


WELCOME TO SAFECO FIELD



2004 Information Guide

INFORMATION BOX INDEX

100 RBI Seasons	130
25 Home Run Seasons	223
Baseball Hall of Fame	83, 308
Best Record (by Month)	196
Designated Hitting, 2003	156
Designated Hitting, Team	165
Draft, 2003	306
Draft, No. 1 Selections	305
Ellis Award Winners	235
Hitting Streaks	120
Home Grown Mariners	227
Home Run Notes	212
Home Runs, Career Leaders By Position	134
Home Runs, Career at Safeco Field	23
Home Runs, Lead Off.....	119
Home Runs, Most in Game	110
Home Runs, Opponents at Safeco Field	185
How Club Was Built	27
How To Figure	310
Inside the Park Home Runs	157
Interleague Play	187
Internet	73
Kingdome Farewell	314
Longest Games	7
Mariners 2003 Record When They	161
Mariners Care	65
Mariners Firsts	193
Mariners Hall Of Fame	108, 149
Mariners Ownership History.....	14
Mariners Rookies With 10 Wins.....	209
Moose, Mariner	86
Naming the Mariners	114
Pinch Hitters, 2003.....	164
Pinch-Hitting, Team	190
Pitchers Who Have Batted.....	61
Players who Have Pitched.....	61
Pre-Game Workout Schedule	26
Rookie Qualifications	95
Save Rule.....	24
Scoreless Streaks, Longest	8
SEATTLE Award.....	250
Stolen Base Leaders - Single Season	220
Strikeouts, Single Game Leaders	219
Ticket Information.....	313
Ties.....	64
Two-Time Mariners.....	70
Wins, Most by Seattle Pitcher	91



More publications available at:

www.retroseasons.com/library/

2004 INFORMATION GUIDE

INDEX

AL Club Stats.....	155	Phone Numbers in Seattle	310
Attendance Information:		Pitching:	
2003	170	2003	156
All-Time.....	195	27 Season Totals	191
Award Winners, Mariners.....	199-200	All-Time Top Ten	209
Batting:		Leaders Year-by-Year	193
2003	156	Player Biographies	28-148
27 Season Totals	191	Postseason.....	171-178
All-Time Top Ten.....	208	Pre-Game Workout Schedule	26
Avg., HR, RBI, Leaders by Position	192	Promotions Schedule 2004	328
Leaders Year-by-Year	192	Public Relations Directory	4
Behind the Scenes	25-26	Radio/TV Information	319-322
Coaches' Biographies	18-24	Records, Club:	
Day-by-Day, 2003.....	166-168	Batting	201-203
Directory, Seattle Mariners.....	2-3	Fielding	205
Executive Biographies	5-14	General	204
Fielding:		Major & AL held by Mariners	206-207
2003	157	Pitching	203-204
27 Season Totals	191	Rookie	206
Finishes	190	Roster:	
Highlights, 2003 Team	158-162	2004 Spring.....	150-152
Highs & Lows, 2003	163-164	All-Time	210-212
Home Runs: By Ballpark	169, 188	Safeco Field	311-315
Hotels	310	Schedule, 2004	Inside Back Cover
Last Time It Happened	198	Scouting	324-325
League Leaders, 2003 AL & NL	154	Seattle Baseball History	188
Manager's Biography	16-17	Spring Training Information and Records	316-318
Minor League:		Standings, 2003 Major League Final	154
Directory	214	Transactions, 2003	168-169
2003 Team Stats	215-220	Won-Lost Breakdown:	
Manager Biographies	224-227	2003	165
Coaches & Staff Biographies.....	221-222, 228-231	All-Time.....	194
Player Biographies	232-305	Vs. Each Club	180-187
Newspapers, Area Daily	323		
Opening Game Lineups, 1977-2003	196-198		
Opponents	179-187		

Mailing address:

P.O. Box 4100
Seattle, WA 98194

Home Park:

Safeco Field
1250 First Ave. S.
Seattle, WA 98134

Telephone:

(206) 346-4000

Internet Address:

www.seattlemariners.com

Fax number:

(206) 346-4400

CREDITS

Editor	Tim Hevly
Assistant Editor	Matt Roebuck
Graphic Design Manager	Carl Morton
Contributors	Megan Barrett, Nat Duffy, Rebecca Hale, Kelly Munro

Printing	Alliant Printing Services
Photography	Ben Van Houten Rich Pilling/MLB Photos
Special Thanks	Elias Sports Bureau, Howe Sportsdata, Bill Arnold, David W. Smith, David Vincent

LEGEND

rehab option

* led league

+ tied for league lead

Copyright© 2004 Seattle Mariners

All rights reserved.

2004 SEATTLE MARINERS BASEBALL CLUB

BOARD OF DIRECTORS

Howard Lincoln, Chairman; John Ellis, Chairman Emeritus; Minoru Arakawa,
Chris Larson, Wayne Perry, Frank Shrontz and Craig Watjen.

OFFICERS

Chairman & Chief Executive Officer	Howard Lincoln
Vice President – Chief Operating Officer	Chuck Armstrong
Chairman Emeritus	John Ellis
Executive Assistant – Chairman, President & Ownership	Janet O'Brien

BASEBALL OPERATIONS

Executive Vice President & GM – Baseball Operations	Bill Bavasi
Vice President – Baseball Administration	Lee Pelekoudas
Vice President – Player Development & Scouting	Benny Loooper
Vice President – Scouting	Bob Fontaine
Director – Professional Scouting	Ken Compton
Director – Player Development	Frank Mattox
Director – Team Travel	Ron Spelley
Director – Minor League Operations	Greg Hunter
Director – Pacific Rim Operations	Ted Heid
Special Consultant to the GM	Pat Gillick
Special Assignment	Woody Woodward
Vice President – Special Assistant to GM	Roger Jongewaard
Coordinator of Minor League Instruction	Mike Goff
Assistant Director – Professional and International Scouting	Hide Suesoyhi
Assistant to the VP Scouting	Jim Fitzgerald
Baseball Operations Assistant/Systems Coordinator	Jim Na
Executive Administrative Assistant – Baseball Operations	Debbie Larsen
Administrator – Scouting	Hallie Larson
Administrator – Player Development	Jan Plein
Medical Director	Larry Pedegana, M.D.
Team Physician	Mitchel Storey, D.O.
Trainers	Rick Griffin, Tom Newberg, Ken Roll, Kiyoshi Egawa
Clubhouse Manager	Ted Walsh
Assistant Clubhouse Manager	Billy Sepich
Visiting Clubhouse Manager	Henry Genzale
Video Coordinator	Carl Hamilton
Strength & Conditioning Coach	Allen Wirtala

BUSINESS OPERATIONS

Executive Vice President – Business Operations	Bob Aylward
--	-------------

CORPORATE BUSINESS & SALES, COMMUNITY RELATIONS

Vice President – Corporate Business & Community Relations	Joe Chard
Director – Corporate Business	Ingrid Russell-Narcisse
Director – Community Relations	Gina Hasson
Manager – Corporate Business	Maureen Atkins, Cam Gravrock
Manager – Community Projects	Sean Gmndley
Manager – Publications/Advertising	Darius Jones
Coordinator – Pacific Rim Client Services	Jennifer Sullivan
Coordinator – Community Services	Cheryl Taplin
Coordinator – Community Relations	Kristen Bushnell
Coordinator – Mascot	Damian Shepard
Director – Sales	Steve Camp
Director – Season Ticket Administration	Frances Traisman
Director – Season Ticket & Group Sales	Bob Hellinger
Suite Sales	Al "Moose" Clausen
Account Executives – Ticket Sales	Mike Aceto, Jim Bergem, Dawn Carden, Jill Dahien, TyAnne Roberts, Chuck Viltz
Manager – Communications Center	Anja Morel
Executive Administrative Assistant – Corporate Marketing	Stephanie Brosio
Administrative Assistant – Sales	Kathy Ragan
Manager – Database Marketing	Hilary Harding

COMMUNICATIONS

Vice President – Communications	Randy Adamack
Director – Baseball Information	Tim Hoivly
Assistant Director – Baseball Information	Matt Roebuck
Executive Producer/Engineer, Radio	Kevin Cremin
Television Producer/Director	Mark Engelbrekt
Radio/TV Announcers	Dave Niehaus, Rick Rizzz, Ron Fairly, Dave Henderson, Dave Valle, Jay Buhner
Manager – Graphic Design	Carl Morton
Graphic Artist	Nathaniel Duffly
Coordinator – International Media	Megan Barrett
Administrative Assistant – Baseball Information	Kelly Munro
Administrative Assistant – Communications	Jennifer Langen

MARKETING

Vice President – Marketing	Kevin Martinez
Director – Marketing	Jon Schuller
Director – Promotions	Greg Greene
Manager – Marketing	Marty Northcott
Scoreboard Operations	Kent Krosbakken
Video Producer	Brandon Verzal
Coordinator – Promotions	Cole Parsons
Public Address Announcer	Tom Hutyer

LEGAL & GOVERNMENTAL AFFAIRS

Executive VP – Legal & Governmental Affairs & General Counsel	Clyde MacIver
Director – Ballpark Transportation Services	Susan Raaf
Director – Public Information	Rebecca Hale
Executive Administrative Assistant – Legal & Governmental Affairs	Wanda Lich

FINANCE & BALLPARK OPERATIONS

Executive Vice President – Finance & Ballpark Operations	Kevin Mather
--	--------------

FINANCE

Controller	Tim Komegay
Assistant Controller	Greg Massey
Staff Accountants	Teri Arguello, Terry Jemtegaard
Accounts Payable	Danny Cifaldi
Executive Assistant – Finance	Pam Dwiggins
Office Services Coordinator	Ryan Calabrese

HUMAN RESOURCES

Vice President – Human Resources	Marianne Short
Manager – Compensation & Benefits Administration	Shirley Shreve
Manager – Payroll	Ginger Oldham
Coordinator – Human Resources	Jeremy Weir
Liability Administrator	Therese Baxter
Reception Desk	Teresa Orren

BALLPARK EVENTS & OPERATIONS

Vice President – Ballpark Operations	Neil Campbell
Director – Saleco Field Operations	Tony Pereira
Director – Ballpark Sales & Marketing	Jennifer Mojo
Director – Maintenance and Engineering	Ben Barton
Director – Security & Parking Services	Paul Schieck
Event Manager	Adele Wada
Manager – Guest Services	Kathleen Lenihan
Coordinator – Event Services & Tours	Garrett Cook
Head Groundskeeper	Bob Christofferson
Assistant Groundskeeper	Tim Wilson, Lao Liebert
Supervisor – Parking	Deborah Goodell
Facility Maintenance Manager	Kwan Lee
Building Electrician	Shane Morgan, Randy Smith, Paul Fuller, Tay Krull
Building Plumber	John Riley, Jamie Whitaker
Roof Operations Supervisor	Vance Akres
Maintenance Specialist	Dennis Cornutt, Dave Randolph, Rob Wolford
HVAC Technicians	Tim McCarty, Ron Patton, Chris Hunsaker, Steve Monson, Rick Werlinger
Preventive Maintenance Administrator	Terry Coggins
Control Room Operators	Mike Nelson, John Slattery, Kurt Corbin, Harold Williams
Security	Frank Diss, Erik Hackmann, Don Henneke, Clark Hernandez, Mark Oliviero, Jason Weaving, Nate Williams, Ed Murphy
Event Sales Assistant	Jeri Baer
Administrative Assistant – Ballpark Operations	Lisa McLeod
Administrative Assistant – Event Services	Susan Gilbertson
Administrative Assistant – Security & Parking Services	Deborah Alexander
Administrative Assistant – Engineering/Maintenance	Amy Swisher

INFORMATION SERVICES

Vice President – Technology Services	Larry Witherspoon
Director – Information Services	David Curry
Manager – Network	Ben Nakamura
PBX/Retail Systems Administrator	Oliver Roy
Audio Engineer	Robert Hughbanks
Video Engineer	Kenneth Scott
Video Technician	Yezmin Blue

PROCUREMENT

Director – Procurement	Sandy Fielder
Manager – Procurement	Norma Cantu
Manager – Shipping & Receiving	Keith Jenkins
Warehouse Supervisor	Juan Carbaescoa
Purchasing Assistant – Procurement	Marion Akagi

MERCHANDISING

Director – Retail Operations	Jim LaShell
Director – Retail Merchandising	Julie McGillivray
Director – Retail Stores	Doug Orwiler
Novelty Buyer – Merchandise	Shawn Weyer
Manager – Retail Marketing	Stephanie Wright
Manager – Retail Operations	Jeff Ibach
Manager – Distribution Center	Patrick O'Connor
Assistant Manager – Distribution Center	Mead Fenton

TICKET SERVICES

Director – Ticket Services	Kristin Fortier
Manager – Box Office	Malcolm Rogel
Manager – Group/Suite Ticket Services	Steve Belling
Manager – Ticket Operations	Connie McKay
Manager – Ticket Services	Jennifer Sweigert
Vault Supervisor	Nicole Trazo

PUBLIC RELATIONS DIRECTORY

AMERICAN LEAGUE


Team	Contact	Area Code	Office	Direct
Anaheim	Larry Babcock	714	940-2000	940-2015
Baltimore	Bill Stetka	410	685-9800	547-6156
	Kevin Behan	410	685-9800	547-6159
Boston	Kevin Shea	617	267-9440	236-6613
Chicago	Scott Reifert	312	674-1000	674-5302
	Bob Beghtol	312	674-1000	674-5303
Cleveland	Bart Swain	216	420-4200	420-4386
	Susie Giuliano	216	420-4200	420-4388
Detroit	Brian Britten	313	471-4000	471-2349
Kansas City	David Witty	816	921-8000	504-4713
	Aaron Babcock	816	921-8000	504-4362
Minnesota	Brad Rulter	612	375-1366	375-7489
	Sean Harlin	612	375-1366	375-7470
New York	Rick Cerrone	718	293-4300	579-4456
	Jason Zillo	718	293-4300	579-4515
Oakland	Jim Young	510	638-4900	563-2380
	Mike Selleck	510	638-4900	563-2233
SEATTLE	Tim Hevly	206	346-4000	346-4402
	Matt Roebuck	206	346-4000	346-4408
	Megan Barrett	206	346-4000	346-4404
	Kelly Munro	206	346-4000	346-4401
Tampa Bay	Rick Vaughn	727	825-3137	825-3242
Texas	Gregg Elkin	817	273-5222	273-5241
	Rich Rice	817	273-5222	273-5204
Toronto	Jay Stenhouse	416	341-1000	341-1248
MLB	Phyllis Merhige	212	931-7800	931-7616
	Rich Levin	212	931-7800	931-7878

NATIONAL LEAGUE

Team	Contact	Area Code	Office	Direct
Arizona	Mike Swanson	602	462-6500	462-6530
Atlanta	TBA	404	522-7630	614-1301
Chicago	Sharon Pannoizzo	773	404-2827	404-4021
Cincinnati	Rob Butcher	513	421-4510	421-4004
Colorado	Jay Alves	303	292-0200	312-2326
Florida	Steve Copses	305	626-7400	626-7476
Houston	Jimmy Stanton	713	259-8900	259-8986
Los Angeles	John Olguin	323	224-1301	224-1393
Milwaukee	Jon Greenberg	414	933-4114	933-6975
Montreal	John Dever	514	253-3434	251-3505
New York	Jay Horwitz	718	507-6387	565-4330
Philadelphia	Larry Shenk	215	463-6000	952-8366
Pittsburgh	Jim Trdinich	412	323-5000	325-4728
St. Louis	Brian Bartow	314	421-3060	425-0623
San Diego	Luis Garcia	619	881-6500	881-6509
San Francisco	Blake Rhodes	415	972-2000	972-2447



FRONT OFFICE



Mariners Executive Vice President and General Manager Bill Bavasi.

OFFICERS

**HOWARD LINCOLN****Chairman & Chief Executive Officer**

A key player in the formation of the ownership group that saved the Mariners for Seattle in 1992, Howard Lincoln was named Chairman and Chief Executive Officer on September 27, 1999.

On February 14, 2000 Lincoln retired from his position as chairman of Nintendo of America, Inc. to devote his full efforts to the Mariners. Lincoln joined Nintendo as its senior vice president and general counsel in January 1983. In February 1994, he was elected to the board of Nintendo of America, Inc. and appointed chairman of the company.

Philanthropy plays an important role in Lincoln's life. In addition to his strong support of the Mariners Care Foundation, he serves as chairman of the Children's Hospital Corporate Leadership Council, and is the Campaign Chair of United Way of King County's 2003/04 Annual Campaign. Lincoln is also a board member of The Washington Roundtable, the Corporate Council for the Arts, the Bellevue Boys & Girls Club, the Pacific Science Center, the Chief Seattle Council of the Boy Scouts and the Children's Hospital Foundation.

Lincoln is a graduate of the University of California of Berkeley, and holds a law degree from Boalt Hall, the University of California School of Law. Following graduation from law school, Lincoln served as a Lieutenant in the U.S. Navy Judge Advocate General's Corps from 1966 to 1970. He practiced law in Seattle from 1970 to 1983. He and his wife, Grace, have one son, Brad, and grandson, Ethan.

**CHUCK ARMSTRONG****President & Chief Operating Officer**

Chuck Armstrong was named President and Chief Operating Officer of the Seattle Mariners on June 29, 1992. Armstrong is responsible for all operations of the Mariners' franchise and works directly with CEO Howard Lincoln.

Armstrong was previously president of the Mariners from 1983 to 1989. He also served as Interim Athletic Director for the University of Washington in 1991.

Since rejoining the Mariners in 1992, Armstrong has successfully led the expansion of the front office as the Club made its move into Safeco Field, hosted the 2001 All-Star Game and has become a business model for all of baseball.

Under his leadership, the Mariners front office organization is recognized as one of baseball's best.

Born and raised in Louisville, Armstrong earned a B.S. degree in Industrial Engineering in 1964 from Purdue University where he was recognized as Outstanding Senior Man. He graduated from Stanford University Law School in 1967 and then served over three years on active duty in the U.S. Navy.

Following his tour in the Navy, Armstrong joined a major West Coast law firm in 1970. He left to become president of a leading national furniture manufacturer and importer from 1977 to 1980. From 1980 to 1983, he served as president and chief executive officer of Arnel Management, an Orange County, CA real estate investment company.

Armstrong and his wife, Susan, make their home in Medina. They have three children: daughters Dorrie and Katherine; and a son, Chuck. The Armstrongs are active in numerous civic and charitable activities.

**JOHN ELLIS****Chairman Emeritus**

A life-long resident of the Seattle area, John Ellis helped lead the efforts to keep Major League Baseball in the Pacific Northwest. Upon transfer of the Mariners franchise to the new ownership group, Ellis became its first chairman and CEO, serving from June 29, 1992 until Sept. 27, 1999 when he was named Chairman Emeritus. Ellis continues as a member of the Mariners Board of Directors. During the seven full seasons of his tenure, the Mariners only finished below .500 once, while winning two Division titles and narrowly missing a third. In addition, community and fan support improved enormously during this time —

attendance grew from 1,651,398 in 1992 to 3,507,975 in 2001. The greatest accomplishment under his leadership was the construction of our world-class ballpark, Safeco Field.

In June, 1999 Ellis was unanimously elected to the MLB Executive Council. He's currently chair of its Compensation & Finance Committee. He also serves on the International and Ownership Committees. John served variously as President, CEO and Chairman of the Board of Puget Sound Power & Light Company (now Puget Sound Energy) from 1970 to his retirement in 1993. He also uniquely served both as Chair of the Board of Trustees of Seattle University and the Board of Regents of Washington State University. He's been the recipient of numerous awards — most recently having been named one of the U. of W.'s 100 outstanding graduates during the 20th century. He and his wife Doris have 4 children and 8 grandchildren — all Mariners fans.

BASEBALL OPERATIONS



BILL BAVASI

Executive Vice President & General Manager, Baseball Operations

William J. "Bill" Bavasi is beginning his first season as the seventh General Manager in Seattle Mariners history after being hired on Nov. 7, 2003.

Bavasi, 45, spent the past two seasons as the Los Angeles Dodgers Director of Player Development, directing

all aspects of the Dodgers minor league operations. Previously, Bavasi was the Vice President/General Manager of the Anaheim Angels for six seasons (1994-99) after being promoted to that post on Jan. 12, 1994. The promotion was the culmination of a 14-year climb through the Angels player development department. While with the Angels, he helped lay the groundwork for the Angels 2002 World Championship. Bavasi began his pro baseball career with the San Diego Padres in 1974.

Bill is the son of E.J. "Buzzie" Bavasi, former GM of the Brooklyn and LA Dodgers, GM of the Angels and President of the Padres. The youngest of four brothers, Bill's brother, Bob, owned and operated the Everett AquaSox from 1984-1998. Another brother, Peter, was GM of the Padres, founding president of the Toronto Blue Jays and President of the Cleveland Indians and SportsTicker. The fourth Bavasi brother, Chris, is a prominent political figure, having served six terms as Mayor of Flagstaff, AZ. Chris is currently Executive Director for the office of Navajo and Hopi Indian Relocation.

Bavasi graduated from the University of San Diego, with a degree in Psychology, in 1980.

Bill and his wife, Tracy, reside in Seattle and have two children: Kyle and Katie.

Seattle Mariners GMs

Lou Gorman	1977-80
Dan O'Brien	1981-83
Hal Keller	1984-85
Dick Balderson	1986-88
Woody Woodward	1988-99
Pat Gillick	2000-03
Bill Bavasi	2004-



LEE PELEKODAS

Vice President, Baseball Administration

Now in his 25th year with the Mariners, Lee Pelekoudas was promoted to Vice President of Baseball Administration in September, 1997. He is responsible for the coordination of players contract negotiations, tracking Major League player movement, managing the club's player transactions within the administrative rules of Major League Baseball and the Major League payroll. He also works closely with Bill Bavasi and Benny Loper on the make-up of the Major League roster.

Pelekoudas joined the Mariners in December of 1979 as the Director of Team Travel. He served in that position until his move to Director of Baseball Administration in October, 1987 and was promoted to Senior Director in April, 1995.

Pelekoudas was drafted out of Homestead (Sunnyvale, CA) High School in 1969 by the Montreal Expos in the 23rd round of the draft, but chose to attend Arizona State University where he was a three-year letterwinning pitcher (1970-72). He was a member of the 1972 Sun Devils club that went to the College World Series and posted a 64-6 record. He graduated from A.S.U. in 1973 with a degree in journalism. Pelekoudas worked in private business for four years before joining the Pacific Coast League Portland Beavers in 1978.

Pelekoudas and his wife, Terri, reside in Sammamish, WA, and have two sons: Chris, a scout for the Mariners, and Bryan. Lee's father, Chris, was a National League umpire for 16 seasons.

LONGEST MARINERS GAMES — INNINGS

Inn.	Date	Opponent	W/L	Score	Time
20*	9/3-4/81	at Boston	W	8-7	6:01
20*	4/13-14/82	at California	L	3-4	6:06
19	8/1/00	vs. Boston	W	5-4	5:34
17	5/11/84	at New York	W	4-3	5:02
17	7/30/98	vs. Cleveland	L	8-9	5:23
16	5/15/78	at Detroit	L	2-4	4:30
16	4/11/82	at Oakland (#1)	W	6-3	5:18
16	5/5/91	vs. New York	W	5-4	5:31
16	9/25/92	at Texas	W	4-3	5:08

*Suspended games

BASEBALL OPERATIONS (continued)



BOB FONTAINE

Vice President, Scouting

Bob Fontaine was named Vice President, Scouting for the Mariners on Dec. 5, 2003. He is responsible for overseeing the Mariners scouting operation, including preparation for the June draft.

Fontaine, who is in his 33rd year working in baseball, was the Chicago White Sox Director of Player Development from 2000 until accepting the Seattle position. He has also worked with the San Diego Padres, Montreal Expos and Anaheim Angels and has overseen the signing and development of many Major Leaguers including Randy Johnson, Tony Gwynn, Ozzie Smith, Jim Edmonds and Darin

Erstad.

Fontaine began his career with the Padres in 1973, working up to Scouting Director in 1980. He joined the Expos in 1982 as West Coast Supervisor before being named Director of Scouting for the Angels in 1986. Anaheim promoted him to Director of Scouting and Player Personnel in 1994.

Fontaine's father, Bob Sr., was the Director of Scouting for the Padres from 1969-77, the GM from 1978-80 and the San Francisco Giants Director of Player Personnel and scouting from 1982-92.

Fontaine and his wife, Karen, reside in Chicago. They have five children: Jim, Joey, Josanna, Caitlin and Matt.



BENNY LOOPER

Vice President, Player Development & Scouting

Now in his 18th year with the Mariners, Benny Looper was promoted to Vice President, Player Development & Scouting on Dec. 5, 2003. He was named VP of Scouting & Player Development Feb. 11, 2002. Benny oversees all aspects of the Mariners minor league system and works closely with Bill Bavasi and Lee Pelekoudas on the make-up of the ML roster.

For the second straight season, three of Seattle's minor league club's advanced to postseason in 2003, including the Texas League Champion San Antonio Missions (who won their second straight title) and the California League Champion Inland Empire 66ers. In 2001, Seattle's minor league system had a combined record of 385-303 and five of the six clubs advanced to the postseason. During the 2000 season, the minor league system posted the highest winning percentage in organized baseball. At the conclusion of the season, the Topps Company recognized the Mariners as Organization of the Year.

Looper joined the club in March, 1987 as a part-time scout. He was promoted to full-time scout in 1988 and to Midwest Scouting Supervisor (1989-91). He later advanced to National Supervisor and Cross Checker (1992) and served as National Supervisor & Special Assignment Scout (1993-97). In 1997 he was promoted to Director of Player Development. He had previously scouted for Toronto.

Looper has a B.S. in Math from Southwestern Oklahoma University and a M.A. in Counseling from East Central Oklahoma University. He also has a post master certificate in School Administration. Benny played five years of minor league baseball in the St. Louis Cardinals system. Looper was head high school baseball coach for 12 years prior to becoming a full time scout.

Looper resides in Renton, WA, with his wife, Sandra. He has two adult children, Staci and Aaron, and three grandchildren: Hunter, Carson and Abigail. Aaron, who was selected by the Mariners in the 1997 June draft, is on the Mariners 40-man roster, and Benny's nephew, Braden, pitches for the New York Mets.

LONGEST SCORELESS STREAKS IN CLUB HISTORY

Innings	Pitcher	Date
34.1	Mark Langston	September 14-29, 1988
31.0	Randy Johnson	May 23-June 13, 1997
29.0	Randy Johnson	May 20-June 10, 1994
28.2	Shigetoshi Hasegawa	June 1-August 22, 2003 (relief)
24.0	Edwin Nunez	June 8-July 12, 1988 (relief)
24.0	Jamie Moyer	June 16-July 6, 2002
23.0	Freddy Garcia	September 4-18, 2001
22.0	Bill Swift	July 26-August 11, 1990
21.0	Chris Bosio	April 18-June 1, 1993
21.0	Erik Hanson	April 23-May 3, 1993
20.2	Kazuhiro Sasaki	April 2-May 30, 2002 (relief)
20.1	Gil Meche	April 17-May 4, 2003



PAT GILLICK

Special Consultant to the Executive VP/GM

Pat Gillick is in his first season as a special consultant to Bill Bavasi after four years as the GM of the Mariners.

Pat had a 393-255 (.606) mark in his four seasons as Executive VP & GM of the Mariners, including winning a ML-record tying 116 games in 2001. The Mariners advanced to the ALCS in both 2000 and 2001, and won a combined 186 games in his final two seasons. In his 24 years as a GM, Pat's teams compiled an overall mark of 2010-1773 (.531).

Gillick is recognized as one of the best executives in the game. He has a long list of awards to his credit, including being voted Canada's "Baseball Man of the Year" by the Toronto and Montreal chapters of the BBWAA in 1983 & 1991; being honored as UPI's ML Baseball "Executive of the Year" in 1985 and as the "AL Executive of the Year" in 1993. He was the co-winner (with Cito Gaston) of the "Sportsman of the Year" award in 1993 and was honored by the Harvard School of Business in the fall of 1994. He is a member of the Toronto Blue Jays "Level of Excellence" and was named Executive of the Year by The Sporting News, Baseball America, the Boston Chapter of the BBWAA, Washington CEO Magazine and The Negro Leagues Baseball Museum (Rube Foster Legacy Award) in 2001. In addition, Baseball America named him Executive of the Past 20 Years that year.

Gillick spent 10 years with Houston and worked two seasons with the New York Yankees prior to joining the Blue Jays on Aug. 16, 1976 as their Vice President of Player Personnel. While in Toronto he won five AL East titles (1985, 1989, 1991-93) and back-to-back World Titles in 1992 and 1993. Gillick was GM of the Baltimore Orioles when the Orioles advanced to the ALCS in 1996 and 1997.

Gillick and his wife, Doris, have a daughter, Kimberley.



ROGER JONGEWAARD

VP/Special Assistant to the General Manager

This is Roger Jongewaard's 19th season with the Mariners and his first since being promoted to VP/Special Assistant to the GM.

He spent 14 seasons as the Vice President of Scouting and Player Development beginning in 1989. Roger joined the Mariners in December, 1985, as director of scouting.

Following the 2000 season, the Mariners were named Organization of the Year by the Topps Company. In December of 1999, Roger was recognized by the Topps Company for his distinguished service to the game of baseball. In February, 1996, Jongewaard was inducted into the R.B.I. League Hall of Fame by the Los Angeles chapter. He has been in professional baseball for 39 years, including six as a minor league catcher in the Milwaukee, Los Angeles and Cincinnati organizations (1954-59). In 1959, he played with the Seattle Rainiers. Roger was also the catcher on many of the episodes of the Home Run Derby TV series.

After spending ten years in private business, Jongewaard returned to baseball in 1969 with the California Angels. He moved on to scouting with the Texas Rangers in 1973 and the New York Mets in 1976. In 1982, the Detroit Tigers named him as a special assignment scout to general manager Bill Lajoie, a job he held until joining the Mariners four years later.

A Long Beach, CA, native, Jongewaard starred in baseball at Long Beach Poly High School and signed a professional contract with Milwaukee upon his graduation in 1954.

Jongewaard resides in Woodinville, WA, with his wife, Carol. They have five grown children: Terry; Diane; Janice; Kristin; and Don. They also have 11 grandchildren.



BOB ENGLE

Senior Advisor to the Executive VP/GM

Bob Engle was hired as Senior Advisor to the Vice President & General Manager of Baseball Operations on January 28, 2000.

Prior to joining the Mariners, Engle, had spent the past 24 years with the Toronto Blue Jays. Originally hired in 1976 as the Eastern Scouting Supervisor, he was promoted to Eastern Regional Scouting Director in 1982 and to Director of Scouting in 1990. As Director of Scouting he was responsible for all of the Blue Jays scouting activities, as well as their June draft preparations.

Engle was promoted to Assistant General Manager on June 14, 1995 and named Sr. Advisor, Baseball Operations on February 28, 1997. Engle was also responsible for overseeing all the Jays Latin American operations beginning in 1996.

Engle attended Mesa College in Grand Junction, CO, and graduated from the University of Colorado. He spent one season with the Buffaloes as an assistant coach. Engle began his career in professional baseball when he was hired as the Midwest scouting supervisor by the Baltimore Orioles in 1974.

Engle and his wife Barbara reside in Tampa, FL. They have three children: Melissa, Amy and Jennifer.

BASEBALL OPERATIONS (continued)

**KEN COMPTON****Director, Professional Scouting**

Beginning his 16th year with the Mariners, Ken Compton joined the club as a scout in October of 1988. He has served as a Southern/Central California area scout (1988-92), West Coast Supervisor (1993-95) and M.L./Special Assignment (1996-97). He was promoted to his current position on Sept. 28, 1997.

His current responsibilities include overseeing and coordinating all M.L. and minor league scouting, as well as coordinating the Mariners advance scouting.

Compton had previously scouted for the Detroit Tigers and the Atlanta Braves. He has a BA in Physical Education from California State University - Long Beach.

Ken played four years of baseball at Long Beach St. before playing internationally with Athletes in Action. Compton resides in Cypress, CA with his wife, Gayle, and three children: daughter Christy and twin sons Brian and David.

**FRANK MATTOX****Director, Player Development**

Now in his 10th year with the Mariners, Frank Mattox was promoted to his current position on Dec. 5, 2003. He joined the club in 1995 as West Coast Scouting Supervisor and was promoted to Director, Scouting on Sept. 28, 1997.

Mattox had previously scouted for the Colorado Rockies where he was named Scout of the Year in 1993. He has a BS in Political Economy of Natural Resources from the University of California at Berkeley. Mattox played seven years of minor league baseball in the Milwaukee Brewers system and spent one year as the assistant General Manager of the Denver Zephyrs. In all, he has 20 years of

experience in professional baseball.

Mattox resides in Peoria, AZ with his wife, Sylvia, sons, Myles and Blake and daughter Marisol.

**GREG HUNTER****Director, Minor League Operations**

Greg Hunter is in his eighth season with the Mariners player development department, his first since being promoted to his current position on Dec. 5, 2003. Greg spent three seasons as Director, Minor League Administration. As director of minor league operations his responsibilities include minor league budget, communicating with the club's six affiliates and organizing travel and living arrangements for minor league players and staff.

For the second straight season, three of Seattle's minor league club's advanced to postseason in 2003, including the Texas League Champion San Antonio Missions (who won their second straight title) and the California League Champion Inland Empire 66ers. In 2001, five of the six clubs advanced to the postseason. In 2000, the Mariners minor league system posted the highest winning percentage in organized baseball.

Hunter joined the Mariners player development department in February 1996 as player development assistant. He was promoted to assistant director in January of 2000. Hunter played professionally from 1990-93, including playing in Seattle's minor league system with Bellingham, San Bernardino, Peninsula and Jacksonville.

A native of Kirkland, WA, Hunter played in the 1980 Little League World Series for Kirkland National. He went on to be a four-year letterwinner at Washington State University and graduated in 1990 with a degree in Social Sciences.

Hunter resides in Seattle, WA.

**RON SPELLEY****Director, Team Travel**

Ron Spelley is in his seventh season with the Mariners, after joining the club in December of 1997. As director of team travel, Spelley is responsible for planning and implementing all of the club's travel requirements, travels on every trip and is responsible for Seattle's spring training camp in Arizona, including the spring training schedule.

Spelley was previously executive director of the Lake Tahoe Visitors Authority in South Lake Tahoe. Prior to that, he was VP of Sales and Marketing with the Phoenix Convention and Visitors Bureau for eight years (1988-96). Spelley spent

20 years with Westin Hotels, including working at the Westin Seattle from 1982 through 1988.

Spelley, a Spokane, WA native, graduated from Washington State University with a BA in Communications in 1968. He has two adult sons: Sean and Ryan. Spelley resides in Bellevue, WA.



TED HEID

Director, Pacific Rim Operations

Ted Heid is in his 10th season with the Mariners, his fourth since being promoted to Director of Pacific Rim Operations. His responsibilities include overseeing the Mariners efforts in the Pacific Rim, including player scouting and staff and administrative inquiries.

Ted, who speaks Japanese, joined the Mariners in 1994 as an associate scout in Arizona and was promoted to area scout for Japan prior to the 2000 season.

A native of Pontiac, MI, Heid was raised in Kirkland, WA, graduating from Juanita High School prior to attending Brigham Young University, where he played baseball, on an academic scholarship. He graduated from BYU with degrees in international business and Japanese language. While enrolled at BYU, Ted spent two years in Japan.

Heid resides in Glendale, Arizona, with his wife, Tracy, and four children: two sons, Tyler and Trevor and two daughters, Tiffini and Tiana.



HIDE SUEYOSHI

Assistant Director, Professional and International Scouting

Hide Sueyoshi joined the Mariners Scouting department in January, 1998. He worked in the International Operations and scouting department of the Orix Baseball Club in Kobe, Japan from 1990-97.

A native of Osaka, Japan, his current duties include assisting Bob Engle in Latin America scouting, including the Mariners academies in the Dominican Republic and Venezuela, and assisting Ken Compton in pro scouting.

Sueyoshi graduated from Kinki University in Osaka with a degree in corporate law in 1987 and earned a B.S. in history from the University of Oregon in 1990. He and his wife, Yoko, reside in Bellevue with their two children: Kenta and Tomoya.



JIM FITZGERALD

Assistant to the VP, Scouting

Now in his ninth season with the Mariners, Jim is in his first season in his new role. He works closely with Bob Fontaine on the Mariners amateur scouting as well as assisting in Baseball Operations. Jim spent the past four seasons as baseball operations assistant after assuming that post in February, 2000. Jim joined the Mariners in 1996 as an account executive and moved to the marketing department in 1998.

Prior to joining the Mariners, Fitzgerald spent the previous five years as the director of operations for the Spokane Indians. Fitzgerald received his B.A. (in public relations) from Gonzaga University where he played four years of varsity baseball. He earned a M.A. from Gonzaga in sports management in 1993.

Fitzgerald resides in Woodinville, WA, with his wife Wendy and daughter Jamie.



JIM NA

Baseball Operations Assistant/Systems Coordinator

Jim Na joined the Mariners baseball operations department in May, 2001 and was named to his current position on Dec. 5, 2003. He assists Bill Bavasi Lee Pelekoudas in the Major League baseball operations department as well as working with Mariners scouts and player development staff on computer applications involving baseball operations. He also helps coach the Mariner scout teams.

Na was a four-year letterwinner at the University of Washington; he graduated in 1998 with a sociology degree. He signed with Montreal as a non-drafted free agent after graduating and spent two seasons playing minor league baseball. Na was traded to Anaheim on Jan. 24, 2000 as part of a three-for-one deal.

Na resides in Seattle, WA, with his wife, Cory.

EXECUTIVES

**BOB AYLWARD****Executive Vice President, Business Operations**

A veteran of 27 years in Major League Baseball, Bob Aylward joined the Mariners in June of 1997 as Vice President of Business and Sales. He was promoted to Executive VP in December of 1999. Aylward is responsible for the Mariners' revenue producing efforts including corporate sponsorships, ticket sales, signage and advertising sales, as well as having oversight of the Mariners communications department.

Before the Mariners, Aylward served as business affairs consultant with the Tampa Bay Devil Rays for two years, planning and developing the team's marketing, sales and broadcasting. Concurrently, he was also President of Entertainment, Sports and Facilities Associates, Inc., which specialized in services to sports teams, broadcasting entities and new facility design.

Prior to Tampa Bay, he spent 17 years with the Baltimore Orioles, including the last ten as vice president of business affairs. Aylward oversaw the Orioles' marketing, sales and broadcasting efforts and was deeply involved with the architects in the design and construction of Oriole Park at Camden Yards. He began his career with the Orioles in 1976 as an intern in the ticket office.

A native of Pace, MS, Aylward is a graduate of Vanderbilt University and also attended Ohio University's graduate program for sports administration. Aylward resides in Mercer Island, WA, with his wife, Elizabeth, and their two daughters, Laura (18) and Caitlin (13).

**KEVIN MATHER****Executive Vice President, Finance & Ballpark Operations**

Kevin Mather was named the Mariners' Vice President of Finance and Administration on July 31, 1996 and promoted to his current position in December, 1999. Mather's responsibilities include accounting and financial reporting, human resources, ticket services, procurement, technology services, concessions and the day-to-day operations of Safeco Field. He also oversees the Mariners eight retail locations as well as "other events" held at Safeco Field.

Mather joined the Mariners after serving as Vice President of Finance for the Minnesota Twins for four and a half years. He started with the Twins as director of finance in November of 1989 and was promoted to vice president in April of 1992.

Before his career in baseball, Mather was with the Certified Public Accounting firm of Deloitte, Haskins & Sells for four years. He spent the previous year with The Bellfonte Company in Minneapolis.

A native of Madison, WI, Mather is a 1984 graduate of the University of Wisconsin where he received his B.A. degree in accounting and risk/insurance. He is currently on the Governing Board of his CMA Church and is the Chairman of Junior Achievement of Washington. His hobbies include coaching youth hockey and baseball, Green Bay Packers football and his family.

He and his wife, Shannon, have three sons: J.P. (12); David (10); and Steven (8). The Mathers reside in Issaquah, WA.

**CLYDE MACIVER****Executive Vice President and General Counsel, Legal & Governmental Affairs**

Clyde MacIver was named to his current position in April of 2000. In addition to his duties as General Counsel, MacIver oversees governmental affairs, public information and neighborhood relations.

Before his career in baseball, MacIver practiced law at Miller Nash, a Pacific Northwest regional law firm. He began his law practice in Seattle in 1961 at the firm of Macbride, Mathews and Hanify, which later became Sax and MacIver, before joining Miller Nash in 1985 as resident partner in charge of the Seattle

office. MacIver is recognized for his expertise in administrative law, utilities regulation and commercial litigation.

A native of Yakima, WA, MacIver earned both his bachelor's and law degrees from Willamette University in Salem, OR. His hobbies include motorcycling, golf and fishing. He also holds a private pilots license.

MacIver resides in Sammamish, WA. He has two daughters, Gael and Amy, and one son, Craig, all of whom reside in the Puget Sound area.



RANDY ADAMACK

Vice President, Communications

Randy Adamack has been with the Mariners for 26 of their 27 previous seasons and has served as Vice President of Communications since September of 1990. Adamack directs the club's local and national radio-TV relationships and public relations efforts. In 2001, he organized the local efforts for Major League Baseball's All-Star Week in Seattle.

Adamack joined the Mariners in 1978 as director of public relations and was promoted to director of marketing in 1983. In 1987, he was named senior director of communications.

A native of Conneaut, OH, Randy served the Cleveland Indians as director of public relations from 1975-78. He played baseball at Wittenberg University in Springfield, OH. Following his graduation in 1973 he attended the sports administration graduate program at Ohio University.

Adamack lives in Seattle. He has a daughter, Elizabeth (20) and a son, Joe (18).



NEIL CAMPBELL

Vice President, Ballpark Operations

Neil Campbell is in his seventh season as Vice President of Ballpark Operations for Safeco Field. Campbell oversees the operation and management of Safeco Field, including the staff required to operate and maintain the ballpark.

Campbell came to the Mariners after four years as vice president and general manager with the British Columbia Pavilion Corporation, where he oversaw the operation of B.C. Place Stadium. He was also involved in the operation of the Vancouver Trade and Convention Centre, Robeson Square Conference Centre, Tradex and the Bridge Film Studio.

Prior to working in Vancouver, Neil served as director of the Kingdome for six years beginning in 1986. In 1992, he was named general manager of the Saint John Regional Exhibition Centre in New Brunswick. Before coming to Seattle in 1986, he was director of stadium facilities for the City of Edmonton, Alberta, as well as operations manager at Northlands Coliseum. He holds the professional designation of Certified Facilities Executive.

A native of Edmonton, he currently resides in Bellevue, with his wife Loree.



JOE CHARD

Vice President, Corporate Business & Community Relations

Joe Chard is in his 14th season with the Mariners, his third since being promoted to Vice President of Corporate Business & Community Relations in December of 2001. Chard oversees the Mariners corporate sponsorship as well as all aspects of the Mariners community relations efforts.

Chard was originally hired as Director of Community Relations by the club in September of 1990. He was instrumental in establishing Mariners Care, the club's non-profit foundation which has become a national model. Last season Mariners Care provided over \$1 million to local charities, thousands of tickets to Mariners games and hundreds of personal visits by players to hospitals, schools and youth organizations throughout the Northwest. Joe was promoted to Director of Corporate Business in 1998, and to Director, Corporate Business & Community Relations in 2000.

Prior to joining the Mariners, Chard was the Executive Director of the Cystic Fibrosis Foundation of Washington.

A Seattle native, Chard played football at both Walla Walla Community College and Carroll College in Montana, graduating in 1986. He resides in Seahurst, WA, with his wife, LisaJo, and children: AshLee (11) and Creed (9).

EXECUTIVES (continued)

**KEVIN MARTINEZ****Vice President, Marketing**

Kevin Martinez is in his 13th season with the Mariners, his third since being promoted to Vice President of Marketing in December of 2001. Martinez oversees the Mariners marketing and promotions activities, including advertising, in-park entertainment and special events. The Mariners television ad campaign has been named the Best in Baseball by USA Today Baseball Weekly.

Martinez was originally hired as the club's Promotions Manager in 1990. He was promoted to Director of Promotions in 1993. Kevin was the Boston Celtics Director of Promotions & Special Events from 1994-96; responsibilities included planning and executing promotions and marketing for the final season and game in Boston Garden and the Inaugural Season in the Fleet Center. Martinez returned to the Mariners in 1996 as Director of Marketing.

Prior to joining the Mariners, Kevin worked with ABC-TV in New York in 1989-90.

A native of Edison, NJ, Martinez graduated from the S.I. Newhouse School of Public Communications at Syracuse University. He resides in Seattle, with his wife, Alisa.

**MARIANNE SHORT****Vice President, Human Resources**

Marianne Short is in her sixth season with the Mariners, her fourth since being promoted to Vice President of Human Resources in October of 2000. Short is the first female VP in the history of the Mariners. She oversees all aspects of the Mariners human resources, including worker's compensation, benefits administration, payroll and all hiring decisions for the front office and day of game staff. Marianne was originally hired as Director of Human Resources by the club in October of 1998.

Short previously spent 15 years in the human resources department of the Bon Marche Company, including the final four years as its VP of Labor and Employee Relations.

A native of Tacoma, WA, Short attended Central Washington University. She resides in Tacoma with her husband, Jeff. They have two grown children, Shay and Shannon.

**LARRY WITHERSPOON****Vice President, Technology Services**

Larry Witherspoon is in his seventh season with the Mariners, his fifth since being promoted to Vice President of Technology Services. Witherspoon is responsible for all aspects of the Mariners Technology Services department, including information services, audio/visual services, ticketing and concessions. He was originally hired as Director of Information Systems in March of 1998.

Witherspoon joined the Mariners after spending five years running his own company, AccessOne Internet Services. Witherspoon attended Central Texas College and received his MBA in Technology Management from the University of

Washington Business School.

Witherspoon resides in Bellevue with his wife, Ryoko. They have two children, Ashley and Tosh.

OWNERSHIP AND MANAGEMENT

Feb. 6, 1976 — Partners Stanley Golub, Danny Kaye, Walter Schoenfeld, Lester Smith, James Stillwell Jr. and James A. Walsh enter into a formal agreement with the A.L. Dick Vertlieb is later named the club's first Executive Director and Lou Gorman is named Director of Baseball Operations.

May 18, 1978 — Lou Gorman is promoted to General Manager.

Jan. 17, 1979 — Daniel F. O'Brien is named President and Chief Executive Officer.

Nov. 6, 1980 — Lou Gorman resigns to accept a position with the New York Mets. President Dan O'Brien assumes responsibility for baseball operations.

Jan. 14, 1981 — George Argyros becomes principal owner of the Mariners, purchasing majority interest in the club. The sale was approved by the League January 29.

Oct. 7, 1983 — Hal Keller is promoted from Director of Player Development to Vice President, Baseball Operations and General Manager.

Oct. 19, 1983 — Chuck Armstrong is named President.

Oct. 8, 1985 — Dick Balderson is named Vice President, Baseball Operations.

July 27, 1988 — Woody Woodward is named Vice President, Baseball Operations.

Oct. 5, 1989 — The Mariners are purchased by a partnership of Jeff Smulyan, Enemis Broadcasting, Michael Browning and the Morgan Stanley Group, Inc. Smulyan assumes the role of Chairman.

Oct. 24, 1989 — Gary Kaseff is named President.

July 1, 1992 — The Baseball Club of Seattle, L.P., assumes control of the Mariners. The Board of Directors includes John Ellis (Chairman), Minoru Arakawa, Chris Larson, Howard Lincoln, John McCaw, Frank Shrontz and Craig Watjen. Chuck Armstrong is named President.


Sept. 27, 1999 — Howard Lincoln is selected Chairman and CEO. John Ellis appointed chairman emeritus.

Oct. 25, 1999 — Pat Gillick is named Executive Vice President and General Manager of Baseball Operations.

Nov. 7, 2003 — Bill Bavasi is named Executive Vice President and General Manager of Baseball Operations.




2004 SEATTLE MARINERS



Ichiro Suzuki has collected at least 200 hits in each of his big league seasons.

THE MANAGER



BOB MELVIN (3)

POSITION: Manager, former catcher

AGE: 42 BORN: 10-28-61 in Palo Alto, CA

BATTED: Right THREW: Right HEIGHT: 6-4 WEIGHT: 210

NAMED MANAGER: Nov. 15, 2002, signing a two-year contract with a club option for 2005.

PERSONAL: Robert Paul Melvin...resides in Cave Creek, AZ with his wife Kelley and daughter Alexi (12/21/88)...graduated from Menlo-Atherton H.S. in Menlo Park, CA, where he lettered in baseball, basketball and golf... attended the University of California at Berkeley and Cañada College in Redwood City, CA. is very active with the Juvenile Diabetes Research Foundation and Mariners Care.

Best Winning Pct.
Mariners Managers

1. Bob Melvin	.574
2. Lou Piniella	.542
3. Jim Lefebvre	.479
4. Dick Williams	.453

Most Wins
Mariners Managers

1. Lou Piniella	840
2. Jim Lefebvre	233
3. Darrel Johnson	226
4. Dick Williams	159
5. Rene Lachemann	140
6. Chuck Cottier	98
7. Bob Melvin	93
Del Crandall	93
9. Bill Plummer	64
10. Jim Snyder	45
11. Maury Wills	26
12. Marty Martinez	0

MANAGING/COACHING CAREER: In his second season as a Major League manager with Seattle...won 93 games in his first season, by far the most-ever by a Mariners manager in his first season (Piniella, 82-80, 1993)... 93 wins was the (tie) 15th-most ever by a rookie manager (see box)...is one of only two managers in club history with a winning percentage over .500; his .574 mark is the best-ever by a Mariners manager...collected first win as big league manager, 7-6 in 11 innings at Oakland April 3...ejected for the first time in his big league career (playing/coaching/managing) on July 17 at Kansas City; was ejected three times in 2003 (also had one spring ejection)...prior to joining the Mariners, spent four seasons as a Major League coach, all as a bench coach...began work as a scout with Milwaukee in 1996...worked as a roving instructor in the Brewers organization in 1997...was a special assistant to the general manager with Milwaukee in 1998...became Brewers bench coach for Phil Garner in 1999...managed Maryvale in the

Arizona Fall League in the winter of 1999...spent 2000 season as Detroit Tigers bench coach (also with Garner)...was bench coach for Arizona Diamondbacks in 2001, when Arizona won the World Series, and in 2002 as the D-Backs claimed N.L. West title.

PLAYING CAREER: Originally drafted by Baltimore in the third round of the 1979 June draft, but did not sign...selected by Detroit in the first round (secondary phase) of the 1981 January draft...reached the Majors in 1985 with Detroit...made ML debut May 25 at Seattle, going 2x4 with two doubles...traded to San Francisco prior to 1986 season...hit first ML home run June 18, 1986 at San Diego off Mark Thurmond...threw out 31 of 78 would-be base stealers in 1987 for a 40% success rate, which ranked second in the NL...homered twice off

Most Wins, Rookie Managers

1. 109 Ralph Houk	NYA	1961
2. 103 Dusty Baker	SFN	1993
3. 102 Sparky Anderson	CIN	1970
4. 101 Mickey Cochrane	DET	1934
5. 99 Yogi Berra	NYA	1964
99 Joe Cronin	WAS	1933
7. 98 Eddie Dyer	SLN	1946
8. 97 Billy Martin	MIN	1969
97 Jim Frey	KCA	1980
10. 96 Hal Lanier	HOU	1986
96 Bill Virdon	PIT	1972
96 Ken Macha	OAK	2003
13. 95 Herman Franks	SFN	1965
14. 94 Ron Gardenhire	MIN	2002
15. 93 Bob Melvin	SEA	2003
93 George Bamberger	MIL	1978
93 Al Lopez	CLE	1951
93 Pants Rowland	CHA	1915
93 Grady Little	BOS	2002

MELVIN (continued)

Fernando Valenzuela Sept. 22 in San Francisco...started two games in 1987 NLCS vs. St. Louis, including going 3x3 in Game 6...homered Aug. 14, 1988 in LA off Orel Hershiser, the last homer allowed by Hershiser that year as he went on to pitch 131.2 consecutive homerless innings...traded to Baltimore prior to 1989 season, where he spent three seasons...had string of 78 consecutive games without an error from Sept. 13, 1989-Sept. 22, 1990...had a career-high five hits June 15, 1991 at Toronto...traded to Kansas City prior to 1992 season...signed with Boston as a free agent in 1993...finished playing career in 1994, appearing in just 20 games with New York (AL) and Chicago (AL).

MELVIN'S PLAYING RECORD

YEAR	CLUB	AVG.	G	AB	R	H	2B	3B	HR	RBI	BB	SO	SB
1981	Macon	.272	114	412	56	112	19	1	14	64	35	71	5
1982	Birmingham	.236	98	364	33	86	12	1	13	52	24	70	1
1983	Birmingham	.288	78	285	43	82	14	2	10	56	18	54	0
	Evansville	.190	45	142	10	27	6	0	2	11	7	41	0
1984	Evansville	.248	44	141	12	35	13	0	0	11	3	32	0
	Birmingham	.269	69	271	34	73	14	1	2	33	18	47	1
1985	Nashville	.271	53	177	27	48	7	1	9	24	16	38	3
	DETROIT	.220	41	82	10	18	4	1	0	4	3	21	0
1986	SAN FRANCISCO	.224	89	268	24	60	14	2	5	25	15	69	3
1987	SAN FRANCISCO	.199	84	246	31	49	8	0	11	31	17	44	0
1988	SAN FRANCISCO	.234	92	273	23	64	13	1	8	27	13	46	0
	Phoenix	.307	21	75	11	23	5	0	2	9	8	13	0
1989	BALTIMORE	.241	85	278	22	67	10	1	1	32	15	53	1
1990	BALTIMORE	.243	93	301	30	73	14	1	5	37	11	53	0
1991	BALTIMORE	.250	79	228	11	57	10	0	1	23	11	46	0
1992	KANSAS CITY	.314	32	70	5	22	5	0	0	6	5	13	0
1993	BOSTON	.222	77	176	13	39	7	0	3	23	7	44	0
1994	NEW YORK (AL)	.286	9	14	2	4	0	0	1	3	0	3	0
	CHICAGO (AL)	.158	11	19	3	3	0	0	0	1	1	4	0
AL Totals		.242	427	1168	96	283	50	3	11	129	53	237	1
NL Totals		.220	265	787	78	173	35	3	24	83	45	159	3
ML Totals		.233	692	1955	174	456	85	6	35	212	98	396	4

LEAGUE CHAMPIONSHIP SERIES

YEAR	CLUB, OPP.	AVG.	G	AB	R	H	2B	3B	HR	RBI	BB	SO	SB
1987	S.F. vs. STL	.429	3	7	0	3	0	0	0	0	1	1	0

MARINERS MANAGERIAL MARKS

Manager	Years	W-L	Pct.
Darrell Johnson	1977-80	226-362	.384
Maury Wills	1980-81	26-56	.317
Rene Lachemann	1981-83	140-180	.438
Del Crandall	1983-84	93-131	.415
Chuck Cottier	1984-86	98-119	.452
* Marty Martinez	1986	0-1	.000
Dick Williams	1986-88	159-192	.453
* Jim Snyder	1988	45-60	.429
Jim Lefebvre	1989-91	233-253	.479
Bill Plummer	1992	64-98	.395
Lou Piniella	1993-2002	840-711	.542
Bob Melvin	2003-	93-69	.574
* interim manager			

THE COACHES



MIKE ALDRETE (8)

POSITION: First base coach, former outfielder/first baseman

AGE: 43 BORN: 1-26-61 in Carmel, CA

BATTED: Left THREW: Left HEIGHT: 5-11 WEIGHT: 185

PERSONAL: Michael Peter Aldrete...resides in Monterey, CA with wife Gina and children Michael, Blake and Nicolette...graduated from Monterey H.S. where he played baseball, basketball and football...graduated from Stanford University in 1983; while at Stanford played in two College World Series and was third-team All-America his senior year...was a member of the US Collegiate All-Star Team that toured Japan in 1982...he and his brother, Rich coach at the Aldrete Baseball Academy in Monterey.

MANAGING/COACHING CAREER: Is in his first season in the Mariners organization, and his first season as a Major League coach...spent the past two seasons as a minor league manager in the Arizona Diamondbacks system: managed Lancaster in the Cal League in 2003...managed short-A Yakima in the Northwest League in 2002...was a coach with Yakima in 2001, his first season as a coach.

PLAYING CAREER: Played in 930 Major League games over 10-year big league career with San Francisco, Montreal, San Diego, Cleveland, Oakland, California and the New York Yankees...made his big league debut in 1986 with the Giants, where he was a teammate of manager Bob Melvin...played with Tacoma in 1993 before being recalled to Oakland...won a World Title with the 1996 Yankees, defeating Atlanta in the World Series in his final big league season...owns a career .241 batting average with 41 home runs and 271 RBI...played 286 games at first base; 278 games left field; 24 games in center, 135 in right field and was the DH in 31...also appeared in one game as a pitcher.

ALDRETE'S RECORD AS MANAGER

YEAR	CLUB	LG	W	L	PCT.	FINISH
2002	Yakima	NW	23	53	.303	4th
2003	Lancaster	CAL	73	67	.521	2nd, 3rd
Managerial Totals			96	120	.444	

ALDRETE'S PLAYING RECORD

YEAR	TEAM	AVG	G	AB	R	H	2B	3B	HR	RBI	BB	SO	SB-CS	SLG	OBP
1983	Great Falls	.417	38	132	30	55	11	2	4	31	31	22	7-	---	---
	Fresno	.206	20	68	5	14	4	0	1	12	11	17	2-	---	---
1984	Fresno	.339	136	457	89	155	28	3	12	72	109	77	14-	---	---
1985	Shreveport	.333	127	441	80	147	32	1	15	77	94	57	16-	---	---
	Phoenix	.125	3	8	0	1	1	0	0	1	0	3	0-	---	---
1986	Phoenix	.371	47	159	36	59	14	0	6	35	36	24	0-	---	---
	SAN FRAN.	.250	84	216	27	54	18	3	2	25	33	34	1-3	.389	.353
1987	SAN FRAN.	.325	126	357	50	116	18	2	9	51	43	50	6-0	.462	.396
1988	SAN FRAN.	.267	139	389	44	104	15	0	3	50	56	65	6-5	.329	.357
1989	MONTREAL	.221	76	136	12	30	8	1	1	12	19	30	1-3	.316	.316
	Indianapolis	.129	10	31	4	4	1	0	0	2	8	10	0-	---	---
1990	MONTREAL	.242	96	161	22	39	7	1	1	18	37	31	1-2	.317	.385
1991	CLEVELAND	.262	85	183	22	48	6	1	1	19	36	37	1-2	.322	.380
	Colorado Springs	.289	23	76	4	22	5	0	0	8	8	17	0-	---	---
	SAN DIEGO	.000	12	15	2	0	0	0	0	1	3	4	0-1	.000	.167
1992	Colorado Springs	.322	128	463	69	149	42	2	8	84	65	113	1-	---	---
1993	Tacoma	.320	37	122	20	39	11	2	7	21	26	22	2-	---	---
	OAKLAND	.267	95	255	40	68	13	1	10	33	34	45	1-1	.443	.353
1994	OAKLAND	.242	76	178	23	43	5	0	4	18	20	35	2-0	.337	.313
1995	OAKLAND	.272	60	125	18	34	8	0	4	21	19	23	0-0	.432	.367
	CALIFORNIA	.250	18	24	1	6	0	0	0	3	0	8	0-0	.250	.240
1996	CALIFORNIA	.150	31	40	5	6	1	0	3	8	5	4	0-0	.400	.239
	NEW YORK (AL)	.250	32	68	11	17	5	0	3	12	9	15	0-1	.456	.336
ML Totals		.263	930	2147	277	565	104	9	41	271	314	381	19-18	.377	.356

YEAR	TEAM	W-L	ERA	G	GS	CG	SHO	SY	IP	H	R	ER	BB	SO
1996	New York (AL)	0-0	0.00	1	0	0	0	0	1.0	1	0	0	0	0



ORLANDO GOMEZ (49)

POSITION: Bullpen coach, former catcher

AGE: 57, turns 58 June 24

BORN: 6-24-46 in Juan Diaz, PR

BATTED: Right **THREW:** Right **HEIGHT:** 6-0 **WEIGHT:** 190

PERSONAL: Orlando Gomez...resides in Juan Diaz, PR with wife Nylsa and six children: Jimmie, John, Orlando, Juan, Rieny and Melanie...graduated from Felipe Diaz H.S. in Juan Diaz, PR in 1964.

MANAGING/COACHING CAREER: Entering his second season as the Mariners bullpen coach...was a coach with AAA-Tacoma in 2002...spent 2001 as a coach with AA-San Antonio and coached in the Texas League All-Star Game...was the Tampa Bay Devil Rays bullpen coach from 1998-2000...managed single-A Everett in 1997...spent 1996 as manager at double-A Port City...led short-A Everett to a second place finish in the Northern Division of the Northwest League in 1995...spent 1993-94 as a coach at short-A Bellingham...was a ML coach with the Texas Rangers in 1991 (bullpen) and 1992 (first base)...managed in the Rangers farm system with Gastonia in 1988-90...named South Atlantic League Manager of the Year in 1989, after leading club to SAL Championship Series...spent 1986-87 as a manager in the Cleveland Indians farm system...was part of the Texas Rangers organization from 1980-85...managed at Burlington in 1983 and Tulsa in 1984-85...coached in Tulsa in 1982...served as a scout for Texas in 1980-81, signing Ruben Sierra and Jose Guzman, among others...managed in the Puerto Rican Amateur League in 1978-79...began managerial career with Oakland's Medicine Hat club in 1977.

PLAYING CAREER: Spent 13 years as a minor league catcher in the New York Yankees (1964-66) and Oakland A's (1967-76) systems...batted .220 in 667 minor league games.

GOMEZ'S RECORD AS MANAGER

YEAR	CLUB	LG	W	L	PCT.	FINISH
1977	Medicine Hat	Pion	29	41	.414	5th
1983	Burlington	Mid	71	68	.511	2nd
1984	Tulsa	Tex	62	73	.459	4th/2nd
1985	Tulsa	Tex	60	76	.441	4th/3rd
1986	Waterbury	East	66	73	.475	5th
1987	Buffalo	Amer	11	22	.333	-
	WilliamSPORT	East	46	63	.422	7th
1988	Gastonia	SAL	47	90	.343	6th/6th
1989	Gastonia	SAL	92	48	.657	1st/2nd
1990	Gastonia	SAL	82	61	.573	2nd/2nd
1995	Everett	Nwst	37	39	.487	2nd
1996	Port City	Sou	56	84	.400	4th/5th
1997	Everett	Nwst	29	47	.382	3rd
Managerial Totals			688	785	.467	

GOMEZ'S PLAYING RECORD

YEAR	CLUB	AVG.	G	AB	R	H	2B	3B	HR	RBI	BB	SO	SB
1964	Sarasota	.197	22	61	3	12	1	0	0	2	7	13	1
1965	Ft. Lauderdale	.188	9	15	1	3	0	0	0	3	2	4	0
	Johnson City	.179	33	84	6	15	2	0	1	5	9	23	1
1966	Ft. Lauderdale	.201	67	199	11	40	6	0	2	9	17	44	0
1967	Burlington	.128	28	86	5	11	4	0	1	7	8	23	0
	Leesburg	.281	65	217	25	61	8	1	3	27	23	33	0
1968	Birmingham	.176	34	58	8	12	4	0	0	3	9	20	0
	Leesburg	.191	20	47	3	9	2	0	0	0	7	12	0
1969	Burlington	.278	50	151	15	42	9	0	0	23	8	17	3
1970	Birmingham	.238	64	214	13	51	6	2	0	15	13	29	0
1971	Birmingham	.168	53	182	17	46	7	0	6	16	12	27	3
1972	Burlington	.246	62	167	14	41	5	0	4	27	19	25	1
1973	Birmingham	.170	66	194	16	33	5	0	2	19	13	34	0
1974	Tucson	.224	40	116	10	26	7	0	0	10	8	22	0
1975	Tucson	.280	15	25	4	7	0	1	0	2	2	6	2
	Birmingham	.250	1	4	0	1	0	0	0	0	0	1	0
1976	Tucson	.141	27	78	6	11	2	0	0	2	5	11	0
	Chattanooga	.083	6	12	0	1	0	0	0	0	2	2	0

RENE LACHEMANN (15)

POSITION: Bench coach, former catcher

AGE: 58, turns 59 May 4 **BORN:** 5-4-45 in Los Angeles, CA

BATTED: Right **THREW:** Right **HEIGHT:** 6-0 **WEIGHT:** 200



PERSONAL: Rene George Lachemann...resides in Scottsdale, AZ with his wife, Lauri...has two sons, Jim and Britt, and three grandchildren; Bailey, Jordan and Logan...graduated from Dorsey High School in Los Angeles, where he played baseball, basketball and football...attended the Univ. of Southern California for one year as well as several junior colleges in California...his brothers Marcel and Bill also have been Major League coaches; Marcel was Rene's pitching coach during Florida's 1993 expansion campaign...when Marcel left the Marlins in May 1994 to manage the Anaheim club, it marked just the second time in big league history that two brothers were managing at the same time (1879 - Boston's Harry Wright and Providence's George Wright)...Rene began his baseball career as a batboy for the Los Angeles Dodgers from 1959-1962.

MANAGING/COACHING CAREER: Rene is in his second season as a M.L. coach with Seattle, but his eighth year in the Mariners organization: Lach originally joined the Mariners' organization in 1978 as the manager at AAA-San Jose...continued to hold the position of Seattle's Triple-A manager until May 6, 1981, when he was promoted to the big league managerial job (taking over from Maury Wills)...was the Mariners' manager until June 25, 1983, posting a 140-180 record...has spent the last 39 seasons in professional baseball as a player, coach or manager...has been a coach in postseason play five times (1986 with Boston; 1988-1990 and 1992 with Oakland) - including four World Series appearances...also was a member of the American League's coaching staff for the 1987 and 1990 All-Star Games...spent the 2000-2002 seasons on the Cubs' coaching staff, serving as the bench coach for Don Baylor...the two were the original managers of the expansion Florida and Colorado teams in 1993...was St. Louis' third base coach from 1997-1999...prior to his coaching stint with the Cardinals, he had a 222-285 record as the first manager of the Florida Marlins...was that club's skipper from 1993 until the 1996 All-Star break...has an overall Major League managerial mark of 428-559...in eight-plus seasons as a minor league manager, his teams went 509-588...was a member of Tony La Russa's coaching staff in Oakland from 1987-1992, spending two seasons as a first base coach and four years at third base...was Boston's third base coach in 1985-1986...spent the 1984 season managing the Milwaukee Brewers...began his managerial career in 1973, spending five seasons in Oakland's minor league system; along the way, he earned Southern League Manager of the Year honors in 1976 after leading AA-Chattanooga to a berth in the playoffs...also has managerial experience during winter ball, as he managed in Puerto Rico, Venezuela and Mexico during the 1976-1981 off-seasons...earned Manager of the Year honors at Mayaguez in 1978 after leading the Puerto Rican team to the Caribbean World Series championship.

PLAYING CAREER: After spending one year at USC, was signed by the Athletics... during his first year of pro ball in 1964, he led the Midwest League in homers (24) at class-A Burlington, IA...spent the entire 1965 season in Majors with the Athletics, batting .227 in 92 games...first ML hit was a pinch homer off the White Sox's Gary Peters on May 13, 1965 ...also appeared briefly in the Majors with the Athletics both in 1966 and 1968...in 118 big league contests, hit .210 with 9 homers and 33 RBI.

LACHEMANN'S RECORD AS MANAGER

YEAR	CLUB	LG	W	L	PCT.	FINISH
1973	Burlington	Midwest	54	55	.495	5th, 3rd
1974	Burlington	Midwest	61	59	.508	2nd, 2nd
1975	Modesto	Cal	68	72	.468	6th, 5th
1976	Chattanooga	Southern	70	68	.507	1st, 2nd
1977	San Jose	PCL	64	80	.444	4th
1978	San Jose	PCL	53	87	.379	5th
1979	Spokane	PCL	68	79	.463	2nd, 5th
1980	Spokane	PCL	60	79	.432	5th, 2nd
1981	Spokane	PCL	11	9	.550	- - -
	SEATTLE	AL	38	47	.447	6th, 5th
1982	SEATTLE	AL	76	86	.469	4th
1983	SEATTLE	AL	26	47	.356	- - -
1984	MILWAUKEE	AL	67	94	.416	7th
1993	FLORIDA	NL	64	98	.395	6th
1994	FLORIDA	NL	51	64	.443	5th
1995	FLORIDA	NL	67	76	.469	4th
1996	FLORIDA	NL	39	47	.460	- - -
Minor League Totals			509	588	.464	
Major League Totals			428	559	.434	

LACHEMANN'S PLAYING RECORD

YEAR	CLUB	AVG.	G	AB	R	H	2B	3B	HR	RBI	BB	SO	SB
1964	Burlington	.281	99	335	52	94	14	1	*24	82	33	74	0
	Birmingham	.667	3	6	1	4	1	0	0	1	0	0	0
1965	KANSAS CITY	.227	92	216	20	49	7	1	9	29	12	57	0
1966	Mobile	.256	119	434	48	111	17	1	15	65	32	104	0
	KANSAS CITY	.200	7	5	0	1	1	0	0	0	0	1	0
1967	Vancouver	.222	123	410	26	91	16	0	6	53	31	100	0
1968	OAKLAND	.150	19	60	3	9	1	0	0	4	1	11	0
	Vancouver	.249	63	193	14	48	7	0	4	14	18	48	0
1969	Iowa	.255	107	415	47	106	18	1	20	66	35	91	1
1970	Iowa	.257	61	171	25	44	10	0	5	20	22	36	0
1971	Iowa	.242	92	314	42	76	16	1	17	48	23	76	1
1972	Iowa	.216	95	236	25	51	6	0	11	37	44	61	1
ML Totals		.210	118	281	23	59	9	1	9	33	13	69	0



PAUL MOLITOR (4)

POSITION: Batting coach, former infielder

AGE: 47, turns 48 August 22 BORN: 8-22-56 in St. Paul, MN

BATTED: Right THREW: Right HEIGHT: 6-0 WEIGHT: 185

PERSONAL: Paul Leo Molitor...resides in Edina, MN...has one daughter, Blaire...graduated from Cretin H.S. in St. Paul, MN in 1974 where he played soccer

and was All-State in baseball and basketball...attended Univ. of Minnesota and was all-conference his final two seasons.

MANAGING/COACHING CAREER: Is in his first season as the Mariners batting coach, and his third season as a big league coach...was the Minnesota Twins bench coach in 2000 and 2001...spent the 2003 season as the Minnesota Twins Minor League Baserunning/Infield Coordinator.

PLAYING CAREER: Was a first-ballot Hall of Famer (2004 Induction) after playing 21 seasons in the Majors with

Career Games by Position

1B	197
2B	400
SS	57
3B	791
LF	4
CF	43
RF	4
DH	1174

HALL OF FAME WEEKEND 2004: July 24-25-26

Induction Ceremony:Sunday, July 25, 1:30 p.m. EDT, Clark Sports Center

BBWAA Class of 2004:Paul Molitor and Dennis Eckersley

58th ANNUAL HALL OF FAME GAME:June 14

Atlanta Braves vs. Minnesota Twins
Monday, June 14 at 2 p.m. EDT, Doubleday Field

PUT ME IN COACH

On July 25, Seattle batting coach Paul Molitor will join Dennis Eckersley as the 2004 class of the Baseball Hall of Fame. Molitor becomes the 11th future Hall of Famer in uniform as a coach the year they were elected. There have been three future Hall of Famers (two players and one manager) who were in uniform as managers when they were elected. The coaches: Molitor ('04 Mariners), Eddie Murray ('03 Indians); Red Schoendienst ('89 Cards); Willie Stargell ('88 Braves); Bob Gibson ('81 Mets); Willie Mays ('79 Mets); Bob Lemon ('76 Yankees); Warren Spahn ('73 Indians); Luke Appling ('64 A's); Bill Dickey ('54 Yankees); and Honus Wagner ('36 Pirates) The managers: Frank Robinson ('82 Giants); Yogi Berra ('72 Mets) and Connie Mack ('37 A's).

MOLITOR (continued)

Milwaukee, Toronto and Minnesota...is one of only five players in ML history (Ty Cobb, Honus Wagner, Eddie Collins and Lou Brock) to amass at least 3,000 hits and 500 stolen bases in his career...played every position on the Diamond, except pitcher and catcher in his career...in baseball history, he ranks eighth in hits (3,319), 10th in doubles (605), 12th in at-bats (10,835), 16th in runs (1,782), 26th in games (2,683), tied for 33rd in stolen bases (504) and is 82nd in RBI (1,307)...member of the 1993 World Champion Toronto Blue Jays, earning World Series MVP honors...is a seven-time American League All Star...Milwaukee Brewers first round selection (third overall) in 1977 June draft...was AL Rookie of the Year in 1978...collected his 3,000 hit with a triple off Jose Rosado in the 5th inning, Sept. 16, 1996 in Kansas City; was the 21st player in ML history to collect 3,000 hits, the first player to do it with a triple.

MOLITOR'S PLAYING RECORD

Year	Team	AVG	G	AB	R	H	2B	3B	HR	RBI	SH	SF	HB	BB	SO	SB	CS	E	OBP
1977	Burlington	.346	64	228	52	79	12	0	8	50	4	4	3	47	25	14	2	28	.457
1978	Milwaukee	.273	125	521	73	142	26	4	6	45	7	5	4	19	54	30	12	22	.301
1979	Milwaukee	.322	140	584	88	188	27	16	9	62	6	5	2	48	48	33	13	16	.372
1980	Milwaukee	.304	111	450	81	137	29	2	9	37	6	5	3	48	48	34	7	20	.372
1981	Milwaukee	.267	64	251	45	67	11	0	2	19	5	0	3	25	29	10	6	3	.341
1982	Milwaukee	.302	160	666	136	201	26	8	19	71	10	5	1	69	93	41	9	32	.366
1983	Milwaukee	.270	152	608	95	164	28	6	15	47	7	6	2	59	74	41	8	16	.333
1984	Milwaukee	.217	13	46	3	10	1	0	0	6	0	1	0	2	8	1	0	2	.245
1985	Milwaukee	.297	140	576	93	171	28	3	10	48	7	4	1	54	80	21	7	19	.356
1986	Milwaukee	.281	105	437	62	123	24	6	9	55	2	3	0	40	81	20	5	15	.340
1987	Milwaukee	.353	118	465	114	164	41	5	16	75	5	1	2	69	67	45	10	5	.438
1988	Milwaukee	.312	154	609	115	190	34	6	13	60	5	3	2	71	54	41	10	17	.384
1989	Milwaukee	.315	155	615	84	194	35	4	11	56	4	9	4	64	67	27	11	18	.379
1990	Milwaukee	.285	103	418	64	119	27	6	12	45	0	2	1	37	51	18	3	10	.343
	Beloit	.500	1	4	1	2	0	0	1	1	0	0	0	0	0	0	0	0	.500
1991	Milwaukee	.325	158	665	133	216	32	13	17	75	0	1	6	77	62	19	8	6	.399
1992	Milwaukee	.320	158	609	89	195	36	7	12	89	4	11	3	73	66	31	6	2	.389
1993	Toronto	.332	160	636	121	211	37	5	22	111	1	8	3	77	71	22	4	3	.402
1994	Toronto	.341	115	454	86	155	30	4	14	75	0	5	1	55	48	20	0	0	.410
1995	Toronto	.270	130	525	63	142	31	2	15	60	3	4	5	61	57	12	0	0	.350
1996	Minnesota	.341	161	660	99	225	41	8	9	113	0	9	3	56	72	18	6	1	.390
1997	Minnesota	.305	135	538	63	164	32	4	10	89	2	12	0	45	73	11	4	1	.351
1998	Minnesota	.281	126	502	75	141	29	5	4	89	1	10	1	45	41	9	2	0	.335
	Salt Lake	.500	2	10	0	5	1	0	0	0	0	0	0	0	0	0	0	0	.500
ML Totals		.306	2683	10835	1782	3319	605	114	234	1307	75	109	47	1094	1244	504	131	208	.369

DIVISION SERIES RECORD

Year	Opponent	AVG	G	AB	R	H	2B	3B	HR	RBI	SH	SF	HB	BB	SO	SB	CS	E	OBP
1981	New York	.250	5	20	2	5	0	0	1	1	1	0	0	2	5	0	0	0	.259

LEAGUE CHAMPIONSHIP SERIES RECORD


Year	Opponent	AVG	G	AB	R	H	2B	3B	HR	RBI	SH	SF	HB	BB	SO	SB	CS	E	OBP
1982	California	.316	5	19	4	6	1	0	2	5	0	0	0	2	3	1	0	2	.381
1993	Chicago	.391	6	23	7	9	2	1	1	5	0	0	1	3	3	0	0	0	.481
LCS Totals		.357	11	42	11	15	3	1	3	10	0	0	1	5	6	1	0	2	.438

WORLD SERIES RECORD

Year	Opponent	AVG	G	AB	R	H	2B	3B	HR	RBI	SH	SF	HB	BB	SO	SB	CS	E	OBP
1982	St. Louis	.355	7	31	5	11	0	0	0	3	0	0	0	2	4	1	0	0	.394
1993	Philadelphia	.500	6	24	10	12	2	2	2	8	0	0	0	3	0	1	0	0	.555
WS Totals		.418	13	55	15	23	2	2	2	11	0	0	0	5	4	2	0	0	.467

ALL-STAR GAME RECORD

Year	Host	AVG	G	AB	R	H	2B	3B	HR	RBI	SH	SF	HB	BB	SO	SB	CS	E	OBP
1980	Los Angeles																		
1985	Minnesota	.000	1	1	0	0	0	0	0	0	0	0	0	0	1	0	0	0	.000
1988	Cincinnati	.000	1	3	0	0	0	0	0	0	0	0	0	0	1	0	0	0	.000
1991	Toronto	1	0	0	0	0	0	0	0	0	0	0	0	0	0	0	0	.000
1992	San Diego	.500	1	2	0	1	0	0	0	0	0	0	0	1	0	0	0	1	.500
1993	Baltimore	.000	1	1	0	0	0	0	0	0	0	0	0	1	0	0	0	0	.500
1994	Pittsburgh	.000	1	1	0	0	0	0	0	0	0	0	0	0	0	0	0	0	.000
ASG Totals		.125	6	8	0	1	0	0	0	0	0	0	0	1	3	0	0	1	.222



DAVE MYERS (31)

POSITION: Third base coach, former infielder

AGE: 44, turns 45 on Aug. 8

BORN: 8-8-59 in York, PA

BATTED: Right

THREW: Right

HEIGHT: 6-4

WEIGHT: 190

PERSONAL: David Myers...resides in Gig Harbor, WA with his wife, Christine, son D.J. and daughter Chelsea...graduated from William Penn (PA) H.S. in 1977...graduated from Temple University in 1981 with a degree in physical education...won all-conference honors twice

and all-East once.

MANAGING/COACHING CAREER: Is in his fourth year as Major League coach in 2004...in addition to coaching third base works with ML infielders...Mariners led Majors in fielding percentage in 2003, setting a new ML mark...is in his 16th season as a coach or manager in the Mariners organization...compiled an overall mark of 732-645 (.532) in 12 seasons as a minor league manager, including four division titles and a league championship...spent 1996-2000 as manager of Seattle's triple-A Tacoma affiliate, compiling a 367-344 mark...managed double-A Port City in 1995, following two seasons at class-A Riverside in the Cal League where he won two division titles...managed short-A Bellingham in the Northwest League in 1991-92, and won a league title in 1992...began his managing career with Tempe in the Arizona League in 1989-90; named the Arizona League Co-Manager of the Year in 1989...began his coaching career as a player/coach for the Mariners double-A Vermont affiliate in 1988.

PLAYING CAREER: Signed as the Mariners 13th round selection in the 1981 June draft...spent eight years in Seattle's farm system (1981-88)...led Southern League with a .328 batting average in 1987 and was invited to the Mariners' ML spring training camp in 1988.

MYERS' RECORD AS MANAGER

YEAR	CLUB	LG	W	L	PCT.	FINISH
1989	Tempe	AZ	28	28	.500	3rd in League
1990	Tempe	AZ	32	21	.604	2nd in League
1991	Bellingham	NWST	37	39	.487	T2nd in Div.
1992	Bellingham	NWST	43	33	.566	1st in League
1993	Riverside	Cal	76	61	.555	2nd/1st in Div.
1994	Riverside	Cal	87	49	.640	1st/1st in Div.
1995	Port City	Sou	62	80	.437	4th/4th in Div.
1996	Tacoma	PCL	69	73	.486	2nd/5th in Div.
1997	Tacoma	PCL	76	67	.531	3rd/2nd in Div.
1998	Tacoma	PCL	77	67	.535	2nd in Div.
1999	Tacoma	PCL	69	70	.496	2nd in Div.
2000	Tacoma	PCL	76	67	.531	2nd in Div.
Managerial Totals			732	645	.532	

MYERS' PLAYING RECORD

YEAR	CLUB	AVG.	G	AB	R	H	2B	3B	HR	RBI	BB	SO	SB
1981	Bellingham	.230	64	204	24	47	11	1	1	23	28	34	4
1982	Bakersfield	.147	40	109	22	16	4	0	1	13	26	23	2
	Bellingham	.281	59	221	42	62	10	1	0	34	34	21	14
1983	Wausau	.301	123	448	66	135	16	2	9	61	38	51	26
1984	Wausau	.258	137	519	58	134	12	5	0	56	36	36	21
1985	Chattanooga	.241	82	261	26	63	3	2	0	17	24	22	1
1986	Chattanooga	.289	119	419	60	121	24	3	6	66	34	38	4
1987	Chattanooga	.328	130	488	72	160	33	2	9	69	30	33	1
1988	Vermont	.181	41	138	10	25	2	0	0	9	8	16	2

MOST CAREER HOME RUNS AT SAFECO FIELD

Edgar Martinez49
 Bret Boone48
 John Olerud.....40
 Mike Cameron30
 Alex Rodriguez26
 Jay Buhner20

Ichiro Suzuki17
 Ken Griffey14
 David Bell13
 Carlos Guillen13
 Dan Wilson.....11



BRYAN PRICE (27)

POSITION: Pitching coach, former pitcher

AGE: 41, turns 42 June 22 **BORN:** 6-22-62 in San Francisco, CA

BATTED: Left **THREW:** Left **HEIGHT:** 6-2 **WEIGHT:** 200

PERSONAL: Bryan Price...resides in Scottsdale, AZ with wife Judy and daughter Amber...graduated from Tamalpais H.S. in Mill Valley, CA in 1980, where he was an all-state pitcher as a senior...attended UC-Berkeley and was a four-year letterwinner in baseball.

MANAGING/COACHING CAREER: Is in his 15th season in the Mariners organization, his fifth as the Major League pitching coach...led Mariners staff to AL ERA title in 2001 with a 3.54 mark, a .95 runs per game improvement over 2000...in 2000, Mariners finished second in the AL in ERA (4.49), a .75 rpg improvement over '99...was named pitching coach of the year by Baseball Weekly...worked as the Mariners minor league pitching coordinator 1998-99, where he was responsible for overseeing pitching instruction at all levels of Seattle's minor league system...spent 1989-97 as a pitching coach in the Mariners' organization...worked 1996-1997 as the pitching coach for the Mariners double-A affiliate...spent three seasons (in two stints) as the pitching coach for the Mariners entry in the Northwest League, including 1994-95...spent 1993 as pitching coach at class-A Riverside...in 1992, was pitching coach with Northwest League champion Bellingham...spent 1991 as pitching coach at class-A Peninsula...began coaching career with Mariners Arizona League club in Tempe in 1989-90.

PLAYING CAREER: Originally selected by the California Angels in the 1984 June draft...pitched three seasons in the Angels organization before undergoing shoulder surgery prior to the 1987 season...signed by Seattle as a free agent on Nov. 10, 1987...split 1988 with double-A Vermont and triple-A Calgary...concluded playing career in 1989.

PRICE'S PLAYING RECORD

YEAR	CLUB	W-L	ERA	G	GS	CG	SHO	SV	IP	H	R	ER	BB	SO
1984	Salem	0-2	3.71	4	4	0	0	0	26.2	32	14	11	14	29
	Redwood	2-2	2.28	7	7	1	1	0	51.1	40	18	13	29	43
1985	Midland	2-4	6.05	12	12	1	0	0	58.0	73	44	39	38	37
	Redwood	8-1	2.20	12	12	4	1	0	86.0	67	26	21	53	109
1986	Palm Springs	5-2	2.71	10	10	1	1	0	63.0	51	23	19	19	55
	Midland	4-1	4.62	6	6	1	0	0	37.0	43	19	19	17	21
1987				Injured - Did Not Pitch										
1988	Vermont	5-4	3.44	18	14	2	1	0	81.0	66	40	31	37	66
	Calgary	2-1	6.03	6	5	0	0	0	31.1	40	22	21	19	21
1989	Williamsport	3-1	4.97	10	2	0	0	1	29.0	32	18	16	15	24
	Calgary	0-1	5.54	5	3	0	0	0	13.0	17	8	8	9	10

SAVE RULE

Credit a pitcher with a save when he meets all three of the following conditions:

- (1) He is the finishing pitcher in a game won by his club; and
- (2) He is not the winning pitcher; and
- (3) He qualifies under one of the following conditions:
 - (a) He enters the game with a lead of no more than three runs and pitches for at least one inning; OR
 - (b) He enters the game, regardless of the count, with the potential tying run either on base, or at bat or on deck (that is, the potential tying run is either on base or is one of the first two batsmen he faces); OR
 - (c) He pitches effectively for at least three innings.

BEHIND THE SCENES

RICK GRIFFIN

Head Trainer



Rick Griffin is in his 22nd season as only the second trainer in Mariners history. On Sept. 25, 2001 Rick worked his 3,000th game with the Mariners; he's missed only three in his 20 years with the club. Prior to joining the team on February 3, 1983, he worked as a full-time trainer at the Sports Medicine Clinic in Seattle. A native of Brigham City, Utah, Rick earned a B.S. from Utah State in health education and followed with a M.S. from the University of Oregon. His baseball background includes four years (1977-81) as a trainer with the then Cincinnati Reds affiliate Eugene Emeralds of the Northwest League. Also in Eugene, he served as an instructor and athletic trainer at Winston Churchill High School. In 1982 toured Australia speaking on sports medicine topics. In November of 1994, 1995 & 2000, Rick went to Japan and lectured to the Japanese Baseball Athletic Trainers Society. Rick served as the American League trainer for the All-Star Game in 1987, 1995 & 2001. In December of 1989, he was elected as the AL representative of the Professional Baseball Athletic Trainers Society, a position he held for six years. In October 1996, Rick toured Japan with a group of All-Stars that played Japanese All-Stars in a series of exhibition games. Following the 1999 season, Rick and assistant trainer Tom Newberg were named Major League Baseball's Athletic Training Staff of the Year by the Professional Baseball Athletic Trainers Society. He is a member of the American College of Sports Medicine, National Athletic Trainers Society and the National Strength and Conditioning Association. He enjoys hunting, fishing, golf and providing medical coverage at professional rodeos in the off-season.

TOM NEWBERG

Assistant Trainer



Tom Newberg, 42, enters his 15th season as an assistant trainer at the Major League level after spending three years in the Mariners system. Tom joined the organization in 1987 as trainer of the Salinas Spurs and advanced to double-A Vermont in 1988. In 1989, he served as the trainer for the Calgary Cannons of the Pacific Coast League. After receiving his undergraduate degree from the University of Oregon in 1984, Newberg worked with Fleming II Sports Physical Therapy Clinic in Santa Cruz, CA. He later returned to Eugene and received his masters degree in health education while serving as a graduate assistant trainer with Oregon's Department of Intercollegiate Athletics. Tom has also been involved with research studies at the Donald B. Slocum Sports Medicine Laboratory in Eugene, OR. During the 1997 off-season, he traveled to Tokyo as a P.B.A.T.S. representative to lecture on athletic health care for the Japanese Baseball Athletic Training Society. Following the 1999 season, Tom and Rick Griffin were named the MLB Athletic Training Staff of the Year by the Professional Baseball Athletic Trainers Society. Also, Tom was honored to serve as the A.L. certified athletics trainer for the 2001 All-Star Game in Seattle. The native of Nehalem, OR is a member of the Northwest and National Athletic Trainers Associations. An avid duck hunter, Tom resides in Seattle with his wife, Colleen, and three children: daughter Jessa (7-17-92) and sons Tucker (7-10-95) & Alexander (5-22-01).

TED WALSH

Equipment Manager



For Ted Walsh, 2004 will be his second season with the Mariners, but his eighth as a big league Equipment Manager. Walsh spent six years (1997-2002) as the Cleveland Indians equipment manager, including the 1997 All-Star Game in Jacobs Field. Ted spent the previous 16 years (1981-96) as the assistant equipment manager for the San Francisco 49ers. While with the 49ers, he designed and marketed the "Quick Cleet" tool to quickly substitute cleats on players. Ted, who graduated from Diablo Valley College in 1985, worked the springs of 1982-86 with the Milwaukee Brewers. He is single and resides in



ALLEN WIRTALA

Strength and Conditioning Coach

Allen Wirtala, 34, begins his 12th season with the Mariners organization, his 10th as the strength and conditioning coach. He is a graduate of Montana State Univ. with a B.S. in Sports Medicine. Allen served as a student trainer from 1989-92 and worked at the Montana Deaconess Medical Center in 1992. He spent the 1993 and 1994 seasons as a trainer with Seattle's Midwest League affiliate in Wisconsin. The native of Geysler, Montana, is a Certified Athletic Trainer as well as a Certified Strength and Conditioning Specialist. Allen also serves as the team's bullpen catcher. Allen resides in

Seattle with his wife, Lyndie.



CARL HAMILTON

Video Coordinator

Carl Hamilton is in his 25th season with a Major League club, his 15th with the Mariners organization, all as the teams' Major League video coordinator. Carl's responsibilities include recording every Mariners game and other ML games for scouting and training purposes; videotaping Major League players and pitchers during spring training and the regular season; taping minor league players at spring training; and preparing training, highlight and motivational tapes for the Mariners organization. Prior to joining the Mariners in 1990, Carl spent 10 years with the Texas Rangers as ML video coordinator. Before his career in baseball, Carl worked as a police officer, in private security and served with the Marine Corps. Carl resides in Kent, WA, with his wife Betty Lou. They have four adult children (Kathleen, Mark, Mike and Kimberly) and seven grandchildren. His son Mike is the ML video coordinator for the Colorado Rockies baseball team.



BOB CHRISTOFFERSON

Head Groundskeeper

Bob Christofferson was hired July 1, 2000 as the Mariners head groundskeeper. Christofferson spent the previous 20 years as the stadium manager and head groundskeeper of Cheney Stadium for the triple-A Tacoma franchise of the Pacific Coast League. His father, Bob, joined the original Cheney Stadium grounds crew in 1960. Christofferson was a three-time winner of the PCL Groundskeeper of the Year Award, including the first-ever award in 1992 and back-to-back honors in 1998 & 1999, despite having to battle the Northwest's fickle weather. His tenure included overseeing the Goodwill Games competition when Cheney Stadium was host to 24 games in six days, the world fastpitch softball championship in 1980 and numerous state high school playoffs. Bob graduated from Stadium HS in Tacoma and Central Washington University, where he played baseball. He was a social studies teacher and varsity baseball coach at Foss HS from 1976-80. Christofferson and his wife, Cyndy, reside in Puyallup with their two children: Tyler (20) and Lauren (18).

PRE-GAME WORKOUT SCHEDULE

	12:15	1:05	1:35	2:05	7:05
Mariners hit	9:40	10:30	11:00	11:30	4:30
Visitors hit	10:40	11:30	12:00	12:30	5:30
Mariners infield	11:20	12:10	12:40	1:10	6:10
Visitors infield	11:30	12:20	12:50	1:20	6:20
Field preparation	11:40	12:30	1:00	1:30	6:30

HOW THE 2004 MARINERS WERE BUILT

Trades (9)

Ben Davis	From San Diego along with infielder Alex Arias and pitcher Wascar Serrano in exchange for catcher Tom Lampkin, pitcher Brett Tomko and infielder Ramon Vazquez, December 11, 2001.
Freddy Garcia	From Houston along with infielder Carlos Guillen and pitcher John Halama in exchange for pitcher Randy Johnson, July 31, 1998.
Dave Hansen	From San Diego along with pitcher Kevin Jarvis, catcher Wiki Gonzalez and infielder Vince Faison in exchange for infielder Jeff Cirillo, pitcher Brian Sweeney and cash, January 6, 2004.
Kevin Jarvis	From San Diego along with infielder Dave Hansen, catcher Wiki Gonzalez and infielder Vince Faison in exchange for infielder Jeff Cirillo, pitcher Brian Sweeney and cash, January 6, 2004.
Quinton McCracken	From Arizona in exchange for infielder Greg Colbrunn and cash, December 15, 2003.
Jamie Moyer	From Boston in exchange for outfielder Darren Bragg, July 30, 1996.
Ramon Santiago	From Detroit along with infielder Juan Gonzalez in exchange for infielder Carlos Guillen, January 8, 2004.
Dan Wilson	From Cincinnati along with pitcher Bobby Ayala in exchange for pitcher Erik Hanson and infielder Bret Boone, November 2, 1993.
Randy Winn	From Tampa Bay in exchange for Antonio Perez.

Free Agency (8)

Rich Aurilia	Signed as a Free Agent, January 8, 2004.
Bret Boone	Signed as a Free Agent, December 20, 2000
Eddie Guardado	Signed as a Free Agent, Dec. 16, 2003.
Shigetoshi Hasegawa	Signed as a Free Agent, January 11, 2002.
Raul Ibanez	Signed as a Free Agent, November 19, 2003
John Olerud	Signed as a Free Agent, December 7, 1999.
Scott Spiezio	Signed as a Free Agent, December 17, 2003.
Ichiro Suzuki	Signed as a Free Agent, November 18, 2000.

Free Agent Draft (14)

	Draft	Phase	Round
Willie Bloomquist	6/99	Reg.	3rd
Ryan Christianson	6/99	Reg.	1st
Greg Dobbs	6/00	Reg.	10th
Ryan Franklin	6/95	Reg.	23rd
Jeff Heaverlo	6/99	Reg.	1st (supp. Pick)
Rett Johnson	6/00	Reg.	8th
Justin Leone	6/99	Reg.	13th
Aaron Loper	6/97	Reg.	30th
Gil Meche	6/96	Reg.	22nd
Clint Nageotte	6/99	Reg.	5th
Joel Pineiro	6/97	Reg.	12th
J.J. Putz	6/99	Reg.	6th
Jamal Strong	6/00	Reg.	6th
Matt Thornton	6/98	Reg.	1st

Rule V Draft (2)

	Draft	Phase
Aaron Taylor	12/99	Minor League
Luis Ugueto	12/01	Major League

Non-Drafted Free Agent (6)

Cha Seung Baek	Signed as a free agent, September 25, 1998.
Edgar Martinez	Signed as a free agent, December 19, 1982.
Julio Mateo	Signed as a free agent, May 15, 1996
Chris Snelling	Signed as a free agent, March 2, 1999
Rafael Soriano	Signed as a free agent, August 30, 1996.

Minor League Free Agent (1)

Bobby Madritsch	Signed as a free agent, September 23, 2002.
-----------------	---

THE PLAYERS



RICH AURILIA (35)

POSITION: Infielder

AGE: 32, turns 33 Sept. 2

BORN: 9-2-71 in Brooklyn, NY

BATS: Right THROWS: Right HEIGHT: 6-1 WEIGHT: 189

ML SERVICE: 8 years, 27 days

CONTRACT STATUS: Signed thru 2004

ACQUIRED: Signed as a free agent on January 8, 2004.

2003:

- Opened season with 9-game hit streak, during which he hit .324 (12x37) with 3 HRs and 6 RBI.
- Hit two home runs in home opener April 7 vs. San Diego for 5th career 2-homer game.
- Was held out of lineup April 30-May 2 with irritated left eye due to contact lens/dry eye problem.
- Hit game-winning, pinch-hit grand slam in 9th June 12 at White Sox (off Damaso Marte).
- Sideline June 27-July 1 with abdominal strain in left side.
- Earned NL Player of Week honors to open 2nd half (July 17-20) after going 8x14 (.571) with 2 2Bs, 3B and 7 RBI.
- Hit safely in 33 of 48 games in second half, going 59x189 (.312).
- Underwent emergency appendectomy at Bay Area hospital Aug. 4 and was placed on DL through Aug. 18.
- Hit second grand slam of the season, 3rd career Sept. 3 vs. Colorado (off Jason Jennings).
- Collected 1,000th career hit Sept. 27 vs. Los Angeles (#2), a single off Masao Kida.
- Was errorless in 105 of last 111 games he played at shortstop (after April 22).
- Hit .545 (6x11) with bases loaded, with 2B, 3B, 2 HR and 18 RBI.

PERSONAL: Richard Santo Aurilia...resides in Phoenix, AZ with his wife Raquel and two sons: Chaz and Gavin...graduated from Xaverian (Brooklyn, NY) High School in 1989...was inducted into school's Hall of Fame in 1999...attended St. John's University, earning All-Big East honors in 1992...majored in finance...had his little league number retired (#22) by Our Lady of Grace League of Brooklyn in 2000...hobbies include golf and movies...his wife has finished 1999 New York and 2002 Honolulu marathons to raise almost \$30,000 total for Make-A-Wish Foundation...was recipient of Giants 2002 John Hancock Roberto Clemente Award for his work in community... served as spokesperson for Greater Bay Area Make-A-Wish Foundation in 2002...donated \$100 for each RBI to organization as well as providing tickets and granting wishes to critically ill children and their families...served as spokesperson for CHW's "Kids Are Giants Too" campaign in 2002, teaching children about importance of staying tobacco free...lent his image to 2002 Until There's A Cure Day campaign...was also FOX Sports Net's 2002 Stay In School Challenge spokesperson...taped public service announcements for Earth Day, asking fans to get involved in one-day clean-up...has also starred in public service announcement for Pets In Need, animal shelter that is beneficiary of B.A.R.K. (Baseball Acquatic Retrieval Club).

CAREER: Became 1st NL shortstop to lead NL in both home runs and RBI for 3-consecutive years (1999-2001) since CIN's Dave Concepcion accomplished feat from 1978-81.

1992: Opened pro career with Butte of Pioneer League, batting at a .337 clip.

1993: Was starting shortstop on Florida State champion Charlotte club...set team record with a .309 batting average and was named to FSL All-Star team...also swiped career-best 15 bases...was named Howe SportsData FSL Player of Week from July 26 - Aug. 1.

AURILIA'S CAREER HIGHS

MOST HITS:

4 — 17 times; last done 9/13/02 at SD (with SF)

MOST HOME RUNS:

2 — four times; last done 9/4/01 at ARI (with SF)

MOST RBIs:

5 — three times; last done 8/5/01 vs. PHI (with SF)

MOST STOLEN BASES:

1 — 16 times; last done 5/24/03 at COL (with SF)

LONGEST HITTING STREAK:

13 — three times; last done 6/26-7/12/01 (with SF)

CAREER GRAND SLAMS:

3 — last done 9/3/03 vs. COL (with SF)

AURILIA (continued)

- 1994:** Completed 1st year at double-A level, spending campaign with Tulsa...appeared in 128 games at shortstop, where he posted .962 fielding mark...completed his 2nd winter in Arizona Fall League, hitting .250 with 13 RBI for Tucson Javelinas.
- 1995:** Saw action at 3 different levels...started year at double-A Shreveport before rising to Phoenix and capping season with 1st ML action...contract was purchased from Phoenix Sept. 5...made ML debut as defensive replacement at SS Sept. 6 vs. Montreal...grounded into DP in 1st ML at-bat off Mark Petkovsek Sept. 11 at St. Louis...started final 4 games of season at Colorado and went 9x15 (.600) with 2 HRs and 4 RBI...drew 1st big league start Sept. 28 at Colorado at SS and made it night of firsts, with his 1st ML hit (single in 2nd off Bryan Rekar), his 1st RBI (double in 6th) and 1st HR (off Lance Painter in 9th)...named starting SS on Texas League Mid-Season All-Star team...following season, spent 3rd winter in Arizona Fall League playing for Scottsdale Scorpions.
- 1996:** Spent almost full season with San Francisco after starting year at Phoenix...appeared in 93 games at SS, making 71 starts...also played in 11 games at 2B with 9 starts...was recalled from Phoenix April 13...had 12-game hit streak April 26-May 10, going 15x46/.326...made 1st ML appearance at 2B May 31 at Montreal as late inning replacement...made 1st start there 4 nights later June 4 at Cincinnati...season ended when he was placed on 60-day DL Sept. 24 with stress fracture of lower back.
- 1997:** Began season on Giants' Opening Day roster for first time...made 22 starts with SF, all at SS...was sent to triple-A Phoenix July 17-26...his 5 HR with San Francisco came in 27 at-bat period from May 18-July 27...collected 1st pinch hit of career June 9 vs. Florida, a double in 9th off Dennis Cook...played in Puerto Rican Winter League, finishing with .246 average (32x130) with 2 HRs and 14 RBI in 32 games for San Juan.
- 1998:** Ranked 3rd among NL shortstops in fielding percentage, posting .979 mark (476 total chances, 10 errors) in 119 games...posted 1st multi-HR contest of career May 3 in Atlanta, homering off Tom Glavine and Brian Edmondson to finish 4x5 with 3 runs, 2 HRs and 4 RBI...missed action July 4-19 due to strained groin muscle, marking 2nd stint on DL in his career.
- 1999:** Led all NL shortstops with 22 home runs and 78 RBI...finished season with 80 RBI, collecting 78 as shortstop and 2 as pinch hitter in final game, Oct. 2 at Colorado.
- 2000:** Led NL shortstops in HRs (20) and RBI (79)...20th home run came Sept. 30 in Arizona, a game-winning 2-run blast in 6th inning (off Brian Anderson) which snapped 2-2 tie...raised avg. from .247 at end of June to season-ending .271...played in his 500th career game July 5 vs. Colorado, going 2x3 with HR and 2 RBI in contest.
- 2001:** Became just 3rd shortstop in NL history to hit 30 homers in campaign, joining CHL's Ernie Banks (5 times, 47 in '58, 45 in '59, 44 in '55, 43 in '57 and 41 in '60) and CIN's Barry Larkin (32 in 1996)...36 clouts as SS marked most by NL SS since Banks in '60...became only 3rd SF Giant to register 200 hits in season with 206, joining Willie Mays (208, 1958) and Bobby Bonds (200, 1970)...led NL in hits and established career-highs in hits, doubles, home runs and RBI...led all NL shortstops in home runs and RBI...finished 4th among NL shortstops with .975 fielding pct (686 total chances, 17 errors)...posted career-high 13-game hitting streak April 2-19...had consecutive 4-hit contests (matching career-high) April 25-26 vs. Cincinnati...finished 1B short of cycle at Philadelphia May 6, going 3x5 with 3 runs, 2B, 3B, HR and 2 RBI...slugged 1st career pinch-hit HR May 27 vs. Colorado, a solo shot off Denny Neagle in 7th inning voted to start at shortstop for National League in Mid-Summer Classic.
- 2002:** Ranked 1st among NL shortstops in fielding pct. with .980 mark (11 errors, 557 total chances)...was on DL May 20-June 3 due to bone chips in right elbow...had surgery May 22, procedure performed by Dr. Gary Fanton in which 4 loose bodies were removed...was originally expected to be out 4-6 weeks, however, with extensive rehab work, was back within 15-day period...slugged 100th career homer April 26 at Cincinnati, solo shot in 6th inning off Elmer Dessens.
- POSTSEASON EXPERIENCE:** Was on Giants' postseason roster for 1997 Division Series vs. Florida, but did not make appearance...started all 4 of Giants' 2000 NLDS contests vs. New York, hitting .133 (2x15) with 2B...had 17 RBI during 2002 postseason, while hitting .265 (18x68) with 13 runs, 4 2Bs and 6 HRs in 17 games...7 RBI in NLDS vs. Atlanta, tied for 2nd most in NLDS history, just 1 shy of record 8 set by HOU's Ken Caminiti in 1999...slammed pair of home runs in Game 2 of NLCS at St. Louis (both off Woody Williams), solo shot in 1st inning and 2-run blast in 5th...became just 9th player to have

AURILIA (continued)

multi-homer game in NLCS, 1st Giant since Will Clark in Game 1 of '89 NLCS at Chicago...became just 3rd shortstop to hit 2 HRs in post season game, joining DET's Alan Trammell (1984) and BOS's Rico Petrocelli (1967)...

AWARDS: All-Star Game: 2001...Silver Slugger: 2001.

AURILIA'S PLAYING RECORD

YEAR	CLUB	AVG	G	AB	R	H	2B	3B	HR	RBI	HB	BB	SO	SB-CS	E	OBP
1990	Peninsula	.267	74	255	42	68	13	2	8	38	1	47	57	5-2	19	.383
1992	Butte	.337	59	202	37	68	11	3	3	30	0	42	18	12-9	14	.447
1993	Charlotte	.309	122	440	80	136	16	5	5	56	3	75	57	15-18	24	.408
1994	Tulsa	.234	129	458	67	107	18	6	12	57	4	53	74	10-13	24	.315
1995	Shreveport	.327	64	226	29	74	17	1	4	42	1	27	26	10-3	14	.390
	Phoenix	.279	71	258	42	72	12	0	5	34	0	35	29	2-2	9	.361
	SAN FRANCISCO	.474	9	19	4	9	3	0	2	4	0	1	2	1-0	0	.476
1996	Phoenix	.433	7	30	9	13	7	0	0	4	0	2	3	1-1	1	.469
	SAN FRANCISCO	.239	105	318	27	76	7	1	3	26	1	25	52	4-1	10	.295
1997	SAN FRANCISCO	.275	46	102	16	28	8	0	5	19	0	8	15	1-1	3	.321
	Phoenix	.294	8	34	9	10	2	0	1	5	0	5	0	2-1	0	.385
	SAN FRANCISCO	.266	122	413	54	110	27	2	9	49	2	31	62	3-3	10	.319
1999	SAN FRANCISCO	.281	152	558	68	157	23	1	22	80	5	43	71	2-3	28	.336
2000	SAN FRANCISCO	.271	141	509	67	138	24	2	20	79	0	54	90	1-2	21	.339
2001	SAN FRANCISCO	.324	156	636	114	206	37	5	37	97	0	47	83	1-3	17	.369
2002	SAN FRANCISCO	.257	133	538	76	138	35	2	15	61	4	37	90	1-2	11	.305
2003	SAN FRANCISCO	.277	129	505	65	140	26	1	13	58	1	36	82	2-2	13	.325
ML Totals		.278	993	3598	491	1002	190	14	126	473	13	282	547	16-17	113	.331

ALL-STAR GAME

YEAR	CLUB, SITE	AVG.	G	AB	R	H	2B	3B	HR	RBI	HB	BB	SO	SB-CS	E	OBP
2001	NL, Seattle	.000	1	2	0	0	0	0	0	0	0	0	0	0-0	0	.000

DIVISION SERIES

YEAR	CLUB, OPP.	AVG.	G	AB	R	H	2B	3B	HR	RBI	HB	BB	SO	SB-CS	E	OBP
2000	SF vs. NY	.133	4	15	0	2	1	0	0	0	0	0	3	0-0	1	.133
2002	SF vs. ATL	.238	5	21	4	5	1	0	2	7	0	1	5	0-0	0	.273
2003	SF vs. FLA	.133	4	15	4	2	1	0	0	1	0	3	3	0-0	2	.278
DS Totals		.176	13	51	8	9	3	0	2	8	0	4	11	0-0	3	.236

LEAGUE CHAMPIONSHIP SERIES

YEAR	CLUB, OPP.	AVG.	G	AB	R	H	2B	3B	HR	RBI	HB	BB	SO	SB-CS	E	OBP
2002	SF vs. STL	.333	5	15	4	5	1	0	2	5	1	2	2	0-0	1	.421

WORLD SERIES

YEAR	CLUB, OPP.	AVG.	G	AB	R	H	2B	3B	HR	RBI	HB	BB	SO	SB-CS	E	OBP
2002	SF vs. ANA	.250	7	32	5	8	2	0	2	5	0	1	9	0-0	0	.273

DETAILED BREAKDOWN

2003				CAREER				CAREER BY BALLPARK								
AVG	AB	H	HR	RBI	AVG	AB	H	HR	RBI	AVG	AB	H	HR	RBI		
—	—	—	—	—	Anaheim	.341	44	15	3	9	Angel Stadium	.350	20	7	2	6
—	—	—	—	—	Baltimore	.083	12	1	0	0	Camden Yards	—	—	—	—	—
—	—	—	—	—	Boston	—	—	—	—	—	Fenway Park	—	—	—	—	—
.400	5	2	1	4	Chicago	.400	5	2	1	4	U.S. Cellular Field	—	—	—	—	—
—	—	—	—	—	Cleveland	—	—	—	—	—	Jacobs Field	—	—	—	—	—
.308	13	4	0	1	Detroit	.308	13	4	0	1	Comerica Park	.400	5	2	1	4
.308	13	4	0	2	Kansas City	.308	13	4	0	2	Kauffman Stadium	.308	13	4	0	2
.167	12	2	0	1	Minnesota	.167	12	2	0	1	Metrodome	—	—	—	—	—
—	—	—	—	—	New York	.167	12	2	0	1	Yankee Stadium	.167	12	2	0	1
.250	8	2	0	0	Oakland	.242	99	24	3	6	Network Assoc. Col.	.235	51	12	1	3
—	—	—	—	—	Seattle	.239	46	11	4	7	Safeco Field	.154	13	2	2	4
—	—	—	—	—	Tampa Bay	.250	12	3	1	5	Tropicana Field	—	—	—	—	—
—	—	—	—	—	Texas	.318	44	14	3	6	Ballpark in Arlington	.320	25	8	1	2
—	—	—	—	—	Toronto	.467	15	7	1	6	SkyDome	.467	15	7	1	6

DETAILED BREAKDOWN (cont.)

2003				CAREER				CAREER BY BALLPARK								
AVG	AB	H	HR	RBI	AVG	AB	H	HR	RBI	AVG	AB	H	HR	RBI		
.177	62	11	2	7	Arizona	.276	304	84	20	53	Bank One Ballpark	.294	163	48	15	35
.333	27	9	0	1	Atlanta	.270	189	51	4	17	Turner Field	.263	95	25	2	7
.200	15	3	0	1	Chicago	.215	186	40	6	24	Wrigley Field	.229	105	24	3	14
.350	20	7	0	1	Cincinnati	.274	201	55	4	23	Great American Ballpark	.273	11	3	0	0
.342	73	25	3	17	Colorado	.294	316	93	15	62	Coors Field	.286	169	48	10	33
.250	20	5	0	2	Florida	.239	180	43	5	20	Pro Player Stadium	.198	91	18	4	12
.250	20	5	0	2	Houston	.247	162	40	3	14	Minute Maid Park	.236	55	13	1	6
.224	67	15	1	5	Los Angeles	.297	337	100	10	43	Dodger Stadium	.280	168	47	4	22
.467	15	7	1	2	Milwaukee	.338	136	46	5	18	Miller Park	.370	27	10	4	6
.455	11	5	1	1	Montreal	.235	153	36	4	13	Olympic Stadium	.246	57	14	3	6
.353	17	6	0	2	New York	.276	181	50	5	27	Shea Stadium	.267	86	23	2	13
.250	12	3	0	0	Philadelphia	.294	163	48	8	22	Veterans Stadium	.287	94	27	3	11
.250	8	2	0	0	Pittsburgh	.255	184	47	5	23	PNC Park	.289	38	11	1	3
.308	13	4	0	0	St. Louis	.280	207	58	2	18	Bush Stadium	.268	112	30	1	15
.257	74	19	4	9	San Diego	.328	372	122	14	48	Qualcomm Stadium	.324	176	57	7	22
—	—	—	—	—	San Francisco	—	—	—	—	—	SBC Stadium	.306	1056	323	37	140
.315	251	79	6	33	At Home	.287	1763	506	53	210						
.240	254	61	7	25	Away	.270	1835	496	73	263						
.256	316	81	9	31	Pre-ASB	.287	1855	532	63	236						
.312	189	59	4	27	Post-ASB	.270	1743	470	63	237						
.277	112	31	8	21	vs. LHP	.280	860	241	43	137						
.277	393	109	5	37	vs. RHP	.278	2738	761	83	336						
.254	122	31	3	46	RISP	.274	890	244	23	324						
.545	11	6	2	18	Bases Loaded	.273	99	27	3	71						
.500	4	2	1	5	as PH	.364	33	12	2	12						
.200	5	1	0	0	as DH	.200	5	1	0	0						
.242	95	23	3	9	In March/April	.285	515	147	15	53						
.287	101	29	3	10	May	.284	580	165	22	75						
.244	78	19	1	8	June	.277	582	161	19	81						
.297	91	27	2	15	July	.294	588	173	24	81						
.269	52	14	1	5	August	.247	653	161	19	83						
.318	88	28	3	11	Sept./Oct.	.287	680	195	27	100						

AURILIA'S CAREER TRANSACTIONS

- Selected by Texas in 24th round of June 1992 draft.
- Traded to San Francisco with Desi Wilson (if) in exchange for John Burkett (RHP), December 24, 1994.
- Placed on 60-day Disabled List with stress fracture lower back, Sept. 24, 1996-end of season.
- Placed on Disabled List with strained left groin, July 10-19, 1998.
- Placed on Disabled List with bone chips in right elbow, May 21-June 3, 2002.
- Placed on Disabled List following emergency appendectomy, Aug. 4-18, 2003.
- Signed by Seattle as a free agent on January 8, 2004.



CHA SEUNG BAEK (68)

POSITION: Pitcher

AGE: 23, turns 24 May 29

BORN: 5-29-80 in Pusan, Korea

BATS: Right

THROWS: Right

HEIGHT: 6-4

WEIGHT: 190

ML SERVICE: None

CONTRACT STATUS: Signed thru 2004

ACQUIRED: Signed as a non-drafted free agent Sept. 25, 1998 by Mariners scout Jim Colborn.

2003:

- Split 2003 season between Inland Empire and San Antonio.
- Started the season with Inland Empire appearing in 13 games (10 starts).
- Pitched 10 scoreless innings in two starts from April 19-24.
- Won three consecutive starts from April 19-30.
- Was on DL from May 8-June 10 with a right elbow inflammation.
- Transferred to San Antonio from Inland Empire on July 17.
- Carried a no-hitter into the eighth inning, retiring 21 of the first 22 batters faced, before

BAEK (continued)

allowing a single, on July 23.

- Allowed only 2 earned runs in his first 4 starts (25.1 IP).
- Held opponents to one or less runs in six of his nine starts.

PERSONAL: Cha Seung Bae...graduated from Pusan H.S. in Pusan, Korea in 1998...led his team to a second place finish at the 1998 Korean National High School tournament...considered top high school pitching prospect in Korea...also played third base, first base and outfield...was the leading hitter at Pusan H.S. his junior season and the number two home run hitter...was named to the Korean Junior National team in Sept. 1998, where his squad finished third behind Japan and Chinese Taipei.

CAREER:

1999: Made his professional debut with Peoria...struck out 8 batters over 5.0 innings in first pro start and win against the Rockies on July 18.

2000: Was 4-1 with a 3.86 ERA in 9 home starts with Wisconsin...placed on the disabled list June 2 with a right arm flexor strain...went 5-3 after coming off the DL June 15...listed among Baseball America's top-20 Midwest League prospects at the end of the season.

2001: Spent most season on San Bernardino's disabled list...made 2 starts before being placed on the DL from April 13-May 14 with soreness in his right elbow...pitched in 3 games, 2 starts, in May before suffering a strained right elbow in his final start of the season, May 25 vs. Midvale...was back on the DL June 6 through the end of the season.

2002: Missed entire season after undergoing right elbow surgery...participated in the Mariners Fall Instructional League.

POSTSEASON EXPERIENCE: None.

BAEK'S PLAYING RECORD

YEAR	CLUB	W-L	ERA	G	GS	CG	SH	SV	IP	H	R	ER	HR	BB	SO
1999	Peoria	3-0	3.67	8	4	0	0	0	27.0	30	13	11	11	6	25
2000	Wisconsin	8-5	3.95	24	24	0	0	0	127.2	137	71	56	56	36	99
2001	San Bernardino	1-0	3.43	5	4	0	0	0	21.0	17	10	8	8	2	16
2002									Injured - Did Not Pitch						
2003	Inland Empire	5-1	3.65	13	10	0	0	1	56.2	55	27	23	3	9	50
	San Antonio	3-3	2.57	9	9	0	0	0	56.0	49	18	16	2	17	46

BAEK'S CAREER TRANSACTIONS

—Signed by Seattle as a non-drafted free agent Sept. 25, 1998.



WILLIE BLOOMQUIST (16)

POSITION: Infielder

AGE: 26 **BORN:** 11-27-77 in Bremerton, WA

BATS: Right **THROWS:** Right **HEIGHT:** 5-11 **WEIGHT:** 185

ML SERVICE: 1 years, 29 days

CONTRACT STATUS: Signed thru 2004

ACQUIRED: Mariners' 3rd round selection in the 1999 June draft; signed by Mariners scout Rodney Davis.

2003:

- Spent entire season with Seattle, his first full season in the Majors.
- Made 48 total starts at three different positions (27 at 3B, 14 at SS, 7 in LF), while appearing at a total of six different positions (also 1B, 2B, RF).
- Hit safely in 31 of 48 starts, batting .257 in those 48 games (43x167).
- Hit .341 (31x91) as a third baseman.
- Batted .309 (30x97) in 46 games at Safeco Field.
- Started 13 straight games, 10 at third base, 3 at SS, July 11-26, batting .261 (12x46).
- Hit first ML home run, a grand slam, July 13 vs. Tampa Bay (off R. Bell), becoming second Mariner ever to hit a grand slam for his first ML home run (Orlando Mercado)...set a career high with six RBI.
- Tied career high with four hits July 30 vs. Detroit.
- Started 25 of 35 games July 11-Aug. 19 (30x102/.294).

BLOOMQUIST (continued)

- Career-high six-game hit streak August 10-16 (7x17/.412).
- Left game on Aug. 19 with a tight right quadriceps muscle.

PERSONAL: William Paul Bloomquist...resides in Peoria, AZ with his wife Lisa...graduated from South Kitsap HS in Port Orchard in 1996...was all-state and all-league MVP in baseball...was drafted out of high school in the 8th round of the 1996 draft by Seattle, but chose to accept a scholarship to Arizona State University...was a business management major at ASU...honored as Pac-10 Player of the Year in 1999 and named first-team All-American by *Baseball America*, Collegiate Baseball/ Louisville Slugger, and ABCA All-West District...was GTE/CoSIDA Academic All-American...collected five hits in 1998 College World Series game vs. Long Beach State to tie CWS single-game record...finished college career with a .394 (256x649) average over three seasons.

CAREER: Has spent entire pro career in Seattle organization, making ML debut in 2002.

1999: Made pro debut with Everett...was 4x6 with 2 doubles, HR, 4 runs, 3 RBI in pro debut vs. Yakima...was 2x5 in next game with HR and 3 RBI...broke hamate bone in left hand and was on disabled list from Aug. 6 through the end of the season...despite limited playing time, led AquaSox in steals.

2000: Split the season between Lancaster and Tacoma, hitting a combined .313 with 24 doubles and 74 RBI...began the year with Lancaster and hit in 14 of 16 games from April 9-24...was 6x7 with a double and four RBI April 30 vs. Lake Elsinore...promoted to Tacoma for seven games from May 6-12 before returning to Lancaster May 13...hit in 25 of 26 games, putting together hitting streaks of 15 (June 13-July 2) and 10 (July 4-16) games...named to the California League mid-season All-Star Team...was called up to Tacoma for the remainder of the season on July 17...had a .987 fielding percentage in 50 games at second base.

2001: Spent entire season with double-A San Antonio...finished 3rd in the Texas League in stolen bases...played 76 games at shortstop and 57 games at second base...hit .433 (13x30, 2 2B, 4 RBI, 5 SB) in eight games April 7-14...stole three bases April 10 vs. El Paso...hit safely in 12 straight games May 28-June 8 (20x56, 7 2B, 6 RBI)...had four straight multi-hit games July 6-9 (8x20/.400)...broke a 3-3 tie in the bottom of the 15th inning with a bases-loaded single July 9 vs. El Paso.

2002: Spent majority of season with Tacoma before a being a Sept. call-up...was on the DL April 22-May 2 with a lower back strain and June 6-17 with vertigo...posted a combined .321 average (62x193) in July and August...recalled on Sept. 1 and made ML debut that night as pinch-runner vs. Kansas City...came off the bench in four games before making first start Sept. 19 vs. Texas (0x2, 2 BB, R)...batted 15x29 (.517) with 10 runs, 4 doubles and 7 RBI in seven starts from Sept. 22-29...went 4x4 with two doubles and 2 RBI in second career start in 3-2 win vs. Anaheim Sept. 22...finished year Sept. 29 at Anaheim, going 2x5 with a double, run and 3 RBI...was named the Tacoma Rainiers Most Valuable Player.

POSTSEASON EXPERIENCE: None.

BLOOMQUIST'S CAREER HIGHS

MOST HITS:

4 — twice; last done 7/30/03 vs. DET

MOST HOME RUNS:

1 — 7/13/03 vs. TB

MOST RBIs:

6 — 7/13/03 vs. TB

MOST STOLEN BASES:

1 — 7 times; last done 8/3/03 vs. CWS

LONGEST HITTING STREAK:

6 — 8/10-8/16/03

CAREER GRAND SLAMS:

1 — 7/13/03 vs. TB

BLOOMQUIST'S PLAYING RECORD

YEAR	CLUB	AVG.	G	AB	R	H	2B	3B	HR	RBI	HB	BB	SO	SB-CS	E	OBP
1999	Everett	.287	42	178	35	51	10	3	2	27	1	22	25	17-5	7	.366
2000	Lancaster	.379	64	256	63	97	19	6	2	51	0	37	27	22-12	12	.456
	Tacoma	.225	51	191	17	43	5	1	1	23	0	7	28	5-0	3	.249
2001	San Antonio	.255	123	491	59	125	23	2	0	28	1	26	55	34-9	24	.294
2002	SEATTLE	.455	12	33	11	15	4	0	0	7	0	5	2	3-1	0	.526
	Tacoma	.270	104	337	47	91	14	3	6	47	3	29	44	20-10	12	.331
2003	SEATTLE	.250	89	196	30	49	7	2	1	14	1	19	39	4-1	4	.317
ML Totals		.279	101	229	41	64	11	2	1	21	1	24	41	7-2	4	.348

DETAILED BREAKDOWN

2003					CAREER					CAREER BY BALLPARK						
AVG	AB	H	HR	RBI	AVG	AB	H	HR	RBI	AVG	AB	H	HR	RBI		
.333	18	6	0	0	Anaheim	.471	34	16	0	6	Angel Stadium	.391	23	9	0	4
.000	4	0	0	0	Baltimore	.000	4	0	0	0	Camden Yards	.000	0	0	0	0
.333	9	3	0	1	Boston	.333	9	3	0	1	Fenway Park	.000	1	0	0	0
.250	12	3	0	0	Chicago	.250	12	3	0	0	U.S. Cellular Field	.167	6	1	0	0
.250	12	3	0	1	Cleveland	.250	12	3	0	1	Jacobs Field	.250	8	2	0	0
.286	21	6	0	1	Detroit	.286	21	6	0	1	Comerica Park	.000	3	0	0	0
.048	21	1	0	0	Kansas City	.045	22	1	0	0	Kauffman Stadium	.050	20	1	0	0
.250	12	3	0	1	Minnesota	.250	12	3	0	1	Metrodome	.250	12	3	0	1
.200	15	3	0	2	New York	.200	15	3	0	2	Yankee Stadium	.222	9	2	0	1
.208	24	5	0	1	Oakland	.270	37	10	0	2	Network Associates Col.	.167	12	2	0	1
—	—	—	—	—	Seattle	—	—	—	—	—	Safeco Field	.333	117	39	1	14
.500	10	5	1	7	Tampa Bay	.500	10	5	1	7	Tropicana Field	—	—	—	—	—
.222	18	4	0	0	Texas	.190	21	4	0	0	Ballpark in Arlington	.167	6	1	0	0
.400	10	4	0	0	Toronto	.400	10	4	0	0	SkyDome	.500	2	1	0	0
.000	0	0	0	0	Atlanta	.000	0	0	0	0	Turner Field	—	—	—	—	—
.000	0	0	0	0	Montreal	.000	0	0	0	0	Olympic Stadium	—	—	—	—	—
.600	5	3	0	0	New York	.600	5	3	0	0	Shea Stadium	.600	5	3	0	0
.000	2	0	0	0	Philadelphia	.000	2	0	0	0	Veterans Stadium	.000	2	0	0	0
.000	3	0	0	0	San Diego	.000	3	0	0	0	Qualcomm Stadium	.000	3	0	0	0
.309	97	30	1	11	At Home	.333	117	39	1	14						
.192	99	19	0	3	Away	.223	112	25	0	7						
.233	90	21	1	11	Pre-ASG	.233	90	21	1	11						
.264	106	28	0	3	Post-ASG	.309	139	43	0	10						
.242	91	22	0	3	vs. LHP	.286	105	30	0	8						
.257	105	27	1	11	vs. RHP	.274	124	34	1	13						
.204	54	11	1	13	RISP	.254	63	16	1	19						
.125	8	1	1	6	Bases Loaded	.125	8	1	1	6						
.167	6	1	0	1	as PH	.143	7	1	0	1						
.000	1	0	0	0	as DH	.000	1	0	0	0						
.240	25	6	0	2	In April	.240	25	6	0	2						
.095	21	2	0	1	May	.095	21	2	0	1						
.238	21	5	0	0	June	.238	21	5	0	0						
.270	74	20	1	9	July	.270	74	20	1	9						
.283	46	13	0	2	August	.283	46	13	0	2						
.333	9	3	0	0	Sept/Oct	.429	42	18	0	7						

BLOOMQUIST'S CAREER TRANSACTIONS

— Selected by Seattle in 3rd round of the 1999 June Draft; signed by scout Rodney Davis.



BRET BOONE (29)

POSITION: Infielder

AGE: 34, turns 35 April 6

BORN: 4-6-69 in El Cajon, CA

BATS: Right

THROWS: Right

HEIGHT: 5-10

WEIGHT: 190

ML SERVICE: 10 years, 145 days

CONTRACT STATUS: Signed thru 2004 with club option for 2005

ACQUIRED: Signed as a free agent on Dec. 22, 2000; re-signed on Jan. 16, 2002.

2003:

- Ranked among AL leaders with 117 RBI (4th), 35 HR (8th), 111 runs (T7th) and 333 total bases (9th).
- Second among AL second basemen with a .990 fielding percentage (7 E, 701 TC).
- Set a career-high with 16 stolen bases.
- Became just third ML second baseman since 1900 with three consecutive 100-RBI seasons, joining Bobby Doerr (1948-1950) and Charlie Gehringer (1932-1936).
- Became just fourth Mariner ever with two 30-homer seasons.
- Reached safely via hit or walk in the first 27 games of the season until going 0x4 May 1 at New York (AL).
- Homered April 29 at New York, his first career home run vs. the Yankees, giving him at least one homer vs. all 30 ML teams.
- Hit career home run #200 May 29 at Minnesota; was home run #199 as a second

BOONE (continued)

- baseman.
- Hit 200th home run as a second baseman June 1 at Minnesota, becoming ninth player in ML history with 200 home runs as a second baseman.
- Homered twice, including game-ending home run, in 4-3 win April 13 vs. Texas...was second career walk-off home run.
- Had second two-homer game of the season May 17 in Detroit, giving him at least one home run in every current AL ballpark.
- Career-best 15-game hit streak May 24-June 10, batting .375 (24x64) during the streak.
- Hit .327 (34x104) with 7 Hr, 22 RBI in 26 games in May, including an 11-game hit streak May 9-22.
- Hit a grand slam June 17 vs. Anaheim, his fourth-career grand slam.
- Had third two-homer game July 25 vs. Texas in an 11-5 win.
- Singled in 3rd inning Aug. 2 vs. Chicago for career hit #1,500.
- Hit 30th home run of the season in 10-5 win Aug. 15 vs. Boston.
- Did not play Aug. 16 vs. Boston, just his third game missed (also May 16 & July 6).
- Hit two-run home run (#35) in final game of the season, Sept. 28 vs. Oakland, for career RBI #900 & 901.
- Began Sept. going just 7x44 (.159) in first 12 games, before hitting .400 (20x50) in last 13 games to raise his average from .285 to .294, where he finished the season.

PERSONAL: Bret Robert Boone...resides in Seattle, WA with his wife Suzi, daughter Savannah (4/3/96) and son Jacob (3/23/99)...led his San Pedro, CA team to the 1987 Connie Mack World Series title...graduated from El Dorado High School in Placentia, CA, where he was a teammate of Major Leaguer Phil Nevin for one year...was a four-time all-league selection and also earned All-Orange County and All-CIF honors...drafted by Minnesota in the 28th round of the 1987 June draft, but did not sign...attended the University of Southern California...was a pre-season All-American as a sophomore and junior in 1989 and 1990...holds school records in runs (166), doubles (51), triples (12) and RBI (160); did not miss a game in 3 seasons...played with Team USA in the summer of 1989...is a member of the first 3-generation family in ML history: his grandfather Ray was an All-Star infielder during a 13-year ML career (1948-60) with the Indians, Tigers, White Sox, Athletics, Braves and Red Sox; his father, Bob, caught more games than any catcher in ML history (a mark later broken by Carlton Fisk) during his 19-year career (1972-90) with the Phillies, Angels and Royals; his brother Aaron currently plays for the Yankees, while his younger brother Matthew is an infielder in the Mariners organization...became the first 3rd-generation All-Star in history when he was added to the NL roster to replace injured Sammy Sosa for the 1998 Mid-Summer Classic in Denver: grandfather Ray was an All-Star in 1954 and 1956; father Bob was an All-Star in 1976, 1978, 1979 and 1983.

CAREER: Is the active leader and ranks sixth all-time (min. 1,000 games) among all second basemen with a .986 fielding percentage...owns the Mariners career mark for home runs by a second baseman.

1990: Selected by the Mariners in the 5th round of the June Free Agent Draft...made pro debut at Single-A Peninsula.

1991: Was a Southern League All-Star and a Topps Double-A All-Star at Double-A Jacksonville ...played in the first Double-A All-Star Game in Huntsville, AL...led the league with 139 games and tied for 3rd in both homers (19) and RBI (75)...led all second basemen with 288 putouts.

1992: Was a Pacific Coast League All-Star, a Topps Triple-A All-Star and team Most Valuable Player at Triple-A Calgary prior to an Aug. 19 call-up to Seattle...ranked 10th in the PCL

BOONE'S CAREER HIGHS

MOST HITS:

4 — 16 times; last done 6/16/03 vs. ANA

MOST HOME RUNS:

3 — twice; 6/23/00 at CIN (with SD) & 9/20/98 at CHI (with CIN)

has 17 2-HR games; last done 7/25/03 vs. TEX

MOST RBIs:

7 — 6/4/01 vs. TEX

MOST STOLEN BASES:

2 — twice; last done 9/8/02 at KC

LONGEST HITTING STREAK:

15 — 5/24-6/10/03

CAREER GRAND SLAMS:

4 — last done 6/17/03 vs. ANA

BOONE (continued)

with a .314 average...led PCL second basemen with 90 double plays and ranked 2nd with a .986 fielding percentage...made his ML debut hours after being called up, Aug. 19 in Baltimore...started at second base and collected his first hit in his first at-bat, an RBI single off Arthur Rhodes...cracked his first big league home run three days later at Fenway Park off Boston's Mike Gardiner.

- 1993:** Split season between triple-A Calgary and Seattle...was recalled by the Mariners on July 30 and started 56 of the final 58 games at second base...despite playing in only 76 big league contests, connected for 12 home runs, then a club single-season record for a second baseman...posted a .991 fielding percentage, committing only 3 errors in 320 total chances...traded to Cincinnati Nov. 2.
- 1994:** Spent first full year in the Majors...tied for 8th in NL with career-best .320 batting average...2nd on club with 35 doubles, and 3rd in home runs (12) and RBI (68)...made a pair of starts at third base on April 16 and April 19.
- 1995:** Led NL second basemen with a .994 fielding percentage in (4 errors, 677 total chance), but did not win the Gold Glove Award...ranked 7th in the league with 34 doubles...slammed 2 homers in a game for the first time in his big league career, July 16 at Chicago...took part in both triple plays turned in the NL that season, July 17 at San Diego and September 12 vs. Florida.
- 1996:** Despite leading NL second basemen with a .991 fielding percentage was again denied the Gold Glove... tied for 4th in the league with 9 sac flies...opened season on the DL after April 3 surgery to remove loose bodies in his right elbow.
- 1997:** Tied ML record for second basemen by leading the league in fielding for a 3rd consecutive season...established a ML record for second basemen (min. 100 games) with .996 fielding percentage (2 errors, 607 total chances)...his 136 games played were the most ever by a second baseman with 2 or fewer errors...both records had belonged to Bobby Grich of the Angels, who made 2 errors in 606 total chances in 116 games in 1995...from Sept. 10, 1996 through the end of 1997, Bret made only 2 errors in 704 chances (.997) with errorless streaks of 48, 66 and 38 games...following the season, his glove was sent to the Baseball Hall of Fame...was optioned to triple-A Indianapolis, June 19-21, after batting .205 with 2 homers and 19 RBI in his first 61 games...had the Reds' only hit in a pair of one-hitters by Montreal's Pedro Martinez on July 13 and by Chicago's Kevin Tapani on Sept. 16.
- 1998:** Named to first career All-Star team and won first Rawlings Gold Glove...committed just 9 errors for a .988 fielding percentage...finished the season .005 behind the Cubs' Mickey Morandini for the fielding lead among ML second basemen, ending his ML record-setting run of 3 consecutive league fielding titles at second base...named NL Player of the Week for Aug. 24-30 after hitting .385 with 4 homers and 13 RBI...made 4 of his 9 errors in 11 games, Sept. 6-18, including his second career 2-error game, Sept. 18 at Chicago (also June 26, 1994 vs. San Diego)...hit his first career grand slam April 12 at Colorado off Pedro Astacio...reached safely in 7 consecutive plate appearances April 10-11 (6 hits, 1 HBP)...posted first career 3-homer game, Sept. 20 at Chicago, driving in a career-best 6 runs...traded to the Braves Nov. 10.
- 1999:** Hit safely in a career-best 14 consecutive games, April 27-May 11, batting .375 (21x56) with 4 doubles, 3 homers, 11 RBI and 12 runs scored...went deep twice in a game May 16 at Chicago and July 4 at New York...did not homer in 43 games between his 2-homer nights...May 25 at Milwaukee, banged 4 hits to match his career best for the 11th time...slugged his 100th career home run, July 30 vs. Philadelphia...stole 2 bases in a game for the first time in his career, Aug. 23 vs. Cincinnati.
- 2000:** Became the first second baseman in ML history to have two 3-homer games, when

200 FOR 2B...Bret Boone, who hit his 200th career homer May 29 (199 as a 2B, one as a pinch-hitter), belted his 200th home run as a second baseman June 1 in Minnesota...he is the ninth player in ML history to slug at least 200 homers as a second baseman... here's the list of players he joins:

Ryne Sandberg	277
Joe Morgan	266
Rogers Hornsby	266
Joe Gordon	246
Lou Whitaker	239
Jeff Kent	238
Bobby Doerr	221
Bret Boone	220
Roberto Alomar	203

thanks to David Vincent...

BOONE (continued)

he slugged three homers June 23 at Cincinnati; previously hit 3 homers in a game Sept. 20, 1998 with Cincinnati at Chicago...had just one home run in April, then hit 17 homers from May-July...homered twice, including an inside-the-park-home run, May 11 at Cincinnati; brother Aaron also homered in the game for the Reds, marking just the second time in ML history that brothers had homered against each other, twice (also 9/1/99)...hit second career grand slam (off Scott Elarton) and matched his career-high with 6 RBI June 10 vs. Houston...drove in 5 runs in one inning with a two-run home run and a three-run double June 26 at Los Angeles.

Most Homers by Family

990	Bobby & Barry Bonds
768	Hank & Tommie Aaron
633	Ken Griffey Sr. & Jr.
573	Joe, Vince & Dom DiMaggio
569	Ray, Bob, Bret & Aaron Boone

2001: Posted career-highs in virtually all offensive categories...set the AL record for most home runs (36) and RBI (141) by a second baseman...became first AL second baseman in history to bat .300 or better with 30-plus home runs...led the AL in RBI...was second in the Majors with 65 multi-hit games...set the club record for sacrifice flies...double April 7 in Texas was career hit #1000...had career-high seven RBI and tied his career-high with four hits, including two home runs, June 4 vs. Texas...homered twice June 20 at Oakland, his fourth two-homer game of the season...hit first career pinch-hit home run, a three-run homer, June 21 vs. Oakland (Mike Magnante)...hit .368 (39x106) in June finishing second in the AL for the month with 10 HR, 28 RBI & 26 runs scored; was third in hits...had 13-game hit streak June 23-July 6 (20x53/.377), one shy of his career-high...had 83 RBI at the All-Star break, the third-highest total in Mariners history...was voted the starting second baseman for the AL All-Star team (0x2)...became the first AL player with 100 RBI, with his RBI on Aug. 1 at Detroit...matched season & career-high with four hits July 29 vs. Minnesota...single in 1st inning Sept. 30 vs. Oakland for 200th hit, becoming just third Mariner with 200 hits...led the AL with a .444 average against left-handed pitchers...finished third in the balloting for the BBWAA MVP Award.

2002: Hit just .229 (75x328) with 12 HR and 53 RBI in the first half...batted .336 with 12 homers and 54 RBI after the All-Star break...homered twice in the first inning May 2 at Chicago, becoming first Mariner ever to homer twice in an inning, 14th ML player overall and second ML player ever to homer twice in the first inning of a game (Von Hayes); went back-to-back with Mike Cameron both times in 1st inning, becoming first pair of teammates in ML history to homer twice in the same inning...hit third career grand slam, 1st of season, June 2 at Baltimore... homered in three consecutive games July 31-Aug. 2 and in six of 10 games July 31-Aug. 10...matched career-high with four hits Aug. 21 at Detroit and again on Aug. 25 at Cleveland...became seventh Mariner ever to post two 100+ RBI seasons...led AL second basemen with .989 fielding percentage (7 errors, 645 total chances).

POSTSEASON EXPERIENCE: Hit .250 (6x24) with a double, a homer and an RBI in the playoffs in 1995 with Cincinnati...went 3x10 with 1 HR and 4 runs scored in the 3-game Division Series vs. the Dodgers...went 3x14 in the NLCS vs. Atlanta...hit .370 (20x54) with 6 doubles, 5 RBI and 3 stolen bases in 14 playoff games in 1999 with Atlanta...went 9x19 (.474) with an RBI and a stolen base in the Division Series vs. Houston...hit .182 (4x22) with an RBI and 2 steals in the NLCS vs. the Mets...batted .538 (7x13) with 4 doubles and 3 RBI in the World Series vs. the Yankees...started at second base in all 10 of Seattle's playoff games in 2001...hit .316 (6x19) with 2 HR, 6 RBI in the ALCS vs. New York...tied the ALCS record with 5 RBI in one game, Game 3 in New York.

AWARDS: All-Star Games: 1998, 2001 (starter), 2003...Silver Slugger: 2001, 2003...Gold Glove: 1998, 2002, 2003...2003 Sporting News AL All-Star: 2001, 2003...earned the annual Reds Good Guy Award from the Cincinnati Chapter of the BBWAA in 1995...named Mariners MVP by the Seattle Chapter of the BBWAA in 2003 and co-MVP in 2001.

Highest career field Pct at 2B (min: 1000 G at 2B)

NAME	PCT
Sandberg, Ryne	.989
Herr, Tommy	.989
Morandini, Mickey	.989
Lind, Jose	.988
Reed, Jody	.988
Boone, Bret	.987

BOONE'S PLAYING RECORD

YEAR	CLUB	AVG	G	AB	R	H	2B	3B	HR	RBI	HB	BB	SO	SB-CS	E	OBP
1990	Peninsula	.267	74	255	42	68	13	2	8	38	1	47	57	5-2	19	.383
1991	Jacksonville	.255	139	475	64	121	18	1	19	75	5	72	123	9-9	21	.357
1992	Calgary	.314	118	439	73	138	26	5	13	73	5	60	88	17-12	10	.398
	SEATTLE	.194	33	129	15	25	4	0	4	15	1	4	34	1-1	6	.224
1993	Calgary	.332	71	274	48	91	18	3	8	56	1	28	58	3-8	8	.388
	SEATTLE	.251	76	271	31	68	12	2	12	38	4	17	52	2-3	3	.301
1994	CINCINNATI	.320	108	381	59	122	25	2	12	68	8	24	74	3-4	12	.368
1995	CINCINNATI	.267	138	513	63	137	34	2	15	68	6	41	84	5-1	4	.326
1996	CINCINNATI	.233	142	520	56	121	21	3	12	69	3	31	100	3-2	6	.275
1997	CINCINNATI	.223	139	443	40	99	25	1	7	46	4	45	101	5-5	2	.298
	Indianapolis#	.286	3	7	1	2	1	0	0	1	0	2	2	1-0	0	.444
1998	CINCINNATI	.266	157	583	76	155	38	1	24	95	4	48	104	6-4	9	.324
1999	ATLANTA	.252	152	608	102	153	38	1	20	63	5	47	112	14-9	13	.310
2000	SAN DIEGO	.251	127	463	61	116	18	2	19	74	5	50	97	8-4	15	.326
2001	SEATTLE	.331	158	623	118	206	37	3	37	141	9	40	110	5-5	10	.372
2002	SEATTLE	.278	155	608	88	169	34	3	24	107	6	53	102	12-5	7	.339
2003	SEATTLE	.294	159	622	111	183	35	5	35	117	7	68	125	16-3	7	.366
Mariners Totals		.289	581	2253	363	651	122	13	112	418	27	182	423	36-17	33	.345
NL Totals		.257	963	3511	457	903	199	12	109	483	35	286	672	44-29	61	.316
ML Totals		.270	1544	5764	820	1554	321	25	221	901	62	448	1095	80-46	94	.328

ALL-STAR GAME

YEAR	CLUB, SITE	AVG.	G	AB	R	H	2B	3B	HR	RBI	HB	BB	SO	SB-CS	E	OBP
1998	NL, Colorado	Selected—Did Not Play														
2001	AL, Seattle	.000	1	2	0	0	0	0	0	0	0	0	0	0-0	0	.000
2002	AL, Chicago	.000	1	2	0	0	0	0	0	0	0	0	1	0-0	0	.000
ASG Totals		.000	2	4	0	0	0	0	0	0	0	0	1	0-0	0	.000

DIVISION SERIES

YEAR	CLUB, OPP.	AVG.	G	AB	R	H	2B	3B	HR	RBI	HB	BB	SO	SB-CS	E	OBP
1995	CIN vs. LA	.300	3	10	4	3	1	0	1	1	0	1	3	1-0	0	.364
1999	ATL vs. HOU	.474	4	19	3	9	1	0	0	1	0	0	4	1-0	0	.474
2001	SEA vs. CLE	.095	5	21	1	2	0	0	0	0	0	1	11	1-0	1	.136
DS Totals		.280	12	50	8	14	2	0	1	2	0	2	18	3-0	1	.308

LEAGUE CHAMPIONSHIP SERIES

YEAR	CLUB, OPP.	AVG.	G	AB	R	H	2B	3B	HR	RBI	HB	BB	SO	SB-CS	E	OBP
1995	CIN vs. ATL	.214	4	14	1	3	0	0	0	0	0	1	2	0-0	0	.267
1999	ATL vs. NY	.182	6	22	2	4	1	0	0	1	0	1	7	2-1	0	.250
2001	SEA vs. NY	.316	5	19	2	6	0	0	2	6	0	2	2	0-0	0	.381
LCS Totals		.236	15	55	5	13	1	0	2	7	0	4	11	2-1	0	.300

WORLD SERIES

YEAR	CLUB, OPP.	AVG.	G	AB	R	H	2B	3B	HR	RBI	HB	BB	SO	SB-CS	E	OBP
1999	ATL vs. NY	.538	4	13	1	7	4	0	0	3	0	1	3	0-1	0	.571

Mariner's most RBI

147	Ken Griffey Jr.	1997
146	Ken Griffey Jr.	1998
145	Edgar Martinez	2000
141	Bret Boone	2001
140	Ken Griffey Jr.	1996
138	Jay Buhner	1996
134	Ken Griffey Jr.	1999

RBI by AL 2B (100+ G at 2B)

141	Bret Boone, SEA	2001
127	C. Gehringer, DET	1934
124	Joe Gordon, CLE	1948
121	Johnny Hodapp, CLE	1930
120	Bobby Doerr, BOS	1950
	Roberto Alomar, CLE	1999

DETAILED BREAKDOWN

2003					CAREER					CAREER BY BALLPARK						
AVG	AB	H	HR	RBI	AVG	AB	H	HR	RBI	AVG	AB	H	HR	RBI		
.356	73	26	6	15	Anaheim	.307	241	74	13	35	Angel Stadium	.357	112	40	9	19
.257	35	9	0	5	Baltimore	.238	143	34	6	27	Camden Yards	.207	58	12	2	10
.231	26	6	1	1	Boston	.259	139	36	5	16	Fenway Park	.247	73	18	3	7
.387	31	12	0	1	Chicago	.285	144	41	6	22	U.S. Cellular Field	.260	77	20	4	13
.133	30	4	1	4	Cleveland	.222	126	28	7	23	Jacobs Field	.222	54	12	3	11
.350	40	14	4	15	Detroit	.310	129	40	7	28	Comerica Park	.405	42	17	3	9
.258	31	8	2	8	Kansas City	.247	162	40	5	30	Kauffman Stadium	.221	86	19	2	15
.300	40	12	4	10	Minnesota	.290	162	47	7	30	Metrodome	.267	101	27	4	16
.250	36	9	2	7	New York	.264	125	33	2	20	Yankee Stadium	.279	68	19	2	14
.307	75	23	1	12	Oakland	.301	269	81	10	46	Network Associates Col.	.276	144	40	5	27
					Seattle	.273	22	6	1	4	Safeco Field	.300	918	275	48	187
.273	33	9	3	8	Tampa Bay	.322	115	37	8	30	Tropicana Field	.298	47	14	3	11
.284	74	21	6	14	Texas	.296	280	83	18	64	Ballpark in Arlington	.310	129	40	4	24
.321	28	9	1	5	Toronto	.259	143	37	7	21	SkyDome	.227	75	17	3	12
					Arizona	.237	118	28	2	16	Bank One Ballpark	.239	46	11	1	6
.200	10	2	0	3	Atlanta	.212	222	47	4	24	Turner Field	.255	337	86	10	37
					Chicago	.272	246	67	16	36	Wrigley Field	.291	110	32	9	20
					Cincinnati	.325	80	26	9	21	Great American Ballpark	—	—	—	—	—
					Colorado	.248	274	68	11	39	Coors Field	.284	141	40	6	21
					Florida	.242	248	60	9	38	Pro Player Stadium	.219	114	25	2	10
					Houston	.292	267	78	8	51	Minute Maid Park	.304	23	7	0	2
					Los Angeles	.230	230	53	6	37	Dodger Stadium	.232	138	32	6	27
					Milwaukee	.291	141	41	6	22	Miller Park	—	—	—	—	—
.250	12	3	1	1	Montreal	.254	240	61	8	28	Olympic Stadium	.215	107	23	3	14
.333	12	4	0	2	New York	.268	239	64	6	25	Shea Stadium	.254	130	33	4	14
.500	12	6	2	3	Philadelphia	.256	223	57	10	28	Veterans Stadium	.301	113	34	6	18
					Pittsburgh	.303	274	83	3	38	PNC Park	—	—	—	—	—
					St. Louis	.233	240	56	5	34	Busch Stadium	.205	117	24	1	11
.250	24	6	1	3	San Diego	.282	291	82	7	41	Qualcomm Stadium	.248	400	99	13	53
					San Francisco	.286	231	66	9	27	SBC Park	.125	8	1	0	0
.298	302	90	16	58	At Home	.272	2810	763	109	450	Arlington Stadium	.273	22	6	2	3
.291	320	93	19	59	Away	.268	2954	791	112	451	Astrodome	.276	116	32	1	12
.313	364	114	24	76	Pre-ASG	.270	3075	831	118	502	Atlanta-Fulton County	.294	51	15	1	6
.267	258	69	11	41	Post-ASG	.269	2689	723	103	399	Cinergy Field	.262	1245	326	42	195
.257	167	43	8	35	vs. LHP	.270	1439	389	55	216	Clev. Municipal Stadium	.100	10	1	0	0
.308	455	140	27	82	vs. RHP	.269	4325	1165	166	685	County Stadium	.393	61	24	2	11
.295	183	54	10	83	RISP	.275	1570	431	57	671	Kingdome	.257	191	49	9	27
.231	13	3	1	13	Bases Loaded	.272	158	43	4	139	Mile High Stadium	.353	17	6	0	3
					as PH	.238	21	5	1	4	3Com Park	.295	112	33	7	16
					as DH	.143	14	2	0	0	Three Rivers Stadium	.281	146	41	1	18
					In March	.250	4	1	0	1	Tiger Stadium	.160	25	4	0	2
.290	107	31	7	21	April	.279	807	225	23	126						
.327	104	34	7	22	May	.269	996	268	43	163						
.324	108	35	8	23	June	.270	965	261	39	158						
.268	97	26	6	21	July	.285	963	274	45	159						
.268	112	30	4	16	August	.262	1092	286	38	152						
.287	94	27	3	14	Sept/Oct	.255	937	239	33	142						

BOONE'S CAREER TRANSACTIONS

- Selected by Seattle in 5th round of the June, 1990 Draft.
- Traded to Cincinnati Reds with Erik Hanson (rhp) in exchange for Bobby Ayala (rhp) and Dan Wilson (c), November 2, 1993.
- Traded to Atlanta with Mike Remlinger (lhp) in exchange for Denny Neagle (lhp), Michael Tucker (of) and Rob Bell (rhp), November 10, 1998.
- Traded to San Diego with Ryan Klesko (1b) and Jason Shieff (rhp) for Quilvio Veras (inf), Reggie Sanders (of) and Wally Joyner (1b), December 22, 1999.
- Signed by Seattle as a free agent, December 22, 2000; re-signed Jan. 16, 2002.

RBI by ML 2B (100+ G at 2B)

152	Rogers Hornsby, StL	1922
149	Rogers Hornsby, CHI	1929
143	Rogers Hornsby, StL	1925
141	Bret Boone, SEA	2001



RYAN CHRISTIANSON (26)

POSITION: Catcher

AGE: 22, turns 23 April 21 **BORN:** 4-21-81 in Riverside, CA

BATS: Right **THROWS:** Right **HEIGHT:** 6-2 **WEIGHT:** 210

ML SERVICE: None

CONTRACT STATUS: Signed thru 2004

ACQUIRED: Mariners' 1st round selection (11th overall) in the 1999 June draft; signed by Mariners scout Steve Rath.

2003:

- Placed on the Disabled List from April 3-June 22 with right elbow tendonitis.
- Began rehab assignment with Peoria, appearing in four games.
- Placed back on the DL after completing his rehab assignment on July 5.

PERSONAL: Ryan A. Christianson...resides in Riverside, CA...attended Arlington HS in Riverside, CA...was rated by Baseball America as the best high school catcher, the fourth-best position player and the seventh-best overall prospect in the 1999 draft...hit .514 (38x74) with 9 doubles, one triple, eight home runs and 40 RBI his senior season...led HS team to CIF championship...was named Gatorade Circle of Champions High School Baseball Player of the Year for California...brother, Robby, played in the Mariners minor league system in 1996 and 1997.

CAREER:

1999: Made professional debut with Peoria on July 23 and collected a single in his first at bat...was hitting .286 before Aug. 6 promotion to Everett...was 8x14 (.571) with 5 doubles, a home run and 3 RBI in his first four games...homered in three straight games from Aug. 16-18...played 17 games as designated hitter (.224, 13x58) and 13 games at catcher (.347, 17x49).

2000: Spent season at Wisconsin...had back-to-back three-hit games at Burlington May 5-6...hit .311 (28x90) in July, driving in 18 runs...was 3x5 with five RBI July 13 vs. Dayton...had a .981 fielding percentage in 94 games behind the plate...was listed among the top-20 prospects in the Midwest League at the conclusion of the season by Baseball America...named to Howe Sportsdata's Postseason All-Star Team and All-Teenager Team.

2001: Set club record with 42 doubles in 134 games with San Bernardino...was second in the California League in doubles, fourth with 528 at-bats and fifth with 59 extra-base hits...batted .304 (21x69) vs. left-handers and was 50x175 (.318) with RISP...led the Stampedo with 85 RBI...had a league-high .993 fielding percentage at catcher, while also leading all backstops with 1,089 total chances and 993 putouts...threw out 48 of 128 runners attempting to steal (37.5 percent), good for fourth in the league...batted .305 (32x105) with 25 RBI in 26 June games...drove in 9 runs over a 3-game span, June 21-23 vs. Lancaster...reached base safely in 23 of 24 games from August 7-31, hitting safely in 21 of those games...finished August with 26 RBI...played in 21 games with the Peoria Javelinas in the Arizona Fall League.

2002: Split time between San Antonio and San Bernardino, appearing in a total of 73 games with a .260 average (68x261), 16 doubles and 25 RBI...had an overall .991 fielding percentage behind the plate (583 TC, 5 E)...began season with the Missions, enjoying two six-game hitting streaks before moving to San Bernardino May 17...batted .282 (20x71) in 21 games with the Stampedo...on the disabled list June 12-Aug. 6 with a stress fracture in his left foot...returned to action with the Missions, hitting safely in 10 of his first 14 games back.

POSTSEASON EXPERIENCE: None.

CHRISTIANSON'S PLAYING RECORD

YEAR	CLUB	AVG.	G	AB	R	H	2B	3B	HR	RBI	HB	BB	SO	SB-CS	E	OBP
1999	Peoria	.263	11	38	3	10	8	0	0	7	0	2	12	2-0	0	.300
	Everett	.280	30	107	19	30	7	0	8	17	3	14	31	3-1	2	.379
2000	Wisconsin	.249	119	418	60	104	20	0	13	59	4	50	98	1-6	15	.328
2001	San Bernardino	.248	134	528	65	131	42	5	12	85	5	53	112	3-2	8	.320
2002	San Antonio	.253	52	190	20	48	11	0	5	17	2	16	36	0-2	5	.317
	San Bernardino	.282	21	71	12	20	5	1	1	8	3	4	17	1-0	0	.346
2003	Peoria #	.200	4	10	0	2	0	0	0	2	0	2	3	0-0	1	.333

CHRISTIANSON'S CAREER TRANSACTIONS

—Selected by Seattle in the 1st round (11th overall) of the 1999 June draft.

**BEN DAVIS (13)****POSITION:** Catcher**AGE:** 26, turns 27 March 10**BORN:** 3-10-77 in Chester, PA**BATS:** Both**THROWS:** Right**HEIGHT:** 6-4**WEIGHT:** 225**ML SERVICE:** 4 years, 40 days**CONTRACT STATUS:** Signed thru 2004**ACQUIRED:** Traded to Seattle with Alex Arias (inf) and Wascar Serrano (rhp) by the San Diego Padres for Tom Lampkin (c), Brett Tomko (rhp) and Ramon Vazquez (inf) on Dec. 11, 2001.**2003:**

- Hit go-ahead home run off Ricardo Rincon to lead off the 11th inning April 3 in Oakland.
- Tied a club record with three doubles June 21 at San Diego.
- Had a nine-game hitting streak April 12-May 9 (14x32/.438).
- Homered in consecutive starts April 26 vs. Detroit and April 29 at New York (AL), going 3x7 with 4 RBI in those games.
- Season-high 4 RBI May 27 at Kansas City, going 2x5 with a home run.
- Batted .304 (14x46) in June and .282 (11x39) in July but just .130 (6x46) in August.
- Walked seven times in six games July 20-July 31.
- Hit .281 (16x57) vs. left-handed pitchers.
- Batted .299 (20x67) with runners in scoring position.
- Hit safely in 41 of 66 starts, and Mariners were 37-29 in his starts.

PERSONAL: Mark Christopher (Ben) Davis...resides in West Chester, PA with his wife, Megan...attended Malvern Prep School in suburban Philadelphia...batted .507 (36x71) with 6 homers and 37 RBI as a senior...Baseball America ranked him the nation's 2nd-best prospect among draft-eligible high school and college players, the best defensive high school player and the prep player closest to the majors...his older brother Glenn was the Dodgers' first-round pick (25th overall) in 1997 out of Vanderbilt University.

CAREER:**1995:** Named to the Pioneer League All-Star team...**1996:** Was limited to DH duty for the first month of the season due to a sore right elbow...threw out 25 of 98 (26%) opponents trying to steal...**1997:** Posted a .987 fielding percentage and threw out 59 of 159 opponents attempting to steal (37 percent).**1998:** Named Southern League All-Star...named catcher on Howe Sportsdata's 1998 Minor League All-Star Team...threw out 57 percent of the runners who tried to steal against him, gunning down 47 of 83...had his contract purchased on Sept. 19 and made ML debut Sept. 25 at Arizona as defensive replacement in the 7th inning; reached on an error in the ninth inning in first ML at-bat.**1999:** Opened season at triple-A Las Vegas...was recalled by Padres on June 23...was riding a 23-game hit streak at the time of his recall...started 71 of 93 games for San Diego after his recall, including 19 in a row, July 20-August 8...homered in consecutive games July 21-22, 1999 at San Francisco...hit .325 in his first 34 games, but .178 in his final 41 contests...collected his first ML hit June 26 vs. Colorado, a 2nd-inning single off Mark Brownson...stole his first base July 16 at Seattle...hit first home run July 18 in Anaheim,**DAVIS' CAREER HIGHS****MOST HITS:**

4 — 9/15/99 at ATL (with SD)

MOST HOME RUNS:

2 — 8/25/02 at CLE

MOST RBIs:

5 — 8/25/02 at CLE

MOST STOLEN BASES:

1 — 8 times; last 5/9/01 vs. TOR

LONGEST HITTING STREAK:

11 — 7/18-30/99 (with SD)

CAREER GRAND SLAMS:

3 — last: 9/8/02 at KC

DAVIS (continued)

off Mike Fyhrie...in his first 32 games, posted hit streaks of 10 and 11 games, hitting safely in 10 in a row June 26-July 6 (14x42/.333) and in a career-best 11 games July 18-30 (18x41/.439)...posted first career 4-hit game, Sept. 15 vs. Atlanta; finished 4x4 with a solo home run off John Smoltz.

2000: Had two stints with the Padres...appeared in seven games in April; returned to San Diego for the season on July 8...was sidelined by a strained left oblique muscle Aug. 13-Sept. 1...homed in back-to-back games for the 2nd time in his career on Sept. 19-20 in Colorado...started 12 of the season's final 14 contests...threw out 7 of 27 runners attempting to steal, 26 percent.

2001: Finished 8th among ML catchers with 1,076.2 innings caught...caught 32.7% of would-be base stealers, gunning down 34 in 104 attempts...hit first career grand slam May 1 at Chicago (Jason Bere), matching his career-high of 4 RBI...broke up Curt Schilling's no-hit bid in the bottom of the 8th inning May 26 vs. Arizona with a bunt single...batted .276 (69x250) prior to the All-Star break...made first two career appearances at first base Aug. 30 at St. Louis and Sept. 2 vs. Arizona, starting Sept. 2...batted 7x17 (.412) with the bases loaded.

2002: Had a .998 fielding percentage in 77 games behind the plate...threw out 44-percent of would be base stealers (18x41)...batted .300 (21x70) with runners in scoring position, and was 6x11 with two home runs with the bases loaded...hit .294 (37x126) with six home runs on the road as opposed to .216 (22x102) with one home run at Safeco...batted .294 (30x102) in the second half, raising his average from .216 at the break to .259 at the end of the season...all seven of his home runs came from the left side of the plate...hit first AL home run and first homer of the season May 4 at New York...had nine-game hitting streak May 17-June 6, going 13x29 during that span... belted game-winning home run and had 4 RBI August 1 vs. Cleveland...hit first triple of season August 4 vs. Cleveland...set career-highs with two home runs and five RBI in 12-4 win at Cleveland Aug. 25; hit second career grand slam in the third inning and added a solo shot in the sixth...hit second grand slam of season Sept. 8 at KC, entering as a defensive replacement in the 8th inning before going 2x3 with 2 runs and 4 RBI...belted pinch-hit, three-run home run on final day of season, Sept. 29 at Anaheim.

POSTSEASON EXPERIENCE: None.

DAVIS' PLAYING RECORD

YEAR	CLUB	AVG.	G	AB	R	H	2B	3B	HR	RBI	HR	BB	SO	SB-CS	E	OBP
1995	Idaho Falls	.279	52	197	36	55	8	3	5	46	1	17	36	0-0	6	.338
1996	Rancho Cucu.	.201	98	353	35	71	10	1	6	41	0	31	89	1-1	9	.264
1997	Rancho Cucu.	.278	122	474	67	132	30	1	17	76	2	28	107	3-1	14	.320
1998	Mobile	.286	116	433	65	124	29	2	14	75	6	42	60	4-2	6	.352
	SAN DIEGO	.000	1	1	0	0	0	0	0	0	0	0	0	0-0	0	.000
1999	Las Vegas	.308	58	201	27	62	18	1	7	44	2	24	41	4-1	4	.384
	SAN DIEGO	.244	76	266	29	85	14	1	5	30	0	25	70	2-1	7	.307
2000	SAN DIEGO	.223	43	130	12	29	6	0	3	14	0	14	35	1-1	1	.297
	Las Vegas	.262	59	221	38	58	16	1	7	40	1	38	43	5-2	7	.373
2001	SAN DIEGO	.239	138	448	56	107	20	0	11	57	4	66	112	4-4	9	.337
2002	SEATTLE	.259	80	220	24	59	10	1	7	43	2	18	58	1-1	1	.313
2003	SEATTLE	.236	80	246	25	58	18	0	6	42	0	18	61	0-0	4	.284
Mariners Totals		.247	160	474	49	117	28	1	13	85	2	36	119	1-1	5	.298
NL Totals		.238	258	845	97	201	40	1	19	101	4	105	217	7-6	17	.322
ML Totals		.241	418	1319	146	318	68	2	32	186	6	141	336	8-7	22	.313

DETAILED BREAKDOWN

2003						CAREER						CAREER BY BALLPARK					
AVG	AB	H	HR	RBI		AVG	AB	H	HR	RBI		AVG	AB	H	HR	RBI	
.211	19	4	0	4	Anaheim	.234	64	15	3	16		Angel Stadium	.302	43	13	2	15
.412	17	7	0	4	Baltimore	.441	34	15	0	8		Camden Yards	.368	19	7	0	3
.077	13	1	0	2	Boston	.154	26	4	0	3		Fenway Park	.143	14	2	0	2
.294	17	5	0	1	Chicago	.296	27	8	0	3		U.S. Cellular Field	.375	16	6	0	2
.077	13	1	0	0	Cleveland	.222	27	6	3	11		Jacobs Field	.125	16	2	2	5
.214	14	3	1	4	Detroit	.348	23	8	2	7		Comerica Park	.333	9	3	1	3
.308	13	4	2	5	Kansas City	.346	26	9	3	12		Kauffman Stadium	.438	16	7	2	10
.286	14	4	0	1	Minnesota	.208	24	5	0	3		Trotterodome	.214	14	3	0	2
.375	8	3	1	2	New York	.217	23	5	2	3		Yankee Stadium	.333	12	4	2	3
.194	31	6	1	3	Oakland	.234	77	18	1	5		Network Associates Col.	.270	37	10	1	2
—	—	—	—	—	Seattle	.185	27	5	1	2		Safeco Field	.212	226	48	4	31
.154	13	2	1	3	Tampa Bay	.200	25	5	1	5		Tropicana Field	.231	13	3	1	3
.174	23	4	0	6	Texas	.233	73	17	0	8		Ballpark in Arlington	.148	27	4	0	4
.154	13	2	0	1	Toronto	.087	23	2	0	1		SkyDome	.100	10	1	0	0

DETAILED BREAKDOWN

2003					CAREER					CAREER BY BALLPARK						
AVG	AB	H	HR	RBI	AVG	AB	H	HR	RBI	AVG	AB	H	HR	RBI		
.333	3	1	0	0	—	—	—	—	—	Bank One Ballpark	.225	40	9	1	3	
—	—	—	—	—	—	—	—	—	—	Turner Field	.083	12	1	0	1	
—	—	—	—	—	—	—	—	—	—	Wrigley Field	.273	11	3	2	6	
—	—	—	—	—	—	—	—	—	—	Great American Ball Park	—	—	—	—	—	
—	—	—	—	—	—	—	—	—	—	Coors Field	.364	55	20	4	15	
—	—	—	—	—	—	—	—	—	—	Pro Player Stadium	.182	22	4	2	2	
—	—	—	—	—	—	—	—	—	—	Minute Maid Park	.111	18	2	0	0	
—	—	—	—	—	—	—	—	—	—	Dodger Stadium	.111	27	3	0	2	
—	—	—	—	—	—	—	—	—	—	Miller Park	.375	8	3	0	0	
—	—	—	—	—	—	—	—	—	—	Olympic Stadium	.214	28	6	0	3	
.000	4	0	0	0	—	—	—	—	—	Shea Stadium	.250	28	7	0	7	
.286	7	2	0	3	—	—	—	—	—	Veterans Stadium	.200	35	7	1	4	
.333	6	2	0	1	—	—	—	—	—	PNC Park	.000	10	0	0	0	
—	—	—	—	—	—	—	—	—	—	Busch Stadium	.074	27	2	0	1	
—	—	—	—	—	—	—	—	—	—	Qualcomm Stadium	.256	433	111	5	40	
.389	18	7	0	—	—	—	—	—	—	SBC Park	.244	41	10	0	7	
—	—	—	—	—	—	—	—	—	—	Astrodome	.364	11	4	0	2	
.219	105	23	2	16	At Home	.240	622	149	8	68	Cinergy Field	.200	20	4	0	3
.248	141	35	4	26	Away	.242	697	169	24	118	3Com Park	.667	9	6	2	5
.294	153	45	5	32	Pre-ASG	.266	613	163	13	97	Three Rivers Stadium	.250	12	3	0	0
.140	93	13	1	10	Post-ASG	.220	706	155	19	89	—	—	—	—	—	
.281	57	16	3	12	vs. LHP	.241	319	77	11	50	—	—	—	—	—	
.222	189	42	3	30	vs. RHP	.241	1000	241	21	136	—	—	—	—	—	
.299	67	20	1	34	RISP	.265	359	95	10	155	—	—	—	—	—	
.375	8	3	0	9	Bases Loaded	.321	53	17	3	52	—	—	—	—	—	
.143	7	1	0	0	as PH	.167	24	4	1	3	—	—	—	—	—	
.000	1	0	0	0	as DH	.200	5	1	0	0	—	—	—	—	—	
.250	44	11	3	13	In April	.246	142	35	5	29	—	—	—	—	—	
.279	43	12	2	7	May	.268	179	48	5	25	—	—	—	—	—	
.304	46	14	0	8	June	.256	207	53	3	31	—	—	—	—	—	
.282	39	11	0	5	July	.272	254	69	4	32	—	—	—	—	—	
.130	46	6	0	7	August	.193	280	54	6	41	—	—	—	—	—	
.143	28	4	1	2	Sept/Oct	.230	257	59	9	28	—	—	—	—	—	

DAVIS' CAREER TRANSACTIONS

- Selected by San Diego in the 1st round of the 1995 June draft (2nd overall).
- Traded to Seattle with Alex Arias (inf) and Wascar Serrano (rhp) by the San Diego Padres for Tom Lampkin (c), Brett Tomko (rhp) and Ramon Vazquez (inf) on Dec. 11, 2001.



GREG DOBBS (60)

POSITION: Infielder

AGE: 25, turns 26 July 2 BORN: 7-2-78 in Los Angeles, CA

BATS: Left THROWS: Right HEIGHT: 6-1 WEIGHT: 205

ML SERVICE: None

ACQUIRED: Mariners' 10th round selection in the 2000 June draft; signed by Mariners scout Mark Lummus.

2003:

- Spent 2003 on the disabled list after rupturing his left Achilles tendon during the second game of the season at San Antonio, April 7.

PERSONAL: Gregory Stuart Dobbs...resides in Moreno Valley, CA...graduated from Canyon Springs (CA) High School in June 1996...drafted by the Mariners in 52nd round of the 1996 June draft, but opted to attend Riverside (CA) Community College instead...while at the University of Oklahoma in 1999, was drafted in the 10th round of the June draft by the Houston Astros, but opted to stay in school...led the Sooners as a senior in 2001 with a .438 average, 104 hits, 25 doubles, 62 RBI and 12 steals...graduated with a degree in sociology.

CAREER:

2001: Began pro career with Everett...named Northwest League Player of the Week of Aug. 6-12; batted .556 (15x27) with 4 doubles, a home run and 8 RBI...his 17-game hitting streak (July 28-Aug. 15) was tied for the league's longest streak of the season; hit .493

DOBBS (continued)

(34x69) 14 RBI over that span...finished Aug. 47x110 (.427) with 11 doubles and 18 RBI...selected to the league's postseason All-Star Team...promoted to San Bernardino Sept. 1...participated in the Mariners Arizona Instructional League.

2002: Split season between Wisconsin and San Antonio, batting a combined .296 (123x416) in 113 games...began season with Timber Rattlers and belted 2 home runs, including a grand slam, and had 6 RBI May 12 at Burlington...hit safely in 12 straight games from May 8-21, batting .522 (23x44) during the streak...selected as a the starting third baseman on the Midwest League West All-Star Team in June...promoted to San Antonio July 19, but was placed on the DL July 20 with a strained left calf...reinstated Aug. 4, and hit .372 (32x86) with 13 RBI for the month...played with Peoria in the Arizona Fall League.

DOBBS' PLAYING RECORD

YEAR	CLUB	AVG.	G	AB	R	H	2B	3B	HR	RBI	BB	SO	SB-CS	E	OBP
2001	Everett	.321	65	249	37	80	17	2	6	41	30	39	5-3	12	.396
	San Bernardino	.385	3	13	2	5	1	0	1	3	0	4	0-0	0	.357
2002	Wisconsin	.275	86	320	43	88	16	2	10	48	31	50	13-3	23	.338
	San Antonio	.365	27	96	13	35	2	0	5	15	9	17	1-2	2	.425
2003	San Antonio	.333	2	6	0	2	2	0	0	0	0	0	0-0	0	.333



RYAN FRANKLIN (45)

POSITION: Pitcher

AGE: 30, turns 31 March 5 **BORN:** 3-5-73 in Ft. Smith, AR

BATS: Right **THROWS:** Right **HEIGHT:** 6-3 **WEIGHT:** 180

ML SERVICE: 3 years, 22 days

CONTRACT STATUS: Signed thru 2005

ACQUIRED: Mariners' 23rd round selection in the 1992 June draft; signed by Mariners scout Cotton Nye.

2003:

- Spent first full season in the starting rotation.
- Finished 9th in the AL in ERA and was 6th in road ERA (3.21) and 10th in night ERA (3.50).
- Was only pitcher in top-10 in ERA with a losing record.
- Mariners were 7-1 in his no-decisions (18-14 overall in his 32 starts).
- Mariners scored two runs or less in 11 of his 13 losses; scored a total of 22 runs in 13 losses (1.69 runs per game).
- Set new career-highs in wins (11), innings pitched (212.0), starts (32), complete games (2) and strikeouts (99).
- Helped Mariners tie Major League record by using only five starters all season.
- One of four Mariners starters to pitch 200+ innings (also: Moyer, Garcia and Pineiro).
- Tossed first career complete game & shutout, a 6-0, two-hit win vs. Oakland July 23.
- Allowed two earned runs or less in six of last eight starts.
- Failed to pitch into the sixth inning only once in 32 starts (also forced out by a 2:28 rain delay May 15 at Cleve; left with a 7-0 lead after 3 innings).
- Tied for AL lead in home runs allowed (34).

FRANKLIN'S CAREER HIGHS

MOST STRIKEOUTS: 9 – 9/17/02 vs. TEX

LOW-HIT GAME: 2 – 7/23/03 vs. OAK

LONGEST WINNING STREAK: 3 – 5/25-8/11/01

LONGEST LOSING STREAK: 4 – 6/22-7/9/03

MOST INNINGS PITCHED:

STARTER: 9.0 – 7/23/03 vs. OAK

RELIEVER: 5.1 – 6/4/01 vs. TEX

PERSONAL: Ryan Ray Franklin...resides in Spiro, OK with wife Angie, and their children Logan (7-22-97) and Kaylin (1-26-00)...graduated from Spiro H.S. in 1991...was an all-state selection in baseball...was drafted by the Toronto Blue Jays in the 25th round of the 1991 June draft, but did not sign...attended Seminole (OK) Junior College...was drafted by the Mariners in 1992, but returned to Seminole for the 1993 college season before signing...was 12-0 with a 2.99 ERA in 1993, running his two-year college record to a perfect 20-0...was named to J.C. All-America squad in 1993.

CAREER:

- 1993:** Finished 10th in the Northwest League in ERA (2.92).
- 1994:** Tied for third in the Midwest League in complete games (5)...was promoted to Riverside on July 15 and fired a four-hit shutout in first outing, a 3-0 win vs. San Jose; retired 12 straight between the third and seventh innings...lone start at Calgary was Aug. 8 vs. Albuquerque; left with 9-6 lead, but ended up with no decision in 11-9 loss...was optioned back to Riverside the next day, where he finished the season...combined total of 13 wins and 139 strikeouts ranked fourth in the Mariners minor league system, while 3.26 ERA was seventh.
- 1995:** Was second on the team in innings (146.0) and third in starts (20)...won four straight starts June 9-26, including a two-hit shutout vs. Carolina June 9.
- 1996:** Led Port City in strikeouts (127), starts (27) and innings pitched (182.0)...innings total was fourth-highest in all of double-A.
- 1997:** Played a role in historic back-to-back no-hitters with Memphis...made spot start April 14 vs. Chattanooga and threw six innings of no-hit (6.0,0,0,0,1,6); combined with two others on the no-no...tossed one inning of no-hit relief at Knoxville on April 19...threw CG no-hitter in game #1 of a doubleheader April 21 at Carolina (7.0,0,0,0,3,3)...named Southern League Pitcher of the Week April 11-17 and April 18-24...promoted to Tacoma June 1...won his first triple-A start at Las Vegas June 2...walked only a combined 38 opposing batters in 149.2 innings pitched.
- 1998:** Was fourth on team in innings pitched and third in strikeouts...won opening night, 15-5 at Salt Lake...won three straight starts May 6-16...picked up lone save June 13 in 10-8 win vs. Nashville...was named recipient of John Ellis Award recognizing his community involvement in the Tacoma area...was 7-3, 2.74 in 13 starts with Aragua of the Venezuelan League.
- 1999:** Spent most of season at Tacoma but did make ML debut in seventh pro season...was selected by the Mariners May 15...made his ML debut that night vs. Kansas City...made three appearances, all in relief, before being optioned back to Tacoma May 27...recalled again July 21 and appeared in another three games before being optioned to Tacoma July 29...after walking more than he struck out for first time in pro career in 1998, returned to form, walking only 33 while striking out 94...was second on club in starts and made 10 relief appearances, recording two saves...designated for assignment Jan. 10 and outrighted to Tacoma Jan. 18.
- 2000:** Ranked among PCL leaders in strikeouts (3rd), wins (T3rd), complete games (T3rd), innings pitched (4th) and ERA (5th)...led PCL starters with 1.68 walks per 9 innings...also led the league with 28 home runs allowed...1-0, 5.14 in 9 relief appearances (14.0 IP, 8 ER) to start the season, before joining rotation on May 6...was 10-5, 3.78 in 22 starts overall (150.0 IP, 63 ER)...pitched for gold-medal winning Team USA at Sydney Olympics, going 3-0, 0.00 in four appearances...three wins tied the all-time Team USA record for win in an Olympic Games (Seth Greisinger, 1996)...pitched four scoreless innings & got the win in USA's 4-2, 13-inning win over Japan...earned the win in USA's 4-2 medal round berth-clinching win over Italy.
- 2001:** Made season debut April 3 vs. Oakland, tossing 3.2 shutout innings...threw 3.0 scoreless innings and earned first ML win April 7 in Texas...threw 10 shutout innings over first four appearances (April 3-16)...finished April 2-1 with a 0.90 ERA (20 IP, 2 ER) in eight games...allowed one hit over a season-high 5.2 IP of relief June 4 vs. Texas; earned the win and set a new career-high with 8 strikeouts...surrendered 3 home runs in 3.2 innings of work in a 12-10 win at Oakland June 21...finished June 1-0, 4.00 (18 IP, 8 ER)...threw a perfect inning in a 4-2 loss at Detroit July 31, his final appearance before being optioned to Tacoma August 3...pitched in one game with Rainiers, throwing 3.2 shutout innings Aug. 4 at Omaha...recalled to Seattle Aug. 8...got the win in first game back after throwing 2.0 innings in 5-0 victory August 11 vs. Chicago.
- 2002:** Established himself in starting rotation late in the season...was 4-5, 3.91 in 12 games as a starter (69.0 IP, 30 ER), and 3-0, 4.17 in 29 relief appearances (49.2 IP, 23 ER)...after eight years in the minors and one in the Mariners bullpen, made first start of Major League career April 23 vs. Anaheim, recording his second win of the season with a 1-0 gem; retired 15 of 16 batters faced, throwing 51 strikes in 68 pitches...through first 5 innings had allowed just one base-runner; gave up only three hits in 5.2 inning outing, and combined with 3 relievers for a four hit shutout...got first loss, 9-2, in second ML start May 1 at

FRANKLIN (continued)

Chicago; left after six innings trailing 3-2 after weathering four rain delays...placed on the disabled list July 6 (retroactive to June 28) with viral infection...pitched one start in rehab with short-A Everett in Eugene on July 10 (2,2,2,1,0,0,1)...activated prior to July 15 start at Baltimore...was 3-0 4.18 in 29 relief appearances (49.2 IP, 23 ER).

POSTSEASON EXPERIENCE: None.

FRANKLIN'S PLAYING RECORD

YEAR	CLUB	W-L	ERA	G	GS	CG	SHO	SV	IP	H	R	ER	HR	BB	SO
1993	Bellingham	5-3	2.92	15	14	1	1	0	74.0	72	38	24	2	27	55
1994	Appleton	9-6	3.13	18	18	5	1	0	118.0	105	60	41	6	23	102
	Calgary	0-0	7.94	1	0	0	0	0	5.2	9	6	5	2	1	2
	Riverside	4-2	3.06	8	8	1	1	0	61.2	61	26	21	5	8	35
1995	Port City	6-10	4.32	31	20	1	1	0	146.0	153	84	70	13	43	102
1996	Port City	6-12	4.01	28	27	2	0	0	182.0	186	99	81	23	37	127
1997	Memphis	4-2	3.03	11	8	2	2	0	59.1	45	22	20	4	14	49
	Tacoma	5-5	4.18	14	14	0	0	0	90.1	97	48	42	11	24	59
1998	Tacoma	5-6	4.51	34	16	1	0	1	127.2	148	75	64	18	32	90
1999	Tacoma	6-9	4.71	29	19	2	1	2	135.2	142	81	71	17	33	94
	SEATTLE	0-0	4.76	6	0	0	0	0	11.1	10	6	6	2	8	6
2000	Tacoma	11-5	3.90	31	22	4	0	0	164.0	147	85	71	28	35	142
2001	SEATTLE	5-1	3.56	38	0	0	0	0	78.1	76	32	31	13	24	60
	Tacoma	0-0	0.00	1	0	0	0	0	3.2	2	0	0	0	0	3
2002	SEATTLE	7-5	4.02	41	12	0	0	0	118.2	117	62	53	14	22	65
	Everett#	0-0	0.00	1	1	0	0	0	2.2	2	1	0	0	0	1
2003	SEATTLE	11-13	3.57	32	32	2	1	0	212.0	199	93	84	34	61	99
ML Totals		23-19	3.73	117	44	2	1	0	420.1	402	193	174	63	115	230

BATTING	AVG.	AB	R	H	2B	3B	HR	RBI	HB	BB	SO	SAC
Career	.250	4	1	1	0	0	0	0	0	0	1	1
Last Hit	— 6/6/03 at NYM											
Last Home Run	— None											

DETAILED BREAKDOWN

2003						CAREER						CAREER BY BALLPARK							
W-L-S	ERA	G	IP	H	ER	W-L-S	ERA	G	IP	H	ER	W-L-S	ERA	G	IP	H	ER		
1-2-0	3.45	4	28.2	25	11	Anaheim	3-3-0	2.59	11	59.0	57	17	Edison Field	0-1-0	2.49	5	21.2	26	6
0-1-0	3.86	2	14.0	14	6	Baltimore	0-2-0	5.04	9	25.0	28	14	Camden Yards	0-1-0	8.59	4	7.1	11	7
0-1-0	9.00	1	6.0	11	6	Boston	1-1-0	5.40	2	10.0	14	6	Fenway Park	1-1-0	5.40	2	10.0	14	6
3-0-0	1.61	3	22.1	17	4	Chicago	5-2-0	2.59	11	41.2	32	12	U.S. Cellular Field	1-2-0	2.28	6	23.2	15	6
0-0-0	0.00	1	3.0	2	0	Cleveland	0-0-0	1.80	3	5.0	5	1	Jacobs Field	0-0-0	0.00	1	3.0	2	0
0-1-0	5.68	1	6.1	9	4	Detroit	1-1-0	3.78	5	16.2	16	7	Comecira Park	1-0-0	2.57	2	7.0	4	2
0-0-0	4.15	2	13.0	11	6	Kansas City	2-0-0	3.60	9	35.0	33	14	Kauffman Stadium	2-0-0	2.95	4	18.1	17	6
1-1-0	2.63	2	13.2	14	4	Minnesota	1-1-0	2.22	7	24.1	21	6	Metrodome	1-0-0	2.16	5	16.2	14	4
0-1-0	5.06	1	5.1	9	3	New York	0-2-0	5.29	6	17.0	25	10	Yankee Stadium	0-1-0	4.00	4	9.0	12	4
3-1-0	3.09	5	35.0	28	12	Oakland	3-1-0	3.98	13	54.1	47	24	Network Associates Col.	1-1-0	5.00	4	18.0	19	10
—	—	—	—	—	—	Seattle	—	—	—	—	—	—	Safeco Field	13-8-0	3.55	55	218.1	200	86
0-1-0	1.13	1	8.0	6	1	Tampa Bay	0-1-0	2.19	4	12.1	12	3	Tropicana Field	0-1-0	1.86	2	9.2	8	2
1-1-0	4.66	3	19.1	21	10	Texas	4-2-0	3.86	16	56.0	51	24	Ballpark in Arlington	2-1-0	6.86	9	19.2	26	15
1-0-0	8.52	2	9.2	13	7	Toronto	2-0-0	9.90	7	20.0	32	22	SkyDome	1-0-0	7.94	4	11.1	16	10
—	—	—	—	—	—	Arizona	0-0-0	0.00	1	1.0	2	0	Bank One BallPark	—	—	—	—	—	
—	—	—	—	—	—	Chicago	0-0-0	0.00	1	1.0	0	0	Wrigley Field	—	—	—	—	—	
—	—	—	—	—	—	Cincinnati	0-0-0	0.00	2	3.2	0	0	Great American Ball Park	—	—	—	—	—	
—	—	—	—	—	—	Colorado	0-0-0	3.38	1	2.2	3	1	Coors Field	0-0-0	3.38	1	2.2	3	1
—	—	—	—	—	—	Houston	0-0-0	0.00	1	1.2	1	0	Minute Maid Park	0-0-0	0.00	1	1.2	1	0
1-0-0	0.00	1	8.0	4	0	Montreal	1-0-0	0.00	1	8.0	4	0	Olympic Stadium	—	—	—	—	—	
0-1-0	3.86	1	7.0	5	3	New York	0-1-0	3.86	1	7.0	5	3	Shea Stadium	0-1-0	3.86	1	7.0	5	3
0-2-0	4.97	2	12.2	10	7	San Diego	0-2-0	5.09	5	17.2	14	10	Ducommun Stadium	0-1-0	3.60	3	10.0	6	4
—	—	—	—	—	—	San Francisco	0-0-0	0.00	1	1.0	0	0	SDC Park	—	—	—	—	—	
6-7-0	3.83	18	122.1	114	52	At Home	13-8-0	3.60	57	220.0	203	88	Cinergy Field	0-0-0	0.00	2	3.2	0	0
5-6-0	3.21	14	89.2	85	32	Away	10-11-0	3.86	66	200.1	199	86	Kingdome	0-0-0	10.80	2	1.2	3	2
6-8-0	3.75	18	117.2	112	49	Pre-ASG	14-10-0	3.71	67	225.1	211	93	—	—	—	—	—	—	
5-5-0	3.34	14	94.1	87	35	Post-ASG	9-9-0	3.74	56	195.0	191	81	—	—	—	—	—	—	
11-13-0	3.57	32	212.0	199	84	Start	15-16-0	3.65	44	281.0	271	114	—	—	—	—	—	—	
—	—	—	—	—	—	Relief	8-1-0	3.88	73	139.1	131	60	—	—	—	—	—	—	
1-2-0	4.50	5	32.0	35	16	In April	5-3-0	3.48	21	64.2	64	25	—	—	—	—	—	—	
3-1-0	2.61	6	38.0	34	11	May	6-2-0	3.46	22	78.0	76	30	—	—	—	—	—	—	
2-3-0	3.53	5	35.2	25	14	June	3-3-0	3.48	20	67.1	48	26	—	—	—	—	—	—	
1-3-0	4.24	5	34.0	35	16	July	1-4-0	4.31	19	62.2	65	30	—	—	—	—	—	—	
2-2-0	4.58	6	35.1	42	18	August	4-3-0	4.73	20	72.1	81	38	—	—	—	—	—	—	
2-2-0	2.19	5	37.0	28	9	Sept/Oct	4-4-0	2.99	15	75.1	68	25	—	—	—	—	—	—	

FRANKLIN's CAREER TRANSACTIONS

—Selected by Seattle in 23rd round of June, 1992 draft.

—On disabled list June 28 - July 14 2002 with a viral infection (includes rehab assignment in Everett).



FREDDY GARCIA (34)

POSITION: Pitcher

AGE: 27, turns 28 Oct. 6

BORN: 10-6-76 in Caracas, VZ

BATS: Right **THROWS:** Right **HEIGHT:** 6-4 **WEIGHT:** 240

ML SERVICE: 5 years

CONTRACT STATUS: Signed thru 2004

ACQUIRED: Traded to Seattle with Carlos Guillen (inf) and a PTBNL (John Halama, lhp, Oct. 1, 1998) by the Houston Astros for Randy Johnson (lhp) on July 31, 1998.

2003:

- Was Mariners Opening Day starter for third consecutive year, becoming first Mariner since Randy Johnson to start three straight straight Opening Days.
- Among the AL leaders in day ERA (9th/2.90), walks (8th/71), home runs allowed (T5th/31) and wild pitches (T3rd/11).
- Allowed just 2 earned runs in final 4 starts combined (27.0 IP, 2 ER / 0.67 ERA), including a 17.0 IP scoreless streak.
- Helped Mariners tie Major League record by using only five starters all season.
- One of four Mariners starters to pitch more than 200 innings (also: Moyer, Franklin and Pineiro).
- Made his third consecutive (2001-03) season-opening start in the Majors on April 1 at Oakland.
- Was 0-6, 10.03 in seven GS July 4-Aug. 7, longest losing streak of career (39 ER, 35.0 IP).
- Was 6-0, 2.12 in seven GS May 27-June 29 (51.0 IP, 12 ER), incl. winning six-straight starts May 27-June 24.
- Six games matched longest winning streak of his career (third time, last done: May 24-June 19, 2002).
- Named AL Pitcher of the Month in June (5-0, 2.05) with one no-decision...was first career POM Award.
- Became just second Mariner ever with a 6-game winning streak and a 6-game losing streak in the same season (Honeycutt, 1980).
- Tossed complete-game win June 8 (#1) at New York Mets, a 13-1 win...lone run was a solo HR in 4th (Floyd).

PERSONAL: Freddy Antonio Garcia...resides in Baruta, VZ...played for the Miranda Junior team in 1993.

CAREER: Is 4th on the Mariners all-time win list with 72 wins.

1993: Signed by the Houston Astros as a non-drafted free agent.

1994: Spent season pitching for San Pedro de Macoris of the Dominican Summer League...led the club with 68 strikeouts in 85.0 innings.

1995: Won a club-high six games with Gulf Coast.

1996: Won first three starts April 13-25...placed on DL June 29 with a sprained right

GARCIA'S CAREER HIGHS

MOST STRIKEOUTS:

12 — twice; last done 9/11/02 at TEX

LOW HIT, CG:

3 — 8/24/99 vs. DET

LONGEST WINNING STREAK:

6 — 3 times; last done 5/27-6/24/03

LONGEST LOSING STREAK:

6 — 7/4-8/7/03

MOST INNINGS PITCHED:

STARTER:

9.0 — 6 times; last done 6/8/03 vs. NY (NL)

RELIEVER:

3.0 — 8/18/00 at CLE

GARCIA (continued)

shoulder...was activated in mid-August but quickly returned to DL with a right elbow sprain.

1997: Innings pitched total was second in the F.S.L. and was fifth in the league in ERA and complete games.

1998: Was a combined 10-8 pitching with three clubs, including a combined 4-1, 3.64 mark at triple-A New Orleans and Tacoma in seven starts...began the season with double-A Jackson...was second in the Texas League in ERA, opposing batting average against (.215) and strikeouts per nine-innings pitched (8.67) and fourth in fewest runners allowed per nine-innings pitched (11.92)...promoted to triple-A New Orleans July 19...finished with almost a 3:1 strikeout to walks ratio with the Rainiers, striking out 30 while walking 13...experienced minor tendinitis in right elbow near end of season...spent one month at Arizona Instructional League and pitched with Magallanes in the Venezuelan winter league, appearing in 15 games...tabbed as No. 2 prospect in Mariners organization by Baseball America.

1999: Finished second in AL Rookie of the Year balloting...tied a club record for wins by a rookie with 17 (Mark Langston and Dave Fleming)...led club in wins, strikeouts and games started...led AL rookie pitchers in wins, ERA, games started, strikeouts, winning percentage, and opponents batting average against (.263)...ranked among the league leaders in wins (5th tied), strikeouts (7th), winning percentage (.680, 4th) and ERA (9th)...pitched five or more innings in 30 of his 33 starts; worked through the fifth in all 15 starts after the All-Star break...was 8-3 after the All-Star break with a 2.97 ERA in 100 innings with 97 strikeouts and only 39 walks...club won 19 of his 33 starts...won in his first two games in the Majors, defeating the White Sox 7-3 on April 7 in his ML debut and the A's 6-3 on April 12, allowing just 5 runs over 12.1 innings...struck out as a pinch-hitter July 11 at LA...was first Mariner to record a win at Safeco Field, when he won 9-1 on July 17, giving up only one run in eight strong innings of work vs. San Diego...pitched first career complete game shutout, 5-0 Aug. 24 vs. Detroit, striking out a season-best 12 and walking only one.

2000: Had strong second half after missing almost three months with a stress fracture in right tibia...made four starts in April, going 2-1, 7.00...left in 3rd inning April 21 and was placed on the disabled list April 22 with a stress fracture in right tibia...made three rehab starts, two with single-A Everett, one with triple-A Tacoma...reinstated from DL July 7 and got no-decision in Seattle's 3-2 loss vs. Los Angeles (6.0 IP, 2 ER)...had 2.51 ERA in July (32.1 IP, 9 ER), the third-lowest in the AL, but was just 1-0 with four no-decisions...made first career relief appearance Aug. 18 in Detroit with three scoreless innings (1 H, 1 BB, 2 K)...won four consecutive starts, Sept. 2-17, going 4-0 with a 1.53 ERA (29.1 IP, 5 ER); all five runs allowed came on solo home runs...was 5-1, 2.97 in 6 starts in Sept. (39.1 IP, 13 ER)...held opponents to a .216 batting average (46x213) with runners on base, seventh in the AL; just 3 of 16 home runs allowed came with runners on base.

2001: Set career-highs in wins (18), ERA (3.05) and innings pitched (238.2), while leading the AL in ERA...just second Mariner ever to lead the AL in ERA (Randy Johnson, 1995)...also led the AL in innings pitched, the first Mariner to ever lead the AL in innings, and opponents batting average against (.225)...tied for 8th in the AL with 163 strikeouts...was Mariners Opening Day starter, the first right-hander to start for Seattle in 10 years (Erik Hanson, 1991)...started season 6-0, 4.06 in first 12 starts, his longest career winning streak...lost for first time on June 9, 6-3 vs. San Diego becoming the Majors last Opening Day starter to lose...threw complete-game shutout July 1 in Anaheim, a 5-0 win (8 H, 2 BB, 2 K)...tossed 13-0 complete-game shutout July 6 in LA (4 H, 1 BB, 5 K), becoming first Mariner with consecutive complete game shutouts since Randy Johnson July 11 & 16, 1998...was 10-1 in first-half...named to AL All-Star team, his first All-Star appearance; pitched scoreless inning & got 5-1 win in the Midsummer Classic at Safeco Field, the first Mariner to win an All-Star Game...won first start of second half, July 14 vs. San Francisco, his fifth consecutive win; went 5-0, 1.33 in 6 GS June 15-July 14...lost consecutive starts for the first time in his career, July 19 at Kansas City (6-3) and July 24 vs. Kansas City (6-1)...won 6-2 Aug. 15 in Boston, his 40th career win, becoming fastest Mariner to 40 wins (79 games)...tied career-high with 17th win in 4-0 complete-game shutout Sept. 18 vs. Anaheim, a career-best three-hitter (1 BB, season-high 9 K); became first ML starting pitcher since Brett Tomko in 1998 to record wins in consecutive team games & first Mariners to win consecutive team games since Bill Risley in 1994...set

GARCIA (continued)

career-high with win #18, 5-3 vs. Oakland Sept. 28; 18 wins tied the club record for a right-handed pitcher (Erik Hanson, 1990).

2002: Was Mariners Opening Day starter for second consecutive year, becoming first pitcher since Randy Johnson (1992-1995) to make consecutive Opening Day starts for Seattle and first righty to make consecutive Opening Day starts since Mike Moore (1984-1986); lost opener 6-5 vs. Chicago...5-2 win May 29 at Tampa Bay was career win #50, becoming fourth-fastest active pitcher to 50 wins (73 decisions)...won six straight starts May 24-June 19, going 6-0, 1.69 (48.0 IP, 9 ER); six-game win streak matched his career-best...was 11-5, 3.44 at the All-Star break; 11 wins at break tied for second-most ever by a Mariner (Randy Johnson, 1997), and tied for most ever by a Mariner righty (Aron Sele, 2000)...named to AL All-Star team and pitched final two innings (2.0,2.0,0.0,3) in 7-7, 11-inning tie...matched career-high with 12 strikeouts (7.1 IP) but got a no-decision in a 4-3 loss at Texas Sept. 11; was his lone 10+K game of the season...finished with 16 wins, joining Randy Johnson as only two Mariners with three seasons of 16 or more wins...had a career-high 181 strikeouts and allowed career-high 30 home runs...Mariners were 23-11 in his 34 starts.

POSTSEASON EXPERIENCE: Was 2-0, 3.60 in three postseason starts in 2000, including 2-0, 1.54 in 2 ALCS starts...started Game 1 of the ALDS in Chicago & got ND in Seattle's 7-4 10-inning win (3.1,6,4,4,3,2)...won Game 1 of ALCS in New York 2-0 with 6.2 shutout innings (3 H, 2 BB, 8 K)...won Game 5 of ALCS in Seattle, 6-2 (5.0,7,2,2,2,3)...made 3 starts in 2001 postseason, going 1-2, 3.79 (19.0 IP, 8 ER)...was 1-1, 3.86 in ALDS vs. Cleveland; started Games 1 & 4...won Game 4 of ALDS in Cleveland, 6-2...was 0-1 in one ALCS start vs. New York, losing Game 2, 3-2 in Seattle.

AWARDS: All-Star Games: 2001, 2002...AL Pitcher of the Month, June 2003...voted Mariners co-Pitcher of Year in 2001 by Seattle chapter of BBWAA.

GARCIA'S PLAYING RECORD

YEAR	CLUB	W-L	ERA	G	GS	CG	SHO	SV	IP	H	R	ER	HR	BB	SO
1995	Gulf Coast	6-3	4.47	11	11	0	0	0	58.1	60	32	29	2	14	58
1996	Quad City	5-4	3.12	13	13	0	0	0	60.2	57	27	21	3	27	50
1997	Kissimmee	10-8	2.56	27	27	5	2	0	179.0	165	63	51	6	48	131
1998	Jackson	6-7	3.24	19	19	2	0	0	119.1	94	48	43	8	58	115
	New Orleans	1-0	3.14	2	2	0	0	0	14.1	14	5	5	2	1	13
	Tacoma	3-1	3.86	5	5	0	0	0	32.2	30	14	14	6	13	30
1999	SEATTLE	17-8	4.07	33	33	2	1	0	201.1	205	96	91	18	90	170
2000	SEATTLE	9-5	3.91	21	20	0	0	0	124.1	112	62	54	16	64	79
	Everett#	0-0	4.50	2	2	0	0	0	10.0	11	5	5	1	2	15
	Tacoma#	1-0	2.57	1	1	0	0	0	7.0	5	2	2	2	2	11
2001	SEATTLE	18-6	3.05	34	34	4	3	0	238.2	199	88	81	16	69	163
2002	SEATTLE	16-10	4.39	34	34	1	0	0	223.2	227	110	109	30	63	181
2003	SEATTLE	12-14	4.51	33	33	1	0	0	201.1	196	109	101	31	71	144
ML Totals		72-43	3.97	155	154	8	4	0	989.1	939	465	436	111	357	737

BATTING	AVG.	AB	R	H	2B	3B	HR	RBI	HB	BB	SO	SAC
Career	.280	25	0	7	1	0	0	2	0	0	6	8
Last Hit — 6/8/03 at NYM												
Last Home Run — None												

ALL-STAR GAME

YEAR	CLUB, SITE	W-L	ERA	G	GS	CG	SH	SV	IP	H	R	ER	HR	BB	SO
2001	AL, Seattle	1-0	0.00	1	0	0	0	0	1.0	0	0	0	0	0	0
2002	AL, Milwaukee	0-0	0.00	1	0	0	0	0	2.0	2	0	0	0	0	3
ASG Totals		1-0	0.00	2	0	0	0	0	3.0	2	0	0	0	0	3

DIVISION SERIES

YEAR	CLUB, OPP	W-L	ERA	G	GS	CG	SH	SV	IP	H	R	ER	HR	BB	SO
2000	SEA vs. CHI	0-0	10.80	1	1	0	0	0	3.1	6	4	4	1	3	2
2001	SEA vs. CLE	1-1	3.86	2	2	0	0	0	11.2	13	6	5	1	3	13
DS Totals		1-1	5.40	3	3	0	0	0	15.0	19	10	9	2	6	15

LEAGUE CHAMPIONSHIP SERIES

YEAR	CLUB, OPP	W-L	ERA	G	GS	CG	SH	SV	IP	H	R	ER	HR	BB	SO
2000	SEA vs. NY	2-0	1.54	2	2	0	0	0	11.2	10	2	2	0	4	11
2001	SEA vs. NY	0-1	3.68	1	1	0	0	0	7.1	7	3	3	0	4	6
LCS Totals		2-1	2.37	3	3	0	0	0	19.0	17	5	5	0	8	17

DETAILED BREAKDOWN

2004 MARINERS

2003						CAREER						CAREER BY BALLPARK							
W-L-S	ERA	G	IP	H	ER	W-L-S	ERA	G	IP	H	ER	W-L-S	ERA	G	IP	H	ER		
3-0-0	1.17	4	30.2	24	4	Anaheim	10-2-0	2.37	16	117.2	97	31	Angel Stadium	5-1-0	2.90	10	71.1	66	23
0-2-0	2.57	2	14.0	11	4	Baltimore	3-4-0	3.21	7	47.2	42	17	Camden Yards	1-2-0	2.11	3	21.1	20	5
1-0-0	3.55	2	12.2	10	5	Boston	5-2-0	4.12	10	63.1	57	29	Fenway Park	2-1-0	4.22	5	32.0	27	15
1-1-0	9.39	2	7.2	10	8	Chicago	5-4-0	4.50	10	60.0	61	30	U.S. Cellular Field	3-1-0	4.40	5	30.2	27	15
0-2-0	3.38	3	18.2	21	7	Cleveland	3-3-0	3.51	9	56.1	55	22	Jacobs Field	2-2-0	3.90	5	30.0	32	13
1-0-0	3.86	1	7.0	4	3	Detroit	4-3-0	4.06	9	62.0	59	28	Comerica Park	0-2-0	6.50	3	18.0	22	13
1-2-0	7.11	3	19.0	20	15	Kansas City	4-6-0	5.84	12	69.1	89	45	Kauffman Stadium	2-3-0	6.82	6	33.0	50	25
1-0-0	10.24	2	9.2	14	11	Minnesota	3-0-0	4.12	6	39.1	39	18	Metrodome	1-0-0	8.27	3	16.1	21	15
0-1-0	30.38	1	2.2	7	9	New York	4-2-0	4.46	6	40.1	29	20	Yankee Stadium	3-0-0	4.35	3	20.2	15	10
0-2-0	5.40	2	11.2	12	7	Oakland	5-6-0	6.02	15	86.2	90	58	Network Associates Col.	2-2-0	4.17	6	36.2	29	17
—	—	—	—	—	—	Seattle	—	—	—	—	—	—	Safeco Field	31-21-0	3.66	68	445.2	410	181
0-1-0	4.63	2	11.2	11	6	Tampa Bay	6-1-0	3.03	11	71.1	65	24	Tropicana Field	3-1-0	4.17	6	36.2	41	37
1-3-0	5.93	5	27.1	30	18	Texas	4-4-0	5.13	15	86.0	99	49	Ballpark in Arlington	1-1-0	5.80	7	40.1	43	17
1-0-0	1.42	1	6.1	4	1	Toronto	5-3-0	5.26	11	63.1	69	37	SkyDome	3-1-0	5.22	5	29.1	29	26
—	—	—	—	—	—	Arizona	0-0-0	1.29	1	7.0	5	1	Bank One Ballpark	0-0-0	1.29	1	7.0	5	1
1-0-0	1.23	1	7.1	7	1	Atlanta	1-0-0	1.23	1	7.1	7	1	Turner Field	—	—	—	—	—	—
—	—	—	—	—	—	Chicago	1-0-0	1.13	1	8.0	5	1	Wrigley Field	—	—	—	—	—	—
—	—	—	—	—	—	Cincinnati	1-0-0	0.00	1	8.0	3	0	Great American Ball Park	—	—	—	—	—	—
—	—	—	—	—	—	Colorado	1-0-0	1.12	1	8.0	6	1	Cors Field	—	—	—	—	—	—
—	—	—	—	—	—	Los Angeles	1-1-0	2.70	3	20.0	14	6	Dodger Stadium	1-1-0	2.57	2	14.0	6	4
1-0-0	1.00	1	9.0	6	1	New York	1-0-0	1.00	1	9.0	6	1	Shea Stadium	1-0-0	1.00	1	9.0	17	1
0-0-0	1.50	1	6.0	5	1	San Diego	4-1-0	1.81	7	49.2	33	10	Qualcomm Stadium	3-0-0	1.23	4	29.1	6	4
—	—	—	—	—	—	San Francisco	1-1-0	7.00	2	9.0	9	7	SBC Park	—	—	—	—	—	—
6-7-0	4.17	15	99.1	95	46	At Home	37-25-0	3.85	78	497.2	470	213	Cinergy Field	1-0-0	0.00	1	8.0	3	0
6-7-0	4.85	17	102.0	101	55	Away	35-18-0	4.08	77	491.2	469	223	Kingdome	6-4-0	5.54	10	52.0	60	32
9-8-0	4.41	19	122.1	118	60	Pre-ASG	41-20-0	4.08	79	500.1	468	227	Tiger Stadium	1-0-0	2.25	1	8.0	6	2
3-6-0	4.67	14	79.0	78	41	Post-ASG	31-23-0	3.85	76	489.0	471	209	—	—	—	—	—	—	—
12-14-0	4.51	33	201.1	196	101	Start	72-42-0	3.98	154	986.1	938	436	—	—	—	—	—	—	—
—	—	—	—	—	—	Relief	0-0-0	0.00	1	3.0	1	0	—	—	—	—	—	—	—
2-3-0	4.21	6	36.1	33	17	In April	13-6-0	4.18	27	161.2	160	75	—	—	—	—	—	—	—
2-3-0	7.22	5	28.2	30	23	May	10-6-0	4.83	21	128.2	121	69	—	—	—	—	—	—	—
5-0-0	2.05	6	44.0	39	10	June	16-5-0	3.27	23	157.0	136	57	—	—	—	—	—	—	—
0-4-0	9.45	5	26.2	41	28	July	6-10-0	4.97	26	164.2	173	91	—	—	—	—	—	—	—
2-2-0	4.28	6	33.2	31	16	August	13-11-0	3.76	30	191.1	186	80	—	—	—	—	—	—	—
1-2-0	1.97	5	32.0	22	7	Sept/Oct	14-5-0	3.10	56	186.0	163	64	—	—	—	—	—	—	—

GARCIA'S CAREER TRANSACTIONS

- Signed by Houston as a non-drafted free agent, Oct. 21, 1993.
- Traded to Seattle with Carlos Guillen (inf) and a PTBNL (John Halama (lhp), Oct. 1, 1998) for Randy Johnson (lhp) by Houston, July 31, 1998.
- On disabled list April 22-July 6, 2000 with stress fracture in right tibia (included rehab assignments with Everett and Tacoma).



EDDIE GUARDADO (18)

POSITION: Pitcher

AGE: 33 **BORN:** 10-2-70 in Stockton, CA

BATS: Right **THROWS:** Left **HEIGHT:** 6-0 **WEIGHT:** 205

ML SERVICE: 9 years, 141 days

CONTRACT STATUS: Signed thru 2004 with club/player options for 2005, 2006.

ACQUIRED: Signed as a free agent Dec. 16, 2003.

2003:

- Finished second in AL in saves and third in games finished (60).
- Did not allow a run in 10 appearances, going 0-0, 0.00 (10.2 IP, 0 ER), April 11-May 9.
- Was 0-0, 1.00 (9.0 IP, 1 ER) with 7 saves, May 15-June 1.
- Converted 24 consecutive save opportunities, Sept. 4, 2002-June 5.
- Named to second consecutive All-Star Game, tossing 0.1 IP at the Midsummer Classic.
- Did not allow a run in 9 of 10 apps, going 0-0, 0.93 (9.2 IP, 1 ER) with 5 saves, July 13-Aug. 4.
- Converted 17 consecutive saves, Aug. 4-Sept. 24.
- Recorded 100th career save, August 4 at Baltimore.

GUARDADO (continued)

- Was 0-0, 0.00 (8.0 IP, 0 ER) with 5 saves, August 10-30.
- Tied season-high 2.0 innings, August 13 vs. Cleveland.
- Made 600th career relief appearance and became fourth Twins pitcher to record 30-plus saves in back-to-back seasons, August 29 at Texas.
- Did not allow a run in 8 appearances, going 1-0, 0.00 (7.2 IP, 0 ER) with 8 saves, Sept. 3-18.
- First-batters faced were 8-59 (.136) with 14 strikeouts.
- Had .207 batting-average-against with left-handers batting .175 (11-63) with 0 homers and right-handers batting .219 (39-178) with 7 homers.

PERSONAL: Edward Adrian Guardado (Gwar-DAH-doe) . . . wife Lisa, sons Niko (12/24/96) and Jakob (2/26/02) . . . Most Valuable Player of Babe Ruth team in 1985 and Legion team in '89 . . . 1989 graduate of Franklin (CA) High School where he played baseball and football . . . all-area and Most Valuable Player of league in baseball and MVP of football team in senior year . . . attended San Joaquin Delta (CA) Junior College . . . brother Danny was infielder at Lewis and Clark College . . . designates time and effort in support of the Boys & Girls Club of the Twin Cities and Stockton, CA and participates in TwinsCare, a ticket program for underprivileged youth.

CAREER:

1991: Complete-game 4-hitter, June 28 vs. Kingsport...pitched no-hitter in final start of season, walking 2 and striking out 10 in 9 innings, winning 5-0, August 26 at Pulaski to earn Twins' Minor League Player of the Week honors...Twins' co-Minor League Player of the Month for August, going 4-1, 0.25 (36 IP, 1 ER) in 5 starts...led league in strikeouts.

1992: Was 2-2, 1.39 (32.1 IP, 5 ER) in June...had 12 strikeouts in complete game shutout, June 16 vs. Rockford...promoted to Visalia, July 26...Twins' Minor League Player of the Week, August 17-23...Twins' Minor League Pitcher of the Month for August...fifth among California League starters in strikeouts per-9-innings (9.18).

1993: Was 2-0, 0.66 (27.1 IP, 2 ER), allowing 19 hits, 8 walks and 23 strikeouts in 4 starts in April...Twins' Minor League Player of Week, May 9-16...allowed just 1 walk in last 6 starts (41 IP) while striking out 39...did not walk a batter in 6 of 10 starts...didn't allow more than 2 earned runs in game...allowed 7.3 hits and 1.38 walks per-9-innings ...had .221 batting-average-against...tied for second in league in shutouts...purchased June 8...was no-decision in major league debut, June 13 at Oakland...first major league win, July 4 vs. Milwaukee...lost last 4 decisions, August 19-Sept. 14...was 3-8, 6.08 (87.1 IP, 59 ER) in 16 starts and 0-0, 7.36 (7.1 IP, 6 ER) in 3 relief appearances.

1994: Complete-game 2-hitter, May 25 vs. Tucson...recalled June 30...career-high 7.2 innings, July 7 vs. Toronto...optioned July 23...Pacific Coast League Pitcher of the Week, July 31-August 6...was 4-1 in 8 starts after option...had .290 batting-average-against with lefthanders hitting .309 with 2 home runs and righties .287 with 21 homers...tied for second in league in wins and was third in home runs allowed (23).

1995: Career-high 6 strikeouts in first start of season, May 23 at Detroit...season-high 7 innings pitched, May 27 vs. Texas...lost first 7 decisions, May 16-July 13...retired 12 of 13 hitters in relief in first win, July 15 at New York...career-high 3-game win-streak, August 28-Sept. 2...first major league save, Sept. 1 vs. Milwaukee...had 3 wins and 2 saves in 5 appearances, August 28-Sept. 4...first-batters-faced in relief were 10-40 (.250)...stranded 26 of 40 (65%) inherited runners...was 4-4, 3.86 (70 IP, 30 ER) with 2 saves, allowing 64 hits, 30 walks and 60 strikeouts in 46 relief appearances and 0-5, 9.28 (21.1 IP, 22 ER), allowing 34 hits, 14 walks and 10 strikeouts in 5 starts...had .280 batting-average-against with lefties hitting .223 with 2 homers and righties .309 with 11 home runs.

1996: Did not allow run in 9 appearances, April 28-May 16...was 1-0, 1.69 (21.1 IP, 4 ER) with 2 saves in 20 games, lowering ERA from 6.14 to 3.75, April 28-June 8...tied career-high 3-game win-streak, May 8-June 2...had .228 batting-average-against with lefties

GUARDADO's CAREER HIGHS

MOST STRIKEOUTS:

6 — 5/23/95 at DET (with MIN)

LOW-HIT GAME:

none

LONGEST WINNING STREAK:

7 — 4/5-9/2/01 (with MIN)

LONGEST LOSING STREAK:

13 — 9/14/93-7/13/95 (with MIN)

MOST INNINGS PITCHED:

STARTER:

7.2 — 7/7/94 vs. TOR (with MIN)

RELIEVER:

5.2 — 9/1/93 vs. CLE (with MIN)

GUARDADO (continued)

hitting .198 with 2 homers and righties .250 with 10 home runs...first-batters-faced were 12-74 (.162) with 5 walks and 20 strikeouts...stranded 40 of 58 (69%) inherited runners, including 15 of last 17...converted 4 of 7 (57%) save opportunities...averaged 9.04 strikeouts per-9-innings...established career-highs in wins, games, saves and strikeouts...tied for major league lead and second on Twins' all-time list for games in a season.

1997: Season-high 3 strikeouts, May 17 vs. Boston...did not allow a run in 14 appearances, May 17-June 26...first career ejection (for hit batter), June 26 vs. Chicago...did not allow a home run in 26 games, July 6-Sept. 9...second 3-strikeout game of season, July 12 vs. Cleveland...converted only save opportunity, July 17 at Seattle...was 0-1, 1.45 (18.2 IP, 3 ER) with one save in 22 games lowering ERA from 4.21 to 3.12, July 17-Sept. 9...season-high 3.2 innings, July 24 vs. Kansas City...had .251 batting-average-against with lefthanders hitting .250 with 4 homers and righthanders .252 with 3 homers...first-batters-faced were 15-62 (.242) with 5 walks and 20 strikeouts...stranded 40 of 57 (70%) inherited runners...established career-best in ERA...led club in games and strikeouts per-9-innings (10.57) and was third in games finished (20).

1998: Was 1-0, 1.84 (14.2 IP, 3 ER) in 17 games, August 28-Sept. 27...second career ejection for arguing balls and strikes, Sept. 15 vs. Seattle...was 0-4 in save opportunities...had .265 batting-average-against with lefthanders hitting .206 with 5 homers...averaged 7.26 strikeouts per-9-innings...led club in games...first-batters-faced were 13-68 (.191)...stranded 46 of 77 (60%) inherited runners...was fourth in league in games.

1999: Disabled with strained ulnar collateral ligament in left elbow, May 24-June 28...began rehab assignment at New Britain, June 22...did not allow a run in 11 appearances (8.0 IP), Aug. 13-Sept. 2...did not allow a home run in final 24 appearances, Aug. 13-Oct. 2...had .222 batting-average-against with lefthanders hitting .176 with 2 homers and righthanders .258 with 4 homers...averaged 9.37 strikeouts per-9-innings...first-batters-faced were 9-54 (.167)...stranded 43 of 54 (80%) inherited runners.

2000: Was 2-1, 1.25 (21.2 IP, 3 ER) with 3 saves in 27 appearances, May 2-June 27...did not walk a batter in 11 appearances (12.0 IP), June 18-July 9...was 9x11 (82%) in save opportunities...had .238 batting-average-against with lefthanders going 25-88 (.284) with 5 homers and righthanders 30-143 (.210) with 9 homers...averaged 7.59 strikeouts per-9 innings...first-batters-faced were 14-64 (.219)...stranded 35 of 49 (71%) inherited runners.

2001: Had career-high 7-game win-streak, April 5-Sept. 2...disabled with medial meniscus tear in left knee, June 5-20...had successful surgery on left knee, June 6...was 1-0, 0.00 (8.0 IP, 0 ER) with one save in 8 appearances, June 20-July 7...did not allow a run in 13 consecutive appearances (13.1 IP), July 21-August 17...was 0-1, 2.57 (7.0 IP, 2 ER) with 8 saves, Sept. 8-October 7...500th career appearance, Sept. 25 at Chicago.

2002: Led AL with career-high 45 saves and was third in games finished (62)...converted first 14 save opportunities, going 0-1, 1.89 (19.0 IP, 4 ER) in 19 appearances, April 1-May 15...did not allow a run in 11 appearances (11.0 IP), April 12-May 6...tied season-high 3 strikeouts, April 18 vs. Kansas City...was 1-0, 0.64 (14.0 IP, 1 ER) with 8 saves in 13 appearances, May 26-June 24...did not allow a run in 8 appearances, July 14-August 2...season-high 2.0 innings, May 30 vs. Anaheim...named to first All-Star team, July 9 at Milwaukee...was 0-0, 0.00 (9 IP, 0 ER) with 7 saves, July 14-August 9...did not allow a run in 7 of 8 appearances, Sept. 9-28...recorded 43rd save becoming Twins' All-Time leader for saves in a season, Sept. 18 at Detroit...first-batters faced were 14x65 (.215) with 17 strikeouts...had .215 batting-average-against with lefthanders batting .263 (15-57) with one homer and righthanders batting .200 (38-190) with 8 homers.

POSTSEASON EXPERIENCE: Has three saves in five postseason games...had one save in 2002 ALDS vs. Oakland, going 0-0, 13.50 in two games...saved Game #1 of 2002 ALCS vs. Anaheim in lone appearance during the series...had one save in two games during 2003 ALDS vs. New York.

AWARDS: All-Star Game: 2002, 2003... won Joseph W. Haynes Award as Twins' Pitcher of the Year in 2002... Hilton Smith Legacy Award from the Negro Leagues Baseball Museum in 2002.

GUARDADO'S PLAYING RECORD

YEAR	CLUB	W-L	ERA	G	GS	CG	SH	SV	IP	H	R	ER	HR	BB	SO
1984	Geneva	9-3	1.89	14	14	5	2	0	104.2*	59	27	22	5	31	120*
1991	Elizabethton	5-4	1.86	14	13	3	1	0	92.0	67	30	19	5	31	106
1992	Kenosha	5-10	4.37	18	18	2	1	0	101.0	106	57	49	5	30	103
	Visalia	7-0	1.64	7	7	1	1	0	49.1	47	13	9	1	10	39
1993	Nashville	4-0	1.24	10	10	2	2	0	65.1	53	10	9	1	10	57
	MINNESOTA	3-8	6.18	19	16	0	0	0	94.2	123	68	65	13	36	46
1994	MINNESOTA	0-2	8.47	4	4	0	0	0	17.0	26	16	16	3	4	8
	Salt Lake	12-7	4.83	24	24	2	0	0	151.0	171	90	81	23	51	87
1995	MINNESOTA	4-9	5.12	51	5	0	0	2	91.1	99	54	52	13	45	71
1996	MINNESOTA	6-5	5.25	83	0	0	0	4	73.2	61	45	43	12	33	74
1997	MINNESOTA	0-4	3.91	69	0	0	0	1	46.0	45	23	20	7	17	54
1998	MINNESOTA	3-1	4.52	79	0	0	0	0	65.2	66	34	33	10	29	53
1999	MINNESOTA	2-5	4.50	63	0	0	0	2	48.0	37	24	24	6	25	50
	New Britain	0-0	1.93	3	0	0	0	0	4.2	3	1	1	0	0	5
2000	MINNESOTA	7-4	3.94	70	0	0	0	9	61.2	55	27	27	14	25	52
2001	MINNESOTA	7-1	3.51	67	0	0	0	12	66.2	47	27	26	5	23	67
2002	MINNESOTA	1-3	2.93	68	0	0	0	45	67.2	53	22	22	9	18	70
2003	MINNESOTA	3-5	2.89	66	0	0	0	41	65.1	50	22	21	7	14	60
ML Totals		36-47	4.50	639	25	0	0	116	697.2	662	362	349	99	268	605

2004 MARINERS

ALL-STAR GAME

YEAR	CLUB, SITE	W-L	ERA	G	GS	CG	SH	SV	IP	H	R	ER	HR	BB	SO
2002	AL, Milwaukee	0-0	0.00	1	0	0	0	0	0.2	0	0	0	0	0	2
2003	AL, Chicago	0-0	27.00	1	0	0	0	0	0.1	2	1	1	0	0	0
ASG Totals		0-0	9.00	2	0	0	0	0	1.0	2	1	1	0	0	2

DIVISION SERIES

YEAR	CLUB, OPP	W-L	ERA	G	GS	CG	SH	SV	IP	H	R	ER	HR	BB	SO
2002	MIN vs. OAK	0-0	13.50	2	0	0	0	1	2.0	5	3	3	1	1	1
2003	MIN vs. NY	0-0	9.00	2	0	0	0	1	2.0	5	2	2	1	0	2
DS Totals		0-0	11.25	4	0	0	0	2	4.0	10	5	5	2	1	3

CHAMPIONSHIP SERIES

YEAR	CLUB, OPP	W-L	ERA	G	GS	CG	SH	SV	IP	H	R	ER	HR	BB	SO
2002	MIN vs. ANA	0-0	0.00	1	0	0	0	1	1.0	0	0	0	0	1	2

DETAILED BREAKDOWN

2003						CAREER						CAREER BY BALLPARK							
W-L-S	ERA	G	IP	H	ER	W-L-S	ERA	G	IP	H	ER	W-L-S	ERA	G	IP	H	ER		
1-0-0	0.00	3	2.1	0	0	Anaheim	4-4-6	4.71	38	49.2	45	26	Angel Stadium	1-2-3	4.73	19	26.2	23	14
0-0-1	0.00	2	2.0	1	0	Baltimore	0-3-2	6.39	37	43.2	50	31	Camden Yards	0-1-1	5.23	18	20.1	19	12
0-0-1	6.00	3	3.0	4	2	Boston	1-3-3	4.17	39	36.2	40	17	Fenway Park	0-2-2	3.57	21	22.2	29	9
1-1-5	3.12	8	8.2	4	3	Chicago	3-3-12	3.83	45	47.0	32	20	U.S. Cellular Field	0-3-2	5.32	19	22.0	16	13
0-1-6	1.93	9	9.1	3	2	Cleveland	5-4-12	3.50	64	67.2	61	27	Jacobs Field	2-3-8	3.82	31	33.0	30	14
1-0-7	4.00	9	9.0	11	4	Detroit	2-2-16	4.03	40	44.2	42	20	Comerica Park	2-1-9	3.24	16	16.2	16	6
0-1-1	4.50	5	4.0	4	2	Kansas City	1-5-11	4.50	59	68.0	69	34	Kauffman Stadium	0-3-7	6.21	32	37.2	42	26
—	—	—	—	—	—	Minnesota	—	—	—	—	—	—	Metrodome	22-19-57	4.34	326	342.1	317	165
0-0-0	0.00	1	1.0	0	0	New York	3-6-1	5.19	41	52.0	50	30	Yankee Stadium	3-1-0	4.23	18	27.2	21	13
0-0-6	3.00	6	6.0	5	2	Oakland	4-5-11	3.75	52	57.2	50	24	Network Assoc. Coliseum	2-3-5	2.70	26	30.0	19	9
0-0-2	0.00	3	3.0	2	0	Seattle	2-1-6	5.50	41	34.1	37	21	Safeco Field	0-0-2	1.93	7	4.2	3	1
0-0-1	0.00	2	3.0	2	0	Tampa Bay	2-1-5	2.70	22	23.1	12	7	Tropicana Field	0-1-1	4.50	9	10.0	7	5
0-1-4	2.08	5	4.1	4	1	Texas	3-5-11	5.09	46	53.0	57	30	Ballpark in Arlington	1-3-6	6.27	22	18.2	23	13
0-1-2	3.38	3	2.2	1	1	Toronto	2-2-5	4.60	37	45.0	43	23	SkyDome	2-1-5	4.50	17	20.0	21	10
0-0-1	0.00	1	1.0	0	0	Arizona	0-0-1	0.00	1	1.0	0	0	Bank One Ballpark	—	—	—	—	—	
—	—	—	—	—	—	Atlanta	0-0-0	0.00	2	2.0	0	0	Turner Field	—	—	—	—	—	
—	—	—	—	—	—	Chicago	0-0-0	4.15	6	4.1	4	2	Wrigley Field	0-0-0	4.50	3	2.0	2	1
—	—	—	—	—	—	Cincinnati	1-0-0	3.68	8	7.1	4	3	Great American Ball Park	—	—	—	—	—	
0-0-1	0.00	1	1.0	1	0	Colorado	0-0-1	0.00	1	1.0	1	0	Coors Field	—	—	—	—	—	
—	—	—	—	—	—	Florida	0-0-1	0.00	1	1.0	0	0	Pro Players Stadium	—	—	—	—	—	
—	—	—	—	—	—	Houston	0-1-2	0.00	4	3.2	1	0	Minute Maid Park	0-0-2	0.00	2	1.1	1	0
0-0-1	0.00	2	2.0	1	0	Milwaukee	2-1-6	5.93	29	41.0	49	27	Miller Park	0-0-2	3.80	4	5.0	6	2
—	—	—	—	—	—	Philadelphia	0-0-1	0.00	2	2.0	2	0	Veterans Stadium	0-0-1	0.00	2	2.0	2	0
—	—	—	—	—	—	Pittsburgh	1-0-0	3.60	5	5.0	5	2	PNC Park	—	—	—	—	—	
—	—	—	—	—	—	St. Louis	0-1-1	2.45	6	3.2	2	1	Busch Stadium	0-1-0	3.66	4	2.1	2	1
0-0-0	27.00	1	1.0	4	3	San Diego	0-0-0	27.00	1	1.0	4	3	Qualcomm Stadium	0-0-0	27.00	1	1.0	4	3
0-2-4	2.00	2	2.0	1	0	San Francisco	0-2-4	2.00	2	2.0	1	1	Pac Bell Park	0-0-2	4.50	2	2.0	1	1

DETAILED BREAKDOWN

2003					CAREER					CAREER BY BALLPARK									
W-L-S	ERA	G	IP	H	ER	W-L-S	ERA	G	IP	H	ER	W-L-S	ERA	G	IP	H	ER		
2-2-22	1.75	35	36.0	25	7	At Home	22-19-57	4.34	326	342.1	317	165	Arlington Stadium	0-0-0	3.60	1	5.0	3	2
1-3-19	4.30	31	29.1	25	14	Away	14-28-59	4.66	313	355.1	345	184	Astrodome	0-1-0	6.00	2	2.1	0	0
1-4-20	3.75	36	36.0	31	15	Pre-ASG	21-27-55	4.42	326	356.1	336	175	Cinergy Field	0-0-0	7.40	4	3.2	2	3
2-1-21	1.84	30	29.1	19	6	Post-ASG	15-20-61	4.59	313	341.1	326	174	County Stadium	0-1-0	8.00	11	18.0	27	16
—	—	—	—	—	—	Start	3-15-0	6.95	25	125.20	169	97.0	Kingdome	1-0-1	2.20	10	8.1	7	2
3-5-41	2.89	66	65.1	50	21	Relief	33-32-116	3.97	614	572.0	493	252	Three Rivers Stadium	0-0-0	0.00	3	3.0	3	0
0-1-7	0.93	10	9.2	5	1	In March/April	5-6-18	4.45	98	89.0	79	44	Tiger Stadium	0-1-0	7.70	9	9.1	15	8
0-0-8	2.08	12	13.0	10	3	May	8-7-15	3.42	102	113.0	101	43							
1-1-5	5.40	11	10.0	12	6	June	3-8-20	4.81	90	103.0	100	55							
0-2-4	5.23	10	10.1	8	6	July	7-11-16	5.27	113	136.2	143	80							
0-1-7	2.38	11	11.1	7	3	August	4-7-18	4.40	121	137.0	129	67							
2-0-10	1.64	12	11.0	8	2	Sept./Oct.	9-8-29	4.94	115	119.0	110	60							

GUARDADO'S CAREER TRANSACTIONS

- Selected by Minnesota in the 21st round of 1990 June draft.
- On disabled list with strained ulnar collateral ligament in left elbow, May 24-June 28, 1999 (includes rehab assignment in New Britain).
- Signed by Seattle as a free agent, Dec. 16, 2003.



DAVE HANSEN (25)

POSITION: Infielder

AGE: 35 **BORN:** 11-24-68 in Long Beach, CA

BATS: Left **THROWS:** Right **HEIGHT:** 6-0 **WEIGHT:** 195

ML SERVICE: 10 years, 125 days

CONTRACT STATUS: Signed thru 2004

ACQUIRED: Traded to Seattle with Kevin Jarvis (rhp), Wiki Gonzalez (c) and Vince Faison (of) from Padres in exchange for Jeff Cirillo (inf), Brian Sweeney (rhp) and cash on January 6, 2004.

2003:

- Made 78 pinch hit appearances and 17 starts.
- Had 129 at-bats against right-handed pitchers, batting .233 (30x129) with one home run; just six at-bats against lefties (3x6/.500) with one home run.
- Batted .385 (13x41) with five RBI during the month of May.
- Made his second career appearance at 2B July 17 vs. AZ.
- Started all four games of a four game series May 23-26 at Arizona, batting .500 (7x14) with three doubles and three RBI in those contests.
- Started nine game at first base and eight games at third base...batted .333 (24x72) with two home runs and 12 RBI in his starts.

PERSONAL: David Andrew Hansen...resides in San Juan Capistrano, CA with his wife, Julie, and their two daughters, Samantha and Allison...graduated from Rowland H.S. in Long Beach, CA in 1986, where he played baseball and football...was named to the All-State team following his senior season...also earned All-Sierra League honors from 1984-86 and All-San Gabriel Valley honors from 1985-86.

CAREER: is ranked 5th all-time with 129 career pinch-hit hits...ranked tied for third among active players with 22 career pinch-hit doubles...tied for 7th all-time with 14 pinch-hit

HANSEN'S CAREER HIGHS

MOST HITS:

4 — 10/1/93 vs. SF (with LA)

MOST HOME RUNS:

1 — 31 times; last done 9/33/03 vs. ARI (with SD)

MOST RBIs:

4 — three times; last done 8/23/01 at FLA (with LA)

MOST STOLEN BASES:

1 — four times; last done 8/15/03 at FLA (with SD)

LONGEST HITTING STREAK:

7 — 7/7-11/ 92 (with LA)

CAREER GRAND SLAMS:

1 — 6/28/93 vs. SF (with LA)

HANSEN (continued)

- home runs.
- 1986:** Made his professional debut at Rookie-level Great Falls, batting .299 in 61 games.
- 1987:** Batted .262 with three home runs and 38 RBI in 132 games with single-A Bakersfield.
- 1988:** Led the Florida State League in hits (149) and RBI (81) at single-A Vero Beach...tied for the league lead in doubles (28) and batted .291, the seventh-best average in the league...led the league in total bases with 210 and tied for lead with nine sacrifice flies...led league third basemen with 383 total chances, 102 putouts, 263 assists and 24 double plays...was named to the Topps' single-A All-Star team.
- 1989:** Spent most of the campaign at double-A San Antonio, batting .297 in 121 games...received a late-season promotion to Albuquerque...led Texas League third basemen with 92 putouts.
- 1990:** Saw first ML action in September and went 1x7 in six games...made ML debut as a pinch-hitter Sept. 16 vs. Cincinnati...collected first ML hit Oct. 3 off San Diego's Eric Show...was a PCL All-Star at Albuquerque, batting .316 with 11 homers and 92 RBI...led league third baseman in fielding percentage (.926), assists (254), total chances (349) and double plays (25).
- 1991:** Played in 53 games in two stints with the Dodgers, hitting .268...was on Dodgers' roster from June 18-July 3 and July 10 through the end of the season...had 10 pinch hits, including his first career home run on July 20 off the Mets' Wally Whitehurst...batted .303 in 68 games at triple-A Albuquerque...was selected as the top defensive third baseman in the Pacific Coast League by Baseball America.
- 1992:** Appeared in 132 games in first full ML season...batted .214 with six homers and 22 RBI...saw action in 108 games at third base, including 98 starts, and led all NL third basemen with a .968 fielding percentage...had a career-high seven-game hitting streak July 7-11, going 10-for-21 (.476) with three RBI...had a pinch-hit homer off Atlanta's Juan Berenguer on June 8.
- 1993:** Batted .362 in 84 games with four home runs and 30 RBI...set the Dodgers' franchise record for most pinch hits in a season with 18, the third-highest total in the NL...was 18x55 as a pinch hitter (.327) with two homers and a league-best 18 RBI...slugged a ninth-inning game-winning pinch-hit grand slam off Mike Jackson June 28 vs. San Francisco...also hit a pinch-hit home run off Florida's Charlie Hough September 5...reached base in eight consecutive pinch-hit appearances June 7-28, going 5x5 with three walks...had his first career four-hit contest Oct. 1 vs. San Francisco.
- 1994:** Saw action in 40 games and went 15x44 (.341)...was 8x31 (.258) as a pinch-hitter and 7x11 (.636) in his four starts...was on the disabled list May 9-28 with a strained right-side abdominal muscle.
- 1995:** Appeared in 100 games for the Dodgers and batted .287 with 10 doubles, one home run and 14 RBI...as a pinch-hitter, he hit .314 (11x35)...opened the season as the starting third baseman.
- 1996:** Was utilized mostly as a pinch-hitter with the Dodgers, seeing action in 80 games, including 58 in a pinch-hitting capacity...hit .256 (11x43) with four RBI as a pinch-hitter...made 10 starts at third base and seven at first base...his start at first base April 24 vs. Houston was the first of his career at that position.
- 1997:** Batting .311 in 90 games with three homers and 21 RBI with Chicago...when he appeared at second base July 30 at Atlanta, it was the first time he played the position in

MOST CAREER PH ALL-TIME

Lenny Harris	181
Manny Mota	150
Smoky Burgess	145
Greg Gross	143
Dave Hansen	129
John Vander Wal	125

MOST PINCH HIT HRs

1	Cliff Johnson	20
2	Jerry Lynch	18
3	John Vander Wal	17
4	Gates Brown	16
	Smoky Burgess	16
	Willie McCovey	16
7	George Crowe	14
	Dave Hansen	14

ACTIVE LEADERS IN CAREER PH 2B

John Vander Wal	33
Lenny Harris	28
Dave Hansen	22
Orlando Merced	22
Greg Norton	16
Mark Sweeney	16

HANSEN (continued)

the Majors...in his 38 starts, he batted .308 (33x107) with 23 walks...went 10x35 as a pinch-hitter (.286) with two doubles, one triple, one home run and two walks...hit his fifth career pinch-hit home run August 11 off Chan Ho Park at Los Angeles...had two sacrifice bunts, both suicide squeezes, July 19 vs. Colorado and September 28 at St. Louis...legged out his first career big league triple Aug. 9 vs. San Diego in his 556th Major League contest...broke up Alex Fernandez's no-hit bid with a one-out infield single in the bottom of the ninth inning April 10 vs. Florida at Wrigley Field.

1998: Batted .253 with 13 doubles, one triple, 11 home runs and 55 RBI in 121 games for the Hanshin Tigers in the Japanese Central League...was tied for fourth in league with six sacrifice flies.

1999: Batted .252 in 100 games with two home runs and 17 RBI with Los Angeles...went 13x48 (.271) with one home run and eight RBI coming off the bench...hit his sixth career pinch-hit home run April 8 with two outs in ninth inning vs. Colorado's Dave Veres...started three games at first base, seven games at third base and two games as a designated hitter.

2000: Hit seven pinch-hit home runs to set a Major League record for most pinch-hit home runs in a season surpassing Johnny Frederick's six pinch-hit homers in 1932 with Brooklyn...set the record with a pinch-hit three-run homer Sept. 12 at Arizona off Curt Schilling to tie the score, 4-4, in the 7th inning.

2001: Batted .236 (33x140) with two home runs and 20 RBI in 92 games...tied for second with Colorado's Greg Norton among National League pinch-hitters with five doubles...tied four others in the NL with nine pinch-hit walks...led all NL pinch-hitters with four intentional walks...ranked sixth among ML pinch-hitters with a .360 OBP (minimum 40 at-bats).

2002: Batted .364 (24x66) with nine RBI from June-August, including .409 (9x22) in July...appeared in the 900th game of his career May 13 vs. New York (NL)...batted .389 (21x54) with four doubles, 11 RBI, five walks and 12 runs scored in 15 starts...broke the Dodgers' franchise record for pinch-hits with his 107th on July 21, eclipsing Manny Mota's mark.

POSTSEASON EXPERIENCE: Went 2x3 in the 1995 Division Series against Cincinnati...saw action in two games of the 1996 Division Series vs. Atlanta, going 0x2.

HANSEN'S PLAYING RECORD

YEAR	CLUB	AVG	G	AB	R	H	2B	3B	HR	RBI	HB	BB	SO	SB-CS	E	OBP
1986	Great Falls	.299	61	204	39	61	7	3	1	36	0	27	28	9-3	7	.381
1987	Bakersfield	.262	132	432	68	113	22	1	3	38	4	65	61	4-2	45	.363
1988	Vero Beach	.291	135	512	68	149	28	6	7	81	4	56	46	2-2	18	.360
1989	San Antonio	.297	121	464	72	138	21	4	6	52	2	50	44	3-2	16	.365
	Albuquerque	.267	6	30	6	8	1	0	2	10	0	2	3	0-0	3	.313
1990	Albuquerque	.316	135	487	90	154	20	3	11	92	3	90	54	9-4	26	.419
	LOS ANGELES	.143	5	7	0	1	0	0	0	1	0	0	3	0-0	1	.143
1991	Albuquerque	.303	68	254	42	77	11	1	5	40	0	49	33	4-3	6	.406
	LOS ANGELES	.268	53	56	3	15	4	0	1	5	0	2	12	1-0	0	.293
1992	LOS ANGELES	.214	132	341	30	73	11	0	6	22	1	34	49	0-2	8	.286
1993	LOS ANGELES	.362	84	105	13	38	3	0	4	30	0	21	13	0-1	3	.465
1994	LOS ANGELES	.341	40	44	3	15	3	0	0	5	0	5	5	0-0	1	.408
1995	LOS ANGELES	.287	100	181	19	52	10	0	1	14	1	28	28	0-0	7	.384
1996	LOS ANGELES	.221	80	104	7	23	1	0	0	6	0	11	22	0-0	1	.293
1997	CHICAGO (NL)	.311	90	151	19	47	8	2	3	21	1	31	32	1-2	7	.429
	Hanshin	.253	121	400	42	101	13	1	11	55	2	42	89	0-0	—	.322
1999	LOS ANGELES	.252	100	107	14	27	8	1	2	17	2	26	20	0-0	3	.404
2000	LOS ANGELES	.289	102	121	18	35	6	2	8	26	0	26	32	0-1	2	.415
	Vero Beach#	.000	3	9	1	0	0	0	0	0	0	1	2	0-0	0	.100
	LOS ANGELES	.236	92	140	13	33	10	0	2	20	0	32	29	0-1	6	.371
2002	LOS ANGELES	.292	96	120	15	35	6	0	2	17	0	14	22	1-0	2	.363
2003	SAN DIEGO	.244	110	135	13	33	4	1	2	15	1	23	25	1-0	1	.359
ML Totals		.265	1084	1612	167	427	74	6	31	199	5	253	292	4-7	42	.365

DIVISION SERIES

YEAR	CLUB, OPP.	AVG.	G	AB	R	H	2B	3B	HR	RBI	HB	BB	SO	SB-CS	E	OBP
1995	LA vs. CIN	.667	3	3	0	2	0	0	0	0	0	0	0	0-0	0	.667
1996	LA vs. ATL	.000	2	2	0	0	0	0	0	0	0	0	0	0-0	0	.000
DS Totals		.400	5	5	0	2	0	0	0	0	0	0	0	0-0	0	.400

DETAILED BREAKDOWN

2003					CAREER					CAREER BY BALLPARK						
AVG	AB	H	HR	RBI	AVG	AB	H	HR	RBI	AVG	AB	H	HR	RBI		
—	—	—	—	—	Anaheim	.250	28	7	0	5	Angel Stadium	.263	19	5	0	3
—	—	—	—	—	Baltimore	.250	4	1	0	1	Camden Yards	.250	4	1	0	1
—	—	—	—	—	Boston	.500	4	2	0	3	Fenway Park	—	—	—	—	—
.000	3	0	0	0	Chicago	.000	3	0	0	0	U.S. Cellular Field	.000	3	0	0	0
.000	3	0	0	0	Cleveland	.000	3	0	0	0	Jacobs Field	.000	3	0	0	0
.000	1	0	0	0	Detroit	.000	1	0	0	0	Comerica Field	—	—	—	—	—
—	—	—	—	—	Kansas City	.143	7	1	0	0	Kauffman Stadium	—	—	—	—	—
.500	2	1	0	1	Minnesota	.500	2	1	0	1	Metrodome	—	—	—	—	—
—	—	—	—	—	New York	—	—	—	—	—	Yankee Stadium	—	—	—	—	—
—	—	—	—	—	Oakland	.143	14	2	0	0	Network Associates Col.	.111	9	1	0	0
.167	6	1	0	1	Seattle	.143	14	2	0	1	Safeco Field	.000	6	0	0	0
—	—	—	—	—	Tampa Bay	.500	2	1	0	0	Tropicana Field	.500	2	1	0	0
—	—	—	—	—	Texas	.182	22	4	0	5	Ballpark in Arlington	.308	13	4	0	4
—	—	—	—	—	Toronto	.000	3	0	0	0	SkyDome	—	—	—	—	—
.435	23	10	1	6	Arizona	.311	74	23	2	12	Bank One Ballpark	.318	44	14	1	9
.100	10	1	0	1	Atlanta	.172	99	17	2	8	Turner Field	.222	27	6	0	4
.333	3	1	1	1	Chicago	.287	94	27	4	11	Wrigley Field	.347	95	33	3	12
.000	4	0	0	0	Cincinnati	.258	89	23	1	14	Great American Ball Park	.000	3	0	0	0
.333	6	2	0	0	Colorado	.277	83	23	5	16	Coors Field	.233	43	10	2	5
.333	9	3	0	0	Florida	.263	80	21	1	11	Pro Player Stadium	.279	43	12	1	10
.000	2	0	0	0	Houston	.244	127	31	3	12	Minute Maid Park	.400	10	4	0	0
.222	9	2	0	1	Los Angeles	.321	28	9	1	3	Dodger Stadium	.260	669	174	11	69
.364	11	4	0	1	Milwaukee	.360	25	9	1	3	Miller Park	.455	11	5	1	2
.125	8	1	0	1	Montreal	.216	97	21	2	12	Olympic Stadium	.170	53	9	2	7
.333	3	1	0	0	New York	.235	98	23	1	8	Shea Stadium	.239	46	11	1	5
.000	5	0	0	0	Philadelphia	.286	112	32	2	15	Veterans Stadium	.302	63	19	1	10
.250	4	1	0	0	Pittsburgh	.307	88	27	0	4	PNC Park	.300	10	3	0	1
.091	11	1	0	0	St. Louis	.322	118	38	2	13	Busch Stadium	.350	60	21	2	12
—	—	—	—	—	San Diego	.283	152	43	1	18	Qualcomm Stadium	.250	116	29	2	12
.333	12	4	0	2	San Francisco	.277	141	39	3	23	SBC Park	.435	23	10	0	6
.176	51	9	2	5	At Home	.254	757	192	13	75	Astrodome	.212	52	11	2	8
.286	84	24	0	10	Away	.275	855	235	18	124	Atlanta-Fulton County	.065	31	2	0	0
.244	90	22	0	11	Pre-ASG	.262	856	224	15	103	Cinergy Field	.315	54	17	1	11
.244	45	11	2	4	Post-ASG	.269	756	203	16	96	County Stadium	.429	7	3	0	0
.500	6	3	1	2	vs. LHP	.197	127	25	2	13	Mile High Stadium	.500	2	1	0	1
.233	129	30	1	13	vs. RHP	.271	1485	402	29	186	3Com Park	.210	62	13	1	5
.263	38	10	0	10	RISP	.260	439	114	8	161	Three Rivers Stadium	.276	29	8	0	2
.667	3	2	0	2	Bases Loaded	.250	40	10	1	24	—	—	—	—	—	—
.164	55	9	0	3	as PH	.252	511	129	14	71	—	—	—	—	—	—
.000	7	0	0	0	as DH	.233	43	10	0	5	—	—	—	—	—	—
.000	1	0	0	0	In March	.000	1	0	0	0	—	—	—	—	—	—
.267	15	4	0	2	April	.263	171	45	4	23	—	—	—	—	—	—
.317	41	13	0	5	May	.251	291	73	5	28	—	—	—	—	—	—
.158	19	3	0	2	June	.252	270	68	6	37	—	—	—	—	—	—
.185	27	5	0	2	July	.288	285	82	4	39	—	—	—	—	—	—
.217	23	5	1	2	August	.258	318	82	5	33	—	—	—	—	—	—
.333	9	3	1	2	Sept/Oct	.279	276	77	7	39	—	—	—	—	—	—

2004 MARINERS

HANSEN'S CAREER TRANSACTIONS

- Selected by Los Angeles in 2nd round of the June, 1986 Draft.
- On disabled list with a strained right-side abdominal muscle, May 9-28, 1994.
- Signed by Chicago (NL) as a free agent January 22, 1997.
- Signed by Hanshin as a free agent in 1998.
- Signed by Los Angeles as a free agent January 11, 1999.
- On disabled list with broken left hand, March 27-April 26, 2001 (includes rehab assignment with Vero Beach).
- Signed by San Diego as a free agent December 10, 2002.
- Traded to Seattle with Kevin Jarvis (rhp), Wiki Gonzalez (c) and Vince Faison (of) from Padres in exchange for Jeff Cirillo (inf), Brian Sweeney (rhp) and cash on January 6, 2004.

SHIGETOSHI HASEGAWA (17)

**POSITION:** Pitcher**AGE:** 35, turns 36 Aug. 1**BORN:** 8-1-68 in Kobe, Japan**BATS:** Right **THROWS:** Right **HEIGHT:** 5-11 **WEIGHT:** 180**ML SERVICE:** 7 years**CONTRACT STATUS:** Signed thru 2005 with club option for 2006**ACQUIRED:** Signed by Seattle as a free agent on Jan. 11, 2002; re-signed Nov. 7, 2002; re-signed Dec. 7, 2003.**2003:**

- His 1.48 ERA (73.0 IP, 12 ER) set a franchise record for a Mariners reliever in a season (prev: 1.51, Charlton, 1995).
- ERA stayed under 1.00 until Sept. 5, when he allowed an ER at Baltimore, raising his ERA to 1.09 from 0.98.
- Named to the American League All-Star Team for the first time (0.2,3,4,4,1,1).
- Scored upon in just 11 of 63 appearances, and stranded 21 of 26 inherited runners.
- Retired 45 of 61 first batters faced.
- Was 16-for-17 in save situations after taking over the closer's role June 21.
- Went 1-3-4 with a 1.27 ERA (28.1 IP, 4 ER) in 23 games against the AL West.
- Had a 0.97 ERA (37.0 IP, 4 ER) in 31 home games; had a 2.00 ERA (36.0 IP, 8 ER) in 32 road games.
- Did not allow a run in first 14.0 innings of work to start the season (10 G).
- Had 12-game scoreless streak April 23-May 29 (13.0 IP).
- Earned first save of season June 21 at San Diego, his first save since April 15, 2002.
- Had club-record 28.2 consecutive shutout innings (25 G) as a reliever from June 3-Aug. 22 (prev: 24.0 IP, Edwin Nunez, 1988).
- Held opponents to a .128 batting average in August (5x39).

PERSONAL: Resides in Newport Beach, CA with his wife, Erie, and their son, Kohto...graduated from Toyodai Himeji H.S. in Japan in 1987...graduated from Ritsumeikan University in Kyoto Japan in 1991...served as a broadcaster for 1998 & 2000 World Series for NHK Television...authored three books, My Way to Study English, Adjustment, along with Ikushima and Self Management.

CAREER: Spent six seasons with Orix Blue Wave in Japan's Pacific League before coming to US in 1997.

1991: Pacific League Rookie of the Year with Orix...recorded 11 complete games and 111 strikeouts...ERA ranked third in Pacific League.

1993: had best season with Orix, going 12-6 mark with 2.71 ERA with nine complete games and 86 strikeouts.

1994: Had eight complete games and one save in 25 appearances.

1995: Had 9 complete games in 24 games with Orix.

1996: Helped Orix win Japan Series in final season in Japan.

1997: Joined Anaheim, becoming fourth Japanese-born player (all pitchers) to appear in ML, joining Hideo Nomo (Los Angeles, 1995), Mac Suzuki (Seattle, 1996) and Masanori Murakami (San Francisco, 1964-65)...was second Japanese-born player to join ML team after playing professionally in Japan's Central or Pacific Leagues (Nomo)...made ML debut as starter April 5 vs. Cleveland, suffering 7-5 setback (4.1,7.5,5.2,2)...registered first ML win, 6-5 April 15 at New York in relief (1 IP, 1 K)...was 3-4, 2.83 ERA in 43 relief appearances...was 0-3, 6.62 in seven starts.

1998: Led AL relievers in wins and innings pitched...ranked sixth in AL in batting average against with men on base (.208, 33x159)...won five straight decisions May 19-Aug.

HASEGAWA'S CAREER HIGHS

MOST STRIKEOUTS:

8 — 9/7/97 at DET (with ANA)

LOW-HIT GAME:

None

LONGEST WINNING STREAK:

5 — 5/19/98-8/4/98 (with ANA)

LONGEST LOSING STREAK:

5 — 4/24/99-8/13/99 (with ANA)

MOST INNINGS PITCHED:**STARTER:**

6.0 — 5/9/97 at MIL (with ANA)

RELIEVER:

6.2 — 8/20/97 vs. NYY (with ANA)

HASEGAWA (continued)

- 4...recorded first ML save, June 4 at Seattle (2 IP, 4 K).
- 1999:** Ranked fourth AL in lowest percentage of inherited runners scored (19.2%; 10x52)...lone start came July 5 vs. Seattle, a 10-0 loss (2.1,6,4,4,2,3), marking first start since Sept. 27, 1997 vs. Texas (no decision).
- 2000:** Established career bests in wins, games and saves...led all AL relievers in innings pitched...had 27.1 consecutive scoreless innings, July 13-Aug. 29...did not allow an earned run in 35 consecutive innings (22 appearances).
- 2001:** Faced Ichiro Suzuki in the ninth inning, April 13 vs. Seattle, marking first time in ML history that a Japanese-born pitcher faced a Japanese-born batter; Ichiro singled to shortstop, but Hasegawa earned the win over Kazuhiro Sasaki, giving two Japanese players a decision in the same game for the first time since July 2, 2000 (Hideo Nomo - win, Mac Suzuki - loss)...placed on 15-day DL, May 20 with sore right shoulder, his first career stint on the DL...made two rehab starts for single-A Rancho Cucamonga...activated June 30.
- 2002:** In first season in Seattle, was 4-1 with a save and 1.01 ERA (35.2 IP, 4 ER) in 27 games prior to All-Star break; was 4-2 with a 5.45 ERA (34.2 IP, 21 ER) after the break...allowed career-low 4 home runs in 70.1 innings pitched...ERA stayed under 1.00 for April and most of May...stranded 26 of 36 inherited runners on the year...allowed first run of the season May 1 at Chicago in his 10th game of the year...won eighth and final game of season Sept. 24 vs. Oakland, tossing 1.2 shutout innings in an 8-7 victory.
- POSTSEASON EXPERIENCE:** Member of 1996 Japan Series Champion Orix Blue Wave.
- AWARDS:** All-Star Game: 2003.

HASEGAWA'S PLAYING RECORD

YEAR	CLUB	W-L	ERA	G	GS	CG	SH	SV	IP	H	R	ER	HR	BB	SO
1991	Orix	12-9	3.55	28	25	11	0	1	185	184	76	73	-	50	111
1992	Orix	6-8	3.27	24	19	4	0	1	143	138	60	52	-	51	86
1993	Orix	12-6	2.70	23	22	9	0	0	160	146	61	46	-	48	86
1994	Orix	11-9	2.65	25	22	8	0	1	156	169	61	46	-	46	86
1995	Orix	12-7	2.89	24	23	9	0	0	171	167	62	55	-	51	91
1996	Orix	4-6	5.32	18	16	2	0	1	88	109	60	52	-	40	55
1997	ANAHEIM	3-7	3.93	50	7	0	0	0	116.2	118	60	51	14	46	83
1998	ANAHEIM	8-3	3.14	61	0	0	0	5	97.1	86	37	34	14	32	73
1999	ANAHEIM	4-6	4.91	64	1	0	0	2	77.0	80	45	42	14	34	44
2000	ANAHEIM	10-5	3.48	66	0	0	0	9	95.2	100	42	37	11	38	59
2001	R. Cucamonga#	0-0	0.00	2	2	0	0	0	2.0	3	1	0	0	0	1
	ANAHEIM	5-6	4.04	46	0	0	0	0	55.2	52	28	25	5	20	41
2002	SEATTLE	8-3	3.20	53	0	0	0	1	70.1	60	26	25	4	30	39
2003	SEATTLE	2-4	1.48	63	0	0	0	16	73.0	62	12	12	5	18	32
Mariners Totals		10-7	2.32	116	0	0	0	17	143.1	122	38	37	9	48	71
ML Totals		40-34	3.47	403	8	0	0	33	585.2	558	250	226	67	218	371

BATTING	AVG.	AB	R	H	2B	3B	HR	RBI	HB	BB	SO	SAC
Career	.000	1	0	0	0	0	0	0	0	0	0	0

Last Hit — None

Last Home Run — None

ALL-STAR GAME

YEAR	CLUB, SITE	W-L	ERA	G	GS	CG	SH	SV	IP	H	R	ER	HR	BB	SO
2003	AL, Chicago (AL)	0-0	54.00	1	0	0	0	0	0.2	3	4	4	1	1	1

DETAILED BREAKDOWN

2003

CAREER

CAREER BY BALLPARK

W-L-S	ERA	G	IP	H	ER	W-L-S	ERA	G	IP	H	ER	W-L-S	ERA	G	IP	H	ER		
1-1-2	2.16	9	8.1	10	2	Anaheim	2-1-2	2.30	14	15.2	13	4	Angel Stadium	17-13-8	3.90	150	242.1	235	165
0-0-2	2.08	3	4.1	6	1	Baltimore	2-1-3	4.02	22	31.1	41	14	Camden Yards	1-1-1	4.60	12	15.2	21	8
0-0-2	1.93	4	4.2	2	1	Boston	1-0-3	1.91	22	28.1	22	6	Fenway Park	1-0-0	1.38	10	13.0	11	2
0-0-0	0.00	3	2.2	1	0	Chicago	1-3-0	2.78	28	45.1	37	14	U.S. Cellular Field	0-3-0	5.01	13	23.1	27	13
0-0-1	1.59	6	5.2	3	1	Cleveland	2-2-3	6.13	27	39.2	52	27	Jacobs Field	1-1-1	5.94	13	16.2	25	11
0-0-0	0.00	2	2.1	1	0	Detroit	2-2-1	2.35	20	30.2	21	8	Comerica Park	0-1-1	3.24	5	8.1	8	3
0-0-1	0.00	2	2.0	1	0	Kansas City	4-1-5	2.58	31	45.1	33	13	Kauffman Stadium	3-1-4	3.00	17	24.0	20	8
0-0-1	5.40	4	5.0	7	3	Minnesota	3-3-2	5.79	22	32.2	44	21	Metrodome	2-0-2	6.00	11	12.0	14	8
0-0-2	0.00	5	5.2	4	0	New York	3-1-4	2.45	27	36.2	30	10	Yankee Stadium	2-1-3	1.04	16	17.1	13	2
0-0-1	0.00	5	5.2	2	0	Oakland	5-4-2	3.16	29	34.0	33	12	Network Associates Col.	1-3-1	3.57	16	17.2	18	7
—	—	—	—	—	—	Seattle	2-4-1	4.57	25	41.1	40	21	Safeco Field	6-5-8	2.49	61	79.2	59	22
1-1-1	4.50	3	4.0	4	2	Tampa Bay	3-2-1	2.84	20	31.2	30	10	Tropicana Field	2-1-0	4.20	10	15.0	19	7
0-2-1	1.26	9	14.1	13	2	Texas	8-4-3	2.75	43	75.1	64	23	Ballpark in Arlington	3-1-2	1.09	21	33.0	26	4
0-0-1	0.00	1	1.0	1	0	Toronto	1-2-2	6.59	24	27.1	37	20	SkyDome	0-1-0	7.11	11	12.2	24	10

DETAILED BREAKDOWN

2003					CAREER					CAREER BY BALLPARK									
W-L-S	ERA	G	IP	H	ER	W-L-S	ERA	G	IP	H	ER	W-L-S	ERA	G	IP	H	ER		
—	—	—	—	—	—	Arizona	0-0-0	5.40	4	5.0	6	3	Bank One Ballpark	0-0-0	5.40	2	1.2	3	1
0-0-0	0.00	2	1.0	1	0	Atlanta	0-0-0	0.00	2	1.0	1	0	Turner Field	—	—	—	—	—	
—	—	—	—	—	—	Chicago	0-0-0	0.00	1	1.0	2	0	Wrigley Field	—	—	—	—	—	
—	—	—	—	—	—	Cincinnati	0-0-0	0.00	2	1.2	1	0	Great American Ball Park	—	—	—	—	—	
—	—	—	—	—	—	Colorado	0-0-0	1.32	8	13.2	11	2	Coors Field	0-0-0	3.60	4	5.0	5	2
—	—	—	—	—	—	Houston	0-0-0	0.00	1	0.2	0	0	Minute Maid Park	0-0-0	0.00	1	0.2	0	0
—	—	—	—	—	—	Los Angeles	0-0-0	2.63	9	13.2	10	4	Dodger Stadium	0-0-0	2.61	6	10.1	8	3
—	—	—	—	—	—	Milwaukee	0-1-0	3.48	4	10.1	9	4	Miller Park	—	—	—	—	—	
0-0-0	0.00	1	1.2	2	0	Montreal	0-0-0	0.00	1	1.2	2	0	Olympic Stadium	—	—	—	—	—	
0-0-0	0.00	1	1.0	1	0	New York	0-0-0	0.00	1	1.0	1	0	Shea Stadium	0-0-0	0.00	2	1.1	1	0
0-0-0	0.00	1	1.0	1	0	Philadelphia	0-0-0	0.00	1	1.0	1	0	Veterans Stadium	0-0-0	0.00	1	1.0	1	0
0-0-1	0.00	2	2.2	2	0	San Diego	0-2-1	4.63	11	11.2	7	6	Qualcomm Stadium	0-0-1	3.18	6	5.2	2	2
—	—	—	—	—	—	San Francisco	1-1-0	4.50	4	8.0	10	4	SBC Park	—	—	—	—	—	
0-2-8	0.97	31	37.0	27	4	At Home	20-16-15	3.59	196	303.2	280	121	Cinergy Field	0-0-0	0.00	2	1.2	1	0
2-2-8	2.00	32	36.0	35	8	Away	20-18-18	3.35	207	282.0	278	105	County Stadium	0-1-0	6.00	1	6.0	7	4
1-0-5	0.77	39	46.2	37	4	Pre-ASG	18-15-9	3.36	218	323.2	318	121	Kingdome	0-0-1	1.42	6	12.2	6	2
1-4-11	2.73	24	26.1	25	8	Post-ASG	22-19-24	3.61	185	262.0	240	105	Tiger Stadium	1-1-0	2.00	6	9.0	4	2
—	—	—	—	—	—	Start	0-4-0	7.18	8	36.1	55	29	—	—	—	—	—	—	
2-4-16	1.48	63	73.0	62	12	Relief	40-30-33	3.23	395	549.1	503	197	—	—	—	—	—	—	
1-0-0	0.51	15	17.2	12	1	In April	7-4-1	4.70	66	88.0	101	46	—	—	—	—	—	—	
0-0-0	1.64	9	11.0	9	2	May	7-4-2	2.97	68	112.0	104	37	—	—	—	—	—	—	
0-0-2	0.71	11	12.2	13	1	June	4-5-3	2.83	66	95.1	88	30	—	—	—	—	—	—	
0-0-5	0.00	8	9.1	7	0	July	7-4-7	2.45	66	95.2	74	26	—	—	—	—	—	—	
0-1-7	1.54	11	11.2	5	2	August	4-5-13	3.00	71	96.0	82	32	—	—	—	—	—	—	
1-3-2	5.06	9	10.2	16	6	Sept/Oct	11-12-7	5.02	66	88.2	109	55	—	—	—	—	—	—	

HASEGAWA'S CAREER TRANSACTIONS

- Selected by Orix in the 1st round of the November, 1990 draft.
- Signed by Anaheim as a free agent, January 9, 1997.
- On disabled list May 20-June 29, 2001 with sore right shoulder (included rehab. assignment with Rancho Cucamonga June 25-27).
- Signed by Seattle as a free agent, January 11, 2002; Re-signed Nov. 7, 2002.
- Re-signed by Seattle as a free agent Dec. 7, 2003.



JEFF HEAVERLO (57)

POSITION: Pitcher

AGE: 26 **BORN:** 1-13-78 in Palo Alto, CA

BATS: Right **THROWS:** Right **HEIGHT:** 6-1 **WEIGHT:** 215

ML SERVICE: None

CONTRACT STATUS: Signed thru 2004

ACQUIRED: Mariners supplemental first round pick (33rd overall) in 1999 June draft; signed by Mariners scout Phil Geisler.

2003:

- Finished second in PCL with 12 losses with Tacoma.
- Was Opening Day starter for Tacoma but lost 3-1 despite allowing one hit in five innings April 4 at Fresno.
- Did not allow more than two runs in any of first three starts but was 0-2, 3.07 in those games (14.2 IP, 5 ER).
- Won consecutive starts April 19-25 for only time during the season.
- On disabled list June 20-July 15 with a strained oblique muscle.
- Was 1-4, 5.25 in 9 starts (48.0 IP, 28 ER) following return from DL.
- Had a .375 ERA at home (60 IP, 25 ER) compared to a 6.93 road ERA (63.2 IP, 49 ER).

PERSONAL: Jeffrey Edward Allen Heaverlo...resides in Moses Lake, WA...graduated from Ephrata (WA) H.S. in 1996...originally drafted by Detroit in 13th round of 1996 draft, but did not sign...attended University of Washington...set single season (127) and career (297) strikeout records...was All-Pac-10 in 1999...father, Dave, pitched with Seattle (1980) as well as the Athletics and Giants.

CAREER:

1999: Began pro career with Everett...was 1-0 with a 2.08 ERA in three games, before being

HEAVERLO (continued)

promoted to Wisconsin on Aug. 20...made three regular season starts for Timber Rattlers...beat Peoria in fifth pro start on Aug. 28 pitching a 7.0 inning CG shutout, allowing four hits while striking out 10...named Midwest League Pitcher of the Week for Aug. 22-28...was 1-1 with a 0.53 ERA in 2 complete game outings in postseason, allowing just five hits in 17.0 IP in the Midwest League playoffs...allowed 2 hits, 1 run, and struck out 9 in CG 7-1 win over Rockford on Sept. 8...lost 2-0 vs. Burlington on Sept. 15, allowing just 3 hits over 8.0 innings, 2 unearned runs and striking out 10...including playoffs, had 3 complete games in first 8 pro outings.

2000: Spent majority of season with Lancaster...tied for the California League lead in wins and was fourth in strikeouts...won first three starts while allowing a total of one earned run in 16.0 IP...was 0-1 in five May starts but rebounded with a 3-2, 4.25 record in June...was 5-1, 3.95 in July and tossed a season-high eight innings on July 8 vs. High Desert...won eight of his final nine decisions with the JetHawks...made two starts with Tacoma in August, finishing with an 0-1, 4.85 mark.

2001: Was named San Antonio's Most Valuable Pitcher by the Mariners organization...led the Texas League with 173 strikeouts, 4 complete games and 4 shutouts...ranked second with a 3.12 ERA and 178.2 innings pitched...named league's Pitcher of the Week June 11-17 after he threw a six-hit shutout with a season-high 11 strikeouts and no walks June 15 at Shreveport; was first of four POW awards...again named POW for July 2-8, going 1-1, 3.14 while striking out 11 in 14 innings of work...named league's POW for July 30-Aug. 5, going 2-0 with a 0.00 ERA (16.0,9,0,0,3,14)...received fourth POW week honor, going 1-0, 0.60 (15.0 IP, 1 ER) allowing 7 hits, walking 4 and striking out 18 in two starts from Aug. 27-Sept.2...named to the league's postseason All-Star Team.

2002: Missed entire season recovering from surgery to repair torn right labrum...had surgery on Feb. 28 performed by Mariners Medical Director Dr. Larry Pedegana.

POSTSEASON EXPERIENCE: None.

HEAVERLO'S PLAYING RECORD

YEAR	CLUB	W-L	ERA	G	GS	CG	SH	SV	IP	H	R	ER	HR	BB	SO
1999	Everett	1-0	2.08	3	0	0	0	0	8.2	5	5	5	1	2	9
	Wisconsin	1-0	2.55	3	3	1	1	0	17.2	15	6	5	1	7	24
2000	Lancaster	14-6	4.22	27	27	0	0	0	155.2	170	84	73	18	52	159
	Tacoma	0-1	4.85	2	2	0	0	0	13.0	14	7	7	2	6	4
2001	San Antonio	11-6	3.12	27	27	4	4	0	178.2	164	75	62	12	40	173
2002															
2003	Tacoma	5-12	5.39	24	24	0	0	0	123.2	150	180	74	8	38	75

injured - did not pitch

HEAVERLO'S CAREER TRANSACTIONS

— Selected by Seattle in the supplemental first round of the June, 1999 draft (33rd selection overall).

MARINERS PITCHERS WHO HAVE BATTED*

DATE	PITCHER	OPP.	OPPOSING PITCHER	INN.	RESULT OF AB
4/24/87	Moore	at Oak.	Rodriguez	9	Reached on FC
4/20/90	Holman	at Oak.	Otto	9	Reached on Error
8/11/90	Schooler	vs. Bos.	Irvine	13	Grounded Out

MARINERS PLAYERS WHO HAVE PITCHED

Date	Player	Opp.	Score	IP	H	R	ER	HR	BB	SO
6/26/83	Castillo	vs. Tor.	9-17	2.2	8	7	7	3	3	2
5/28/00	Mabry	at TB	4-14	0.2	3	2	2	0	1	0

Does not include interleague play.



RAUL IBANEZ (28)

POSITION: Outfielder

AGE: 31, turns 32 June 2

BORN: 6-2-72 in Manhattan, NY

BATS: Left

THROWS: Right

HEIGHT: 6-2

WEIGHT: 200

ML SERVICE: 5 years, 20 days

CONTRACT STATUS: Signed thru 2006

ACQUIRED: Signed as a free agent November 19, 2003.

2003:

- Posted career-highs in games, at-bats (608), runs, hits, walks (49) and stolen bases (10).
- Hit .294 for 2nd straight season, going 179x608 with 95 runs scored, 90 RBI and a team-leading 33 doubles.
- Finished sixth in the AL with a .319 average against right-handed pitchers ...9th in the league with 56 multi-hit games...career-high 10 sacrifice flies, tied for 3rd in the AL.
- Homered in back-to-back games on April 12 and 13...also homered April 10 at Detroit to give him 3 home runs in 4 games.
- Hitting .330 through the end of April with 30 hits and 50 total bases...scored a run in 13 of 24 games and had 12 extra base hits.
- Went 2x3 with 2 solo home runs at Seattle on May 20...was his 2nd career multi-homer game (also at Seattle, July 2, 2002).
- Collected 2 hits in the 6th inning June 17 vs. Minnesota.
- Had 3 RBI vs. Cleveland on July 2 without getting a hit (0x3, walk, sacrifice fly).
- Homered in back-to-back games on July 23 and 24 at Minnesota.
- Tied a career high with 4 hits (3rd time) by going 4x6 July 31 vs. Chicago.
- Batted a team-high .341 (31x91) in July with 4 home runs and 17 RBI.
- Had a season-high 5 RBI vs. Tampa Bay on Aug. 1, hitting a 3-run home run with a bases loaded walk and a sacrifice fly.
- Career-best 13-game hitting streak from Sept. 13-25...went 21x54 (.388) with 6 doubles, 1 home run and 11 RBI.

PERSONAL: Raul Javier Ibanez...resides in Miami, FL with his wife Teryvette and their children: Raul, Jr. (R.J.) (8/29/01) and Sophie Isabella (1/15/04)...graduated from Miami (Fla.) Sunset High School in 1991...attended Miami-Dade Community College and was an all-conference selection in baseball...converted from an outfielder in high school to a catcher in the pros...now back in the outfield... Raul and Teryvette spearheaded the Royals Cookbook which benefits abused and neglected children through the Children's Place.

CAREER:

1992: Started pro career at Tempe.

1993: Began season at Appleton, but was sent to Bellingham on June 16.

1994: Spent season with Appleton...batting average of .312 would have ranked sixth in Midwest League, but he finished 15 plate appearances shy of qualifying...was selected to participate in Midwest League All-Star Game, but was on DL June 4-July 16 with a bruised right shoulder...attended 1994 Arizona Instructional League; batted .303 and led club with three home runs and 17 RBI.

1995: Began season on DL with a fractured left wrist but ended season as Mariners Minor League Player of the Year...drove in 108 runs in just 95 games...activated May 12 and assigned to class-A Riverside in the California League...spent the season with the Pilots and hit .332 (2nd in the Cal League, 5th in all the minors), with 108 RBI (2nd/4th); average led all minor league catchers...slugging percentage was .612 (2nd in Cal League/3rd in

IBANEZ'S CAREER HIGHS

MOST HITS:

4 — 4 times; last done 7/29/00 vs. TOR

MOST HOME RUNS:

1 — 14 times; last done 8/26/00 vs. OAK

MOST RBIs:

4 — 7/17/99 vs. SD

MOST STOLEN BASES:

1 — 6 times; last done 7/07/00 vs. LA

LONGEST HITTING STREAK:

11 — 9/20-29/99

CAREER GRAND SLAMS:

1 — 7/17/99 vs. SD

- minors)...also ranked among Cal League leaders in: triples (9/2nd), total bases (221/T5th) and extra base hits (52/5th)...named Cal League Player of the Week July 16-22...named to Cal League All-Star team...named by Baseball America as single-A All-Star catcher.
- 1996:** Played at three levels in the Mariners organization, including making his ML debut with Seattle...began the season at Tacoma but was 3-for-his-first-19 and was optioned to double-A Port City April 13...hit .368 (28x76) with eight doubles and 13 RBI in 19 games with the Roosters...was promoted back to Tacoma May 3...was recalled by Seattle July 31...made his ML debut Aug. 1 at Milwaukee...fled out as a pinch hitter in the 9th inning of Seattle's 9-2 win...made only start (as the DH) Aug. 7 vs. Cleveland...optioned back to Tacoma Aug. 8...played 109 games in the outfield after spending the previous season as a catcher.
- 1997:** Began season at Tacoma...had season-high 15-game hitting streak July 29-Aug. 27 sandwiched around stop in Majors...hit for the cycle on Aug. 19 vs. Albuquerque (5x5, 2 HR, 7 RBI), the first Tacoma player to hit for the cycle since Marcos Armas did it July 30, 1993...was recalled by Seattle on Aug. 6...collected first ML hit, a triple, and RBI off Doug Drabek in Comiskey Park Aug. 16 (#1)...optioned back to Tacoma on Aug. 16...recalled again by Seattle on Aug. 31...crushed first ML home run, a three-run shot into the Kingdome's third deck in right field Sept. 26 vs. Oakland; was green lit on 3-0 count and tagged upper deck shot off Mike Oquist to pull Seattle within a run (5-4) on Fan Appreciation Night...hit .360 with 7 doubles and 7 HR in 29 games at winter ball in Santurce before shoulder tendinitis cut season short.
- 1998:** Began season on 60-day DL recovering from surgery on a frayed labrum in the right shoulder, an injury that took place during winter ball...reinstated from the 60-day DL and optioned to triple-A Tacoma on June 28...placed on the DL with a bruised right heel on July 7 and reinstated on July 14...made just one error in 42 games (77 chances) in the outfield with Tacoma...recalled to Seattle Aug. 7; first at-bat was a pinch-hit, bases-loaded, go-ahead two-RBI double that night at Detroit...homered Aug. 9 at Detroit...hit second home run of the season Sept. 5 in Seattle off Baltimore's Mike Mussina...hit .271 (19x70) with four doubles and eight RBI in September...played with Santurce over the winter.
- 1999:** Had first full Major League season...used primarily as a pinch hitter and defensive replacement at the beginning of the season...played four different positions, including: catcher (1 game), first base (21 games, 18 starts), left field (22 games, 7 starts) and right field (39 games, 22 starts)...made his first ML appearance at catcher April 13 vs. Texas...was on DL May 18-June 4 w/pinched nerve in neck (rehab at triple-A Tacoma May 26 to June 3)...knocked in game-winning run in 12th inning June 29 at Oakland...set a career-high with three hits July 7 in Anaheim...hit first-career ML grand slam July 17 off San Diego's Reyes; was first grand slam hit at Safeco Field...batted lead-off July 25 for first time in the ML...stroked three hits in Game 2 Aug. 30 at Chicago to match a career-high...played 1B, LF, 1B, RF Sept. 6...was 3x4 with game-ending home run Sept. 26 in final home game of season off Anaheim's Shigetoshi Hasegawa...hit home run in first at bat the following day at Texas off Rick Helling.
- 2000:** Was used primarily as a pinch-hitter and a reserve for Seattle's veteran outfielders...placed on the 15-day DL on August 8 with a strained groin and reinstated on August 22...pinch-hit single on Sept. 11 vs. KC snapped a personal 0x23 stretch as a pinch-hitter, dating back to May 12, 1999...slapped a crucial two-run double in the sixth inning vs. the Angels in the final game of the season, October 1.
- 2001:** Made Kansas City's Opening Day roster after being a non-roster invitee to spring camp...was designated for assignment on May 4 and June 8 and cleared waivers both times...emerged as a regular starter on June 19, making 65 starts and hitting .298 (70x235) the remainder of the season...started 33 games as DH, batting .288 (34x188) with 3 home runs and 22 RBI...hit .361 during June, going 13x36 with 3 home runs and 12 RBI in 16 games...played centerfield on May 3 vs. Cleveland, just the 2nd time in his career he played the position (also Sept. 11, 1998 at KC)...hit 5 home runs in a 9-game stretch June 29-July 7...hit 5 homers in a 10-game stretch from Aug. 9-20, going 12x34 (.353)...homered in a career-best 3 straight games at Cleveland on June 29, 30 and July 2...teamed with Mike Sweeney and Carlos Beltran to become just the 2nd trio in Major League history to homer in the same 3 consecutive games; the only other teammates to accomplish the same feat were Dante Bichette, Vinny Castilla and Larry Walker with Colorado from Aug. 2-4, 1995...made his pro debut at 3rd base July 8 vs. Houston...hit

IBANEZ (continued)

pinch-hit homer Aug. 18 at Detroit, a 3-run shot off C.J. Nitkowski.

2002: Posted then-career highs in nearly every offensive category and nearly doubled his previous career totals in doubles, triples, home runs and RBI...recorded his 1st career 100-RBI season after driving in just 112 total runs in his 1st 4 ML seasons...hit a walk-off home run off Mike Timlin vs. St. Louis on June 9 for a 3-2 win... homered in the 12th inning off Florida's Ozwaldo Mairesna on June 10 to tie the game...doubled, tripled and homered in his first 3 at bats vs. June 25 vs. Detroit; was intentionally walked in his final plate appearance... was hit by a pitch with the bases loaded in the 10th inning to drive in the winning run of a 13-12 win vs. Cleveland July 21; also hit a game-tying 2-run HR in the 9th off Bob Wickman to send the game into extra innings...named AL Co-Player of the Week with Carlos Beltran for July 15-21 after leading the Majors with 16 RBI and hitting .333 (12x26)...had a ML-best 31 RBI in July...hit .322 in August (38x118) with 9 doubles, 7 HRs and 28 RBI...had 7 RBI July 14 vs. Anaheim after hitting a grand slam (2nd career) and a 3-run home run in the 1st 2 innings...hit a 3-run homer in the 12th at Toronto on Aug. 20 for a 6-5 win...posted a career-best 11-game hitting streak Sept. 2-18 (17x49, .347)... finished 3rd in the Majors with a .410 (25x61) batting average during Interleague play and was tied for 3rd with 18 RBI and finished 7th in hits...hit a total of 3 home runs in extra innings.

POSTSEASON EXPERIENCE: Batted .375 (3x8) with 2 runs in 2000 ALDS against Chicago...went 0x9 with 2 strikeouts in ALCS vs. New York.

AWARDS: Honored with the Royals Joe Burke Special Achievement Award in 2002...Named AL Co-Player of the Week for July 15-21, 2002.

IBANEZ'S PLAYING RECORD

YEAR	CLUB	AVG	G	AB	R	H	2B	3B	HR	RBI	HB	BB	SO	SB-CS	E	OBP
1992	Tempe	.308	33	120	25	37	8	2	1	16	2	9	18	1-2	4	.366
1993	Appleton	.274	52	157	26	43	9	0	5	21	1	24	31	0-2	2	.370
	Bellingham	.284	43	134	16	38	5	2	0	15	0	21	23	0-3	1	.378
1994	Appleton	.312	91	327	55	102	30	3	7	59	2	32	37	10-5	10	.375
1995	Riverside	.332	95	361	59	120	23	9	20	108	2	41	49	4-3	12	.395
1996	Tacoma	.284	111	405	59	115	20	3	11	47	2	44	56	7-7	11	.353
	Port City	.368	19	76	12	28	8	1	1	13	0	8	7	3-2	4	.424
	SEATTLE	.000	4	5	0	0	0	0	0	0	1	0	1	0-0	0	.167
1997	Tacoma	.304	111	438	84	133	30	5	15	84	1	32	75	7-5	5	.349
	SEATTLE	.154	11	26	3	4	0	1	1	4	0	0	6	0-0	0	.154
1998	Tacoma	.216	52	190	24	41	8	1	6	25	0	24	47	1-1	1	.301
	SEATTLE	.255	34	98	12	25	7	1	2	12	0	5	22	0-0	1	.291
1999	SEATTLE	.258	87	209	23	54	7	0	9	27	0	17	32	5-1	3	.313
	Tacoma	.355	8	31	6	11	1	0	3	5	0	1	7	1-1	0	.375
2000	SEATTLE	.229	92	140	21	32	8	0	2	15	1	14	25	2-0	2	.301
	Tacoma	.250	10	40	3	10	4	0	0	6	0	1	3	0-0	0	.268
2001	KANSAS CITY	.280	104	279	44	78	11	5	13	54	0	32	51	0-2	5	.353
	Omaha	.148	8	27	3	4	1	0	2	5	0	1	10	0-0	1	.179
2002	KANSAS CITY	.294	137	497	70	146	37	6	24	103	2	40	76	5-3	3	.346
2003	KANSAS CITY	.294	157	608	95	179	33	5	18	90	3	49	81	8-4	4	.345
	Mariners Totals	.241	228	478	59	115	22	2	14	58	2	36	86	7-1	6	.297
	ML Totals	.278	626	1862	268	518	103	18	69	305	7	157	294	20-10	18	.334

DIVISION SERIES

YEAR	CLUB, OPP.	AVG	G	AB	R	H	2B	3B	HR	RBI	HB	BB	SO	SB-CS	E	OBP
2000	SEA vs. CHI	.375	3	8	2	3	0	0	0	0	0	0	0	0-0	0	

LEAGUE CHAMPIONSHIP SERIES

YEAR	CLUB, OPP.	AVG	G	AB	R	H	2B	3B	HR	RBI	HB	BB	SO	SB-CS	E	OBP
2000	SEA vs. NY	.000	6	9	0	0	0	0	0	0	0	0	2	0-0	0	.000

TWO TIES

In the 25-year history of the franchise, the Mariners have ended two games in a tie: June 2, 1980 at Detroit (3-3 in 12 innings) and April 29, 1981 at Minnesota (7-7 in eight innings). Both games ended prematurely due to rain.

DETAILED BREAKDOWN

2003					CAREER					CAREER BY BALLPARK						
AVG	AB	H	HR	RBI	AVG	AB	H	HR	RBI	AVG	AB	H	HR	RBI		
.219	32	7	1	3	Anaheim	.275	109	30	5	17	Angel Stadium	.321	56	18	1	5
.160	25	4	0	2	Baltimore	.191	94	18	3	11	Camden Yards	.130	46	6	1	4
.364	22	8	1	2	Boston	.247	73	18	2	4	Fenway Park	.273	33	9	2	3
.316	76	24	0	8	Chicago	.282	216	61	6	32	U.S. Cellular Field	.257	105	27	2	17
.333	69	23	3	13	Cleveland	.274	179	49	8	38	Jacobs Field	.322	90	29	5	16
.361	61	22	4	14	Detroit	.319	204	65	10	43	Comerica Park	.272	81	22	2	14
—	—	—	—	—	Kansas City	.255	55	14	1	8	Kauffman Stadium	.297	738	219	28	139
.329	76	25	3	15	Minnesota	.275	182	50	5	30	Metrodome	.257	101	26	3	18
.320	25	8	0	1	New York	.284	88	25	3	9	Yankee Stadium	.313	48	15	1	5
.182	33	6	0	5	Oakland	.261	138	36	4	18	Network Associates Col.	.231	65	15	3	8
.412	34	14	3	7	Seattle	.369	84	31	5	19	Safeco Field	.258	182	47	10	28
.320	25	8	1	7	Tampa Bay	.263	80	21	5	19	Tropicana Field	.333	48	16	3	9
.231	39	9	1	4	Texas	.266	109	29	2	15	Ballpark in Arlington	.232	56	13	2	5
.273	22	6	0	0	Toronto	.294	68	20	2	6	SkyDome	.355	31	11	1	5
.400	10	4	0	1	Arizona	.333	12	4	0	1	Bank One Ballpark	.000	0	0	0	0
—	—	—	—	—	Atlanta	—	—	—	—	—	Turner Field	—	—	—	—	—
—	—	—	—	—	Chicago	.500	4	2	1	3	Wrigley Field	.500	4	2	1	3
—	—	—	—	—	Cincinnati	—	—	—	—	—	Great American Ball Park	—	—	—	—	—
.083	12	1	0	2	Colorado	.071	14	1	0	2	Coors Field	.083	12	1	0	2
—	—	—	—	—	Florida	.333	12	4	1	5	Pro Players Stadium	—	—	—	—	—
—	—	—	—	—	Houston	.300	10	3	1	1	Minute Maid Park	—	—	—	—	—
.091	11	1	0	1	Los Angeles	.136	22	3	0	2	Dodger Stadium	.188	16	3	0	2
—	—	—	—	—	Milwaukee	.200	5	1	0	0	Miller Park	.333	3	1	0	0
—	—	—	—	—	Montreal	.143	7	1	0	1	Olympic Stadium	.143	7	1	0	1
—	—	—	—	—	New York	.417	12	5	1	5	Shea Stadium	.417	12	5	1	5
—	—	—	—	—	Philadelphia	—	—	—	—	—	Veterans Stadium	—	—	—	—	—
—	—	—	—	—	Pittsburgh	.000	1	0	0	0	PNC Park	.000	1	0	0	0
.292	24	7	1	4	St. Louis	.333	42	14	2	5	Busch Stadium	.273	22	6	0	3
—	—	—	—	—	San Diego	.379	29	11	2	10	Qualcomm Stadium	.222	9	2	0	0
.167	12	2	0	1	San Francisco	.154	13	2	0	1	SBC Park	.000	1	0	0	0
.316	301	95	8	49	At Home	.282	919	259	34	158	County Stadium	.000	1	0	0	0
.274	307	84	10	41	Away	.275	943	259	35	147	Kingdome	.237	76	18	2	10
.286	357	102	12	53	Pre-ASG	.279	810	226	28	127	Tiger Stadium	.333	18	6	1	3
.307	251	77	6	37	Post-ASG	.278	1052	292	41	178						
.245	204	50	7	29	vs. LHP	.252	393	99	10	60						
.319	404	129	11	61	vs. RHP	.285	1469	419	59	245						
.287	178	51	3	68	RISP	.292	545	159	16	230						
.368	19	7	0	16	Bases Loaded	.356	59	21	2	55						
.000	1	0	0	0	as PH	.154	78	12	1	10						
.354	48	17	1	7	as DH	.271	299	81	7	45						
.000	4	0	0	0	In March	.000	4	0	0	0						
.345	87	30	4	12	April	.292	212	62	6	30						
.255	110	28	4	13	May	.217	203	44	4	22						
.284	109	31	2	20	June	.305	279	85	10	58						
.341	91	31	4	17	July	.304	316	96	18	64						
.297	111	33	3	17	August	.267	420	112	20	84						
.271	96	26	1	11	Sept/Oct	.278	428	119	11	47						

IBANEZ'S CAREER TRANSACTIONS

- Selected by Seattle in the 36th round of the June, 1992 draft.
- On 60-day disabled list March 31-June 28, 1998 with a frayed labrum in the right shoulder (included rehab assignment to Tacoma May 30-June 28).
- On disabled list May 18-June 2, 1999 with pinched nerve in neck (included rehab assignment to Tacoma, May 26-June 2).
- On the disabled list August 8-22, 2000 with a strained groin.
- Signed by Kansas City as a free agent, January 19, 2001.
- Signed by Seattle as a free agent November 19, 2003.

MARINERS CARE

Mariners Care is the Seattle Mariners non-profit foundation. Mariners Care is committed to making the Pacific Northwest a better place for our youth to grow up by impacting youth oriented service projects with the support they desperately need and deserve. In 2003, the Seattle Mariners, along with the team's fans, corporate and community partners, raised \$1 million for various charities and community projects. In the 12-years since Mariners Care was established, nearly \$8.75 million has been donated to primarily youth-oriented charities and programs in communities across the region.



KEVIN JARVIS (32)

POSITION: Pitcher

AGE: 34, turns 35 on Aug. 1 **BORN:** 8/1/69 in Lexington, KY

BATS: Left **THROWS:** Right **HEIGHT:** 6-2 **WEIGHT:** 200

ML SERVICE: 7 years, 50 days

CONTRACT STATUS: Signed thru 2004 with club option for 2005

ACQUIRED: Traded to Seattle with Dave Hansen (inf), Wiki Gonzalez (c) and Vince Faison (of) from Padres in exchange for Jeff Cirillo (inf), Brian Sweeney (rhp) and cash on January 6, 2004.

2003:

- Suffered through his second consecutive injury-plagued season, a result of 2002 arthroscopic surgery on his right elbow.
- Was on the 15-day disabled list March 26-June 13; was transferred to the 60-day DL on May 16.
- Had a three-game rehabilitation stint with Single-A Lake Elsinore from May 29-June 8.
- Made his first big league start since July 2, 2002 on June 13 at Chicago (AL); received a no decision in a 5-3 loss.
- Was 4-0, 2.20 in July (7 ER, 28.2 IP) while holding opposing batters to a .208 average against in four starts; the four-game winning streak tied his career high (June 25-July 19, 2001).
- Allowed one run on eight hits over 8.0 strong innings en route to a 2-1 victory July 26 at San Francisco.
- Dropped his final six decisions, posting an 8.27 ERA during the career-high six-game losing streak.
- Was sidelined for the remainder of the season with right elbow tendonitis following a 6-0 loss Sept. 12 at Los Angeles.

PERSONAL: Kevin Thomas Jarvis...married Elizabeth Martin December 31, 1993...has 2 children, son Bryce (12/26/97) and daughter Kennedy (7/10/00)...graduated from Tates Creek (KY) H.S. in 1987...graduated from Wake Forest University in 1991 with a B.S. in Biology and a minor in Chemistry...became one of 10 pitchers in school history to register 20 or more victories (21)...earned Male Scholar-Athlete of the Year honors.

CAREER:

- 1991:** Began his pro career with rookie-level Princeton...went 5-6 with 4 complete games, one shutout and a 2.42 ERA in 13 starts.
- 1992:** Started the season with single-A Cedar Rapids and appeared in one game before being transferred to single-A Charleston...struck out 131 batters while issuing only 37 walks.
- 1993:** Spent the first 4 months of the season with single-A Winston-Salem, playing in the same city where he had attended college at Wake Forest...was promoted to Double-A Chattanooga August 1.
- 1994:** Pitched the majority of the season with Indianapolis but also made 6 appearances (3 starts) for the Reds...was on the Reds' Opening Day roster and made his ML debut April 6 vs. St. Louis, pitching 0.2 innings of shutout relief...made his first big league start June 1 vs. Montreal, getting a no-decision...was named American Association Pitcher of the Week for June 26-July 2 after going 2-0 with a 1.17 ERA...posted a 5-0 record and a 2.22 ERA in 6 July starts en route to Topps' Double-A Player of the Month honors...was recalled August 9 and notched his first Major League win that night vs. Los Angeles, picking up an RBI single off Tom Candiotti for his first big league hit.
- 1995:** Opened the year in Cincinnati's starting rotation and earned his first victory May 10 at Florida, 3-0, on a 2-hitter...optioned to Indianapolis July 11 and went 4-2 with a 4.45 ERA in 10 starts...retired the first 14 batters en route to a 3-hit, 3-0, shutout August 8 vs. Buffalo

JARVIS' CAREER HIGHS

MOST STRIKEOUTS:

10 – 4/26/01 vs. PHI (with SD)

LOW-HIT GAME:

2 – 5/10/95 at FLA (with CIN)

LONGEST WINNING STREAK:

4 – twice; last done 7/5-26/03 (with SD)

LONGEST LOSING STREAK:

6 – 8/1/03-current

MOST INNINGS PITCHED:

STARTER:

9.0 – four times; last done 4/26/01 vs. PHI (with SD)

RELIEVER:

6.0 – 7/21/97 vs. CHI (with DET)

JARVIS (continued)

- to earn American Association Pitcher of the Week honors...finished the season going 3-4, 5.70 in 19 games, 11 starts with Cincinnati.
- 1996:** Split his 3rd consecutive season between Cincinnati and Indianapolis...was recalled from Indianapolis April 17 for a 2-game stint and was brought up for good June 5...was 3-1, 2.54 over 6 outings June 25-July 23...tossed 4.0 hitless innings of relief July 2 at St. Louis...recorded his 2nd career complete game shutout July 13 vs. Pittsburgh, yielding only 3 hits in a 3-0 victory...tossed his 3rd career complete game July 23 at Philadelphia in a 5-3 win.
- 1997:** Pitched for 4 teams in 3 organizations...began the season with Cincinnati and went 0-1, 10.13 in 9 relief apps...was claimed on waivers by Detroit May 2 and designated for assignment...was then claimed by Minnesota May 9...appeared in 6 games with the Twins before being claimed on waivers by Detroit on June 17...appeared in three games before going on the 15-day DL with a back sprain...made 2 rehab starts at triple-A Toledo before being activated July 14.
- 1998:** Signed with the Chunichi Dragons of the Japanese Central League January 23 and appeared 4 games...returned to the U.S. and signed a minor league contract with Cincinnati August 27...made two appearances with triple-A Indianapolis...also pitched for Escogido in the Dominican Winter League.
- 1999:** Enjoyed 2 stints with Oakland, making 2 appearances in April and 2 at the end of the season...spent most of the year with Triple-A Vancouver, finishing 10-2 with a 3.58 ERA in 17 games (16 starts) to help the Canadians to the Triple-A World Series championship...recalled on April 12 and made two appearances before landing on the DL with a blood clot in his left index finger...on the DL April 19-June 4, including two rehab appearances a single-A Modesto...made 3 postseason starts with Vancouver, going 1-1 with a 2.45 ERA (6 ER, 22.0 IP)...started Game 2 of the PCL Championship Series September 15 at Oklahoma, tossing a complete-game 5-hitter in a 1-0 loss...won Game 2 of the Triple-A World Series vs. Charlotte in Las Vegas Sept. 21, 5-4.
- 2000:** Spent the majority of the season with Colorado after being recalled from triple-A Colorado Springs April 21...despite missing all of August with back spasms, his 3 wins, 115.1 innings and 60 strikeouts were his highest totals since 1996 with Cincinnati...was placed on the 15-day DL July 28 and activated Sept. 1 following a 4-game Triple-A rehab stint...won April 21 at St. Louis for his first ML win since Sept. 26, 1996 vs. Chicago...took a no-hitter into the 6th inning, May 20 at Philadelphia; picked up the first out of the 6th, before allowing a home run to Doug Glanville
- 2001:** Posted career highs in virtually every category including wins, starts, innings pitched and strikeouts and had a career-low 4.79 ERA...tied for NL lead with 37 home runs allowed...was 3-7, 5.34 ERA (52 ER, 87.2 IP) in 15 starts through June 20, but went 9-4, 4.34 ERA (51 ER, 105.2 IP) in 17 starts the rest of the way...recorded a career-high 10 strikeouts in a 7-hit CG-SHO April 26 vs. Philadelphia, 11-0; fanned 6 straight during one stretch between the first and 3rd innings...won a career-best 4 consecutive decisions over a 5-start span June 25-July 19...was second among ML pitchers with 10 RBI...hit first career home run May 23 at Houston (Kent Bottenfield)...walked as a pinch hitter May 26 vs. Arizona.
- 2002:** Was limited to 7 starts due to a right elbow injury...took the loss in 4 of his 7 starts despite allowing 3 runs or less 6 times...dropped his first 3 starts before earning a 5-3 win on April 17 vs. San Francisco...was placed on the 15-day DL with a flexor tendon strain in his right elbow on April 18...would make one start in each of the next 3 months, surrounded by 2 more trips to the DL...activated from the DL on May 4 and earned his 2nd win that night vs. Pittsburgh, pitching 5.1 scoreless innings for a 3-0 victory...placed on the DL again on May 10 (retro to May 5) with a strained right elbow...made 2 rehab starts with double-A Mobile and single-A Lake Elsinore before being activated June 27...was placed on the DL for the rest of the season on July 12...underwent arthroscopic surgery on his right elbow, July 9, performed by Dr. James Andrews.

POSTSEASON EXPERIENCE: None.

JARVIS' PLAYING RECORD

2004 MARINERS

YEAR	CLUB	W-L	ERA	G	GS	CG	SHO	SV	IP	H	R	ER	HR	BB	SO
1993	Bellingham	5-3	2.92	15	14	1	1	0	74.0	72	38	24	2	27	55
1991	Princeton	5-6	2.42	13	13	4	1	0	85.2	73	34	23	6	29	79
1992	Cedar Rapids	0-0	0.00	1	0	0	0	0	1.0	1	0	0	0	0	0
	Charleston-WV	6-8	3.11	28	18	2	1	0	133.0	123	59	46	3	37	131
1993	Winston-Salem	8-7	3.41	21	20	2	1	0	145.0	133	68	55	13	48	101
	Chattanooga	3-1	1.69	7	3	2	0	0	37.1	26	7	7	0	11	18
1994	CINCINNATI	1-1	7.13	6	3	0	0	0	17.2	22	14	14	4	5	10
	Indianapolis	10-2	3.54	21	20	2	0	0	132.1	136	55	52	13	34	90
1995	CINCINNATI	3-4	5.70	19	11	1	1	0	79.0	91	56	50	13	32	33
	Indianapolis	4-2	4.45	10	10	2	1	0	60.2	62	33	30	2	18	37
1996	Indianapolis	4-3	5.06	8	8	0	0	0	42.2	45	27	24	3	12	32
	CINCINNATI	8-9	5.98	24	20	2	1	0	120.1	152	93	80	17	43	63
1997	CINCINNATI	0-1	10.13	9	0	0	0	1	13.1	21	16	15	4	7	12
	MINNESOTA	0-0	12.46	6	2	0	0	0	13.0	23	18	18	4	8	9
	DETROIT	0-3	5.40	17	3	0	0	0	41.2	55	28	25	9	14	27
	Toledo	0-1	6.75	2	2	0	0	0	8.0	7	6	6	0	4	5
1998	Chunichi	1-2	4.41	4	3	0	0	0	16.1	18	8	8	0	5	7
	Indianapolis	1-0	9.00	2	2	0	0	0	7.0	10	7	7	3	1	5
1999	OAKLAND	0-1	11.57	4	1	0	0	0	14.0	28	19	18	6	6	11
	Modesto#	0-0	1.29	2	2	0	0	0	7.0	4	1	1	0	1	10
	Vancouver	10-2	3.41	17	16	2	1	0	103.0	110	47	39	14	26	64
2000	Colorado Springs	3-2	0.69	7	7	0	0	0	39.0	18	6	3	1	13	18
	COLORADO	3-4	5.95	24	19	0	0	0	115.0	138	83	76	26	33	60
2001	SAN DIEGO	12-11	4.79	32	32	1	1	0	193.1	189	107	103	37	49	133
2002	SAN DIEGO	2-4	4.37	7	7	0	0	0	35.0	36	19	17	5	10	24
	Mobile#	0-0	0.00	1	1	0	0	0	3.0	2	0	0	0	0	3
	Lake Elsinore#	1-0	0.00	1	1	0	0	0	5.0	2	0	0	0	1	1
2003	Lake Elsinore#	2-1	4.09	3	3	0	0	0	22.0	18	11	10	1	4	19
	SAN DIEGO	4-8	5.87	16	16	0	0	0	92.0	113	65	60	15	32	49
AL Totals		0-4	8.00	27	6	0	0	0	68.2	106	65	61	19	28	47
NL Totals		33-42	5.61	137	108	4	3	1	665.2	762	453	415	121	211	384
ML Totals		33-46	5.83	164	114	4	3	1	734.1	868	518	476	140	239	431

BATTING	AVG.	AB	R	H	2B	3B	HR	RBI	HB	BB	SO	SAC
Career	.160	188	19	30	6	0	1	14	3	13	62	23
Last Hit	8/19/03 vs. NYM		Last Home Run — 5/23/01 at HOU									

DETAILED BREAKDOWN

2003						CAREER						CAREER BY BALLPARK							
W-L-S	ERA	G	IP	H	ER	W-L-S	ERA	G	IP	H	ER	W-L-S	ERA	G	IP	H	ER		
—	—	—	—	—	—	—	—	—	—	—	—	—	—	—	—	—	—		
—	—	—	—	—	—	—	—	—	—	—	—	—	—	—	—	—	—		
—	—	—	—	—	—	—	—	—	—	—	—	—	—	—	—	—	—		
—	—	—	—	—	—	—	—	—	—	—	—	—	—	—	—	—	—		
0-0-0	3.60	1	5.0	6.0	2	Chicago	0-0-0	2.45	2	11.0	10	3	U.S. Cellular Field	0-0-0	3.60	1	5.0	6	2
—	—	—	—	—	—	Cleveland	0-0-0	6.75	2	1.1	3	1	Jacobs Field	0-0-0	0.00	1	0.1	0	0
—	—	—	—	—	—	Detroit	—	—	—	—	—	—	Comerica Park	—	—	—	—	—	—
—	—	—	—	—	—	Kansas City	0-1-0	3.00	1	6.0	7	2	Kauffman Stadium	—	—	—	—	—	—
—	—	—	—	—	—	Minnesota	—	—	—	—	—	—	Metrodome	0-0-0	17.18	4	7.1	18	14
—	—	—	—	—	—	New York	0-0-0	12.60	5	5.0	7	7	Yankee Stadium	0-0-0	9.00	1	2.0	2	2
—	—	—	—	—	—	Oakland	0-0-0	5.27	3	13.2	12	8	Network Associates Col.	0-0-0	11.32	4	10.1	19	13
0-0-0	6.00	1	6.0	8.0	4	Seattle	0-1-0	9.53	4	17.0	29	18	Safeco Field	0-1-0	6.55	2	11.0	17	8
—	—	—	—	—	—	Tampa Bay	—	—	—	—	—	—	Tropicana Field	—	—	—	—	—	—
—	—	—	—	—	—	Texas	1-1-0	9.33	5	18.1	35	19	Ballpark in Arlington	0-1-0	10.38	1	4.1	9	5
—	—	—	—	—	—	Toronto	0-1-0	5.23	3	10.1	14	6	SkyDome	0-1-0	7.20	1	5.0	7	4
2-0-0	2.70	2	13.1	10.0	4	Arizona	3-3-0	4.65	8	50.1	44	26	Bank One Ballpark	1-3-0	5.48	4	23.0	23	14
0-1-0	12.60	1	1.0	11.0	7	Atlanta	1-1-0	5.74	8	31.1	36	20	Turner Field	0-1-0	7.84	5	20.2	28	18
0-1-0	17.18	1	3.2	9.0	7	Chicago	1-2-0	5.11	8	37.0	37	21	Wrigley Field	0-1-0	5.51	4	16.1	18	10
—	—	—	—	—	—	Cincinnati	0-2-0	8.71	2	10.1	16	10	Great American Ball Park	—	—	—	—	—	—
0-2-0	7.38	2	11.0	15.0	9	Colorado	3-5-1	6.41	13	59.0	77	42	Coors Field	1-3-0	6.38	21	91.2	124	65
—	—	—	—	—	—	Florida	3-3-0	5.40	9	46.0	42	24	Pro Player Stadium	2-2-0	3.47	5	23.1	21	9
0-1-0	9.90	2	10.0	14.0	11	Houston	2-1-0	7.15	10	45.1	55	36	Minute Maid Park	1-1-0	9.72	4	16.2	21	18
0-1-0	6.23	1	4.1	7.0	3	Los Angeles	2-5-0	5.84	13	57.0	70	37	Dodger Stadium	1-4-0	6.41	6	26.2	32	19
—	—	—	—	—	—	Milwaukee	2-0-0	2.84	4	19.0	17	6	Miller Park	1-0-0	9.00	1	5.0	10	6
0-1-0	5.40	1	5.0	7.0	3	Montreal	0-5-0	7.78	9	41.2	68	36	Olympic Stadium	0-4-0	6.75	5	22.2	35	1
0-0-0	2.57	1	7.0	7.0	2	New York	1-1-0	5.46	7	31.1	34	19	Shea Stadium	0-0-0	7.36	4	11.0	16	9
0-1-0	7.11	1	6.1	8.0	5	Philadelphia	4-1-0	3.02	8	50.2	41	17	Veterans Stadium	2-1-0	4.18	4	28.0	24	13
—	—	—	—	—	—	Pittsburgh	2-2-0	2.97	6	30.1	26	10	PNC Park	—	—	—	—	—	—
—	—	—	—	—	—	St. Louis	2-2-0	6.23	7	30.1	39	21	Busch Stadium	2-1-0	5.95	4	19.2	25	13
—	—	—	—	—	—	San Diego	3-1-0	3.82	7	37.2	40	16	Qualcomm Stadium	11-10-0	4.16	30	179.2	168	83
2-0-0	1.76	2	15.1	11.0	3	San Francisco	3-6-0	6.02	13	61.1	67	41	SBC Park	1-1-0	3.00	4	21.1	23	9

DETAILED BREAKDOWN

2003					CAREER					CAREER BY BALLPARK									
W-L-S	ERA	G	IP	H	ER	W-L-S	ERA	G	IP	H	ER	W-L-S	ERA	G	IP	H	ER		
2-3-0	5.27	7	41.0	42	24	At Home	18-16-1	5.40	82	373.1	421	224	Astrodome	0-0-0	10.50	2	6.0	7	7
2-5-0	6.35	9	51.0	71	36	Away	15-30-0	6.28	82	361.0	447	252	Atlanta-Fulton County	0-0-0	0.00	1	2.0	1	0
2-2-0	4.84	6	35.1	39	19	Pre-ASG	16-24-1	5.84	93	408.1	484	265	Cinergy Field	7-6-1	5.87	27	118.0	138	77
2-6-0	6.51	10	56.2	74	41	Post-ASG	17-22-0	5.83	71	326.0	384	211	County Stadium	1-0-0	0.64	3	14.0	7	1
4-6-0	5.87	16	92.0	113	60	Start	33-43-0	5.64	114	635.2	737	398	Tiger Stadium	0-1-0	3.15	9	20.0	27	7
—	—	—	—	—	—	Relief	0-3-1	7.11	50	98.2	131	78	Three Rivers Stadium	0-1-0	11.57	1	4.2	8	6
—	—	—	—	—	—	In April	3-7-1	5.91	26	99.0	123	65	3Com Park	0-1-0	9.00	1	5.0	6	5
—	—	—	—	—	—	May	5-4-0	4.58	23	110.0	101	56							
0-2-0	6.14	4	22.0	29	15	June	5-11-0	6.74	34	151.0	206	113							
4-0-0	2.20	4	28.2	21	7	July	10-6-0	5.26	25	138.2	155	81							
0-5-0	8.63	6	32.1	49	31	August	7-12-0	6.36	27	133.0	172	94							
0-1-0	7.00	2	9.0	14	7	Sept/Oct	3-6-0	5.90	29	102.2	111	67							

JARVIS' CAREER TRANSACTIONS

- Selected by Cincinnati in 21st round of June, 1991 draft.
- Claimed off waivers by Detroit, May 2, 1997.
- Claimed off waivers by Minnesota, May 9, 1997.
- Claimed off waivers by Detroit, June 17, 1997.
- Signed by Chunichi Dragons as a free agent, January 23, 1998.
- Signed by Cincinnati as a free agent, August 27, 1998.
- Signed by Oakland as a free agent, January 4, 1999.
- On disabled list with a blood clot in left index finger, April 19-June 4, 1999 (includes rehab assignment in Modesto).
- Signed by Colorado as a free agent, December 1, 1999.
- Signed by San Diego as a free agent, January 5, 2001.
- On disabled list with a flexor tendon strain in his right elbow, April 18-May 4, 2002.
- On disabled list with a strained right elbow, May 10 (retro to May 5)-June 27, 2002 (includes rehab assignment in Mobile and Lake Elsinore).
- On disabled list after undergoing arthroscopic surgery on right elbow, July 12, 2002-remainder of season; surgery performed by Dr. James Andrews.
- Traded to Seattle with Dave Hansen (inf), Wiki Gonzalez (c) and Vince Faison (of) from Padres in exchange for Jeff Cirillo (inf), Brian Sweeney (rhp) and cash, January 6, 2004.



RETT JOHNSON (59)

POSITION: Pitcher

AGE: 24, turns 25 July 6

BORN: 7-6-79 in Conway, SC

BATS: Right THROWS: Right HEIGHT: 6-2 WEIGHT: 211

ML SERVICE: 29 days

CONTRACT STATUS: Signed thru 2004

ACQUIRED: Mariners' 8th round selection in the 2000 June draft; signed by Mariners scout Craig Bell.

2003:

- Split season between San Antonio and Tacoma, combining for an 11-4 record with a 2.63 ERA in 154 innings.
- Won four consecutive decisions, April 15-May 13.
- Struck out a season-high 12 batters, May 13 vs. Round Rock.
- Tossed a complete game one-hit shutout on June 4 vs. Frisco.
- Promoted to Tacoma on June 18, appearing in 11 games, 10 starts.
- Allowed one run or less in his first five starts, going 4-1 with a 0.53 ERA in those games (33.2 IP, 2 ER).
- Won three consecutive starts from July 1-11.
- Tossed his second complete game shutout, July 11 vs. Portland, allowing four hits while striking out 7.
- Named PCL Pitcher of the Week for July 7-13.
- Held right-handed batters to a .216 average, compared to .287 against lefties.

JOHNSON (continued)

PERSONAL: Everett Truman Johnson II...resides in Agnor, SC...graduated from Agnor (SC) High School in 1997...attended Coastal Carolina University where he led the team with a 9-4, 2.70 record in 2000.

CAREER:

2000: Made pro debut with Everett in and held opponents to a .198 batting average...named team's co-MVP by the Mariners organization...named Northwest League Pitcher of the Week for July 17-23 and July 31-Aug. 6...his 2.07 ERA was third in the Northwest League...allowed just two earned runs in first nine appearances (20.1 IP), all in relief...was 4-2, 2.50 after becoming a starter in late July.

2001: Went a combined 11-7 with a 2.99 ERA in 28 starts between Wisconsin and San Bernardino...pitched into the 6th inning in 21 of his 28 starts...walked 63 and struck out 166 in 165.1 IP...held right-handers to a .217 batting average (90x414)...began the season with Wisconsin, going 5-5 with a 2.27 ERA in 16 starts...threw back-to-back 4-hit, complete game shutouts at Clinton on April 28 and vs. Clinton May 4 (7.0 IP)...selected to Midwest League All-Star Team...promoted to San Bernardino June 28...went 4-0 with a 2.48 ERA (32.2 IP, 9 ER) in 4 Aug. starts...named California League Pitcher of the Week for Aug. 13-19 after going 2-0 with a 0.64 ERA in 2 starts (14.0,12,1,1,2,15).

2002: His 13 victories was tied for tops among Mariners minor leaguers while his 138 strikeouts was fifth-best...began the season at San Bernardino, holding opponents to a .199 batting average while allowing 2 or fewer earned runs in 5 of 7 starts...was promoted to San Antonio in early May...won three straight starts June 12-24, allowing 5 earned runs in 18.0 IP...struck out season-high 11 batters in final start of regular season, Aug. 28 vs. Tulsa...had 1.80 ERA (4 ER, 20 IP) in three postseason games.

POSTSEASON EXPERIENCE: None.

JOHNSON'S PLAYING RECORD

YEAR	CLUB	W-L	ERA	G	GS	CG	SH	SV	IP	H	R	ER	HR	BB	SO
2000	Everett	5-4	2.07	17	8	0	0	0	69.2	51	26	16	1	21	88
2001	Wisconsin	5-5	2.27	16	16	2	2	0	99.1	92	33	25	4	30	96
	San Bernardino	6-2	4.09	12	12	0	0	0	66.0	56	36	30	5	33	70
2002	San Bernardino	3-1	3.65	7	7	0	0	0	37.0	27	17	15	1	11	34
	San Antonio	10-4	3.62	21	21	1	0	0	117.0	107	63	47	5	53	104
2003	San Antonio	6-2	3.04	14	14	1	1	0	83.0	74	31	28	7	21	63
	Tacoma	5-2	2.15	11	10	1	1	0	71.0	63	26	17	2	18	49

JOHNSON'S CAREER TRANSACTIONS

—Selected by Seattle in the eighth round of the June, 2000 draft.

TWO-TIME MARINERS

In club history, a total of 22 players have spent two different stints with the Mariners. Mike Blowers & Norm Charlton are the only players with three separate stints:

Mike Blowers (1992-1995, 1997, 1999)

Norm Charlton (1993, 1995-97, 2001)

Larry Cox (1977, 1979-80)

Bob Galasso (1977, 1981)

Larry Milbourne (1977-80, 1984-85)

Jerry Narron (1980-81, 1987)

Matt Young (1983-86, 1990)

Darnell Coles (1983-85, 1988-90)

Bryan Clark (1981-83, 1990)

Lee Tinsley (1993, 1997)

Jeff Nelson (1992-95, 2001-03)

Clay Parker (1987, 1992)

John Moses (1982-87, 1992)

Dennis Powell (1987-90, 1992-93)

Mike Jackson (1988-91, 1996)

Bill Krueger (1991, 1995)

Lee Guetterman (1984-87, 1995-96)

Bill Swift (1985-91, 1998)

Chris Widger (1995-96, 2000)

Joe Oliver (1998, 2000)

Bret Boone (1992-93, 2001-)

John Mabry (1999-2000, 2003)



JUSTIN LEONE (62)

POSITION: Infielder

AGE: 26, turns 27 July 9 **BORN:** 7-9-77 in Las Vegas, NV

BATS: Right **THROWS:** Right **HEIGHT:** 6-1 **WEIGHT:** 190

ML SERVICE: None

ACQUIRED: Mariners' 13th round selection in the 1999 June draft; signed by Mariners scout Phil Geisler.

2003:

- Named the Texas League Player of the Year by *Baseball America*, Mariners Minor League Player of the Year by the Seattle organization and Texas League Player of the Year by Topps.
- Led the league in on-base percentage (.405), extra-base hits (66), runs scored (103), tied for league led in doubles (38), third in RBI (92) and fourth in home runs (21).
- Hit a game-winning grand slam in the bottom of the ninth inning, May 30.
- Had a season-high 11-game hit streak from May 6-17.
- Named Topps Player of the Month in May, hitting .379 with 9 homers and 35 RBI.
- Had 32 multi-hit games, including a season-high four-hit game May 16.
- Selected to start in Texas League All Star Game and named to the Texas League Postseason All-Star Team.
- Hit .375 (6x16) with five runs, a double, a triple, a stolen base and four RBI in the 2003 Texas League Championships.

PERSONAL: Justin Paul Leone...graduated from Bonanza HS in Las Vegas, NV...attended Barstow CC and St. Martin's (Lacey, WA) College...member of the 2003 USA Olympic Qualifying Team, hit .275 (11x40) with 13 runs, four doubles, three home runs and eight RBI in 13 games.

CAREER:

1999: Made pro debut with Everett and was third on team with 14 doubles and 90 total bases...played 40 games at third base and 18 at shortstop...walked 32 times, second most on club...hit .319 (37x116) on the road, but .191 (17x89) at home.

2000: Played 74 games at third base, 22 as a designated hitter and 21 games at shortstop with Wisconsin...hit .395 (32x81) with 7 home runs and 19 RBI in June...hit .368 (11x19) in 6 postseason games.

2001: Appeared in 130 games with San Bernardino...had 8-game hit streak July 31-Aug. 7, batting .500 (15x30) with 8 RBI over that span...batted .351 (40x114) with 24 RBI in 29 Aug. games.

2002: His 18 home runs with San Bernardino was second-highest among Mariners minor leaguers...batted .293 (53x181) on the road as opposed to .203 (37x177) at home...on the disabled list April 4-May 17 with a left hand fracture...had career-high 6 hits with 2 doubles and 2 home runs in a 15-inning, 15-14 loss July 31 at Lancaster...batted .317 (32x101) with 18 RBI in 28 July games.

POSTSEASON EXPERIENCE: None.

LEONE'S PLAYING RECORD

YEAR	CLUB	AVG.	G	AB	R	H	2B	3B	HR	RBI	HB	BB	SO	SB-CS	E	OBP
1999	Everett	.263	62	205	34	54	14	2	6	35	2	32	49	5-3	18	.361
2000	Wisconsin	.267	115	374	77	100	32	3	18	63	11	79	107	9-2	26	.407
2001	San Bernardino	.233	130	485	70	113	27	4	22	69	5	57	158	4-3	27	.318
2002	San Bernardino	.249	98	358	64	89	20	5	18	58	5	57	98	6-0	24	.358
2003	San Antonio	.288	135	455	103	131	38	7	21	92	3	92	104	20-6	21	.405

LEONE'S CAREER TRANSACTIONS

—Selected by Seattle in 13th round of the 1999 June Draft; signed by scout Phil Geisler.



AARON LOOPER (46)

POSITION: Pitcher

AGE: 27, turns 28 on Sept. 7

BORN: 9-7-76 in Ada, OK

BATS: Right **THROWS:** Right **HEIGHT:** 6-2 **WEIGHT:** 185

ML SERVICE: 34 days

CONTRACT STATUS: Signed thru 2004

ACQUIRED: Mariners' 30th round selection in the 1997 June draft; signed by Mariners scouts Curtis Dishman and Dave Alexander on May 29, 1998.

2003:

- Began season with Tacoma, making 46 relief appearances.
- Did not allow a run in 10 relief appearances (16 IP), July 10-Aug. 15.
- Was 1-0 with a save and a 1.63 ERA (33 IP, 6 ER) in 20 games combined in June and July.
- Held right-handed batters to a .193 average, compared to .328 against left-handers.
- Recalled to Seattle on Aug. 2, making his major league debut that night in a 10-0 win vs. Chicago, tossing a scoreless inning with one walk and two strikeouts.
- Appeared in three games before being optioned back to Tacoma on Aug. 8; recalled Sept. 2.

PERSONAL: Aaron Joseph Looper...resides in Ada, OK with wife, Magan, and daughter Abigail (10/14/03)...attended University of Oklahoma and Indian Hills Community College...recorded an overall 13-1 college record...is the cousin of New York Mets pitcher Braden Looper and the son of Mariners Vice President of Player Development and Scouting Benny Looper.

CAREER:

1998: Made professional debut with Everett...was third on the team in starts and innings pitched.

1999: Recorded 9-6 record with Wisconsin...52.2 innings in relief and 37.1 as a starter...was 3-0 with a 0.91 ERA in April...struck out six-of-seven batters faced and earned his first pro save vs. West Michigan on July 4...was 3-0 with a 3.62 ERA and held opponents to a .217 average as a starter...held left-handers to a .215 average (29x135).

2000: Appeared in 51 games with Lancaster, mostly as a middle reliever...was 3-2, 3.57 in 27 road games...tossed 10 consecutive innings without allowing an earned run from April 27-May 12.

2001: Was third in the California League with 56 appearances with San Bernardino...set career-high with 77 strikeouts...set season-highs with 3.0 shutout innings of relief and 6 strikeouts May 9 at Lake Elsinore...had 2.31 ERA (31.2 IP, 8 ER) in final 15 appearances of the season.

2002: Spent season with San Antonio and was named Mariners minor league co-Pitcher of the Year...made career-high 57 relief appearances, and held opponents to a .230 batting average...set career-high with 90.2 innings pitched...allowed an earned run in just seven of his final 50 appearances on the season...was 2-0 with a 0.00 ERA in 11 July games, throwing 18.2 scoreless innings...allowed an earned run Aug. 13 at Wichita to snap 26.0 inning scoreless streak dating back to June 29 (16 games)...had a 1.54 ERA (11.2 IP, 2 ER) in seven postseason appearances.

POSTSEASON EXPERIENCE: None.

LOOPER'S CAREER HIGHS

MOST STRIKEOUTS:

2 — twice; last done 8/6/03 at CLE

LOW HIT GAME:

None

LONGEST WINNING STREAK:

None

LONGEST LOSING STREAK:

None

MOST INNINGS PITCHED:

STARTER:

None

RELIEVER:

2.1 — 8/6/03 at CLE

LOOPER'S PLAYING RECORD

YEAR	CLUB	W-L	ERA	G	GS	CG	SH	SV	IP	H	R	ER	HR	BB	SO
1998	Everett	4-5	6.86	14	14	0	0	0	59.0	72	52	45	8	31	40
1999	Wisconsin	9-6	4.10	38	7	0	0	3	90.0	89	47	41	8	26	73
2000	Lancaster	5-3	5.70	51	0	0	0	0	72.2	105	62	46	7	22	47
2001	San Bernardino	6-11	2.79	56	0	0	0	5	71.0	59	34	22	1	22	77
2002	San Antonio	6-1	2.28	57	0	0	0	0	90.2	76	33	23	4	30	73
2003	Tacoma	5-2	3.11	46	0	0	0	5	75.1	72	27	26	10	26	67
	SEATTLE	0-0	5.14	6	0	0	0	0	7.0	7	4	4	1	2	6
ML Totals		0-0	5.14	6	0	0	0	0	7.0	7	4	4	1	2	6

DETAILED BREAKDOWN

2003						CAREER						CAREER BY BALLPARK							
W-L-S	ERA	G	IP	H	ER	W-L-S	ERA	G	IP	H	ER	W-L-S	ERA	G	IP	H	ER		
0-0-0	0.00	1	1.0	0	0	Chicago	0-0-0	0.00	1	1.0	0	0	U.S. Cellular Field	—	—	—	—	—	
0-0-0	11.57	1	2.1	4	3	Cleveland	0-0-0	11.57	1	2.1	4	3	Jacobs Field	0-0-0	11.57	1	2.1	4	3
0-0-0	0.00	2	1.2	0	0	Oakland	0-0-0	0.00	2	1.2	0	0	Network Associates Col.	0-0-0	0.00	1	1.0	0	0
—	—	—	—	—	—	Seattle	—	—	—	—	—	—	Safeco Field	0-0-0	0.00	2	1.2	0	0
0-0-0	0.00	1	1.0	0	0	Tampa Bay	0-0-0	0.00	1	1.0	0	0	Tropicana Field	0-0-0	0.00	1	1.0	0	0
0-0-0	9.00	1	1.0	3	1	Texas	0-0-0	9.00	1	1.0	3	1	Ballpark in Arlington	0-0-0	9.00	1	1.0	3	1
0-0-0	0.00	2	1.2	0	0	At Home	0-0-0	0.00	2	1.2	0	0	—	—	—	—	—	—	
0-0-0	6.75	4	5.1	7	4	Away	0-0-0	6.75	4	5.1	7	4	—	—	—	—	—	—	
—	—	—	—	—	—	Pre-ASG	—	—	—	—	—	—	—	—	—	—	—	—	—
0-0-0	5.14	6	7.0	7	4	Post-ASG	0-0-0	5.14	6	7.0	7	4	—	—	—	—	—	—	
—	—	—	—	—	—	Start	—	—	—	—	—	—	—	—	—	—	—	—	—
0-0-0	5.14	6	7.0	7	4	Relief	0-0-0	5.14	6	7.0	7	4	—	—	—	—	—	—	
—	—	—	—	—	—	In April	—	—	—	—	—	—	—	—	—	—	—	—	—
—	—	—	—	—	—	May	—	—	—	—	—	—	—	—	—	—	—	—	—
—	—	—	—	—	—	June	—	—	—	—	—	—	—	—	—	—	—	—	—
—	—	—	—	—	—	July	—	—	—	—	—	—	—	—	—	—	—	—	—
0-0-0	8.10	2	3.1	4	3	August	0-0-0	8.10	2	3.1	4	3	—	—	—	—	—	—	
0-0-0	2.45	4	3.2	3	1	Sept/Oct	0-0-0	2.45	4	3.2	3	1	—	—	—	—	—	—	

LOOPER'S CAREER TRANSACTIONS

— Selected by Seattle in the 30th round of the June, 1997 draft.

Mariners on the Internet

The Mariners, pioneers on the Internet launching the first sports website in 1994, teamed up with Major League Baseball's new media company, MLB Advanced Media in 2001 improving the website with richer content and more robust functionality.

Site Specialties

Live-game-data casting: Get a game-day scoreboard, box score, team standings, game summary, seven-day schedule, video highlights, player hitting history chart, match ups, lineup, game notes and live play-by-play.

Japanese Content: Since 1999 the Seattle Mariners have provided an exclusive Japanese web section, featuring game reports, stats, press releases and audio/video content. In 2002, the coverage will expand greatly covering all the action for Japanese-speaking fans.

Statistics: Features functions like multi-player comparisons, more in-depth situational splits and exciting visual representations. Of course, we also include traditional stats, like team and league leaders, player and team hitting, pitching and fielding statistics, game logs and standings.

Video Highlights: Enjoy nightly highlight packages from all Mariners games, plus a custom search tool that allows you to find the clips you want to see.

The Team: This section offers information on Mariners players and team information including 25-man and 40-man rosters, player position charts, player profiles, manager/coaching staff rosters, Major League transactions, injuries and links to current year draft picks.

The Mariners were also the first sports team to provide a live radio broadcast of its games on the web (September 1995) and the first to transmit a televised game live over the Internet in April of 1997. The Mariners website can be accessed through www.seattlemariners.com.



BOBBY MADRITSCH (61)

POSITION: Pitcher

AGE: 28 **BORN:** 2-28-76 in Oak Lawn, IL

BATS: Left **THROWS:** Left **HEIGHT:** 6-2 **WEIGHT:** 190

ML SERVICE: None

CONTRACT STATUS: Signed thru 2004

ACQUIRED: Signed as a minor league free agent Sept. 23, 2002.

2003:

- Was 13-7 with a 3.63 ERA in 27 starts with San Antonio in 2003.
- Led the league with 67 walks, finished second in wins (13), and strikeouts (154), fifth in innings pitched (158.2) and sixth in ERA (3.63).
- Won five consecutive decision from June 5-July 14.
- Struck out a season-high 11 batters (7.2 IP) on July 14 at Arkansas.
- Tossed a complete game shutout, allowing two hits while striking out nine on July 29 vs. Midland.
- Selected to the Texas League All-Star Team and the Postseason All-Star Team.

PERSONAL: Robert A. Madritsch...resides in Burbank, IL...graduated from Reavis High School in Burbank, IL...attended Moraine Valley Junior College and Point Park College in Pittsburgh, PA.

CAREER:

1998: Began pro career with Billings, going 7-3 with a 2.80 ERA in 14 games, 13 starts...led Pioneer League with 87 strikeouts while his ERA was third in the league...named league's Pitcher of the Week for July 6-12.

1999: Missed entire season with a left shoulder injury.

2000: Appeared in eight games between the GCL Reds and Dayton, going a combined 1-1 with a 1.67 ERA (32.1, 6 ER) in 8 games, 6 starts.

2001: Pitched with three independent league clubs in going 3-7, 3.50 (93.2 IP, 36 ER) in 18 games, 12 starts...was 3-4 in 10 games with Rio Grande and tossed three complete games and one shutout before moving onto San Angelo and Chico later in the year.

2002: Set Northern League record with 153 strikeouts in 19 games, 18 starts, with Winnipeg...set career-highs in strikeouts, starts and innings pitched (125.1)...followed a three-game losing streak over his first four starts by winning nine of his next 10 starts, and ended the season with a seven-game winning streak...tossed complete game vs. Lincoln June 18 (9.0,3,2,2,0,5) to start four-game win streak...fired second CG June 29 at Gary Southshore (9.0,7,1,15,9)...was 4-1 with a 2.70 ERA (36.2 IP, 11 ER) in five July starts...went 7-0 with a 1.15 ERA (62.2 IP, 8 ER) in final 9 starts of the season, and pitched into the 7th inning in 7 of those starts...struck out a season-high 15 batters Aug. 1 at Fargo-Moorehead, marking one of his six double-digit strikeout games.

POSTSEASON EXPERIENCE: None.

MADRITSCH'S PLAYING RECORD

YEAR	CLUB	W-L	ERA	G	GS	CG	SH	SV	IP	H	R	ER	HR	BB	SO
1998	Billings	7-3	2.80	14	13	0	0	0	80.1	72	30	25	3	35	87
1999							Injured - Did Not Pitch								
2000	GCL Reds	1-1	2.01	6	4	0	0	0	22.1	15	5	5	0	9	27
	Dayton	0-0	0.90	2	2	0	0	0	10.0	8	1	1	0	7	7
2001	Rio Grande	3-4	3.15	10	9	3	1	0	60.0	55	25	21	1	34	58
	San Angelo	0-2	1.73	3	3	1	0	0	26.0	14	8	5	2	6	27
	Chico	0-1	11.74	5	0	0	0	0	7.2	14	12	10	2	6	12
2002	Winnipeg	11-4	2.30	19	18	2	0	0	125.1	94	35	32	6	36	153
2003	San Antonio	13-7	3.63	27	27	2	1	0	158.2	133	75	64	11	67	154

MADRITSCH'S CAREER TRANSACTIONS

—Selected by Cincinnati in the sixth round of the June, 1998 draft.

—Signed by Seattle as a minor league free agent Sept. 23, 2002.



EDGAR MARTINEZ (11)

POSITION: Designated Hitter

AGE: 41 **BORN:** 1-2-63 in New York, NY

BATS: Right **THROWS:** Right **HEIGHT:** 5-11 **WEIGHT:** 205

ML SERVICE: 15 years, 43 days

CONTRACT STATUS: Signed thru 2004

ACQUIRED: Signed by the Mariners as a free agent on December 19, 1982; signed by Marty Martinez and Coco LaBoy.

2003:

- Finished 4th in AL with .406 on-base percentage; 7th with 92 walks
- Hit .339 on the road, tied for the AL lead.
- Batted .352 with runners in scoring position, second-best in AL.
- Missed five games April 7-12 after leaving game on April 6 with strained left hamstring after beating out an infield hit.
- Became club's all-time leader in total bases with single April 24 vs. Cleveland, giving him 3,317 total bases.
- Recorded career hit #2,000 May 2 in Chicago, going 2x4
- Homered on a 3-0 count May 10 vs. Chicago, the Mariners first 3-0 home run since June 9, 1998 (Glenallen Hill).
- Homered in three straight games May 14-16 and in five of six games May 10-16.
- Hit two home runs May 27 at Kansas City.
- Named AL Player of the Month for May...led ML with 30 RBI and tied for ML lead with 10 home runs in the month.
- Batted just .266 (17x64) in June as he struggled to find a groove while team played nine games in NL cities during Interleague Play.
- Voted starting designated hitter for AL All-Star team...was 0x2 at Midsummer Classic.
- Batted .306 (26x85) with five home runs in July, hitting safely in 17 of 24 games.
- Had a 10-game hit streak Aug. 6-15 (14x36/389).

PERSONAL: Edgar Martinez...resides in Kirkland, WA with wife Holli, son Alexander and daughter Tessa...graduated from high school in Dorado, PR in 1979...attended American College in Puerto Rico...voted Seattle Post-Intelligencer's Sports Star of the Year for 1992...is the cousin of former ML first baseman Carmelo Martinez...owns Caribbean Embroidery Company in Redmond, WA.

CAREER: Has batted .300+ 10 times in 13 full ML seasons...is the Mariners all-time leader in batting average, hits, doubles, walks and games played...is also among the Mariners franchise top-10 in a host of other categories including: at-bats, runs, home runs, RBI, total bases, and extra base hits.

1983: Began pro career with Bellingham.

1984: Finished seventh in Midwest League in batting.

1985: Led Southern League third basemen in putouts (94), assists (247), double plays (34) and total chances...also led league with 12 sacrifice flies.

1986: Led Southern League third basemen in fielding (.960), committing just 15 errors in 372 total chances...led Chattanooga in walks and tied for club honors in triples, while finishing second in doubles and RBI.

1987: Led Calgary with a .329 average and was named the Cannons MVP...also led Cannons in games, hits and doubles...called up to Seattle on Sept. 12, following the P.C.L. playoffs...made ML debut as a pinch runner the same day vs. Chicago...first ML hit was a triple, off Cleveland's Reggie Ritter Sept. 14.

MARTINEZ'S CAREER HIGHS

MOST HITS:

4 — 25 times; last done 8/19/03 at TOR

MOST HOME RUNS:

3 — twice: 5/18/99 vs. MIN; 7/6/96 at TEX
has 19 2-HR games; last done 5/27/03 at KC

MOST RBIs*:

6 — 5/26/97 vs. MIN

MOST STOLEN BASES:

2 — 6/29/94 vs. DET

LONGEST HITTING STREAK:

17 — twice; last done 4/22-5/12/97

CAREER GRAND SLAMS:

9 — last done 8/10/01 vs. CHI

* had 7 RBI in Game 4 of 1995 ALDS vs. NY

MARTINEZ (continued)

- 1988:** Named Calgary's Player of the Year and won P.C.L. batting title with .363 average...also selected to *Baseball America's* triple-A All-Star team...underwent nose surgery on April 13 for an injury sustained on the final day of spring training...recalled by Seattle on May 10, after batting .376 (35x93) with the Cannons...made four starts at third base (.143/2x14) before being outrighted back to Calgary...recalled by Seattle on Sept. 2...played in 10 games following recall and hit .389 (7x18)...had arthroscopic surgery on left knee following the season.
- 1989:** Began season as Mariners third baseman, starting 10 of club's first 14 games...was optioned to Calgary on May 30 and was recalled by Seattle on June 14...batted .357 (15x42) in his first 12 games following recall, raising average to season-high mark of .277...optioned back to Calgary on Aug. 7...hit safely in his final 13 games with the Cannons, for an average of .447 (21x47)...recalled on Sept. 5, following P.C.L. playoffs...played winter ball at San Juan and won the Puerto Rican League batting title with a .424 average (56x132); finished 82 points ahead of the second-place hitter.
- 1990:** Ranked third in the AL in on-base percentage (.397) and sixth in average in his first full season in the big leagues...committed four errors vs. Baltimore on May 6, tying an AL record for third basemen...went 4x5 and had first career 2-HR game at Cleveland on May 20...hit four HR in five games from May 20-24, after taking 106 ML games to collect his first four round-trippers...led the AL in batting with a .355 mark on May 25 and stayed among the league leaders for the remainder of the season...stole home on a double steal with Griffey Jr. on Aug. 25 at Kansas City; it was his only SB of the year...missed the last five games of the season with an injured right knee and underwent arthroscopic surgery on Oct. 2.
- 1991:** Finished fifth in the AL in on-base percentage (.405) and tenth in walks...tied club record with four walks May 25 vs. Texas...was moved to the leadoff position in the lineup for the first time June 26 at Chicago and went 3x5 with a HR (off Ramon Garcia)...had a 32-game errorless streak June 8-July 18...ranked fifth among AL third basemen in fielding at .962 and reduced his error total from 27 in 1990 to 15.
- 1992:** Captured first batting crown in Mariners history...average of .343 was highest by right-handed AL batting champion since Harvey Kuenn hit .353 for Detroit in 1959...also became just second player in AL history to win batting title for a last place team (other was Dale Alexander, who played primarily with Boston in 1932)...despite playing all season with sore right shoulder and missing final 19 games to undergo surgery, tied for AL lead in doubles, ranked second in slugging (.544), fourth in on-base pct. (.404), fifth in extra-base hits (67), seventh in hits and eighth in total bases (287) and runs (tie)...was named to All-Star team for first time...took over batting lead July 31, after 3x4 game at Cleveland; held lead for rest of year...received AL Player of the Month honors for July, when he batted league-high .388 (38x98) in 25 games...collected first career grand slam HR (off Todd Frohwirth) Aug. 19 at Baltimore in Mariners 10-8 win...hit .443 (31x70) during career-high 17-game hitting streak Aug. 12-31...named AL Player of the Month once again in August...was just third player in 17-year history of award to win Player of the Month honors in consecutive months (also Don Mattingly in 1985 and Kirby Puckett in 1992)...last game was Sept. 12 at Oakland...on Sept. 18, underwent surgery to remove bone spur in right shoulder; surgery was performed in Seattle by Dr. Larry Pedegana...went more than two games without a hit just once (April 11-15)...average of .331 (128x387) vs. right-handers was tops in A.L...batted .392 (47x120) in 28 games as DH...was named to *The Sporting News* AL All-Star team following the season and also received his first Silver Slugger Award.
- 1993:** Was limited to 42 games due to an injured left hamstring...had an outstanding spring training, leading club with a .343 average...on April 3, pulled his left hamstring in an exhibition game vs. Milwaukee at Vancouver's BC Place...was placed on 15-day DL the next day...was activated on May 17...after just 19 games, aggravated hamstring injury on June 14 vs. Kansas City and went back on the DL the next day...on July 17, was assigned to Jacksonville on an injury rehab assignment; batted .357 in four games...was activated on July 21...strained his left hamstring once again on Aug. 16 and was forced on DL for remainder of season...missed a total of 112 games on DL due to injury.
- 1994:** Made a bid for Comeback Player of the Year honors...came to spring training healthy and ranked second in the Cactus League with a .400 average...on Opening Day April 4 at Cleveland, was hit on the right wrist by a Dennis Martinez pitch in his first at bat of the

season; the bruised wrist forced him on DL April 19 (retro to April 16)...missed 17 games before being activated on May 6...went 4x5 with a HR and a career-high 5 RBI on May 20 vs. Texas...was the fifth-toughest to double up in the AL, grounding into double plays just twice in 326 at bats...hit .329 (27x82) against LHP...played winter ball with San Juan and batted .341 (29x85) in 27 games.

1995: After raising his average 48 points in 1994 from 1993, raised it another 71 points...first healthy season in three years produced his second batting championship...his .356 average was the highest by a right-handed hitter in the AL in 56 years since Joe DiMaggio's .381 in 1939...finished third in AL MVP balloting behind Mo Vaughn and Albert Belle...named 1995 Outstanding Designated Hitter of the Year by the AL, and named Latino Sports 1995 Latino MVP...also led the league in on-base percentage (.479) and tied for the lead in runs and doubles...was second in hits and walks...became just the seventh right-handed hitter to win at least two batting titles, and the first in the AL in 52 years since Luke Appling (1936 & 1943)...set new club marks in batting average, runs, doubles and walks...the 52 doubles tied for the 22nd most in history and was the fourth highest total in the ML over the previous 41 years...average reached a season-low .333 on May 22 in game #23...hit his second career grand slam on June 7 at Baltimore off Armando Benitez...was named AL Player of the Month for June for hitting .402 with a ML-high 32 RBI in 28 games...was selected to his second All-Star Game and was the AL's starting designated hitter...set a club record with an RBI in nine consecutive games Aug. 12-20 (15 RBI total)...along with Mike Blowers, set a club mark for RBI in a month with 33 in August (had previously set the mark with 32 in June)...started every game of the season and reached base safely via hit or walk in 137 of 145...collected walk #100 on Aug. 27 which made him the first Latin player in history to walk 100 times...he led all ML hitters with a .433 average (55x127) against lefties; the third-highest average against LHPs in the Majors since 1975, behind Jeff Bagwell (.457 in 1994) and Rennie Stennett (.435 in 1977)...batted .384 (53x138) with MISP...named to *The Associated Press* and *The Sporting News* All-Star teams...named "best hitter" in *Baseball America's* annual Tools of the Trade ranking...played winter ball for San Juan in the Puerto Rican League.

1996: Posted second consecutive All-Star season despite spending 21 days on the disabled list with four fractured ribs...finished among the league leaders in average (8th), runs (8th), doubles (2nd), walks (T2nd), on-base percentage (.464/2nd), slugging percentage (.595/9th) and extra base hits (80/7th)...set a career-high in walks and matched career-high in runs and doubles...collected career double #213 April 21 vs. Toronto to pass Alvin Davis for most in club history...hit only the sixth ball ever to land in the Kingdome's leftfield second deck May 26; titanic shot came off New York's Dwight Gooden...became seventh Mariner (third in 1996) to hit three home runs in a game July 6 at Texas; all three longballs were solo shots, two off Kevin Gross and one off Matt Whiteside...was 0x1 as a pinch-hitter in third All-Star Game...was on pace for 75 doubles (ML record is 67 by Boston's Earl Webb in 1931) when he collided with catcher John Marzano on an infield pop-up July 20; suffered four fractured ribs on play...was placed on 15-day DL July 21 and missed 21 games (team was 9-12 during absence)...injury snapped Seattle-record 293 consecutive game streak (last miss was June 11, 1994)...his start at third base July 20th was only one of the year (he had also played third on July 4)...was activated from 15-day DL Aug. 12...was ejected for first time in his career Aug. 23 at Boston (by Ted Barrett) for arguing a called third strike...collected 1,000th career hit Aug. 25 at Boston (off Mike Maddux)...collected 50th double Sept. 16 vs. Texas, becoming only fifth player with consecutive 50-double seasons...hit .276 (24x87) in September, snapping a string of 11 consecutive months where he hit .300 or above; string dated back to August of 1994...hit .339 vs. left-handers and .345 at home.

1997: Voted Outstanding Designated Hitter for the second time in three seasons by the AL...was second in the American League with a .330 batting...he also ranked second in the league with 119 walks and .456 on-base percentage...posted his third straight 100 run, 100 RBI, 100 walk season...reached the 25-HR mark for the third consecutive year...loved interleague play as he hit .475 with 7 homers and 14 RBI in just 40 at-bats vs. NL West opponents...reached base safely by hit or walk in 141 of his 151 starts...had a career-high 17-game hit streak from April 22-May 12; hit .314 during the streak which actually lowered his lifetime average of .315...hit two HRs and drove in a career-high six runs May 26 at Minnesota...homered in three straight games July 2-4...was the first-ever

MARTINEZ (continued)

DH elected to the All-Star Game; it was his fourth All-Star Game appearance...went 2-for-2, including a solo HR off Atlanta's Greg Maddux in the ASG...in a span of five days, required a total of 13 stitches in two incidents: Sept. 8 at Kansas City was hit in back of head by a Chili Davis thrown bat (five stitches) and Sept. 12 vs. Toronto in 6th inning home plate collision with Charlie O'Brien and his "hockey" mask opened a gash on his chin (eight stitches); did not leave either game and even came back in Sept. 12 game to hit game-winning three-run HR off Roger Clemens in 8th inning...did not play after Sept. 23 clincher as he was nursing a sore rib cage...made seven starts at first base (1 error in 73 total chances) and one appearance at third base (no chances)...batted team-high .345 against right-handed pitchers...was 5x11 (.455) with bases loaded.

1998: Hit over .320 for the fourth consecutive season and had over 100 RBI and 100 walks for fourth straight year...finished among the league-leaders in on-base percentage (1st/.429), doubles (3rd), walks (3rd), average (7th) and extra-base hits (9th/76)...29 home runs matched career-high (also 1995)...hit HR #25 at Cleveland Aug. 26, his fourth straight season with 25 or more homers...matched career-high with four hits Sept. 2 at Boston...was 4x4 with HR #29 & two doubles Sept. 26 vs. Texas; tied career-high w/17th career 4-hit game (3rd in '98)...hit .357 (92x258) in 70 games following the All-Star Break...ended season by hitting safely in final 14 games; 27x54 (.500) tear raised average to season-high .322...hit team-high .447 in Sept.... collected 27 of his 29 home runs and 91 of his 102 RBI vs. right-handed pitching...hit .332 with runners on base...had surgery on his right knee Oct. 5; surgery was performed by Mariners team physician Dr. Larry Pedegana...named to *The AP* postseason All-Star team and voted Outstanding Designated Hitter by the AL.

1999: Led the AL for the second consecutive year, third time overall, with a .447 on-base percentage in ...fourth in AL in batting average...seventh in the AL in walks...batted .360 after the All-Star break...led team with .358 average against lefties...hit .394 (56x142) in 41 games at Safeco with 11 doubles and 3 home runs...made five starts at first base...seven stolen bases were his most since a career-high 14 in 1992...was 3x3 with 2 home runs and 5 runs May 17 vs. Minnesota; the 5 runs were a career-best and matched the club record...went 3x5 with 3 home runs in his last three at bats May 18 vs. Minnesota; second career 3-HR game; tied club record for most HR in a game and most consecutive HR in a game...the five home runs in two games tied a ML record and set the club mark...hit third-career grand slam May 26 at Minnesota (LaTroy Hawkins)...hit a pinch-hit home run July 29 at Kansas City's off Glendon Rusch; second-career pinch-hit HR...got career hit #1500 Aug. 14 at Boston off Pedro Martinez in the sixth inning...hit 2 home runs Aug. 17 at Toronto; third 2-HR game of season, 17th career...AL Player of the Week for Aug. 30-Sept 5: was 13x26 with 7 runs and 9 RBI and led the league in batting, HR's (4), slugging percentage (1.038) and total bases (27)...was his fifth-career Player of the Week

CAREER DH LEADERS

BATTING AVERAGE
(MIN: 1000 AB AS DH)

NAME	BA	AB	H
Martinez, Edgar	.320	4642	1486
Molitor, Paul	.308	4727	1457
McRae, Hal	.294	5293	1555
Baines, Harold	.291	5806	1688
Thomas, Frank	.281	3121	876

HOME RUNS

NAME	HR
Baines, Harold	235
Martinez, Edgar	232
Baylor, Don	219
Canseco, Jose	208
Davis, Chili	200

RBI

NAME	RBI
Baines, Harold	978
Martinez, Edgar	942
McRae, Hal	823
Baylor, Don	801
Davis, Chili	736

Active Leaders in OBP
(min: 2000 PA)

NAME	OBP	PA
Bonds, Barry	.433	10967
Thomas, Frank	.428	8168
Helton, Todd	.425	4118
Martinez, Edgar	.423	8125
Giles, Brian	.417	4275

MARTINEZ (continued)

Award and first since June 16, 1996...hit his fourth-career grand slam Aug. 30 at Chicago...triple on Sept. 16 was first since Sept. 17, 1998...tied career-high with four hits Sept. 21 vs. Kansas City...average was at a season-high .344 as late as Sept. 27...finished with a .300+ average for the eight time in 10 full ML seasons...had over 35 doubles for seventh time.

Longest Current Tenure With Original Club*

Player, Club	Debut Year
Barry Larkin, Cin.	1986
Edgar Martinez, Sea.	1987

*thanks to Elias Sports Bureau

2000: Led AL with a career-high 145 RBI...also had a career-high 37 home runs...ranked among the league leaders in home runs, total bases, on-base percentage and slugging percentage...4 grand slams tied for the AL lead and set the Mariners single-season record...145 RBI was a new Major League mark for a player 37 years old or older...hit grand slam April 14 in Toronto (Pedro Borbon) for career home run #200; fifth career grand slam...two-run home run April 23 vs. Kansas City, traveled 421' into LF upper deck; RBI were career #800 & 801, becoming just third Mariner ever with 800 RBI...was named AL Player of the Month for May, after batting .441 (45x102) with 10 HR, 32 RBI and 24 runs scored in 27 games... named AL Player of the Week for May 15-21 after batting .462 with 5 home runs and an AL-high 14 RBI in 6 games... started at first base June 9 in San Francisco going 1x3...issued career walk #900 June 12 vs. Kansas City...reached in 10 consecutive plate appearances June 17-19...set the Mariners club record with 87 RBI in the first-half...named to the AL All-Star team for fifth time (0x1 as pinch-hitter)...was 2x4 as first baseman July 18 in Arizona...hit safely in 21 straight starts June 28-July 26 (30x82/.366)...was 2x5 with game-winning RBI in 13th inning in Seattle's 6-5 win July 29 vs. Toronto, before rushing across town and serving as Grand Marshall of Seafair Parade...hit go-ahead grand slam in bottom of the eighth inning Aug. 29 vs. New York (Jeff Nelson)...hit career double #400 Sept. 5 vs. Toronto...played in career game #1,539 on Sept. 27, becoming the Mariners all-time leader in games played.

2001: Named the DH of the Year by the AL...hit over .300 for the 10th time in his career...drove in 100 runs for the sixth time; second-most in club history...finished among the league leaders in doubles, RBI, walks, on-base percentage and slugging percentage...reached safely in 118 of 132 games...became the club's all-time hits leader with a single April 3 vs. Oakland...collected walk #1,000 of his career, May 3 vs. Boston...scored the 1000th run of his career May 13 at Toronto...started at first base June 12 at Colorado (1x3, HR), his lone start in the field...grounded out as a pinch-hitter June 14 at Colorado, snapping a streak of 43 consecutive games reaching safely, the longest streak in the AL...voted starting designated hitter on the AL All-Star team (0x2)...on 15-day disabled list July 16-Aug. 3 with strained left quad...home run on Aug. 8 vs. Toronto was RBI #1,000 of his career...hit 9th career grand slam (off Rocky Biddle) Aug. 10 vs. Chicago...doubled Sept. 23 at Oakland to pass Roberto Clemente on the all-time list doubles list...tripled Sept. 24 at Texas, his first triple since Sept. 16, 1999 at Tampa Bay...ejected for charging the mound Oct. 1 at Anaheim, his third career ejection, after getting hit by a pitch (Lou Pote); suspended for two games (Oct. 3-4)...hit .328 off right-handed pitchers, 5th in the AL.

2002: Scored 1,064th run of his career on April 11 vs. Anaheim to become the club's all-time leader in runs scored; left game with pulled left hamstring in 9th...placed on 15-day DL April 12 and underwent surgery April 13 in Ft. Worth, Tex. to remove ruptured tendon behind left knee; surgery performed by Rangers team orthopedist Dr. John Conway...transferred to 60-day DL May 25...reinstated from DL June 14; struck out as a pinch-hitter at San Diego...first five appearances off DL were as a pinch-hitter (1x5)...singled as a pinch-hitter June 20 at Cincinnati before tearing scar tissue behind left knee...missed six games June 21-26...returned to starting line-up June 27 vs. Oakland, going 2x5 with a home run and 3 RBI...tied ML record with three sacrifice flies Aug. 3 vs. Cleveland (11th time)...named AL Player of the Week for July 29-Aug. 4 after batting 11x22/.500 with 2 HR, 8 RBI, 6 runs...had RBI in six straight games (11 RBI) Aug. 2-8 and in 10 of 11 games (16 RBI) Aug. 2-14...had five straight multi-hit games Sept. 2-8 (11x18/.611, 3 HR)...homered on Sept. 6 at

Most Doubles in the 1990's

Mark Grace	364
Craig Biggio	362
Edgar Martinez	358
Albert Belle	344
Rafael Palmeiro	343
Tony Gwynn	330
Dante Bichette	330

MARTINEZ (continued)

Kansas City to become club's all-time leader in extra-base hits...was batting .301 (80x266) as late as Sept. 8, before going 11x62/177 over final 19 games.

POSTSEASON EXPERIENCE: Scorched the Yankees in the 1995 Division Series, batting .571 (12x21) in five games, setting the ALCS five-game record for hits in a series...became first player in history to drive in seven runs during a single postseason game in Seattle's come-from-behind win in Game 4...slugged a three-run HR in the third inning to slice Yankees lead to 5-3, then drilled a grand slam to center off John Wetteland in the eighth inning to give Seattle a 10-6 lead... was 3x6 in Game 5, including doubling home the tying and winning runs in the 11th inning off Jack McDowell to send Seattle to the ALCS... struggled in the 1997 Division Series vs. Baltimore, batting just .188 (3x16) in four games; two of three hits were home runs...had two home runs and 6 RBI in 9 postseason games in 2000...batted .364 (4x11) with home run and 2 RBI in ALDS vs. Chicago...broke a 4-4 tie with a two-run home run in the 10th inning in Game 1 of ALDS in Chicago, as Seattle won 7-4...hit a two-run homer in Seattle's 6-2 win in Game 5 of ALCS vs. New York...started all 10 of Seattle's postseason games in 2001...hit .313 (5x16) with two home runs and 5 RBI in the ALCS vs. Cleveland...home run in Game 4 in Cleveland was estimated at 458 feet.

AWARDS: All-Star Games: 1992, 1995 (starter), 1996, 1997 (starter), 2000, 2001 (starter), 2003 (starter)...Silver Slugger: 1992, 1997, 2001, 2003...AL Designated Hitter of the Year: 1995, 1997, 1998, 2000, 2001...Sporting News AL All-Star: 1992, 1995, 1997, 2001...AP ML All-Star: 1995, 1998...AL Player of the Week six times (last: May 22, 2000)...AL Player of the Month five times (last: May, 2003)...named the Mariners MVP by the Seattle Chapter of the BBWAA in 1992 and 1995...voted the Seattle P-I Sports Star of the Year in 1992.

MARTINEZ'S CAREER DESIGNATED HITTING

YEARS	AVG	G	AB	R	H	2B	3B	HR	RBI	HB	BB	SO	SB-CS	OBP
1987-03	.320	1281	4642	839	1486	349	6	232	942	64	930	810	32-16	.436

MARTINEZ'S PLAYING RECORD

YEAR	CLUB	AVG.	G	AB	R	H	2B	3B	HR	RBI	HB	BB	SO	SB-CS	E	OBP
1983	Bellingham	.173	32	104	14	18	1	1	0	5	0	18	24	1-0	-	.295
1984	Wausau	.303	126	433	72	131	32	2	15	66	3	84	57	11-9	25	.414
1985	Chattanooga	.258	111	357	43	92	15	5	3	47	5	71	30	1-3	19	.378
	Calgary	.353	20	68	8	24	7	1	0	14	0	12	7	1-0	4	.450
1986	Chattanooga	.264	132	451	71	119	29	5	6	74	2	89	35	2-5	15	.383
1987	Calgary	.329	129	438	75	144	31	1	10	66	2	82	47	3-5	20	.434
	SEATTLE	.372	13	43	6	16	5	2	0	5	1	2	5	0-0	0	.413
1988	SEATTLE	.363*	95	331	63	120	19	4	8	64	3	65	40	9-1	19	.467
	SEATTLE	.281	14	32	0	9	4	0	0	5	0	4	7	0-0	1	.351
1989	SEATTLE	.240	65	171	20	41	5	0	2	20	3	17	26	2-1	6	.314
	Calgary	.345	32	113	30	39	11	0	3	23	3	22	13	2-2	10	.457
1990	SEATTLE	.302	144	487	71	147	27	2	11	49	5	74	62	1-4	27	.397
1991	SEATTLE	.307	150	544	98	167	35	1	14	52	8	84	72	0-3	15	.405
1992	SEATTLE	.343*	135	528	100	181	46+	3	18	73	4	54	61	14-4	17	.404
1993	SEATTLE	.237	42	135	20	32	7	0	4	13	0	28	19	0-0	2	.366
	Jacksonville #	.357	4	14	2	5	0	0	1	3	0	2	0	0-0	0	.438
1994	SEATTLE	.285	89	326	47	93	23	1	13	51	3	53	42	6-2	9	.387
1995	SEATTLE	.356*	145+	511	121+	182	52+	0	29	113	8	116	87	4-3	2	.479*
1996	SEATTLE	.327	139	499	121	163	52	2	26	103	8	123	84	3-3	1	.464
1997	SEATTLE	.330	155	542	104	179	35	1	28	108	11	119	86	2-4	1	.456
1998	SEATTLE	.322	154	556	86	179	46	1	29	102	3	106	96	1-1	0	.429*
1999	SEATTLE	.337	142	502	88	169	35	1	24	86	6	97	99	7-2	0	.447*
2000	SEATTLE	.324	153	556	100	180	31	0	37	145*	5	96	95	3-0	0	.423
2001	SEATTLE	.306	132	470	80	144	40	1	23	116	9	93	90	4-0	0	.420
2002	SEATTLE	.277	97	328	42	91	23	0	15	59	6	67	69	1-1	0	.403
2003	SEATTLE	.294	145	497	72	146	25	0	24	98	7	92	95	0-1	0	.406
ML Totals		.315	1914	6727	1174	2119	491	15	297	1198	87	1225	1095	48-30	81	.423

ALL-STAR GAME

YEAR	CLUB, SITE	AVG.	G	AB	R	H	2B	3B	HR	RBI	HB	BB	SO	SB-CS	E	OBP
1992	AL, San Diego	.000	1	1	0	0	0	0	0	0	0	0	0	0-0	0	.000
1995	AL, Texas	.000	1	3	0	0	0	0	0	0	0	0	0	0-0	0	.000
1996	AL, Philadelphia	.000	1	1	0	0	0	0	0	0	0	0	0	0-0	0	.000
1997	AL, Cleveland	1.000	1	2	1	2	0	0	1	1	0	0	0	0-1	0	1.000
2000	AL, Atlanta	.000	1	1	0	0	0	0	0	0	0	0	0	0-0	0	.000
2001	AL, Seattle	.000	1	2	0	0	0	0	0	0	0	0	0	0-0	0	.000
2003	AL, Chicago	.000	1	2	0	0	0	0	0	0	0	0	2	0-0	0	.000
ASG Totals		.167	7	12	1	2	0	0	1	1	0	0	2	0-1	0	.167

DIVISION SERIES

YEAR	CLUB, OPP.	AVG	G	AB	R	H	2B	3B	HR	RBI	HB	BB	SO	SB-CS	E	OBP
1995	SEA vs NY	.571	5	21	6	12	3	0	2	10	0	6	2	0-0	0	.667
1997	SEA vs BAL	.188	4	16	2	3	0	0	2	3	0	0	3	0-0	0	.188
2000	SEA vs. CHI	.364	3	11	2	4	1	0	1	2	0	2	1	0-0	0	.462
2001	SEA vs. CLE	.313	5	16	3	5	1	0	2	5	0	5	2	1-0	0	.476
DS Totals		.375	17	64	13	24	5	0	7	20	0	13	8	1-0	0	.481

LEAGUE CHAMPIONSHIP SERIES

YEAR	CLUB, OPP.	AVG	G	AB	R	H	2B	3B	HR	RBI	HB	BB	SO	SB-CS	E	OBP
1995	SEA vs CLE	.087	6	23	0	2	0	0	0	0	1	2	5	1-1	0	.192
2000	SEA vs. NY	.238	6	21	5	9	1	0	1	4	0	3	5	0-0	0	.333
2001	SEA vs. NY	.150	5	20	1	3	1	0	0	0	0	1	6	0-0	0	.190
LCS Totals		.156	17	64	6	14	2	0	1	4	1	6	16	1-1	0	.239

MARTINEZ's DETAILED BREAKDOWN

2003						CAREER						CAREER BY BALLPARK					
AVG	AB	H	HR	RBI		AVG	AB	H	HR	RBI		AVG	AB	H	HR	RBI	
.306	49	15	2	10		.300	611	183	23	92		.317	328	104	11	51	
.281	32	9	0	3		.320	462	148	21	81		.344	183	63	11	39	
.211	19	4	0	1		.292	448	131	17	73		.301	246	74	9	38	
.414	29	12	3	10		.306	519	159	21	106		.316	234	74	11	49	
.290	31	9	2	11		.345	458	158	26	95		.315	146	46	7	28	
.370	27	10	2	7		.314	421	132	16	72		.245	53	13	3	9	
.290	31	9	2	8		.312	500	156	18	82		.307	277	85	13	40	
.355	31	11	2	5		.347	476	165	28	89		.377	247	93	13	50	
.257	35	9	2	5		.321	464	149	21	96		.344	244	84	10	46	
.344	64	22	2	11		.312	565	176	28	100		.275	309	85	15	46	
												.303	1049	318	49	232	
.148	27	4	1	3		.327	199	65	7	30		.313	99	31	4	8	
.262	61	16	4	14		.305	658	201	25	105		.278	266	74	13	51	
.423	26	11	2	8		.315	479	151	21	96		.339	224	76	12	55	
												.286	14	4	0	1	
.111	9	1	0	0		.111	9	1	0	0		—	—	—	—	—	
						.333	3	1	0	0		—	—	—	—	—	
						.333	54	18	6	14		.333	12	4	2	2	
						.423	26	11	1	3		.000	2	0	0	0	
						.299	224	67	8	31		—	—	—	—	—	
.091	11	1	0	0		.091	11	1	0	0		—	—	—	—	—	
.500	2	1	0	0		.500	2	1	0	0		.500	2	1	0	0	
.000	2	0	0	0		.000	2	0	0	0		.000	2	0	0	0	
.182	11	2	0	2		.342	76	26	6	17		.333	15	5	3	4	
						.343	35	12	4	13		.333	3	1	0	1	
.248	246	61	8	43		.315	3261	1028	144	605		.304	92	28	1	9	
.339	251	85	16	55		.315	3466	1091	153	593		.270	126	34	2	15	
.304	280	85	19	64		.314	3621	1138	178	688		.333	3	1	0	0	
.281	217	61	5	34		.316	3106	981	119	510		.405	84	34	5	13	
.301	123	37	8	32		.323	1676	542	77	292		.167	6	1	1	1	
.291	374	109	16	66		.312	5051	1577	220	906		.188	16	3	0	0	
.352	142	50	8	75		.304	1812	551	78	875		.321	2212	710	95	373	
.500	10	5	0	15		.316	152	48	9	159		.268	41	11	3	4	
.167	6	1	0	0		.186	43	8	2	7		.333	36	12	0	4	
.295	492	145	24	98		.320	4642	1486	232	942		.321	156	50	4	21	
						.222	9	2	1	3							
.362	69	25	3	15		.298	885	264	30	152							
.280	100	28	10	30		.331	1233	408	67	254							
.266	64	17	2	10		.311	1125	350	55	210							
.306	85	26	5	14		.315	1139	359	50	184							
.305	95	29	2	16		.316	1239	392	58	244							
.250	84	21	2	13		.314	1097	344	36	151							

MARTINEZ's CAREER TRANSACTIONS

- Signed as free agent by Seattle, December 19, 1982.
- On disabled list April 4-May 17, 1993 with pulled left hamstring.
- On disabled list June 15-July 21, 1993 with pulled left hamstring (included rehabilitation assignment to Jacksonville, July 17-21).
- On disabled list August 17, 1993 through remainder of season with pulled left hamstring.
- On disabled list April 16-May 6, 1994 with bruised right wrist.
- On disabled list July 23-August 12, 1996 with bruised ribs.
- On disabled list July 16-August 3, 2001 with strained left quad.
- On disabled list April 12-June 14, 2002 with ruptured tendon behind left knee.



JULIO MATEO (40)

POSITION: Pitcher

AGE: 24, turns 25 on Aug. 22

BORN: 8-22-79 in Bani, DR

BATS: Right **THROWS:** Right **HEIGHT:** 6-0 **WEIGHT:** 177

ML SERVICE: 1 year, 60 days

CONTRACT STATUS: Signed thru 2004

ACQUIRED: Signed as a non-drafted free agent May 15, 1996 by Mariners scout Ramon De Los Santos.

2003:

- Named the Mariners Unsung Hero for 2003 by the Seattle chapter of the BBWAA.
- Spent first full season in the Majors, amassing a 4-0-1 mark with a 3.15 ERA in 50 relief appearances.
- Was second Seattle pitcher, first reliever, to begin career 4-0 (also Joel Pineiro).
- Walked 13 while striking out 71 batters on the season, and stranded 20 of 29 inherited runners.
- Was 2-0, 2.70 (43.1 IP, 13 ER) in 27 road games, and 2-0 3.61 (42.1 IP, 17 ER) in 23 home games.
- Held opposition to a .208 average (10x48) in eight April games.
- Earned first ML victory June 5 at Philadelphia, tossing 2.0 scoreless innings (H, 2 K).
- Optioned to Tacoma June 10, but recalled the next day...did not appear in a game with Tacoma.
- Rebounded from a 6.75 ERA (13.1 IP, 10 ER) in seven May games with a 1.92 ERA (46.2 IP, 10 ER) in his next 27 games.
- Set career-highs with 5.1 IP and eight strikeouts Aug. 1 vs. Chicago (5.1,2,1,1,1,8,HR).
- Tossed 3.1 shutout innings to improve to 3-0 Aug. 13 vs. Toronto.
- Retired lone BF Aug. 15 vs. Boston to earn the win and improve to 4-0 on the season.
- Earned first career save, tossing 3.0 shutout innings in 9-3 win vs. Oakland Sept. 26.

PERSONAL: Julio Cesar Mateo resides in Bani, DR.

CAREER:

1996: Was 4-2 with a 1.74 ERA in 14 games, five starts, with Santo Domingo.

1997: Pitched with Peoria.

1998: Transferred to Lancaster on May 1, from Peoria...appeared in one game, allowing a solo home run in 1.1 IP...transferred to Everett on May 4 for rest of season...did not allow a run in nine outings July 2-25, collecting two wins and a save...appeared in a team-high 28 games and was second on the squad with four saves.

1999: Third on team with 5 saves...0-0, 2.08 in 10 games, 1 start, with Escogido in Dominican Winter League.

2000: Set career-highs in appearances (36) and strikeouts (73) in second season with Wisconsin...was on the disabled list from May 30-June 6 with a right hamstring strain...struck out a season-high six hitters in 3.2 innings of work on June 17...tossed a total of six scoreless innings in three postseason appearances...played winter ball with Escogido of the Dominican League.

2001: His 26 saves with San Bernardino was tops among Mariners minor league hurlers and second in the California League...his 56 relief appearances was third in the league...set career-highs in games, saves and strikeouts (79)...went 1-0, 1.84 (14.2 IP, 3 ER) with 4 saves in 10 April appearances...tossed 17.0 consecutive shutout innings over 16 appearances from July 1-Aug. 12; struck out 23 and walked just 2 while converting 9 consecutive save situations during that span...pitched in 16 games with Escogido in the Dominican Winter League.

2002: Began season with San Antonio, going 1-0 with a 0.52 ERA in 12 relief appearances while holding opponents to a .121 batting average...selected by Seattle May 7, and made ML debut that night vs. Toronto, tossing a scoreless inning and stranding two runners...had no record and 3.93 over 9 relief appearances before he was optioned to Tacoma June

MATEO's CAREER HIGHS

MOST STRIKEOUTS:

8 – 8/1/03 vs. CHI (AL)

LOW-HIT GAME:

None

LONGEST WINNING STREAK:

4 – 6/5/03-current

LONGEST LOSING STREAK:

None

MOST INNINGS PITCHED:

STARTER:

None

RELIEVER:

5.1 – 8/1/03 vs. CHI (AL)

MATEO (continued)

25...recalled July 6 and made two relief appearances with Seattle...optioned back to Tacoma July 14, ending season with Mariners with a 0-0, 4.29 record in 12 relief appearances...finished year with 4-2, 4.06 record with six saves in 20 games with the Rainiers.

POSTSEASON EXPERIENCE: None.

AWARDS: Voted Mariners Unsung Hero for 2003 by the Seattle chapter of the BBWAA.

MATEO's PLAYING RECORD

YEAR	CLUB	W-L	ERA	G	GS	CG	SH	SV	IP	H	R	ER	HR	BB	SO
1997	Peoria	3-1	3.30	13	6	0	0	1	60.0	45	32	22	1	23	54
1998	Lancaster	0-0	6.75	1	0	0	0	0	1.1	1	1	1	1	1	1
	Everett	3-3	4.70	28	0	0	0	4	38.1	40	25	20	6	17	37
1999	Wisconsin	1-3	4.34	20	0	0	0	4	29.0	31	18	14	2	8	27
2000	Wisconsin	4-8	4.19	36	1	0	0	4	68.2	63	38	32	12	23	73
2001	San Bernardino	5-4	2.86	56	0	0	0	26	66.0	58	28	21	5	16	79
2002	San Antonio	1-0	0.52	12	0	0	0	0	17.1	7	3	1	2	3	18
	SEATTLE	0-0	4.29	12	0	0	0	0	21.0	20	10	10	2	12	15
	Tacoma	4-2	4.06	20	0	0	0	6	31.0	39	15	14	2	7	23
2003	SEATTLE	4-0	3.15	50	0	0	0	1	85.2	69	32	30	14	13	71
ML Totals		4-0	3.38	62	0	0	0	1	106.2	89	42	40	16	25	86

DETAILED BREAKDOWN

2003						CAREER						CAREER BY BALLPARK							
W-L-S	ERA	G	IP	H	ER	W-L-S	ERA	G	IP	H	ER	W-L-S	ERA	G	IP	H	ER		
0-0-0	2.08	3	4.1	3	1	Anaheim	0-0-0	2.08	3	4.1	3	1	Angel Stadium	0-0-0	0.00	1	2.1	2	0
0-0-0	3.60	4	5.0	6	2	Baltimore	0-0-0	5.00	7	9.0	11	5	Camden Yards	0-0-0	9.00	4	4.0	6	4
1-0-0	1.93	3	4.2	1	1	Boston	1-0-0	2.00	5	9.0	6	2	Fenway Park	0-0-0	1.42	3	6.1	3	1
0-0-0	1.23	2	7.1	3	1	Chicago	0-0-0	1.23	2	7.1	3	1	U.S. Cellular Field	0-0-0	0.00	1	2.0	1	0
0-0-0	1.69	4	5.1	4	1	Cleveland	0-0-0	1.69	4	5.1	4	1	Jacobs Field	0-0-0	1.69	4	5.1	4	1
0-0-0	1.93	2	4.2	1	1	Detroit	0-0-0	1.93	2	4.2	1	1	Comerica Park	—	—	—	—	—	—
0-0-0	10.13	3	2.2	5	3	Kansas City	0-0-0	10.13	3	2.2	5	3	Kauffman Stadium	0-0-0	0.00	2	1.2	3	0
1-0-0	2.16	2	8.1	5	2	Minnesota	1-0-0	3.48	3	10.1	9	4	Metrodome	1-0-0	2.08	1	4.1	3	1
0-0-0	9.53	4	5.2	10	6	New York	0-0-0	9.53	4	5.2	10	6	Yankee Stadium	0-0-0	6.75	2	1.1	2	1
0-0-1	3.27	5	11.0	9	4	Oakland	0-0-1	3.18	7	17.0	12	6	Network Associates Col.	0-0-0	5.40	5	10.0	10	6
	—	—	—	—	—	Seattle	—	—	—	—	—	—	Safeco Field	2-0-1	3.29	29	54.2	43	20
0-0-0	5.40	2	5.0	5	3	Tampa Bay	0-0-0	4.76	3	5.2	5	3	Tropicana Field	0-0-0	0.00	1	0.2	0	0
0-0-0	2.84	9	12.2	12	4	Texas	0-0-0	2.84	9	12.2	12	4	Ballpark in Arlington	0-0-0	4.50	5	8.0	9	4
1-0-0	0.00	3	5.1	1	0	Toronto	1-0-0	0.00	4	6.1	2	0	SkyDome	0-0-0	0.00	2	2.0	0	0
0-0-0	0.00	1	0.1	0	0	Atlanta	0-0-0	0.00	1	0.1	0	0	Turner Field	—	—	—	—	—	—
—	—	—	—	—	—	Chicago	0-0-0	0.00	1	1.0	0	0	Wrigley	—	—	—	—	—	—
—	—	—	—	—	—	Houston	0-0-0	9.00	1	2.0	2	2	Minute Maid Park	0-0-0	9.00	1	2.0	2	2
1-0-0	0.00	1	2.0	1	0	Philadelphia	1-0-0	0.00	1	2.0	1	0	Veterans Stadium	1-0-0	0.00	1	2.0	1	0
0-0-0	6.75	2	1.1	3	1	San Diego	0-0-0	6.75	2	1.1	3	1	Qualcomm Stadium	—	—	—	—	—	—
2-0-1	3.61	23	42.1	32	17	At Home	2-0-1	3.29	29	54.2	43	20							
2-0-0	2.70	27	43.1	37	13	Away	2-0-0	3.46	33	52.0	46	20							
1-0-0	3.46	25	41.2	36	16	Pre-ASG	1-0-0	3.77	36	62.0	56	26							
3-0-1	2.86	25	44.0	33	14	Post-ASG	3-0-1	2.82	26	44.2	33	14							
	—	—	—	—	—	Start	—	—	—	—	—	—							
4-0-1	3.15	50	85.2	69	30	Relief	4-0-1	3.38	62	106.2	89	40							
0-0-0	2.13	8	12.2	10	3	in April	0-0-0	2.13	8	12.2	10	3							
0-0-0	6.75	7	13.1	15	10	May	0-0-0	5.82	12	21.2	26	14							
1-0-0	1.50	5	6.0	6	1	June	1-0-0	2.81	10	16.0	11	5							
1-0-0	1.93	10	16.2	12	4	July	1-0-0	2.53	12	21.1	16	6							
2-0-0	2.05	12	22.0	11	5	August	2-0-0	2.05	12	22.0	11	5							
0-0-1	4.85	8	13.0	15	7	Sept/Oct	0-0-1	4.85	8	13.0	15	7							

MATEO's CAREER TRANSACTIONS

— Signed by Seattle as a non-drafted free agent May 15, 1996.

BASEBALL HALL OF FAME

Research Assistance — The Hall of Fame Library & Archive houses in excess of 2.5 million print, photo and multimedia documents. The Hall of Fame is pleased to provide assistance in baseball research and members of the media are encouraged to utilize this valuable baseball resource when ever necessary, by calling the Public Relations department at (607)547-0215, or the Library Reference desk at (607)547-0330.



QUINTON McCRACKEN (9)

POSITION: Outfielder

AGE: 33, turns 34 Aug. 16 **BORN:** 8-16-70 in Wilmington, NC

BATS: Both **THROWS:** Right **HEIGHT:** 5-7 **WEIGHT:** 188

ML SERVICE: 6 years, 120 days

CONTRACT STATUS: Signed thru 2004

ACQUIRED: Traded to Seattle by Arizona for Greg Colbrunn (inf) and cash, December 15, 2003.

2003:

- Started 22 games in rightfield, 11 in centerfield and 6 in leftfield.
- Recorded his 200th career RBI May 3 vs. Atlanta on an RBI single.
- After a 1x19 start, batted .308 (8x26) while hitting safely in 8 of 11 games from April 20-May 13.
- Started 7 of 10 games from June 4-15, going 5x25 (.200).
- Picked up his 100th career double June 11 in Kansas City.
- Drove in a season-high 3 RBI June 23 vs. Houston with a bases-loaded triple.
- Had a game-winning 2-run single in the tenth inning July 4 in Los Angeles.
- Best stretch was July 3-23, when he hit safely in 13 of 17 games at a .362 clip (17x47), including 11 starting assignments in that stretch.
- Closed the year by going 3x4 as a pinch hitter in the final week of the season.

PERSONAL: Quinton Antoine McCracken...resides in Scottsdale, AZ...1988 graduate of South Brunswick (NC) High School was a four-sport standout in basketball, track, football and baseball, playing shortstop during his senior year for the 29-0, state champion baseball team...graduated from Duke University, with a degrees in political science and history...started every game of his college career on the diamond, hitting .349 with 263 hits and 98 stolen bases...the two-sport star also played football as a defensive back for coach Steve Spurrier and the 1989 ACC Championship team.

- 1992:** Made pro debut as second baseman for Bend...was batting .212 late in the season when he revisited the idea of becoming a switch-hitter and added the left side to his repertoire...a double in his first at-bat set off a 2-week tear in which he batted .531 and captured consecutive Player-of-the-Week honors.
- 1993:** Made the transition from second base to centerfield and captured Colorado's Minor League Player-of-the-Year award...boosted his average from .220 in June to .292 at the end of the season, aided by a 13-game hitting streak to close out the season.
- 1994:** Spent the entire season in New Haven (AA), leading the team in runs, hits, doubles and steals while reeling off a 21-game hitting streak in June.
- 1995:** Began the year at double-A New Haven before a promotion to triple-A Colorado Springs collected 44 hits in 111 at-bats (.396) in August before hitting safely in 9 postseason contests and helping the Sky Sox capture the PCL crown...led all minor leaguers and switch-hitting pros with a combined .359 average...promoted to the Majors on September 16 but did not appear.
- 1996:** Finished fourth among NL rookies in batting, behind Edgar Renteria (.309), Jason Kendall (.300) and Todd Hollandsworth (min. 300 plate appearances)...stroked a pinch-hit double off of Trevor Hoffman on April 16 for his first major league hit...hit first career home run July 27 at Colorado (Amaury Telemaco).
- 1997:** Started 71 games in centerfield for Colorado...had 13 successful stolen bases to open the season...he combined in Aug. and Sept. to hit .397 (27x68).
- 1998:** Scored the first run in Tampa Bay history on Opening Day, March 31, vs. Detroit...batted .483 (14x29) with 6 multi-hit games in the first week of the season, earning

McCRACKEN'S CAREER HIGHS

MOST HITS:

4 — three times; last done 9/8/98 vs. SEA (with TB)

MOST HOME RUNS:

2 — 6/15/98 vs. TOR (with TB)

MOST RBIS:

4 — three times; last done 4/21/99 vs. BAL (with TB)

MOST STOLEN BASES:

2 — seven times; last done 6/5/02 (with ARI)

LONGEST HITTING STREAK:

18 — 8/18-9/9/98 (with TB)

CAREER GRAND SLAMS:

None

McCRACKEN (continued)

- AL Co-Player-of-the-Week honors...his 179 hits were the most ever by a player on a first-year expansion team...started 148 contests (101 in centerfield, 47 in leftfield)...ranked fifth among AL outfielders with a .992 fielding percentage, committing only 1 error in his first 147 games...had 18 outfield assists, setting an expansion record...posted an 18-game hit streak Aug. 18-Sept. 9 and tied Tommy Davis' 1969 record streak with the expansion Seattle Pilots.
- 1999:** Had season cut short on May 24 when he collided with the left-centerfield wall at Tropicana Field in the sixth inning and suffered a torn ACL in his right knee...Dr. James Andrews in Birmingham, AL, performed successful reconstructive surgery on June 3.
- 2000:** Had four stints with Tampa Bay, appearing in a total of just 15 games...with Durham, batted .415 (17x41) over a 9-game hit streak from May 8-June 3.
- 2001:** Opened the year in spring training with St. Louis, but was released on March 28 and signed with the Twins' organization...spent a majority of the season with triple-A Edmonton with a brief stint in Minnesota...reached base via a hit or walk in 22 consecutive games from May 20-August 4 with Edmonton...joined Minnesota on June 5 and made 14 starts, 8 as the DH and 6 in the outfield, as well as 8 pinch-hitting appearances...optioned back to Edmonton on July 20...hit safely in 23 of his last 25 games, featuring a 19-game hitting streak from Aug. 9-28, batting .347 (34x98)...finished tied for second in the PCL in batting average.
- 2002:** Had a career-high 8 triples and 13 sacrifice bunts while finishing with a .309 average, the first .300+ season of his big league career...started just 3 games in the first month...began sharing rightfield duties in mid-May...hit in 16 of the 18 games he participated in during June, batting .403 on the month (29x72) with 8 doubles and 12 runs...had an 11-game hitting streak June 15-29, batting .447 (21x47); also had an 8-game stretch with 18 hits in 34 at bats (.529)...batted .347 (34x98) from July 22-August 21 featuring 19 runs, 10 doubles, a triple, 2 homers and 19 RBI...finished the season with 30 multi-hit games.
- POSTSEASON EXPERIENCE:** Hit .364 (4x11) in 3 games vs. St. Louis in 2002 NLDS...hit a 2-out run-scoring double in the eighth inning of Game #2 to tie the score at 1-1...also singled, walked and scored a run in the series finale in Busch Stadium.
- AWARDS:** Voted as the Devil Ray's first-ever Most Valuable Player by the Tampa Bay chapter of the BBWAA...AL Co-Player of the Week: April 6, 1998.

McCRACKEN's PLAYING RECORD

YEAR	CLUB	AVG	G	AB	R	H	2B	3B	HR	RBI	HB	BB	SO	SB-CS	E	OBP
1992	Bend	.280	67	232	37	65	13	2	0	27	0	25	39	18-6	17	.347
1993	Central Valley	.292	127	483	94	141	17	7	2	58	2	78	90	60-19	13	.390
1994	New Haven	.278	136	544	94	151	27	4	5	39	4	48	72	36-19	8	.338
1995	New Haven	.357	55	221	33	79	11	4	1	26	3	21	32	26-8	3	.419
	Colorado Springs	.361	61	244	55	88	14	6	3	0	1	23	30	17-6	1	.418
	COLORADO	.000	3	1	0	0	0	0	0	0	0	0	1	0-0	0	.000
1996	COLORADO	.290	124	283	50	82	13	6	3	40	1	32	62	17-6	6	.363
1997	COLORADO	.292	147	325	69	95	11	1	3	36	1	42	62	28-11	4	.374
1998	TAMPA BAY	.292	155	614	77	179	38	7	7	59	3	41	107	19-10	3	.335
1999	TAMPA BAY	.250	40	148	20	37	6	1	1	18	1	14	23	6-5	1	.317
2000	TAMPA BAY	.129	15	31	5	4	0	0	0	2	0	6	4	0-1	0	.270
	Durham	.260	85	334	54	87	18	2	2	28	2	34	57	13-7	4	.332
2001	Edmonton	.338	81	361	53	122	27	4	4	45	1	21	54	8-10	5	.374
	MINNESOTA	.219	24	64	7	14	2	2	0	3	0	5	13	0-1	0	.275
2002	ARIZONA	.308	123	349	60	108	27	8	3	40	2	32	68	6-4	1	.387
2003	ARIZONA	.227	115	203	17	46	5	2	0	18	0	15	34	5-1	1	.276
	AL Totals	.273	234	857	109	234	46	10	8	82	4	66	147	25-17	4	.325
	NL Totals	.285	512	1161	196	331	56	17	9	134	4	121	227	55-22	11	.352
	ML Totals	.280	746	2018	305	565	102	27	17	216	8	187	374	80-39	15	.341

DIVISION SERIES

YEAR	CLUB, OPP.	AVG	G	AB	R	H	2B	3B	HR	RBI	HB	BB	SO	SB-CS	E	OBP
2002	ARI vs. STL	.364	3	11	1	4	1	0	0	2	0	1	2	0-0	0	.417

DETAILED BREAKDOWN

2003					CAREER					CAREER BY BALLPARK						
AVG	AB	H	HR	RBI	AVG	AB	H	HR	RBI	AVG	AB	H	HR	RBI		
—	—	—	—	—	Anaheim	.235	81	19	0	10	Angel Stadium	.244	41	10	0	4
—	—	—	—	—	Baltimore	.303	76	23	3	11	Camden Yards	.250	28	7	1	4
—	—	—	—	—	Boston	.171	70	12	0	2	Fenway Park	.237	38	9	0	0
.286	7	2	0	1	Chicago	.294	68	20	0	6	U.S. Cellular Field	.219	32	7	0	2
.250	4	1	0	0	Cleveland	.263	76	20	0	2	Jacobs Field	.214	42	9	0	2
.000	4	0	0	0	Detroit	.352	71	25	0	10	Kauffman Park	.000	4	0	0	0
.333	6	2	0	0	Kansas City	.245	53	13	0	6	Cummins Stadium	.261	23	6	0	1
.000	10	0	0	0	Minnesota	.262	61	16	0	9	Metrodome	.226	84	19	0	5
—	—	—	—	—	New York	.231	52	12	0	2	Yankee Stadium	.233	30	7	0	1
—	—	—	—	—	Oakland	.302	43	13	1	4	Network Associates Col.	.313	16	5	1	2
—	—	—	—	—	Seattle	.278	72	20	0	6	Safeco Field	.286	7	2	0	1
—	—	—	—	—	Tampa Bay	—	—	—	—	—	Tropicana Field	.295	390	115	6	47
—	—	—	—	—	Texas	.263	76	20	1	12	Ballpark in Arlington	.216	51	11	0	7
—	—	—	—	—	Toronto	.397	73	29	2	7	SkyDome	.282	39	11	0	3
—	—	—	—	—	Arizona	—	—	—	—	—	Bank One Ballpark	.325	243	79	1	33
.222	9	2	0	1	Atlanta	.238	80	19	0	4	Turner Field	.118	17	2	0	0
.000	2	0	0	0	Chicago	.297	91	27	3	13	Wrigley Field	.277	47	13	1	6
.125	8	1	0	0	Cincinnati	.288	73	21	2	14	Great American Ball Park	.333	3	1	0	0
.303	33	10	0	3	Colorado	.385	78	30	1	11	Coors Field	.335	352	118	4	55
.000	7	0	0	0	Florida	.283	60	17	2	7	Pro Player Stadium	.194	36	7	1	3
.333	9	3	0	4	Houston	.267	75	20	0	8	Minute Maid Park	.250	12	3	0	1
.100	20	2	0	2	Los Angeles	.250	116	29	0	15	Dodger Stadium	.184	49	9	0	5
.286	7	2	0	0	Milwaukee	.214	14	3	0	0	Miller Park	.222	9	2	0	0
.000	3	0	0	0	Montreal	.259	81	21	1	7	Olympic Stadium	.171	41	7	0	2
.200	10	2	0	0	New York	.324	74	24	0	10	Shea Stadium	.250	56	14	0	6
.200	10	2	0	1	Philadelphia	.259	58	15	0	3	Veterans Stadium	.211	38	8	0	2
.300	10	3	0	2	Pittsburgh	.268	56	15	0	6	PNC Park	.182	11	2	0	2
.400	5	2	0	0	St. Louis	.333	42	14	0	5	Busch Stadium	.360	25	9	0	1
.333	18	6	0	2	San Diego	.322	121	39	1	18	Qualcomm Stadium	.262	61	16	1	6
.286	21	6	0	2	San Francisco	.228	127	29	0	8	SBC Park	.242	33	8	0	2
.270	74	20	0	8	At Home	.309	981	303	10	132	Astrodome	.192	26	5	0	2
.202	129	26	0	10	Away	.253	1037	262	7	84	Atlanta-Fulton County	.200	15	3	0	0
.236	140	33	0	15	Pre-ASB	.270	1139	308	12	114	Cinergy Field	.304	23	7	1	2
.206	63	13	0	3	Post-ASB	.292	879	257	5	102	Kingdome	.393	28	11	0	5
.215	79	17	0	5	vs. LHP	.266	594	158	1	48	Three Rivers Stadium	.353	17	6	0	1
.234	124	29	0	13	vs. RHP	.286	1424	407	16	168	3Com Park	.324	34	11	0	2
.244	45	11	0	17	RISP	.299	492	147	5	191	Tiger Stadium	.353	17	6	0	1
.250	8	2	0	6	Bases Loaded	.349	43	15	0	37	—	—	—	—	—	—
.222	54	12	0	3	as PH	.223	148	33	0	6	—	—	—	—	—	—
.000	1	0	0	0	as DH	.212	33	7	0	1	—	—	—	—	—	—
.000	1	0	0	0	In March	.333	6	2	0	1	—	—	—	—	—	—
.129	31	4	0	1	April	.286	318	91	3	33	—	—	—	—	—	—
.300	30	9	0	5	May	.271	310	84	4	32	—	—	—	—	—	—
.186	43	8	0	5	June	.271	384	104	5	37	—	—	—	—	—	—
.293	58	17	0	6	July	.267	419	112	1	49	—	—	—	—	—	—
.059	17	1	0	0	August	.277	310	86	3	38	—	—	—	—	—	—
.304	23	7	0	1	Sept/Oct	.317	271	86	1	26	—	—	—	—	—	—

McCRACKEN's CAREER TRANSACTIONS

- Selected by Colorado in the 25th round of 1992 June draft.
- Selected by Tampa Bay as their second pick in the first round of the MLB expansion draft, November 18, 1997.
- On Disabled List with right knee sprain, May 25, 1999-remainder of season.
- Signed by St. Louis as a free agent, January 16, 2001
- Signed by Minnesota as a minor league free agent, April 14, 2001.
- Signed by Arizona as a minor league free agent, January 9, 2002.
- Traded to Seattle by Arizona for Greg Colbrunn (inf) and cash, December 15, 2003.

THE MARINER MOOSE

On Opening Night, 1990, the Mariner Moose became the first mascot in team history. The Moose was selected from over 2,500 entries submitted by children 14 and under across the Pacific Northwest. It was the idea of Ammon Spiller, a fifth grader from Central Elementary School in Ferndale, WA. The Mariner Moose is available for some public appearances. Call the Mariners office at (206) 346-4000 for details.



GIL MECHE (55)

POSITION: Pitcher

AGE: 25, turns 26 Sept. 8

BORN: 9-8-78 in Lafayette, LA

BATS: Right

THROWS: Right

HEIGHT: 6-3

WEIGHT: 200

ML SERVICE: 3 years, 75 days

CONTRACT STATUS: Signed thru 2004

ACQUIRED: Seattle's 1st round selection (22nd overall) in 1996 June draft; signed by Mariners scout Chris Smith.

2003:

- Spent his first full-season in the Majors, seeing his first ML action since 2000.
- Among the league-leaders in home ERA (10th / 3.31) and home runs allowed (T8th/30).
- Set new career-highs in wins (15), innings pitched (186.1), starts (32), strikeouts (130).
- 15 wins was a new career-high for any level.
- Helped Mariners tie Major League record by using only five starters all season.
- First pitcher since 1953 (Whitey Ford) to win 15 games after missing previous two seasons (see box on page 88).
- Had 20.1 IP scoreless streak April 17-May 4 and 26.0 IP streak of no earned runs over same stretch.
- Streaky season: won 4 straight twice and 3 straight once; lost 4 straight once and 3 straight twice.
- Was 4-0, 1.64 in 5 starts April 12-May 4 (22.0 IP, 4 ER) and 4-0, 3.51 in 4 starts May 16-June 4 (25.2 IP, 10 ER).
- Four-game winning streaks matched career high (now four times).
- Won 13-4 April 12 vs. Texas, his first win since June 2, 2000.
- Was 10-5, 3.61 in 18 first half starts.
- Was 2-0, 0.57 in 2 GS at Yankee Stadium (15.2,8.1,1.3,11) and held Yankee hitters to a .157 average against...won 2-1 at New York Aug. 9 over Pettitte (8.0 IP) & won 6-0 at NY April 29 over Clemens (7.2 IP).

PERSONAL: Gilbert Allen Meche...resides in Scott, LA with his wife, Robyn and son Landon (1-12-04)...was a member of the U.S. Junior Olympic team in 1995...named most valuable pitcher at the National Amateur All-Star Tournament...graduated from Acadania High School in 1996...suffered a viral infection that limited his pitching during senior season.

CAREER:

- 1996:** Began pro career with Peoria...had tendinitis in right shoulder diagnosed July 11...was limited to two games with Peoria...pitched in instructional league following season.
- 1997:** Began the year with Everett...fired 7.0 innings of shutout in first pro start, winning at Eugene June 17...had 6.0 innings of shutout in next start June 22 vs. Southern Oregon...finished June 2-0, 1.42 (19.0 IP, 3 ER)...tossed first career complete game Aug. 3 vs. Yakima, allowing one run on five hits...transferred to Wisconsin Aug. 20...made two starts.
- 1998:** Led entire Mariners farm system with 168 strikeouts...his 3.44 ERA was third in the organization among starters...averaged 10.2 strikeouts per nine innings (168 K, 149.0 IP), fifth among Midwest League hurlers...was named Wisconsin's Co-Pitcher of the Year...was named to the MWL mid-season all-star squad.
- 1999:** Joined Mariners rotation following July call-up...made ML debut on July 6 start at Anaheim going 5.2 innings and giving up only 2 earned runs...was 20 years, nine months, 28 days at time of debut, the youngest Mariner to make debut since Alex Rodriguez debuted at the age of 18 years, 11 months and 11 days in 1994 and the youngest Mariner

MECHE'S CAREER HIGHS

MOST STRIKEOUTS:

8 — twice; last done 8/30/03 vs. BAL

LOW HIT GAME:

1 — 6/13/00 at KC (5.0 IP)

LONGEST WINNING STREAK:

4 — 4 times; last done 5/16-6/4/03

LONGEST LOSING STREAK:

4 — 3 times; last done 7/6-7/24/03

MOST INNINGS PITCHED:

STARTER:

8.0 — 8/9/03 at NY (AL)

MECHE (continued)

pitcher to make debut since Mike Hampton debuted on April 17, 1993 at the age of 20 years, 7 months, 8 days...made only relief appearance of season July 11 at Los Angeles...recorded first ML win in second start, 7-5 July 19 vs. Arizona going 7 innings and giving up 3 runs on 5 hits while striking out 4...was 5-2, 3.50 in 8 starts at Safeco (46.1 IP, 18 ER), compared to 3-2, 6.18 in 8 games on the road (39.1 IP, 27 ER)...opponents batted just .237 against him (73x308).

2000: First full season in Majors was cut short with arm troubles...lost first four decisions before evening record at 4-4 with a 3.78 ERA in 15 starts...placed on the 15-day disabled list with a strained right shoulder May 30, retroactive to May 29...pitched 5.0 innings in a rehab start with triple-A Tacoma June 7 (5.0 IP, 3 ER) before being activated from the DL June 12...was 3-0 with a 1.61 ERA in the month of June...earned first career complete game and shutout in rain-shortened (5 innings) 7-0 victory at Kansas City June 13 (5.0, 1, 0, 0, 1, 2)...had team-high 15 scoreless innings streak snapped, but earned the win vs. Baltimore June 23 (6 IP, 2 ER)...had a streak of 25.1 innings without allowing a home run broken with one out in the second inning of a 7-6 loss at Anaheim July 4...optioned to Tacoma July 5 to make a start during the Major League All-Star break...made two starts, going 1-0, 4.00 with the Rainiers before being recalled to Seattle and placed on the 15-day disabled list July 31 with a strained right shoulder...made a rehab start at single-A Wisconsin (5.0, 1, 0, 0, 2, 6) August 22...shut down for the season after one inning in a rehab start with single-A Everett August 27 with discomfort in his right shoulder.

2001: Spent entire season on the disabled list recovering from surgery; had arthroscopic surgery on Feb. 6, to repair partially frayed rotator cuff; surgery performed by Dr. James Andrews...had exploratory surgery in his right AC joint on October 3.

2002: Was 0-3, 10.38 in six starts (21.2 IP, 25 ER), before going to the bullpen on May 7...was 3-1, 6.16 in 12 relief appearances (19.0 IP, 13 ER) before returning to rotation on July 20... 1-2, 3.33 in final seven starts (24.1 IP, 9 ER)...was scored on in just three of final 10 games (29.1 IP, 9 ER)...pitched for Lara in the Venezuelan Winter League and was 2-1, 3.54 in five starts (28.0 IP, 11 ER).

POSTSEASON EXPERIENCE: None.

AWARDS: *Sporting News* Comeback Player of the Year: 2003

MISSING OUT...In 2003 Gil Meche became the first pitcher since 1953 to win 15 games after missing the previous two seasons...last pitcher to win more than 15 games after a two-year absence was Whitey Ford, who was 18-6 in 1953 with the Yankees...Meche missed the 2001-02 seasons recovering from arthroscopic surgery... Meche became the first pitcher since 1991 (Jose Guzman) to win 10+ games after a two-year absence in the Majors; is the first pitcher since 1956 to win 14 games after missing the previous two seasons; the last pitcher with 14 wins after a two-year ML absence was Vinegar Bend Mizell, who was 14-14 in 1956 with St. Louis after missing 1954-55 due to military service.

MECHE'S PLAYING RECORD

YEAR	CLUB	W-L	ERA	G	GS	CG	SHO	SV	IP	H	R	ER	HR	BB	SO
1996	Peoria	0-1	6.00	2	0	0	0	0	3.0	4	2	2	0	1	4
1997	Everett	3-4	3.98	12	12	1	0	0	74.2	75	40	33	7	24	62
	Wisconsin	0-2	3.00	2	2	0	0	0	12.0	12	5	4	1	4	14
1998	Wisconsin	8-7	3.44	26	26	0	0	0	149.0	136	77	57	9	63	168
1999	New Haven	3-4	3.05	10	10	0	0	0	59.0	51	24	20	3	26	56
	Tacoma	2-2	3.19	6	6	0	0	0	31.0	31	12	11	3	13	24
2000	SEATTLE	8-4	4.73	16	15	0	0	0	85.2	73	48	45	9	57	47
	SEATTLE	4-4	3.78	15	15	1	1	0	85.2	75	37	36	7	40	60
	Tacoma#	1-1	3.86	3	3	0	0	0	14.0	10	7	6	1	10	15
2000	Wisconsin#	0-0	0.00	1	1	0	0	0	5.0	1	0	0	0	2	6
	Everett#	0-1	9.00	1	1	0	0	0	1.0	3	1	1	0	0	0
2001							Injured - Did not pitch								
2002	San Antonio	4-6	6.51	25	13	0	0	0	65.0	68	49	47	8	32	56
2003	SEATTLE	15-13	4.59	32	32	1	0	0	186.1	187	97	95	30	63	130
ML Totals		27-21	4.43	63	62	2	1	0	357.2	335	182	176	46	160	237

BATTING	AVG.	AB	R	H	2B	3B	HR	RBI	HB	BB	SO	SAC
Career	.200	5	0	1	0	0	0	0	0	0	1	0
Last Hit — 6/20/03 at SD												
		Last Home Run — None										

DETAILED BREAKDOWN

2003						CAREER						CAREER BY BALLPARK							
W-L-S	ERA	G	IP	H	ER	W-L-S	ERA	G	IP	H	ER	W-L-S	ERA	G	IP	H	ER		
1-1-0	7.36	2	11.0	13	9	Anaheim	1-1-0	4.32	7	41.2	32	20	Angel Stadium	1-1-0	6.45	4	22.1	22	16
1-0-0	2.25	2	12.0	13	3	Baltimore	3-0-0	3.35	6	37.2	33	14	Camden Yards	0-0-0	3.72	3	19.1	19	8
0-1-0	14.54	1	4.1	9	7	Boston	1-1-0	7.15	2	11.1	12	9	Fenway Park	1-1-0	7.15	2	11.1	12	9
2-1-0	3.18	3	17.0	15	6	Chicago	4-2-0	4.01	6	33.2	27	15	U.S. Cellular Field	2-1-0	4.02	3	15.2	13	7
1-0-0	0.00	1	7.2	5	0	Cleveland	1-2-0	1.83	3	19.2	17	4	Jacobs Field	—	—	—	—	—	
2-0-0	4.50	2	12.0	13	6	Detroit	2-0-0	2.95	3	18.1	19	6	Comerica Park	1-0-0	2.19	2	12.1	12	3
1-1-0	4.26	2	12.2	14	6	Kansas City	4-2-0	3.97	4	22.2	21	10	Kuuffman Stadium	1-2-0	5.06	3	16.0	15	9
1-0-0	5.14	1	7.0	6	4	Minnesota	4-1-0	3.86	5	30.1	24	13	Metrodome	2-1-0	5.19	3	17.1	16	10
2-0-0	0.57	2	15.2	8	1	New York	2-1-0	3.09	4	23.1	16	8	Yankee Stadium	2-1-0	3.32	3	19.0	14	7
0-2-0	3.98	4	20.1	16	9	Oakland	0-3-0	5.19	5	26.0	24	15	Network Associates Col.	0-2-0	7.90	3	13.2	17	12
—	—	—	—	—	—	Seattle	—	—	—	—	—	—	Safeco Field	15-8-0	3.31	28	168.2	141	62
0-1-0	9.00	1	5.0	10	5	Tampa Bay	0-2-0	9.26	3	11.2	25	12	Tropicana Field	0-0-0	5.40	1	5.0	9	3
2-3-0	8.28	5	25.0	32	23	Texas	3-3-0	7.50	6	30.0	37	25	Ballpark in Arlington	1-3-0	11.02	4	16.1	27	20
0-2-0	8.10	2	10.0	12	9	Toronto	1-2-0	6.75	3	16.0	16	12	SkyDome	0-1-0	7.50	1	6.0	5	5
—	—	—	—	—	—	Anzonia	1-0-0	3.86	1	7.0	5	3	Bank One Ballpark	—	—	—	—	—	
1-0-0	1.23	1	7.1	4	1	Atlanta	1-0-0	1.23	1	7.1	4	1	Turner Field	—	—	—	—	—	
—	—	—	—	—	—	Los Angeles	0-0-0	16.20	1	1.2	2	3	Dodger Stadium	0-0-0	16.20	1	1.2	2	3
0-1-0	5.68	1	6.1	6	4	Montreal	0-1-0	5.68	1	6.1	6	4	Olympic Stadium	—	—	—	—	—	
1-0-0	3.00	1	6.0	5	2	Philadelphia	1-0-0	3.00	1	6.0	5	2	Veterans Stadium	1-0-0	3.00	1	6.0	5	2
0-0-0	0.00	1	7.0	6	0	San Diego	0-0-0	0.00	1	7.0	6	0	Qualcomm Stadium	0-0-0	0.00	1	7.0	6	0
8-5-0	3.31	14	87.0	76	32	At Home	15-8-0	3.31	28	168.2	141	62							
7-8-0	5.71	18	99.1	111	63	Away	12-13-0	5.43	35	189.0	194	114							
10-5-0	3.61	18	112.1	107	45	Pre-ASG	14-9-0	3.77	35	205.1	188	86							
5-8-0	6.08	14	74.0	80	50	Post-ASG	13-12-0	5.32	28	152.1	147	99							
15-13-0	4.59	32	186.1	187	95	Start	27-21-0	4.37	62	356.0	333	173							
—	—	—	—	—	—	Relief	0-0-0	16.20	1	1.2	2	3							
3-1-0	2.53	5	32.0	29	9	In April	3-4-0	3.39	10	58.1	55	22							
4-1-0	3.69	5	31.2	29	13	May	5-2-0	3.86	10	63.0	58	27							
3-1-0	3.58	5	32.2	28	13	June	6-1-0	2.78	9	55.0	43	17							
1-4-0	5.50	6	34.1	39	21	July	3-5-0	5.95	12	65.0	67	43							
3-3-0	5.13	6	33.1	30	19	August	5-6-0	5.34	11	57.1	53	34							
1-3-0	8.06	5	22.1	32	20	Sept/Oct	5-3-0	5.03	11	59.0	59	33							

MECHE'S CAREER TRANSACTIONS

- Selected by Seattle in the first round (22nd overall) of June, 1996 draft by Mariners scout Chris Smith.
- On 15-day DL May 29-June 13, 2000 with a strained right shoulder (included rehab at Tacoma).
- On 15-day DL July 31, 2000 to the end of the season with a strained right shoulder (included rehab at Wisconsin & Everett).
- On DL for entire 2001 season recovering from arthroscopic surgery on right rotator cuff.



JAMIE MOYER (50)

POSITION: Pitcher

AGE: 41 BORN: 11-18-62 in Sellersville, PA

BATS: Left THROWS: Right HEIGHT: 6-0 WEIGHT: 180

ML SERVICE: 15 years, 126 days

CONTRACT STATUS: Signed thru 2005

ACQUIRED: Traded to Seattle by the Boston Red Sox for Darren Bragg (of) on July 30, 1996.

2003:

- Tied for second in the American League in wins (21) and sixth in AL ERA (3.27).
- Among AL leaders in winning pct. (4th/.750), IP (8th/215.0), road ERA (7th/3.28), home ERA (9th/3.24), day ERA (7th/2.81) and opponents batting average against (9th/.246).
- Set new club record (and career-high) with 21 wins (held share of old mark at 20 in 2001).
- Is only Seattle pitcher to win 20 or more games more than once.
- Was voted the Roberto Clemente Award winner for Major League Baseball in 2003.
- Was voted the Hutch Award which goes to the Major League player who best exemplifies the character, fighting spirit and competitive desire of Fred Hutchinson.
- Mariners were 4-1 in his no-decisions (25-8 overall in his 33 starts).

MOYER (continued)

- Mariners scored three runs or less in six of his seven losses (one or less in three losses).
- Helped Mariners tie Major League record by using only five starters all season.
- One of four Mariners starters to pitch more than 200 innings (also: Franklin, Garcia and Pineiro).
- Was 12-2, 3.24 in 16 Safeco Field starts...is 37-18 in 73 career games in Safeco Field.
- Won last four starts and six of last seven; allowed only 2 runs in 7.0 IP in loss.
- American League All-Star for 1st time, becoming the 2nd-oldest first-time All-Star (Satchel Paige, 46 in 1952)...worked 1.0 IP; retired all three BF (Edmonds-K, Pujols-FO, Bonds-FO).
- Won seven straight starts May 6-June 8 (#2), going 7-0, 2.42 (44.2 IP, 12 ER).
- Retired 21 of 25 batters faced in 4-0 win at Philadelphia June 3.
- Collected 100th career win as a Mariner April 18, an 8-2 win at Anaheim.
- Has pitched into the 6th inning in 202 of 233 (87%) career starts with Seattle.
- Named Mariners Pitcher of the Year by the Seattle chapter of the BBWAA.

PERSONAL: Resides in Seattle with wife Karen and five children: sons Dillon James (7/18/91), Hutton Scott (4/30/93) and McCabe Joseph (7/28/03) and daughters Timoney Jennifer (7/3/95) and Duffy Margaret Joan (9/28/97)...graduated from Souderton Area H.S. in Pennsylvania in 1981...played baseball, basketball and golf in high school...attended St. Joseph's (PA), setting records with 16 wins, 1.99 ERA and 90 SO in 1984...had his jersey (#10) retired in November, 1997; was one of three inductees in first class of the St. Joseph's Baseball Hall of Fame and the first-ever retired number...completed his college degree from Indiana Univ. in 1996...toured with ML All-Star team in Japan in November, 1998...charitable endeavors include: founded the Moyer Foundation with wife Karen benefitting children's charities; member of the Garth Brook's Touch 'em All Foundation; host of the Jamie Moyer Bowling Tournament for charity...is also an active supporter of the Fred Hutchinson Cancer Research Center, Life Center Northwest, Refuse to Abuse, Hospice and Mariners Care.

CAREER: Is one of only two pitchers in ML history to go from 23 games under .500 to 23 games over .500 in career (Red Ruffing)...is 2nd on Mariners all-time win list, 3rd in starts, winning percentage and innings pitched and 4th in strikeouts...owns the best winning percentage in the Majors from 1996-2003 (126-56/.692).

1984: Originally selected by the Chicago Cubs in the sixth round of the June free agent draft...first in NYPL with 104.2 IP and 120 strikeouts; T1st with 9 victories; 4th with 1.89 ERA...named NYP All-Star.

1985: Started at Winston-Salem (A) was promoted to Pittsfield (AA).

1986: Returned to Pittsfield and was promoted to Iowa (AAA) May 15 after going 3-1, 0.88...contract purchased by Cubs June 14...made ML debut June 16 vs. Philadelphia and got first win (6.1 IP, 4 ER)...Aug. 16 at Montreal retired first 19 batters and got first ML CG and SHO.

1987: Was 10th in NL with 147 strikeouts...set team record with seven consecutive strikeouts on July 3 vs. San Francisco.

1988: His 202 IP was most by a Cub lefty since 1970...had three complete games and tossed 9.1 IP May 24 vs. Atlanta (3 H)...traded to Texas Dec. 5.

1989: Struck out a career-high 13 in first start April 8 vs. Toronto (8 IP, 4 H)...on DL May 31-Sept. 1 with sore left shoulder.

1990: Opened the season as a starter for Texas, moved to bullpen April 27 after three starts...twice had career-high 5.1 IP in relief, May 8 at KC and July 21 at Detroit...appeared in 21 games in relief before returning to rotation July 29 vs. Toronto.

1991: Signed as free agent by St. Louis Jan. 9...had 7 starts for Cardinals...optioned to Louisville May 24...released Oct. 14.

MOYER'S CAREER HIGHS

MOST STRIKEOUTS:

13 — 4/8/89 vs. Toronto (with TEX)

LOW-HIT GAME:

2 — 8/16/86 at Montreal (with CHI)

LONGEST WINNING STREAK:

10 — 7/23/01-9/24/01

LONGEST LOSING STREAK:

8 — 4/12/91-5/30/93 (TEX, STL, BAL)

MOST INNINGS PITCHED:

STARTER:

9.1 — 5/24/88 vs. ATL (with CHI)

RELIEVER:

5.1 — 2 times; last done 7/21/90 vs. Detroit (with TEX)

1992: Went to camp with Cubs but released March 30...signed a minor league contract with Detroit May 24...spent rest of season at Toledo...granted free agency Dec. 8...signed with Baltimore Dec. 19.

1993: Was 6-0, 1.67 ERA at Rochester to start season...recalled May 30...pitched remainder of

season with the Orioles and finished first in AL with 2.44 road ERA...was 12-3 in 19 starts June 10-Sept. 12...went a career-high 20 consecutive IP without allowing an ER Aug. 18-29.

1994: Pitched into seventh inning in 19 of 23 GS, including last nine, with Baltimore.

1995: Had five-game win streak June 26-July 26 (6 GS, 2.45)...signed by the Red Sox as a free agent Dec. 22.

1996: Split season between Boston and Seattle...his .813 (13-3) winning percentage was the best in the Majors...had the third-longest winning streak (seven games, April 18-Aug. 1) in the AL...walked two or less in 20 of 21 starts...started the season with Boston...made only one start between May 3 and July 2 (May 21 vs. Seattle)...was 2-0, 3.71 in 13 games in relief...returned to rotation July 2...made final four Boston appearances as a starter and posted a 3-0, 2.45 mark in those games...with Seattle and Boston was 9-2, 2.99 (96.1 IP, 32 ER) in final 15 starts following return to Boston rotation July 2...was traded to Seattle on July 30...won first start Aug. 1 at Milwaukee, allowing two runs (1 ER) in seven innings pitched...was 6-2, 3.31 in 11 starts for Seattle...had just 16 unintentional walks in 70.2 innings with the Mariners...of the 36 runs he allowed as a Mariner, 10 were unearned (28%)...with Seattle, held right-handers to a .223 (46x206) average.

1997: Ranked fifth in wins and second in winning percentage (.773) behind teammate Randy Johnson (.833) in the AL...ranked fifth in AL with a 2.1 walks per nine innings ratio, and walked two or less in 26 of his 30 starts...started the year on the disabled list with a strained left forearm suffered in a triple-A spring training game on March 23...missed five starts before being activated and making his first start on April 29...in an 8-2 win at Baltimore May 9, he struck out eight in 6.1 innings; it was his first 8K game in 50 starts since June 30, 1994...lost one of his best starts of the year on July 31 at Milwaukee, 2-1; retired 20 straight at one point and lost on a bloop single in the 9th; was his first complete game since 1993...won six straight from Aug. 11-Sept. 19...fired a seven-hit, 8-2 CG win vs. Boston on Aug. 26, his first CG win since Aug. 18, 1993...had ND in next start, Aug. 31 at Los Angeles, despite taking a no-hitter into the 7th; left with a 1-0 lead in 8th...was 12-2, 3.63 in 16 Kingdome starts...Mariners were 22-8 in his 30 starts...was forced out of his only postseason start (Game 2 of the Division Series vs. Baltimore) with a strained left elbow in the fifth inning.

1998: Was among the AL leaders in innings pitched (3rd), walks per nine innings pitched (3rd/1.6) and ERA (7th)...walked 2 or less in 31 of his 34 starts...was 1-3 in April, his first losing month since Sept. of 1995 (0-1 in one game)...won 4-1 vs. Minnesota July 15 to start a season-ending stretch that saw him win 10 of final 12 decisions...won 100th career game, 10-4, at Cleveland Aug. 27; struck out four in 6.0 IP, including career strikeout No. 1,000 (David Bell in 6th)...pitched with touring ML All-Star team in Japan in November, posting a 2-0, 0.90 mark in two starts (10.0 IP, 5 H, 1 ER).

1999: Walked 2 or less batters in 29 of his 32 starts...ranked fourth in the AL averaging just 1.9 walks per nine innings...also among the league leaders in innings pitched (3rd) and winning percentage (7th / .636)...worked into the sixth inning in all but one start...matched career-best seven game winning streak

Majors Best Winning Percentage (1996-2003)*

Pitcher	2003	'96-'03	PCT
1. Jamie Moyer	21-7	126-56	.692
2. Roger Clemens	17-9	128-62	.674
3. Andy Pettitte	21-8	137-69	.665
4. Greg Maddux	16-11	139-70	.665
5. Tom Glavine	9-14	127-75	.629

*Min: 15 decisions per season

TOP SEATTLE WINNERS

21	Jamie Moyer, 2003
20	Randy Johnson, 1997
	Jamie Moyer, 2001
19	Mark Langston, 1987
	Randy Johnson, 1993
18	Erik Hanson, 1990
	Randy Johnson, 1995
	Freddy Garcia, 2001

MOYER (continued)

that stretched from May 11 to July 7...started the Inaugural Game at Safeco Field, July 15 vs. San Diego, throwing a called strike to San Diego's Quilvio Veras for the first pitch; got no-decision in Seattle's 3-2 loss after leaving with a 2-1 lead after 8.0 innings...defeated Baltimore for the ninth straight time on July 31; did not lose to the Orioles, in the 1990s...only loss at Safeco came Aug. 5 vs. NY, 7-4...recorded three complete games in the final month of the season...tossed back-to-back complete games Sept. 14-19...had a 2.30 ERA after the All-Star break, the second-lowest among AL starters (Pedro Martinez, 2.01)...went 13-4 over final 25 starts after starting season 1-4...pitched 4 complete games for the second-straight season, tying his career-best.

2000: Was Seattle's Opening Day starter, his first-career Opening Day start: lost to Boston & Pedro Martinez 2-0...placed on DL April 21 (retro to April 15) with strained muscle in back of left shoulder...reinstated from the DL and got win #3, June 2 vs. San Diego...lost five consecutive starts Aug. 4-24 and six straight decisions Aug. 4-Sept. 4...allowed a career-high and a club-record 11 earned runs in 19-3 loss Aug. 9 at Chicago...allowed 11 runs (6 earned) in 14-4 loss Aug. 14 vs. Detroit; joined Houston's Jose Lima (April 27 & May 2) as the first two pitchers since 1950 (Alex Kellner, Phi. A's) to allow 10+ runs in consecutive starts...had allowed 10 runs in a start just once in career (8/20/87 vs. Atl.)...allowed career-high 7 walks in no-decision Aug. 29 vs. New York...won 7-2 on Sept. 9 vs. Minnesota to snap six-game losing streak...lasted just 1.2 innings in his final start, his shortest outing since 1.0 IP before a rain-delay July 4, 1998 in Texas, getting a no-decision Sept. 28 vs. Texas...suffered hairline fracture of left kneecap while pitching a simulated game on Oct. 7.

2001: Won 20 games for first time, ranking T-2nd in AL victories and 6th with a 3.43 ERA...ranked among league leaders with a 11-2, 2.22 record in 16 second half starts, leading the AL in ERA...tied Mariners record with 10 consecutive wins July 23-Sept. 24, a span of 13 starts...tied season-high with 7 strikeouts and earned 10th win July 23 at Minnesota, the beginning of 10-game win streak...threw 21st career complete game, 11th with Seattle, August 8 vs. Toronto (9.0,8,4,4,1,2); was his first CG effort since Sept. 19, 1999 vs. Minnesota (a 2-1 loss) and first CG win since Sept. 14, 1999 at Tampa Bay (5-1)...finished August 5-0, 1.84 in 6 starts; tied for first in the AL in wins (with Barry Zito), tied for second with a .178 average against and third in ERA for the month...earned career win #150 Sept. 24 at Texas, allowing two runs in 5.0 innings pitched...became the 13th active pitcher to reach the 150-career win mark, the fifth left-hander (Glavine, R. Johnson, Finley, D. Wells)...became the second Mariner to win 20 games in a season Oct. 5, allowing four hits in 7.0 IP; becoming the oldest player to win 20 games for the first time.

2002: Was 4th in AL in innings with 230.2, the fourth time in the last five seasons he's tossed 200+ innings...tied for 2nd in league with 34 starts, 5th in opponents batting average (.230) and 9th in ERA (3.32)...tossed team-high 24.0 consecutive scoreless innings from June 16-July 6...averaged just 2.0 walks per 9.0 innings pitched, tied for 6th-best in the AL...Mariners were 20-14 in his starts...four complete games tied his career-high, also done in 1998 and 1999...tossed at least seven innings in 23 of his 34 starts on the season...threw seventh career complete game shutout, first of the season, June 10 vs. St. Louis in a 10-0 win (9.0,5,0,0,0,5)...start June 16 at San Diego began a streak of 24.0 consecutive shutout innings over four starts...struck out season-high 11 batters over 7.0 shutout innings June 21 at Houston...tossed another 7.0 shutout innings in next start, June 26 vs. Oakland; had ND in the 1-0 win...finished June 3-1 with a ML-best 1.01 ERA in five starts (35.2 IP, 4 ER); allowed runs in just one of the five starts that month...notched

20-Game Winners, Age 40 or older

Pitcher	Year	Wins	Age
Cy Young	1907	20	40
	1908	21	41
Warren Spahn	1961	21	40
	1963	23	42
Grover C. Alexander	1927	21	40
Phil Niekro	1979	21	40
Jamie Moyer	2003	21	40

MOYER (continued)

second complete game, five-hit shutout of the season July 1 vs. Kansas City (9.0,5.0,0.0,3)...collected 1,500th career strikeout Aug. 24 at Cleveland.

POSTSEASON EXPERIENCE: Started Game 2 of the 1997 Division Series vs. Baltimore, but left with a strained left elbow in the fifth inning...missed 2000 playoffs after suffering hairline fracture of left kneecap...was 3-0, 1.89 in three postseason starts in 2001, allowing just three walks while striking out 15 (19.0,12.4,4.3,15)...won Games 2 and 5 of ALDS vs. Cleveland, allowing just two runs in 12.0 innings...won Game 3 of ALCS in New York (7.0,4.2,2.0,5).

AWARDS: All-Star Game: 2003...voted Mariners Pitcher of the Year by the Seattle chapter of the BBWAA in 1998, 1999, 2001 (tied w/Freddy Garcia) & 2003...named to The Sporting News AL All-Star team in 1999...winner of 2003 Roberto Clemente Award as the player who best exemplifies the game of baseball, sportsmanship, community involvement and the individual's contribution to his team...named Winner of the 2003 Hutch Award.

MOYER'S PLAYING RECORD

YEAR	CLUB	W-L	ERA	G	GS	CG	SH	SV	IP	H	R	ER	HR	BB	SO
1984	Geneva	*9-3	1.89	14	14	5	2	0	104.2*	59	27	22	5	31	120*
1985	Winston-Salem	8-2	2.30	12	12	6	2	0	94.0	82	36	24	1	22	94
	Pittsfield	7-6	3.72	15	15	3	0	0	96.2	99	49	40	4	32	51
1986	Pittsfield	3-1	0.88	6	6	0	0	0	41.0	27	10	4	2	16	42
	Iowa	3-2	2.55	6	6	2	0	0	42.1	25	14	12	2	11	25
	CHICAGO (NL)	7-4	5.05	16	16	1	1	0	87.1	107	52	49	10	42	45
1987	CHICAGO (NL)	12-15	5.10	35	33	1	0	0	201.0	210	127	114*	28	97	147
1988	CHICAGO (NL)	9-15	3.48	34	30	3	1	0	202.0	212	84	78	20	55	121
1989	TEXAS	4-9	4.86	15	15	1	0	0	76.0	84	51	41	10	33	44
	GCL-Rangers	1-0	1.64	3	3	0	0	0	12.1	8	4	2	0	1	18
	Tulsa	1-1	5.11	2	2	1	1	0	12.1	16	8	7	1	3	9
1990	TEXAS	2-6	4.66	13	10	1	0	0	102.1	115	59	53	6	39	58
1991	ST. LOUIS	0-5	5.74	8	7	0	0	0	31.1	38	21	20	5	16	20
	Louisville	5-10	3.80	20	20	1	0	0	125.2	125	64	53	16	43	69
1992	Toledo	10-8	2.86	21	20	5	0	0	138.2	126	48	44	8	37	80
1993	Rochester	6-0	1.67	8	8	1	1	0	54.0	42	13	10	2	13	41
	BALTIMORE	12-9	3.43	25	25	3	1	0	152.0	154	63	58	11	38	90
1994	BALTIMORE	5-7	4.77	23	23	0	0	0	149.0	158	81	79	23	38	67
1995	BALTIMORE	8-6	5.21	27	18	0	0	0	115.2	117	70	67	18	30	85
1996	BOSTON	7-1	4.50	23	10	0	0	0	90.0	111	50	45	14	27	50
	SEATTLE	6-2	3.31	11	11	0	0	0	70.2	66	36	26	9	19	29
1997	Tacoma #	1-0	0.00	1	1	0	0	0	5.0	1	0	0	0	0	6
	SEATTLE	17-5	3.86	30	30	2	0	0	188.2	187	82	81	21	43	113
1998	SEATTLE	15-9	3.53	34	34	4	3	0	234.1	234	99	92	23	42	158
1999	SEATTLE	14-8	3.87	32	32	4	0	0	228.0	235	108	98	23	48	137
2000	SEATTLE	13-10	5.49	26	26	0	0	0	154.0	173	103	94	22	53	98
2001	SEATTLE	20-6	3.43	33	33	1	0	0	209.2	187	84	80	24	44	119
2002	SEATTLE	13-8	3.32	34	34	4	2	0	230.2	198	89	85	28	50	147
2003	SEATTLE	21-7	3.27	33	33	1	0	0	215.0	199	83	78	19	66	129
Mariners Totals		119-55	3.73	233	233	16	5	0	1531.0	1479	684	634	192	365	930
AL Totals		157-93	3.97	379	334	21	6	0	2216.0	2218	1058	977	251	570	1324
NL Totals		29-39	4.50	93	86	5	2	0	521.2	567	284	261	63	210	333
ML Totals		185-132	4.07	472	420	26	8	0	2737.2	2785	1342	1238	314	780	1657

BATTING	AVG.	AB	R	H	2B	3B	HR	RBI	HB	BB	SO	SAC
Career	.152	171	11	26	0	0	0	4	0	15	56	22
Last Hit — 6/8/03 at NYM	Last Home Run — None											

DIVISION SERIES

YEAR	CLUB, OPP	W-L	ERA	G	GS	CG	SH	SV	IP	H	R	ER	HR	BB	SO	
1997	SEA vs. BAL	0-1	5.79	1	1	0	0	0	4.2	5	3	3	1	1	2	
2000	SEA vs. CHI	injured — did not pitch														
2001	SEA vs. CLE	2-0	1.50	2	2	0	0	0	12.0	8	2	2	0	2	10	
DS Totals		2-1	2.70	3	3	0	0	0	16.2	13	5	5	1	3	13	

CHAMPIONSHIP SERIES

YEAR	CLUB, OPP	W-L	ERA	G	GS	CG	SH	SV	IP	H	R	ER	HR	BB	SO
2001	SEA vs. NY	1-0	2.57	1	1	0	0	0	7.0	4	2	2	1	1	5

DETAILED BREAKDOWN

2004 MARINERS

2003					CAREER					CAREER BY BALLPARK									
W-L-S	ERA	G	IP	H	ER	W-L-S	ERA	G	IP	H	ER	W-L-S	ERA	G	IP	H	ER		
4-2-0	1.67	6	43.0	36	8	Anzheim	15-10-0	4.46	35	169.2	199	94	Angel Stadium	6-4-0	6.47	16	80.2	110	58
1-1-0	1.23	2	14.2	13	2	Baltimore	14-2-0	3.18	22	135.2	122	48	Camden Yards	13-14-0	4.97	44	250.0	261	138
0-0-0	6.36	1	5.2	7	4	Boston	6-7-0	5.91	18	99.0	116	65	Fenway Park	7-5-0	5.19	24	104.0	129	60
1-0-0	2.57	1	7.0	2	2	Chicago	5-6-0	4.42	18	89.2	109	49	U.S. Cellular Field	2-1-0	5.10	5	30.0	36	17
2-0-0	2.08	2	43.0	9	3	Cleveland	8-7-0	4.11	25	144.2	147	66	Jacobs Field	3-2-0	3.79	10	64.2	51	23
2-0-0	4.26	2	12.2	18	6	Detroit	9-6-0	2.86	24	135.1	140	43	Comerica Park	1-2-0	5.03	3	19.2	26	11
1-0-0	5.11	2	12.1	9	7	Kansas City	11-7-0	3.45	27	167.0	156	64	Kauffman Stadium	5-5-0	3.80	16	94.2	88	40
1-0-0	3.60	1	5.0	4	2	Minnesota	11-6-0	3.49	25	152.0	154	59	Metroland	7-1-0	3.72	14	75.0	79	31
1-1-0	5.82	3	17.0	19	11	New York	10-9-0	4.24	31	189.0	194	89	Yankee Stadium	6-5-0	4.26	17	105.2	120	50
2-1-0	4.58	3	17.2	18	9	Tampa Bay	16-10-0	4.00	36	204.2	189	91	Network Associates Col.	10-5-0	3.24	19	114.0	100	41
—	—	—	—	—	—	Seattle	3-1-0	4.67	11	54.0	61	28	Saleco Field	37-18-0	3.34	73	490.2	428	182
2-0-0	3.60	2	15.0	15	6	Texas	8-2-0	2.29	11	82.2	69	21	Tropicana Field	5-0-0	1.14	5	39.1	27	5
2-0-0	3.65	4	24.2	27	10	Texas	12-3-0	4.88	28	157.1	172	87	Ballpark in Arlington	4-2-0	5.13	12	59.2	74	34
0-1-0	7.50	1	6.0	9	5	Toronto	10-6-0	4.44	28	171.0	176	92	SkyDome	5-2-0	5.08	13	78.0	89	44
—	—	—	—	—	—	Arizona	0-0-0	2.57	1	7.0	7	2	Bank One Ballpark	0-0-0	2.57	1	7.0	7	2
0-1-0	3.68	1	7.1	7	3	Atlanta	1-5-0	5.58	6	40.1	36	25	Turner Field	—	—	—	—	—	—
—	—	—	—	—	—	Chicago	0-0-0	3.00	1	6.0	3	2	Wrigley Field	12-16-0	4.39	44	268.1	288	131
—	—	—	—	—	—	Cincinnati	2-3-0	4.55	7	27.2	30	14	Great American Ball Park	—	—	—	—	—	—
—	—	—	—	—	—	Colorado	0-2-0	7.15	2	11.1	17	9	Coors Field	0-1-0	10.13	1	5.1	9	6
—	—	—	—	—	—	Houston	4-3-0	3.64	10	69.1	59	24	Minute Maid Park	1-0-0	0.00	1	7.0	3	0
—	—	—	—	—	—	Los Angeles	3-4-0	4.07	10	55.1	60	25	Dodger Stadium	1-2-0	4.56	5	23.2	28	12
—	—	—	—	—	—	Milwaukee	8-5-0	3.46	19	93.2	66	36	Miller Park	—	—	—	—	—	—
—	—	—	—	—	—	Montreal	5-4-0	3.45	13	73.0	82	28	Olympic Stadium	5-1-0	2.14	8	46.1	48	11
1-0-0	0.00	1	7.0	2	0	New York	4-1-0	2.65	8	57.2	51	17	Shea Stadium	3-1-0	1.21	4	29.2	19	4
1-0-0	0.00	1	7.0	4	0	Philadelphia	5-8-0	5.74	15	84.2	99	54	Veterans Stadium	3-5-0	5.71	8	41.0	41	26
—	—	—	—	—	—	Pittsburgh	4-6-0	5.89	13	62.2	76	41	PNC Park	—	—	—	—	—	—
—	—	—	—	—	—	St. Louis	3-1-0	2.78	8	48.1	41	15	Busch Stadium	0-2-0	4.97	5	25.1	30	14
—	—	—	—	—	—	San Diego	5-4-0	3.98	12	74.2	87	33	Qualcomm Stadium	2-3-0	4.29	8	35.2	42	17
—	—	—	—	—	—	San Francisco	3-4-0	2.62	8	54.1	45	17	SBC Park	—	—	—	—	—	—
12-2-0	3.24	16	102.2	97	37	At Home	92-67-0	4.01	240	1439.1	1427	641	Arlington Stadium	6-6-0	3.94	26	114.1	112	50
9-5-0	3.28	17	112.1	102	41	Away	93-65-0	4.14	232	1298.1	1358	597	Astrodome	2-2-0	3.24	5	25.0	23	9
12-5-0	3.02	19	122.1	106	41	Pre-ASG	91-73-0	4.22	262	1437.0	1462	673	Atlander-Fulton County	0-2-0	10.22	2	12.1	19	14
9-2-0	3.59	14	92.2	93	37	Post-ASG	94-59-0	3.91	218	1300.2	1323	565	Energy Field	1-2-0	3.77	3	14.1	13	6
21-7-0	3.27	33	215.0	199	78	Start	180-130-0	4.07	429	2632.2	2674	1190	Cleveland Municipal Stad.	1-1-0	4.32	3	16.2	18	8
—	—	—	—	—	—	Relief	5-2-0	4.11	52	105.0	111	48	Courtesy Stadium	4-3-0	2.94	8	49.0	40	16
3-2-0	3.82	5	35.1	35	15	In April	29-21-0	4.60	88	379.2	404	194	Kingdome	27-12-0	3.88	50	329.1	339	142
5-0-0	3.23	5	36.2	26	11	May	26-26-0	4.29	84	430.0	441	205	Memorial Stadium	0-1-0	5.40	1	3.1	3	2
3-3-0	2.16	6	41.2	28	10	June	31-16-0	3.83	82	460.0	435	196	Old Comiskey Park	0-1-0	0.00	2	2.1	1	0
3-0-0	5.23	5	31.0	38	18	July	39-16-0	3.66	81	501.2	503	204	Tiger Stadium	4-1-0	1.77	9	45.2	41	9
3-1-0	3.89	6	39.1	39	17	August	35-26-0	4.47	84	535.2	550	266	3Com Park	1-1-0	1.32	2	13.2	8	2
4-1-0	1.70	5	37.0	33	7	Sept/Oct	31-25-0	3.62	73	430.2	452	173	Three Rivers Stadium	1-3-0	7.86	7	26.1	35	22

MOYER'S CAREER TRANSACTIONS

- Selected by Chicago (NL) in the sixth round of the June, 1984 draft.
- Traded to Texas by Chicago (NL) with Drew Hall (p) and Rafael Palmeiro (of) for Paul Kilgus (p), Mitch Williams (p), Steve Wilson (p), Curtis Wilkerson (inf) and two minor league PTBNL on December 5, 1988.
- On disabled list May 31-Sept. 1, 1989 with a sore left shoulder (included rehab assignments with GCL Rangers and Tulsa).
- Signed by St. Louis as minor league free agent, January 9, 1991.
- Signed minor league contract with Detroit, May 24, 1992.
- Signed by as a six-year free agent by Baltimore, December 19, 1992.
- Signed as a free agent by Boston, December 22, 1995.
- Traded to Seattle by Boston for Darren Bragg (of), July 30, 1996.
- Declared free agency, October 29, 1996.
- Re-signed as a free agent by Seattle, November 20, 1996.
- On disabled list March 31-April 29, 1997 with strained flexor tendon in left forearm (included rehab assignment in Tacoma).
- On disabled list April 15-June 1, 2000 with strained muscle in back of left shoulder.



CLINT NAGEOTTE (58)

POSITION: Pitcher

AGE: 23 **BORN:** 10-25-80 in Parma, OH

BATS: Right **THROWS:** Right **HEIGHT:** 6-3 **WEIGHT:** 200

ML SERVICE: None.

ACQUIRED: Mariners' fifth round selection in the 1999 June draft; signed by Mariners scout Ken Madeja.

2003:

- Led the Texas League in strikeouts (157), finished tied for 1st in walks (67) and 3rd in ERA (3.10).
- Went 4-0 with a 1.85 ERA (34 IP, 4 ER) and five scoreless outings in six games to start the season.
- Won three consecutive starts, May 27-June 6.
- Struck out a career-high 14 batters in his first professional shutout, allowing only one hit.
- Picked up the loss, July 21 at Frisco, despite tossing his second complete game of season, allowing one run on three hits while striking out five.
- Struck out 10 or more batters three times (June 26, July 5 and July 10).
- Struggled at the end of the season, going 1-5 with a 4.11 ERA in his last eight starts, raising his ERA from 2.64 to 3.10.
- Member of the U.S. team at the 2003 MLB Future's Game at U.S. Cellular Field, July 15.
- Named to the Texas League All-Star team and the Postseason All-Star team.

PERSONAL: Clinton Scott Nageotte...resides in New Port Richey, FL...graduated from Brooklyn H.S. in Ohio in 1999 where he was a four-year letter winner in basketball and baseball...named to the All-Ohio basketball team twice...named Ohio H.S. Baseball Player of the Year in 1999.

CAREER:

2000: Began pro career with Peoria, appearing in 12 games and making 7 starts...ranked third in the Arizona League with a 2.16 ERA and fourth with 59 strikeouts...ranked among the top-10 prospects in the Arizona League by Baseball America...held opponents to a .167 batting average...did not allow a home run in 50 innings pitched...earned the win in the League Championship game against the Rockies (7.0,4,1,0,1,8).

2001: Named Wisconsin's Most Valuable Pitcher by the Mariners organization...his 187 strikeouts ranked first in the Midwest League and second among Mariners minor league pitchers...struck out 11.02 hitters per 9.0 IP as a starter, also tops in the league...went 7.1 innings and earned the win in his lone postseason start.

2002: Set San Bernardino franchise record and led Mariners organization with California League-leading 214 strikeouts; first Cal League pitcher to surpass 200 strikeouts since Brad Penny in 1998 with High Desert...his 164.2 innings pitched was fifth-best in the league...tossed first career complete game July 2 vs. High Desert (9.0,5,3,2,0,7)...reached double digits in strikeout totals in 8 starts, including 6 straight starts from July 18-Aug. 14...pitched with Peoria in the Arizona Fall League.

POSTSEASON EXPERIENCE: None.

NAGEOTTE'S PLAYING RECORD

YEAR	CLUB	W-L	ERA	G	GS	CG	SHO	SV	IP	H	R	ER	HR	BB	SO
2000	Peoria	4-1	2.16	12	7	0	0	1	50.0	29	15	12	0	28	59
2001	Wisconsin	11-8	3.13	28	26	0	0	0	152.1	141	65	53	10	50	187
2002	San Bern	9-6	4.54	29	29	1	0	0	164.2	153	101	83	10	68	214
2003	San Antonio	11-7	3.10	27	27	2	1	0	154.0	127	60	53	6	67	157

ROOKIE QUALIFICATIONS

A player shall be considered a rookie unless, during a previous season or seasons, he has (a) exceeded 130 at bats or 50 innings pitched in the Major Leagues; or (b) accumulated more than 45 days on the active roster of a Major League club or clubs during the period of 25-player limit (excluding time in military service and time on the disabled list).

JOHN OLERUD (5)**POSITION:** Infielder**AGE:** 35, turns 36 Aug. 5**BORN:** 8-5-68 in Seattle, WA**BATS:** Left**THROWS:** Left**HEIGHT:** 6-5**WEIGHT:** 225**ML SERVICE:** 14 years, 31 days**CONTRACT STATUS:** Signed through 2004**ACQUIRED:** Signed as a free agent on December 7, 1999.**2003:**

- His 84 walks tied for 9th in the AL.
- Was third among AL first basemen with .998 fielding percentage (3 errors, 1224 total chances), and was first in the AL with 125 assists.
- Hit .289 (43x149) with runners in scoring position, with 7 doubles, 5 HR and 73 RBI.
- Drew six bases loaded walks, the most in the Majors.
- RBI single in the 4th inning on April 11 vs. Texas ended Seattle's Ox20 stretch with RISP.
- Had five doubles in four games April 15-18.
- Hit .319 (29x91) with a .421 OBP in April, with 11 doubles, and 17 RBI.
- Went 2x4 with two doubles and a RBI May 6 vs. New York.
- In the 6-3 win vs. Chicago, hit a clutch bases loaded, two RBI single May 9.
- Had four RBI June 4 at Philadelphia, going 3x4 with two doubles in the 7-2 win.
- Hit a game-tying two-run home run June 16 vs. Anaheim (off Lackey) for his 2,000th career hit...became 224th player with 2,000 hits.
- Did not play June 30-July 4 due to a sore right hamstring.
- Career-high seven RBI August 2 vs. Chicago, going 2x3 with three runs and two home runs, incl. seventh career grand slam...16th career two-home run game.
- Played his 2,000th game Sept. 6 in Baltimore.

PERSONAL: John Garrett Olerud...resides in Fall City, WA with wife Kelly, son Garrett John (9/10/98) and daughter Jordan Marie (8/30/00)...won letters in two sports at Interlake (WA) High School...won all-state and team MVP honors in baseball...at Washington State University, he was voted Baseball America's NCAA Player of the Year for 1987-1988: he hit .464 in 66 games with 21 doubles, 23 home runs and 80+ RBI...as a pitcher that season, he was 15-0 with a 2.49 ERA and 113 strikeouts in 122.2 innings...set WSU records for average, hits (108), home runs, total bases (204), slugging percentage (.876), hit streak (22 games), victories, consecutive victories (16), innings pitched and strikeouts...in his Cougar career, he hit .434 in 131 games with 33 home runs and 131 RBI...as a pitcher, was 26-4 with a 3.17 ERA and 169 strikeouts in 241.1 innings...was hospitalized on Jan. 11, 1989 after collapsing in the fieldhouse following an early morning workout...was diagnosed with subarachnoid hemorrhage which caused bleeding in the spinal column...underwent surgery Feb. 27 for the removal of an aneurysm at the base of the brain...finished his collegiate season at WSU with a .359 batting average, five home runs and 30 RBI in 27 games...as a pitcher, was 3-2 with a 6.68 ERA in six starts...winner of the 1993 Hutch Award, which goes to the Major League player who best exemplifies the character, fighting spirit and competitive desire of Fred Hutchinson...his father John, a catcher, also attended Washington State...the elder Olerud was twice voted his team's MVP and won All America honors in 1965...John Sr. also a member of the University's Hall of Fame and played professionally in the St. Louis, California and Montreal organizations, reaching the triple-A level...John's mother Lynda also went to WSU...was

**OLERUD'S
CAREER HIGHS****MOST HITS:**

5 — 4/29/93 vs. KC (with TOR)

MOST HOME RUNS:

2 — 16 times; last done 8/2/03 vs. CHI (AL)

MOST RBIs:

7 — 8/2/03 vs. CHI (AL)

MOST STOLEN BASES:

1 — 10 times; last done 5/3/01 vs. BOS

LONGEST HITTING STREAK:

26 — 5/26/93-6/22/93 (with TOR)

CAREER GRAND SLAMS:

8 — last done 8/2/03 vs. CHI (AL)

OLERUD (continued)

a member of the United States National Team which competed in the Intercontinental Cup Baseball Tournament in Havana, Cuba in October, 1987...teamed with Bobby Jones to raise money for Long Island Youth Guidance Services helping to raise over \$100,000.

CAREER: Is one of 17 players since the start of the amateur draft in 1965 to make his professional debut in the Major Leagues...of those 17 players, is one of three (Bob Horner, Dave Winfield) who has never played in the minors.

1989: Was selected by the Toronto Blue Jays in the third round of the June draft...made his Major League debut Sept. 3rd vs. the Twins as a defensive replacement at first base...collected his first hit in that game against German Gonzales...had his first big league start at first base going 2x4 at Baltimore on Oct. 1.

1990: Picked up his first ML RBI on April 18 vs. Baltimore...had his first two-home run game, June 21 vs. Yankees (Andy Hawkins, Alan Mills).

1991: Was the Blue Jays everyday first baseman after starting just 15 games there during his rookie season...finished third among AL first basemen with a .996 fielding percentage...started all five games in the American League Championship Series vs. Minnesota...had two hits in Game One of the Series.

1992: Recorded his first ML stolen base, April 30 at Milwaukee...suffered a broken nose on May 26 while standing beside the batting cage after being struck by a pitch fouled off by Manuel Lee...made just two errors after May (100 games)...hit his first postseason home run in Game Four of the ALCS vs. Oakland...hit .348 (8x23) in the Series with four RBI...hit .308 (4x13) against Atlanta in the World Series, en route to his first World Championship.

1993: Became the first Blue Jay player to win a batting title with his .363 mark...posted career bests in nearly every offensive category: batting, hits, runs, home runs, RBI, doubles, and total bases (330)...became the third Blue Jay to collect 200 hits in a season...finished with 54 doubles, the most in the AL since George Kell had 56 in 1950...became only the second Toronto player to reach the 100-walk plateau...set a career high with five hits vs. Kansas City on April 29 (three singles, two doubles)...was hitting .400 on August 2...had a career-best 26-game hit streak from May 26-June 22 (40x92/.435), the longest streak of the season...selected to the All-Star Game at Baltimore (0x2)...hit safely in 124 of the 157 games he batted...posted a career-best 30 RBI in June...was the ninth player in AL history and the 20th in ML history (since 1900) to collect 200 hits and 100 walks (first since Wade Boggs in 1989)...also led the AL with 33 intentional walks, tying the AL record held by Ted Williams (1957)...hit .348 in the League Championship Series vs. the White Sox...had a three-hit game in Game 1 (two singles and a double)...doubled and homered in the World Series vs. Philadelphia, as the Blue Jays won second straight World Series title.

1994: Finished tied for fifth in the AL with 12 intentional walks and tied for 10th in doubles...stole his second career base April 16 at California...picked up his 600th career hit, a double against Oakland's Ron Darling on May 31...homed June 10 vs. Yankees' Jim Abbott, the first home run by a left-handed batter vs. Abbott since Sept. 19, 1991 (Rafael Palmeiro)...scored his 300th career run July 23 vs. Texas...was 7x11/.636 with the bases loaded, the second-best mark in the AL.

1995: Was hitting just .246 at the All-Star break but rebounded to hit .336 after the break...voted AL Player of the Week for the second time in his career (July 10-16)...hit his first career grand slam (off Rafael Carmona), July 16 at Seattle as part of his sixth career two-homer game...had five RBI in that contest, a career best...scored his 400th career run, Sept. 4 vs. Kansas City...led team in walks for the third consecutive season.

1996: Led AL first basemen in fielding with a .998 mark, committing two errors in 839 chances...didn't make an error until July 1st...homed on Opening Night, April 1 vs. Oakland's Carlos Reyes at Las Vegas...tied his career best with five RBI vs. Boston on May 12, including three-run home run vs. Roger Clemens...hit his second career grand slam (career home run #100) May 27th vs. Chicago, against Alex Fernandez...hit first career pinch-hit home run June 1 vs. Kansas City in the ninth inning off Jeff Montgomery...recorded his 900th career hit Aug. 30 vs. the White Sox...traded to the Mets Dec. 20 in exchange for Robert Person.

1997: Finished with 102 RBI, eighth on the Mets' all-time single-season list...ranked seventh in the NL in walks and tied for ninth with 13 hit-by-pitches...hit .385 (50x130) with seven home runs and 62 RBI with runners in scoring position, third in the NL...reached safely via

OLERUD (continued)

a hit or a walk in 123 of his 141 starts...was fourth among NL first basemen with a .995 fielding (seven errors in 1,419 chances)...had a single and a three-run double to highlight the Mets' eight-run third inning at Philadelphia on May 22...hit for the first cycle of his career and the seventh in Mets' history when he went 4x5 with five RBI vs. Montreal Sept. 11; third time in his career with 5 RBI...hit his third career grand slam Sept. 24 vs. Pittsburgh (Chris Peters); also his fourth, five-RBI game of his career...was named the NL Player of the Week for the final week of the season, Sept. 22-28.

Highest Career Fielding Pct at 1B Among Active Players (min: 1000 games)

NAME	PCT	G
Snow, J.T.	.995	1422
Segui, David	.995	1118
Martinez, Tino	.995	1633
Olerud, John	.995	1849
Grace, Mark	.995	2162
Palmeiro, Rafael	.994	1916

1998: His .354 batting average was the highest in Mets history...finished second in the NL in batting and on-base percentage (.434), sixth in walks and hits and eighth in multi-hit games (56)...his 197 hits and 96 walks were the second-highest in Mets history...had a career-best four triples...stole his first base of the season, fourth career, June 2 at Pittsburgh, his first stolen base since May 28, 1996 (Chicago at Toronto)...had a 23-game hit streak, July 19-Aug. 9 (41-89, .461)...named NL Player of the Week, Aug. 3-8 (16x35/.457)...NL Player of the Week for Sept. 14-20, his third NL honor and fifth career...tied a Mets club record with nine consecutive hits, from his final at-bat Sept. 16 at Houston to Sept. 20 vs. Florida...tied an NL record on Sept. 22 when he walked in the first inning vs. Montreal, the 15th straight time he had reached base safely...the streak started in his final at-bat on Sept. 16 at Houston.

1999: Drew a career-best 125 walks, a new Mets record...played in 162 of Mets' 163 games...reached base safely in 151 of 162 games played (93.2%), the third highest percentage in the Majors...finished fourth in the NL in walks, fifth with a .427 on-base percentage, 10th with 11 hit-by-pitches and he tied for sixth among NL first basemen with a .994 fielding percentage (9 E, 1458 TC), just .003 points behind leader Travis Lee...homered twice April 18 vs. Montreal, his 11th career two-homer game...had a season-high 13-game hit streak May 10-23 in which he hit .455 (20x44) with 16 RBI...had grand slam and 5 RBI, tying his career-best, in Game 1 Aug. 22 vs. St. Louis...hit second grand slam of the season, 6th career, Sept. 29 vs. Atlanta (Greg Maddux)...batted .349 with 3 home runs and 12 RBI in the postseason, going 7x16/.438 with one home run and six RBI in four games of the Division Series vs. Arizona and 8x27/.296 with two home runs and six RBI in the NLCS vs. Atlanta.

2000: Won AL Gold Glove after leading AL first basemen in fielding percentage (.996) and assists (132)...was ranked among the AL leaders in doubles (T4th) and walks (8th)...recorded first hit in Comerica Park, a double in the first inning April 11; bat was sent to the Hall of Fame...homered twice June 29 vs. Anaheim...had two hits in the 7th inning July 2 at Texas...tied career high with five RBI in 11-0 win July 8 vs. Los Angeles...3x4 with two home runs and five RBI (tied career-high) July 14 in San Diego; 13th career two-home run game, second in 2000...led the AL & was tied for the ML lead with 29 RBI...struck out four times for just the third time in career Aug. 19 in Cleveland...wife Kelly gave birth to daughter Jordan Marie Aug. 30; missed three games Aug. 30-Sept. 2, his first of the season...led the AL with five bases-loaded walks and was second with 29 bases-loaded RBI...recorded 100 RBI for the first time since 1997.

2001: Belted 7th career grand slam April 21 vs. Anaheim...notched 5th HR and 1st stolen base on the year, his first since Sept. 9 1999, on May 4 vs. Boston...hit for the cycle for the second time in his career (also Sept. 9, 1997 with the Mets) on June 16 at San Diego; doubled down the third base line, tripled down first base line, singled to center and smashed only the second home run ever hit into the second deck in right field at Qualcomm Stadium (estimated 454 feet) to complete the cycle; triple was only the 12th in his career, and first since 1998...was third cycle in franchise history (Buhner, May 23 '93 and Rodriguez, May 5 '97)...became just second player to hit for the cycle in both leagues, joining Bob Watson...voted starting first baseman for the All-Star Game; second All-Star appearance (1990 with Toronto) and first start...hit 200th career HR on July 27 vs. Minnesota...belted 2 home runs on August 22 vs. Detroit, his 14th career 2-homer

OLERUD (continued)

game...collected 20th home run Sept. 30 vs. Oakland; his 4th career 20-homer season, first since 1998.

2002: Hit .300 with 22 home runs and 102 RBI, just his second season with .300 average, 20+ home runs and over 100 RBI...won Gold Glove; was third among AL first basemen with .996 fielding percentage (5 errors, 1275 total chances); second with 101 assists...led AL with 12 sac flies; 5th with 98 walks; 7th with .403 on-base pct; T8th with 39 doubles...16-game hit streak May 30-June 15 (23x57/.404) to raise average from .272 to .304...homered June 22 at Houston for career RBI #1000...homered twice July 7 vs. Minnesota; 15th career 2-homer game...matched career-high with 5 RBI Aug. 3 vs. Cleveland and again on Sept. 8 at Kansas City...missed four games Aug. 22-25 with strained left groin...drove in run #100 Sept. 22 vs. Anaheim, becoming just the seventh Mariner ever with two 100-RBI seasons...hit .311 (47x151) with runners in scoring position, second on the team...named Mariners MVP by Seattle chapter of BBWAA.

POSTSEASON EXPERIENCE: Won two World Championships with Toronto in 1992-1993...started all five games in the 1991 ALCS vs. Minnesota... hit .348 (8x23) in the Series with four RBI and batted.308 (4x13) against Atlanta in the 1992 World Series, en route to his first World Championship... hit .348 in the 1993 ALCS vs. Chicago...doubled and homered in the 1993 World Series vs. Philadelphia, as the Blue Jays won second straight World Series title...batted .349 with 3 home runs and 12 RBI in the 1999 postseason, going 7x16/.438 with one home run and six RBI in four games of the Division Series vs. Arizona and 8x27/.296 with two home runs and six RBI in the NLCS vs. Atlanta... batted .333 (10x30) with 2 HR and 4 RBI in the 2000 postseason, including .350 (7x20) with HR, 2RBI in the 2000 ALCS vs. New York...homered in the 10th inning of Seattle's 7-4 win in Game 1 of the 2000 ALDS in Chicago following Edgar Martinez's tie-breaking two-run homer...also went back-to-back with Martinez in Game 5 of the 2000 ALCS vs. New York...struggled through the 2001 postseason, batting just .194 (7x36) in 10 games...homered to break a 2-2 tie in the 6th inning of Game 3 of ALCS in New York, in Seattle's 14-3 win.

AWARDS: All-Star Games: 1993, 2001 (starter)...Gold Glove: 2000, 2002, 2003...Player of the Week five times (last: Sept. 14-20, 1998).

OLERUD'S PLAYING RECORD

YEAR	CLUB	AVG.	G	AB	R	H	2B	3B	HR	RBI	HB	BB	SO	SB-CS	E	OBP
1989	TORONTO	.375	6	8	2	3	0	0	0	0	0	0	1	0-0	0	.375
1990	TORONTO	.265	111	358	43	95	15	1	14	48	1	57	75	0-2	2	.364
1991	TORONTO	.256	139	454	64	116	30	1	17	68	6	68	84	0-2	5	.353
1992	TORONTO	.284	138	458	68	130	28	0	16	66	1	70	61	1-0	7	.375
1993	TORONTO	.363	158	551	109	200	54	2	24	107	7	114	65	0-2	10	.473
1994	TORONTO	.297	108	384	47	114	29	2	12	67	3	61	53	1-2	6	.393
1995	TORONTO	.291	135	492	72	143	32	0	8	54	4	84	54	0-0	4	.398
1996	TORONTO	.274	125	398	59	109	25	0	18	61	10	60	37	1-0	2	.382
1997	NEW YORK (NL)	.294	154	524	90	154	34	1	22	102	13	85	67	0-0	7	.400
1998	NEW YORK (NL)	.354	160	557	91	197	36	4	22	93	4	96	73	2-2	5	.447
1999	NEW YORK (NL)	.298	162	581	107	173	39	0	19	96	11	125	66	3-0	9	.427
2000	SEATTLE	.285	159	565	84	161	45	0	14	103	4	102	96	0-2	5	.392
2001	SEATTLE	.302	159	572	91	173	32	1	21	95	5	94	70	3-1	9	.401
2002	SEATTLE	.300	154	553	85	166	39	0	22	102	5	98	66	0-0	5	.403
2003	SEATTLE	.269	152	539	64	145	35	0	10	83	6	84	67	0-1	3	.372
Mariners Totals		.289	624	2229	324	645	151	1	67	383	20	378	299	3-4	22	.392
AL Totals		.292	1544	5332	788	1555	364	7	176	854	52	892	729	6-12	58	.394
NL Totals		.315	476	1662	288	524	109	5	63	291	28	306	206	5-2	21	.425
ML Totals		.297	2020	6994	1076	2079	473	12	239	1145	80	1198	935	11-14	79	.402

ALL-STAR GAME

YEAR	CLUB, SITE	AVG.	G	AB	R	H	2B	3B	HR	RBI	HB	BB	SO	SB-CS	E	OBP
1993	AL, Baltimore	.000	1	2	0	0	0	0	0	0	0	0	0	0-0	0	.000
2001	AL, Seattle	.000	1	2	0	0	0	0	0	0	0	0	0	0-0	0	.000
ASG Totals		.000	2	4	0	0	0	0	0	0	0	0	0	0-0	0	.000

DIVISION SERIES

YEAR	CLUB, OPP.	AVG	G	AB	R	H	2B	3B	HR	RBI	HB	BB	SO	SB-CS	E	OBP
1999	NYM vs. ARI	.428	4	16	3	7	0	0	1	6	1	3	2	0-0	0	.526
2000	SEA vs. CHI	.300	3	10	2	3	0	0	1	2	0	2	1	0-0	0	.462
2001	SEA vs. CLE	.176	5	17	1	3	0	0	0	1	1	3	5	0-0	0	.300
DS Totals		.302	12	43	6	13	0	0	2	9	2	8	8	0-0	0	.423

LEAGUE CHAMPIONSHIP SERIES

YEAR	CLUB, OPP.	AVG	G	AB	R	H	2B	3B	HR	RBI	HB	BB	SO	SB-CS	E	OBP
1991	TOR vs. MIN	.158	5	19	1	3	0	0	0	3	0	3	1	0-0	0	.273
1992	TOR vs. OAK	.348	6	23	4	8	2	0	1	4	0	2	5	0-0	0	.400
1993	TOR vs. CHI	.340	6	23	5	8	1	0	0	3	1	4	1	0-0	1	.464
1999	NYM vs. ATL	.296	6	27	4	8	0	0	2	6	0	2	3	0-0	2	.345
2000	SEA vs. NY	.350	6	20	3	7	3	0	1	2	0	2	2	1-0	0	.391
2001	SEA vs. NY	.211	5	19	2	4	0	0	1	3	0	2	4	0-0	0	.286
LCS Totals		.290	34	131	19	38	6	0	5	21	1	15	16	1-0	3	.365

WORLD SERIES

YEAR	CLUB, OPP.	AVG	G	AB	R	H	2B	3B	HR	RBI	HB	BB	SO	SB-CS	E	OBP
1992	TOR vs. ATL	.308	4	13	2	4	0	0	0	3	0	3	1	0-0	0	.308
1993	TOR vs. PHI	.235	5	17	5	4	1	0	1	2	0	4	1	0-0	0	.364
WS Totals		.267	9	30	7	8	1	0	1	5	0	7	2	0-0	0	.343

DETAILED BREAKDOWN

2003					CAREER					CAREER BY BALLPARK					
AVG	AB	H	HR	RBI	AVG	AB	H	HR	RBI	AVG	AB	H	HR	RBI	
.227	66	15	1	9	.282	439	124	15	75	Angel Stadium	.285	235	67	8	47
.303	33	10	0	3	.285	404	115	14	52	Camden Yards	.255	184	47	4	18
.250	20	5	0	1	.248	412	102	10	63	Fenway Park	.282	206	58	5	30
.188	32	6	2	10	.289	350	101	13	56	U.S. Cellular Field	.295	166	49	8	22
.258	31	8	2	5	.336	378	127	17	62	Jacobs Field	.286	112	32	3	14
.414	29	12	2	9	.308	367	113	12	57	Comerica Park	.345	55	19	0	5
.286	28	8	0	3	.301	432	130	11	58	Kauffman Stadium	.297	229	68	4	32
.353	34	12	0	4	.313	351	110	11	63	Metrodome	.326	178	58	5	34
.308	26	8	1	4	.286	393	102	9	54	Yankee Stadium	.291	203	59	3	25
.327	55	18	1	13	.294	480	141	14	70	Network Associates Col.	.283	223	63	6	22
—	—	—	—	—	.242	194	47	9	35	Safeco Field	.274	1096	300	40	205
.303	33	10	0	2	.313	160	50	3	23	Tropicana Field	.293	75	22	2	8
.203	69	14	0	6	.263	488	128	13	76	Ballpark in Arlington	.275	171	47	3	29
.115	26	3	0	3	.288	170	49	5	34	SkyDome	.297	1629	483	50	241
—	—	—	—	—	.260	77	20	4	10	Bank One Ballpark	.222	36	8	2	5
.300	10	3	0	1	.271	140	38	4	19	Turner Field	.236	72	17	1	6
—	—	—	—	—	.413	109	45	6	18	Wrigley Field	.377	61	23	4	11
—	—	—	—	—	.352	105	37	3	18	Great American Ball Park	—	—	—	—	—
—	—	—	—	—	.328	125	41	4	20	Coors Field	.393	61	24	1	10
—	—	—	—	—	.299	117	35	4	25	Pro Player Stadium	.357	56	20	2	15
—	—	—	—	—	.360	111	40	5	20	Minute Maid Park	.417	12	5	1	4
—	—	—	—	—	.300	130	39	3	16	Dodger Stadium	.306	72	22	2	7
—	—	—	—	—	.323	310	100	13	57	Miller Park	—	—	—	—	—
.333	9	3	0	0	.308	133	41	5	24	Olympic Stadium	.254	67	17	0	9
.000	8	0	0	1	.000	8	0	0	1	Shea Stadium	.309	816	252	37	156
.400	10	4	0	4	.314	125	48	9	35	Veterans Stadium	.362	69	25	3	18
—	—	—	—	—	.292	96	28	4	22	PNC Park	—	—	—	—	—
—	—	—	—	—	.280	107	30	4	19	Busch Stadium	.333	45	15	1	6
.300	20	6	1	5	.349	172	60	11	45	Qualcomm Stadium	.345	87	30	5	19
—	—	—	—	—	.309	123	38	4	18	SBC Park	.143	7	1	0	0
.287	261	75	8	50	.291	3451	1004	124	580	Arlington Stadium	.275	80	22	4	14
.252	278	70	2	33	.303	3543	1075	115	565	Astrodome	.354	48	17	2	10
.276	293	81	4	40	.298	3879	1154	140	645	Cashman Field, L.V.	.429	7	3	1	3
.260	246	64	6	43	.297	3115	925	99	500	Cinergy Field	.383	60	23	1	10
.239	155	37	0	23	.271	1802	488	37	307	Clev. Municipal Stadium	.411	73	30	7	22
.281	384	108	10	60	.306	5192	1591	202	838	County Stadium	.357	154	55	9	32
.289	149	43	5	73	.296	1867	552	58	865	Kingdome	.224	107	24	6	19
.412	17	7	1	25	.351	174	61	7	205	Memorial Stadium	.267	45	12	2	5
.000	1	0	0	0	.183	71	13	1	16	Old Comiskey Park	.143	7	1	0	1
—	—	—	—	—	.273	454	124	16	64	3Com Park	.286	49	14	1	5
—	—	—	—	—	.250	4	1	0	0	Three Rivers Stadium	.286	35	10	2	8
.319	91	29	1	17	.329	1041	343	40	187	Tiger Stadium	.346	107	37	4	18
.286	91	26	1	8	.286	1243	356	40	188						
.256	86	22	2	14	.286	1213	347	42	208						
.231	78	18	2	15	.300	1178	353	52	187						
.267	101	27	3	22	.301	1228	370	33	200						
.250	92	23	1	7	.284	1087	309	32	175						

OLERUD'S CAREER TRANSACTIONS

- Selected by New York (NL) in 27th round of the June, 1986 draft.
- Selected by Toronto in third round of the June, 1989 draft.
- Acquired by New York Mets in exchange for Robert Person, December 20, 1996.
- Re-signed by New York (NL) as a free agent, November 24, 1997.
- Signed by Seattle as a free agent, December 7, 1999.



JOEL PINEIRO (38)

POSITION: Pitcher

AGE: 25, turns 26 Sept. 25 **BORN:** 9-25-78 in Rio Paderes, PR

BATS: Right **THROWS:** Right **HEIGHT:** 6-1 **WEIGHT:** 200

ML SERVICE: 2 years, 144 days

CONTRACT STATUS: Signed thru 2006

ACQUIRED: Mariners 12th round selection in the 1997 June draft, signed by Mariners scout Fernando Arguelles.

2003:

- Finished 8th in the AL in wins (16), T1st in shutouts (2), 3rd in day ERA (2.54) & 7th in average against (.241).
- Second longest winning streak of 2003 in American League (8 games, June 16-July 31).
- Mariners were 19-13 overall in his 32 starts (3-2 in his no-decisions).
- Set new career-highs in wins (16), innings (211.2), starts (32), complete games (3), shutouts (2) and strikeouts (151).
- Helped Mariners tie Major League record by using only five starters all season.
- One of four Mariners starters to pitch more than 200 innings (also: Moyer, Garcia and Franklin).
- Won three of final four starts to close out season (3-1, 3.21 in 4 GS / 28.0 IP, 10 ER).
- Was 8-0, 1.91 in nine starts June 16-July 31 (66.0 IP, 14 ER).
- Was 0-5, 8.30 in five August starts (26.0 IP, 24 ER).
- Eight consecutive wins (June 16-July 31) was new career-high win streak (prev.: 6, June 12-July 11, 2002).
- Had 19.2 innings pitched scoreless streak July 21-31.
- Tossed three-hit complete game shutout July 26 vs. Texas, winning 4-0...all three hits were singles.
- Struck out a career-high 12 at Minnesota May 30 in complete-game shutout (4 H).

PERSONAL: Joel Alberto Pineiro...resides in Rio Paderes, PR with wife Shirley and son Joel Jr. (4/7/03)...graduated from Colonial H.S....lettered in baseball three times and was named Orange County All-Star and Athlete of the Year...attended Edison C.C....Florida Juco Pitcher of the Year in 1997.

CAREER:

- 1997:** Began his pro career with Peoria...transferred to Everett on June 27...struck out 63 in 52.0 combined innings pitched.
- 1998:** Won first four decisions from April 10-May 5 at Wisconsin...promoted to Lancaster on July 13...tossed a four-hit 9-0 shutout at Stockton July 22 in just his second start since being promoted...promoted to Orlando on Sept. 3 and won his only start Sept. 6 at Carolina...was named the Mariners' sixth best prospect by Baseball America...was 2-0, 3.20 with Ponce in the Puerto Rico Winter League.
- 1999:** Promoted to New Haven...led Eastern Lg. with 15 losses...tied for 3rd in league with 4 complete games...led staff in wins and innings pitched and second in strikeouts...season-high 9 strikeouts in complete-game, 8-2 victory over Harrisburg on June 25...named Eastern Lg. Pitcher of the Week for Aug. 2-8 after tossing a complete-game, four-hitter on Aug. 7 vs. New Britain (1 ER).
- 2000:** Was 9-1 with a 3.24 ERA in 18 games (17 starts) between double-A New Haven and triple-A Tacoma...promoted to Tacoma on May 30...tossed consecutive complete-game shutouts, June 12 vs. New Orleans (Game #2) & June 18 at Nashville, becoming first Rainier to toss consecutive complete game shutouts since Edwin Hurtado in 1997...named PCL Pitcher of the Week for June 12-18...missed first two weeks of July with soreness in right forearm...selected from Tacoma and made Major League debut at Chicago, August 8 Game #1...earned his first ML win as a starter (6+, 5.2, 2.2, 4)...optioned

PINEIRO's CAREER HIGHS

MOST STRIKEOUTS:

12 - 5/30/03 at MIN

LOW-HIT GAME:

3 - 7/26/03 vs. TEX

LONGEST WINNING STREAK:

8 - 6/16 - 7/31/03

LONGEST LOSING STREAK:

5 - 8/6 - 8/27/03

MOST INNINGS PITCHED:

STARTER:

9.0 - 5 times, last done 9/10/03

vs. TEX

RELIEVER:

4.2 - 8/14/00 vs. DET

PINEIRO (continued)

to triple-A Tacoma Aug. 9 and recalled on the 14th...pitched in four games August 14-28...optioned to Tacoma Aug. 29 and recalled on Sept. 5...pitched one shutout inning Sept. 23 vs. Oakland.

2001: Was 5-2, 2.36 in 11 starts, 1-0, 0.63 in 6 relief appearances with Seattle...held right-handed hitters to a .150 average (19x127), including retiring the first 51 right-handed hitters he faced...the 0x51 streak was the longest in the Majors since 1975 (as far back as research goes)...recalled from Tacoma July 5 and made 2001 debut that day, tossing 2.1 shutout innings of relief at Texas...threw 9.1 shutout innings in three relief appearances (2 H, 5 BB, 6 K) before making his first start of the season July 21 at Minnesota...set career-high and club's season-high with 11 strikeouts in a 5-4 victory vs. Toronto August 7...was the first Mariners hurler to begin career 4-0...was ejected for first time in his ML career after hitting Angels Troy Glaus with a pitch Oct. 2 in Anaheim; was suspended for three games which he began serving the following night...tossed 2.0 shutout innings, striking out four, in final relief appearance of the season October 6 vs. Texas.

2002: Was 13-7, 3.52 in 28 starts; 1-0, 0.50 in 9 relief appearances (1 ER, 18.0 IP)...3.24 ERA ranked 8th in the AL...2.55 home ERA ranked 2nd...2.84 ERA at night ranked 7th...team was 17-11 in his 28 starts...pitched first career complete game shutout June 12, 5-0 vs. St. Louis to snap a personal 3-game losing streak...drove in more runs than he allowed June 18 in Cincinnati, giving up one run over 6.1 innings while hitting a two-run single in the 5th...racked up his second career complete game three starts later, 6-2 vs. Colorado June 28...pitched 8 shutout innings in two consecutive starts, July 3 vs. Kansas City and July 11 at Tampa Bay to run his consecutive shutout streak to 20.0 IP...allowed two hits in 8.0 innings in 3-0 shutout vs. Kansas City July 3...was 6-0, 1.14 (47.1 IP, 6 ER) in six starts June 12-July 11...named Mariners Most Valuable Pitcher by Seattle BBWAA.

POSTSEASON EXPERIENCE: Saw limited action during the 2001 postseason...struck-out five batters in 2.0 IP during the ALCS vs. New York.

AWARDS: Named Seattle Pitcher of the Year in 2002 by the Seattle chapter of the BBWAA.

TOP SEATTLE WINNERS

Only 11 Mariners pitchers (17x) have won more than 15 games in a season... here's a look:

Wins	Pitcher, Year
21	Jamie Moyer, 2003
20	Randy Johnson, 1997 Jamie Moyer, 2001
19	Mark Langston, 1987 Randy Johnson, 1993
18	Erik Hanson, 1990 Randy Johnson, 1995 Freddy Garcia, 2001
17	Mark Langston, 1984 Mark Moore, 1985 Dave Fleming, 1992 Jamie Moyer, 1997 Freddy Garcia, 1999 Aaron Sele, 2000 Paul Abbott, 2001
16	Jeff Fassero, 1997 Freddy Garcia, 2002 Joel Pineiro, 2003

PINEIRO'S PLAYING RECORD

Year	Club	W-L	ERA	G	GS	CG	SH	SV	IP	H	R	ER	HR	BB	SO
1997	Peoria	1-0	0.00	1	0	0	0	0	3.0	1	0	0	0	0	4
	Everett	4-2	5.33	18	6	0	0	1	49.0	54	33	29	2	18	59
	Wisconsin	8-4	3.19	16	16	1	0	0	96.0	92	40	34	8	28	84
	Lancaster	2-0	7.80	9	9	1	1	0	45.0	58	40	39	6	22	48
1999	Orlando	1-0	5.40	1	1	0	0	0	5.0	7	4	3	0	2	2
	New Haven	10-15	4.72	28	25	4	0	0	166.0	190	105	87	18	52	116
	New Haven	2-1	4.13	9	9	0	0	0	52.1	42	25	24	6	12	43
2000	Tacoma	7-1	2.80	10	9	2	2	0	61.0	53	20	19	3	22	41
	SEATTLE	1-0	5.59	8	1	0	0	0	19.1	25	13	12	3	13	10
	SEATTLE	6-2	2.03	17	11	0	0	0	75.1	50	24	17	2	21	56
2002	Tacoma	6-3	3.62	18	10	0	0	0	77.0	68	31	31	8	33	64
	SEATTLE	14-7	3.24	37	28	2	1	0	194.1	189	75	70	24	54	136
2003	SEATTLE	16-11	3.78	32	32	3	2	0	211.2	192	94	89	19	76	353
ML Totals		37-20	3.38	94	72	5	3	0	500.2	456	206	188	48	164	353

BATTING	AVG	AB	R	H	2B	3B	HR	RBI	BB	SO	SAC
Career	.091	94	11	1	0	0	0	2	0	5	1
Last Hit—	6/18/02										
											None

LEAGUE CHAMPIONSHIP SERIES

YEAR	CLUB, OPP	W-L	ERA	G	GS	CG	SH	SV	IP	H	R	ER	HR	BB	SO
2001	SEA vs. NY	0-0	4.50	1	0	0	0	0	2.0	4	1	1	0	2	5

DETAILED BREAKDOWN

2003						CAREER						CAREER BY BALLPARK							
W-L-S	ERA	G	IP	H	ER	W-L-S	ERA	G	IP	H	ER	W-L-S	ERA	G	IP	H	ER		
1-1-0	4.79	3	20.2	16	11	Anaheim	2-2-0	4.66	10	46.1	43	24	Angel Stadium	0-0-0	4.74	5	19.0	16	10
1-0-0	1.50	1	6.0	5	1	Battimore	3-1-0	3.98	5	31.2	27	14	Camden Yards	1-1-0	6.50	3	18.0	19	13
0-2-0	6.97	2	10.1	16	8	Boston	2-2-0	4.56	4	23.2	33	12	Fenway Park	0-1-0	5.79	1	4.2	7	3
—	—	—	—	—	—	Chicago	1-0-0	2.66	6	20.1	14	6	U.S. Cellular Field	1-0-0	5.63	2	8.0	11	5
1-1-0	10.38	2	8.2	19	10	Cleveland	1-1-0	8.41	5	20.1	35	19	Jacobs Field	1-1-0	7.63	4	15.1	27	13
3-0-0	0.89	3	20.1	10	2	Detroit	5-0-0	1.95	6	37.0	25	8	Comerica Park	2-0-0	1.80	2	15.0	8	3
—	—	—	—	—	—	Kansas City	2-0-0	0.60	3	15.0	6	1	Kauffman Field	—	—	—	—	—	—
1-1-0	4.35	3	20.2	26	10	Minnesota	1-2-0	3.79	6	35.2	43	15	Metrodome	1-1-0	2.66	4	23.2	24	7
0-2-0	4.15	2	13.0	13	6	New York	2-2-0	4.08	7	35.1	36	16	Yankee Stadium	1-1-0	4.58	3	17.2	20	9
4-0-0	2.38	5	34.0	24	9	Daklanji	0-1-0	2.45	11	51.1	44	14	Network Associates Col.	4-1-0	2.90	6	31.0	26	10
—	—	—	—	—	—	Seattle	—	—	—	—	—	—	Safeco Field	21-10-0	2.71	49	266.0	217	80
1-1-0	4.95	3	20.0	23	11	Tampa Bay	2-4-0	4.68	7	42.1	50	22	Tropicana Field	1-2-0	5.24	4	22.1	29	13
2-1-0	2.63	3	24.0	14	7	Texas	3-2-0	2.41	9	41.0	24	11	Ballpark in Arlington	0-2-0	4.05	5	20.0	15	9
0-1-0	6.00	1	6.0	6	4	Toronto	1-1-0	2.70	4	26.2	20	8	SkyDome	1-0-0	1.98	2	13.2	11	3
—	—	—	—	—	—	Arizona	0-0-0	0.00	1	4.0	2	0	Bank One Ballpark	—	—	—	—	—	—
—	—	—	—	—	—	Chicago	0-1-0	2.35	1	7.2	7	2	Wrigley	—	—	—	—	—	—
—	—	—	—	—	—	Cincinnati	1-0-0	1.42	1	6.1	8	1	Great American Ball Park	—	—	—	—	—	—
—	—	—	—	—	—	Colorado	1-0-0	2.00	1	9.0	6	2	Coors Field	—	—	—	—	—	—
—	—	—	—	—	—	Houston	1-0-0	3.86	1	7.0	8	3	Minute Maid Park	1-0-0	3.86	1	7.0	8	3
0-1-0	2.45	1	7.1	6	2	Montreal	0-1-0	2.45	1	7.1	6	2	Olympic Stadium	—	—	—	—	—	—
0-0-0	6.00	1	6.0	5	4	Philadelphia	0-0-0	6.00	1	6.0	5	4	Veterans Stadium	0-0-0	6.00	1	6.0	5	4
—	—	—	—	—	—	St. Louis	1-0-0	0.00	1	9.0	5	0	Busch Stadium	—	—	—	—	—	—
2-0-0	2.45	2	14.2	9	4	San Diego	2-0-0	2.45	2	14.2	9	4	Qualcomm Stadium	1-0-0	2.57	1	7.0	5	2
—	—	—	—	—	—	San Francisco	0-0-0	0.00	1	3.0	0	0	SBC Park	—	—	—	—	—	—
10-7-0	3.35	17	115.2	97	43	At Home	21-10-0	2.71	49	266.0	217	80	Cinergy Field	1-0-0	1.42	1	6.1	8	1
6-4-0	4.31	15	96.0	95	46	Away	16-10-0	4.14	45	234.2	239	108	—	—	—	—	—	—	
11-5-0	3.28	19	129.0	108	47	Pre-ASG	20-8-0	3.00	42	231.1	197	77	—	—	—	—	—	—	
5-6-0	4.57	13	82.2	84	42	Post-ASG	17-12-0	3.71	52	269.1	259	111	—	—	—	—	—	—	
16-11-0	3.78	32	211.2	192	89	Start	35-20-0	3.48	72	455.0	424	176	—	—	—	—	—	—	
—	—	—	—	—	—	Relief	2-0-0	2.36	22	45.2	32	12	—	—	—	—	—	—	
2-1-0	4.02	5	31.1	26	14	In April	3-1-0	3.16	15	51.1	41	18	—	—	—	—	—	—	
3-3-0	3.73	6	41.0	42	17	May	6-5-0	3.65	11	69.0	71	28	—	—	—	—	—	—	
3-1-0	3.28	5	35.2	25	13	June	7-2-0	3.16	11	79.2	68	28	—	—	—	—	—	—	
5-0-0	1.44	6	43.2	30	7	July	9-1-0	1.79	16	95.1	66	19	—	—	—	—	—	—	
0-5-0	8.31	5	26.0	39	24	August	5-7-0	4.89	22	114.0	130	62	—	—	—	—	—	—	
3-1-0	3.71	5	34.0	30	14	Sept/Oct	7-4-0	3.25	19	91.1	80	33	—	—	—	—	—	—	

PINEIRO'S CAREER TRANSACTIONS

—Selected by Seattle in the 12th round of the June, 1997 draft.



J.J. PUTZ (20)

POSITION: Pitcher

AGE: 27 BORN: 2-22-77 in Trenton, MI

BATS: Right THROWS: Right HEIGHT: 6-5 WEIGHT: 220

ML SERVICE: 32 days

CONTRACT STATUS: Signed thru 2004

ACQUIRED: Mariners' sixth round selection in the 1999 June draft; signed by Mariners scout Ken Madeja.

2003:

- Made 41 relief appearances with Tacoma, going 0-3 with 11 saves.
- Recorded a save in four consecutive appearances, Aug. 13-18.
- Had nine saves and a 0.89 ERA (30.1 IP, 3 ER) in 18 appearances in July and August.
- Allowed only one run in his last 13 appearances (19.0 IP).
- Held opponents to a .225 average, including a .205 average against left-handers.
- Recalled to Seattle on Aug 7, appearing in one game, tossing 1.2 innings of scoreless ball.
- Optioned to Tacoma on Aug. 11; recalled Sept. 2.

PERSONAL: Joseph Jason Putz...resides in Trenton, MI...graduated from Trenton (MI) H.S. in 1995 where he was an All-State in baseball in 1994 and 1995...attended the University of Michigan.

CAREER:

1999: Began pro career with Everett...was 0-0, 4.84 with two saves in 10 games.

2000: Pitched in 26 games (25 starts) with Wisconsin...finished tied for third in the Midwest

PUTZ (continued)

League with three complete games...pitched a seven inning no-hitter April 21 vs. Kane County...tossed back-to-back complete game shutouts June 27 vs. South Bend and July 2 vs. Kane County...was 3-0, 2.00 in six August games, five starts...won his final six decisions of the regular season from July 17-Sept. 2.

2001: Set career-highs in innings pitched (148.0) and strikeouts (135) in 27 games, 26 starts, with double-A San Antonio...his 3.83 ERA was 8th-best in the Texas League...was 1-6 in his first 14 starts, but went 6-3 in his final 13 starts...earned the win, reaching season-highs with 8.0 shutout IP and 11 strikeouts, while allowing 2 hits July 14 at Round Rock...had a strong August, going 3-1, 3.51 (33.1 IP, 13 ER) in 6 games, 5 starts...made only relief appearance of season Aug. 15 vs. Tulsa, throwing 4 innings...was 2-0 with a 1.42 ERA (19.0 IP, 3 ER) in his final 3 starts of the season.

2002: Began season on disabled list with a right shoulder strain, then split season between San Antonio and Tacoma...reinstated from disabled list April 22, and was assigned to the Missions...had 3.64 ERA in 15 starts despite a 3-10 record...promoted to Tacoma July 12...went 2-4 with a 3.83 ERA in 9 starts with the Rainiers...finished season with an overall 3.72 ERA (138.0 IP, 57 ER) in 24 starts, striking out 99 while walking 49 batters.

PUTZ's CAREER HIGHS

MOST STRIKEOUTS:

1 — 3 times; last done 9/21/03 at OAK

LOW HIT GAME:

None

LONGEST WINNING STREAK:

None

LONGEST LOSING STREAK:

None

MOST INNINGS PITCHED:

STARTER:

None

RELIEVER:

1.2 — 8/11/03 vs. TOR

PUTZ's PLAYING RECORD

YEAR	CLUB	W-L	ERA	G	GS	CG	SH	SV	IP	H	R	ER	HR	BB	SO
1999	Everett	0-0	4.84	10	0	0	0	2	22.1	23	13	12	2	11	17
2000	Wisconsin	12-6	3.15	26	25	3	2	0	142.2	130	71	50	4	63	105
2001	San Antonio	7-9	3.83	27	26	0	0	0	148.0	145	80	63	11	59	135
2002	San Antonio	3-10	3.64	15	15	1	0	0	84.0	84	41	34	7	28	60
	Tacoma	2-4	3.83	9	9	0	0	0	54.0	51	23	23	4	21	39
2003	Tacoma	0-3	2.51	41	0	0	0	11	86.0	69	30	24	4	34	60
	SEATTLE	0-0	4.91	3	0	0	0	0	3.2	4	2	2	0	3	3
ML Totals		0-0	4.91	3	0	0	0	0	3.2	4	2	2	0	3	3

DETAILED BREAKDOWN

2003						CAREER						CAREER BY BALLPARK						
W-L-S	ERA	G	IP	H	ER	W-L-S	ERA	G	IP	H	ER	W-L-S	ERA	G	IP	H	ER	
0-0-0	18.00	1	1.0	2	2	Oakland	0-0-0	18.00	1	1.0	2	2	0-0-0	18	1	1	2	2
0-0-0	0.00	1	1.0	1	0	Texas	0-0-0	0.00	1	1.0	1	0	Ballpark in Arlington	0-0-0	0	1	1	0
—	—	—	—	—	—	Seattle	—	—	—	—	—	—	Safeco Field	0-0-0	0	1	1	0
0-0-0	0.00	1	1.2	1	0	Toronto	0-0-0	0.00	1	1.2	1	0	Skydome	—	—	—	—	—
0-0-0	0.00	1	1.2	1	0	At Home	0-0-0	0.00	1	1.2	1	0	—	—	—	—	—	—
0-0-0	9.00	2	2.0	3	2	Away	0-0-0	9.00	2	2.0	3	2	—	—	—	—	—	—
—	—	—	—	—	—	Pre-ASG	—	—	—	—	—	—	—	—	—	—	—	—
0-0-0	4.91	3	3.2	4	2	Post-ASG	0-0-0	4.91	3	3.2	4	2	—	—	—	—	—	—
—	—	—	—	—	—	Start	—	—	—	—	—	—	—	—	—	—	—	—
0-0-0	4.91	3	3.2	4	2	Relief	0-0-0	4.91	3	3.2	4	2	—	—	—	—	—	—
—	—	—	—	—	—	In April	—	—	—	—	—	—	—	—	—	—	—	—
—	—	—	—	—	—	May	—	—	—	—	—	—	—	—	—	—	—	—
—	—	—	—	—	—	June	—	—	—	—	—	—	—	—	—	—	—	—
—	—	—	—	—	—	July	—	—	—	—	—	—	—	—	—	—	—	—
0-0-0	0.00	1	1.2	1	0	August	0-0-0	0.00	1	1.2	1	0	—	—	—	—	—	—
0-0-0	9.00	2	2.0	3	2	Sept/Oct	0-0-0	9.00	2	2.0	3	2	—	—	—	—	—	—

PUTZ's CAREER TRANSACTIONS

— Selected by Seattle in the sixth round of the 1999 June draft.



RAMON SANTIAGO (1)

POSITION: Infielder

AGE: 24, turns 25 Aug. 31 **BORN:** 8-31-79 in Las Matas de Farfan, DR

BATS: Both **THROWS:** Right **HEIGHT:** 5-11 **WEIGHT:** 167

ML SERVICE: 1 years, 136 days

CONTRACT STATUS: Signed thru 2004

ACQUIRED: Traded to Seattle with Juan Gonzalez (inf) from Detroit in exchange for Carlos Guillen (inf), January 8, 2004.

2003:

- Spent first full season in Majors, beginning the year as Detroit's starting second baseman.
- Topped the AL with 18 sacrifices, the most since Kansas City's Tom Goodwin had 21 in 1996.
- Established a career high with an eight-game hitting streak April 6-16, batting .360 (9x25) with three doubles and four RBI.
- Single as a pinch-hitter on June 15 versus Colorado, his first-ever pinch-hit at the Major League level; was 2x2 overall as a pinch-hitter with a single, double, walk and hit by pitch.
- Started his first game at shortstop on June 22 at Colorado after 50 starts at second base.
- Swiped two bases versus Toronto on June 30, establishing a career high.
- Strung together 218 total errorless chances at shortstop June 30-August 27.
- Hit lone home run July 1 versus Toronto, his first home run since June 19, 2002 at Atlanta.
- Hit safely in 9-of-11 games September 1-12, batting .313 (10x32).
- Established a career high with four RBI on September 18 versus Toronto.
- Equaled a career best with three hits at Kansas City on September 23.

PERSONAL: Ramon D. Santiago...resides in Las Matas de Farfan, DR.

CAREER:

- 1999:** Split first pro season between Gulf Coast Tigers and single-A Oneonta...combined to hit .326, second-best among short-season league switch-hitters and fourth-best among short-season league shortstops...led Gulf Coast Tigers with 20 stolen bases...posted a 12-game hit streak July 7-27, batting .400 (20x50) with four doubles, a triple and four RBI...hit safely in 11 of his 12 games with Oneonta Aug. 22-Sept. 2...named the second-best prospect in the Gulf Coast League following the season by *Baseball America*.
- 2000:** Earned both mid- and postseason all-star honors in the Midwest League while playing with single-A West Michigan...forced to serve as the designated hitter after July 23 due to an impingement in his right shoulder...sidelined for most of August with the injury, which ultimately forced him to undergo surgery in the off-season...named the best defensive shortstop in the Midwest League by *Baseball America*.
- 2001:** Limited to serving as designated hitter while recovering from off-season surgery on his right shoulder...finished fourth in the Florida State League with 34 stolen bases...recorded a season-best 10-game hitting streak July 21-August 4, batting .395 (15x38) with five runs, two doubles and four RBI.
- 2002:** Made stops at double-A Erie and triple-A Toledo before having his contract purchased by Detroit on May 17...made ML debut May 17 versus Texas and doubled off Dave Burba in the eighth inning for the first ML hit...had a career-high three hits May 18 versus Texas, falling a home run shy of the cycle...hit his first ML home run to lead-off the game June 3 versus Boston (off Pedro Martinez); finished with two home runs for his first career multi-home run game...led off the game the following day, June 4, against Boston with a home run (off John Burkett)...departed the game July 23 versus Kansas City in the third inning with a right wrist injury...placed on the DL on July 24 with a fractured right hamate bone; underwent surgery on July 25...returned Sept. 1...scratched from the lineup Sept. 21 versus New York with soreness in his right wrist; was shut down for the remainder of the

SANTIAGO'S CAREER HIGHS

MOST HITS:

3 — four times; last done 9/23/03 at KC (with DET)

MOST HOME RUNS:

2 — 6/3/02 vs. BOS (with DET)

MOST RBIs:

4 — 9/18/03 vs. TOR (with DET)

MOST STOLEN BASES:

2 — 6/30/03 vs. TOR (with DET)

LONGEST HITTING STREAK:

8 — 4/6-16/03 (with DET)

CAREER GRAND SLAMS:

None

SANTIAGO (continued)

season...underwent surgery to correct chronic dislocation and looseness in his left shoulder, by Dr. Kyle Anderson on Sept. 26 at Henry Ford Hospital in Detroit...ranked among AL rookie leaders in three categories: tied for second with five triples, tied for fourth with eight stolen bases and ninth with a .306 on-base percentage...one of four unanimous selections to the TOPPS Rookie All-Star team.

POSTSEASON EXPERIENCE: None.

AWARDS: Named to TOPPS Rookie All-Star team in 2002.

SANTIAGO'S PLAYING RECORD

YEAR	CLUB	AVG.	G	AB	R	H	2B	3B	HR	RBI	HB	BB	SO	SB-CS	E	OBP
1999	GCL Tigers	.321	35	134	25	43	9	2	0	11	1	9	17	20-7	4	.361
	Oneonta	.340	12	50	9	17	1	2	1	8	1	2	12	5-0	1	.377
2000	West Michigan	.272	98	379	69	103	15	1	1	42	12	34	60	39-12	8	.346
2001	Lakeland	.268	120	429	64	115	15	3	2	46	11	54	60	34-8	0	.361
2002	Erie	.280	22	75	9	21	0	2	1	7	3	3	12	6-0	3	.329
	Toledo	.429	9	28	8	12	1	0	2	6	2	3	4	0-2	2	.515
	DETROIT	.243	65	222	33	54	5	5	4	20	8	13	48	8-5	7	.306
2003	DETROIT	.225	141	444	41	100	18	1	2	29	10	33	66	10-4	20	.292
ML Totals		.231	206	666	74	154	23	6	6	49	18	46	114	18-9	27	.297

DETAILED BREAKDOWN

2003						CAREER					CAREER BY BALLPARK					
AVG	AB	H	HR	RBI		AVG	AB	H	HR	RBI	AVG	AB	H	HR	RBI	
.167	18	3	0	1	Anaheim	.167	18	3	0	1	Angel Stadium	.000	5	0	0	0
.091	11	1	0	0	Baltimore	.091	11	1	0	0	Camden Yards	.000	4	0	0	0
.154	13	2	0	0	Boston	.217	46	10	3	8	Fenway Park	.222	18	4	0	5
.214	56	12	0	2	Chicago	.239	88	21	0	4	U.S. Cellular Field	.231	52	12	0	1
.226	62	14	0	1	Cleveland	.218	87	19	0	2	Jacobs Field	.184	49	9	0	2
					Detroit						Comerica Park	.238	344	82	4	26
.246	65	16	0	7	Kansas City	.235	85	20	0	10	Kauffman Stadium	.240	50	12	0	4
.203	59	12	1	6	Minnesota	.233	73	17	1	7	Metrodome	.207	29	6	1	3
.320	25	8	0	3	New York	.324	37	12	0	3	Yankee Stadium	.368	19	7	0	2
.059	17	1	0	0	Oakland	.059	17	1	0	0	Network Associates Col.	.000	6	0	0	0
.200	20	4	0	2	Seattle	.200	20	4	0	2	Safeco Field	.100	10	1	0	2
.357	14	5	0	0	Tampa Bay	.357	14	5	0	0	Tropicana Field	.429	7	3	0	0
.286	21	6	0	1	Texas	.345	29	10	0	3	Ballpark in Arlington	.286	14	4	0	1
.250	24	6	1	5	Toronto	.200	35	7	1	5	SkyDome	.167	6	1	0	0
.222	9	2	0	1	Arizona	.190	21	4	0	1	Bank One Ballpark	.167	12	2	0	0
					Atlanta	.455	11	5	1	2	Turner Field	.455	11	5	1	2
.333	3	1	0	0	Colorado	.333	3	1	0	0	Coors Field	.000	2	0	0	0
					Florida	.091	11	1	0	1	Pro Player Stadium	.091	11	1	0	1
.200	10	2	0	0	Los Angeles	.200	10	2	0	0	Dodger Stadium					
					Montreal	.182	11	2	0	0	Olympic Stadium					
					Philadelphia	.333	12	4	0	0	Citizens Bank Park					
					Pittsburgh	.000	10	0	0	0	PNC Park					
.111	9	1	0	0	San Diego	.111	9	1	0	0	Qualcomm Stadium					
.500	8	4	0	0	San Francisco	.500	8	4	0	0	SBC Park	.500	8	4	0	0
.250	224	56	1	18	At Home	.238	344	82	4	26						
.200	220	44	1	11	Away	.224	322	72	2	23						
.226	239	54	1	7	Pre-ASB	.235	404	95	5	24						
.224	205	46	1	22	Post-ASB	.225	262	59	1	25						
.187	134	25	1	4	vs. LHP	.197	188	37	1	6						
.242	310	75	1	25	vs. RHP	.245	478	117	5	43						
.234	94	22	0	27	RISP	.232	142	33	0	43						
.429	7	3	0	7	Bases Loaded	.455	11	5	0	11						
1.000	2	2	0	0	as PH	1.000	2	2	0	0						
					as DH	.000	0	0	0	0						
.000	3	0	0	0	In March	.000	3	0	0	0						
.214	56	12	0	4	April	.214	56	12	0	4						
.253	83	21	0	1	May	.270	122	33	0	5						
.217	60	13	0	1	June	.218	165	36	4	9						
.205	73	15	1	5	July	.227	128	29	1	12						
.190	84	16	1	7	August	.190	84	16	1	7						
.271	85	23	0	11	Sept/Oct	.259	108	28	0	12						

SANTIAGO'S CAREER TRANSACTIONS

- Signed by Detroit as a non-drafted free agent July 28, 1998.
- On disabled list with fractured right hamate bone, July 24-Sept. 1, 2002.
- Traded to Seattle with Juan Gonzalez (inf) from Detroit in exchange for Carlos Guillen (inf), January 8, 2004.



CHRIS SNELLING (41)

POSITION: Outfielder

AGE: 22 **BORN:** 12-3-81 in North Miami, FL

BATS: Left **THROWS:** Left **HEIGHT:** 5-10 **WEIGHT:** 165

ML SERVICE: 159 days

CONTRACT STATUS: Signed thru 2004

ACQUIRED: Signed as a non-drafted free agent March 2, 1999; signed by Mariners scout Barry Holland.

2003:

- Began season on the disabled list recovering from a torn left ACL suffered last season.
- Reinstated from the disabled list on April 30 and optioned to San Antonio.
- Hit .316 with 22 extra-base hits and 35 RBI combined between San Antonio and Tacoma.
- Hit safely in 37 of 47 games with San Antonio, including 16 of his last 17 games.
- Had 19 multi-hit games, including a season-high four hits on May 3 at Wichita.
- Hit .317 (19x60) with runners in scoring position and .367 (11x30) with runners in scoring position and two outs.
- Promoted to Tacoma, July 25, appearing in 18 games.

PERSONAL: Christopher Doyle Snelling...graduated from Corpus Christi College Tuggerah (H.S.) in Australia in 1999.

CAREER:

1999: Spent first pro season with Everett...had 33 walks, compared to 24 strikeouts...led team in games played, at bats, hits, total bases (132), home runs, RBI and walks...tied for team lead in doubles and triples...reached safely via hit or walk in his first 37 games, June 18-Aug. 3...had a career-day July 21 vs. Boise, going 5x5 with 8 RBI, while hitting for the cycle and a grand slam; 8 RBI was tied for 3rd-most in all of minor league baseball in 1999...named Everett's Co-MVP with teammate Termel Sledge...invited to try out for Australian Olympic Baseball team.

2000: Saw limited action in with Wisconsin after two stints on the DL...hit .305 in 72 games and was named the third-best prospect of the Midwest League by Baseball America...began the year with an eight-game hitting streak (April 6-15)...hit .364 (39x107) with 34 RBI in May...began June by hitting .395 (15x38) in his first 10 games before suffering a left hand metacarpal fracture June 9...despite the injury, was named to the Midwest All-Star Team...reinstated July 13 and played in six games before landing on the DL with left scapho-lunate ligament damage in his hand...reinstated in late Aug....hit .385 (5x13) with six RBI in three postseason games before leaving the squad to participate in the 2000 Summer Olympics with the Australian National Team.

2001: Led the Mariners farm system and California League with a .336 (151x450) average, highlighted by a 25-game hit streak...finished second in the league in triples (10) and on base percentage (.418), fourth in hits...had 43 multi-hit games...named San Bernardino's Most Valuable Player by Mariners organization...drove in at least one run in 7 straight games from June 12-25...named league's Player of the Week for July 2-8 after hitting .429 (12x28) with 4 runs, a home run and 6 RBI...had 25-game hitting streak from July 8-Aug. 7, batting .449 (48x107) over that span...again named POW for July 23-29 batting 17x29 (.586) with 10 runs, 2 doubles, a triple, home run and 10 RBI...California League player of the month of July, batting .443 and collecting 47 hits in 25 games...named to the League's mid-season All-Star Team...a fractured right ankle ended his season, as he was placed on the DL Aug. 25 through the end of the year...named to SportsTicker's All-Prospect and All-Teen Teams.

2001: Played in 8 ML games in before suffering season-ending injury...selected from double-A San Antonio May 25 and made ML debut that night vs. Baltimore, going 0x3 in left

SNELLING'S CAREER HIGHS

MOST HITS:

2 - 5/29/02 at TB

MOST HOME RUNS:

1 - 5/29/02 at TB

MOST RBIs:

2 - 5/29/02 at TB

MOST STOLEN BASES:

None

LONGEST HITTING STREAK:

3 - 5/28-30/02

CAREER GRAND SLAMS:

None



RAFAEL SORIANO (39)

POSITION: Pitcher

AGE: 24 **BORN:** 12-19-79 in San Jose, DR

BATS: Right **THROWS:** Right **HEIGHT:** 6-1 **WEIGHT:** 175

ML SERVICE: 1 year, 34 days

CONTRACT STATUS: Signed thru 2004

ACQUIRED: Signed as a non-drafted free agent August 30, 1996 by Mariners scout Ramon de los Santos.

2003:

- Was 3-0 with a 1.53 ERA (53.0 IP, 9 ER) in 40 games with Seattle.
- Surrendered just two home runs in 53.0 innings of work.
- Stranded 7 of 11 inherited runners.
- Held opponents to a .163 batting average (30x185) while allowing just two home runs.
- Struck out 68, while walking only 12, in 53.0 innings pitched (11.55 K's per 9.0 IP).
- Allowed runs in just 7 of 40 appearances on the season.
- Began the season with triple-A Tacoma, going 2-1, 3.68 in four starts with Rainiers.
- Recalled April 24, and tossed scoreless 9th inning April 25 vs. Detroit to secure 6-0 win.
- Appeared in three games with Seattle before being optioned to Tacoma May 8; recalled June 16.
- Earned first ML victory July 5 at Texas, tossing a scoreless inning (1.0,0,0,0,1,1).
- Ejected July 17 at Kansas City after hitting a batter (0.1 IP).
- Credited with first save of season, second career, July 25 vs. Texas, throwing 4.0 shutout innings (2 H, 3 K).
- Struck out seven consecutive batters over two games, July 28 vs. Texas (K) and July 30 vs. Detroit (6 K).
- Finished July 1-0 with a save and a 1.06 ERA (17.0 IP, 2 ER) in 12 games.
- Stranded two inherited runners by striking out Boston's Nomar Garciaparra on three pitches with two outs in the 8th inning, securing Seattle's 3-1 win vs. the Red Sox Aug. 17.
- Named AL Rookie of the Month for August after going 2-0, 1.62 (16.2 IP, 3 ER) in 12 appearances.
- Allowed runs in back-to-back games for the first time all season, Sept. 2 at Tampa Bay (1.2,1,1,1,2,2) and Sept. 5 at Baltimore (1.0,3,1,1,0,1).
- Tossed 8.2 consecutive scoreless innings to close out the season over his final 10 games.

PERSONAL: Rafael Soriano...resides in San Jose, DR.

• Pitching with Escogido in the Dominican Winter League, set new league record with a 0.21 ERA (42.1 IP, 2 ER).

CAREER: Began pro career as an outfielder before converting to pitcher.

1997: Started season with Santo Domingo in the Dominican Summer League...transferred to Peoria on May 30.

1998: Appeared in a team-high 23 games at first base.

1999: Converted to pitcher with Everett...finished 2nd in league in ERA and strikeouts and 3rd in walks...named Northwest League Pitcher of the Week for July 5-11 after going 2-0, 0.00 in two starts (11.0 IP, 3 H, 0 R, 6 BB, 18 K)...recorded 12 strikeouts in six scoreless innings in a 4-0 win July 10 vs. Portland (1 H, 4 BB).

2000: His 2.87 ERA was third-best in the Mariners organization and seventh in the Midwest League...surrendered just one home run for every 167 batters faced...began season on the DL with a right elbow sprain and was reinstated May 5...allowed one run over his first three starts (17.0 IP) of the season...tossed seven innings, allowing one run on two hits to earn the win on June 18 vs. Michigan...played winter ball with Escogido in the Dominican League.

SORIANO'S CAREER HIGHS

MOST STRIKEOUTS:

7 - 6/9/02 vs. CHI (NL)

LOW HIT GAME, CG:

None

LONGEST WINNING STREAK:

3 - 7/5/03 - current

LONGEST LOSING STREAK:

3 - 5/25/02 - 6/15/02

MOST INNINGS PITCHED:

STARTER:

7.0 - twice; last done 6/9/02 vs.

CHI (NL)

RELIEVER:

4.0 - 7/25/03 vs. TEX

SORIANO (continued)

2001: Split between San Bernardino and San Antonio, finishing with an overall record of 8-5 with a 2.82 ERA in 23 starts...held opponents to a .174 batting average (83x476)...was on the disabled list April 25-May 6 with a head contusion...allowed one run on 3 hits in complete game effort June 7 at Lancaster...tossed complete game shutout in next start, June 12 vs Lake Elsinore, allowing 2 hits while walking one and striking out 9...struck out 11 in 6.0 innings June 21 vs. Lancaster...finished June 4-0 with a 0.99 ERA (36.1 IP, 4 ER) in 5 starts...promoted to San Antonio June 28, and tossed 7.0 shutout innings while walking none and striking out 9 batters vs. Shreveport July 1...placed on the disabled list with a hip flexor July 4-12...finished July 2-0 with a 2.35 ERA in 5 starts, holding opponents to a .176 average...lost final start of season, August 13 vs. Tulsa, allowing 2 runs in 7.2 innings pitched...went 3-3 with a 3.76 ERA in 12 relief appearances with Escogido in the Dominican Winter League.

2002: Was selected from double-A San Antonio on May 8, after going 2-3, 2.63 in seven starts for the Missions...made ML debut in relief May 10 vs. Boston and earned first ML save in 7-2 Seattle win with 3.0 scoreless innings (2 H, 1 K)...struck out five of six batters faced in 2.0 scoreless innings May 15 at Toronto...made first ML start May 25 at Baltimore and suffered a 3-2 loss (5,2,4,3,3,3,2)...allowed three runs or fewer in six of eight starts but was 0-2 with four no-decisions in those six starts...was 0-3, 5.10 in eight starts overall (42.1 IP 24 ER), 0-0, 0.00 in two relief appearances (5.0 IP)...Mariners scored a total of 11 runs in his eight starts while he was in the game...was placed on the DL July 10 with a strained right shoulder...reinstated from the DL and optioned to San Antonio Aug. 2...finished 2-3, 2.31 in 10 games, eight starts overall with San Antonio...was 1-1, 2.60 in three playoff starts with San Antonio, including striking out 14 batters in a 4-1 win vs. Tulsa as San Antonio clinched Texas League championship (7,0,2,1,1,2,14).

POSTSEASON EXPERIENCE: None.

AWARDS: AL Rookie of the Month, August 2003...Sporting News AL Rookie Pitcher of the Year: 2003.

SORIANO'S PLAYING RECORD

YEAR	CLUB	AVG.	G	AB	R	H	2B	3B	HR	RBI	HB	BB	SO	SB-CS	E	OBP
1997	Peoria	.269	38	119	19	32	3	2	0	12	1	14	31	7-4	6	.351
1998	Peoria	.167	32	108	12	18	4	0	0	7	1	11	34	5-3	5	.250

YEAR	CLUB	W-L	ERA	G	GS	CG	SHO	SV	IP	H	R	ER	HR	BB	SO
1999	Everett	5-4	3.11	14	14	0	0	0	75.1	56	34	26	8	9	83
2000	Wisconsin	8-4	2.87	21	21	1	0	0	122.1	97	41	39	3	50	90
2001	San Bernardino	6-3	2.53	15	15	2	1	0	89.0	49	28	25	4	39	98
	San Antonio	2-2	3.35	8	8	0	0	0	48.1	34	18	18	5	14	53
2002	SEATTLE	0-3	4.56	10	8	0	0	1	47.1	45	25	24	8	16	32
	San Antonio	2-3	2.31	10	8	0	0	0	46.2	32	13	12	6	15	52
2003	Tacoma	4-3	3.19	11	10	0	0	0	62.0	43	24	22	2	12	63
	SEATTLE	3-0	1.53	40	0	0	0	1	53.0	30	9	9	2	12	68
ML Totals		3-3	2.96	50	8	0	0	2	100.1	75	34	33	10	28	100

MARINERS MOST HOME RUNS IN A GAME

Batter	HR	Date
Mike Cameron	4	May 2, 2002 at Chicago (AL)
Jeff Burroughs	3	Aug. 14, 1981 at Minnesota
Gorman Thomas	3	April 11, 1985 vs. Oakland
Jim Presley	3	Sept. 1, 1986 vs. Detroit
Mickey Brantley	3	Sept. 14, 1987 vs. Cleveland
Dan Wilson	3	April 11, 1996 at Detroit
Ken Griffey Jr.	3	May 24, 1996 vs. New York (AL)
Edgar Martinez	3	July 6, 1996 at Texas
Ken Griffey Jr.	3	April 25, 1997 at Toronto
Edgar Martinez	3	May 18, 1999 vs. Minnesota
Alex Rodriguez	3	April 16, 2000 at Toronto

DETAILED BREAKDOWN

2003					CAREER					CAREER BY BALLPARK									
W-L-S	ERA	G	IP	H	ER	W-L-S	ERA	G	IP	H	ER	W-L-S	ERA	G	IP	H	ER		
0-0-0	0.00	4	4.1	2	0	Anaheim	0-0-0	0.00	4	4.1	2	0	Angel Stadium	0-0-0	0.00	1	2.0	1	0
1-0-0	4.76	5	5.2	5	3	Baltimore	1-1-0	4.32	7	16.2	12	8	Camden Yards	0-0-0	3.68	3	7.1	6	3
0-0-0	9.00	2	2.0	3	2	Boston	0-0-1	3.60	3	5.0	5	2	Fenway Park	0-0-0	10.80	1	1.2	3	2
0-0-0	2.25	3	4.0	1	1	Chicago	0-0-0	2.25	3	4.0	1	1	U.S. Cellular Field	0-0-0	0.00	1	1.0	0	0
0-0-0	0.00	1	1.0	0	0	Cleveland	0-0-0	0.00	1	1.0	0	0	Jacobs Field	0-0-0	0.00	1	1.0	0	0
0-0-0	0.00	2	3.0	0	0	Detroit	0-0-0	0.00	2	3.0	0	0	Comerica Park	—	—	—	—	—	—
0-0-0	0.00	2	3.0	1	0	Kansas City	0-0-0	4.26	3	6.1	8	3	Kauffman Stadium	0-0-0	0.00	2	3.0	1	0
0-0-0	0.00	1	1.0	0	0	Minnesota	0-0-0	0.00	1	1.0	0	0	Metrodome	0-0-0	0.00	1	1.0	0	0
1-0-0	1.80	3	5.0	3	1	New York	1-0-0	1.80	3	5.0	3	1	Yankee Stadium	1-0-0	0.00	2	3.0	1	0
0-0-0	0.00	5	5.1	4	0	Oakland	0-0-0	3.68	7	14.2	11	6	Network Associates Col.	0-0-0	1.80	4	10.0	4	2
—	—	—	—	—	—	Seattle	—	—	—	—	—	—	Safeco Field	1-2-2	3.44	25	49.2	40	19
0-0-0	3.38	2	2.2	1	1	Tampa Bay	0-0-0	3.38	2	2.2	1	1	Tropicana Field	0-0-0	5.40	1	1.2	1	1
1-0-1	0.00	4	7.1	3	0	Texas	1-0-1	0.00	4	7.1	3	0	Ballpark in Arlington	1-0-0	0.00	2	2.1	0	0
0-0-0	0.00	4	6.0	2	0	Toronto	0-0-0	0.00	5	8.0	2	0	SkyDome	0-0-0	0.00	3	3.2	1	0
—	—	—	—	—	—	Chicago	0-1-0	6.43	1	7.0	7	5	Wrigley Field	—	—	—	—	—	—
—	—	—	—	—	—	Houston	0-0-0	3.18	1	5.2	7	2	Minute Maid Park	0-0-0	3.18	1	5.2	7	2
0-0-0	3.38	2	2.2	5	1	San Diego	0-1-0	4.15	3	8.2	13	4	Qualcomm Stadium	0-1-0	4.91	2	7.1	10	4
1-0-1	1.27	20	26.1	15	4	At Home	1-2-2	3.44	25	49.2	40	19							
2-0-0	1.82	20	24.2	15	5	Away	2-1-0	2.49	25	50.2	35	14							
1-0-0	2.63	12	13.2	11	4	Pre-ASG	1-3-1	4.13	22	61.0	56	28							
2-0-1	1.14	28	39.1	19	5	Post-ASG	2-0-1	1.14	28	39.1	19	5							
—	—	—	—	—	—	Start	0-3-0	5.10	8	42.1	43	24							
3-0-1	1.53	40	53.0	30	9	Relief	3-0-2	1.40	42	58.0	32	9							
0-0-0	0.00	1	1.0	0	0	In April	0-0-0	0.00	1	1.0	0	0							
0-0-0	3.00	2	3.0	2	1	May	0-1-1	2.84	6	19.0	11	6							
0-0-0	2.45	3	3.2	5	1	June	0-2-0	4.83	8	31.2	34	17							
1-0-1	1.06	12	17.0	8	2	July	1-0-1	2.21	13	20.1	15	5							
2-0-0	1.62	12	16.2	7	3	August	2-0-0	1.62	12	16.2	7	3							
0-0-0	1.54	10	11.2	8	2	Sept/Oct	0-0-0	1.54	10	11.2	8	2							

SORIANO'S CAREER TRANSACTIONS

— Signed as a non-drafted free agent August 30, 1986.

— On disabled list with strained right shoulder July 10-Aug. 1, 2002.



SCOTT SPIEZIO (23)

POSITION: Infielder

AGE: 31, turns 32 Sept. 21

BORN: 9-21-72 in Joliet, IL

BATS: Both

THROWS: Right

HEIGHT: 6-2

WEIGHT: 220

ML SERVICE: 6 years, 163 days

CONTRACT STATUS: Signed thru 2006, with club option for 2007

ACQUIRED: Signed as a free agent on December 17, 2003.

2003:

- Set career-highs in games played, doubles, triples and RBI.
- 13 of his 16 HRs came batting left-handed.
- Named AL Player of the Week for May 12-18; Batted .476 (10/21) with four runs scored, four doubles, a triple, two home runs, seven RBI.
- Reached base safely in nine straight plate appearances May 13-15 (5 H, 3 BB, 1 HB).
- Equalled career-high four hits. May 14 at New York...finished contest with career-tying two home runs (6th time) and career-high five RBI...second HR was fourth career grand slam (off Juan Acevedo; 9th inn.).
- Made 16th career start in outfield (3rd in 2003, all in RF), May 24 vs. Tampa Bay.
- Hit in season-high 11 consecutive games, July 5-21.
- Best month came in August (.297, 33/111, 4 HR, 25 RBI).
- Hit second grand slam of season (fifth of career), Sept. 1 at Minnesota (Kenny Rogers).
- Started 32 of last 57 games at third base in place of injured Troy Glaus.
- Hit .289 (120x415) over final 123 games after batting .191 over first 38 games.

PERSONAL: Scott Edward Spiezio...resides in Morris, IL with wife Amy and children Tyler & Cody...graduated from Morris High (IL) in 1990...was league MVP and All-State selection...majored in finance at University of Illinois...named All-Big 10 in 1992 and

SPIEZIO (continued)

1993...active in Office of White House's National Drug Policy anti-drug campaign...took part in Major League Dads Campaign in 2001...supports Operation St. Nick Children's Charity in Illinois...along with wife Amy, organized Angels' team clothing drive to benefit Orangewood Children's Home in 2001...2002 off-season, made acting debut in episode of "She Spies"...also read Top 10 List for David Letterman Show and appeared on Jay Leno's The Tonight Show...sings in a garage band, Sand Frog...also performed on Best Damn Sports Show (Nov. 1, 2002) with an All-Star Band comprised of musicians from Ozzy Osbourne, Rob Zombie and Alice in Chains...father, Ed, played nine season in Major Leagues (1964-72) with St. Louis, San Diego and Chicago White Sox.

SPIEZIO'S CAREER HIGHS**MOST HITS:**

4 — twice; last done 5/14/03 at NYY (with ANA)

MOST HOME RUNS:

2 — six times, last done 5/14/03 at NYY (with ANA)

MOST RBIs:

5 — 5/14/03 at NYY (with ANA)

MOST STOLEN BASES:

1 — 28 times; last done 9/8/03 at OAK (with ANA)

LONGEST HITTING STREAK:

18 — 5/21-6/10/03 (with ANA)

CAREER GRAND SLAMS:

5 — 9/1/03 at MIN (with ANA)

CAREER:

- 1993:** Began pro career at single-A Southern Oregon, posting .328 average (41x125) in 31 games...promoted to single-A Modesto, July 29, compiling .255 average (28x110) in 32 games...hit .125 (1x8) in four playoff games with A's.
- 1994:** Spent entire season at single-A Modesto, recording .280 average (127x453) with 14 home runs and 68 RBI in 127 games...ranked second in California League with 88 walks and tied for second with 32 doubles...walks' total tied for ninth-most in all of minor leagues...went 3x4 with home run and three RBI for North squad in June 21 California League All-Star Game to earn MVP honors...led league's third basemen with .948 fielding percentage.
- 1995:** Ranked second in Southern League in doubles (33), third in hits and extra-base hits (54), tied for third in triples (8), fourth in RBI, tied for fourth in total bases (237) and fifth in walks (67)...selected as third baseman for Southern League's postseason All-Star team...named Southern League Player of Week (July 14)...played 134 of 141 games at third base, leading league's third basemen in games, total chances (424), assists (291), errors (29) and double plays (34).
- 1996:** Helped lead triple-A Edmonton to Pacific Coast League championship...led league in games (140), ranked second in RBI, third in at-bats, fifth in runs (87) and tied for fifth in extra-base hits (54)...hit six home runs in eight playoff games, batting .333 with 10 runs, 11 RBI and eight walks...recalled to Oakland, Sept. 13...made ML debut and first ML start at third base in second game of doubleheader, Sept. 14...singled in first ML at-bat (off Chad Ogea)...posted .310 average (9x29) with two home runs and eight RBI in nine games...hit first ML home run, Sept. 22 at Seattle (off Rusty Meacham)...also homered Sept. 27 vs. Seattle (both were 3-run HRs).
- 1997:** Began season as A's Opening Day starter at second base, despite playing just one game at position in pro career (1995 at double-A Huntsville)...was moved to second base in spring training...started 140 games for Oakland and led AL second basemen with .990 fielding percentage, committing eight errors in 702 total chances...also ranked second with 415 assists and 93 double plays...had errorless streaks of 21, 24 and 42 games and committed just two errors over final 66 games...hit first career grand slam, April 23, becoming part of 58th father-son duo to have hit grand slams; father, Ed, hit his lone grand slam, Aug. 18, 1970 at Wrigley Field...placed on disabled list, June 8, with tendinitis in right hand...activated June 25 following rehab assignment at single-A Southern Oregon.
- 1998:** Hit two grand slams, April 4 vs. New York and May 18 at Chicago...posted career-best 18-game hitting streak May 21-June 10...tore cartilage in left knee scoring winning run in bottom of 10th vs. Seattle, June 14...placed on DL, June 17, and had surgery next day...played five rehab games at triple-A Edmonton...activated July 31...collected first career two-homer game Aug. 18 vs. Toronto.

SPIEZIO (continued)

- 1999:** Hit in 12-straight games, April 7-25, batting .317 (13x41) with six runs scored, seven doubles, one home run and eight RBI...batted .128 (11x86) over next 33 games before option to triple-A Vancouver on June 18...recalled July 26 and connected for home run in first at-bat at Minnesota...hit safely in each of 14 starts after recall (20x58/345)...made ML debut at first base Aug. 2 vs. Baltimore...for season, made 32 starts at second base, 21 at third base, five at first base and one as designated hitter.
- 2000:** Spent first full season in Majors, with Anaheim...collected first career walk-off home run off Francisco Cordero, May 14 vs. Texas...had two multiple-home run games, April 24 vs. Detroit and Sept. 18 at Oakland...first major league outfield appearance came July 22 at Oakland...connected for pinch-hit, game-winning three-run HR in ninth inning, July 31 vs. Detroit; was first PH home run of career and second walkoff HR...made fourth career appearance and first start in outfield (LF), Sept. 3 at Chicago.
- 2001:** Posted first four-hit game of career, Aug. 2 at Boston (4x5)...tallied two multi-homer games, July 8 at Colorado (2x4, 2 HR, 3 RBI) and July 28 vs. Baltimore (3x4, 2 HR, 2 RBI) for fourth time in career...all 13 homers came batting left-handed...posted 500th career hit, Oct. 6 vs. Oakland (single)...played in 500th ML game April 28 at Toronto...committed just one error in 894 chances at first base, starting 88 of 105 games and taking part in 64 double plays.
- 2002:** Was one of only 13 big-leaguers to drive in at least 80 runs while collecting more walks (67) than strikeouts (52)...hit .368 (56x152) vs. left-handers, 2nd best in AL...missed first five games serving suspension for involvement in March 9 brawl with Padres... posted first right-handed HR of season in 8th inning, July 20 vs. Seattle, proving to be game-winner; marked first right-handed HR in exactly two years (July 20, 2000 vs. Texas)... hit a total of six right-handed HR after just a total of two right-handed HR over previous two seasons...tied career high with four RBI, Sept. 1 vs. Baltimore (9th time in career, 2nd in 2002)...HR in 11th inning, Aug. 21 at New York, proved to be game-winner...ended season hitting safely in season-high nine consecutive games.
- POSTSEASON EXPERIENCE:** Ended 2002 postseason with 19 RBI, tying the all-time postseason record set by Cleveland's Sandy Alomar in 1997... was 11x16 with runners in scoring position to tie Marty Barrett's (1986) highest record for BA with runners in scoring position in a postseason (.688)...posted four, 3-RBI ...hit three-run HR after an eight-pitch at-bat with one out in the 7th inning off the Giants' Felix Rodriguez...posted eight RBI in World Series...tallied three RBI in Game 3 at PacBell, including a two-run triple...became 11th player to play in the World Series following a father who played for a WS champion (his father played for 1964 and '67 titlists with St. Louis)...posted two HR in ALCS, including a solo shot in Game 5...along with Adam Kennedy, marked the first time in postseason history two players collected two hits in an inning (7th inn. of Game 5 of ALCS)...collected three hits and three RBI in Game 2, including solo home run off Andy Pettitte (2nd inn.)...all told, hit .327 (18x55) with 10 runs, four doubles three HR and 19 RBI in 2002 postseason.

SPIEZIO'S PLAYING RECORD

YEAR	CLUB	AVG.	G	AB	R	H	2B	3B	HR	RBI	HB	BB	SO	SB-CS	E	OBP
1999	Everett	.287	42	178	35	51	10	3	2	27	1	22	25	17-5	7	.366
1993	South Oregon	.328	31	125	32	41	10	2	3	19	0	16	18	0-1	9	.404
	Modesto	.255	32	110	12	28	9	1	1	13	1	23	19	1-5	5	.388
1994	Modesto	.280	127	453	84	127	32	5	14	68	7	88	72	5-0	18	.399
1995	Modesto	.282	141	528	78	149	33	8	13	86	4	67	78	10-3	29	.359
1995	Edmonton	.262	140H	523	87	137	30	4	20	91	4	56	66	6-5	15	.335
	OAKLAND	.310	9	29	6	9	2	0	2	8	0	4	4	0-1	2	.394
1997	OAKLAND	.243	147	538	58	131	28	4	14	65	1	44	75	9-3	7	.300
	South Oregon	.556	2	9	1	5	0	0	0	2	0	2	1	0-0	1	.583
1998	OAKLAND	.259	114	406	54	105	19	1	9	50	2	44	56	1-3	13	.333
	Edmonton	.231	5	13	3	3	1	0	1	4	0	3	2	0-0	1	.375
1999	OAKLAND	.243	89	247	31	60	24	0	8	33	2	29	36	0-0	7	.324
	Vancouver	.390	28	105	27	41	7	1	6	27	2	15	16	0-0	4	.475
2000	ANAHEIM	.242	123	297	47	72	11	2	17	49	3	40	56	1-2	3	.334
2001	ANAHEIM	.271	139	457	57	124	29	4	13	54	5	34	65	5-2	2	.326
2002	ANAHEIM	.285	153	491	80	140	34	2	12	82	4	67	52	6-7	5	.371
2003	ANAHEIM	.265	158	521	69	138	36	7	16	83	5	46	66	6-3	11	.326
	ML Totals	.261	932	2986	402	779	183	20	91	424	22	308	410	28-21	50	.331

DETAILED BREAKDOWN

2004 MARINERS

2003					CAREER					CAREER BY BALLPARK						
AVG	AB	H	HR	RBI	AVG	AB	H	HR	RBI	AVG	AB	H	HR	RBI		
—	—	—	—	—	Anaheim	.193	57	11	1	1	Angel Stadium	.267	915	244	32	125
.313	32	10	1	4	Baltimore	.253	198	50	7	32	Camden Yards	.282	103	29	4	21
.257	35	9	2	4	Boston	.254	189	48	7	22	Fenway Park	.277	101	28	2	12
.200	25	5	0	2	Chicago	.277	195	54	5	35	U.S. Cellular Field	.220	100	22	4	17
.259	27	7	0	3	Cleveland	.257	210	54	3	29	Jacobs Field	.301	133	40	2	22
.308	26	8	1	12	Detroit	.321	190	61	9	40	Comerica Park	.240	50	12	2	11
.385	26	10	1	4	Kansas City	.283	205	58	5	31	Kauffman Stadium	.276	105	29	3	21
.375	32	12	3	10	Minnesota	.325	200	65	9	36	Metrodome	.337	95	32	4	17
.310	29	9	2	6	New York	.247	186	46	9	28	Yankee Stadium	.253	87	22	5	13
.159	69	11	2	8	Oakland	.208	202	42	6	23	Network Associates Col.	.252	718	181	20	97
.241	58	14	2	9	Seattle	.236	275	65	6	35	Safeco Field	.213	89	19	1	15
.276	29	8	0	1	Tampa Bay	.236	165	39	4	15	Tropicana Field	.258	89	23	2	6
.328	58	19	1	14	Texas	.269	249	67	7	42	Ballpark in Arlington	.276	116	32	3	21
.107	28	3	0	2	Toronto	.223	188	42	5	25	SkyDome	.202	84	17	1	7
—	—	—	—	—	Arizona	.391	23	9	1	4	Bank One Ballpark	.500	2	1	0	0
—	—	—	—	—	Atlanta	—	—	—	—	—	Turner Field	—	—	—	—	—
—	—	—	—	—	Chicago	—	—	—	—	—	Wrigley	—	—	—	—	—
—	—	—	—	—	Cincinnati	.400	5	2	0	1	Great American Ballpark	—	—	—	—	—
—	—	—	—	—	Colorado	.316	19	6	2	5	Coors Field	.364	11	4	2	4
.333	6	2	0	2	Florida	.333	6	2	0	2	Pro Player Stadium	.333	6	2	0	2
—	—	—	—	—	Houston	—	—	—	—	—	Minute Maid Park	—	—	—	—	—
.143	14	2	0	1	Los Angeles	.203	74	15	1	4	Dodger Stadium	.186	43	8	0	1
—	—	—	—	—	Milwaukee	.298	47	14	0	1	Miller Park	.333	3	1	0	0
.125	8	1	0	0	Montreal	.125	8	1	0	0	Olympic Stadium	—	—	—	—	—
.250	8	2	0	0	New York	.250	8	2	0	0	Shea Stadium	—	—	—	—	—
.545	11	6	1	1	Philadelphia	.545	11	6	1	1	Veterans Stadium	—	—	—	—	—
—	—	—	—	—	Pittsburgh	.273	11	3	1	2	PNC	—	—	—	—	—
—	—	—	—	—	St. Louis	.500	8	4	1	2	Busch Stadium	.500	8	4	1	2
—	—	—	—	—	San Diego	.240	25	6	0	1	Qualcomm Stadium	.000	6	0	0	0
—	—	—	—	—	San Francisco	.219	32	7	1	7	SBC Park	.143	7	1	0	1
.256	262	67	7	32	At Home	.265	1507	399	48	210	3Com Park	.167	12	2	1	2
.274	259	71	9	51	Away	.257	1479	380	43	214	County Stadium	.300	20	6	0	0
.258	271	70	9	31	Pre-ASG	.247	1537	379	42	200	H.Bithorn Stadium, P.R.	.125	8	1	0	0
.272	250	68	7	52	Post-ASG	.276	1449	400	49	224	Kingdome	.237	38	9	2	5
.223	148	33	3	22	Vs. LHP	.261	819	214	20	116	Tiger Stadium	.270	37	10	0	2
.282	373	105	13	61	Vs. RHP	.261	2167	565	71	308	—	—	—	—	—	
.250	140	35	5	68	RISP	.259	760	197	25	329	—	—	—	—	—	
.350	20	7	2	21	Bases Loaded	.314	86	27	5	85	—	—	—	—	—	
.333	9	3	0	0	As PH	.219	73	16	2	11	—	—	—	—	—	
—	—	—	—	—	As DH	.214	243	52	8	28	—	—	—	—	—	
.000	4	0	0	0	In March	.000	4	0	0	0	—	—	—	—	—	
.241	83	20	3	10	April	.245	510	125	14	66	—	—	—	—	—	
.237	76	18	2	8	May	.259	549	142	14	76	—	—	—	—	—	
.284	74	21	2	6	June	.247	369	91	9	42	—	—	—	—	—	
.278	90	25	3	14	July	.285	410	117	17	63	—	—	—	—	—	
.297	111	33	4	25	Aug.	.265	592	157	17	92	—	—	—	—	—	
.253	83	21	2	17	Sept./Oct.	.266	552	147	20	85	—	—	—	—	—	

SPIEZIO'S CAREER TRANSACTIONS

- Selected by Oakland in 6th round of the 1993 June Draft.
- On disabled list with tendonitis in right hand, June 8-25, 1997.
- On disabled list following surgery to repair torn cartilage in left knee, June 15-July 31, 1998.
- Signed by Anaheim as a free agent, January 7, 2000.
- Signed by Seattle as a free agent, December 17, 2003

NAMING THE MARINERS

The nickname "Mariners" was selected by the ownership of the Seattle franchise after a "Name the Team Contest" that resulted in over 15,000 entries and over 600 different names being submitted.

When the name "Mariners" was chosen, all the entries suggesting the name were reviewed for their reasons (in 25 words or less).

The winner was Roger Szmody of Bellevue, WA. His entry read "I've selected Mariners because of the natural association between the sea and Seattle and her people, who have been challenged and rewarded by it."



JAMAL STRONG (36)

POSITION: Outfielder

AGE: 26, turns 25 Aug. 5

BORN: 8-5-78 in Pasadena, CA

BATS: Right **THROWS:** Right **HEIGHT:** 5-10 **WEIGHT:** 180

ML SERVICE: 27 days

CONTRACT STATUS: Signed thru 2004

ACQUIRED: Mariners' 6th round selection in the 2000 June draft; signed by Mariners scout Mark Lummus.

2003:

- Started season on disabled list after dislocating left shoulder during spring training.
- Hit .714 (5x7) with a triple, five runs and four RBI in two rehab games with Peoria, June 22-23.
- Reinstated from the disabled list and sent to Tacoma, June 25.
- Stole 26 bases in 56 games, including a season-high three stolen bases on July 5 at Salt Lake.
- Hit two home runs and a career-high five RBI on July 22 at Omaha.
- Had 20 multi-hit games including four three-hit games.
- Hit .352 (38x108) with 23 runs and 11 stolen bases in 28 games in August.
- Hit .340 with runners in scoring position.
- Recalled to Seattle, Sept. 2, making his ML debut that night as a pinch runner.
- Appeared in 12 games with Seattle, mostly as a pinch runner.
- Participated in the Arizona Fall League.

PERSONAL: Jamal Najjar Strong...resides in Altadena, CA...graduated from Pasadena (CA) High School in 1996...attended Citrus Community College in Glendora, CA where he compiled a .441 average in two seasons...transferred to the University of Nebraska in 1999...hit .301 in 2000 and was named the Big 12 Defensive Player of the Year.

CAREER:

2000: Began pro career with Everett...named Northwest League MVP, Team MVP, and a Mariners Minor League Team MVP after batting .314 with a club-record 60 stolen bases...led Everett and was second in the Northwest League in hits (93), runs (63) and on base percentage (.422)...his batting average led the AquaSox and was the second-highest in the Mariners organization, as well as third in the league...had a .988 fielding percentage in 74 games in center field...had 28 multi-hit games...named to the Northwest League postseason All-Star Team and honored as the fifth-best prospect in the league by *Baseball America*.

2001: Named the Mariners' Minor League Player of the Year, splitting time between Wisconsin and San Bernardino...his .326 average was tied for third-highest among Mariners farmhands while his 82 stolen bases was tops in the Mariners organization...batted .392 (49x125) with RISP...batted .353 in 51 games with Wisconsin which included a .408 average (42x103) on the road...had 12-game hitting streak from April 18-30, batting .373 during that span...drove in at least one run in six consecutive games from May 8-14...elected to Midwest League All-Star Team...transferred to San Bernardino June 1...had a 7-game, multi-hit streak and won Player of the Week honors for June 4-10 after batting .657 (23x35) with 12 runs, 2 doubles, a triple and 5 RBI...batted .304 during a 13-game hitting streak from June 25-July 11...was a member of the United States Team for the 2001 Futures Game at Safeco Field...finished second in the California League with 47 stolen bases, third with a .411 on base percentage and was fifth with a .311 average...named to the league's postseason All-Star Team...went 7x14 in three postseason games...participated in the Mariners Arizona Instructional League.

2001: Spent season with San Antonio and led Mariners organization for third consecutive season with 46 stolen bases, also tops in the Texas League...had 13 outfield assists...had eight hitting streaks of 6 or more games, including three, nine-game streaks...placed on the disabled list May 17- May 24 with a right hamstring strain...went 5x6 on July 23 against Round Rock...stole a base in four-straight games from July 21-24...named a top prospect in the Texas League by Sportsticker at season's end.

POSTSEASON EXPERIENCE: None.

STRONG (continued)

STRONG'S PLAYING RECORD

YEAR	CLUB	AVG	G	AB	R	H	2B	3B	HR	RBI	HB	BB	SO	SB-CS	E	OBP
2000	Everett	.314	75	296	63	93	7	3	1	28	4	52	29	60-14	2	.422
2001	Wisconsin	.353	51	184	41	65	12	1	0	19	5	40	27	35-4	1	.478
	San Bernardino	.311	81	331	74	103	11	2	0	32	5	51	60	47-8	4	.411
2002	San Antonio	.278	127	503	63	140	16	5	1	31	10	62	87	46-16	6	.386
2003	Peoria#	.714	2	7	5	5	0	1	0	4	1	3	1	3-0	1	.692
	Tacoma	.305	56	210	38	64	6	1	2	19	5	25	38	26-11	6	.390
	SEATTLE	.000	12	2	2	0	0	0	0	0	0	0	0	0-0	0	.000
ML Totals		.000	12	2	0	0	0	0	0	0	0	0	0	0-0	0	.000

DETAILED BREAKDOWN

2003					CAREER					CAREER BY BALLPARK										
AVG	AB	H	HR	RBI	AVG	AB	H	HR	RBI	AVG	AB	H	HR	RBI						
.000	0	0	0	0	Anaheim	.000	0	0	0	0	0	0	0	0	Angel Stadium	.000	0	0	0	0
.000	0	0	0	0	Baltimore	.000	0	0	0	0	0	0	0	0	Camden Yards	.000	0	0	0	0
.000	1	0	0	0	Oakland	.000	1	0	0	0	0	0	0	0	Network Associates Col.	.000	1	0	0	0
					Seattle										Safeco Field	.000	0	0	0	0
.000	1	0	0	0	Tampa Bay	.000	1	0	0	0	0	0	0	0	Tropicana Field	.000	1	0	0	0
.000	0	0	0	0	Texas	.000	0	0	0	0	0	0	0	0	Ballpark in Arlington	.000	0	0	0	0
.000	0	0	0	0	At Home	.000	0	0	0	0	0	0	0	0						
.000	2	0	0	0	Away	.000	2	0	0	0	0	0	0	0						
					Pre-ASG															
.000	2	0	0	0	Post-ASG	.000	2	0	0	0	0	0	0	0						
.000	1	0	0	0	vs. LHP	.000	1	0	0	0	0	0	0	0						
.000	1	0	0	0	vs. RHP	.000	1	0	0	0	0	0	0	0						
.000	0	0	0	0	RISP	.000	0	0	0	0	0	0	0	0						
.000	0	0	0	0	Bases Loaded	.000	0	0	0	0	0	0	0	0						
.000	1	0	0	0	as PH	.000	1	0	0	0	0	0	0	0						
.000	1	0	0	0	as DH	.000	1	0	0	0	0	0	0	0						
					In April															
					May															
					June															
					July															
					August															
.000	2	0	0	0	Sept/Oct	.000	2	0	0	0	0	0	0	0						

STRONG'S CAREER TRANSACTIONS

—Selected by Seattle in sixth round of June 2000 draft.



ICHIRO SUZUKI (51)

POSITION: Outfielder

AGE: 30 BORN: 10-22-73 in Kasugai, Aichi prefecture, Japan

BATS: Left THROWS: Right HEIGHT: 5-9 WEIGHT: 172

ML SERVICE: 3 years

CONTRACT STATUS: Signed thru 2007

ACQUIRED: Signed as a free agent November 18, 2000.

2003:

- Led Majors with 66 multi-hit games; also ranked among AL leaders in hits (2nd), batting average (7th), runs (7th), triples (T8th) and stolen bases (5th).
- Had 12 outfield assists, fourth-most in the AL.
- Batted .359 (75x209) vs. left-handed pitchers, 3rd-best in the AL and the highest among left-handed hitters.
- Recorded 212 hits, becoming just the third ML player with 200+ hits in each of first three ML seasons.
- Hit .389 (44x113) in May, leading the Majors with 44 hits in the month and his .389 average was 4th-best.
- Had a 13-game hit streak May 8-22 (25x55/.455).
- Hit lead-off home run May 17 at Detroit, his first of three lead-off home runs on the season.
- Hit second lead-off home run of the season June 17 vs. Anaheim.

ICHIRO (continued)

- Batted .386 (44x114) in 26 games in June, including a 19-game hit streak June 4-24.
- Hit two home runs, his first career multi-home run game, June 17 vs. Anaheim, going 4x4 with four runs scored.
- Had seven-consecutive multi-hit games July 1-8, going 14x31/.452.
- Hit ninth career lead-off home run, third of the season July 8 vs. Baltimore.
- Led Majors in All-Star balloting for third consecutive season with 2,130,708 votes; was 0x1 with two walks in the Mid-Summer Classic.
- Hit first career grand slam July 18 at Kansas City; slam put Mariners ahead 6-3 in the 9th.
- Was 0x6 July 22 at Minnesota, his first 0x6 in the Majors.
- Grounded into just one double play on the season, July 29 vs. Detroit.
- Hit second career grand slam Aug. 15 vs. Boston.
- Had a career-high 5 RBI Sept. 20 at Oakland, going 4x6 with two doubles.
- Hit just .259 (75x290) after the All-Star break, including .242 (29x120) in August and .273 (30x110) in Sept.
- Struck out just once every 10.5 at bats, the 7th-best ratio in the AL.

PERSONAL: Ichiro (ee-chee-row) Suzuki...resides in Kobe, Japan with wife Yumiko...graduated from Aikoudai Meiden High School in March 1992...is the first Japanese position player to sign with a Major League club...is third Japanese player to sign with the Mariners, joining RHP Kazuhiro Sasaki (signed Dec. 18, 1999) and RHP Mac Suzuki (signed Sept. 5, 1993).

CAREER: Played nine years with the Orix Blue Wave in Japan's Pacific League...led the Pacific League in batting average for a Japanese-record seven consecutive seasons...was a three-time league MVP and was named to the Pacific League's "Best Nine" for seven consecutive years...won seven consecutive Gold Gloves for his solid defense and strong arm in right field.

1991: Selected by Orix in the fourth round of the Japanese Draft, in November.

1992: Hit .366 in 58 games before he was called up to the majors where he batted .253 in 40 games.

1993: Split time between the two clubs, hitting .371 with eight home runs in 48 games in the minors...batted .188 with a home run in 64 at-bats with the major league Blue Wave...hit first pro home run June 12 off Kintetsu's Hideo Nomo.

1994: Named Pacific League MVP and won his first league batting title...hit .385 with 13 home runs and 54 RBI...set Japanese baseball record with 210 hits in just 130 games...led the league with a .445 on-base percentage...reached base safely in 69 consecutive games from May 21-Aug. 26.

1995: Led Pacific League with a career-high 49 stolen bases...named League MVP for the second consecutive year...also led the league in RBI (80) in addition to batting (.342)...set a career-high with 25 home runs.

ICHIRO's CAREER HIGHS

MOST HITS:

4 — 11 times; last done 6/17/03 vs. ANA

MOST HOME RUNS:

2 — twice; last done 6/17/03 vs. ANA

MOST RBIs:

4 — twice; last done 8/15/03 vs. BOS

MOST STOLEN BASES:

3 — five times; last done July 29 vs. OAK

LONGEST HITTING STREAK:

23 — 4/22-5/18/01

CAREER GRAND SLAMS:

2 — 7/18/03 at KC, 8/15/03 vs. BOS

Mariners w/200 hits

1.	242	Ichiro Suzuki	2001
2.	215	A. Rodriguez	1996
3.	213	A. Rodriguez	1998
4.	212	Ichiro Suzuki	2003
5.	208	Ichiro Suzuki	2002
6.	206	Bret Boone	2001

Most Hits in a Season

257	George Sisler, St.L (AL)	1920
254	Bill Terry, NYG	1930
	Lefty O'Doul, Phi. (NL)	1929
253	Al Simmons, Phi. (AL)	1925
250	Chuck Klein, Phi. (NL)	1930
	Roger Hornsby, St.L (AL)	1922
248	Ty Cobb, Det.	1911
246	George Sisler, St.L (AL)	1922
242	Ichiro Suzuki, Sea	2001
241	Babe Herman, Bro.	1930
	Heinie Manush, St.L (AL)	1928

ICHIRO (continued)

1996: Was named league MVP for third consecutive year...his .356 average and .422 on-base percentage led the league for the third straight season.

1997: led the league in average (.345) for the fourth straight season...went a Japanese-record 216 straight plate appearances without striking out from April 16-June 25...also earned fourth consecutive All-Star appearance and Gold Glove Award.

1998: Batted .358 to lead the league for the fifth time...had more walks (43) than strikeouts (35) for the fourth straight season...won his fifth Gold Glove Award and named to his fifth All-Star Team.

1999: Season was cut short after breaking the ulna bone in his right hand when he was hit by a pitch in late August...led the league in average (.343) for sixth straight season...his .412 on base percentage was tops in the league for the fourth time...named to his sixth All-Star team and won his sixth Gold Glove Award...collected his 1,000th hit on April 20 against Nippon in the Tokyo Dome...hit his 100th home run on July 6 against Seibu.

2000: Notched his Japanese-record seventh consecutive batting title, hitting a career-best .387 with the Orix Blue Wave...his season was cut short when he strained a right rib cage muscle on August 28...came back to play the field in the final game of the season...led the league in on-base percentage for the fifth time in his career with a .460 mark...named to the Pacific League "Best Nine" end-of-season All-Star Team for the seventh consecutive year...won his seventh-straight Gold Glove Award...

2001: Became the first Japanese-born position player to play in the Majors and was voted AL MVP and Rookie of the Year by the BBWAA, becoming just the second player ever to win both awards in the same season (Fred Lynn, 1975)...led the Majors in batting average and stolen bases, the first player to do so since Jackie Robinson (1949)...became just second rookie ever to lead either league in batting, joining Tony Oliva (1964)...set ML rookie record for singles...set AL rookie mark for hits and at bats...set club record with 242 hits, becoming just the third rookie since 1964 to collect 200 hits (Nomar Garciaparra, 1997; Kevin Seitzer, 1987)...his 242 hits were the most in the Majors since 1930...also set club records for most games hit safely (135, tying the ML mark), multi-hit games and infield singles...among league leaders in runs scored, total bases & triples...56 stolen bases led the AL and third-most in club history...was AL Rookie of the Month for April, May, August and September...23-game hit streak April 22-May 18 tied for longest in the Majors (Moises Alou); second-longest in club history...made ML debut April 2, starting in right field and going 3x5...broke a 7-7 tie in the 10th inning with his first Major League home run, a two-run shot (Jeff Zimmerman) in Seattle's 9-7 win April 6 in Texas...recorded first outfield assist of the season (9-5) April 11 in Oakland...had 15-game hit streak April 4-20 (26x65/.400)...was home run short of the cycle in consecutive games, May 12 & 13 in Toronto...tied club record with seven consecutive multi-hit games, May 12-19...had 23-game hit streak April 22-May 18 (44x114/.386)...reached safely in 38 consecutive games before 0x4 June 4 (SF, RBI)...had two hits in the 1st inning June 29...struck out as a pinch-hitter in the top of the 7th inning, before a two-run game-tying home run in the top of the 9th inning (Jeff Zimmerman) in Mariners 9-7 win July 2 in Texas...was home run short of cycle July 3 in Texas...hit 1st lead-off home run July 6 at LA (K. Brown)...batted .347 with a club-record 134 hits in the first half...voted to start All-Star Game; led Majors w/3,373,035 votes; just sixth rookie ever voted to start an All-Star Game (1st since Sandy Alomar in 1990) and first rookie outfielder to start an All-Star Game since Tony Oliva in 1964...started in center field and was 1x3 including an infield single off Randy Johnson in the first inning in the Midsummer Classic...lined out as a pinch hitter Aug. 2 to end 11-game hit streak (18x46)...had 21-

Most hits, first three ML seasons

1. Lloyd Waner (1927-29) 678
2. Ichiro Suzuki (2001-03) 662
3. Paul Waner (1926-28) 640
4. Al Simmons (1924-27) 635
5. Johnny Pesky (1942; 46-47) 620

AHEAD OF THE GAME...eight of Ichiro's

13 home runs in 2003 put the Mariners ahead...he broke a tie score six times and twice homered with the Mariners trailing to put Seattle ahead...for his Seattle career, 20 of his 29 home runs have tied the game or given the Mariners the lead...18 times, he has homered to put the Mariners ahead, and twice he has hit a home run to tie the game...

ICHIRO (continued)

game hit streak Aug. 3-24 (42x93/.452)...0x5 Aug. 26 vs. Cleveland snapped 21-game hit streak & streak of hitting safely in 32 previous starts (60x139/.432)...became the first Major League player with three hit streaks of 15 or more games in a season since 1980 (Cecil Cooper) and the first Major Leaguer with two hit streaks of 20+ games since 1996 (Juan Gonzalez)...collected 200th hit Aug. 28 in team game #132; matching Darin Erstad (2000) as fastest in the Majors to 200 hits since Joe Medwick in 1935 (131 games) and the fastest in the AL since Al Simmons in 1925 (125 games)...had a Major League-leading 51 hits in August, just the second Mariner ever with 50 hits in a month (A. Rodriguez, 54 hits in Aug., 1996).

2002: Finished among AL leaders in hits (2nd), at bats (3rd), multi-hit games (3rd), triples (T3rd), batting average (4th), stolen bases (T4th), runs (9th) and on-base percentage (10th)...also led the AL with 15 caught stealings and a club-record 27 intentional walks...became first Mariner ever with two 200+ hit seasons, and just the 6th player in ML history with 200+ hits in first two ML seasons...set record for most hits in first two ML season with 450...established club record with five lead-off home runs...led the Majors with a .404 batting average (44x109) in May, hitting safely in 25 of 27 games...stole three bases May 10 vs. Boston...batted third for first time in the Majors June 2-4 (8x14), including 4x5 June 2 at Baltimore...hit first lead-off home run of the season June 6 at Oakland...had 15-game hit streak May 22-June 6 (30x63/.476)...hit second lead-off home run June 29 vs. Colorado...was not held hitless in consecutive games until June 7-8 vs. Cubs (0x8)...had 124 hits at the All-Star break, second-most in club history...led Majors in All-Star balloting (2,516,016 votes) for second straight season; was starting right-fielder in All-Star Game (0x2)...homered twice July 13 at Tampa Bay, his first career multi-home run game, including 3rd lead-off home run...started in center field in three straight games, Aug. 17-19 (4x11), his first games in center in regular-season ML game...hit 4th lead-off home run Sept. 9 at Texas...bases-loaded walk in 11th inning to end game in 6-5 win Sept. 16 vs. Texas...hit 5th lead-off home run Sept. 24 vs. Oakland...led Majors with 54 infield hits, including nine bunt hits...hit .356 (64x180) off left-handers, 4th-best in the AL...batted .361 (43x119) with runners in scoring position, 8th-best in the AL...6th in the AL with a .334 road batting average (109x326)...struck out just once per every 11.7 plate appearances, 4th-best in the AL.

POSTSEASON EXPERIENCE: Started all 10 games in 2001 postseason...set AL Division Series five-game series record with a .600 (12x20) batting average; also stands as the career Division Series record (min. 20 AB)...tied Edgar Martinez' ALDS five-game series record with 12 hits...did appear in two Japan Series with Orix Blue Wave, including winning title in 1996.

AWARDS: BBWAA MVP: 2001...BBWAA AL Rookie of the Year & Sporting News AL Rookie of the Year in 2001...All-Star Game: 2001 (starter), 2002 (starter) and 2003 (starter)...Silver Slugger: 2001...Gold Gloves: 2001, 2002, 2003...Sporting News AL All-Star: 2001...voted the Mariners Co-MVP in 2001 by Seattle chapter of BBWAA...voted 2001 Seattle P-I Sports Star of the Year...won the Buck Leonard Legacy Award, the James "Cool Papa" Bell Legacy Award and the Larry Doby Legend Award from the Negro League Baseball Museum in 2001.

MARINERS MOST LEAD-OFF HR, CAREER

1.	Ichiro Suzuki	9
2.	Joey Cora	5
3.	Rickey Henderson	3
4.	Julio Cruz	2
	Jack Perconte	2
	Henry Cotto	2
	Darren Bragg	2

MARINERS MOST LEAD-OFF HR, SEASON

1.	Ichiro Suzuki	5	2002
2.	Joey Cora	3	1997
	Rickey Henderson	3	2000
	Ichiro Suzuki	3	2003
5.	Joey Cora	2	1996
	Jack Perconte	2	1985
	Darren Bragg	2	1996

ML Players with 200 hits in each of first three seasons

	1st Year	2nd Year	3rd Year
Ichiro Suzuki, 2001-03	242	208	212
Lloyd Waner, 1927-29	223	221	234
Johnny Pesky, 1942; 46-47	205	208	207

ICHIRO (continued)

ICHIRO'S PLAYING RECORD

YEAR	CLUB	G	AB	R	H	2B	3B	HR	RBI	HB	BB	SO	SB-CS	E	OBP		
1992	Orix	366	58	238	42	87	6	4	3	16	0	23	16	10-4	-	.418	
	ORIX	253	40	95	9	24	5	0	0	5	0	3-2	0	3-2	0	.276	
1993	Orix	371	48	186	38	69	14	6	8	23	3	25	14	11-9	-	.446	
	ORIX	188	43	64	4	12	2	2	0	1	3	0	0	0-2	0	.212	
1994	ORIX	363	130	546	111	210	41	5	13	54	10	51	5	53	29-7	.5445	
1995	ORIX	342	130	524	104	179	23	4	25	80	18	68	52	49-9	2	.432	
1996	ORIX	356	130	542	104	193	24	4	16	91	4	56	57	35-3	2	.422	
1997	ORIX	345	135	536	94	185	31	4	17	91	4	62	36	39-4	2	.414	
1998	ORIX	358	135	506	79	181	36	3	13	71	7	43	35	11-4	3	.414	
1999	ORIX	343	103	411	80	141	27	2	21	68	8	45	46	12-1	0	.412	
2000	ORIX	387	105	395	73	153	22	1	12	73	4	54	36	21-1	4	.460	
2001	SEATTLE	*350	157	692	127	*242	34	8	8	8	8	68	31-15	3	.398		
2002	SEATTLE	321	157	647	111	208	27	8	8	57	6	68	62	31-15	3	.398	
2003	SEATTLE	312	159	679	111	212	29	8	13	62	6	36	69	34-8	2	.392	
Jason Totals		335	951	3819	658	1278	211	23	118	529	59	384	333	199-33	18	.421	
ML Totals		328	473	2018	349	662	90	24	29	29	182	19	134	184	121-37	6	.374

ALL-STAR GAME

YEAR	CLUB	SITE	AVG.	G	AB	R	H	2B	3B	HR	RBI	HB	BB	SO	SB-CS	E	OBP
2001	AL	Seattle	.333	1	3	0	1	0	0	0	0	0	0	0	0-0	0	.333
2002	NL	Minneapolis	.000	1	2	0	0	0	0	0	0	0	0	0	0-0	0	.000
2003	AL	Chicago	.000	1	1	1	0	0	0	0	0	0	0	0	0-0	0	.667
ASG Totals			.167	3	6	1	1	0	0	0	0	0	2	0	0-0	0	.375

DIVISION SERIES

YEAR	CLUB	OPP	AVG.	G	AB	R	H	2B	3B	HR	RBI	HB	BB	SO	SB-CS	E	OBP
2001	SEA	vs. CLE	.600	5	20	4	12	1	0	0	2	0	1	0	1-2	1	.619

LEAGUE CHAMPIONSHIP SERIES

YEAR	CLUB	OPP	AVG.	G	AB	R	H	2B	3B	HR	RBI	HB	BB	SO	SB-CS	E	OBP
2001	SEA	vs. NY	.222	5	18	3	4	1	0	0	1	0	4	4	2-0	0	.364

DETAILED BREAKDOWN

AVG.	2003			CAREER			CAREER BY BALLPARK							
	AB	H	HR	RBI	AVG.	AB	H	HR	RBI	AVG.	AB	H	HR	RBI
.244	78	19	3	5	.289	218	63	3	11	.299	107	32	0	4
.250	40	10	2	3	.388	116	45	3	10	.426	54	23	0	6
.231	26	6	1	4	.392	102	40	1	18	.345	55	19	0	7
.303	33	10	2	7	.330	112	37	2	16	.304	46	14	1	5
.389	36	14	0	1	.381	97	37	0	10	.404	57	23	0	8
.368	38	14	1	4	.355	93	33	1	8	.425	40	17	1	4
.250	36	9	1	7	.259	112	28	1	10	.197	61	12	1	8
.270	42	13	0	4	.267	105	28	2	9	.282	65	17	1	5
.310	47	17	1	3	.325	110	34	0	2	.314	70	22	0	3
.369	84	31	0	9	.329	243	79	3	23	.363	124	45	1	13
—	194	36	7	0	288	114	34	2	8	.322	982	316	17	96
.313	83	26	2	0	349	252	88	8	25	.300	50	15	2	5
.333	30	10	0	4	.368	114	42	0	12	.343	134	46	3	10
										.327	55	18	0	2

LONGEST MARINERS HITTING STREAKS

Player	# of Games	Year	Player	# of Games	Year
Joey Cora	24	1997	Harold Reynolds	16	1989
Ichiro Suzuki	23	2001	Joey Cora	16	1998
Dan Meyer	21	1979	Joey Cora	16	1998
Richie Zisk	21	1982	Ken Griffey Jr.	16	1999
Ichiro Suzuki	21	2001	John Olerud	16	2002
Alex Rodriguez	20	1996	Willie Horton	15	1979
Phil Bradley	19	1986	Richie Zisk	15	1981
Ichiro Suzuki	19	2003	Jack Perconte	15	1985
Joey Cora	18	1996	Edgar Martinez	15	1991
Edgar Martinez	17	1992	Ichiro Suzuki	15	2001
Alex Rodriguez	17	2000	Ichiro Suzuki	15	2002
Craig Reynolds	16	1978			

DETAILED BREAKDOWN

2003					CAREER					CAREER BY BALLPARK						
AVG.	AB	H	HR	RBI	AVG.	AB	H	HR	RBI	AVG	AB	H	HR	RBI		
—	—	—	—	—	Arizona	.143	14	2	0	0	Bank One Ball Park	—	—	—	—	
.455	11	5	0	0	Atlanta	.455	11	5	0	0	Turner Field	—	—	—	—	
—	—	—	—	—	Chicago	.083	12	1	0	0	Wrigley Field	—	—	—	—	
—	—	—	—	—	Cincinnati	.083	12	1	0	0	Great American Ball Park	—	—	—	—	
—	—	—	—	—	Colorado	.286	21	6	1	1	Coors Field	.222	9	2	0	0
—	—	—	—	—	Houston	.400	15	6	0	0	Minute Maid Park	.400	15	6	0	0
—	—	—	—	—	Los Angeles	.333	12	4	1	2	Dodger Stadium	.333	12	4	1	2
.462	13	6	0	1	Montreal	.462	13	6	0	1	Olympic Stadium	—	—	—	—	—
.467	15	7	0	2	New York	.467	15	7	0	2	Shea Stadium	.467	15	7	0	2
.357	14	5	0	0	Philadelphia	.357	14	5	0	0	Veterans Stadium	.357	14	5	0	0
—	—	—	—	—	St. Louis	.500	12	6	0	2	Busch Stadium	—	—	—	—	—
.370	27	10	0	0	San Diego	.348	69	24	1	4	Qualcomm Stadium	.439	41	18	0	2
—	—	—	—	—	San Francisco	.100	10	1	0	1	SBC Park	—	—	—	—	—
313	329	103	8	35	At Home	.322	982	316	17	96	Cinergy Field	.083	12	1	0	0
311	350	109	5	27	Away	.334	1036	346	12	86						
.352	389	137	8	28	Pre-ASG	.351	1122	394	15	97						
.259	290	75	5	34	Post-ASG	.299	896	268	14	85						
.359	209	75	0	17	vs. LHP	.344	581	200	4	59						
.291	470	137	13	45	vs. RHP	.322	1437	462	25	123						
.343	105	36	3	47	RISP	.388	361	140	5	144						
.600	5	3	2	11	Bases Loaded	.516	31	16	2	34						
.000	2	0	0	0	as PH	.111	9	1	0	0						
—	—	—	—	—	as DH	.455	33	15	1	4						
.243	111	27	1	5	In April	.298	325	97	3	27						
.389	113	44	4	15	May	.390	346	135	4	40						
.386	114	44	2	6	June	.357	345	123	5	23						
.342	111	38	3	11	July	.310	329	102	10	30						
.242	120	29	1	12	August	.317	356	113	1	38						
.273	110	30	2	13	Sept/Oct	.290	317	92	6	24						

2004 MARINERS

ICHIRO'S CAREER TRANSACTIONS

- Selected by Orix in fourth round of Japan's November 1991 draft.
- Signed by Seattle as a free agent, November 18, 2000.



AARON TAYLOR (54)

POSITION: Pitcher

AGE: 26, turns 27 Aug. 20

BORN: 8-20-77 in Valdosta, GA

BATS: Right

THROWS: Right

HEIGHT: 6-8

WEIGHT: 245

ML SERVICE: 55 days

CONTRACT STATUS: Signed thru 2004

ACQUIRED: Selected by Mariners in minor league Rule V draft for Atlanta, Dec. 13, 1999.

2003:

- Began season with Tacoma, going 1-3 with 16 saves and a 2.45 ERA (40.1 IP, 11 ER) in 33 games.
- Limited batters to a .208 average, including a .167 clip against left-handed hitters.
- Recorded a save in six consecutive appearances, May 25-June 3.
- Did not allow a run in eight appearances (9.0 IP), May 12-30.
- Recalled to Seattle, making 10 relief appearances, before being optioned back to Tacoma, Aug. 2.
- Placed on the disabled list for the remainder of the season on Aug. 12 with a right shoulder strain.

PERSONAL: Aaron Wade Taylor...resides in Haria, GA, with his wife, Rebecca...graduated from

TAYLOR'S CAREER HIGHS

MOST STRIKEOUTS:
3 – 7/6/03 at TEX

LOW HIT GAME, CG:
None

LONGEST WINNING STREAK:
None

LONGEST LOSING STREAK:
None

MOST INNINGS PITCHED:
RELIEVER:
2.0 – three; last done 8/1/03 vs. CHI (AL)

TAYLOR (continued)

Lowndes H.S. in Valdosta, GA in 1996...won the 2002 Ellis Award for his community involvement.

CAREER:

1996: Began pro career with Atlanta's Gulf Coast team.

1997: Spent season at single-A Danville.

1998 Led Danville in starts and strikeouts and was second in innings pitched.

1999: Pitched for Macon...final seven appearances were as starter...4-4, 4.22 overall in 8 starts.

2000: Pitched in 15 games, making 14 starts, with Everett.

2001: Voluntarily retired March 30, but came back June 4...made 28 relief appearances, finishing 26 games, with Wisconsin...walked 11 while striking out 50 in 29.1 IP...held opponents scoreless in 23 of 28 games (82 percent)...did not allow a run in 14 home games, going 2-0 with 3 saves...pitched season-high 3.0 hitless innings to earn the victory, July 13 at Lansing...had six saves and a 0.90 ERA (10.0 IP, 1 ER) in 10 August games, holding opponents to a .091 average (3x33).

2002: Made ML debut as a September call-up...spent majority of season with double-A San Antonio, going 4-3, 2.34 with 24 saves in 61 games...had 93 strikeouts in 77.0 innings...recalled to Seattle on Sept. 9...made ML debut Sept. 9 at Texas; pitched 1-2-3 8th before allowing four runs in 9th...worked 1.0 scoreless innings Sept. 12 at Texas (1 H, 1 K)...retired all three batters faced Sept. 20 vs. Anaheim (1 K)...won the organization's John Ellis Award for his community service.

POSTSEASON EXPERIENCE: None

TAYLOR'S PLAYING RECORD

YEAR	CLUB	W-L	ERA	G	GS	CG	SH	SV	IP	H	R	ER	HR	BB	SO
1996	Braves	0-9	7.74	13	9	0	0	0	52.1	68	54	45	0	28	33
1997	Danville	1-8	5.53	15	7	0	0	0	55.1	65	49	34	4	31	38
1998	Danville	3-6	6.25	14	14	1	0	0	72.0	87	60	50	9	36	55
1999	Macon	6-7	4.88	27	8	0	0	1	79.1	86	56	43	9	27	78
2000	Everett	1-4	7.43	15	14	0	0	0	63.0	76	54	52	5	37	57
2001	Wisconsin	3-1	2.45	28	0	0	0	9	29.1	19	9	8	1	11	50
2002	San Antonio	4-3	2.54	61	0	0	0	24	77.0	51	28	20	5	34	93
	SEATTLE	0-0	9.00	5	0	0	0	0	5.0	8	5	5	2	0	6
2003	Tacoma	1-3	2.45	33	0	0	0	16	40.1	30	11	11	3	13	34
	SEATTLE	0-0	8.53	10	0	0	0	0	12.2	17	12	12	0	6	9
	ML Totals	0-0	8.66	15	0	0	0	0	17.2	25	17	17	2	6	15

DETAILED BREAKDOWN

2003						CAREER						CAREER BY BALLPARK					
W-L-S	ERA	G	IP	H	ER	W-L-S	ERA	G	IP	H	ER	W-L-S	ERA	G	IP	H	ER
0-0-0	54.00	1	0.1	2	2	0-0-0	3.00	3	3.0	3	1	0-0-0	4.50	2	2.0	3	1
0-0-0	18.00	1	2.0	5	4	0-0-0	54.00	1	0.1	3	2	0-0-0	—	—	—	—	—
0-0-0	9.00	1	1.0	1	1	0-0-0	18.00	1	2.0	5	4	0-0-0	—	—	—	—	—
0-0-0	9.00	1	1.0	1	1	0-0-0	9.00	1	1.0	1	1	0-0-0	—	—	—	—	—
0-0-0	4.50	1	2.0	3	1	0-0-0	9.00	1	1.0	1	1	0-0-0	—	—	—	—	—
0-0-0	0.00	2	3.0	0	0	0-0-0	4.50	1	2.0	3	1	0-0-0	4.50	1	2.0	3	1
0-0-0	—	—	—	—	—	0-0-0	0.00	2	3.0	0	0	0-0-0	—	—	—	—	—
0-0-0	0.00	1	1.0	0	0	0-0-0	0.00	1	1.0	0	0	0-0-0	0.00	1	1.2	0	0
0-0-0	10.80	3	3.1	5	4	0-0-0	0.00	1	1.0	0	0	0-0-0	12.38	8	8.0	14	11
0-0-0	—	—	—	—	—	0-0-0	13.50	5	5.1	10	8	0-0-0	9.00	3	4.0	5	4
0-0-0	14.14	7	7.0	14	11	0-0-0	12.38	8	8.0	14	11	0-0-0	—	—	—	—	—
0-0-0	1.89	3	5.2	3	1	0-0-0	5.59	7	9.2	11	8	0-0-0	—	—	—	—	—
0-0-0	3.80	4	5.0	3	2	0-0-0	3.80	4	5.0	3	2	0-0-0	—	—	—	—	—
0-0-0	11.74	6	7.2	14	10	0-0-0	10.66	11	12.2	22	15	0-0-0	—	—	—	—	—
0-0-0	—	—	—	—	—	0-0-0	—	—	—	—	—	0-0-0	—	—	—	—	—
0-0-0	8.53	10	12.2	17	12	0-0-0	8.66	15	17.2	25	17	0-0-0	—	—	—	—	—
0-0-0	—	—	—	—	—	0-0-0	—	—	—	—	—	0-0-0	—	—	—	—	—
0-0-0	—	—	—	—	—	0-0-0	—	—	—	—	—	0-0-0	—	—	—	—	—
0-0-0	6.75	9	10.2	12	8	0-0-0	6.75	9	10.2	12	8	0-0-0	—	—	—	—	—
0-0-0	18.00	1	2.0	5	4	0-0-0	18.00	1	2.0	5	4	0-0-0	—	—	—	—	—
0-0-0	—	—	—	—	—	0-0-0	9.00	5	5.0	8	5	0-0-0	—	—	—	—	—

TAYLOR'S CAREER TRANSACTIONS

—Selected by Atlanta in the 11th round of the 1996 June draft.

—Selected by Seattle in the minor league Rule V draft, Dec. 13, 1999.



MATT THORNTON (65)

POSITION: Pitcher

AGE: 27, turns 28 Sept. 15 **BORN:** 9-15-76 in Three Rivers, MI

BATS: Left **THROWS:** Left **HEIGHT:** 6-6 **WEIGHT:** 220

ML SERVICE: 45 days

CONTRACT STATUS: Signed thru 2004

ACQUIRED: Mariners' first round selection (22nd overall) in the 1998 June draft; signed by Mariners scout Ken Madeja.

2003:

- Began season on the disabled list after having left elbow UCL surgery.
- Reinstated from the disabled list, May 12 and assigned to Inland Empire, making two starts.
- Struck out a season-high nine batters in 4.2 innings vs. Lake Elsinore.
- Promoted to San Antonio, May 19, going 3-0 with a 0.36 ERA (25.1 IP, 1 ER) and 18 strikeouts in four games.
- Transferred to Tacoma, June 16, making 2 starts.
- Placed on the disabled list for the remainder of the season with a cervical spine herniation, June 24.

PERSONAL: Matthew J. Thornton...resides in Allendale, MI...graduated from Centreville High School in Allendale, MI in 1995...lettered in both baseball and basketball all four years of high school...was basketball all-area MVP for three seasons...attended Grand Valley State on a basketball scholarship...was 0-1, 2.61 ERA with three saves and 33 strikeouts in just 20.2 IP as a junior...lettered three years in basketball and once in baseball.

CAREER:

1998: Made pro debut with Everett...appeared in two games before sitting out with pain in his left elbow.

1999: Made 25 appearances, one start with Wisconsin...lone decision was a save in first appearance of season, June 6 vs. Kane County...lone start came on July 17 vs. Clinton in the second game of a doubleheader (2.0,2,2,2,3,0).

2000: Opened the season in the bullpen...was on the disabled list June 2-23 with left tricep tendinitis...returned from the DL as a full-time starter...went seven innings and earned the win on July 10 at Quad City, allowing two runs on three hits...tossed a season-high eight innings, giving up one run on four hits, but took the loss on Sept. 4 vs. Peoria.

2001: Named Mariners Minor League Pitcher of the Year by the Mariners organization...192 strikeouts with San Bernardino was tops among all Mariners minor leaguers while his 14 wins ranked second...set career-highs in wins, games, innings pitched (157.0) and strikeouts...won three consecutive starts from April 19-30 with a 0.53 ERA in 17.0 IP...named California League Player of the Week for May 7-13...again won three consecutive starts May 21-31...finished the month 3-1, 2.78 (35.2 IP, 11 ER) in six starts...strung together three consecutive wins for the third time, July 15-Aug. 1...struck out season-high 13 batters in 6.0 innings of work en route to the victory, July 21 vs. San Jose...finished July 3-0 with a 0.72 ERA (25.0 IP, 2 ER) in 4 starts...named California League Pitcher of the Year...won lone postseason start.

2002: Missed majority of season with left elbow problems...began season with San Antonio, going 1-5, 3.63 in 12 starts...held opponents to a .237 batting average while holding lefties to a .196 average (9x46)...placed on the disabled list June 5 through the end of the season with left elbow tendinitis.

POSTSEASON EXPERIENCE: None.

THORNTON'S PLAYING RECORD

YEAR	CLUB	W-L	ERA	G	GS	CG	SH	SV	IP	H	R	ER	HR	BB	SO
1998	Everett	0-0	27.00	2	0	0	0	0	1.1	1	4	4	0	3	0
1999	Wisconsin	0-0	4.91	25	1	0	0	1	29.1	39	19	16	1	25	34
2000	Wisconsin	6-9	4.01	26	17	0	0	0	103.1	94	59	46	2	72	88
2001	San Bernardino	14-7	2.52	27	27	0	0	0	157.0	126	56	44	9	60	192
2002	San Antonio	1-5	3.63	12	12	0	0	0	62.0	52	31	25	3	29	44
2002	Inland Empire	0-0	4.00	2	2	0	0	0	9.0	9	4	4	2	4	14
2003	San Antonio	3-0	0.36	4	4	0	0	0	25.1	8	3	1	0	9	18
	Tacoma	0-2	8.00	2	2	0	0	0	9.0	14	11	8	2	3	5

THORNTON'S CAREER TRANSACTIONS

— Mariners' first round selection (22nd overall) in the 1998 June draft; signed by Mariners scout Ken Madeja.



LUIS UGUETO (12)

POSITION: Infielder

AGE: 25 **BORN:** 2-15-79 in Caracas, VZ

BATS: Both **THROWS:** Right **HEIGHT:** 5-11 **WEIGHT:** 190

ML SERVICE: 1 year, 52 days

CONTRACT STATUS: Signed thru 2004

ACQUIRED: Purchased by Seattle from Pittsburgh, Dec. 13, 2001; selected by Pittsburgh from Florida in the Rule V draft, Dec. 13, 2001.

2003:

- Split season between San Antonio, Tacoma and Seattle.
- Began season with San Antonio, appearing in 89 games.
- Had six hit streaks of five or more games, including 2 season-high eight game hitting streaks.
- Stole 25 bases, including six games with two steals.
- Had 24 multi-hit games.
- Recalled to Seattle, June 16, appearing in three games before being optioned to San Antonio, June 29; recalled July 9 and optioned to Tacoma on Aug. 2.
- Appeared in eight games with Tacoma, hitting .308 with nine runs, three doubles, and two home runs.

PERSONAL: Luis Enrique Ugueto...resides in Macaracuay, VZ with his wife Laura and daughter Nikole...attended Liceo Juan Pablo II H.S.

CAREER:

1998: Made pro debut in, playing three games with Brevard County and 50 games with GCL Marlins.

1999: Played 69 games combined for three teams, spending the majority of the season with Utica...batted .276 (60x217) in 56 games with Utica.

2000: Spent season with single-A Kane County, playing 114 games...batted .293 (29x99) in August...was 4x11/.364 with the bases loaded.

2001: Played in 121 games, batting .263 with three home runs and 43 RBI for Brevard County...hit safely in 17 of first 21 games, including nine-game hit streak April 20-29 (13x30/.433)...batted .319 (23x72) in 22 games in April...hit .296 (24x81) in 26 games in May... hit .435 (10x23, HR, 7 RBI) in six games June 22-30...season-high 4 RBI, going 3x5 July 25 vs. Jupiter...played 107 games at shortstop, 16 at second base...batted .279 (81x290) vs. right-handed pitchers.

2002: Was the first Rule V player to make the Mariners opening day roster since Fernando Vina in 1993; first Rule V player to stay on Mariners roster for full season since Mike Moore in 1984...10 of his first 13 games were as a pinch-runner...made ML debut as pinch-runner April 3 vs. Chicago, scoring a run in Seattle's 7-6 victory...saw first action in

UGUETO'S CAREER HIGHS

MOST HITS:

2 — 9/28/02 at ANA

MOST HOME RUNS:

1 — 7/19/02 at ANA

MOST RBIs:

1 — 7/19/02 at ANA

MOST STOLEN BASES:

1 — 9 times; last done

6/18/03 vs. ANA

LONGEST HITTING

STREAK:

2 — 7/19-23/02

CAREER GRAND SLAMS:

None

UGUETO (continued)

the field as a defensive replacement at shortstop, and struck out in his first ML at-bat, April 19 vs. Texas...had first ML hit in his second at-bat of the season, April 22 vs. Anaheim off Ben Weber...went 0x2 with a walk in his first ML start, April 28 at Yankee Stadium, playing second base...after going 0x3 with a BB in start at second base May 12 at Boston, next 12 games was as a pinch-runner or defensive replacement...had stolen four consecutive bases before he was caught stealing to end the game May 19 at Boston in a 3-2 loss...appeared in 10 games in June, five as a pinch-runner, stealing two bases...belted first ML home run off the Angels Lou Pote July 19 at Anaheim; also marked first ML RBI...went on the DL Aug. 9, retro to Aug. 8, with a sprained left wrist...assigned to Tacoma for injury rehab Aug. 18...went 13x51 (.255) in 12 games at shortstop with the Rainiers with five RBI...recalled from rehab and reinstated from the DL Sept. 1...made 12 consecutive appearances as pinch-runner or defensive replacement from Sept. 2-27...made third and final start of the season Sept. 28 at Anaheim, leading off and playing shortstop; went 2x4 with a caught stealing.

POSTSEASON EXPERIENCE: None.

UGUETO's PLAYING RECORD

YEAR	CLUB	AVG	G	AB	R	H	2B	3B	HR	RBI	HB	BB	SO	SB-CS	E	OBP
1998	Brevard County	.182	3	11	0	2	0	0	0	0	0	0	5	0-0	2	.182
	Marlins	.229	50	166	20	38	8	2	0	15	2	8	37	7-1	15	.270
1999	Brevard County	.133	12	30	1	4	0	0	0	3	0	7	5	1-0	2	.297
	Marlins	.000	1	3	0	0	0	0	0	2	0	1	0	0-0	0	.200
	Ulita	.276	56	217	33	60	11	2	1	26	1	18	46	9-4	17	.335
2000	Kane County	.234	114	393	43	92	13	2	1	32	5	28	83	12-14	33	.291
2001	Brevard County	.263	121	392	53	103	12	5	3	43	2	38	96	22-7	30	.330
2002	SEATTLE	.217	62	23	19	5	0	0	1	1	0	2	8	8-4	3	.280
	Tacoma#	.255	12	51	5	13	1	0	0	5	0	3	13	2-1	0	.296
2003	San Antonio	.260	89	350	53	91	12	2	1	40	1	27	75	25-10	19	.312
	Tacoma	.308	8	26	9	8	3	0	2	4	0	5	4	2-0	3	.654
	SEATTLE	.200	12	5	4	1	0	0	0	0	0	1	0	2-0	0	.333
ML Totals		.214	74	28	23	6	0	0	1	2	0	3	8	10-4	0	.290

DETAILED BREAKDOWN

2003					CAREER					CAREER BY BALLPARK						
AVG	AB	H	HR	RBI	AVG	AB	H	HR	RBI	AVG	AB	H	HR	RBI		
.000	0	0	0	0	Anaheim	.667	6	4	1	1	Angel Stadium	.600	5	3	1	1
—	—	—	—	—	Baltimore	.000	0	0	0	0	Camden Yards	.000	0	0	0	0
—	—	—	—	—	Boston	.000	3	0	0	0	Fenway Park	—	—	—	—	—
.000	1	0	0	0	Chicago	.000	2	0	0	0	U.S. Cellular Field	.000	1	0	0	0
—	—	—	—	—	Cleveland	.000	2	0	0	0	Jacobs Field	—	—	—	—	—
.000	1	0	0	0	Detroit	.000	1	0	0	0	Comerica Park	—	—	—	—	—
.000	0	0	0	0	Kansas City	.000	1	0	0	0	Kauffman Stadium	.000	1	0	0	0
—	—	—	—	—	Minnesota	.000	0	0	0	0	Metrodome	—	—	—	—	—
—	—	—	—	—	New York	.000	3	0	0	0	Yankee Stadium	.000	1	0	0	0
1.000	1	1	0	0	Oakland	.333	3	1	0	0	Network Associates Col.	—	—	—	—	—
—	—	—	—	—	Seattle	—	—	—	—	—	Safeco Field	.167	12	2	0	0
.000	0	0	0	0	Tampa Bay	.000	0	0	0	1	Tropicana Field	.000	0	0	0	0
.000	1	0	0	0	Texas	.333	3	1	0	0	Ballpark in Arlington	—	—	—	—	—
—	—	—	—	—	Toronto	.000	1	0	0	0	SkyDome	.000	1	0	0	0
—	—	—	—	—	Chicago	.000	0	0	0	0	Wrigley Field	—	—	—	—	—
—	—	—	—	—	Cincinnati	.000	0	0	0	0	Great American Ball Park	—	—	—	—	—
—	—	—	—	—	Colorado	.000	0	0	0	0	Coors Field	—	—	—	—	—
—	—	—	—	—	Houston	.000	2	0	0	0	Enron Field	.000	2	0	0	0
—	—	—	—	—	St. Louis	.000	0	0	0	0	Busch Stadium	—	—	—	—	—
.000	1	0	0	0	San Diego	.000	1	0	0	0	Qualcomm Stadium	—	—	—	—	—
.000	3	0	0	0	At Home	.133	15	2	0	1	—	—	—	—	—	—
.500	2	1	0	0	Away	.308	13	4	1	1	—	—	—	—	—	—
.000	1	0	0	1	Pre-ASG	.071	14	1	0	1	—	—	—	—	—	—
.250	4	1	0	0	Post-ASG	.357	14	5	1	1	—	—	—	—	—	—
.250	4	1	0	0	vs. LHP	.250	8	2	0	0	—	—	—	—	—	—
.000	1	0	0	1	vs. RHP	.200	20	4	1	2	—	—	—	—	—	—
.000	1	0	0	1	RISP	.167	6	1	0	1	—	—	—	—	—	—
.000	0	0	0	0	Bases Loaded	.000	0	0	0	1	—	—	—	—	—	—
.000	1	0	0	1	as PH	.000	3	0	0	1	—	—	—	—	—	—
.000	0	0	0	0	as DH	.333	3	1	0	0	—	—	—	—	—	—
—	—	—	—	—	In April	.250	4	1	0	0	—	—	—	—	—	—
—	—	—	—	—	May	.000	5	0	0	0	—	—	—	—	—	—
.000	1	0	0	0	June	.000	5	0	0	0	—	—	—	—	—	—
.000	2	0	0	1	July	.500	4	2	1	2	—	—	—	—	—	—
.000	1	0	0	0	August	.000	4	0	0	0	—	—	—	—	—	—
1.000	1	1	0	0	Sept/Oct	.500	6	3	0	0	—	—	—	—	—	—

UGUETO'S CAREER TRANSACTIONS

- Signed by Florida as a non-drafted free agent, April 28, 1996.
- Purchased by Seattle from Pittsburgh, Dec. 13, 2001; selected by Pittsburgh from Florida in the Rule V draft, Dec. 13, 2001.



DAN WILSON (6)

POSITION: Catcher

AGE: 34, turns 35 March 25 **BORN:** 3-25-69 in Barrington, IL

BATS: Right **THROWS:** Right **HEIGHT:** 6-3 **WEIGHT:** 215

ML SERVICE: 10 years, 152 days

CONTRACT STATUS: Signed through 2004

ACQUIRED: Traded to Seattle with Bobby Ayala (rhp) by Cincinnati for Erik Hanson (rhp) and Bret Boone (inf) on Nov. 3, 1993.

2003:

- Began season on the 15-day DL with a strained oblique muscle on his left side...played two games, April 3-4 with AA-San Antonio on rehab assignment.
- Activated April 6 and went 1x4 with a run and RBI that day in Texas.
- Tripled April 27 vs. Detroit, his first three-bagger since July 11, 2002.
- Matched his career-high with an 11-game hit streak April 17-May 6, hitting .316 (12x38) with 12 RBI during that span.
- Hit .280 (14x50) in April with three doubles, a triple, a home run, and nine RBI.
- Went 3x4 at Kansas City May 28, with two doubles and three RBI.
- Had a season-high four hits July 2 at Oakland, finishing 4x5 with a RBI.
- Hit the go-ahead RBI in the 10th inning July 5 at Texas.
- Had a pair of five-game hit streaks, June 25-July 5 and July 17-23.
- Hit .333 (18x54) in July, his first calendar month batting over .300 since hitting .301 in July of 2001 (22x73).
- Went 1x2 with a triple (second of the season; also April 27) on August 16 vs. Boston.
- Hit third home run of the season Aug. 21 at Toronto, going 2x3 with a run and two RBI.
- Had a six-game hitting streak from Aug. 16-26, hitting .400 (8x20).
- Went 2x3, with a home run, three RBI and three runs scored Sept. 28 in a 9-3 win vs. Oakland.

PERSONAL: Daniel Allen Wilson...resides in Seattle, WA with his wife Annie and four children: daughters Sofia and Josephine and sons Elijah and Abraham...was a member of the Barrington (IL) Little League team that finished third in the L.L. World Series; lost to the 1981 Tampa team which featured Gary Sheffield...was the winning pitcher in the third place game...graduated from Barrington H.S. in 1987...earned all-state honors three times as a goalie in hockey and twice as a pitcher and a catcher in baseball...also quarterbacked the football team...attended the University of Minnesota, where he majored in mechanical engineering...Golden Gophers teammates included Brent Gates and Denny Neagle...was co-captain and a first team All-America inclusion in 1990...is a strong supporter of First Place School: sponsors Dan Wilson's Assists for Homeless Children, making a donation to First Place School for every opposing baserunner caught stealing...Dan and his wife also serve on the board of directors for First Place.

WILSON'S CAREER HIGHS

MOST HITS:

5 – 6/11/96 at MIN

MOST HOME RUNS:

3 – 4/11/96 at DET

has two 2-HR games; last done

5/11/97 at BAL

MOST RBIs:

6 – 7/17/98 vs. KC

MOST STOLEN BASES:

1 – 19 times; last done 4/8/02 at ANA

LONGEST HITTING STREAK:

11 – twice; last done 4/17/03 – 5/6/03

CAREER GRAND SLAMS:

2 – last done 5/3/98 vs. DET
(inside-the-park)

WILSON (continued)

CAREER: Owns the Mariners career home run mark for catchers and club single-season marks for catchers for average (.295 in 2002), home runs (18 in 1996) and RBI (83 in 1996)...has two-career inside-the-park HRs, both vs. Detroit at the Kingdome (Sept. 10, 1997 and May 3, 1998)...the latter blast was just the 7th inside-the-park grand slam by a catcher in ML history.

1990: Selected by Cincinnati in the first round (7th player overall) of the June draft and was assigned to Charleston...posted a .995 fielding percentage, committing just one error in 215 total chances...threw out 46% (12x26) of attempted base stealers.

1991: Split season between Charleston and Chattanooga...began the year with Charleston...was named by South Atlantic League managers as the top defensive catcher in the league, despite spending less than half the year with Charleston...was promoted to Chattanooga on June 7...threw out 38% (26x68) of attempted base stealers...was named the best catching prospect in the Southern League by that circuit's managers and the #9 ML prospect by Baseball America.

1992: Led American Association catchers in putouts (733), assists (69) and total chances (810)...was promoted to Cincinnati on Aug. 31...made his ML debut as a pinch hitter on Sept. 7 at Houston...collected first ML hit off Tom Glavine on Sept. 9 at Atlanta...threw out three of seven runners attempting to steal.

1993: Made Cincinnati's Opening Day roster out of spring training in ...was hitting .214 (12x56) when he was optioned to Indianapolis on July 3...was recalled Sept. 7...traded to Seattle Nov. 2.

1994: Finished tied for 7th in AL with eight sacrifice bunts...recorded first stolen base of his ML career on April 26 vs. Boston...collected first ML home run off Oakland's Ron Darling June 11 on "Salute to the Rainiers" Night.

1995: Threw out Tim Lincecum Sept. 15 in a tie game, was only Lincecum's second caught stealing in 43 attempts...threw out 32 of 93 runners attempting to steal (34%)...hit over .300 the final two months of the season...led league catchers in putouts (895) and total chances (952).

1995: Had best season ever by a Mariners catcher, setting club records for catchers in average (.285), home runs (18) and RBI (83)...set new career-highs in practically every category, including average, games, at-bats, runs, hits, doubles, home runs and RBI...threw out 39 of 100 runners attempting to steal (39%), the third-highest mark in the AL...became fifth Mariner to hit three home runs in a game on April 11 at Detroit...had five RBI, including first career grand slam home run vs. Anaheim April 16 (off Jim Abbott)...his seven home runs in April was a new club record for catchers in a month...missed game May 3 to meet wife and adopted daughter Sofia in New York...tied club record with first career five-hit game June 11 at Minnesota...was named to first All-Star team and was 0x1 in game...hit 14th home run of the season, and set a club record for catchers (Valle, 13 in '93), July 25 vs. Detroit (off Felipe Lira)...delivered 64th RBI of the season, and set a club record for catchers (Valle, 63 in '93), Aug. 12 vs. Kansas City...was 8x21 (.381) with the bases loaded.

1997: Caught more games (144) and caught more innings (1202.0) than any other catcher in the Majors...hit in 11 consecutive games July 3-17 (19x42/.452), a career-high...hit HR #11 Aug. 15 at Baltimore off Randy Myers, the

WILSON'S MARINER CAREER DEFENSE

Year	CS	ATT	PCT	PB
2003	12	40	30.0	4
2002	17	60	28.3	2
2001	18	46	39.1	3
2000	20	51	39.2	6
1999	24	98	24.5	3
1998	28	100	28.0	5
1997	47	115	40.9	1
1996	29	86	33.7	5
1995	32	93	34.4	8
1994	22	67	32.8	5
Totals	199	619	32.1	38

HIGHEST BATTING AVG. BY MARINERS CATCHERS (min. 200 AB)

NAME	BA	Year
Dan Wilson	.295	2002
Tom Lampkin	.291	1999
Dan Wilson	.285	1996

MOST GAMES CAUGHT BY A MARINER

NAME	Games Caught
Dan Wilson (1994-)	1,123
Dave Valle (1984-93)	798
Scott Bradley (1986-92)	425
Bob Stinson (1977-80)	358
Bob Kearney (1984-87)	344

WILSON (continued)

3,000th HR in Mariners history...slapped his first career inside-the-park HR Sept. 10 vs. Detroit...it was the 18th inside-the-park HR in club history, the first by a catcher...threw out 41% of opposing runners attempting to steal (2nd in AL)...started in 142 games behind the plate for the Mariners, a career high...hit .357 vs. left-handed pitching and his .651 slugging percentage vs. lefties was the best in the AL.

- 1998:** Hit an inside-the-park home run on May 3 vs. Detroit (Castillo), blast to left-center was a grand slam HR; was his 2nd career ITPHR and the 171st ITPGSHR in ML history, seventh by a catcher (see box)...had career-high six RBI July 17 vs. KC...placed on disabled list July 20 with torn ligaments in left ankle; injury was suffered July 19 vs. KC...was activated from DL Sept. 1.
- 1999:** Tied for 7th in the AL and led the Mariners with 10 sacrifice hits...raised average to season-best .300 following 6-game hitting streak from June 18-24...made first career appearance at first base Aug. 27 at New York; made 5 appearances at first base overall, all as a defensive replacement...went 2x2 with game-winning RBI vs. Boston Sept. 9...recorded the Mariners first-ever straight steal of home Aug. 1 vs. Baltimore; his third stolen base of the year.
- 2000:** Among the AL league leaders in sacrifice bunts with 11...played in just 10 games in June before being placed on the 15-day DL on June 15 with a pulled left oblique muscle...re-instated from the DL on July 15 after a rehab stint at single-A Everett...made appearances at first and third base in August...had 7 RBI in 15 games in August and finished the month with his first stolen base, vs. New York on August 28.
- 2001:** Helped guide Seattle's pitching staff to AL leading 3.54 ERA...hit first career pinch-hit home run on May 5 vs. Toronto's Pedro Borbon; blast to center gave Seattle a 5-4 lead in the 7th...3x5 with home run & 3 RBI June 12; the home run was his 69th as a catcher to set new team mark...started game at catcher then made lone appearance at first base on July 5 in Texas...had two hits in the 7th inning July 8 at LA...tripled July 20, his first 3B since May 24, 1999...made nine consecutive starts behind the plate from Aug. 6-15 going 12x28/.429, including 4x5 Aug. 8 vs. Toronto...blocked two runs from scoring in 1-0 win Sept. 2 in Baltimore, including blocking potential game-tying run in bottom of the 9th inning...was a defensive replacement at first base Sept. 25...was 3x4 with two doubles and four RBI Oct. 2...
- 2002:** His .295 average was highest ever by a Mariner catcher...hit only triple of season June 11 vs. St. Louis, going 2x4 with a RBI...had 10-game hitting streak from June 15 to 29, batting .361 (13x36)...hit a blistering .350 in June with 21 hits, two doubles, a triple and 2 home runs; hit in 17 of 19 games that month...hit successfully in 21 of 24 games from June 3 to July 7, batting .342 (26x76)...belted game winning home run Aug. 7 at Toronto in the 10th...hit safely in 41 of last 58 games...started 33 of 41 games after the All-Star break...
- POSTSEASON EXPERIENCE:** Has 30 games of postseason experience, catching 16 games in the Division Series and 14 games in the ALCS...single in Game 6 of 2001 ALCS at NY snapped 0x42 postseason stretch.
- AWARDS:** All-Star Game; 1996.

CATCHERS AND
INSIDE-THE-PARK HOMERS

Dan Wilson's inside-the-park grand slam May 3, 1998 vs. Detroit was just the seventh such hit by a catcher since 1901...here's a look at the full list of catchers to collect bases loaded inside-the-park home runs (w/thanks to David Vincent/SABR):

Chief Meyers	NY Giants	1909
Mickey Cochrane	Tigers	1936
Wes Westrum	NY Giants	1950
Tim McCarver	Cardinals	1963
Jim Essian	Athletics	1979
Ron Karkovice	White Sox	1990
Dan Wilson	Mariners	1998

DETAILED BREAKDOWN

2003					CAREER					CAREER BY BALLPARK					
AVG	AB	H	HR	RBI	AVG	AB	H	HR	RBI	AVG	AB	H	HR	RBI	
.000	5	0	0	0	.273	33	9	1	4	Bank One Ballpark	.400	15	6	1	3
—	—	—	—	—	.214	14	3	0	5	Turner Field	—	—	—	—	—
—	—	—	—	—	.667	6	4	0	1	Wrigley Field	—	—	—	—	—
—	—	—	—	—	.667	3	2	0	0	Great American Ball Park	—	—	—	—	—
—	—	—	—	—	.212	66	14	2	7	Coors Field	.217	23	5	1	4
—	—	—	—	—	.000	4	0	0	0	Pro Player Stadium	.000	0	0	0	0
—	—	—	—	—	.292	24	7	1	2	Minute Maid Park	.364	11	4	1	2
—	—	—	—	—	.340	50	17	2	6	Dodger Stadium	.364	22	8	1	2
—	—	—	—	—	.290	93	27	4	23	Miller Park	—	—	—	—	—
.000	4	0	0	0	.000	10	0	0	0	Olympic Stadium	.000	6	0	0	0
.500	4	2	0	1	.250	8	2	0	1	Shea Stadium	.250	8	2	0	1
.333	6	2	0	1	.286	7	2	0	1	Veterans Stadium	.333	6	2	0	1
—	—	—	—	—	.000	4	0	0	0	PNC Park	—	—	—	—	—
—	—	—	—	—	.250	20	5	0	3	Busch Stadium	.000	1	0	0	0
.333	3	1	0	0	.256	78	20	1	10	Qualcomm Stadium	.238	42	10	1	6
—	—	—	—	—	.271	59	16	0	5	SBC Park	.333	9	3	0	0
.228	167	38	1	21	.259	1895	491	41	241	Astrodome	.000	2	0	0	0
.255	149	38	3	22	.268	1945	521	45	243	Atlanta-Fulton County	.286	7	2	0	3
.241	174	42	1	25	.269	2182	586	45	272	Cinergy Field	.296	71	21	0	7
.239	142	34	3	18	.257	1658	426	41	212	County Stadium	.227	44	10	2	5
.264	106	28	2	20	.276	1030	284	35	153	Kingdome	.270	1081	292	30	162
.229	210	48	2	23	.259	2810	728	51	331	Mike High Stadium	.333	3	1	0	0
.255	98	25	1	38	.282	1032	291	22	397	3Com Park	.200	15	3	0	1
.444	9	4	0	12	.323	99	32	2	84	Tiger Stadium	.250	68	17	5	12
—	—	—	—	—	.343	35	12	1	12						
—	—	—	—	—	—	—	—	—	—						
—	—	—	—	—	.286	7	2	0	0						
.280	50	14	1	9	.278	580	161	11	79						
.232	56	13	0	9	.258	717	185	11	91						
.174	46	8	0	2	.267	667	178	19	82						
.333	54	18	1	11	.270	663	179	14	85						
.250	60	15	1	6	.248	604	150	10	64						
.160	50	8	1	6	.261	602	157	21	83						

WILSON's CAREER TRANSACTIONS

- Selected by New York (NL) in 26th round of June, 1987 draft.
- Selected by Cincinnati in first round (seventh player selected) of June, 1990 draft.
- Traded to Seattle with Bobby Ayala (p) for Bret Boone (inf) and Erik Hanson (p), Nov. 2, 1993.
- On disabled list with torn ligaments in left ankle, July 20-Sept. 1, 1998.
- On the 15-day disabled list with a pulled left oblique muscle on June 15-July 15, 2000 (includes rehabilitation at single-A Everett, July 12).
- On the 15-day disabled list with a strained left oblique muscle on March 19-April 6, 2003 (includes rehabilitation assignment at double-A San Antonio, April 3).

MARINERS 100 RBI SEASONS

Ken Griffey Jr.	147 (1997)	Tino Martinez	111 (1995)
Ken Griffey Jr.	146 (1998)	Mike Cameron	110 (2001)
Edgar Martinez	145 (2000)	Jay Buhner	109 (1997)
Bret Boone	141 (2001)	Ken Griffey Jr.	109 (1993)
Ken Griffey Jr.	140 (1996)	Edgar Martinez	108 (1997)
Jay Buhner	138 (1996)	Jim Presley	107 (1986)
Ken Griffey Jr.	134 (1999)	Bret Boone	107 (2002)
Alex Rodriguez	132 (2000)	Willie Horton	106 (1979)
Alex Rodriguez	124 (1998)	Ken Griffey Jr.	103 (1992)
Alex Rodriguez	123 (1996)	Edgar Martinez	103 (1996)
Jay Buhner	121 (1995)	John Olerud	103 (2000)
Bret Boone	117 (2003)	Edgar Martinez	102 (1998)
Alvin Davis	116 (1984)	John Olerud	102 (2002)
Edgar Martinez	116 (2001)	Bruce Bochte	100 (1979)
Edgar Martinez	113 (1995)	Alvin Davis	100 (1987)
Alex Rodriguez	111 (1999)	Ken Griffey Jr.	100 (1991)



RANDY WINN (2)

POSITION: Outfielder

AGE: 29, turns 30 June 9 **BORN:** 6-9-74 in Los Angeles, CA

BATS: Both **THROWS:** Right **HEIGHT:** 6-2 **WEIGHT:** 197

ML SERVICE: 5 years

CONTRACT STATUS: Signed thru 2005 with club/player opt. for 2006

ACQUIRED: Traded to Seattle from Tampa Bay Devil Rays in exchange for infielder Antonio Perez October 28, 2002. Deal contingent on Lou Piniella signing as manager with Tampa Bay.

2003:

- Hit .330 after the All-Star Game with nine home runs and 43 RBI after hitting .268 with two HR and 32 RBI in the first half.
- Led the team with 37 doubles.
- Hit .349 with runners in scoring position, 3rd in the AL...tied for 8th in the AL with 23 stolen bases.
- Had a .992 fielding percentage and 3 assists, while committing only 3 errors in 157 games.
- Played all three outfield positions making 139 appearances in LF, 20 in CF and 4 in RF.
- Became 20th different Mariner to start in left field on Opening Day; doubled in first at bat, finishing 3x4 at Oakland April 1.
- Hit in 16 of his first 23 games and reached safely in 22 of those 23 games.
- Posted career-high five-hit game May 27 at Kansas City, going 5x5, driving in two runs, and tying a club record in hits (done 22 times).
- Hit .324 (33x102) with 16 RBI, seven doubles, four stolen bases and .358 OBP in May.
- Had a 10-game hitting streak from May 30-June 11, batting .366 (15x41).
- Set career-highs with two home runs and six RBI July 30 vs. Detroit, including first grand slam of the season.
- Hit six home runs over 13 games July 19-30, after just two in the first 91 games of the season.
- Led the team with a .343 batting average (36x105), six home runs and 20 runs scored in July, hitting in 23 of 27 games, while reaching safely in 25 of 27 games.
- Hit second grand slam of the season Sept. 13 vs. Anaheim.
- Hit inside-the-park home run (3rd career) Sept. 22 in Anaheim, tying him for most by an active player.
- Ended the season with a career-high tying 12-game hitting streak, hitting .396 (19x48).
- Batted .350 (35x100) in September, with eight doubles and 14 RBI, hitting safely in 21 of 25 games for the month.

PERSONAL: Dwight Randolph Winn...resides in Tampa, FL with wife Blessings...played baseball and basketball at San Ramon Valley (CA) H.S...named the Oakland Tribune's Scholar Athlete of the Year as a senior...attended Santa Clara University where he played basketball with Steve Nash, now with the Dallas Mavericks...All-WCC selection in his first full baseball season at Santa Clara University (1995)...also lettered in basketball in 1993 and 1994...advanced to the NCAA Tournament in both baseball and basketball...his Santa Clara basketball team knocked off #1 seed Arizona in the 1993 Tournament, then lost to Temple...cousin of big leaguer Damon Buford, whose father Don played with the Orioles and White Sox...won a 2002 Mitsubishi Lancer when he netted the half-court shot contest before the fourth quarter of the Cleveland Cavaliers-Los Angeles Clippers game on January 18, 2002 at the Staples Center; he gave the car to his mom.

CAREER:

1995: Tied for ninth in the league with a .315 batting average.

1996: Ranked fourth in the circuit with 514 at-bats...

1997: Split season between the Marlins' Class-A affiliate at Brevard County and the AA team at Portland...ranked 4th among all AA switch-hitters in batting average and was third

WINN's CAREER HIGHS

MOST HITS:

5 - 5/25/03 vs. MIN

MOST HOME RUNS:

2 - 7/30/03 vs. DET

MOST RBIs:

6 - 7/30/03 vs. DET

MOST STOLEN BASES:

2 - 8 times; 5/28/03 at KC

LONGEST HITTING STREAK:

12 - 3 times; last done 9/16-28/03

CAREER GRAND SLAMS:

4 - last done 9/13/03 vs. ANA

WINN (continued)

among all minor leaguers by being caught stealing 28 times...his combined numbers in '97 accounted for career-highs in at-bats, total bases, homers and steals...hit eight home runs at Portland after not hitting any in his first two minor league seasons (727 at-bats).

1998: Led all Major League rookies in stolen bases (26) and was tops among AL rookies with 9 triples, despite not joining the Devil Rays from Triple-A Durham until May 11...his 26 steals were most by an AL rookie since Tom Goodwin stole 50 for KC in 1995; one of just eight AL rookies to steal 25 or more bases in the 1990's...led the club with 28 infield hits...his average was over .300 from May 14 to Sept 8; his final .278 average was his low point of the season...hit safely in 7 of his first 11 ML at-bats...hit .363 (33x91) before the All-Star Break, .247 after (61x247), and ended the season in a 5x47 (.106) slump...first Major League hit on May 14, an infield single off KC's Scott Service...first home run came July 29 off Chicago's Jim Parque at Comiskey Park...was Roger Clemens' 3,000th strikeout victim on July 5 at Toronto...had a 12-game hitting streak Aug. 26 - Sept. 6, 2nd-longest streak by an AL rookie in '98 (Caruso, CWS, 14 games).

1999: Made his first Opening Day roster, the first of three stints with the Rays...appeared in 79 games (69 starts, all in CF), 30 games fewer than his rookie season of 1998...hit more than 40 points better from the left side (.278) than right (.237)...first career grand slam was an inside-the-park home run on the season's final day (10/3 vs. NY Yankees); was the 2nd such feat in '99 (also ARZ Tony Womack - July 21 @ Houston)...it was the 171st inside-the-park grand slam in ML history, the 8th in the '90's; last AL player to do it was Mariners Dan Wilson May 3, 1998 vs. Detroit.

2000: Had three separate stints with Rays...led the organization with a .330 average (100x303) at Durham; played 42 games in LF, 29 in CF and 6 in RF...named Devil Rays Minor League Player of the Month for August, hitting .321 (34/106) with 9 doubles, 2 homers and 22 RBI at Durham.

2001: Set career-highs in games (123), AB (429), runs (54), hits (117), doubles (25), HR (6) and RBI (50)...led Rays and was 6th in AL with 12 outfield assists...started 108 games; 46 in centerfield, 60 in right field and two as DH...ranked second on the club with 13 infield hits and was tied for second with 12 steals...went 4x7 as a pinch-hitter...homered to dead center in his first season AB Opening Day (TOR-Escobar) and hit a solo pinch-hit HR April 14 @ BAL (Kohlmeier)...broke up Tim Wakefield's no-hit bid with no outs in the 9th inning June 19 at Tropicana Field with an RBI single...tied club-record with two outfield assists, June 20 vs. Boston...belted first career lead-off home run July 16 at Atlanta...had a 10-game hit streak June 22 to July 7 (.366, 15x41), and batted .397 (31x78 from June 23-July 24)...played for Santurce in the Puerto Rican Winter League and hit .316 with 6 home runs and 18 RBI in 37 games.

2002: Set career-highs in multiple offensive categories and was named Devil Rays MVP by the Tampa Bay Chapter BBWAA...his 180 hits, 39 doubles and 27 stolen bases in one season have been equaled by just four other switch hitters in ML history: Max Carey (1925), Ozzie Smith (1987), Devon White (1991) and Roberto Alomar (1991, 1999-2000)...joined Toronto's Shannon Stewart as only two players to finish in AL top-10 in singles, doubles and triples...was second in the AL with 9 triples, 7th in steals, tied for 8th with 39 doubles and 10th with 119 singles...his 13 outfield assists was fourth in the AL...his five 4-hit games were most in the Majors...belted four lead-off homers, while his 13 homers on the year were three more than he had his entire career entering the season...had a pinch-hit grand slam April 4 vs. Detroit...matched career-high with 12-game hitting streak from April 12-26, batting .426 (23x54) in that span...tied AL record with 8 extra base hits over three games, June 9-11, going 10x14 with 6 doubles, 2 home runs and 6 RBI...had career-high 13-game hitting streak from June 5-19, going 27x60 (.450) during the streak...finished June with 42 hits, a Devil Rays record for hits in any month and two hits behind Jeff Kent's ML-high 44 hits...went 1x2 with a double, walk, stolen base and run scored in his first All-Star Game appearance, July 10 in Milwaukee...finished July fourth in AL with .360 average (36x100) for the month...his 181 hits on the season established a new Devil Rays record.

POSTSEASON EXPERIENCE: None.

AWARDS: All-Star Game: 2002...named Devil Rays 2002 MVP by Tampa Bay chapter of BBWAA.

WINN'S PLAYING RECORD

YEAR	CLUB	AVG.	G	AB	R	H	2B	3B	HR	RBI	HB	BB	SO	SB-CS	E	OBP
1995	Elmira	.315	51	213	38	67	7	4	0	22	3	15	31	19-7	5	.365
1996	Kane County	.270	130	514	90	139	16	3	0	35	8	47	115	30-18	8	.340
1997	Brevard City	.315	36	143	26	45	8	2	0	15	5	16	28	16-8	0	.400
	Portland	.292	96	384	66	112	15	6	8	36	7	42	92	35-20	4	.371
1998	Durham	.285	29	123	25	35	5	2	1	16	0	15	24	10-4	2	.362
	TAMPA BAY	.278	109	338	51	94	9	9	1	17	1	29	69	26-12	4	.337
1999	TAMPA BAY	.267	79	303	44	81	16	4	2	24	1	17	63	9-9	1	.307
	Durham	.353	46	207	38	73	20	3	3	30	1	16	27	9-6	4	.402
2000	Durham	.330	79	303	67	100	24	5	7	40	3	48	53	18-5	7	.425
	TAMPA BAY	.252	51	159	28	40	5	0	1	16	2	26	25	6-7	1	.362
2001	TAMPA BAY	.273	128	429	54	117	25	6	6	50	6	38	81	12-10	5	.339
2002	TAMPA BAY	.298	152	607	87	181	39	9	14	75	6	55	109	27-8	3	.360
2003	SEATTLE	.295	157	600	103	177	37	4	11	75	8	41	108	23-5	3	.346
ML Totals		.283	676	2436	367	690	131	32	35	257	24	206	455	103-51	17	.343

ALL-STAR GAME

YEAR	CLUB, SITE	AVG	G	AB	R	H	2B	3B	HR	RBI	HB	BB	SO	SB-CS	E	OBP
2002	AL, Milwaukee	.500	1	2	1	1	1	0	0	0	0	1	1	1-0	0	.667

DETAILED BREAKDOWN

2003				CAREER				CAREER BY BALLPARK								
AVG	AB	H	HR	RBI	AVG	AB	H	HR	RBI	AVG	AB	H	HR	RBI		
.275	69	19	2	15	Anaheim	.267	161	43	3	21	Angel Stadium	.297	91	27	2	11
.387	31	12	0	0	Baltimore	.326	187	61	3	20	Camden Yards	.305	82	25	1	4
.192	26	5	0	3	Boston	.204	226	46	3	25	Fenway Park	.216	116	25	3	15
.344	32	11	1	5	Chicago	.297	128	38	3	15	U.S. Cellular Field	.297	74	22	2	8
.286	28	8	0	5	Cleveland	.209	86	18	0	8	Jacobs Field	.226	53	12	0	6
.306	36	11	2	8	Detroit	.295	112	33	3	16	Comerica Park	.300	20	6	0	1
.294	34	10	2	4	Kansas City	.267	86	23	2	8	Kauffman Stadium	.286	49	14	1	4
.270	37	10	1	5	Minnesota	.305	154	47	1	15	Metrodome	.318	88	28	1	9
.297	37	11	1	6	New York	.242	223	54	5	30	Yankee Stadium	.198	81	16	1	8
.293	75	22	1	6	Oakland	.269	201	54	1	13	Network Associates Col.	.257	109	28	0	8
—	—	—	—	—	Seattle	.351	131	46	3	17	Safeco Field	.295	325	96	6	43
.344	32	11	0	2	Tampa Bay	.344	32	11	0	2	Tropicana Field	.284	940	267	15	111
.356	73	26	1	8	Texas	.360	178	64	2	21	Ballpark in Arlington	.364	88	32	1	7
.321	28	9	0	4	Toronto	.293	225	66	2	24	SkyDome	.279	111	31	1	9
.100	10	1	0	0	Atlanta	.293	41	12	1	3	Turner Field	.370	27	10	1	3
—	—	—	—	—	Colorado	.294	17	5	0	1	Coors Field	.294	17	5	0	1
—	—	—	—	—	Florida	.210	81	17	1	2	Pro Player Stadium	.212	33	7	0	1
—	—	—	—	—	Los Angeles	.538	13	7	1	2	Dodger Stadium	—	—	—	—	—
.200	10	2	0	0	Montreal	.321	28	9	0	0	Olympic Stadium	.333	15	5	0	0
.385	13	5	0	1	New York	.263	38	10	0	4	Shea Stadium	.320	25	8	0	1
.444	9	4	0	2	Philadelphia	.375	40	15	0	5	Veterans Stadium	.379	29	11	0	3
.000	20	0	0	1	San Diego	.229	35	8	1	4	Qualcomm Stadium	.000	13	0	0	0
—	—	—	—	—	San Francisco	.231	13	3	0	1	SBC Park	.231	13	3	0	1
.284	285	81	6	37	At Home	.284	1214	345	21	148	Kingdome	.292	24	7	0	3
.305	315	96	5	38	Away	.282	1222	345	14	109	Tiger Stadium	.385	13	5	0	0
.268	339	91	2	32	Pre-ASG	.283	1341	379	14	130						
.330	261	86	9	43	Post-ASG	.284	1095	311	21	127						
.314	169	53	3	16	vs. LHP	.303	650	197	10	59						
.288	431	124	8	59	vs. RHP	.276	1786	493	25	198						
.349	169	59	6	66	RISP	.286	604	173	13	220						
.389	18	7	2	18	Bases Loaded	.283	60	17	4	49						
—	—	—	—	—	as PH	.400	30	12	2	10						
—	—	—	—	—	as DH	.190	21	4	0	1						
.245	98	24	0	3	In April	.285	298	85	4	30						
.324	102	33	2	16	May	.295	353	104	4	42						
.202	94	19	0	9	June	.270	534	144	4	48						
.343	105	36	6	19	July	.319	423	135	11	40						
.297	101	30	1	14	August	.264	413	109	3	42						
.350	100	35	2	14	Sept/Oct	.272	415	113	9	55						

WINN'S CAREER TRANSACTIONS

- Selected by Florida in third round of June, 1995 draft.
- Selected by Tampa Bay in third round of 1998 Expansion Draft.
- Traded to Seattle from Tampa Bay Devil Rays in exchange for infielder Antonio Perez October 28, 2002. Deal contingent on Lou Piniella signing as manager with Tampa Bay.

THE INVITED PLAYERS

CRAIG ANDERSON (63)

POSITION: Pitcher

AGE: 23

BORN: 10-30-80 in Gosford, Australia

BATS: Left

THROWS: Left

HEIGHT: 6-3

WEIGHT: 182

ML SERVICE: None

ACQUIRED: Signed as a non-drafted free agent February 25, 1999; signed by Mariners scout Jim Colborn.

2003: in first season at triple-A Tacoma, finished second in the PCL in wins (13), seventh in ERA (3.56), first in complete games (4) and second in innings pitched (177.0)...name PCL Pitcher of the Week for May 5-11, going 1-0 with a 0.64 ERA (14.0 IP, 1 ER) over 2 games...tossed a 1-0 shutout against Las Vegas June 7 (9 IP, 0 BB, 0 SO), allowing only five hits...named PCL Pitcher of the Week for June 8-14...struck out a season-high seven batters in his last start of the season Aug. 31...won his last four decisions, his longest winning streak of the season.

PERSONAL: Craig Anthony Anderson...resides in Ourimbah, Australia...graduated from Lisarow High School in Australia in 1998.

CAREER: Spent entire pro career in the Mariners organization.

1999: Made professional debut with Everett...led Northwest League in wins, complete games, shutouts, and innings pitched...was third in strikeouts and ERA...won his first 4 decisions, including a 6-inning, one-hitter vs. Southern Oregon on June 27 where he struck out 11 batters and had a no-hitter through six-innings...was 5-0 with a 2.09 ERA in Aug....was 4-0 with a 1.30 ERA at home and held opponents to a .176 average...named Everett's Minor League Pitcher of the Year.

2000: Led Wisconsin with 157.2 innings pitched...allowed just 2 runs in back-to-back wins April 12 (at Kane County) and April 19 (at Quad City), pitching 13.0 innings.

2001: named San Bernardino's Most Valuable Pitcher by the Mariners organization...his 2.26 ERA ranked second in the Mariners minor league system while his 178 strikeouts ranked third...pitched a total of 6.0 innings in his first 2 starts combined, but pitched into the sixth inning in his next 26 consecutive starts...went 8-1 with a 1.42 ERA (101.2 IP, 16 ER) in 15 home starts...allowed just one walk while striking out 25 in 5 April starts...went 2-0, 2.67 in 5 June starts, holding opponents to a .160 batting average...was 4-0 with a 0.86 ERA (42.0 IP, 4 ER) in 6 Aug. starts, walking 11 while striking out 43.

2002: Pitching with San Antonio, had sixth-best ERA in Texas League...dropped 3 decisions to begin the year before winning 7 of next 8 decisions...allowed 2 or fewer earned runs in 12 of 13 starts from June 6-Aug. 13...tossed his second career shutout in 3-0 victory at Shreveport July 1...finished July 4-1 with a 2.09 ERA (38.2 IP, 9 ER) in 6 starts...named to Texas League Postseason All-Star Team, as well as a top prospect by SportsTicker.

ANDERSON'S PLAYING RECORD

YEAR	CLUB	W-L	ERA	G	GS	CG	SHO	SV	IP	H	R	ER	HR	BB	SO
1999	Everett	10-2	3.20	15	15	2	1	0	90.0	81	42	32	7	13	82
2000	Wisconsin	11-8	3.71	26	26	1	0	0	157.2	161	81	85	14	40	131
2001	San Bernardino	11-4	2.26	28	28	0	0	0	179.0	142	65	45	16	39	178
2002	San Antonio	7-7	3.20	27	27	1	1	0	152.0	143	61	54	12	64	94
2003	Tacoma	13-11	3.56	28	27	4	1	0	177.0	187	93	70	27	46	67

CAREER H.R. LEADERS BY POSITION

P - None

C - Dan Wilson, 86

1B - Alvin Davis, 130

2B - Bret Boone, 112

3B - Jim Presley, 111

SS - Alex Rodriguez, 189

LF - Phil Bradley, 45

CF - Ken Griffey Jr., 398

RF - Jay Buhner, 305

DH - Edgar Martinez, 232

TRAVIS BLACKLEY (48)**POSITION:** Pitcher**AGE:** 21 **BORN:** 11-4-82 in Melbourne, Australia**BATS:** Left **THROWS:** Left **HEIGHT:** 6-3 **WEIGHT:** 190**ML SERVICE:** None**ACQUIRED:** Signed as a non-drafted free agent October 29, 2000; signed by Mariners scout Jim Colborn.

2003: Led the league in wins (17), was second in ERA (2.61), fourth in strikeouts (144) and fourth in innings pitched (162.1)...17 wins are the most by a Texas League pitcher since Jeff Reardon of the Jackson Mets in 1978...had a season-high 11 strikeouts June 2 vs. Arkansas...won his last eight decisions...held opponents to a .215 average...named the Texas League Pitcher of the Year...participated in the Texas League All-Star game...named to the World squad in the 2003 MLB Future's Game at U.S. Cellular Field July 15...named to the Texas League Postseason All-Star Team...named Minor League Pitcher of the Year by the Seattle Mariners...received the 2003 John Ellis Award by the Seattle Mariners for his community involvement.

PERSONAL: Travis J. Blackley... resides in Cheltenham, Victoria, Australia...graduated from Cheltenham (Victoria) Secondary High School in November, 2000.

CAREER: Spent entire pro career in the mariners minor league system.

2001: Began pro career with Everett, pitching in 14 games, all starts...held opponents to a .211 batting average...struck out 13 and allowed just one hit in 7.0 innings of work July 23 at Tri-Cities...finished July 3-0 with a 1.88 ERA (38.1 IP, 8 ER) in 6 starts, walking 11 and striking out 50 batters...participated in the Mariners Fall Instructional League.

2002: His 152 strikeouts with San Bernardino was second-most among Mariners minor leaguers...had career-high, 14-strikeout performance over 8.0 innings July 19 vs. San Jose...lost first career complete game 3-2 July 30 at Lancaster (8.0,4,3,3,2,7).

BLACKLEY'S PLAYING RECORD

YEAR	CLUB	W-L	ERA	G	GS	CG	SHO	SV	IP	H	R	ER	HR	BB	SO
2001	Everett	6-1	3.32	14	14	0	0	0	78.2	60	34	29	7	29	90
2002	San Bernardino	5-9	3.49	21	20	1	0	0	121.1	102	52	47	11	44	152
2003	San Antonio	17-3	2.61	27	27	0	0	0	162.1	125	55	47	11	62	144

HIRAM BOCACHICA (44)**POSITION:** Outfielder**AGE:** 27, turns 28 March 4 **BORN:** 3-4-76 in Ponce, PR**BATS:** Right **THROWS:** Right **HEIGHT:** 5-11 **WEIGHT:** 180**ML SERVICE:** 2 years, 47 days**ACQUIRED:** Signed as a minor league free agent on January 21, 2004.

2003: Started season on Tigers roster, but was just 1x22 (.045)...outrighted to Toledo on April 24...played 5 positions with Mud Hens...placed on DL with right hip flexor Aug. 16.

PERSONAL: Hiram Colon Bocachica...resides in Toa Alta, PR with his wife, Jocelyn and daughter Aliyah...graduated from Rexville High School in Mayamon, PR, where he played volleyball, basketball and track and field...was offered a scholarship to play baseball at LSU, but declined offer to sign with Montreal.

CAREER: Has played in the Montreal, Los Angeles and Detroit organizations in his 10-year pro career, making appearances in the Majors with the Dodgers and Tigers.

1994: Selected by the Montreal Expos in the First Round (21st overall) of the June draft; was a few picks short of being first-ever Puerto Rican selected in the first round: Ramon Castro was selected by Houston with the 17th overall pick.

1995: Named to SAL League postseason All-Star Team...was third in the league in steals (47) despite spending five weeks on the DL with an ankle sprain.

1996: Limited to 71 games with West Palm Beach following surgery to remove bone chips from his right elbow...was still second on the club in steals (21).

1997: Helped lead double-A Harrisburg to Eastern League title as leadoff hitter...was third

BOCACHICA (continued)

in EL in steals (29).

1998: Began the year at Harrisburg before being promoted to triple-A Ottawa on July 19...traded to Los Angeles (with Mark Grudzielanek and Carlos Perez) on July 31.

1999: Was third in Texas League with 10 triples and fourth with 30 steals...hit for the cycle at Midland June 10.

2000: Recalled from Albuquerque by the Dodgers on Sept. 11...made ML debut Sept. 13 at Arizona as a pinch-runner...collected first ML hit Sept. 16, singling off Jerry DiPoto as a PH...was PCL All-Star and was named to *Baseball America's* triple-A All-Star squad...fourth among all minor league second basemen with a .322 average and topped all with 99 double plays... Dodgers minor league player of the month in May and August.

2001: Spent full season with Dodgers, seeing action at second base (19G), third base (8), left field (10) and right field (3)...made 36 pinch-hit appearances and was 4x33 w/three doubles and 3 walks...hit first ML HR June 12 vs. Texas (off Mark Petkovsek)...became just the 9th player to reach the Loge Level in Dodger Stadium with a blast off Randy Johnson June 19...career-high six-game hitting streak June 19-26...on DL July 9-26 with sprained right ankle.

2002: Split the season between Los Angeles and Detroit...started just 11 of the 102 games while with the Dodgers, 10 starts in LF and one in CF...traded to Detroit as part of a three-player deal July 25...homed in his first game with Detroit...matched his career-high with three hits Sept. 17 vs. Minn.

BOCACHICA'S PLAYING RECORD

YEAR	Club	AVG	G	AB	R	H	2B	3B	HR	RBI	HB	BB	SO	SB-CS	OBP
1994	Expos	.280	43	168	31	47	9	0	5	16	2	15	42	11-4	.346
1995	Albany	.284	96	380	65	108	20	10	2	30	8	52	78	47-17	.381
1996	Wst Ptm Bch	.337	71	267	50	90	17	5	2	26	6	34	47	21-3	.419
	Expos	.250	9	32	11	8	3	0	0	2	1	5	3	2-1	.368
1997	Harrisburg	.278	119	443	82	123	19	3	11	35	13	41	98	29-12	.354
1998	Harrisburg	.264	80	296	39	78	18	4	4	27	11	21	61	20-8	.334
	Ottawa	.195	12	41	5	8	3	1	0	5	1	6	14	2-0	.313
	Albuquerque	.238	26	101	16	24	7	1	4	16	6	13	24	5-3	.358
1999	San Antonio	.291	123	477	84	139	22	10	11	60	13	60	71	30-15	.382
2000	Albuquerque	.322	124	482	99	155	38	4	23	84	15	40	100	10-14	.390
	LOS ANGELES	.300	8	10	2	3	0	0	0	0	0	0	2	0-0	.300
2001	LOS ANGELES	.233	75	133	15	31	11	1	2	9	1	9	33	4-1	.287
2002	LOS ANGELES	.215	49	65	12	14	3	0	4	9	0	5	19	1-1	.271
	DETROIT	.223	34	103	14	23	4	0	4	8	0	5	22	2-2	.259
2003	DETROIT	.045	6	22	1	1	1	0	0	0	0	0	7	0-0	.045
	Toledo	.242	95	322	48	78	19	3	12	37	10	24	57	11-6	.313
AL Totals		.192	40	125	15	24	5	0	4	8	0	5	29	2-2	.223
NL Totals		.231	132	208	29	48	14	1	6	18	1	14	54	5-2	.283
ML Totals		.216	172	333	44	72	19	1	10	26	1	19	83	7-4	.261

PAT BORDERS (10)

POSITION: Catcher

AGE: 40, turns 41 May 14

BORN: 5-14-63 in Columbus, OH

BATS: Right

THROWS: Right

HEIGHT: 6-2

WEIGHT: 200

ML SERVICE: 12 years, 28 days

ACQUIRED: Re-signed to a AAA contract December 17, 2003.

2003: Began the season on Mariners ML roster (Wilson DL)...was optioned to Tacoma April 6...recalled May 30 (Mabry DL) and optioned back to Tacoma June 16...recalled for third time July 25 (Cirillo DL) and optioned back Aug. 15...recalled for final time Aug. 31...appeared in 12 games with Seattle, making four starts...team had a 1.43 ERA with him starting behind the plate (6 ER / 33.0 IP, all in four Sept. Garcia starts)...named to PCL mid-season All-Star Game.

PERSONAL: Patrick Lance Borders...resides on a 400-acre vegetable farm in Lake Wales, FL with his wife, Kathy; they have six children: Lindsay (11/24/90), Levi (12/21/92), Luke (3/10/94), Laura (7/11/95), Leah (4/10/98) and Lance (11/11/00)...graduated from Lake Wales HS, where he played baseball and football, in 1982...batted .440 as a junior and .510 with school record 10 homers and 36 rbi in 25 games in senior year...turned down a football scholarship at Mississippi State University to sign with Toronto...his brother, Todd, caught one season in the minors (1988).

BORDERS (continued)

- CAREER:** Entering his 22nd year in pro baseball, his third season in the Mariners organization.
- 1982:** Drafted in the sixth-round of the June Draft by the Toronto Blue Jays...began his pro career with Medicine Hat, playing exclusively at third base.
- 1983:** Was team MVP at Florence...MVP of SAL All-Star Game...topped South Atlantic League 3rd basemen in games (125) and ranked 2nd in league in doubles (31).
- 1984:** Tied for the South Atlantic League lead in RBI (85) and ranked among the league leaders in total bases (T2nd), doubles (3rd), and slugging (3rd, .443) at Florence.
- 1985:** Saw action exclusively at 1st base for Kingston, leading the Carolina League in games.
- 1988:** Started with Toronto, going 3x4 with 5 RBI in Major League debut on April 6 at Kansas City...made only big league start at second base on May 3 at Seattle...was on DL from July 5-Aug. 19 with injured left rib cage...was on rehab assignment at Syracuse starting July 30, then optioned to Chiefs on Aug. 19...recalled by Toronto on Sept. 1.
- 1989:** Started 45 games at catcher and 14 as the dh...connected for only career grand slam, July 7 at Detroit.
- 1989:** Ranked third on Blue Jays in slugging (.497) and set career best for homers (15).
- 1991:** Tossed out 35.9% (28x78) of runner trying to steal (5th in A.L.)
- 1992:** Led A.L. catchers in games (137), assists (88), and total chances (880) and established career bests for runs (47) and walks (33) and was named most improved player by Toronto BBWAA chapter.
- 1993:** Topped league backstops in games (138), assists (80), and total chances (962) while setting career bests for at-bats (488), hits (124), doubles (30), and RBI (55).
- 1994:** Led A.L. catchers in assists (60) in final season with Blue Jays.
- 1995:** Played with Kansas City and Houston...started 35 games with the Royals and did not have an error in 200 chances behind the plate...traded to Houston on Aug. 12 and made 10 starts...collected 1st N.L. hit, Aug. 20 at Cincinnati...
- 1996:** Began season with St. Louis before designated for assignment on June 13...traded to California the next day...had 1st career 2-homer game, June 29 vs. Oakland...traded to Chicago White Sox on July 27.
- 1997:** Had career best .296 average, hitting in career-high 10 straight games, July 22-Aug. 13...handled 331 chances without an error in 53 total contests behind the plate.
- 1998:** Started 42 games for Cleveland behind the plate with Indians going 23-19 in those contests.
- 1999:** Started at Cleveland's Buffalo club before joining Indians on June 27...made 5 starts at catcher over next month before being outrighted back to Buffalo on July 30...was released on Aug. 31 and signed by Toronto that day...homered as DH in 1st game with Blue Jays, Sept. 1 vs. Minnesota, his 1st big league homer since Sept. 9, 1997.
- 2000:** Tossed out an International League best 45% (36x80) of runners attempting to steal...stole pro career best 7 bases after just 22 in prior 18 seasons, none since 1994...was I.L. player of the week, June 26-July 2...played for Gold Medal winning U.S. Olympic Team in Sydney, Australia, batting .429 (6x14)...was 2x3 with a double and rbi in 4-0 win over Cuba in Gold Medal Game.
- 2001:** Spent most of season with Tampa Bay's Durham club, starting 40 games at catcher, 37 as the dh, and 9 at 1st base...traded to Seattle organization on Aug. 27 and went 3x11 in 3 starts at catcher for Tacoma...was purchased by Mariners on Sept. 5 and appeared in 5 games behind the plate the rest of the year...lone start was on Sept. 20 vs. Anaheim...was not on Seattle's postseason roster.
- 2002:** Was released by the Texas organization during spring training and re-signed with the Mariners April 9...selected by Seattle Sept. 4...had a pinch-hit, RBI double on Sept. 28 at Anaheim, Seattle's first extra base hit by a pinch-hitter on the season...made lone start in Mariners final game of the year, Sept. 29 at Anaheim and was 1x2...granted free agency Nov. 4.
- POSTSEASON:** Has a career average of .321 (35-109) in 30 postseason games...average in 12 World Series games is .372 (16-43), 9th highest in history among players with 40 or more WS at bats...went hitless in Game 3 of 1993 ALCS vs. Chicago to end 2 streaks...snapped 16-game postseason hitting streak, one shy of record shared by Yankees Hank Bauer (1956-58) and Derek Jeter (1998-99)...also ended ALCS streak at 10 games, 2 shy of mark...had 8-game World Series hit streak ended in Game 3 of 1993 fall classic vs. Philadelphia...hit safely in all 6 games of 1992 World Series against Atlanta

BORDERS (continued)

at .450 (9-20) to earn MVP honors, only the 6th catcher so honored...caught 260 of 261 postseason innings for Blue Jays in 1992...started all 5 games of 1991 ALCS against Minnesota...RBI single in Game 4 of 1989 ALCS vs. Oakland in only appearance.

AWARDS: Was Most Valuable Player in the 1992 World Series.

BORDERS' PLAYING RECORD

YR	Club	AVG	G	AB	R	H	2B	3B	HR	RBI	HB	BB	SO	SB-CS	E	OBP
1982	Medicine Hat	.304	61	217	30	66	12	2	5	33	0	24	52	1-0	—	.000
1983	Florence	.274	131	457	62	125	31	4	5	54	0	46	116	4-0	—	.000
1984	Florence	.276	131	467	69	129	32	5	12	85	1	56	109	3-4	25	.353
1985	Kinston	.261	127	460	43	120	16	1	10	60	1	45	116	6-5	20	.327
1986	Florence	.375	16	40	8	15	7	0	3	9	0	2	9	0-0	0	.405
	Knoxville	.353	12	34	3	12	1	0	2	5	0	1	6	3-0	3	.371
	Kinston	.328	49	174	24	57	10	0	6	26	1	10	42	0-0	7	.365
1987	Dunatm	.364	3	11	0	4	0	0	0	1	0	0	3	0-0	0	.364
	Knoxville	.292	94	349	44	102	14	1	11	51	2	20	56	2-5	12	.332
1988	TORONTO	.273	56	154	15	42	6	3	5	21	0	3	24	0-0	7	.285
	Syracuse	.242	35	120	11	29	8	0	3	14	0	16	22	0-0	2	.326
1989	TORONTO	.257	94	241	22	62	11	1	3	29	1	11	45	2-1	6	.290
1990	TORONTO	.286	125	346	36	99	24	2	15	49	0	18	57	0-1	4	.319
1991	TORONTO	.244	105	291	22	71	17	0	5	36	1	11	45	0-0	4	.271
1992	TORONTO	.242	138	480	47	116	26	2	13	53	2	33	75	1-1	8	.290
1993	TORONTO	.254	138	488	38	124	30	0	9	55	2	20	66	2-2	13	.285
1994	TORONTO	.247	85	295	24	73	13	1	3	26	0	15	50	1-1	8	.284
1995	KANSAS CITY	.231	52	143	14	33	8	1	4	13	0	7	22	0-0	0	.267
	HOUSTON	.114	11	35	1	4	0	0	0	0	0	2	7	0-0	1	.162
1996	ST. LOUIS	.319	26	69	3	22	3	0	0	4	0	1	14	0-1	3	.329
	CALIFORNIA	.228	19	57	6	13	3	0	2	8	0	3	11	0-1	0	.267
	CHICAGO	.277	31	94	6	26	1	0	3	6	0	5	18	0-0	3	.313
1997	CLEVELAND	.296	55	159	17	47	7	1	4	15	2	9	27	0-2	0	.341
1998	CLEVELAND	.238	54	160	12	38	6	0	0	6	2	10	40	0-2	8	.289
1999	Buffalo	.237	55	198	17	47	7	0	5	23	3	12	31	0-1	5	.290
	CLEVELAND	.300	6	20	2	6	0	1	0	3	0	0	3	0-1	2	.300
	TORONTO	.214	6	14	1	3	0	0	1	3	0	1	2	0-0	0	.267
2000	Durham	.273	96	348	44	95	16	0	22	55	1	20	67	7-2	3	.311
2001	Durham	.236	87	313	26	74	15	1	2	28	2	16	61	3-2	4	.278
	Tacoma	.273	3	11	2	3	0	0	1	2	1	1	1	0-0	0	.385
	SEATTLE	.500	5	6	1	3	0	0	0	0	0	0	1	0-0	1	.500
2002	Tacoma	.265	92	317	42	84	16	1	12	27	5	11	47	3-2	5	.289
	SEATTLE	.500	4	4	0	2	1	0	0	1	0	0	1	0-0	0	.500
2003	SEATTLE	.143	12	14	1	2	1	0	0	1	0	1	5	0-0	0	.200
	Tacoma	.314	79	293	36	92	27	1	12	51	20	54	1-2	6	.363	
Mariners Totals		.292	21	24	2	7	2	0	0	2	0	1	7	0-0	1	.320
AL Totals		.256	985	2966	264	760	154	12	67	325	10	147	492	6-12	66	.292
NL Totals		.250	37	104	4	26	3	0	0	4	0	3	21	0-1	4	.271
ML Totals		.256	1022	3070	268	786	157	12	67	329	10	150	513	6-13	70	.291

LEAGUE CHAMPIONSHIP SERIES RECORD

YEAR	CLUB, OPP	AVG	G	AB	R	H	2B	3B	HR	RBI	HB	BB	SO	SB-CS	OBP
1989	Tor. vs. Oak.	1.000	1	1	0	1	0	0	0	1	0	0	0	0-0	1.000
1991	Tor. vs. Min.	.263	5	19	0	5	1	0	0	2	0	0	0	0-0	.263
1992	Tor. vs. Oak.	.318	6	22	3	7	0	0	1	3	0	1	1	0-0	.320
1993	Tor. vs. Chi.	.250	6	24	1	6	1	0	0	3	0	0	6	1-0	.250
LCS Totals		.288	18	66	4	19	2	0	1	9	0	1	7	1-0	.290

WORLD SERIES RECORD

YEAR	CLUB, OPP	AVG	G	AB	R	H	2B	3B	HR	RBI	HB	BB	SO	SB-CS	OBP
1992	Tor. vs. Atl.	.450	6	20	2	9	3	0	1	3	0	2	1	0-0	.500
1993	Tor. vs. Phi.	.304	6	23	2	7	0	0	0	1	0	2	1	0-0	.360
WS Totals		.372	12	43	4	16	3	0	1	4	0	4	2	0-0	.426

SHIN-SOO CHOO (69)

POSITION: Outfielder

AGE: 21, turns 22 July 13

BORN: 7-13-82 in Pusan, Korea

BATS: Left

THROWS: Left

HEIGHT: 5-11

WEIGHT: 178

ML SERVICE: None

ACQUIRED: Signed as a non-drafted free agent Aug. 13, 2000 by Mariners scouts Jae Lee and Jim Colborn.

2003: Spent full season with Inland Empire...set new career highs in triples (13), home runs (9) and RBI (55)...the 13 triples led the Cal League...helped 66ers claim Cal League title.

PERSONAL: Shin-Soo Choo...resides in Pusan, Korea...attended Pusan High School and was teammates with Mariner farmhand Cha Seung Baek...named MVP and "Best Pitcher" in the 1999 and 2000 President's Cup, Korea's most prestigious high school tournament...received same two honors in the 1999 and 2000 Pusan City Championships...was a member of the 2000 Korean Junior National Team which competed in the Junior AAA Championships.

CAREER: Has spent his entire pro career in Mariners minor league system.

2000: Began pro career by participating in the Mariners Fall Instructional League.

2001: Hit .302 (60x199) in 51 games, all in center field, with Peoria...had 13 hits and 9 RBI in first 4 games played...drove in 5 runs while going 5x5 with a double and 2 home runs June 26 vs. Athletics...had 8-game hit streak July 3-13, going 12x33 (.367) during the streak...promoted to Wisconsin in early Sept., and hit in all 3 games played...participated in the Mariners Arizona Instructional League.

2002: Named Wisconsin's Most Valuable Player by Mariners organization...his 37 stolen bases was second-most among Mariners farm hands while his .303 batting average was tied for fourth-best....417 slugging percentage ranked third in the league...reached base safely in 98 of 119 games...collected 9 RBI over 4 games from April 6-10, including 5 RBI April 10 at Burlington...hit .475 (19x40) in 11 games May 4-16...selected as a starter on the Midwest League West All-Star Team in June...batted .556 (10x18) over 5 games from July 26-30...transferred to San Bernardino from Wisconsin Aug. 22...named to SportsTicker's All-Teen Team at the end of the season.

CHOO'S PLAYING RECORD

YEAR	CLUB	AVG.	G	AB	R	H	2B	3B	HR	RBI	BB	SO	SB
2001	Peoria	.302	51	199	51	60	10	10	4	35	34	49	12
	Wisconsin	.462	3	13	1	6	0	0	0	3	1	3	2
2002	Wisconsin	.302	119	420	69	127	24	8	6	48	70	98	34
	San Bernardino	.308	11	39	14	12	5	1	1	9	9	9	3
2003	Inland Empire	.286	110	412	62	118	18	13	9	55	44	84	18

WIKI GONZALEZ (7)

POSITION: Catcher

AGE: 29, turns 30 May 17

BORN: 5-17-74 in Aragua, VZ

BATS: Right

THROWS: Right

HEIGHT: 5-11

WEIGHT: 203

ML SERVICE: 3 years, 101 days

ACQUIRED: Traded to Seattle with Kevin Jarvis (rhp), Dave Hansen (inf) and Vince Faison (of) from San Diego for Jeff Cirillo (inf), Brian Sweeney (rhp) and cash on January 6, 2004.

2003: Appeared in 24 games before being outrighted to triple-A Portland on May 17, where he spent the remainder of the season...took the mound for the first time in his career during a 15-6 loss to Atlanta May 15 at Qualcomm Stadium; worked a scoreless 9th inning, allowing just one walk...had a season-high seven game hit streak twice, June 23-July 1 and August 21-29 with Portland...strained his left calf running to first base July 4 vs. Edmonton and placed on the seven-day disabled list the following day.

PERSONAL: Wiklenman Vicente Gonzalez...resides in Pablo Negro, VZ.

CAREER:

1994: Spent season with rookie-level Bradenton.

1995: Hit .241 with three home runs and 36 RBI with Augusta.

GONZALEZ (continued)

- 1996:** Spent season with Augusta...fanned once every 12.0 at-bats, second-best ratio in the South Atlantic League...set career-high with 21 doubles and 28 extra-base hits.
- 1997:** Split season between Rancho Cucamonga and Mobile...hit in 12 of 13 games (18x43, .419) with five home runs and 17 RBI May 24-June 13.
- 1998:** Spent second consecutive season split between Rancho Cucamonga and Mobile, combining to bat .306 in 97 games...opened and closed the season with the Quakes, but appeared in 22 games with Mobile between June 21 and August 7...combined committed only three errors in 477 total chances in 56 games behind the plate for a .994 fielding percentage.
- 1999:** Started season at Mobile...hit .366 (15x41) with three doubles, a triple, three home runs and 14 RBI in his first 11 games, including a season-opening seven-game hitting streak...promoted to Las Vegas in July...hit safely in his first 12 games, batting .391 (18x46)...promoted to San Diego on Aug. 13...made ML debut Aug. 14 vs. Florida, hitting 3x4 with a triple...named best defensive catcher in the Southern League in *Baseball America's* Best Tools survey of league managers.
- 2000:** Had first full ML season, appearing in 95 games while making 72 starts behind the plate...hit .378 in his first 11 games, but batted only .211 the rest of the way...recorded his first ML stolen base, April 9 at Montreal...recorded a career-high three RBI, April 21 at Houston...had 15 multi-hit contest, including four games with three hits to match career best...gunned down 23 of 68 runners attempting to steal (a team-high 33.8%)...posted a .991 fielding percentage with five errors in 572 total chances.
- 2001:** Appeared in 47 games behind the plate, 37 starts...slugged a personal-best eight homers, matching his home run total for the previous two seasons...was on the disabled list June 3-July 3 with a sprained right ankle, missing 29 games...returned to hit .362 in July and Aug. to raise his average to .322.
- 2002:** Suffered through an injury-plagued season appearing in just 56 games due to a fractured left hook of hamate, a right hip-flexor strain and sore throwing elbow...lone home run came June 16 vs. Seattle off Jamie Moyer...hit .387 in interleague play...had off season surgery Oct. 3 to remove five small bone chips from his right elbow.
- POSTSEASON EXPERIENCE:** None.

GONZALEZ'S PLAYING RECORD

YEAR	CLUB	AVG	G	AB	R	H	2B	3B	HR	RBI	HB	BB	SO	SB-CS	E	OBP
1994	Pirates	.336	41	143	25	48	8	2	4	26	3	13	13	2-3	12	.400
1995	Augusta	.241	84	278	41	67	17	0	3	36	2	26	32	5-4	6	.305
1996	Augusta	.253	118	419	52	106	21	3	4	62	7	58	40	4-6	23	.350
1997	Rancho Cucamonga	.300	33	110	18	33	9	1	5	26	0	7	25	1-1	2	.339
	Mobile	.273	47	143	15	39	7	1	4	25	2	10	12	1-1	3	.327
1998	Rancho Cucamonga	.288	75	292	51	84	24	2	10	59	4	26	54	0-0	3	.346
	Mobile	.388	22	67	20	26	9	0	4	26	2	14	4	0-0	0	.494
1999	Mobile	.338	61	25	38	76	16	2	10	49	7	29	28	0-0	7	.424
	Las Vegas	.272	24	92	13	25	6	0	6	12	3	5	10	0-0	3	.330
	SAN DIEGO	.253	30	83	7	21	2	1	3	12	1	1	8	0-0	1	.271
2000	SAN DIEGO	.232	95	284	25	66	15	1	5	30	3	30	31	1-2	5	.311
2001	SAN DIEGO	.275	64	180	16	44	6	0	8	27	4	11	28	2-0	3	.335
	Lake Elsinore#	.154	4	13	1	2	0	0	0	1	0	2	4	0-0	0	.250
2002	SAN DIEGO	.220	55	164	16	36	6	1	1	20	1	27	24	0-0	6	.330
	Lake Elsinore#	.340	19	53	10	18	8	0	1	6	4	12	3	0-0	2	.486
2003	SAN DIEGO	.200	24	65	1	13	5	0	0	10	1	5	13	0-0	1	.264
	Portland	.282	44	149	17	42	6	1	4	20	3	21	12	1-0	4	.379
ML Totals		.238	269	756	65	180	36	3	17	99	10	74	104	3-2	16	.312

BUCKY JACOBSEN (33)

POSITION: Infielder

AGE: 28, turns 29 Aug. 30

BORN: 8-30-75 in Riverton, WY

BATS: Right

THROWS: Right

HEIGHT: 6-4

WEIGHT: 220

ML SERVICE: None.

Acquired: Signed as a minor league free agent on Nov. 10, 2003.

2003: Hit safely in 91 of 131 games with AA Tennessee in the St. Louis organization...had eight five-games or more hit streaks, including a season-high 10-game hit streak from April 24-May 4...had 32 multi-hit games, including two four-hit games...hit a career-high 31 home runs...led the league in home runs (31), slugging percentage (.564) and runs scored (84), finished second in RBI (84) and extra-base hits (56), fourth in hits (133) and on-base percentage (.388) and seventh in average (.298)...selected to the Southern League All-Star team...selected by *Baseball America* as a Double-A All-Star.

PERSONAL: Larry William Jacobsen...resides in Hermiston, OR...attended Lewis and Clark State in Idaho.

CAREER: Spent most of his career in the Brewers minor league system (1997-2002) before spending last season in the St. Louis system.

1997: Drafted in the 7th round of the June draft...began pro career with Ogden...

1998: Had 31 doubles, 27 home runs and 100 RBI with Beloit.

1999: Split season between Huntsville and Stockton.

2000: Returned to Huntsville, but was limited to 81 games.

2001: Had a combined 27 doubles, 22 homers and 81 RBI between Indianapolis and Huntsville.

2002: In final season in Brewers organization, had 20 doubles, 15 HR and 60 RBI in 95 games splitting time in Huntsville and New Haven.

JACOBSEN'S PLAYING RECORD

YEAR	CLUB	AVG.	G	AB	R	H	2B	3B	HR	RBI	HB	BB	SO	SB-CS	E	OBP
1997	Ogden	.328	67	238	57	78	17	2	8	52	3	41	44	6-6	7	.427
1998	Beloit	.293	135	499	96	146	31	1	27	100	8	83	133	5-2	8	.399
1999	Huntsville	.193	47	150	20	29	6	1	3	19	3	20	32	4-1	10	.292
	Stockton	.250	46	156	22	39	8	0	5	22	4	21	40	3-3	1	.352
2000	Huntsville	.276	81	268	44	74	14	0	18	50	4	51	69	4-2	8	.394
2001	Indianapolis	.247	86	300	42	74	18	1	12	53	4	26	78	0-0	10	.312
	Huntsville	.441	27	93	21	41	9	0	10	28	1	15	14	1-2	3	.518
2002	Huntsville	.253	61	198	31	50	9	2	11	39	4	22	41	2-2	6	.336
	New Haven	.294	34	102	13	30	11	0	4	21	2	9	25	0-0	2	.360
2003	Tennessee	.298	131	447	84	133	24	1	31	84	13	56	91	3-1	16	.388

ADAM JONES (83)

POSITION: Infielder

AGE: 18, turns 19 Aug. 1

BORN: 8-1-85 in San Diego, CA

BATS: Right

THROWS: Right

HEIGHT: 6-2

WEIGHT: 180

ML SERVICE: None

ACQUIRED: Mariners' first round selection in the 2003 June draft; signed by Mariners scout Joe Bohringer.

2003: began pro career with Peoria...hit safely in seven of first eight games...had eight multi-hit games, including four 3-hit games...hit .362 (17x47) in final eight games before being promoted to Everett on Sept. 2...hit .462, with three multi-hit games in three starts with Everett...participated in the Mariners 2003 Arizona Instructional League.

PERSONAL: Adam Jones...resides in San Diego, CA...graduated from Morse High School in San Diego, California in June 2003...hit .406 with 27 RBI and four home runs during his senior season, while posting a 3-3 record with a 2.71 ERA on the mound...

JONES' PLAYING RECORD

YEAR	CLUB	AVG.	G	AB	R	H	2B	3B	HR	RBI	HB	BB	SO	SB-CS	E	OBP
2003	Peoria	.284	28	109	18	31	5	1	0	8	10	5	19	5-1	10	.368
	Everett	.462	3	13	2	6	1	0	0	4	0	1	3	0-0	2	.467

JOSE LOPEZ (56)**POSITION:** Infielder**AGE:** 20**BORN:** 11-24-83 in Anzoategui, VZ**BATS:** Right**THROWS:** Right**HEIGHT:** 6-2**WEIGHT:** 170**ML SERVICE:** None**ACQUIRED:** Signed as a non-drafted free agent July 2, 2000; signed by Mariners scouts Bob Engle and Jose Moreno.

2003: Played three different infield positions (second base, shortstop and third base) in 132 games with San Antonio...hit safely in four straight at-bats, including two home runs, April 19...had six hit streaks of five or more games...finished third in the league with 35 doubles...was third on the Missions in hits (139) and home runs (13)...had 41 multi-hit games, including four four-hit games...selected to start in the 2003 Texas League All-Star Game...named to the Texas League Postseason All Star Team...hit .391 (9x23) with three runs, two home runs, a stolen base and five RBI in five games in the postseason...played for Lara in the Venezuelan Winter League.

PERSONAL: Jose Celestino Lopez...resides in Anzoategui, VZ.**CAREER:** Has spent entire career in the Mariners minor league system.

2001: Named Everett's MVP by the Mariners...batted .322 (47x146) in 34 home games...had 24 multi-hit games...took part in the Mariners Arizona Instructional League...

2002: Named the Mariners Minor League Player of the Year in 2002 with San Bernardino...led the CAL League with 169 hits and 39 doubles...his .324 average was second-highest among all Mariners minor leaguers while his 31 steals ranked fourth...had second-highest batting average in Cal League and was fifth in steals...was the league's youngest hitter...selected to play for the World Team at the 2002 MLB Future's Game in Milwaukee; at age 18, was the game's youngest player...named as second baseman to SportsTicker's 2002 All-Teen Team...hit .345 with Lara in the Venezuela Winter League...

J. LOPEZ'S PLAYING RECORD

YEAR	CLUB	AVG.	G	AB	R	H	2B	3B	HR	RBI	HB	BB	SO	SB-CS	E	OBP
2001	Everett	.256	70	289	42	74	15	0	2	20	10	13	44	13-6	14	.309
2002	San Bernardino	.324	123	522	82	169	39	5	8	60	5	27	45	31-13	31	.360
2003	San Antonio	.258	132	538	82	139	35	2	13	69	10	27	56	18-8	28	.303

MICKY LOPEZ (30)**POSITION:** Infielder**AGE:** 30**BORN:** 11-17-73 in Miami, FL**BATS:** Both**THROWS:** Right**HEIGHT:** 5-9**WEIGHT:** 170**ML SERVICE:** None**ACQUIRED:** Signed as a minor league free agent April 10, 2003.

2003: Named by the Rainiers as team MVP and top defensive player; committed only nine errors...started the season hitting .339 (20x59) in the month of April...had 31 multi-hit games, including a season high four-hit game on April 27...had a season-high 10-game hit streak, hitting .444 (16x36) with 13 runs, seven RBI and three doubles, from Aug. 2-13.

PERSONAL: Raymond Michael Lopez...resides in Miami, FL...graduated from Westminster Christian High School in 1992...graduated from Florida State Univ. with a BA in sports management in 1997.**CAREER:** Has spent nine seasons in the minor leagues, the last two in the AAA Pacific Coast League.

1995: Was the Milwaukee Brewers 13th round pick in the June draft...collected 41 RBI in 57 games with Helena and was named to the Pioneer League postseason All-Star Team.

1997: Named to the Texas League mid-season All-Star Team with El Paso.

1999: Collected a career-high 79 RBI (combined) with Huntsville and Louisville.

2001: Spent full season with one team for first time since 1995 and responded with 18 doubles, 11 HR and 47 RBI.

2002: Had 25 doubles in 107 games with AAA Iowa.

M. LOPEZ'S LIFETIME RECORD

YEAR	CLUB	AVG.	G	AB	R	H	2B	3B	HR	RBI	HB	BB	SO	SB-CS	E	OBP
1995	Helena	.324	57	225	66	73	19	2	1	41	5	38	20	12-8	20	.426
1996	Stockton	.281	64	217	30	61	10	1	0	25	4	23	36	6-4	10	.359
	Beloit	.271	61	236	35	64	10	2	0	14	1	28	36	12-8	12	.351
1997	El Paso	.300	134	483	79	145	21	10	3	58	5	48	60	20-10	17	.366
1998	El Paso	.277	120	459	81	127	24	9	2	64	2	46	61	12-10	34	.342
	Louisville	.250	3	4	1	1	0	0	0	0	0	2	0	0-0	0	.500
1999	Huntsville	.298	83	315	58	94	16	5	5	40	5	46	46	31-4	12	.392
	Louisville	.320	49	181	43	58	17	2	5	31	2	37	25	11-7	6	.439
2000	Indianapolis	.260	67	208	38	54	14	1	2	22	4	37	26	14-7	13	.375
	Huntsville	.335	53	212	42	71	22	4	4	26	0	30	32	16-7	6	.416
2001	Reading	.272	107	382	71	104	18	6	11	47	7	63	58	21-6	15	.383
2002	West Tenn	.274	17	62	11	17	2	0	0	7	1	5	9	5-2	9	.324
	Iowa	.263	107	338	48	89	25	1	5	39	4	39	45	8-5	10	.340
2003	Tacoma	.275	129	455	68	125	23	4	7	41	6	47	50	20-12	9	.346

MIKE MYERS (53)

POSITION: Left Handed Pitcher

AGE: 34, turns 35 June 26

BORN: 6-26-69 in Arlington Heights, IL

BATS: Left

THROWS: Left

HEIGHT: 6-3

WEIGHT: 219

ML SERVICE: 9 years, 10 days

ACQUIRED: Signed as a minor league free agent Jan. 19, 2004.

2003: Made 64 appearances with Arizona, the fewest games in any of his 8 full big league seasons...among NL relievers, was ninth, stranding 77% of inherited runners (41 of 53)...from April 20 through the remainder of the season, lefties hit only .190 (12x63) for an overall .237 (18x76) mark...allowed 5 runs April 15 vs. Colorado, the highest total he'd surrendered since giving up 6 runs for Milwaukee on April 14, 1999 at Montreal...limited left-handed batters to a 1x23 performance from April 20-July 2 (Philadelphia's Jim Thome, May 7, got the hit)...was scored upon in only 2 of his first 26 appearances on the season...Ryan Klesko, SD, homered July 20; it was the first home run for a left-handed hitter against Myers since Jeromy Burnitz, MIL, went deep on Sept. 28, 2001...made his 600th career appearance on Aug. 21 vs. the Reds...was scored upon in only 2 of his final 17 appearances on the season.

PERSONAL: Michael Stanley Myers...resides in Littleton, CO with his wife, Robyn, children: sons, Christian (2/13/96) and Daryl (10/7/97) and daughter, Laryssa (12/22/00) ...graduated from Crystal Lake Central (Ill.) High School, where he lettered in baseball, basketball and soccer...attended Iowa State University (1988-90) and earned 1989 All-Big Eight honors in baseball...helped Team USA win a silver medal in the 1989 IBA Presidential Cup in Taiwan...won a gold medal with Team USA at the 1987 U.S. Olympic Festival...contributed funds to build a youth field in Steamboat Springs, CO in 2000.

CAREER: Since 1999, he's stranded 82% of inherited runners (247 of 302) and has held opponents to a .200 (48-for-240) batting average with runners in scoring position...he limited lefties to a .196 mark (95x485) from 1998-2003.

1990: Began pro career with Everett in the Northwest League.

1991: Named a Midwest League All-Star for MWL championship.

1992: Allowed just 1 home run during the season (92.1 innings) with the roundtripper occurring in his final outing on August 30.

1993: Recorded a team-leading 27 starts at Edmonton (AAA), tying for second in the PCL.

1994: Started year at Edmonton (AAA), making 1 start before landing on DL April 13 with bone spurs in his left elbow...rehabed with Brevard County.

1995: Pitched for 4 teams in 4 leagues, including big league action with Florida and Detroit...made Florida's Opening Day roster and made his big league debut in the April 25 opener, tossing a shutout inning against the Dodgers...was optioned to Charlotte (AAA) May 6, and pitched there until the Tigers acquired him on Aug. 8 as PTBNL...made 11 relief appearances for Detroit, including his first Major League win, Sept. 19 vs. Baltimore.

1996: Made 83 appearances with Detroit, breaking the Tigers record (Willie Hernandez, 80, 1984)...also set a ML rookie appearance record (prev: Mitch Williams, Texas, 80, 1986).

1997: Pitched in 88 games, 2 shy of the A.L. appearance record, while establishing a Tiger club record for the second straight season.

MYERS (continued)

- 1998:** Led the N.L. with 23 holds...surrendered only 1 earned run from Opening Day to May 20...from May 26-July 16, worked 22 games without allowing an earned run...Myers had a 0.58 ERA at the All-Star break, but posted a 6.16 mark post ASB.
- 1999:** Allowed only 15% of the runners he inherited to score, the second-best mark in the N.L. to Colorado's Jerry Dipoto (13%) ...worked a career-high 2.1 innings on June 12 against the Twins...career-best 4 strikeouts in a game Sept. 8 vs. Arizona.
- 2000:** Was third in the N.L. with 78 appearances...compiled a career-low 1.99 ERA...stranded 55 of the 64 runners he inherited, (86%) second in the NL...lone save of the year was against his former mates on June 2 at Milwaukee, his first since May 15, 1998, with the Brewers against the Rockies...he finished the year with a 2.05 ERA in 43 appearances at Coors Field...did not allow a run until Colorado's 76th game of the year, his 34th appearance, opening the campaign with 18.1 consecutive shutout innings... held opposing left-handers to .120 average (11x92)...selected to travel to Japan in November as part of MLB's All-Star Goodwill tour.
- 2001:** Made 73 appearances for the Rockies, joining Baltimore's Buddy Groom as the only hurlers in history to appear in at least 70 games for 6 consecutive seasons (Groom extended the record with 70 appearances in 2002)...only 7 hurlers had ever recorded at least 70 appearances in 4 consecutive years...stranded 51 of the 65 runners he inherited for a 78% success rate, the eighth best figure in the NL...retired 49 of 73 first batters faced, a 67% success rate...limited LH to a collective .231 mark (21x91)...had a 2.88 season ERA entering the month of Sept., but allowed 5 ER over final 5.2IP.
- 2002:** Won a career-high 4 games and notched 4 saves, matching his combined total from previous 5 seasons, and his highest total since recording 6 for Detroit in 1996...finished second on the club with 69 appearances, coming up an outing shy of his 7th consecutive 70-appearance year...totaled only 37.0 innings, his lowest total since splitting his rookie season with Florida and Detroit in 1995...left-handed hitters opened the season 0-for-24 with 13 strikeouts against Myers until Philadelphia's Travis Lee doubled on May 16...recorded saves in back-to-back outings on April 16-20, the first time he'd rescued consecutive games since August 7-9, 1996, while with Detroit...was scored upon in only 2 of 30 outings from June 27-September 5.

DIVISION SERIES HIGHLIGHTS...Totaled 1.2 shutout innings against St. Louis in 2002...closed out the ninth inning of Game #2(0.2IP, 1H)...worked a scoreless eighth inning in the series finale.

MYERS' LIFETIME RECORD

YEAR	CLUB	W-L	ERA	G	GS	CG	SHO	SV	IP	H	R	ER	HR	HB	BB	SO
1990	Everett	4-5	3.90	15	14	1	0	0	85.1	91	43	37	9	5	30	73
1991	Clinton	5-3	2.62	11	11	1	0	0	65.1	61	23	19	3	0	18	59
	AZL Giants	0-1	12.00	1	0	0	0	0	3.0	5	5	4	0	0	2	2
1992	Clinton	1-2	1.19	7	7	0	0	0	37.2	28	11	5	0	2	8	32
	San Jose	5-1	2.30	8	8	0	0	0	54.2	43	20	14	1	2	17	40
1993	Edmonton	7-14	5.18	27	27	3	0	0	161.2	195	109	93	20	10	52	112
1994	Edmonton	1-5	5.55	12	11	0	0	0	60.0	78	42	37	9	3	21	55
	+BrevardCity	0-0	0.79	3	2	0	0	0	11.1	7	1	1	1	0	4	15
1995	Charlotte	0-5	5.65	37	0	0	0	0	36.2	41	25	23	6	0	15	24
	Toledo	0-0	4.32	6	0	0	0	0	8.1	6	4	4	1	1	3	8
	FLORIDA	0-0	0.00	2	0	0	0	0	2.0	1	0	0	0	0	3	0
	DETROIT	1-0	9.95	11	0	0	0	0	6.1	10	7	7	1	2	4	4
1996	DETROIT	1-5	5.01	#83	0	0	0	6	64.2	70	41	36	6	4	34	69
1997	DETROIT	0-4	5.70	*88	0	0	0	2	53.2	58	36	34	12	2	25	50
1998	MILWAUKEE	2-2	2.70	70	0	0	0	1	50.0	44	19	15	5	6	22	40
1999	MILWAUKEE	2-1	5.23	71	0	0	0	0	41.1	46	24	24	7	3	13	35
2000	COLORADO	0-1	1.99	78	0	0	0	1	45.1	24	10	10	2	2	24	41
2001	COLORADO	2-3	3.60	73	0	0	0	0	40.0	32	17	16	2	1	24	36
2002	ARIZONA	4-3	4.38	69	0	0	0	4	37.0	39	18	18	2	8	17	31
2003	ARIZONA	0-1	5.70	64	0	0	0	0	36.1	38	23	23	4	5	21	21
AL Totals		2-9	5.56	182	0	0	0	8	124.2	138	84	77	19	8	63	123
NL Totals		10-11	3.79	427	0	0	0	6	252.0	224	111	106	22	25	124	204
ML Totals		12-20	4.37	609	0	0	0	14	376.2	362	195	183	41	33	187	327

DIVISION SERIES RECORD

YEAR	CLUB, OPP	W-L	ERA	G	GS	CG	SHO	SV	IP	H	R	ER	HR	HB	BB	
2002	Ariz vs. St.L	0-0	0.00	2	0	0	0	0	1.2	2	0	0	0	0	1	0

JOSE NUNEZ (64)

POSITION: Left Handed Pitcher

AGE: 24, turns 25 March 14

BORN: 3-14-79 in Montecristy, DR

BATS: Left

THROWS: Left

HEIGHT: 6-2

WEIGHT: 175

ML SERVICE: 2 years

ACQUIRED: Signed as a minor league free agent Dec. 17, 2003.

2003: Re-signed as a free agent with San Diego Feb. 17...split the season between Lake Elsinore in the Cal League and Mobile in the Southern League...was limited to a combined 20.2 innings pitched after having left shoulder surgery.

PERSONAL: Jose Antonio Nunez...resides in Montecristy, DR.

CAREER:

1996: Signed as a non-drafted free agent by the Mets.

1997: Spent second season with Mets DSL club.

1998: Was second in strikeouts, first in losses, second in innings pitched, second in home runs allowed, seventh in ERA and 1st in complete games.

1999: Was second in walks per nine innings pitched (among starters) at 1.94.

2000: Worked predominantly in the bullpen for first time in his career, making just five starts with Columbia and 29 relief appearances...struck out 112 while walking 23...selected by Los Angeles in the Major League Rule V draft.

2001: Made ML debut with the Dodgers, appearing in six games...claimed on waivers by San Diego May 11...was 4-1, 3.31 in 56 games with the Padres.

2002: Limited to one game with San Diego after having left shoulder surgery...released by the Padres Nov. 5.

NUNEZ' PLAYING RECORD

YEAR	CLUB	W-L	ERA	G	GS	CG	SHO	SV	IP	H	R	ER	HR	BB	SO
1998	Mets	3-7	2.38	13	11	1	0	0	68.0	60	26	18	6	12	69
1999	Kingsport	3-4	3.75	13	13	0	0	0	69.2	75	36	29	6	15	63
2000	Columbia	3-4	3.02	34	5	0	0	8	95.1	82	36	32	6	23	112
2001	LOS ANGELES	0-1	13.50	6	0	0	0	0	7.1	14	15	11	4	5	11
	SAN DIEGO	4-1	3.31	56	0	0	0	51.2	48	20	19	3	20	49	
2002	SAN DIEGO	0-0	0.00	1	0	0	0	0	1.0	0	0	0	0	1	0
2003	Lake Elsinore	0-0	1.04	8	0	0	0	0	8.2	7	2	1	0	2	3
	Mobile	1-2	6.00	9	0	0	0	0	12.0	11	10	8	1	4	11
ML Totals		4-2	4.50	63	0	0	0	0	60.0	62	35	30	7	26	60

LUIS OLIVEROS (66)

POSITION: Catcher

AGE 20, turns 21 June 18

BORN: 6-18-83 in Guatire, VZ.

BATS: Right

THROWS: Right

HEIGHT: 6-1

WEIGHT: 180

ML SERVICE: None.

RESIDENCE: Guarena, VZ

ACQUIRED: Signed as a non-drafted free agent June 18, 2000; signed by Mariners scouts Bob Engle and Ken Compton.

2003: Appeared in 93 games, mostly as catcher, for Inland Empire...hit safely in 13 of 15 games to start the season, hitting .386 (22x57) with seven runs, two home runs and nine RBI...hit .818 (9x11) with three doubles and two RBI in four games May 23-28...had 24 multi-hit games, including a season hit four-hit game on May 26...hit .307 (47x153) in 48 home games...participated in the Mariners 2003 Arizona Instructional League...played for Caracas in the Venezuelan Winter League.

PERSONAL: Luis G. Oliveros...resides in Guarena, VZ.

CAREER: Spent entire pro career in Mariners minor league system.

2000: Hitt .356 (31x87) in 28 games with Peoria...had 4 hits, including 3 doubles, and 4 RBI Aug. 26 vs. Cubs...

2001: Split season between Peoria and Everett...batted .374 in 25 games with Peoria before being promoted to Everett July 28...took part in the Mariners Fall Instructional League...

OLIVEROS (continued)

2002: Had .989 fielding percentage in 65 games behind the plate with Wisconsin...also played third and first base...played winter ball with Caracas in Venezuela...

OLIVEROS' PLAYING RECORD

YEAR	CLUB	AVG.	G	AB	R	H	2B	3B	HR	RBI	HB	BB	SO	SB-CS	E	OBP
2000	Peoria	.356	28	87	15	31	5	0	0	19	2	1	7	3-3	6	.374
2001	Peoria	.374	25	91	21	34	6	1	1	15	3	5	10	2-2	4	.424
	Everett	.240	26	100	7	24	3	0	4	17	2	1	15	0-0	4	.262
2002	Wisconsin	.229	82	280	16	64	11	0	0	20	7	8	32	1-4	6	.266
2003	Inland Empire	.286	93	322	43	92	19	0	5	41	7	18	24	2-3	5	.263

RENE RIVERA (73)

POSITION: Catcher

AGE: 20, turns 21 July 31

BORN: 7-31-83 in Bayamon, PR

BATS: Right

THROWS: Right

HEIGHT: 5-10

WEIGHT: 190

ML SERVICE: None

ACQUIRED: Mariners' second round pick in the 2001 June draft; signed by Mariners scouts Pedro Grifol and Rafael Santo Domingo.

2003: Spent full season with Wisconsin...batting average (.275) was second on the club...was second in home runs and fifth in doubles...caught 109 games as Timber Rattlers reached the postseason...set new career-highs in all offensive categories.

PERSONAL: Rene Rivera...resides in Bayamon, PR...graduated from Papa Juan XXIII High School in Puerto Rico in May, 2001...named MVP of the 2001 Excellence Tournament held in Puerto Rico.

CAREER: Spent entire pro career in Mariners minor league system.

2001: Began pro career with Everett...appeared in 15 games with the AquaSox before transferring to Peoria on July 28...batted .338 (24x71) in 21 games with Peoria...played briefly with Carolina in the Puerto Rican Winter League...participated in the Mariners Arizona Instructional League.

2002: Spent all season with Everett...had 9-game hit streak from Aug. 22-30...named the catcher on the Northwest League Postseason All-Star Team...participated in 2002 Arizona Instructional League, and played winter ball with Carolina in Puerto Rico.

RIVERA'S PLAYING RECORD

YEAR	CLUB	AVG.	G	AB	R	H	2B	3B	HR	RBI	BB	SO	SB
2001	Everett	.089	15	45	3	4	1	0	2	3	1	19	0
	Peoria	.338	21	71	13	24	4	0	2	12	2	11	0
2002	Everett	.242	62	227	29	55	18	1	1	26	16	38	5
2003	Wisconsin	.275	116	407	39	112	19	0	9	54	38	81	2

GEORGE SHERRILL (52)

POSITION: Left Handed Pitcher

AGE: 26, turns 27 April 19

BORN: 4-19-77 in Memphis, TN

BATS: Left

THROWS: Left

HEIGHT: 6'0

WEIGHT: 210

ML SERVICE: None.

ACQUIRED: Signed as a non-drafted free agent July 2, 2003; signed by Mariners scout Charley Kerfeld.

2003: Started the season at Independent Winnipeg...did not allow a run in his last 13 appearances (12 IP)...signed with the Mariners on July 2nd and was assigned to AA San Antonio...allowed only one earned run in 27.1 innings while striking out 31...did not allow an earned run in his first 10 appearances (19.2 IP)...held opponents to a .198 average.

PERSONAL: George Friederich Sherrill...resides in Memphis, TN...graduated from Austin Peay State in May 2000.

CAREER: Spent four seasons playing Independent League baseball prior to signing with Seattle in July, 2003.

SHERRILL (continued)

1999: Began pro career with Evansville in the Frontier League.

2000: Made 13 starts with Evansville, allowing only 71 hits in 75.1 innings.

2001: Pitched for Sioux Falls in the Northern League, making 48 appearances.

2002: Pitched for Winnipeg in the Northern League, striking out 61 in 41.1 innings.

SHERRILL'S PLAYING RECORD

YEAR	CLUB	W-L	ERA	G	GS	CG	SHO	SV	IP	H	R	ER	HR	BB	SO
1999	Evansville	2-4	3.15	22	4	1	1	2	40.0	40	20	14	3	18	33
2000	Evansville	3-5	4.66	13	13	1	0	0	75.1	71	45	39	5	35	61
2001	Sioux Falls	4-4	2.45	48	2	0	0	0	58.2	53	20	16	3	14	45
2002	Winnipeg	3-5	3.07	38	0	0	0	2	41.0	35	16	14	6	13	61
2003	Winnipeg	1-0	1.13	16	0	0	0	1	16.0	8	2	2	0	4	30
	San Antonio	3-0	0.33	16	0	0	0	0	27.1	19	2	1	1	12	31

RANDY WILLIAMS (79)

POSITION: Left Handed Pitcher

AGE: 28, turns 29 Sept. 18

BORN: 11-18-75 in Harlingen, TX

BATS: Left

THROWS: Left

HEIGHT: 6-3

WEIGHT: 195

ACQUIRED: Signed as a minor league free agent Sept. 30, 2002; signed by Mariners scouts Tim Schmidt and Charley Kerfeld.

2003: Appeared in 47 games between San Antonio and Tacoma...picked up the second save of his career and his first since 1999 on May 22...had two streaks of 12 or more scoreless innings (April 11-May 5, 12 IP and June 11-30, 13 IP)...struck out a season-high seven batters in three innings on June 11...held left-handed batters to a .181 average...promoted to Tacoma on July 3, appearing in 18 games.

PERSONAL: Randall Duane Williams...resides in Houston, TX...attended Lamar College in Beaumont, TX.

CAREER: Prior to 2002, struggled to overcome injuries since his debut in 1997.

1997: Selected by Chicago Cubs in 12th round of June draft...missed season after undergoing surgery to tighten the capsule in his left shoulder.

1998: Limited to 2 games with the Cubs' Arizona League team.

1999: Made 14 appearances, 9 starts, with Daytona.

2000: Had Tommy John surgery in March, and missed entire season re-habbing.

2001: Missed entire season re-habbing from Tommy John surgery.

2002: Returned to action with Edinburg (independent) after missing previous two seasons...allowed an earned run in just 6 of his 42 relief appearances...held opponents to a .193 (36x187) batting average...had 21 consecutive scoreless relief appearances from July 2-Aug. 20 (23.1 IP)...allowed just one run over final 29.1 IP.

WILLIAMS' PLAYING RECORD

YEAR	CLUB	W-L	ERA	G	GS	CG	SHO	SV	IP	H	R	ER	HR	BB	SO
1997															
1998	Cubs	1-0	0.00	2	1	0	0	0	3.0	0	0	0	0	2	6
1999	Daytona	3-4	4.75	14	9	0	0	1	53.0	55	36	28	5	30	47
2000															
2001															
2002	Edinburg	5-2	1.20	42	0	0	0	10	52.2	36	8	7	1	12	77
2003	San Antonio	4-1	1.73	29	0	0	0	2	41.2	33	9	8	2	7	38
	Tacoma	2-2	5.26	18	0	0	0	1	25.2	25	17	15	3	11	19

A.J. ZAPP (67)**POSITION:** Infielder**AGE:** 25, turns 26 April 28**BORN:** 4-28-78 in Indianapolis, IN**BATS:** Left**THROWS:** Right**HEIGHT:** 6-3**WEIGHT:** 190**ML SERVICE:** None**ACQUIRED:** Signed as a minor league free agent Nov. 1, 2002.

2003: Posted his highest batting average since 1997, hitting .278 for Texas League Champion San Antonio...hit .296 (126x426) vs. right-handed pitching despite recording 139 strikeouts; hit only .206 vs. LHP (21x102) with 39 K's...among Texas League batters, was second in total bases (262), third in doubles (35), second in extra-base hits (62), second in home runs (26), third in RBI (92), fifth in RBI (84), and first in strikeouts (178)...named Texas League All-Star DH and *Baseball America* double-A All-Star.

PERSONAL: Andrew Joseph Zapp...resides in Greenwood, IN...graduated from Carter Grove High School in Indiana 1996.

CAREER: Spent seven years in the Atlanta system before signing with Seattle prior to the 2003 season.

1996: Selected by the Atlanta Braves in the first round (27th overall) of the June draft.

1997: Hit .338 and finished second in the Appalachian League with 23 doubles with Danville...ranked fourth in batting while his 56 RBI ranked fifth in the league...named to Howe Sportdata's Appalachian League All-Teen Team.

1998: Playing time with Macon was limited to 20 games due to a broken finger on his right hand which landed him on the disabled list from April 28-Sept. 23.

1999: Career-high 22 home runs ranked fourth in South Atlantic League.

2000: Logged a career-high 103 hits while batting .268 in 107 games with Myrtle Beach...was mid-season Carolina League All-Star.

2001: Hit safely in first 14 of 17 games played with Greenville...season was cut short due to a fractured lower back which landed him on the disabled list from July 11 through the end of the season.

2002: Split season between Greenville and Richmond...began the year at AA-Greenville...appeared in 85 games, playing 77 games at first base and 6 games as designated hitter...hit safely in final 13 of 17 final games played before he was promoted to Richmond mid-July...played 17 games at first base and was the designated hitter 10 games...batted .350 (7x20) vs. lefties and hit .139 (10x72) vs. right-handers.

ZAPP'S PLAYING RECORD

YR	Club	AVG	G	AB	R	H	2B	3B	HR	RBI	HB	BB	SO	SB-CS	E	OBP
1996	GCL Braves	.149	47	161	9	24	9	0	0	5	1	15	58	0-0	4	.225
1997	Danville	.338	65	234	34	79	23	2	7	56	7	35	78	0-1	12	.437
1998	Macon	.260	20	73	9	19	6	1	3	12	2	8	18	1-0	4	.349
1999	Macon	.229	119	428	60	98	24	1	22	65	7	40	163	4-1	18	.303
2000	Myrtle Beach	.268	107	385	59	103	28	1	8	49	10	57	106	3-2	11	.376
2001	Greenville	.233	75	292	36	68	17	0	8	34	5	21	87	5-1	5	.296
2002	Greenville	.237	85	300	37	71	15	0	14	46	3	31	81	0-0	12	.312
	Richmond	.185	34	92	9	17	3	0	4	7	3	10	27	1-0	2	.286
2003	San Antonio	.278	137	528	64	147	35	1	26	92	11	47	178	7-8	15	.346



Guidelines for Selection to the Mariners' Hall of Fame

The Mariners Hall of Fame was established in 1997 to honor the great players and other individuals who make positive contributions to the history of the Mariners franchise.

I. Eligible Candidates - To be eligible for consideration, uniformed personnel (player, manager or coach) should meet the following requirements:

- A. Active in a Mariners' uniform for at least five seasons;
- B. Ceased to be active in the Major Leagues at least two seasons preceding the selection, but may be otherwise connected with baseball.

To be eligible for consideration, non-uniformed personnel should meet the following requirements:

- A. Full-time employee of the Mariners for at least five seasons.
- B. Made significant contributions to Mariners Baseball and the franchise, either on or off the field.

II. Method of Selection – The Board of Directors of the Baseball Club of Seattle, Inc., at the recommendation of the Chief Executive Officer and the President of the Mariners, the front office, uniformed personnel, the media and fans, shall in their sole discretion determine who will be selected on an annual basis.

III. Criteria for Selection – The primary criterion for inclusion in the Mariners Hall of Fame shall be the on-field impact a player had while in a Mariners' uniform. The measure of a player's impact shall primarily be the statistical record created by the player.

The Mariners will consider other factors, such as:

1. Statistical impact on the field while in a non-Mariners uniform, whether before or after his tenure with the Mariners;
2. A player's positive impact on the Northwest community outside the game of baseball; and
3. A player's positive impact in enhancing the image of the Seattle Mariners or Major League Baseball.

IV. Time of Selection – The selection process will be conducted during the first quarter of each calendar year. If an individual is selected, it will be announced within the first two months of that regular baseball season.

V. Retirement of uniform number – The Mariners plan to retire uniform numbers only very selectively and subject to substantially higher expectations than those applied to the Mariners' Hall of Fame. To be eligible to have one's number retired, the former Mariners should have either **a)** been elected to the National Baseball Hall of Fame and been in a Mariner's uniform for at least five years, or **b)** come close to such election and have spent substantially his entire career with the Mariners. Eligibility shall not commence until after the former player has been voted on once for the National Baseball Hall of Fame, which for all practical purposes means six years after retirement. In this regard, the Mariners will take into consideration the policy of other American League clubs in retiring uniform numbers.

VI. Amendments – The Seattle Mariners reserve the right to alter and amend these guidelines at any time.

2004 SEATTLE MARINERS 40-MAN ROSTER

as of January 30, 2004

MANAGER: Bob Melvin (3) **COACHES:** Mike Aldrete (8), Orlando Gomez (49), Rene Lachemann (15), Paul Molitor (4), Dave Myers (31), Bryan Price (27)
EQUIPMENT MANAGER: Ted Walsh **TRAINER:** Rick Griffin **ASSISTANT TRAINERS:** Tom Newberg, Takayoshi Morimoto
MEDICAL DIRECTOR: Dr. Larry Pedegana **TEAM PHYSICIAN:** Dr. Mitchell Storey

NO.	PITCHERS (20)	B	T	HT.	WT.	BORN	BIRTHPLACE	RESIDENCE	2003 CLUB	W-L	ERA	G	GS	CG	SV	IP	H	R	ER	BB	SO	ML SERV
68	BAEK, Cha-Sueng	R	R	6-4	190	5/29/80	Pusan, Korea	Olympia, WA	Inland Empire	5-1	3.65	13	10	0	1	56.2	55	27	23	9	50	0,000
45	FRANKLIN, Ryan	R	R	6-3	165	3/5/73	Ft. Smith, AR	Spiro, OK	San Antonio	3-3	2.57	9	9	0	0	56.0	49	18	16	17	46	3,022
34	GARCIA, Freddy	R	R	6-4	235	6/10/76	Caracas, VZ	Baruta, VZ	SEATTLE	11-13	4.57	32	32	2	0	212.0	199	93	84	61	99	5,000
18	GUARDADO, Eddie	L	L	6-0	205	10/2/70	Stockton, CA	Stockton, CA	SEATTLE	12-14	4.51	33	33	1	0	201.1	196	109	101	71	144	7,000
17	HASEGAWA, Shigetoshi	R	R	5-11	180	8/1/68	Kobe, Japan	Newport Coast, CA	MINNESOTA	3-5	2.89	66	0	0	41	65.1	50	22	21	14	60	9,141
57	HEAVERLO, Jeff	R	R	6-1	215	1/13/78	Palo Alto, CA	Moses Lake, WA	SEATTLE	2-4	1.48	63	0	0	16	73.0	62	12	12	18	32	7,000
32	JARVIS, Kevin	R	R	6-2	200	8/1/69	Lexington, KY	Lexington, KY	Tacoma	5-12	5.39	24	24	0	0	123.2	150	80	74	38	75	0,000
59	JOHNSON, Rett	L	R	6-2	211	7/6/79	Conway, SC	Aynor, SC	SAN DIEGO	4-8	5.87	16	16	0	0	92.0	113	65	60	32	45	7,050
46	LOOPER, Aaron	R	R	6-2	185	9/7/76	Ada, OK	Ada, OK	San Antonio	5-2	3.04	14	14	1	0	83.0	74	31	28	21	63	0,029
61	MADRITSCH, Bobby	L	L	6-2	210	2/28/76	Oaklawn, IL	Burbank, IL	Tacoma	5-2	3.11	46	0	0	0	5	75.1	72	27	26	67	0,034
40	MATEO, Julio	R	R	6-0	180	8/22/79	Bani, DR	Bani, DR	SEATTLE	13-7	3.63	27	27	2	0	158.2	133	75	64	67	154	0,000
55	MECHE, Gil	R	R	6-3	200	9/8/78	Lafayette, LA	Scott, LA	San Antonio	4-0	3.15	50	0	0	1	85.2	69	32	30	13	71	1,060
50	MOYER, Jamie	L	L	6-0	175	11/18/62	Sellersville, PA	Seattle, WA	SEATTLE	15-13	4.59	32	32	1	0	186.1	187	97	95	63	130	3,075
58	MAGEOTTE, Clint	R	R	6-3	200	10/25/80	Parma, OH	New Port Richey, FL	SEATTLE	21-7	3.27	33	33	1	0	215.0	199	83	78	66	129	15,126
38	PIÑEIRO, Joel	R	R	6-1	180	9/25/78	Rio Piedras, PR	Rio Piedras, PR	San Antonio	11-7	3.10	27	27	2	0	154.0	127	60	53	67	157	0,000
20	PUTZ, J.J.	R	R	6-5	220	2/22/77	Trenton, MI	Trenton, MI	SEATTLE	16-11	3.78	32	32	3	0	211.2	192	94	89	76	151	2,144
39	SORIANO, Rafael	R	R	6-1	175	12/19/79	San Jose, DR	San Jose, DR	Tacoma	0-0	4.91	3	0	0	0	3.2	4	2	2	3	3	0,032
54	TAYLOR, Aaron	R	R	6-5	205	8/20/77	Valdosta, GA	Haria, GA	Tacoma	4-3	3.19	11	10	0	0	62.0	43	24	22	12	63	1,034
65	THORNTON, Matt	L	L	6-6	220	9/15/76	Three Rivers, MI	Allendale, MI	SEATTLE	3-0	1.53	40	0	0	1	53.0	30	9	9	12	68	0,055
47	VILLONE, Ron	L	L	6-3	230	1/16/70	Englewood, NJ	River Vale, NJ	SEATTLE	1-0	8.53	10	0	0	0	12.2	17	12	12	6	9	0,045
									San Antonio	0-2	8.00	2	2	0	0	9.0	14	11	8	3	5	0,045
									Tacoma	0-1	3.55	15	0	0	1	25.1	20	14	10	12	22	7,112
									Tucson	3-1	1.23	5	5	0	0	29.1	24	5	4	10	18	
									New Orleans	6-6	4.13	19	19	0	0	106.1	91	51	49	48	91	

NO.	CATCHERS (3)	B	T	HT.	WT.	BORN	BIRTHPLACE	RESIDENCE	2003 CLUB	AVG.	G	AB	R	H	2B	3B	HR	RBI	BB	SO	SB	ML SERV
26	CHRISTIANSON, Ryan	R	R	6-2	210	4/21/81	Riverside, CA	Riverside, CA	Peoria#	.200	4	10	0	2	0	0	0	2	2	3	0	0.000
13	DAVIS, Ben	S	R	6-4	214	3/10/77	Chester, PA	West Chester, PA	SEATTLE	.236	80	246	25	58	18	0	6	42	18	61	0	4.040
6	WILSON, Dan	R	R	6-3	214	3/25/69	Barrington, IL	Seattle, WA	SEATTLE	.241	96	316	32	76	15	2	4	43	15	52	0	10.152
								San Antonio#		.000	2	7	0	0	0	0	0	0	0	3	0	
NO.	INFIELDERS (11)	B	T	HT.	WT.	BORN	BIRTHPLACE	RESIDENCE	2003 CLUB	AVG.	G	AB	R	H	2B	3B	HR	RBI	BB	SO	SB	ML SERV
35	AURILIA, Rich	R	R	6-1	189	9/2/71	Brooklyn, NY	Phoenix, AZ	SAN FRANCISCO	.277	129	505	65	140	26	1	13	58	36	82	2	8.027
16	BLOOMQUIST, Willie	R	R	5-11	185	11/27/77	Bremerton, WA	Port Orchard, WA	SEATTLE	.250	89	196	30	49	7	2	1	14	19	39	4	1.029
29	BOONE, Bret	R	R	5-10	190	4/6/69	El Cajon, CA	Orlando, FL	SEATTLE	.294	159	622	111	183	35	5	35	117	68	125	16	10.145
60	DORBS, Greg	L	R	6-1	205	7/2/78	Los Angeles, CA	New Port Beach, CA														
25	HANSEN, Dave	L	R	6-0	195	11/24/68	Long Beach, CA	San Juan Capistrano, CA	SAN DIEGO	.244	110	135	13	33	4	1	2	15	23	25	1	11.125
62	LEONE, Justin	R	R	6-1	190	3/9/77	Las Vegas, NV	Las Vegas, NV	San Antonio	.288	135	455	103	131	38	7	21	92	92	104	20	0.000
11	MARTINEZ, Edgar	R	R	5-11	210	1/2/63	New York, NY	Kirkland, WA	SEATTLE	.294	145	497	72	146	25	0	24	98	92	95	0	15.043
5	OLERUD, John	L	L	6-5	220	8/5/68	Seattle, WA	Fall City, WA	SEATTLE	.269	152	539	64	145	35	0	10	83	84	67	0	14.031
1	SANTIAGO, Ramon	S	R	5-11	150	8/31/79	Las Matas de Faran, DR	Las Matas de Faran, DR	DETROIT	.225	141	444	41	100	18	1	2	29	33	66	10	1.136
23	SPEZIO, Scott	S	R	6-2	220	9/21/72	Joliet, IL	Morris, IL	ANAHEIM	.265	158	521	69	138	36	7	16	83	46	66	6	6.163
12	UGUETO, Luis	S	R	5-11	170	2/15/79	Caracas, VZ	Macaracuary, VZ	SEATTLE	.200	12	5	4	1	0	0	0	1	1	2	0	1.052
								Tacoma		.308	8	26	9	8	3	0	2	4	5	4	2	
								San Antonio		.260	89	350	53	91	12	2	1	40	27	75	25	
NO.	OUTFIELDERS (6)	B	T	HT.	WT.	BORN	BIRTHPLACE	RESIDENCE	2003 CLUB	AVG.	G	AB	R	H	2B	3B	HR	RBI	BB	SO	SB	ML SERV
28	IBANEZ, Raul	L	R	6-2	200	6/2/72	Manhattan, NY	Miami, FL	KANSAS CITY	.294	157	608	95	179	33	5	18	90	49	81	8	6.020
9	MCCRACKEN, Quinton	S	R	5-7	190	8/16/70	Wilmington, NC	Scottsdale, AZ	ARIZONA	.227	115	203	17	46	5	2	0	18	15	34	5	6.120
41	SNELLING, Chris	L	L	5-10	165	12/3/81	North Miami, FL	Gorokan, Australia	San Antonio	.333	47	186	24	62	12	2	3	25	8	30	1	0.159
								Tacoma		.269	18	67	11	18	2	0	3	10	5	12	1	
36	STRONG, Jamal	R	R	5-10	180	8/5/78	Pasadena, CA	Altadena, CA	Tacoma	.305	56	210	38	64	6	1	2	19	25	38	26	0.027
								Tacoma		.000	12	2	2	0	0	0	0	0	0	0	0	
51	SUZUKI, Ichiro	L	R	5-9	160	10/22/73	Kasugai, Japan	Kobe, Japan	SEATTLE	.312	159	679	111	212	29	8	13	62	36	69	34	3.000
2	WINN, Randy	S	R	6-2	197	6/9/74	Los Angeles, CA	Tampa, FL	SEATTLE	.295	157	600	103	177	37	4	11	75	41	108	23	5.000


Injured - Did Not Play

2004 SEATTLE MARINERS Non-Roster Invitees

NO.	PITCHERS (7)	B	T	HT.	WT.	BORN	BIRTHPLACE	RESIDENCE	2003 CLUB	W-L	ERA	G	GS	CG	SV	IP	H	R	ER	BB	SO	ML SERV	
63	ANDERSON, Craig	L	L	6-3	182	10/30/80	Gosford Australia	Ourrnibach, Australia	Tacoma	13-11	3.56	28	27	4	0	177.0	187	93	70	46	67	0.000	
48	BLACKLEY, Travis	L	L	6-3	190	11/4/82	Melbourne, Australia	Cheltenham, Victoria	San Antonio	17-3	2.61	27	27	0	0	162.1	125	55	47	62	144	0.000	
43	MULHOLLAND, Terry	R	L	6-3	220	3/9/63	Uniontown, PA	Scottsdale, AZ	CLEVELAND	3-4	4.91	45	3	0	0	99.0	117	60	54	37	42	15.155	
53	MYERS, Mike	L	L	6-3	219	6/26/69	Arlington Heights, IL	Highland Ranch, CO	ARIZONA	0-1	5.70	64	0	0	0	36.1	38	23	23	21	21	9.010	
64	NUNEZ, Jose	L	L	6-2	175	3/14/79	Montecristy, DR	Montecristy, DR	Lake Elsnore	0-0	1.04	8	0	0	0	8.2	7	2	1	2	3	2.000	
52	SHERRILL, George	L	L	6-0	210	4/19/77	Memphis, TN	Memphis, TN	Winnipeg	1-2	6.00	9	0	0	0	12.0	11	10	8	2	4	11	
79	WILLIAMS, Randy	L	L	6-3	195	9/18/75	Harlingen, TX	Houston, TX	San Antonio	3-0	0.33	16	0	0	0	27.1	19	2	1	12	31	0.000	
									San Antonio	4-1	1.73	29	0	0	11	41.2	33	9	8	7	38	0.000	
									Tacoma	2-2	5.26	18	0	0	1	25.2	25	17	15	11	19	0.000	
NO.	CATCHERS (4)	B	T	HT.	WT.	BORN	BIRTHPLACE	RESIDENCE	2003 CLUB	AVG.	G	AB	R	H	2B	3B	HR	RBI	BB	SO	SB	ML SERV	
10	BORDERS, Pat	R	R	6-2	200	5/14/63	Columbus, OH	Lake Wales, FL	SEATTLE	.143	12	14	1	2	1	0	0	0	1	1	5	0	12,028
7	GONZALEZ, Wiki	R	R	5-11	203	5/17/74	Aragua, VZ	Pablo Negro, VZ	Tacoma	.314	79	283	36	92	27	1	12	51	20	54	1	3.101	
66	OLIVEROS, Luis	R	R	6-1	180	6/18/83	Guatire, VZ	Guarena, VZ	Portland	.282	44	149	17	42	8	1	4	20	21	13	1	0.000	
73	RIVERA, Rene	R	R	5-10	190	7/31/83	Bayamon, PR	Bayamon, PR	Inland Empire	.286	93	322	43	92	19	0	5	41	18	24	2	0.000	
									Wisconsin	.275	116	407	39	112	19	0	9	54	38	81	2	0.000	
NO.	INFELDERS (5)	B	T	HT.	WT.	BORN	BIRTHPLACE	RESIDENCE	2003 CLUB	AVG.	G	AB	R	H	2B	3B	HR	RBI	BB	SO	SB	ML SERV	
33	JACOBSEN, Bucky	R	R	6-4	220	8/30/75	Riverton, WY	Hermiston, OR	Tennessee	.298	131	447	84	133	24	1	31	84	56	91	3	0.000	
83	JONES, Adam	R	R	6-2	180	8/1/85	San Diego, CA	San Diego, CA	Peoria	.284	28	109	18	31	5	1	0	8	5	19	5	0.000	
56	LOPEZ, Jose	R	R	6-2	170	11/24/83	Anzoategui, VZ	Anzoategui, VZ	Everett	.462	3	13	2	6	1	0	0	4	1	3	0	0.000	
30	LOPEZ, Mickey	S	R	5-9	170	11/17/73	Miami, FL	Miami, FL	San Antonio	.258	132	538	82	139	35	2	13	69	27	56	18	0.000	
67	ZAPP, Andrew	L	R	6-3	190	4/24/78	Indianapolis, IN	Greenwood, IN	Tacoma	.275	129	455	68	125	23	4	7	41	47	50	20	0.000	
									Greenville	.278	137	528	84	147	35	1	26	92	47	178	7	0.000	
NO.	OUTFIELDERS (3)	B	T	HT.	WT.	BORN	BIRTHPLACE	RESIDENCE	2003 CLUB	AVG.	G	AB	R	H	2B	3B	HR	RBI	BB	SO	SB	ML SERV	
44	BOCACHICA, Hiram	R	R	5-11	180	3/4/76	Ponce, PR	Tou Alta, PR	DETROIT	.045	6	22	1	1	1	0	0	0	0	7	0	2.047	
69	CHOO, Shin Soo	L	L	5-11	170	7/13/82	Pusan, South Korea	Pusan, South Korea	Toledo	.245	95	322	48	78	19	3	12	37	24	57	11	0.000	
22	OWENS, Eric	R	R	6-0	200	2/3/71	Danville, VA	Phoenix, AZ	Inland Empire	.286	110	412	62	118	18	13	9	55	44	84	18	0.000	
									ANAHEIM	.270	111	241	29	65	6	0	1	20	10	24	11	6.081	



2003 IN REVIEW



Bret Boone, John Olerud and Edgar Martinez.

2003 MAJOR LEAGUE STANDINGS

AMERICAN LEAGUE NATIONAL LEAGUE

WEST	WON	LOST	PCT.	GB
OAKLAND	96	66	.593	-
SEATTLE	93	69	.574	3
ANAHEIM	77	85	.475	19
TEXAS	71	91	.438	25

CENTRAL	WON	LOST	PCT.	GB
MINNESOTA	90	72	.556	-
CHICAGO	86	76	.531	4
KANSAS CITY	83	79	.512	7
CLEVELAND	68	94	.420	22
DETROIT	43	119	.265	47

EAST	WON	LOST	PCT.	GB
NEW YORK	101	61	.623	-
BOSTON	95	67	.586	6
TORONTO	86	76	.531	15
BALTIMORE	71	91	.438	30
TAMPA BAY	63	99	.389	38

WEST	WON	LOST	PCT.	GB
SAN FRANCISCO	100	61	.621	-
LOS ANGELES	85	77	.525	15.5
ARIZONA	84	78	.519	16.5
COLORADO	74	89	.457	26.5
SAN DIEGO	64	98	.395	36.5

CENTRAL	WON	LOST	PCT.	GB
CHICAGO	88	74	.543	-
HOUSTON	87	75	.537	1
ST. LOUIS	85	77	.525	3
PITTSBURGH	75	87	.463	13
CINCINNATI	69	93	.426	19
MILWAUKEE	68	94	.420	20

EAST	WON	LOST	PCT.	GB
ATLANTA	101	61	.623	-
FLORIDA	91	71	.562	10
PHILADELPHIA	86	76	.531	15
MONTRÉAL	83	79	.512	18
NEW YORK	66	95	.410	34.5

2003 DEPARTMENTAL LEADERS

BATTING

AMERICAN LEAGUE

B. Mueller, BOS	.326
A. Rodriguez, TEX	124
V. Wells, TOR	215
V. Wells, TOR	373
V. Wells, TOR	49
C. Guzman, MIN	14
A. Rodriguez, TEX	47
C. Delgado, TOR	145
C. Crawford, TB	55
A. Rodriguez, TEX	.600
M. Ramirez, BOS	.427

Average	
Runs	
Hits	
Total Bases	
Doubles	
Triples	
Home Runs	
RBIs	
Stolen Bases	
Slugging Pct.	
On Base Pct.	

NATIONAL LEAGUE

A. Pujols, STL	.359
A. Pujols, STL	137
A. Pujols, STL	212
A. Pujols, STL	394
A. Pujols, STL	51
R. Furcal, ATL	10
J. Thome, PHI	47
P. Wilson, COL	141
J. Pierre, FLA	65
B. Bonds, SF	.749
B. Bonds, SF	.529

PITCHING

AMERICAN LEAGUE

R. Halladay, TOR	.22
P. Martinez, BOS	2.22
M. Mulder, OAK	9
J. Lackey, ANA	2
K. Foulke, OAK	43
R. Halladay, TOR	266.0
E. Loaiza, CWS	207
J. Santana, MIN	.800

Wins	
ERA	
Complete Games	
Shutouts	
Saves	
Innings Pitched	
Strikeouts	
Winning Percentage	

NATIONAL LEAGUE

R. Ortiz, ATL	21
J. Schmidt, SF	2.34
L. Hernandez, MON	8
M. Morris, STL	3
E. Gagne, LA	55
L. Hernandez, MON	233.1
K. Wood, CHI	266
J. Schmidt, SF	.773

AWARD WINNERS

AMERICAN LEAGUE

T. Pena, KC
A. Rodriguez, TEX
R. Halladay, TOR
A. Berroa, KC

Manager
MVP
Cy Young
Rookie of the Year

NATIONAL LEAGUE

J. McKeon, FLA
B. Bonds, SF
E. Gagne, LA
D. Willis, FLA

AMERICAN LEAGUE STATISTICS

2003 CLUB BATTING

CLUB	AVG	G	AB	R	H	TB	2B	3B	HR	RBI	BB	SO	SB	CS
BOSTON	.289	162	5769	961	1667	2832	371	40	238	932	620	943	88	35
TORONTO	.279	162	5661	894	1580	2573	357	33	190	853	546	1081	37	25
MINNESOTA	.277	162	5655	801	1567	2440	318	45	155	755	512	1027	94	44
KANSAS CITY	.274	162	5568	836	1526	2378	288	39	162	781	476	926	120	42
SEATTLE	.271	162	5561	795	1509	2282	290	33	139	759	586	989	108	37
NEW YORK	.271	163	5605	877	1518	2540	304	14	230	845	684	1042	98	33
ANAHEIM	.268	162	5487	736	1473	2265	276	33	150	687	476	838	129	61
BALTIMORE	.268	163	5665	743	1516	2297	277	24	152	695	431	902	89	36
TEXAS	.266	162	5664	826	1506	2569	274	36	239	799	488	1052	65	25
TAMPA BAY	.265	162	5654	715	1501	2286	298	38	137	678	420	1030	142	42
CHICAGO	.263	162	5487	791	1445	2446	303	19	220	766	519	916	77	29
OAKLAND	.254	162	5497	768	1398	2291	317	24	176	742	556	898	48	14
CLEVELAND	.254	162	5572	699	1413	2235	296	26	158	660	466	1062	86	61
DETROIT	.240	162	5466	591	1312	2050	201	39	153	553	443	1099	98	63
TOTALS	.267	2270	78311	11033	20931	33484	4170	443	2499	10505	7223	13805	1279	547

2003 CLUB PITCHING

CLUB	W	L	ERA	G	CG	SHO	SV	IP	H	R	ER	HR	BB	SO
OAKLAND	96	66	3.63	162	16	14	48	1441.2	1336	643	582	140	499	1018
SEATTLE	93	69	3.76	162	8	15	38	1441.0	1340	637	602	173	466	1001
NEW YORK	101	61	4.02	163	8	12	49	1462.0	1512	716	653	145	375	1119
CHICAGO	86	76	4.17	162	12	4	36	1431.0	1364	715	663	162	518	1056
CLEVELAND	68	94	4.21	162	5	7	34	1459.1	1477	778	682	179	501	943
ANAHEIM	77	85	4.28	162	5	9	39	1431.1	1444	743	680	190	486	980
MINNESOTA	90	72	4.41	162	7	8	45	1462.0	1526	758	716	187	402	997
BOSTON	95	67	4.48	162	5	6	36	1464.2	1503	809	729	153	488	1141
TORONTO	86	76	4.69	162	14	6	36	1435.0	1560	826	748	184	485	984
BALTIMORE	71	91	4.76	163	9	3	41	1449.2	1579	820	767	198	526	881
TAMPA BAY	63	99	4.93	162	7	7	30	1436.2	1454	852	787	196	639	877
KANSAS CITY	83	79	5.05	162	7	10	36	1438.2	1569	867	808	190	566	865
DETROIT	43	119	5.30	162	3	5	27	1438.2	1616	928	847	195	557	764
TEXAS	71	91	5.67	162	4	3	43	1433.1	1625	969	903	208	603	1009
TOTALS	123	1145	4.52	2270	110	109	538	20225	2090511061	10	167	2500	7111	13735

2003 CLUB FIELDING

CLUB	PCT	G	PO	A	E	TC	DP	TP	PB
SEATTLE	.989	162	4323	1450	65	5838	159	0	12
MINNESOTA	.985	162	4386	1481	87	5954	114	0	10
TEXAS	.985	162	4300	1703	94	6097	168	0	11
CHICAGO	.984	162	4293	1588	93	5974	154	0	13
BALTIMORE	.983	163	4349	1683	105	6137	164	0	12
TAMPA BAY	.983	162	4310	1580	103	5993	158	0	9
OAKLAND	.983	162	4325	1779	107	6211	145	0	9
KANSAS CITY	.982	162	4316	1704	108	6128	143	0	8
ANAHEIM	.982	162	4294	1517	105	5916	138	0	11
BOSTON	.982	162	4394	1679	113	6186	130	0	20
NEW YORK	.981	163	4386	1578	114	6078	126	0	13
TORONTO	.981	162	4305	1742	117	6164	161	0	10
CLEVELAND	.980	162	4378	1780	126	6284	178	0	11
DETROIT	.978	162	4316	1813	138	6267	194	0	11
TOTALS	.983	1135	60675	23077	1475	85227	2132	0	160

2003 CLUB PINCH HITTING SUMMARY

CLUB	AVG	AB	R	H	2B	3B	HR	RBI	BB	SO	SLG	OBP
MINNESOTA	.324	105	15	34	6	0	5	19	13	29	.524	.395
ANAHEIM	.313	99	14	31	9	0	1	18	12	25	.434	.398
DETROIT	.301	103	11	31	3	0	2	14	13	25	.388	.395
KANSAS CITY	.274	73	14	20	1	1	3	5	8	21	.438	.354
BALTIMORE	.257	60	4	16	4	0	1	6	7	21	.383	.336
BOSTON	.242	91	7	22	7	0	4	19	13	25	.451	.333
TORONTO	.231	108	12	25	5	1	0	20	12	32	.296	.315
TAMPA BAY	.226	124	10	28	6	2	3	30	17	35	.379	.329
OAKLAND	.225	102	9	23	6	0	2	18	10	33	.343	.292
NEW YORK	.205	83	5	17	4	0	1	12	13	21	.289	.320
TEXAS	.191	68	3	13	3	0	0	7	10	14	.235	.304
CHICAGO	.190	105	12	20	5	0	3	16	12	28	.324	.271
SEATTLE	.167	60	4	10	0	0	2	8	8	17	.267	.271
CLEVELAND	.159	82	4	13	0	0	0	11	14	25	.159	.277
TOTALS	.240	1263	124	303	59	4	27	203	162	351	.357	.330

2003 MARINERS BATTING

PLAYER	AVG	G	AB	R	H	TB	2B	3B	HR	RBI	SH	HP	BP	BB	IBB	SO	SB	CS	DP	E	SLG	OBP
Benitez A	.000	0	0	0	0	0	0	0	0	0	0	0	0	0	0	0	0	0	0	0	.000	.000
Bloomquist W	.250	72	196	30	49	63	7	2	1	14	2	2	1	19	1	39	4	1	6	4	.321	.317
Boone B	.294	159	622	111	183	333	35	5	35	117	1	7	7	68	3	125	16	3	17	7	.535	.366
Borders P	.143	9	14	1	2	3	1	0	0	1	0	0	0	1	0	5	0	0	0	0	.214	.200
Cameron M	.253	146	534	74	135	230	31	5	18	76	1	2	5	70	1	137	17	7	13	4	.431	.344
Cirillo J	.205	81	258	24	53	70	11	0	2	23	4	2	5	24	1	32	1	1	6	4	.271	.284
Colbrunn G	.276	21	58	7	16	28	1	1	3	7	0	0	0	4	0	16	0	1	3	1	.483	.323
Davis B	.236	74	246	25	58	94	18	0	6	42	1	4	0	18	2	61	0	0	5	4	.382	.284
Franklin R	.250	2	4	1	1	1	0	0	0	0	1	0	0	0	0	1	0	0	0	0	.250	.250
Garcia F	.200	1	5	0	1	1	0	0	0	1	0	0	0	0	0	0	0	0	1	0	.200	.200
Guillen C	.276	106	388	63	107	153	19	3	7	52	5	5	1	52	2	64	4	4	12	14	.394	.359
Mabry J	.212	58	104	12	22	37	6	0	3	16	0	0	3	15	2	21	0	0	3	1	.356	.328
Martinez E	.294	145	497	72	146	243	25	0	24	98	0	7	7	92	7	95	0	1	17	0	.489	.406
McLemore M	.233	98	309	34	72	97	15	2	2	37	0	3	2	38	0	71	5	5	4	7	.314	.318
Meche G	.200	2	5	0	1	1	0	0	0	0	0	0	0	0	0	1	0	0	0	0	.200	.200
Meyers C	.000	3	1	1	0	0	0	0	0	0	0	0	0	0	0	1	0	0	0	0	.000	.000
Moyer J	.400	2	5	1	2	2	0	0	0	0	1	0	0	0	0	1	0	0	0	0	.400	.400
Nelson J	.000	1	0	0	0	0	0	0	0	0	0	0	0	0	0	0	0	0	0	0	.000	.000
Olerud J	.269	151	539	64	145	210	35	0	10	83	2	3	6	84	7	67	0	1	20	3	.390	.372
Pineiro J	.000	2	4	1	0	0	0	0	0	0	1	0	0	0	0	3	0	0	0	0	.000	.000
Sanchez R	.294	45	170	22	50	57	5	1	0	11	4	2	2	8	1	21	1	0	3	4	.335	.330
Strong J	.000	4	2	2	0	0	0	0	0	0	0	0	0	0	0	0	0	0	0	0	.000	.000
Suzuki I	.312	159	679	111	212	296	29	8	13	62	3	1	6	36	7	69	34	8	3	2	.436	.352
Ugueto (Chac)	.200	10	5	4	1	1	0	0	0	1	0	0	0	1	0	0	2	0	0	0	.200	.333
Wilson D	.241	94	316	32	76	107	15	2	4	43	3	3	0	15	0	52	0	0	8	1	.339	.272
Winn R	.295	154	600	103	177	255	37	4	11	75	6	5	8	41	0	108	23	5	9	3	.425	.346
TOTAL:	.271	162	5561	795	1509	2282	290	33	139	759	35	46	53	586	34	989	108	37	130	59	.410	.344

2003 MARINERS PITCHING

PITCHER	W-L	ERA	G	GS	CG	SHO	GF	SV	IP	H	R	ER	HR	HB	BB	IBB	SO	WP	BK	OPP	AVG
Benitez A	0-0	3.14	15	0	0	0	7	0	14.1	10	5	5	1	0	11	1	15	0	0	0	.189
Carrara G	2-0	6.83	23	0	0	0	7	0	29	40	22	22	6	2	14	0	13	0	0	0	.333
Franklin R	11-13	3.57	32	32	2	1	0	0	212	199	93	84	34	9	61	3	99	1	2	251	.255
Garcia F	12-14	4.51	33	33	1	0	0	0	201.1	196	109	101	31	11	71	2	144	11	0	255	.255
Hasegawa S	2-4	1.48	63	0	0	0	36	16	73	62	12	12	5	0	18	3	32	0	0	235	.235
Looper A	0-0	5.14	6	0	0	0	3	0	7	7	4	4	1	1	2	0	6	0	0	269	.269
Mateo J	4-0	3.15	50	0	0	0	17	1	85.2	69	32	30	14	5	13	1	71	1	1	220	.220
Meche G	15-13	4.59	32	32	1	0	0	0	186.1	187	97	95	30	3	63	2	130	7	0	263	.263
Moyer J	21-7	3.27	33	33	1	0	0	0	215	199	83	78	19	8	66	3	129	0	0	246	.246
Nelson J	3-2	3.35	46	0	0	0	25	7	37.2	34	16	14	3	2	14	1	47	2	1	248	.248
Pineiro J	16-11	3.78	32	32	3	2	0	0	211.2	192	94	89	19	6	76	3	151	5	0	241	.241
Putz J	0-0	4.91	3	0	0	0	0	0	3.2	4	2	2	0	0	3	0	3	0	0	267	.267
Rhodes A	3-3	4.17	67	0	0	0	14	3	54	53	25	25	4	1	18	2	48	2	0	256	.256
Sasaki K	1-2	4.05	35	0	0	0	25	10	33.1	31	17	15	2	1	15	2	29	4	0	238	.238
Soriano R	3-0	1.53	40	0	0	0	12	1	53	30	9	9	2	3	12	1	68	0	0	162	.162
Sweeney B	0-0	1.93	5	0	0	0	2	0	9.1	7	2	2	0	1	1	0	7	0	0	212	.212
Taylor A	0-0	8.53	10	0	0	0	4	0	12.2	17	12	12	0	1	6	0	9	2	0	315	.315
White M	0-0	13.5	3	0	0	0	2	0	2	3	3	3	2	0	2	0	0	0	0	375	.375
TOTAL:	93-69	3.76	162	162	8	3	154	38	1441	1340	637	602	173	54	466	24	1001	35	4	247	.247

2003 DESIGNATED HITTERS

BATTER	AVG.	G	AB	R	H	2B	3B	HR	RBI	BB	SO
Bloomquist	.000	12	1	3	0	0	0	0	0	0	0
Borders	.000	1	0	0	0	0	0	0	0	0	0
Cirillo	.000	1	0	0	0	0	0	0	0	0	0
Colbrunn	.200	4	10	1	2	0	0	0	0	0	2
Davis	.000	1	1	0	0	0	0	0	0	0	1
Guillen	.500	1	2	3	1	0	0	0	0	0	3
Mabry	.250	12	28	3	7	3	0	0	5	5	7
Martinez	.295	140	492	72	145	25	0	24	98	92	93
McLemore	.333	11	18	7	6	2	0	0	4	2	3
Meyers	.000	6	0	1	0	0	0	0	0	0	0
Strong	.000	7	1	2	0	0	0	0	0	0	0
Ugueto	.000	3	0	1	0	0	0	0	0	0	0

2003 MARINERS FIELDING

Pitchers (18)

PLAYER	PCT	G	GS	PO	A	E	TC	DP
Benitez,A	1.000	24	0	3	0	0	3	0
Carrara,G	1.000	23	0	4	4	0	8	1
Franklin,R	1.000	32	32	10	18	0	28	2
Garcia,F	.977	33	33	20	22	1	43	3
Hasegawa,S	1.000	63	0	10	12	0	22	2
Looper,A	1.000	6	0	0	1	0	1	0
Mateo,J	.818	50	0	5	4	2	11	0
Meche,G	.972	32	32	15	20	1	36	2
Moyer,J	.980	33	33	19	31	1	51	2
Nelson,J	1.000	70	0	0	4	0	4	0
Pineiro,J	.978	32	32	20	24	1	45	2
Putz,J	1.000	3	0	1	0	0	1	0
Rhodes,A	1.000	57	0	1	6	0	7	0
Sasaki,K	1.000	35	0	0	2	0	2	0
Soriano,R	1.000	40	0	2	4	0	6	0
Sweeney,B	1.000	5	0	3	0	0	3	0
Taylor,Aaron	1.000	10	0	0	2	0	2	0
White,M	1.000	6	0	0	1	0	1	0
Benitez,A	1.000	9	0	1	0	0	1	0
Benitez,A	1.000	15	0	2	0	0	2	0
Nelson,J	1.000	24	0	0	1	0	1	0
Nelson,J	1.000	46	0	0	3	0	3	0
White,M	.000	3	0	0	0	0	0	0
White,M	1.000	3	0	0	1	0	1	0

Catchers (3)

PLAYER	PCT	G	GS	PO	A	E	TC	DP
Borders,P	1.000	7	4	29	1	0	30	0
Davis,B	.991	73	66	421	24	4	449	9
Wilson,D	.998	96	92	587	20	1	608	4

First Basemen (5)

PLAYER	PCT	G	GS	PO	A	E	TC	DP
Bloomquist,W	1.000	3	0	6	1	0	7	0
Cirillo,J	1.000	1	0	2	0	0	2	1
Colbrunn,G	.989	14	13	83	5	1	89	5
Mabry,J	1.000	9	6	44	8	0	52	7
Olerud,J	.998	152	143	1096	125	3	1224	126

Second Basemen (4)

PLAYER	PCT	G	GS	PO	A	E	TC	DP
Bloomquist,W	1.000	7	0	3	3	0	6	0
Boone,B	.990	158	158	268	426	7	701	107
McLemore,M	.952	6	4	9	11	1	21	3
Ugueto,Ch,L	1.000	4	0	2	3	0	5	2

Third Basemen (6)

PLAYER	PCT	G	GS	PO	A	E	TC	DP
Bloomquist,W	.970	37	29	21	44	2	67	3
Borders,P	1.000	2	0	0	1	0	1	0
Cirillo,J	.977	85	76	65	108	4	177	7
Guillen,C	.965	32	32	38	45	3	86	3
McLemore,M	.970	29	25	16	48	2	66	8
Ugueto,Ch,L	.000	1	0	0	0	0	0	0

Shortstops (5)

PLAYER	PCT	G	GS	PO	A	E	TC	DP
Bloomquist,W	.968	18	14	24	37	2	63	8
Guillen,C	.963	76	70	122	162	11	295	56
McLemore,M	.972	38	34	46	95	4	145	26
Sanchez,R	.979	46	44	77	109	4	190	33
Ugueto,Ch,L	.000	1	0	0	0	0	0	0

Outfielders (8)

PLAYER	PCT	G	GS	PO	A	E	TC	DP
Bloomquist,W	1.000	11	7	18	0	0	18	0
Cameron,R	.992	147	145	485	3	4	492	2
Mabry,J	.957	22	10	21	1	1	23	0
McLemore,M	1.000	16	14	28	1	0	29	0
Meyers,C	.000	3	0	0	0	0	0	0
Strong,J	.000	2	0	0	0	0	0	0
Suzuki,J	.994	159	156	337	12	2	351	4
Winn,R	.992	157	154	363	3	3	369	1

MARINERS INSIDE THE PARK HOME RUNS

Player	Location	Date
Ruppert Jones	vs. New York	August 6, 1977 off Sparky Lyle
Julio Cruz	vs. Chicago	June 26, 1978 off Ron Schueler
Ruppert Jones	vs. Kansas City	May 16, 1979 off Steve Busby
Ruppert Jones	vs. Texas	May 19, 1979 off Ferguson Jenkins
Mario Mendoza	vs. Milwaukee	June 22, 1979 off Jim Slaton
Dan Meyer	vs. Baltimore	August 25, 1980 off Dave Ford
Julio Cruz	vs. California	August 8, 1982 off Steve Renko
Dave Henderson	vs. Oakland	August 2, 1983 off Bill Krueger
Dave Henderson	at Kansas City	Sept. 5, 1983 off Keith Creel
Steve Henderson	at Kansas City	June 6, 1984 off Charlie Liebrandt
Domingo Ramos	vs. Chicago	June 15, 1987 off Jim Winn
Mickey Brantley	vs. Oakland	August 12, 1987 off Gene Nelson
Ken Griffey Jr.	vs. New York	May 21, 1989 off Clay Parker
Mike Kingery	vs. Oakland	August 4, 1989 off Dave Stewart
Ken Griffey Jr.	at Kansas City	June 20, 1990 off Kevin Appier
Henry Cotto	vs. Baltimore	May 11, 1991 off Jose Mesa
Marc Newfield	at Chicago	June 21, 1995 off Brian Keyser
Dan Wilson	vs. Detroit	Sept. 10, 1997 off Justin Thompson
Dan Wilson	vs. Detroit	May 3, 1998 off Frank Castillo (GSHR)
Randy Winn	at Anaheim	Sept. 22, 2003 off Gary Glover

20 total: 15 in the Kingdome, 5 on the road

*Al Cowens had an apparent inside the park homer on June 17, 1983 at Kansas City but was called out for missing second base.

SEATTLE MARINERS 2003 TEAM HIGHLIGHTS

THE RECORD... Seattle finished with a 93-69 record, second place (-3.0) in the AL West...the 93 wins matched the second-highest total in club history (also: 2002)...it was the fifth time in club history that Seattle won 90 or more games, the fourth consecutive season (also: 1997)...it was the fourth straight year and the ninth time in 27 seasons Seattle finished above .500 (1991, 1993, 1995-97, 2000-2003)...Seattle's 93 wins was the 6th most in the Majors in 2003...

HOME COOKING... Seattle was 50-31 in Safeco Field last season, the second time in team history it won at least 50 home games...Seattle is 225-140 in Safeco Field (.616) since it opened in July 1999...

ROAD WARRIORS... the Mariners were 43-38 on the road in 2003...it was the club's fourth consecutive winning road mark and sixth overall, all since 1996...team was also .500 or better on the road in 1996 (42), '97 (45), 2000 (44), '01 (59) and '02 (45)...set a club single-season record with 13 straight road wins May 15-June 5 (overall record is 15 straight road wins over 2001-02)...

WINNING WAYS... the Mariners have won 393 games over the past four seasons, an average of over 98 wins per season, the most in the Majors since the start of the 2000 season...the clubs .606 winning percentage (393-255/.606) is also the best in the Majors during that span...

THE MANAGER... Bob Melvin completed his first season with a 93-69 mark...it is, by far, the best-ever mark for a first year Mariners manager (Piniella, 82-80, 1993)...the 93 wins was the (tie) 15th most ever by a rookie manager (see box)... Melvin is one of only two managers in club history (Piniella) with a career winning record, and Bob's career winning percentage of .574 is the best of any Mariners manager (Piniella, .542)...Melvin is the 12th manager in team history (including two interim managers) and is already tie 7th on the club's all-time win chart: he's ahead of Marty Martinez (0), Maury Wills (26), Jim Snyder (45) and Bill Plummer (64) and tied with Del Crandall (93, 1983-84); next on the wins list is Chuck Cottier who won 98 games from 1984-86 and Rene Lachemann (140, 1981-83)...

MOST SEATTLE WINS

TOTAL		HOME		ROAD	
Wins	Year	Wins	Year	Wins	Year
116	2001	57	2001	59	2001
93	2003	50	2003	45	2002
	2002	48	2002		1997
91	2000	47	2000	44	2000
90	1997	46	1995	43	2003
			1993		

MOST ML WINS, 2000-2004

Seattle	393-255	.606
Oakland	392-255	.605
New York (AL)	386-257	.600
Atlanta	385-261	.590
San Fran	382-264	.591

BEST 2003 RECORD

(* = Postseason)

*New York (AL)	101
*Atlanta	101
*San Fran	100
*Oakland	96
*Boston	95
Seattle	93
*Florida	91
*Minnesota	90
*Chicago (NL)	88

MOST WINS BY ROOKIE MANAGERS

- 109 Ralph Houk NYA 1961
- 103 Dusty Baker SFN 1993
- 102 Sparky Anderson CIN 1970
- 101 Mickey Cochrane DET 1934
- 99 Yogi Berra NYA 1964
- 99 Joe Cronin WAS 1933
- 98 Eddie Dyer SLN 1946
- 97 Billy Martin MIN 1969
- 97 Jim Frey KCA 1980
- 96 Hal Lanier HOU 1986
- 96 Bill Virdon PIT 1972
- 96 Ken Macha OAK 2003
- 95 Herman Franks SFN 1965
- 94 Ron Gardenhire MIN 2002
- 93 Bob Melvin, SEA 2003**
- 93 George Bamberger MIL 1978
- 93 Al Lopez CLE 1951
- 93 Pants Rowland CHA 1915
- 93 Grady Little BOS 2002

2003 TEAM HIGHLIGHTS (Continued)

FOR THE DEFENSE...Seattle committed just 65 errors in 2003, a new Major League record for fewest errors in a season (prev: 68, 1999 Mets)...the Mariners finished with 12 less errors than any other team in baseball (St. Louis, 77) and 22 less than Minnesota (2nd in the AL w/87)...Seattle finished with a .989 fielding percentage (5838 total chances / .988866), tops in the Majors and also a new Major League record (prev: '99 Mets, .98875)...the Mariners allowed only 35 un-earned runs; that's also the fewest in the Majors...

STRONG START(ERS)...Seattle used the same five starters all season long becoming just the second club since 1904 to use only five starting pitchers; that matches the modern ML record for fewest # of starting pitchers used in a season...including Seattle, only five Major League teams ever have used just five different starting pitchers (since 1900):

Team	Games	Starting Pitchers (starts)
2003 Seattle	162	Freddy Garcia (33); Jamie Moyer (33); Joel Pineiro (32); Ryan Franklin (32); Gil Meche (32)
1966 Los Angeles (NL)	162	Sandy Koufax (41); Don Drysdale (40); Claude Osteen (38); Don Sutton (35); Joe Moeller (8)
1904 Boston (AL)	157	Cy Young (41); Bill Dinneen (37); Norwood Gibson (32); Jesse Tannehill (31); George Winter (16)
1901 Boston (NL)*	140	Vic Willis (35); Bill Dinneen (34); Kid Nichols (34); Togie Pittinger (33); Bob Lawson (4)
1901 Washington (AL)*	138	Bill Carrick (37); Watty Lee (33); Case Patten (30); Win Mercer (22); Dale Gear (16)

* used a total of 5 pitchers
courtesy of Elias Sports Bureau

ABOUT THE PITCHING...the Mariners finished 2003 second in team ERA at 3.76...the Mariners were second in starters ERA (3.92) in the American League, behind only Oakland (3.62) and second in the American League in bullpen ERA at 3.36 (behind only Anaheim, 3.05)...

Mariners pitching	W	L	CG/SV	ERA	IP	H	R	ER	BB	SO	HR
Starters	75	58	8	3.92	1026.1	973	476	447	337	653	134
Relievers	18	11	38	3.36	414.2	367	161	155	129	348	39

SHUT OUT...Seattle had a club-record 15 shutouts in 2003...the 15 shutouts led the AL (Oakland was second with 14) and was second in the Majors (Los Angeles, 17)...here's a look at the most shutouts in a season by the Mariners: 15 - 2003; 14 - 2001; 13 - 1991; 12 - 2002; 11 - 1988, 1982...

EVERYBODY WINS...All five Mariners starters won at least 10 games in 2003...it is

only the second time in club history Seattle has had five pitchers reach double figures in wins; the only other time Seattle turned the trick was in 2001, when Jamie Moyer, Freddy Garcia, Paul Abbott, John Halama and Aaron Sele all reached at least 10...Seattle has had four double-figure winners four times (1991, '93, '97 and 2002)...

SHUTOUTS PAST 3 SEASONS

	2001	2002	2003	TOTAL
OAK	9	19	14	42
SEA	14	12	15	41
ATL	13	15	7	35

Most Wins, 1995-Current

Atlanta	881
New York (AL)	865
Seattle	802
Cleveland	794
Boston	790
San Francisco	782

200 CLUB...Seattle had four starters reach the 200 inning mark in 2003, as Jamie Moyer (215.0), Ryan Franklin (212.0), Joel Pineiro (211.2) & Freddy Garcia (201.1) all tossed over 200 innings...Seattle's fifth starter, Gil Meche, threw 186.1 innings...the club has had three 200+ inning guys six times: 1980, '84, '86-87, '90 & 2001...Seattle had a pair of 200 inning guys nine times, including 2002 when Moyer and Garcia turned the trick (also: 1982, '85, '88, '92-93, '97-99)...

BEST FANS IN BASEBALL...the Mariners drew 3,269,268 fans to Safeco Field in 2003, the second-highest total in baseball (behind the Yankees)...the club averaged 40,361 fans per game over the 81-game home schedule...it was the fifth time in club history Seattle drew at least three million fans and the fourth consecutive season (also: 1997)...**SOLD OUT...**the Mariners had 26 sellouts in 2003, giving the club 174 sellouts in 366 regular-season games at Safeco Field, in addition to nine postseason sellouts...in the history of the Kingdome, Seattle had 40 sellouts overall (31 regular season, 9 postseason)...

200 AGAIN...Ichiro Suzuki had 212 hits in 2003, his third consecutive 200+ hit season...only two other players in Major League history have collected 200 or more hits in each of their first three seasons: Lloyd Waner (1927-29) collected 223+221+234 and Johnny Pesky (1942; 46-47) had 205+208+207...Ichiro also had a 200 hit season in Japan (210 hits in 1994) despite the shorter schedule (he collected 210 hits in 130 games that year)...only three Mariners players (now 6x) have collected 200 hits in a season: Ichiro (2001-03), Alex Rodriguez (1996, 1998) and Bret Boone (2001)...

SECOND OVER THREE...Ichiro, with 662 hits in his ML career has the second-most ever by a player over his first three ML seasons ...Lloyd Waner holds the ML record with 678 hits over his first three ML seasons (1927-29)...the top five for most hits, first three ML seasons are: 1, L. Waner 678...2. Ichiro 662...3. Paul Waner (1926-28) 640...4. Al Simmons (1924-27) 635...5. Johnny Pesky (1942; 46-47) 620...

VS. THE WEST...at 33-25, Seattle finished with the second-best head-to-head mark in the West versus teams within the division...the club was 34-24 overall vs. Western Division foes in 2002 and has played .500 or better against the division in eight of the 10 years since re-alignment...here's a look at Seattle's record vs. West since 1994:

vs. AL West	1994-2003	2003	2002	2001	2000	1999	1998	1997	1996	1995	1994
SEATTLE	243-172 (.586)	33-25	34-24	40-18	19-19	17-20	15-21	21-15	23-16	22-17	19-7
Oakland	222-202 (.524)	34-24	32-26	32-26	22-16	15-21	18-18	11-25	22-17	19-20	17-9
Anaheim	199-228 (.466)	25-33	30-28	17-41	17-21	20-16	19-17	25-11	15-24	19-20	11-17
Texas	187-239 (.439)	24-34	20-38	27-31	17-19	21-16	20-16	15-21	18-21	18-21	8-22

90 CLUB...for the second straight season, Seattle won 93 games but did not advance to the postseason...since the advent of three division play in 1994, four AL teams have won 90 games and NOT made the playoffs...the 2003 & 2002 Mariners are joined by the 2002 Red Sox and the 2000 Cleveland Indians...in fact, in the past 18 years only 13 AL teams have won 90 or more games and not advanced to the postseason (see box)...

THEY ALL COUNT...Seattle has played just 35 "meaningless" games in the past nine years...since the start of the 1995 season, the Mariners have taken the field after being eliminated from the Division and wild-card race only 35 times in 1,441 games...here's a look:

1995: 0 games	1996: 2 games	1997: 0 games
1998: 12 games	1999: 14 games	2000: 0 games
2001: 0 games	2002: 4 games	2003: 3 games

90+ WINS NO AL POSTSEASON (1986-CURRENT)

96	Toronto	1987
94	Chicago	1990
93	Seattle	2003
	Seattle	2002
	Boston	2002
92	Milwaukee	1992
	Kansas City	1989
91	Milwaukee	1987
	Minnesota	1988
	Anaheim	1989
90	New York	1986
	Minnesota	1992
	Cleveland	2000

2003 TEAM HIGHLIGHTS (Continued)

MONTH-BY-MONTH...the Mariners had another hot start in 2003, winning 17 games in April & June and 19 in May, but struggled from July 1 on...after collecting 30 homers in July, the Mariners managed only 29 combined in August and September...Seattle was under .500 in both July and August; July was the first losing month since August of 2002...Seattle has posted winning marks in 16 of the past 19 months dating back to Sept. of 2000 and in 19 of the past 24 months over the past four seasons...here's a look at the Mariners pitching and hitting numbers in each month of the 2003 season:

	Rec.	ERA	IP	H	R	ER	BB	SO	HR	AVG.	AB	R	H	2B	3B	HR	RBI	BB	K	SB
APRIL	17-10	3.56	245.1	229	104	97	93	178	31	.259	923	132	239	59	4	22	125	116	169	18
MAY	19-8	4.03	237.0	225	113	106	78	152	32	.307	954	165	292	52	8	36	161	90	156	16
JUNE	17-10	3.08	239.1	197	82	82	71	158	26	.264	909	113	240	41	4	22	108	85	159	20
JULY	13-14	4.24	240.0	242	117	113	60	161	27	.274	923	135	253	41	6	30	133	108	177	16
AUGUST	14-15	4.19	253.2	237	129	118	92	192	38	.271	989	139	268	48	7	13	131	96	171	17
SEPT.	13-12	3.43	225.1	212	92	86	72	158	19	.251	863	107	217	49	4	16	101	91	157	21

OFF = ON...the Mariners were 16-3 following an off-day in 2003...this includes sweeping a doubleheader in New York June 8 after being rained out June 7...the Mariners won their first 10 games after an off-day before losing 7-3 to Montreal on June 10...Seattle's other well rested loss was a 7-1 setback at Kansas City July 17, the first game after the Break...

ODDS & ENDS...won 11 of last 18...4-game winning streak (Sept. 10-13) matched their longest win streak of the second half (also Aug. 29-Sept. 2)...were 35-34 after the All-Star Break...

** season-high 9-game win streak May 27-June 5...had season-high 6-game losing streak Aug. 20-25...

** Seattle in 2003 series: won—28; lost—19; split—5; sweeps—8; swept—1...

** were 33-16 vs. left-handed starters, 60-53 vs. right-handed starters on the season...

** were 6-4 in extra innings...19-6 on Tuesday, best day of the week...9-15 on Wednesday, worst day of week

** did not allow an un-earned run in June; 1st team since '99 Mets to go a calendar month (June) w/out an un-earned run...

** season-high 4 errors September 2 at Tampa Bay; most since committing 4 Sept. 25, 2001 at Texas...

** Randy Winn's five hits May 27 at Kansas City tied a club record (done 22 times)...

** batted around nine times: last: Aug. 30 vs. Baltimore, 5th inning...

** Edgar Martinez HR'ed on a 3-0 count May 10, the M's first 3-0 HR since Glenallen Hill on June 9, 1998 at SF

** season-high 15 runs May 27 at Kansas City...season-high 20 hits May 27 at KC and July 2 at Oakland...

** set club record w/7 consecutive hits to start game June 1 at Min. (6 1B's, 3B)...

** won 2000th game as a franchise Aug. 19 in Toronto, 9-1...

MARINERS RECORD WHEN THEY:

lead after 6.....80-7	trail after 6.....8-57	tied after 6.....4-5
lead after 7.....83-5	trail after 7.....3-61	tied after 7.....6-3
lead after 8.....85-3	trail after 8.....3-63	tied after 8.....4-3
score first.....67-19	hit a HR.....61-28	out-hit opponent.....69-9
score 4+ runs.....80-18	score in 3+ innings.....70-12	out-hit by opponent.....14-56
score 3 or less.....13-51	decided in last AB.....13-9	lineups used.....110
come-from-behind wins.....34	transactions (DL).....56 (12)	players used (pitchers)....37 (18)
@Safeco (roof open).....41-25	@Safeco (roof closed).....7-1	@Safeco (roof moved).....3-4

2003 TEAM HIGHLIGHTS (Continued)

STARTS BY POSITION (club record):

SP – Garcia 33 (14-19), Moyer 33 (25-8), Pineiro 32 (19-13), Franklin 32 (18-14), Meche 32 (17-15)

DH – Martinez 138 (78-60), McLemore 4 (2-2), Mabry 7(4-3), Colbrunn 3 (2-1), Guillen (1-0)

C – Davis 66 (37-29), Wilson 92 (55-37) Borders 4 (1-3)

1B – Olerud 143 (82-61), Colbrunn 13 (10-3), Mabry 5 (1-4), Bloomquist 1 (0-1)

2B – Boone 160 (93-67), McLemore 2 (0-2)

3B – Cirillo 76 (49-27), McLemore 25 (11-14), Bloomquist 29 (18-11), Guillen 32 (15-17)

SS–Guillen 70 (43-27), McLemore 34 (19-15), Bloomquist 14 (9-5), Sanchez 44 (22-22)

LF – Winn 135 (75-60), Mabry 7 (1-6), Bloomquist 7 (7-0), McLemore 13 (10-3)

CF – Cameron 145 (82-63), Winn 17 (11-6)

RF – Ichiro 156 (91-65), Mabry 3 (0-3), Winn 3 (2-1)

RECORD BY DAY OF WEEK:

Sun: 17-9 Mon: 4-5 Tue: 19-6 Wed: 10-17 Thur: 11-12 Frid: 19-7 Sat: 13-13

RECORD BY MONTH:

Apr: 17-10 May: 19-8 June: 17-10 July: 13-14 Aug: 14-15 Sept: 13-12

SCORE BY INNINGS...

	1	2	3	4	5	6	7	8	9	X	Total
Sea	115	83	70	101	121	94	74	70	55	12	795
Opp	80	82	78	68	91	60	52	60	56	10	637

RECORD BY HOME RUN...

0	1	2	3	4	5	6	7
32-41	31-23	20-4	8-1	2-0	0-0	0-0	0-0

HOME RUNS...

Lead-off (3): Ichiro (3): July 8 vs. Bal., June 17 vs. Ana, May 17 at Det.

Inside-the-Park (1): Winn, Sept. 22 at Ana

Grand slams (8): Winn (2), Sept. 13 vs. ANA & July 30 vs. Det; Olerud, Aug. 2 vs. CWS; Ichiro(2), Aug. 15 vs. Bos & July 18 in KC; Bloomquist, July 12 vs. TB; Boone, June 17 vs. Ana; Cameron, April 22 vs. Cle...

Back-to-back (1): Boone, Martinez, July 12 vs. TB

Pinch-hit (2): Greg Colbrunn, June 30 at Oak; Mike Cameron, May 30 at Min.

Game-ending (2): Bret Boone, April 13 vs. Tex, Mike Cameron, April 22 vs. Cle

Game-winning in last AB on road (3): Ichiro, July 18 in KC; Mike Cameron, June 5 @Phi; Ben Davis, April 3 @Oak

Multi (6): Boone (3x): April 13 vs. Tex, May 17 at Det, July 25 vs. Tex; Martinez, May 27 @KC; Winn, July 30 vs. Det; Olerud Aug. 2 vs. Chi

THE DISABLED LIST...the Mariners placed six players (eight times) on the disabled list this season, losing a total of 230 player games to injury...here's a look:

Player	DL Dates	Injury	Games Missed	Team Record
Dan Wilson	March 19-April 6	strained left oblique	5	2-3
Kazuhiro Sasaki	April 23-May 8	strained lower back	13	9-4
John Mabry	May 30-June 20	strained latissimus dorsi	19	14-5
Kazuhiro Sasaki	June 11-August 12	fractured ribs	56	29-27
Greg Colbrunn	June 16-June 28	strained right oblique	11	7-4
Greg Colbrunn	July 3-end of season	torn cartilage, right wrist	79	39-40
Jeff Cirillo	July 24-Aug. 19	subluxated right shoulder	24	14-10
Carlos Guillen	July 29-Aug. 23	inflamed pelvis	23	13-10

230 games

2003 Mariners Highs & Lows

CLUB

LONGEST WINNING STREAK	9, May 27-June 5
LONGEST LOSING STREAK	6, August 20-25
MOST RUNS, GAME:	
Mariners	15, May 27 at Kansas City
Opponents	*16, May 8 vs. New York (AL)
MOST HITS, 9-INNING GAME:	
Mariners	20 (twice), July 2 at Oakland & May 27 at Kansas City
Opponents	17, May 8 vs. New York (AL)
MOST RUNS, INNING:	
Mariners	10, August 30 vs. Baltimore, 5th inn.
Opponents	10, May 8 vs. New York (AL), 3rd inn.
MOST HITS, INNING:	
Mariners	8, June 1 at Minnesota, 1st inn.
Opponents	7 (twice), last: May 27 at Kansas City, 9th inn. & May 8 vs. New York (AL), 3rd inn.
MOST DOUBLES, GAME:	
Mariners	6 (5x), last: August 10 at New York (AL)
Opponents	5 (4x), last: September 21 at Oakland
MOST TRIPLES, GAME:	
Mariners	2 (3x), last: August 13 vs. Toronto
Opponents	1 (5x), last: September 3 at Tampa Bay
MOST HOME RUNS, GAME:	
Mariners	4 (twice), May 27 at Kansas City & July 25 vs. Texas
Opponents	6, May 21 vs. Kansas City
MOST STOLEN BASES, 9- INNING GAME:	
Mariners	4 (twice), June 15 vs. Atlanta & May 16 at Detroit
Opponents	3 (twice), April 19 at Anaheim & September 12 vs. Anaheim
MOST ERRORS, 9-INNING GAME:	
Mariners	3, May 14 at Cleveland
Opponents	3 (6x), last: August 30 vs. Orioles
MOST STRIKEOUTS, 9-INNING GAME:	
Mariners batters	14, May 7 vs. New York (AL)
Opponent batters	14, August 3 vs. Chicago
MOST WALKS, 9-INNING GAME:	
Mariners batters	11, April 11 vs. Texas
Opponent batters	9, August 23 at Boston
MOST LEFT ON BASE, 9-INNING GAME:	
Mariners batters	14, April 11 vs. Texas
Opponent batters	15, August 23 at Boston
LARGEST WINNING MARGIN	13, July 2 at Oakland
LARGEST LOSING MARGIN	12, September 21 at Oakland
LONGEST GAME, INNINGS, AT HOME	13, April 13 vs. Texas
LONGEST GAME, INNINGS, ON ROAD	13, September 5 at Baltimore
SHORTEST GAME, TIME, 9-INNINGS AT HOME	*2:04, April 23 vs. Cleveland
SHORTEST GAME, TIME, 9-INNINGS ON ROAD	2:07 (twice), Sept. 3 at Tampa Bay & Sept. 24 at Anaheim
LONGEST GAME, TIME, 9-INNINGS AT HOME	3:34, May 6 vs. New York (AL)
LONGEST GAME, TIME, 9-INNINGS ON ROAD	3:50, August 10 at New York (AL)
LONGEST GAME, TIME, EXTRA-INNINGS AT HOME	4:02, April 13 vs. Texas
LONGEST GAME, TIME, EXTRA-INNINGS ON ROAD	5:01, September 5 at Baltimore
LARGEST CROWD, HOME	46,171, August 15 vs. Boston
SMALLEST CROWD, HOME	25,231, April 22 vs. Cleveland
LARGEST CROWD, ROAD	54,945, August 9 at New York (AL)
SMALLEST CROWD, ROAD	6,295, April 3 at Oakland

* Safeco Field Record

^ Ties Mariners Record

INDIVIDUAL BATTING

LONGEST HITTING STREAK	19, Ichiro Suzuki, June 4-24
MOST HITS, GAME	^5, Randy Winn, May 27 at Kansas City
MOST RUNS, GAME	4, Ichiro Suzuki, June 17 vs. Anaheim
MOST DOUBLES, GAME	^3 (2x), Ben Davis, June 21 at San Diego & Ichiro Suzuki, Sept. 20 at Oakland
MOST TRIPLES, GAME	^2, Carlos Guillen, May 9 vs. Chicago
MOST HOME RUNS, GAME	2 (8x), last: John Olerud, August 2 vs. Chicago
MOST RBIs, GAME:	7, John Olerud, August 2 vs. Chicago
MOST SBs, GAME:	3, Ichiro Suzuki, June 15 vs. Atlanta
GRAND SLAMS:	Mike Cameron, April 22 vs. Cleveland
.....	Bret Boone, June 17 vs. Anaheim
.....	Willie Bloomquist, July 13 vs. Tampa Bay
.....	Ichiro Suzuki, July 18 vs. Kansas City
.....	Randy Winn, July 30 vs. Detroit
.....	John Olerud, August 2 vs. Chicago
.....	Ichiro Suzuki, August 15 vs. Boston
.....	Randy Winn, September 13 vs. Anaheim

INDIVIDUAL PITCHING

FEWEST HITS ALLOWED (CG EFFORT):

Mariners	2, Ryan Franklin, July 23 vs. Oakland
Opponents	2, Doug Weachter, September 3 at Tampa Bay

MOST STRIKEOUTS, GAME:

Mariners	12, Joel Pineiro, May 30 at Minnesota
Opponents	12, Mike Mussina, May 7 vs. New York (AL)

MOST WALKS, GAME:

Mariners	6, (3x), last: Freddy Garcia, August 23 at Boston
Opponents	7, Chan Ho Park, April 11 vs. Texas

MOST INNINGS, GAME, STARTER:

Mariners	9.0 (5x), last: Jamie Moyer, September 22 at Anaheim
Opponents	9.0 (6x), last: John Lackey, September 24 at Anaheim

MOST INNINGS, GAME, RELIEVER:

Mariners	5.1, Julio Mateo, August 1 vs. Chicago
Opponents	5.0, twice: Tony Fiore, June 1 at Minnesota & Jeremy Griffiths at New York Mets

LONGEST WINNING STREAK

.....	8, Joel Pineiro, June 16-July 31
-------	----------------------------------

LONGEST LOSING STREAK

.....	6, Freddy Garcia, July 4-August 7
-------	-----------------------------------

MOST CONSECUTIVE SCORELESS INNINGS:

Starter	20.1, Gil Meche, April 17-May 4
Relievers	^^28.2, Shigetoshi Hasegawa, June 1-August 22

^ Ties Mariners record

^^ Mariners record

2003 PINCH-HITTERS

BATTER	AVG.	G	AB	R	H	2B	3B	HR	RBI	BB	SO
Bloomquist	.167	9	6	0	1	0	0	0	1	0	2
Borders	.500	2	2	1	1	0	0	0	0	0	1
Cameron	1.000	1	1	1	1	0	0	1	2	0	0
Colbrunn	.500	5	4	1	2	0	0	1	1	1	1
Davis	.143	7	7	0	1	0	0	0	0	0	2
Mabry	.087	28	23	1	2	0	0	0	3	3	8
Martinez	.167	7	6	0	1	0	0	0	0	1	2
McLemore	.167	7	6	0	1	0	0	0	0	1	1
Olerud	.000	2	1	0	0	0	0	0	0	1	0
Strong	.000	1	1	0	0	0	0	0	0	0	0
Suzuki	.000	2	2	0	0	0	0	0	0	0	0
Ugueto	.000	2	1	0	0	0	0	0	1	1	0

2003 WON-LOST BREAKDOWN

	HOME	ROAD	TOTAL
SEASON	50-31	43-38	93-69
SHUTOUTS	10-4	5-6	15-10
SHO - INDIVIDUAL	2-0	1-3	3-3
EXTRA INNINGS	2-1	4-5	6-6
ONE-RUN DECISIONS	10-5	6-10	16-15
TWO-RUN DECISIONS	6-8	8-7	14-15
VS. LH STARTERS	17-7	16-9	33-16
VS. RH STARTERS	33-24	27-29	60-53
GRASS FIELDS	50-31	33-33	83-64
ARTIFICIAL FIELDS	0-0	1-5	10-5
DAY GAMES	15-7	14-9	29-16
NIGHT GAMES	35-24	29-29	64-53
APRIL	11-5	6-5	17-10
MAY	6-6	13-2	19-8
JUNE	7-6	10-4	17-10
JULY	9-6	4-8	13-14
AUGUST	10-6	4-9	14-15
SEPT/OCT	7-2	6-10	13-12
AT ALL-STAR BREAK	27-20	31-15	58-35
AFTER ALL-STAR BREAK	23-11	12-23	35-34

	HOME	ROAD	TOTAL
VS. AL WEST	19-10	14-15	33-25
VS. ANAHEIM	6-4	5-4	11-8
VS. OAKLAND	7-2	5-5	12-7
VS. TEXAS	6-4	4-6	10-10
VS. AL CENTRAL	12-10	6-13	18-23
VS. BALTIMORE	4-2	1-2	5-4
VS. BOSTON	2-1	0-4	2-5
VS. NEW YORK	1-2	3-3	4-5
VS. TAMPA BAY	3-3	1-2	4-5
VS. TORONTO	2-2	1-2	3-4
VS. AL EAST	15-6	17-7	32-13
VS. CLEVELAND	3-0	3-3	6-3
VS. CHICAGO	4-2	3-0	7-2
VS. DETROIT	5-1	3-0	8-1
VS. KANSAS CITY	2-1	3-3	5-4
VS. MINNESOTA	1-2	5-1	6-3
VS. NATIONAL LEAGUE	4-5	6-3	10-8
VS. ATLANTA	2-1	0-0	2-1
VS. MONTREAL	1-2	0-0	1-2
VS. NEW YORK	0-0	2-1	2-1
VS. PHILADELPHIA	0-0	3-0	3-0
VS. SAN DIEGO	1-2	1-2	2-4

2003 IN REVIEW

TEAM DESIGNATED HITTING

YEAR	AVG.	AB	R	H	2B	3B	HR	RBI	BB	SO
1977	.243	608	77	148	21	2	16	64	58	91
1978	.225	582	70	131	21	1	17	70	76	105
1979	.277	653	81	181	20	5	29	106	42	114
1980	.259	609	70	158	29	2	19	71	61	98
1981	.292	435	52	127	17	1	19	49	33	85
1982	.279	634	83	177	34	1	24	77	60	118
1983	.235	586	72	138	29	0	20	74	67	113
1984	.233	597	89	139	20	0	31	82	95	128
1985	.211	596	94	126	20	1	39	105	101	155
1986	.254	594	93	151	18	6	30	89	91	150
1987	.258	573	93	148	18	2	34	109	103	122
1988	.246	585	79	144	29	2	24	80	89	100
1989	.259	633	74	164	25	1	21	96	45	114
1990	.250	608	68	152	25	0	23	99	72	102
1991	.226	606	62	137	26	2	14	91	73	99
1992	.275	625	84	172	42	0	22	88	56	87
1993	.253	597	86	151	25	1	19	77	85	92
1994	.265	442	55	117	22	1	19	63	48	85
1995	.355	519	124	184	54	0	29	113	117	89
1996	.309	596	134	184	50	2	32	111	128	105
1997	.315	562	107	177	34	1	26	113	119	104
1998	.312	568	91	177	45	1	28	102	105	100
1999	.318	556	99	177	38	1	25	95	104	113
2000	.324	577	110	187	32	0	38	149	101	101
2001	.305	577	104	176	47	1	24	131	106	106
2002	.274	583	77	160	35	0	23	99	89	112
2003	.291	553	93	161	30	0	24	107	104	108
Totals	.271	15654	2321	4244	803	34	669	2505	2228	2896

2003 MARINERS DAY-BY-DAY

2003 IN REVIEW

G	D	D/N	OPP	W/L	SCR	WINNER/LOSER/SAVE	REG.	POS	GA/GB	CLUBS
1	4/1	N	@Oak	L	0-5	Hudson/Garcia (0-1)	0-1	4	-1.0	(Oak)
2	4/2	N	@Oak	L	3-8	Zito/Moyer (0-1)	0-2	4	-2.0	(Oak)
3	4/3	D	@Oak	W	7-6 (11)	Nelson (1-0)/Rincon	1-2	T3	-1.0	(Oak, Ana)
4	4/4	D	@Tex	W	6-4	Franklin (1-0)/Cordero/Sasaki (1)	2-2	T2	-1.0	(Oak)
5	4/5	N	@Tex	L	4-8	Lewis/Meché (0-1)	2-3	T2	-2.0	(Oak)
6	4/6	D	@Tex	W	11-2	Garcia (1-1)/Park	3-3	2	-2.0	(Oak)
	4/7					OFF DAY	3-3	2	-2.0	(Oak)
7	4/8	D	Ana	W	5-0	Moyer (1-1)/Ortiz	4-3	2	-2.0	(Oak)
8	4/9	N	Ana	L	1-5	Appier/Pineiro (0-1)	4-4	2	-3.0	(Oak)
9	4/10	N	Ana	L	0-3	Washburn/Franklin (1-1)/Percival	4-5	T2	-3.0	(Oak)
10	4/11	N	Tex	L	2-4	Park/Garcia (1-2)/Urbina	4-6	T3	-3.0	(Oak)
11	4/12	N	Tex	W	13-4	Meché (1-1)/Drese	5-6	3	-2.0	(Oak)
12	4/13	D	Tex	W	4-3 (13)	Sasaki (1-0)/Dicke	6-6	3	-1.0	(Oak, Ana)
13	4/14	N	Oak	W	4-3	Pineiro (1-1)/Mulder/Sasaki (2)	7-6	T1	-	(Oak, Ana)
14	4/15	N	Oak	W	5-3	Rhodes (1-0)/Bowle/Sasaki (3)	8-6	1	+1.0	(Oak, Ana)
15	4/16	N	Oak	L	1-4	Hudson/Garcia (1-3)/Foulke	8-7	T1	-	(Oak, Ana)
16	4/17	D	Oak	W	4-3 (10)	Nelson (2-0)/Fikac	9-7	1	+1.0	(Oak, Ana)
17	4/18	N	@Ana	W	8-2	Moyer (2-1)/Ortiz	10-7	1	+1.0	(Oak)
18	4/19	N	@Ana	L	6-7	Rodriguez/Sasaki (1-1)	10-8	T1	-	(Oak)
19	4/20	D	@Ana	W	7-6	Hasegawa (1-0)/Percival/Sasaki (4)	11-8	1	+1.0	(Oak)
	4/21					OFF DAY	11-8	1	+1.0	(Oak)
20	4/22	N	Cle	W	8-5	Carrara (1-0)/Baez	12-8	1	+1.0	(Oak)
21	4/23	N	Cle	W	4-0	Meché (2-1)/Rodriguez	13-8	1	+2.0	(Oak)
22	4/24	N	Cle	W	4-2	Moyer (3-1)/Traber/Nelson (1)	14-8	1	+2.0	(Oak)
23	4/25	N	Det	W	6-0	Pineiro (2-1)/Maroth	15-8	1	+2.0	(Oak)
24	4/26	N	Det	L	4-6	Walker/Franklin (1-2)/Anderson	15-9	1	+1.0	(Oak)
25	4/27	D	Det	W	4-3	Garcia (2-3)/Bernero/Nelson (2)	16-9	1	+1.0	(Oak)
	4/28					OFF DAY	16-9	1	+1.0	(Oak)
26	4/29	N	@NYY	W	6-0	Meché (3-1)/Clemens	17-9	1	+1.0	(Oak)
27	4/30	N	@NYY	L	5-8	Pettitte/Moyer (3-2)	17-10	T1	-	(Oak)
28	5/1	N	@NYY	L	1-2	Mussina/Pineiro (2-2)/Rivera	17-11	T1	-	(Oak)
29	5/2	N	@CWS	W	9-2	Franklin (2-2)/Loaiza	18-11	1	+1.0	(Oak)
30	5/3	N	@CWS	W	12-2	Garcia (3-3)/Stewart	19-11	1	+1.0	(Oak)
31	5/4	N	@CWS	W	5-1 (6)	MECHE (4-1)/COLON	20-11	1	+1.0	(Oak)
	5/5					OFF DAY	20-11	1	+1.0	(Oak)
32	5/6	N	NYY	W	12-7	Moyer (4-2)/Pettitte	21-11	1	+1.0	(Oak)
33	5/7	N	NYY	L	2-7	Mussina/Pineiro (2-3)	21-12	1	+1.0	(Oak)
34	5/8	N	NYY	L	5-16	Wells/Garcia (3-4)	21-13	T1	-	(Oak)
35	5/9	N	CWS	W	6-3	Franklin (3-2)/Wright/Nelson (3)	22-13	T1	-	(Oak)
36	5/10	N	CWS	L	3-4	Colon/Meché (4-2)/Marte	22-14	T1	-	(Oak)
37	5/11	D	CWS	W	7-2	Moyer (5-2)/Buehrle	23-14	T1	-	(Oak)
	5/12					OFF DAY	23-14	T1	-	(Oak)
38	5/13	N	@Cle	W	8-3	Pineiro (3-3)/Anderson	24-14	T1	-	(Oak)
39	5/14	N	@Cle	L	2-7	Davis/Garcia (3-5)	24-15	T1	-	(Oak)
40	5/15	N	@Cle	W	9-1	Carrara (2-0)/Westbrook	25-15	T1	-	(Oak)
41	5/16	N	@Det	W	6-3	Meché (5-2)/Bonderman/Sasaki (5)	26-15	1	+1.0	(Oak)
42	5/17	D	@Det	W	6-3	Moyer (6-2)/Cornejo/Sasaki (6)	27-15	1	+2.0	(Oak)
43	5/18	D	@Det	W	6-2	Pineiro (4-3)/Maroth	28-15	1	+2.0	(Oak)
	5/19					OFF DAY	28-15	1	+2.0	(Oak)
44	5/20	N	KC	W	7-4	Nelson (3-0)/Carrasco	29-15	1	+2.0	(Oak)
45	5/21	N	KC	L	5-14	George/Garcia (3-6)	29-16	1	+2.0	(Oak)
46	5/22	D	KC	W	5-1	Meché (6-2)/Affeldt	30-16	1	+3.0	(Oak)
47	5/23	N	Min	W	5-2	Moyer (7-2)/Radke/Sasaki (7)	31-16	1	+3.0	(Oak)
48	5/24	N	Min	L	2-7	LOHSE/Pineiro (4-4)	31-17	1	+3.0	(Oak)
49	5/25	N	Min	L	1-3	Reed/Franklin (3-3)/Guardado	31-18	1	+2.0	(Oak)
	5/26					OFF DAY	31-18	1	+2.0	(Oak)
50	5/27	N	@KC	W	15-7	Garcia (4-6)/George	32-18	1	+3.0	(Oak)
51	5/28	D	@KC	W	5-2	Moyer (8-2)/Affeldt/Sasaki (8)	33-18	1	+4.0	(Oak)
52	5/29	N	@MIN	W	10-6	Meché (7-2)/Radke	34-18	1	+4.0	(Oak)
53	5/30	N	@Min	W	6-0	Pineiro (5-4)/Lohse	35-18	1	+5.0	(Oak)
54	5/31	D	@Min	W	5-2	Franklin (4-3)/Reed/Sasaki (9)	36-18	1	+5.0	(Oak)
55	6/1	D	@Min	W	9-5	Garcia (5-6)/Rogers	37-18	1	+5.0	(Oak)
	6/2					OFF DAY	37-18	1	+5.0	(Oak)
56	6/3	N	@Phi	W	4-0	Moyer (9-2)/Millwood	38-18	1	+6.0	(Oak)
57	6/4	N	@Phi	W	7-2	Meché (8-2)/Padilla	39-18	1	+6.0	(Oak)
58	6/5	N	@Phi	W	5-4	Mateo (1-0)/Mesa/Sasaki (10)	40-18	1	+7.0	(Oak)
59	6/6	N	@NYM	L	2-3	Seo/Franklin (4-4)/Benitez	40-19	1	+6.0	(Oak)
	6/7	N	@NYM			GAME RAINED OUT (SCHEDULED AS PART OF DH 6/8)	40-19	1	+6.0	(Oak)
60	6/8	D	@NYM	W	13-1	GARCIA (6-6)/Leiter	41-19	1	+7.0	(Oak)
61	#2	D	@NYM	W	7-0	Moyer (10-2)/Bacsik	42-19	1	+8.0	(Oak)
	6/9					OFF DAY	42-19	1	+8.0	(Oak)
62	6/10	N	Mon	L	3-7	Vazquez/Meché (8-3)	42-20	1	+7.0	(Oak)
63	6/11	N	Mon	L	1-3	Hernandez/Pineiro (5-5)	42-21	1	+7.0	(Oak)
64	6/12	N	Mon	W	1-0	Franklin (5-4)/Vargas/Rhodes (1)	43-21	1	+8.0	(Oak)
65	6/13	N	AU	W	2-1	Garcia (7-6)/Ortiz/Nelson (4)	44-21	1	+8.0	(Oak)

2003 MARINERS DAY BY DAY (Continued)

G	D	D/N	OPP	W/L	SCR	WINNER/LOSER/SAVE	REC.	POS	GA/GB	CLUBS
66	6/14	D	Atl	L	1-3	Hampton/Moyer (10-3)/Smoltz	44-22	1	+7.0	(Oak)
67	6/15	N	Atl	W	2-1	Meche (9-3)/Maddux/Nelson (5)	45-22	1	+7.0	(Oak)
68	6/16	N	Ana	W	6-3	Pineiro (6-5)/Lackey/Rhodes (2)	46-22	1	+7.5	(Oak)
69	6/17	N	Ana	W	8-4	Franklin (6-4)/Appier	47-22	1	+7.5	(Oak)
70	6/18	N	Ana	W	2-0	Garcia (8-5)/Sele/Rhodes (3)	48-22	1	+7.5	(Oak)
71	6/19	N	Ana	L	0-2	Ortiz/Moyer (10-4)/Percival	48-23	1	+6.5	(Oak)
72	6/20	N	@SD	L	3-5	Matthews/Nelson (3-1)	48-24	1	+5.5	(Oak)
73	6/21	N	@SD	W	4-2	Pineiro (7-5)/Eaton/Hasegawa (1)	49-24	1	+6.5	(Oak)
74	6/22	D	@SD	L	1-3	Peavy/Franklin (6-5)/Beck	49-25	1	+5.5	(Oak)
	6/23					OFF DAY	49-25	1	+5.0	(Oak)
75	6/24	N	@Ana	W	6-4	Garcia (3-6)/Sele/Nelson (6)	50-25	1	+6.0	(Oak)
76	6/25	N	@Ana	L	3-6	Ortiz/Moyer (10-5)/Percival	50-26	1	+6.0	(Oak)
77	6/26	N	@Ana	W	10-6	Meche (10-3)/Washburn/Hasegawa (2)	51-26	1	+6.0	(Oak)
78	6/27	N	SD	W	8-2	Pineiro (8-5)/Eaton (2-7)	52-26	1	+7.0	(Oak)
79	6/28	N	SD	L	0-6	Peavy/Franklin (6-6)	52-27	1	+7.0	(Oak)
80	6/29	D	SD	L	6-8	Beck/Rhodes (1-1)/Witasick (2)	52-28	1	+6.0	(Oak)
81	6/30	N	@Oak	W	3-1	Moyer (11-5)/Harang/Nelson(7)	53-28	1	+7.0	(Oak)
82	7/1	N	@Oak	L	2-3(11)	Foulke/Nelson(3-2)	53-29	1	+6.0	(Oak)
83	7/2	N	@Oak	W	13-0	Pineiro(9-5)/Lily	54-29	1	+7.0	(Oak)
84	7/3	D	@Oak	L	2-5	Zito/Franklin (6-7)/Foulke	54-30	1	+6.0	(Oak)
85	7/4	N	@Tex	L	3-7	Dickey/Garcia (9-7)/Urbina	54-31	1	+6.0	(Oak)
86	7/5	N	@Tex	W	3-2 (10)	Soriano(1-0)/Urbina/Hasegawa (3)	55-31	1	+7.0	(Oak)
87	7/6	N	@Tex	L	1-5	Valdes/Meche (10-4)	55-32	1	+6.0	(Oak)
	7/7					OFF DAY	55-32	1	+6.0	(Oak)
88	7/8	N	Bal	W	6-5	Pineiro (10-5)/Johnson/Hasegawa (4)	56-32	1	+7.0	(Oak)
89	7/9	N	Bal	L	2-7	Helling/Franklin (6-8)	56-33	1	+6.0	(Oak)
90	7/10	N	Bal	L	1-4	PONSON/Garcia (9-8)	56-34	1	+5.0	(Oak)
91	7/11	N	TB	W	4-3	Moyer (12-5)/Harper/Hasegawa (5)	57-34	1	+5.0	(Oak)
92	7/12	N	TB	L	5-6	Zambrano/Meche (10-5)	57-35	1	+4.0	(Oak)
93	7/13	D	TB	W	13-2	Pineiro (12-5)/Standridge	58-35	1	+4.0	(Oak)
	7/14-7/16					ALL-STAR BREAK	58-35	1	+4.0	(Oak)
94	7/17	N	@KC	L	1-7	Lima/Garcia (9-9)	58-36	1	+4.0	(Oak)
95	7/18	N	@KC	W	6-3	Rhodes (2-1)/MacDougal/Hasegawa (6)	59-36	1	+4.0	(Oak)
96	7/19	D	@KC	L	1-5	May/Meche (10-6)	59-37	1	+4.0	(Oak)
97	7/20	D	@KC	L	5-7 (10)	Kwison/Rhodes (2-2)	59-38	1	+5.0	(Oak)
98	7/21	N	@Min	L	4-5	Rincon/Rhodes (2-3)	59-39	1	+4.0	(Oak)
99	7/22	N	@Min	W	10-8	Mateo (2-0)/Mays/Hasegawa (7)	60-39	1	+4.0	(Oak)
100	7/23	N	Oak	W	6-0	FRANKLIN (7-8)/Zito	61-39	1	+5.0	(Oak)
101	7/24	N	Oak	L	0-3	Mulder/Meche (10-7)/Foulke	61-40	1	+4.0	(Oak)
102	7/25	N	Tex	W	11-5	Moyer (13-5)/Ellis/Soriano (1)	62-40	1	+4.0	(Oak)
103	7/26	D	Tex	W	4-0	PINEIRO (12-5)/Lewis	63-40	1	+4.0	(Oak)
104	7/27	D	Tex	L	3-7	Thomson/Garcia (9-10)	63-41	1	+3.0	(Oak)
105	7/28	N	Tex	L	1-10	Benoit/Franklin (7-9)	63-42	1	+3.0	(Oak)
106	7/29	N	Det	W	11-5	Meche (11-7)/Roney	64-42	1	+3.0	(Oak)
107	7/30	N	Det	W	13-3	Moyer (14-5)/Cornojo	65-42	1	+4.0	(Oak)
108	7/31	D	Det	W	4-0	Pineiro (13-5)/Ledezma	66-42	1	+4.0	(Oak)
109	8/1	N	CWS	L	1-12	Colon/Garcia (9-11)	66-43	1	+3.0	(Oak)
110	8/2	N	CWS	W	10-0	Franklin (8-9)/Wright	67-43	1	+4.0	(Oak)
111	8/3	D	CWS	W	8-2	Meche (12-7)/Buehrle	68-43	1	+4.0	(Oak)
	8/4					OFF DAY	68-43	1	+4.0	(Oak)
112	8/5	N	@Cle	W	2-1	Moyer (15-5)/Sabathia/Hasegawa (8)	69-43	1	+4.0	(Oak)
113	8/6	N	@Cle	L	6-10	Westbrook/Pineiro (13-6)	69-44	1	+3.0	(Oak)
114	8/7	N	@Cle	L	0-3	Traber/Garcia (9-12)/Baez (24)	69-45	1	+3.0	(Oak)
115	8/8	N	@NYY	L	7-9	Hitchcock/Franklin (8-10)/Rivera	69-46	1	+3.0	(Oak)
116	8/9	D	@NYY	W	2-1	Meche (13-7)/PETTITTE/Hasegawa (9)	70-46	1	+3.0	(Oak)
117	8/10	D	@NYY	W	8-6	Soriano (2-0)/Osuna/Hasegawa (10)	71-46	1	+4.0	(Oak)
118	8/11	N	Tor	L	3-5	Hendrickson/Pineiro (13-7)/Lopez	71-47	1	+3.0	(Oak)
119	8/12	N	Tor	W	3-1	Garcia (10-12)/HALLADAY/Hasegawa(11)	72-47	1	+3.0	(Oak)
120	8/13	N	Tor	W	13-6	Mateo (3-0)/Kershner	73-47	1	+4.0	(Oak)
121	8/14	N	Tor	L	2-5	Escobar/Meche (13-8)/Lopez	73-48	1	+4.0	(Oak)
122	8/15	N	Bos	W	10-5	Mateo (4-0)/Timlin/Hasegawa (12)	74-48	1	+5.0	(Oak)
123	8/16	D	Bos	L	1-5	Martinez/Pineiro (13-8)	74-49	1	+4.0	(Oak)
124	8/17	D	Bos	W	3-1	Garcia (11-12)/Burkett/Hasegawa (13)	75-49	1	+4.0	(Oak)
	8/18					OFF DAY	75-49	1	+4.0	(Oak)
125	8/19	N	@Tor	W	9-1	Franklin (9-10)/Escobar	76-49	1	+4.0	(Oak)
126	8/20	N	@Tor	L	2-5	TOWERS/Meche (13-9)	76-50	1	+3.0	(Oak)
127	8/21	N	@Tor	L	3-7	Hendrickson/Moyer (15-6)	76-51	1	+3.0	(Oak)
128	8/22	N	@Bos	L	4-6	Suppan/Pineiro (13-9)/Kin	76-52	1	+3.0	(Oak)
129	8/23	N	@Bos	L	6-7 (10)	Timlin/Sasaki (1-2)	76-53	1	+2.0	(Oak)
130	8/24	N	@Bos	L	1-6	Lowe/Franklin (9-11)	76-54	1	+1.0	(Oak)
131	8/25	D	@Bos	L	1-8	Martinez/Meche (13-10)/Arrojo	76-55	T1	-	Oak
132	8/26	N	TB	W	9-3	Moyer (16-6)/Zambrano	77-55	T1	-	Oak
133	8/27	N	TB	L	4-8	Waechter/Pineiro (13-10)	77-56	2	-1.0	Oak

2003 MARINERS DAY BY DAY (Continued)

G	D	D/N	OPP	W/L	SCR	WINNER/LOSER/SAVE	REC.	POS	GA/GB	CLUBS
134	8/28	D	TB	L	2-3	Harper/Hasegawa (1-1)/Carter	77-57	2	-2.0	Oak
135	8/29	N	Bal	W	3-2	Soriano (3-0)/Julio	78-57	2	-2.0	Oak
136	8/30	D	Bal	W	13-1	Meche (14-10)/Moss	79-57	2	-2.0	Oak
137	8/31	D	Bal	W	3-0	Moyer (17-6)/Johnson/Hasegawa (14)	80-57	2	-2.0	Oak
138	9/2	N	@TB	W	10-8 (11)	Hasegawa (2-1)/Carter	81-57	2	-2.0	Oak
139	9/3	N	@TB	L	0-7	Waechter/Garcia (11-13)	81-58	2	-2.0	Oak
140	9/4	N	@TB	L	0-1	SOSA/FRANKLIN (9-12)	81-59	2	-2.0	Oak
141	9/5	N	@Bal	W	6-4 (13)	Rhodes (3-3)/Ligtenberg	82-59	2	-2.0	Oak
142	9/6	N	@Bal	L	1-3	DuBose/Moyer (17-7)/Julio	82-60	2	-2.0	Oak
143	9/7	D	@Bal	L	1-2	Hentgen/Garcia (11-14)/Julio	82-61	2	-2.0	Oak
	9/8					OFF DAY	82-61	2	-1.5	Oak
144	9/9	N	Tex	L	4-5	Mahay/Hasegawa (2-2)/Cordero	82-62	2	-2.5	Oak
145	9/10	N	Tex	W	3-1	PINEIRO (14-10)/Thomson	83-62	2	-2.5	Oak
146	9/11	N	Tex	W	8-2	Meche (15-10)/Callaway	84-62	2	-2.5	Oak
147	9/12	N	Ana	W	7-4	Moyer (18-7)/Lackey/Hasegawa (15)	85-62	2	-2.5	Oak
148	9/13	N	Ana	W	5-1	Garcia (12-14)/Rodriguez	86-62	2	-2.5	Oak
149	9/14	D	Ana	L	1-2	Gregg/Franklin (9-13)/Percival	86-63	2	-3.0	Oak
150	9/15	N	@Tex	L	4-6	Lewis/Pineiro (14-11)/Cordero	86-64	2	-4.5	Oak
151	9/16	N	@Tex	L	5-10	Thomson/Meche (15-11)	86-65	2	-4.5	Oak
152	9/17	N	@Tex	W	5-1	Moyer (19-7)/Drease	87-65	2	-4.5	Oak
153	9/18	D	@Tex	L	1-2 (10)	Cordero/Hasegawa (2-3)	87-66	2	-5.0	Oak
154	9/19	N	@Oak	W	6-1	Franklin (10-13)/Hudson	88-66	2	-4.0	Oak
155	9/20	D	@Oak	W	9-3	Pineiro (15-11)/Duchscherer	89-66	2	-3.0	Oak
156	9/21	D	@Oak	L	0-12	Lilly/Meche (15-12)	89-67	2	-4.0	Oak
157	9/22	N	@Ana	W	5-1	MOYER (20-7)/Washburn	90-67	2	-4.0	Oak
158	9/23	N	@Ana	L	1-2 (11)	Hasegawa (2-4)/Rodriguez	90-68	2	-5.0	Oak
159	9/24	D	@Ana	L	0-4	LACKEY/Meche (15-13)	90-69	2	-6.0	Oak
	9/25					OFF DAY	90-69	2	-6.0	Oak
160	9/26	N	Oak	W	9-3	Pineiro (16-11)/Wood/Mateo (1)	91-69	2	-5.0	Oak
161	9/27	D	Oak	W	7-4	Franklin (11-13)/Bradford/Hasegawa (16)	92-69	2	-4.0	Oak
162	9/28	D	Oak	W	9-3	Moyer (21-7)/Lilly	93-69	2	-3.0	Oak

Mariners 2003 Transactions

Jan. 8	Greg Colbrunn, IF, signed to a two-year deal.	Tim Hamluack, LHP, re-assigned to minor league camp.	
Jan. 16	John Mabry, OF, signed to a one-year deal.	A.J. Zapp, IF, re-assigned to minor league camp.	
Jan. 24	Jamey Wright, RHP, signed to a minor league contract.	Shin-Soo Choo, OF, re-assigned to minor league camp.	
Feb. 5	Julio Mateo, RHP, signed to a one-year deal.	Chad Meyers, IF, re-assigned to minor league camp.	
	Ryan Anderson, LHP, signed to a one-year deal.	Jamey Wright, RHP, requested unconditional release waivers.	
	Steve Kent, LHP, signed to a one-year deal.	March 18	Bobby Madritsch, LHP, signed to a one-year deal.
	Bobby Madritsch, LHP, signed to a one-year deal.	March 19	Matt Thornton, LHP, signed to a one-year deal.
	Jamal Strong, OF, signed to a one-year deal.		Dan Wilson, C, placed on the 15-day DL with a strained left oblique muscle.
Feb. 27	Ryan Christianson, C, signed to a one-year deal.		Luis Ugueto, IF, optioned to San Antonio.
	Ryan Franklin, RHP, signed to a one-year deal.		Greg Dobbs, IF, re-assigned to minor league camp.
	Rett Johnson, RHP, signed to a one-year deal.	March 20	Norm Charlton, LHP, requested unconditional release waivers.
	Aaron Looper, RHP, signed to a one-year deal.	March 21	Chris Snelling, OF, placed on 15-day disabled list, recovering from surgery to repair a torn ACL.
	Gil Meche, RHP, signed to a one-year deal.	March 28	Giovanni Carrara, RHP, signed to a one-year deal.
March 1	Aaron Taylor, RHP, signed to a one-year deal.	March 29	Pat Borders, C, selected from Tacoma.
	Jeff Heaverlo, RHP, signed to a one-year deal.		Rafael Soriano, RHP, optioned to Tacoma.
	J.J. Putz, RHP, signed to a one-year deal.		J.J. Putz, RHP, optioned to Tacoma.
	Willie Bloomquist, IF, signed to a one-year deal.	April 3	Ken Cloude, RHP, re-assigned to minor league camp.
	Rafael Soriano, RHP, signed to a one-year deal.		Dan Wilson, C, assigned to San Antonio for injury rehabilitation.
	Chris Snelling, OF, signed to a one-year deal.	April 6	Dan Wilson, C, reinstated from the disabled list.
March 2	Luis Ugueto, IF, signed to a one-year deal.		Pat Borders, C, optioned to Tacoma.
March 8	Joel Pinetiro, RHP, signed to a one-year deal.	April 23	Kazuhiro Sasaki, RHP, placed on the 15-day disabled list with a strained right lower back.
	Ryan Anderson, LHP, optioned to Tacoma.	April 24	Rafael Soriano, RHP, recalled from Tacoma.
	Steve Kent, LHP, optioned to Tacoma.	April 29	Chris Snelling, OF, reinstated from the disabled list and optioned to San Antonio.
	Jeff Heaverlo, RHP, optioned to Tacoma.	May 6	Kazuhiro Sasaki, RHP, assigned to injury rehab at Inland Empire.
	Matt Thornton, LHP, optioned to Tacoma.	May 8	Kazuhiro Sasaki, RHP, reinstated from the 15-day disabled list.
	Kenny Kelly, OF, optioned to Tacoma.	May 14	Rafael Soriano, RHP, optioned to Tacoma.
	Ryan Christianson, C, optioned to San Antonio.		Kenny Kelly, OF, designated for assignment.
	Jamal Strong, OF, optioned to Tacoma.		Cristian Guerrero, claimed off waivers from Milwaukee and optioned to Inland Empire.
	Aaron Looper, RHP, optioned to Tacoma.	May 16	Kenny Kelly, OF, outrighted to Tacoma.
	Rett Johnson, RHP, optioned to Tacoma.	May 30	John Mabry, OF, placed on 15-day disabled list with a strained latissimus dorsi tendon.
March 9	Allan Simpson, RHP, re-assigned to minor league camp.		Pat Borders, C, recalled from Tacoma.
March 15	Clint Nageotte, RHP, re-assigned to minor league camp.		
	Aaron Taylor, RHP, optioned to Tacoma.		
	Bobby Madritsch, LHP, optioned to San Antonio.		
	Brian Sweeney, RHP, re-assigned to minor league camp.		
	Norm Charlton, LHP, re-assigned to minor league camp.		
March 16	Rene Rivera, C, re-assigned to minor league camp.		
	Brian Falkenberg, RHP, re-assigned to minor league camp.		

MARINERS 2003 TRANSACTIONS (Continued)

June 6	Matt White , LHP, acquired from Boston Red Sox in exchange for minor league OF Sheldon Fulse . Cristian Guerrero , OF, designated for assignment.	August 8	Armando Benitez , RHP, reports to the Mariners. Aaron Looper , RHP, optioned to Tacoma.
June 10	Julio Mateo , RHP, optioned to Tacoma. Cristian Guerrero , OF, outrighted to Inland Empire.	August 11	J.J. Putz , RHP, optioned to Tacoma.
June 11	Kazuhiko Sasaki , RHP, placed on the 15-day disabled list with bruised ribs Julio Mateo recalled from Tacoma.	August 12	Kazuhiko Sasaki , RHP, reinstated from the disabled list.
June 15	Luis Ugueto , IF, recalled from San Antonio.	August 15	Pat Borders , C, optioned to Tacoma. Brian Sweeney , RHP, selected from Tacoma.
June 16	Greg Colbrunn , IF, placed on the 15-day disabled list with a strained right oblique muscle. Pat Borders , C, optioned to Tacoma. Rafael Soriano , RHP, recalled from Tacoma.	August 19	Matt Thornton , LHP, recalled and placed on the 60-day disabled list. Jeff Cirillo , IF, reinstated from the disabled list.
June 17	John Mabry , OF, assigned to injury rehabilitation in Tacoma.	August 23	Brian Sweeney , outrighted to Tacoma. Carlos Guillen , IF, reinstated from the disabled list.
June 19	Giovanni Carrara , RHP, outrighted to Tacoma.	August 31	Chad Meyers , IF, optioned to Tacoma. Optioned Gil Meche , RHP, to Tacoma.
June 20	John Marby , OF, recalled from rehab and reinstated from the disabled list. Greg Colbrunn , IF, assigned to injury rehabilitation at Tacoma.	Sept. 2	Recalled Pat Borders , C, from Tacoma. Recalled Rett Johnson , RHP, from Tacoma, and placed Johnson on the 15-day disabled list with a strained right shoulder.
June 24	Greg Colbrunn , IF, recalled from rehab assignment.	Sept. 15	Recalled Gil Meche , RHP, Aaron Looper , RHP, Chad Meyers , IF/OF, J.J. Putz , RHP, and Jamal Strong , OF, from Triple-A Tacoma. Selected Brian Sweeney , RHP from Tacoma.
June 27	Greg Colbrunn , IF, assigned to injury rehabilitation at Everett.	Oct. 1	Recalled Luis Ugueto , IF, from Double-A San Antonio
June 28	Greg Colbrunn , IF, recalled from rehab assignment and reinstated from the disabled list. Luis Ugueto , IF, optioned to San Antonio.	Oct. 9	Greg Colbrunn , IF, reinstated from disabled list. Rett Johnson , RHP, reinstated from disabled list.
June 30	Aaron Taylor , RHP, recalled from Tacoma. Matt White , LHP, returned to Cleveland Indians organization.	Oct. 27	Outrighted infielder Chad Meyers to Triple-A Tacoma; Meyers elects free agency.
July 9	Luis Ugueto , IF, recalled from San Antonio. Greg Colbrunn , IF, placed on the 15-day disabled list with tendinitis in his right wrist, retroactive to July 3.	Oct. 10	Giovanni Carrara , RHP, elected free agency.
July 25	Jeff Cirillo , IF, placed on the 15-day disabled list with a subluxated right shoulder, retroactive to July 24	Oct. 20	Armando Benitez , RHP, elected free agency. Mike Cameron , OF, elected free agency.
July 26	Pat Borders , C, recalled from Tacoma. Kazuhiko Sasaki , RHP, assigned to injury rehabilitation at Tacoma.	Oct. 29	Mark McLemore , OF, elected free agency. Arthur Rhodes , LHP, elected free agency.
July 29	Acquired IF Rey Sanchez from the New York Mets in exchange for minor league OF Kenny Kelly . Placed Carlos Guillen , IF, on 15-day disabled list with inflammation of the pelvis.	Oct. 30	Matt Thornton , LHP, reinstated from the 60-day DL Rey Sanchez , SS, elected free agency.
August 1	Luis Ugueto , IF, optioned to Tacoma. Chad Meyers , IF, selected from Tacoma.	Nov. 5	Shigetoshi Hasegawa , RHP, elected free agency. Paul Molitor signs as coach.
August 2	Aaron Taylor , RHP, optioned to Tacoma. Aaron Looper , RHP, recalled from Tacoma.	Nov. 18	Pat Borders , C, elected free agency. John Mabry , OF, elects free agency.
August 6	Acquired RHP Armando Benitez and cash considerations from the New York Yankees in exchange for RHP Jeff Nelson .	Nov. 19	Clint Nageotte , RHP, selected from San Antonio.
August 7	J.J. Putz , RHP, recalled from Tacoma.	Dec. 7	Cha Sueng Baek , RHP, selected from San Antonio.
		Dec. 9	Justin Leone , INF, selected from San Antonio.
		Dec. 15	Greg Dobbs , INF, selected from San Antonio. Raul Ibanez , OF, signed as free agent.
		Dec. 17	Shigetoshi Hasegawa , RHP, re-signed as a free agent.
		Dec. 18	Eddie Guardado , LHP, signed as a free agent.
		Dec. 20	Quinton McCracken , OF, acquired from Arizona in exchange for Greg Colbrunn , INF, and cash. Scott Spiezio , INF, signed as a free agent. Ichiro Suzuki , OF, signed to a four year contract. Freddy Garcia , RHP, agreed to a one-year contract.

MARINERS HOME RUNS BY NATIONAL LEAGUE BALLPARK

	ARI	ATL/ TF	CHI	CIN/ GA	COL/ FLA	HOU/ MM	LA	MIL/ MP	MON	NYM	PHI	PIT/ PNC	STL	SD	SF/ SBC	
Aurilia	15	2/2	3	2/0	10/10	4	2/1	4	4/4	3	2	3	2/1	1	7	53/37
Bocachica	0	0/0	0	0/0	1/1	0	0/0	3	1/1	0	0	0	0/0	0	0	1/1
Boone	1	11/10	9	42/0	6/6	2	1/0	6	2/0	3	4	6	1/0	1	13	7/0
Borders	0	0/0	0	0/0	0/0	0	0/0	0	6/0	0	0	0	0/0	0	0	0/0
Davis	1	0/0	2	0/0	4/4	2	0/0	0	0/0	0	1	0/0	0	5	2/0	
Gonzalez	1	0/0	0	1/0	1/1	0	0/0	4	1/0	0	0	0	0/0	1	8	0/0
Hansen	1	0/0	3	1/0	2/2	1	2/0	11	1/1	2	1	1	0/0	2	2	2/0
Ibanez	0	0/0	1	0/0	0/0	0	0/0	0	0/0	0	1	0	0/0	0	0	0/0
Martinez	0	0/0	0	0/0	2/2	0	0/0	0	2/0	0	0	0	0/0	0	3	1/0
McCracken	1	0/0	1	1/0	4/4	1	0/0	0	0/0	0	0	0	0/0	1	0	0/0
Olerud*	2	1/1	4	1/0	1/1	2	3/1	2	9/0	0	37	3	2/0	1	5	1/0
Santiago	0	1/1	0	0/0	0/0	0	0/0	0	0/0	0	0	0	0/0	0	0	0/0
Spiezio	0	0/0	0	0/0	2/2	0	0/0	0	0/0	0	0	0	0/0	1	0	1/0
Suzuki	0	0/0	0	0/0	0/0	0	0/0	1	0/0	0	0	0	0/0	0	0	0/0
Wilson	1	0/0	0	0/0	1/1	0	1/1	1	2/0	0	0	0	0/0	0	1	0/0
Winn	0	1/1	0	0/0	0/0	0	0/0	0	0/0	0	0	0	0/0	0	0	0/0

*Olerud has 1 in Cashman Field, LV

2003 MARINERS HOME ATTENDANCE

GAME NO	DATE	DAY	D/N	OPPONENT	GAME ATTENDANCE	SERIES TOTAL	SEASON TOTAL
1	4/8	Tue	D	Anaheim	45,931		45,931
2	4/9	Wed	N	Anaheim	35,502		81,433
3	4/10	Thu	N	Anaheim	32,758	114,191	114,191
4	4/11	Fri	N	Texas	37,802		151,993
5	4/12	Sat	N	Texas	36,649		188,642
6	4/13	Sun	D	Texas	35,516	109,967	224,158
7	4/14	Mon	N	Oakland	26,571		250,729
8	4/15	Tue	N	Oakland	26,666		277,395
9	4/16	Wed	N	Oakland	29,685		307,080
10	4/17	Thu	D	Oakland	33,424	116,346	340,504
11	4/22	Tue	N	Cleveland	25,311		365,815
12	4/23	Wed	N	Cleveland	27,036		392,851
13	4/24	Thu	N	Cleveland	25,264	77,611	418,115
14	4/25	Fri	N	Detroit	34,464		452,579
15	4/26	Sat	N	Detroit	36,274		488,853
16	4/27	Sun	D	Detroit	39,690	110,428	528,543
17	5/6	Tue	N	New York	44,983		573,526
18	5/7	Wed	N	New York	43,755		617,281
19	5/8	Thu	N	New York	46,000	134,738	663,281
20	5/9	Fri	N	Chicago	38,757		702,038
21	5/10	Sat	N	Chicago	43,127		745,165
22	5/11	Sun	D	Chicago	45,388	127,272	790,553
23	5/20	Tue	N	Kansas City	36,465		827,018
24	5/21	Wed	N	Kansas City	31,269		858,287
25	5/22	Thu	D	Kansas City	38,330	106,064	896,617
26	5/23	Fri	N	Minnesota	40,263		936,880
27	5/24	Sat	N	Minnesota	45,304		982,184
28	5/25	Sun	N	Minnesota	45,214	130,781	1,027,398
29	6/10	Tue	N	Montreal	34,845		1,062,243
30	6/11	Wed	N	Montreal	32,845		1,095,088
31	6/12	Thu	N	Montreal	33,770	101,460	1,128,858
32	6/13	Fri	N	Atlanta	45,791		1,174,649
33	6/14	Sat	D	Atlanta	45,971		1,220,620
34	6/15	Sun	N	Atlanta	45,734	137,496	1,266,354
35	6/16	Mon	N	Anaheim	41,612		1,307,966
36	6/17	Tue	N	Anaheim	39,097		1,347,063
37	6/18	Wed	N	Anaheim	43,475		1,390,538
38	6/19	Thu	D	Anaheim	45,758	169,942	1,436,296
39	6/27	Fri	N	San Diego	45,529		1,481,825
40	6/28	Sat	N	San Diego	45,325		1,527,150
41	6/29	Sun	D	San Diego	45,641	136,495	1,572,791
42	7/8	Tue	N	Baltimore	37,358		1,610,149
43	7/9	Wed	N	Baltimore	39,572		1,649,721
44	7/10	Thu	N	Baltimore	35,819	112,749	1,685,540
45	7/11	Fri	N	Tampa Bay	45,156		1,730,696
46	7/12	Sat	N	Tampa Bay	45,655		1,776,351
47	7/13	Sun	D	Tampa Bay	45,607	136,416	1,821,958
48	7/23	Wed	N	Oakland	41,990		1,863,948
49	7/24	Thu	N	Oakland	42,731	84,721	1,906,679
50	7/25	Fri	N	Texas	43,883		1,950,562
51	7/26	Sat	D	Texas	45,938		1,996,500
52	7/27	Sun	D	Texas	45,355		2,041,855
53	7/28	Mon	N	Texas	44,418	179,594	2,086,273
54	7/29	Tue	N	Detroit	30,739		2,117,012
55	7/30	Wed	N	Detroit	35,809		2,152,821
56	7/31	Thu	D	Detroit	43,616	110,164	2,196,437
57	8/1	Fri	N	Chicago	39,342		2,235,779
58	8/2	Sat	N	Chicago	45,719		2,281,498
59	8/3	Sun	D	Chicago	45,642	130,703	2,327,140
60	8/11	Mon	N	Toronto	44,922		2,372,062
61	8/12	Tue	N	Toronto	37,055		2,409,117
62	8/13	Wed	N	Toronto	37,075		2,446,192
63	8/14	Thu	N	Toronto	41,964	161,016	2,488,156
64	8/15	Fri	N	Boston	46,171		2,534,327
65	8/16	Sat	D	Boston	46,100		2,580,427
66	8/17	Sun	D	Boston	46,105	138,376	2,626,532
67	8/26	Tue	N	Tampa Bay	43,345		2,669,877
68	8/27	Wed	N	Tampa Bay	42,451		2,712,328
69	8/28	Thu	D	Tampa Bay	42,563	128,359	2,754,891
70	8/29	Fri	N	Baltimore	43,359		2,798,250
71	8/30	Sat	D	Baltimore	45,619		2,843,869
72	8/31	Sun	D	Baltimore	45,762	134,740	2,889,631
73	9/9	Tue	N	Texas	37,707		2,927,338
74	9/10	Wed	N	Texas	36,453		2,963,791
75	9/11	Thu	N	Texas	35,738	109,898	2,999,529
76	9/12	Fri	N	Anaheim	41,601		3,041,130
77	9/13	Sat	N	Anaheim	45,556		3,086,686
78	9/14	Sun	D	Anaheim	45,861	133,018	3,132,547
79	9/26	Fri	N	Oakland	45,519		3,178,066
80	9/27	Sat	D	Oakland	45,483		3,223,549
81	9/28	Sun	D	Oakland	45,719	136,721	3,269,268

* = Soldout



POSTSEASON HISTORY



Seattle advanced to the ALCS in 1995, 2000 and 2001.

2001 AL DIVISION SERIES

CLUB BATTING

PLAYER	AVG	G	AB	R	H	TB	2B	3B	HR	RBI	BB	SO	SB	CS
Bell,D	.313	5	16	2	5	9	1	0	1	2	1	6	0	0
Boone,B	.095	5	21	1	2	2	0	0	0	0	1	11	1	0
Buhrer,J	.000	2	3	0	0	0	0	0	0	0	2	1	0	0
Cameron,M	.222	5	18	2	4	10	3	0	1	3	2	7	0	1
Gipson Jr,C	.000	1	1	0	0	0	0	0	0	0	0	0	0	0
Javier,S	.250	4	8	2	2	3	1	0	0	0	2	1	0	0
Lampkin,T	.000	2	2	0	0	0	0	0	0	0	0	2	0	0
Martin,A	.000	3	2	1	0	0	0	0	0	0	0	0	0	0
Martinez,E	.313	5	16	3	5	12	1	0	2	5	5	2	1	0
McLemore,M	.167	5	18	0	3	3	0	0	0	3	1	8	0	0
Olerud,J	.176	5	17	1	3	3	0	0	0	1	3	5	0	0
Sprague,E	.000	1	1	0	0	0	0	0	0	0	0	0	0	0
Suzuki,I	.600	5	20	4	12	13	1	0	0	2	1	0	1	2
Vazquez,R	.000	1	0	0	0	0	0	0	0	0	0	0	0	0
Wilson,D	.200	5	15	0	3	4	1	0	0	0	0	5	0	0
SEATTLE	.247	5	158	16	39	59	8	0	4	16	18	48	3	3
CLEVELAND	.260	5	173	26	45	71	9	1	5	25	13	43	1	0

CLUB PITCHING

PITCHER	W	L	ERA	G	GS	CG	SHO	SV	IP	H	R	ER	HR	BB	SO
Abbott,P	0	0	24.00	1	0	0	0	0	3.0	9	8	8	3	5	3
Charlton,N	0	0	0.00	1	0	0	0	0	1.2	0	0	0	0	0	2
Garcia,F	1	1	3.86	2	2	0	0	0	11.2	13	6	5	1	3	13
Halama,J	0	0	0.00	2	0	0	0	0	3.0	3	0	0	0	0	3
Moyer,J	2	0	1.50	2	2	0	0	0	12.0	8	2	2	0	2	10
Nelson,J	0	0	0.00	3	0	0	0	0	3.0	1	0	0	0	1	5
Paniagua,J	0	0	27.00	2	0	0	0	0	2.0	4	6	6	1	2	1
Rhodes,A	0	0	0.00	3	0	0	0	0	2.2	1	0	0	0	0	1
Sasaki,K	0	0	0.00	3	0	0	0	1	3.0	1	0	0	0	0	5
Sele,A	0	1	9.00	1	1	0	0	0	2.0	5	4	2	0	0	0
SEATTLE	3	2	4.70	5	5	0	0	1	44.0	45	26	23	5	13	43
CLEVELAND	2	3	3.35	5	5	0	1	0	43.0	39	16	16	4	18	48

2001 AL CHAMPIONSHIP SERIES

CLUB BATTING

PLAYER	AVG	G	AB	R	H	TB	2B	3B	HR	RBI	BB	SO	SB	CS
Bell,D	.188	5	16	1	3	3	0	0	0	4	0	3	0	0
Boone,B	.316	5	19	2	6	12	0	0	2	6	2	2	0	0
Buhrer,J	.333	3	6	2	2	5	0	0	1	1	1	3	0	0
Cameron,M	.176	5	17	3	3	5	2	0	0	0	4	4	0	0
Gipson Jr,C	.000	2	1	1	0	0	0	0	0	0	0	0	0	0
Guillen,C	.250	3	8	1	2	2	0	0	0	0	0	1	0	0
Javier,S	.214	5	14	2	3	6	0	0	1	2	1	3	1	0
Lampkin,T	.250	2	4	0	1	1	0	0	0	0	1	2	0	0
Martin,A	.500	2	2	1	1	3	0	1	0	0	0	1	6	0
Martinez,E	.150	5	20	1	3	4	1	0	0	0	3	2	2	0
McLemore,M	.143	5	14	1	2	4	0	1	0	3	2	2	0	0
Olerud,J	.211	5	19	2	4	7	0	0	1	3	2	4	0	0
Suzuki,I	.222	5	18	3	4	5	1	0	0	1	4	4	2	0
Wilson,D	.154	4	13	2	2	2	0	0	0	0	0	1	0	0
SEATTLE	.211	5	171	22	36	59	4	2	5	20	18	35	3	0
NEW YORK	.264	5	159	25	42	70	7	0	7	24	23	31	3	3

CLUB PITCHING

PITCHER	W	L	ERA	G	GS	CG	SHO	SV	IP	H	R	ER	HR	BB	SO
Abbott,P	0	0	0.00	1	1	0	0	0	5.0	0	0	0	0	8	2
Charlton,N	0	0	0.00	2	0	0	0	0	1.2	1	0	0	0	2	2
Garcia,F	0	1	3.68	1	1	0	0	0	7.1	7	3	3	0	4	6
Halama,J	0	0	13.50	2	0	0	0	0	2.0	3	3	3	0	0	0
Moyer,J	1	0	2.57	1	1	0	0	0	7.0	4	2	2	1	1	5
Nelson,J	0	0	0.00	2	0	0	0	0	2.1	1	0	0	0	1	3
Paniagua,J	0	0	12.27	3	0	0	0	0	3.2	7	5	5	1	1	1
Pineiro,J	0	0	4.50	1	0	0	0	0	2.0	4	1	1	0	2	5
Rhodes,A	0	0	4.50	2	0	0	0	0	2.0	2	1	1	1	0	2
Sasaki,K	0	1	54.00	1	0	0	0	0	0.1	2	2	2	1	0	0
Sele,A	0	2	3.60	2	2	0	0	0	10.0	11	8	4	3	4	5
SEATTLE	1	4	4.36	5	5	0	0	0	43.1	42	25	21	7	23	31
NEW YORK	4	1	3.80	5	5	0	0	2	45.0	36	22	19	5	18	35

POSTSEASON

2001 DIVISION SERIES (continued)

2001 AL DIVISION SERIES

Game #1: October 9, 2001 at SAFECO Field			
Cleveland	000 301 010 — 5 11 1	SP/WP - Colon	
Seattle	000 000 000 — 0 6 1	SP/LP - Garcia	
	HR - Burks		Att: 48,003
Game #2: October 11, 2001 at SAFECO Field			
Cleveland	000 000 100 — 1 6 0	SP/LP - Finley	
Seattle	400 010 00X — 5 6 0	SP/WP - Moyer	
	HR - Cameron, Martinez, Bell		Att: 48,052
Game #3: October 13, 2001 at Jacobs Field			
Seattle	100 000 100 — 2 7 3	SP/LP - Sele	
Cleveland	224 013 05X — 17 19 0	SP/WP - Sabathia	
	HR - Gonzalez, Lofton, Thome		Att: 45,069
Game #4: October 14, 2001 at Jacobs Field			
Seattle	000 000 312 — 6 11 0	SP/WP - Garcia	
Cleveland	010 000 100 — 2 5 2	SP/LP - Colon	
	HR - Gonzalez, Martinez		Att: 45,025
Game #5, October 15, 2001 at SAFECO Field			
Cleveland	001 000 000 — 1 4 0	SP/LP - Finley	
Seattle	020 000 10X — 3 9 1	SP/WP - Moyer; S - Sasaki	
			Att: 47,867

2001 AL CHAMPIONSHIP SERIES

Game #1: October 17, 2001 at SAFECO Field			
New York	010 200 001 — 4 9 0	SP/WP - Pettitte; S - Rivera	
Seattle	000 010 001 — 2 4 0	SP/LP - Sele	
	HR - O'Neill		Att: 47,644
Game #2: October 18, 2001 at SAFECO Field			
New York	030 000 000 — 3 9 1	SP/WP - Mussina; S - Rivera	
Seattle	000 200 000 — 2 6 0	SP/LP - Garcia	
	HR - Javier		Att: 47,791
Game #3: October 20, 2001 at Yankee Stadium			
Seattle	000 027 212 — 14 15 0	SP/WP - Moyer	
New York	200 000 010 — 3 7 2	SP/LP - Hernandez	
	HR - Williams, Olerud, Boone, Buhner		Att: 56,517
Game #4: October 21, 2001 at Yankee Stadium			
Seattle	000 000 010 — 1 2 0	SP - Abbott; LP - Sasaki	
New York	000 000 012 — 3 4 0	SP - Clemens; WP - Rivera	
	HR - Boone, Williams, Soriano		Att: 56,375
Game #5: October 22, 2001 at Yankee Stadium			
Seattle	000 000 300 — 3 9 1	SP/LP - Sele	
New York	004 104 03X — 12 13 1	SP/WP - Pettitte	
	HR - Williams, O'Neill, TMartinez		Att: 56,370

2000 AL DIVISION SERIES

CLUB BATTING

PLAYER	AVG	G	AB	R	H	TB	2B	3B	HR	RBI	BB	SO	SB	CS
Bell,D	.364	3	11	0	4	5	1	0	0	1	2	2	0	0
Buhrer,J	.200	2	5	1	1	4	0	0	1	1	2	0	0	0
Cameron,M	.250	3	12	2	3	3	0	0	0	2	0	0	1	0
Guillen,C	1.000	1	1	0	1	1	0	0	0	1	0	0	0	0
Henderson,R	.400	3	5	3	2	2	0	0	0	0	1	0	1	0
Ibanez,R	.375	3	8	2	3	3	0	0	0	0	0	0	0	0
Javier,S	.167	3	6	0	1	1	0	0	0	1	0	3	0	0
Martin,A	.000	1	1	0	0	0	0	0	0	0	0	0	0	0
Martinez,E	.364	3	11	2	4	8	1	0	1	2	2	1	0	0
McLemore,M	.111	3	9	1	1	1	0	0	0	0	2	1	0	0
Olerud,J	.300	3	10	2	3	6	0	0	1	2	2	1	0	0
Oliver,J	.250	3	4	1	1	4	0	0	1	1	0	1	0	0
Rodriguez,A	.308	3	13	0	4	4	0	0	0	2	0	2	0	1
Wilson,D	.000	2	3	0	0	0	0	0	0	1	1	2	0	0
SEATTLE	.283	3	99	14	28	42	2	0	4	14	12	13	2	1
CHICAGO	.185	3	92	7	17	30	6	2	1	6	15	16	4	0

CLUB PITCHING

PITCHER	W	L	ERA	G	GS	CG	SHO	SV	IP	H	R	ER	HR	BB	SO
Abbott,P	1	0	1.59	1	1	0	0	0	5.2	5	2	1	0	3	1
Garcia,F	0	0	10.80	1	1	0	0	0	3.1	6	4	4	1	3	2
Mesa,J	1	0	0.00	2	0	0	0	0	2.0	0	0	0	0	1	2
Paniagua,J	1	0	0.00	2	0	0	0	0	2.1	1	0	0	0	2	3
Rhodes,A	0	0	0.00	3	0	0	0	0	2.2	0	0	0	0	2	2
Sasaki,K	0	0	0.00	2	0	0	0	2	2.0	1	0	0	0	0	5
Sele,A	0	0	1.23	1	1	0	0	0	7.1	3	1	1	0	3	1
Tomko,B	0	0	0.00	1	0	0	0	0	2.2	1	0	0	0	1	0
SEATTLE	3	0	1.93	3	3	0	0	2	28.0	17	7	6	1	15	16
CHICAGO	0	3	3.95	3	3	0	0	0	27.1	28	14	12	4	12	13

2000 AL CHAMPIONSHIP SERIES

CLUB BATTING

PLAYER	AVG	G	AB	R	H	TB	2B	3B	HR	RBI	BB	SO	SB	CS
Bell,D	.222	5	18	0	4	4	0	0	0	0	0	0	0	0
Buhrer,J	.182	4	11	0	2	2	0	0	0	0	1	6	0	0
Cameron,M	.111	6	18	3	2	2	0	0	0	1	2	7	1	0
Gipson Jr,C	.000	2	0	0	0	0	0	0	0	0	0	0	0	0
Guillen,C	.200	2	5	1	1	4	0	0	1	2	2	2	0	1
Henderson,R	.222	3	9	2	2	3	1	0	0	1	2	2	0	1
Ibanez,R	.000	6	9	0	0	0	0	0	0	0	0	2	0	0
Javier,S	.071	4	14	0	1	1	0	0	0	1	0	4	0	0
Martin,A	.182	4	11	1	2	4	2	0	0	4	2	3	0	0
Martinez,E	.238	6	21	2	5	9	1	0	1	4	3	5	0	0
McLemore,M	.250	5	16	2	4	7	3	0	0	2	2	1	0	0
Olerud,J	.350	6	20	3	7	13	3	0	1	2	2	2	1	0
Oliver,J	.167	4	6	0	1	1	0	0	0	0	1	1	0	0
Rodriguez,A	.409	6	22	4	9	17	2	0	2	5	3	8	1	0
Wilson,D	.091	4	11	0	1	1	0	0	0	0	1	5	0	0
SEATTLE	.215	6	191	18	41	68	12	0	5	18	21	48	3	2
NEW YORK	.279	6	204	31	57	85	10	0	6	31	25	41	4	2

CLUB PITCHING

PITCHER	W	L	ERA	G	GS	CG	SHO	SV	IP	H	R	ER	HR	BB	SO
Abbott,P	0	1	5.40	1	1	0	0	0	5.0	3	3	3	1	3	3
Garcia,F	2	0	1.54	2	2	0	0	0	11.2	10	2	2	0	4	11
Halama,J	0	0	2.89	2	2	0	0	0	9.1	10	3	3	0	5	3
Mesa,J	0	0	12.46	3	0	0	0	0	4.1	5	6	6	2	3	3
Paniagua,J	0	1	4.15	5	0	0	0	0	4.1	4	2	2	0	1	4
Ramsay,R	0	0	0.00	2	0	0	0	0	1.2	2	0	0	0	0	1
Rhodes,A	0	1	31.50	4	0	0	0	0	2.0	8	7	7	1	4	5
Sasaki,K	0	0	0.00	2	0	0	0	1	2.2	3	0	0	0	1	3
Sele,A	0	1	6.00	1	1	0	0	0	6.0	9	4	4	2	0	4
Tomko,B	0	0	7.20	2	0	0	0	0	5.0	3	4	4	0	4	4
SEATTLE	2	4	5.37	6	6	0	1	1	52.0	57	31	31	6	25	41
NEW YORK	4	2	3.06	6	6	1	1	1	53.0	41	18	18	5	21	48

2000 POST SEASON (continued)

2000 AL DIVISION SERIES

Game #1: October 3, 2000 at Comiskey Park			
Seattle	210 000 100 3	— 7 13 0	SP - Garcia; WP - Mesa; S - Sasaki
Chicago	022 000 000 0	— 4 9 0	SP - Parque; LP - Foulke
	HR - Oliver, Durham, Martinez, Olerud		Att: 45,290
Game #2: October 4, 2000 at Comiskey Park			
Seattle	020 110 001	— 5 9 1	SP/WP - Abbott; S - Sasaki
Chicago	101 000 000	— 2 5 1	SP/LP - Sirotka
	HR - Buhner		Att: 45,383
Game #3: October 6, 2000 at SAFECO Field			
Chicago	010 000 000	— 1 3 1	SP - Baldwin; LP - Wunsch
Seattle	000 100 001	— 2 6 0	SP - Sele; WP - Paniagua
			Att: 48,010

2000 AL CHAMPIONSHIP SERIES

Game #1: October 10, 2000 at Yankee Stadium			
Seattle	000 001 100	— 2 5 0	SP/WP - Garcia; S - Sasaki
New York	000 000 000	— 0 6 1	SP/LP - Neagle
	HR - Rodriguez		Att: 54,481
Game #2: October 11, 2000 at Yankee Stadium			
Seattle	001 000 000	— 1 7 2	SP - Halama; LP - Rhodes
New York	000 000 07x	— 7 14 0	SP/WP - Hernandez
	HR - Jeter		Att: 55,317
Game #3: October 13, 2000 at SAFECO Field			
New York	021 001 004	— 8 13 0	SP/WP - Pettitte; S - Rivera
Seattle	100 010 000	— 2 10 1	SP/LP - Sele
	HR - Williams, TMartinez		Att: 47,827
Game #4: October 14, 2000 at SAFECO Field			
New York	000 030 020	— 5 5 0	SP/WP - CLEMENS
Seattle	000 000 000	— 0 1 0	SP/LP - Abbott
	HR - Jeter, Justice		Att: 47,803
Game #5: October 15, 2000 at SAFECO Field			
New York	000 200 000	— 2 8 0	SP/LP - Neagle
Seattle	100 050 00x	— 6 8 0	SP/WP - Garcia
	HR - EMartinez, Olerud		Att: 47,802
Game #6: October 17, 2000 at Yankee Stadium			
Seattle	200 200 030	— 7 10 0	SP - Halama; LP - Paniagua
New York	000 300 60x	— 9 11 0	SP/WP - Hernandez
	HR - Guillen, Justice, Rodriguez		Att: 56,598

1997 AL DIVISION SERIES

CLUB BATTING

CLUB	AVG	G	AB	R	H	TB	2B	3B	HR	RBI	BB	SO	SB	CS
Amaral	.500	2	4	2	0	0	0	0	0	0	0	1	0	0
Blowers	.200	3	5	0	1	1	0	0	0	0	0	3	0	0
Buhner	.231	4	13	2	3	9	0	0	2	2	3	6	0	0
Cora	.176	4	17	1	3	3	0	0	0	0	0	4	0	0
Ducey	.500	2	4	0	2	2	0	0	0	1	0	0	0	0
Gates	.000	2	4	0	0	0	0	0	0	0	0	0	0	0
Griffey Jr.	.133	4	15	0	2	2	0	0	0	2	1	3	2	0
Kelly	.308	4	13	1	4	7	3	0	0	1	0	3	0	0
Martinez	.189	4	16	2	3	9	0	0	2	3	0	3	0	0
Rodriguez	.313	4	16	1	5	9	1	0	1	1	0	5	0	0
Sheets	.333	2	3	0	1	1	0	0	0	0	0	2	0	0
Sorrento	.300	4	10	2	3	7	1	0	1	1	2	3	0	0
Wilson	.000	4	13	0	0	0	0	0	0	0	0	9	0	0
SEATTLE	.218	4	133	11	29	48	5	0	6	11	7	42	2	0
BALTIMORE	.289	4	135	23	39	68	11	0	6	23	16	27	2	2

CLUB PITCHING

CLUB	W	L	ERA	G	GS	SHO	SV	IP	H	R	ER	HR	BB	SO
Ayala	0	0	40.50	1	0	0	0	1.1	4	6	6	1	3	2
Charlton	0	0	0.00	2	0	0	0	2.1	2	0	0	0	0	1
Fassero	1	0	1.13	1	1	0	0	8.0	3	1	1	0	4	3
Johnson	0	2	5.54	2	2	0	0	13.0	14	8	8	3	6	16
Moyer	0	1	5.79	1	1	0	0	4.2	5	3	3	1	1	2
Slocumb	0	0	4.50	2	0	0	0	2.0	3	1	1	0	1	0
Spoljanc	0	0	0.00	2	0	0	0	1.2	4	0	0	0	0	1
Timlin	0	0	54.00	1	0	0	0	0.2	3	4	4	1	1	1
Wells	0	0	0.00	1	0	0	0	1.1	1	0	0	0	0	1
SEATTLE	1	3	5.91	4	4	0	0	35.0	39	23	23	6	16	27
BALTIMORE	3	1	2.75	4	4	0	1	36.0	29	11	11	6	7	42

1997 AL DIVISION SERIES

Game #1: October 1, 1997 at the Kingdome

Baltimore 001 044 000 — 9 13 0 SP/WP - Mussina
 Seattle 000 100 101 — 3 7 1 SP/LP - Johnson
 HR—Berroa, Hoiles, Martinez, Buhner, Rodriguez

Att: 59,579

Game #2: October 2, 1997 at the Kingdome

Baltimore 010 020 240 — 9 14 0 SP/WP - Erickson
 Seattle 200 000 100 — 3 9 0 SP/LP - Moyer
 HR—Baines, Anderson

Att: 59,309

Game #3: October 4, 1997 at Camden Yards

Seattle 001 010 002 — 4 11 0 SP/WP - Fassero
 Baltimore 000 000 002 — 2 5 0 SP/LP - Key
 HR—Buhner, Sorrento

Att: 49,137

Game #4: October 5, 1997 at Camden Yards

Seattle 010 000 000 — 1 2 0 SP/LP - Johnson
 Baltimore 200 010 00x — 3 7 0 SP/WP - Mussina; S - Myers

Att: 48,766

1995 AL DIVISION SERIES CLUB BATTING

CLUB	AVG	G	AB	R	H	TB	2B	3B	HR	RBI	BB	SO	SB	CS
Amaral	.000	0	0	0	0	0	0	0	0	0	0	0	0	0
Blowers	.167	5	18	0	3	3	0	0	0	1	3	7	0	0
Buhrer	.458	5	24	2	11	15	1	0	1	3	2	4	0	1
Coleman	.217	5	23	6	5	10	0	1	1	1	2	4	1	0
Cora	.316	5	19	7	6	10	1	0	1	1	3	0	1	0
Diaz	.333	2	3	0	1	1	0	0	0	0	1	1	0	0
Fermin	.000	3	1	0	0	0	0	0	0	0	0	1	0	0
Griffey Jr.	.391	5	23	9	9	24	0	5	7	2	4	1	0	0
Martinez, E	.571	5	21	6	12	21	3	0	2	10	6	2	0	0
Martinez, T	.409	5	22	4	9	13	1	0	1	5	3	4	0	1
Newson	.000	1	1	0	0	0	0	0	0	0	0	1	0	0
Pirkle	.000	0	0	0	0	0	0	0	0	0	0	0	0	0
Rodriguez	.000	1	1	1	0	0	0	0	0	0	0	0	0	0
Sojo	.250	5	20	0	5	5	0	0	0	3	0	3	0	0
Strange	.000	2	4	0	0	0	0	0	0	1	1	1	0	0
Widger	.000	2	3	0	0	0	0	0	0	0	0	3	0	0
Wilson	.118	5	17	0	2	2	0	0	0	1	2	6	0	0
SEATTLE	.315	5	200	35	63	104	6	1	11	33	25	41	3	2
NEW YORK	.259	5	193	33	50	95	12	0	11	32	32	43	1	1

CLUB PITCHING

CLUB	W	L	ERA	G	GS	SHO	SV	IP	H	R	ER	HR	BB	SO
Ayala	0	0	54.00	2	0	0	0	0.2	6	4	4	1	1	0
Belcher	0	1	6.23	2	0	0	0	4.1	4	3	3	1	5	0
Benes	0	0	5.40	2	2	0	0	11.2	10	7	7	3	9	8
Bosio	0	0	10.57	2	2	0	0	7.2	10	9	9	2	4	2
Charlton	1	0	2.45	4	0	0	1	7.1	4	2	2	1	3	9
Hibbard	0	0	—	0	0	0	0	0.0	0	0	0	0	0	0
Johnson	2	0	2.70	2	1	0	0	10.0	5	3	3	1	6	16
Nelson	0	1	3.18	3	0	0	0	5.2	7	2	2	0	3	7
Risley	0	0	6.00	4	0	0	1	3.0	2	2	2	2	0	1
Wells	0	0	9.00	1	0	0	0	1.0	2	1	1	0	1	0
SEATTLE	3	2	5.79	5	5	0	2	51.1	50	33	33	11	32	43
NEW YORK	2	3	5.94	5	5	0	0	50.0	63	35	33	11	25	41

POSTSEASON

1995 AL CHAMPIONSHIP SERIES CLUB BATTING

CLUB	AVG	G	AB	R	H	TB	2B	3B	HR	RBI	BB	SO	SB	CS
Amaral	.000	2	2	0	0	0	0	0	0	0	0	1	0	0
Blowers	.222	6	18	1	4	7	0	0	1	2	0	4	0	0
Buhrer	.304	6	23	5	7	18	2	0	3	5	2	8	0	0
Coleman	.100	6	20	0	2	2	0	0	0	0	2	6	4	0
Cora	.174	6	23	3	4	5	1	0	0	0	1	0	2	0
Diaz	.429	4	7	0	3	4	1	0	0	0	1	1	0	0
Fermin	.000	2	0	0	0	0	0	0	0	0	0	0	0	0
Griffey Jr.	.333	6	21	2	7	12	2	0	1	2	4	4	2	1
Martinez, E	.087	6	23	0	2	2	0	0	0	0	2	5	1	1
Martinez, T	.136	6	22	1	3	3	0	0	0	0	3	7	0	0
Rodriguez	.000	1	1	0	0	0	0	0	0	0	0	1	0	0
Sojo	.250	6	20	0	5	7	2	0	0	1	0	2	0	0
Strange	.000	4	4	0	0	0	0	0	0	0	0	2	0	0
Widger	.000	3	1	0	0	0	0	0	0	0	0	1	0	0
Wilson	.000	6	16	0	0	0	0	0	0	0	0	4	0	0
SEATTLE	.184	6	201	12	37	60	8	0	5	10	15	46	9	2
CLEVELAND	.257	6	206	23	53	86	6	3	7	21	25	37	9	1

CLUB PITCHING

CLUB	W	L	ERA	G	GS	SHO	SV	IP	H	R	ER	HR	BB	SO
Ayala	0	0	2.45	2	0	0	0	3.2	3	1	1	1	3	3
Belcher	0	1	6.35	1	1	0	0	5.2	9	4	4	1	2	1
Benes	0	1	23.14	1	1	0	0	2.1	6	6	6	2	2	3
Bosio	0	1	3.38	1	1	0	0	5.1	7	3	2	1	2	3
Charlton	1	0	0.00	3	0	0	1	6.0	1	0	0	0	1	5
Johnson	0	1	2.35	2	2	0	0	15.1	12	6	4	1	2	13
Nelson	0	0	0.00	3	0	0	0	3.0	3	0	0	0	5	3
Risley	0	0	0.00	3	0	0	0	2.2	2	0	0	0	1	2
Wells	0	0	3.00	1	0	0	0	3.0	2	1	1	0	2	2
Wolcott	1	0	2.57	1	1	0	0	7.0	8	2	2	1	5	2
SEATTLE	2	4	3.33	6	6	0	1	54.0	53	23	20	7	25	37
CLEVELAND	4	2	1.64	6	6	2	1	55.0	37	12	10	5	15	46

1995 POST SEASON (continued)

1995 AL DIVISION SERIES


Game #1: October 3, 1995 at Yankee Stadium			
Seattle	000-101-202 — 6 9 0	SP - Bosio; LP - Nelson	
New York	002-002-41x — 9 13 0	SP/WP - Cone	
	HR - Boggs, Griffey 2, Sierra		Att: 57,178
Game #2: October 4, 1995 at Yankee Stadium			
Seattle	001-001-200-001-000 — 5 16 2	SP - Benes; LP - Belcher	
New York	000-012-100-001-002 — 7 11 0	SP - Pettitte; WP - Rivera	
	HR - Coleman, Sierra, Mattingly, O'Neill, Griffey, Leyritz		Att: 57,126
Game #3: October 6, 1995 at the Kingdome			
New York	000-100-120 — 4 6 2	SP/LP - McDowell	
Seattle	000-024-10x — 7 7 0	SP/WP - Johnson; S - Charlton	
	HR - BWilliams 2, TMartinez, Stanley		Att: 57,944
Game #4: October 7, 1995 at the Kingdome			
New York	302-000-012 — 8 14 1	SP - Kamieniecki; LP - Wetteland	
Seattle	004-011-05x — 11 16 0	SP - Bosio; WP - Charlton; S - Risley	
	HR - O'Neill, EMartinez 2, Griffey, Buhner		Att: 57,180
Game #5: October 8, 1995 at the Kingdome			
New York	000-202-000-01 — 5 6 0	SP - Cone; LP - McDowell	
Seattle	001-100-020-02 — 6 15 0	SP - Benes; WP - Johnson	
	HR - Cora, O'Neill, Griffey		Att: 57,411

1995 AL CHAMPIONSHIP SERIES

Game #1: October 10, 1995 at the Kingdome			
Cleveland	001-000-100 — 2 10 1	SP/LP - DMartinez	
Seattle	020-000-10x — 3 7 0	SP/WP - Wolcott; S - Charlton	
	HR - Blowers, Belle		Att: 57,065
Game #2: October 11, 1995 at the Kingdome			
Cleveland	000-022-010 — 5 12 0	SP/WP - Hershiser	
Seattle	000-001-001 — 2 6 1	SP/LP - Belcher	
	HR - Ramirez 2, Griffey, Buhner		Att: 58,144
Game #3: October 13, 1995 at Jacobs Field			
Seattle	011-000-000-03 — 5 9 1	SP - Johnson; WP - Charlton	
Cleveland	000-100-010-00 — 2 4 2	SP - Nagy; LP - Tavaraz	
	HR - Buhner 2		Att: 43,643
Game #4: October 14, 1994 at Jacobs Field			
Seattle	000-000-000 — 0 6 1	SP/LP - Benes	
Cleveland	312-001-00x — 7 9 0	SP/WP - Hill	
	HR - Murray, Thome		Att: 43,686
Game #5: October 15, 1995 at Jacobs Field			
Seattle	001-010-000 — 2 5 2	SP/LP - Bosio	
Cleveland	100-002-00x — 3 10 4	SP/WP - Hershiser; S - Mesa	
	HR - Thome		Att: 43,607
Game #6: October 17, 1995 at the Kingdome			
Cleveland	000-010-030 — 4 8 0	SP/WP - DMartinez	
Seattle	000-000-000 — 0 4 1	SP/LP - Johnson	
	HR - Baerga		Att: 58,489



OPPONENTS



Hideki Matsui.

ANAHEIM ANGELS



Angel Stadium of Anaheim
2000 Gene Autry Way
Anaheim, CA 92806
(714) 940-2000

Angel Stadium Capacity45,050
Field Dimensions (L-R):365-400-365

OwnerArturo Moreno
Field ManagerMike Scioscia
V.P./General ManagerBill Stoneman
Asst. General ManagerKen Forsch
TrainersNed Bergett, Rick Smith
V.P. of CommunicationsTim Mead
Manager, Baseball Info.Larry Babcock
Traveling SecretaryTom Taylor

Seattle HotelThe Hotel W (206) 264-6000

BALTIMORE ORIOLES



Oriole Park at Camden Yards
333 W. Camden St.
Baltimore, MD 21201
(410) 685-9800

Oriole Park Capacity48,190
Field Dimensions (L-R)333-410-318

Chairman/CEOPeter Angelos
Exec. V.P., Baseball OperationsJim Beattie
V.P., Baseball OperationsMike Flanagan
Field ManagerLee Mazzilli
TrainersRichie Bancells, Brian Ebel
P.R. DirectorBill Stetka
Manager, Baseball InformationKevin Behan
Traveling SecretaryPhil Izzo

Seattle HotelCrowne Plaza (206) 464-1980

Seattle vs. Anaheim All-Time

Year	Home	Road	Totals
1977	2-6	4-3	6-9
1978	3-4	3-5	6-9
1979	3-4	3-3	6-7
1980	1-5	1-6	2-11
1981	3-4	1-2	4-6
1982	2-4	1-6	3-10
1983	5-2	2-4	7-6
1984	2-4	2-5	4-9
1985	3-6	1-3	4-9
1986	4-2	1-6	5-8
1987	4-3	2-4	6-7
1988	2-4	5-2	7-6
1989	3-4	3-3	6-7
1990	5-1	3-4	8-5
1991	2-5	5-1	7-6
1992	2-4	4-3	6-7
1993	4-3	3-3	7-6
1994	2-1	5-1	7-2
1995	4-3	2-4	6-7
1996	5-1	3-4	8-5
1997	4-2	2-4	6-6
1998	2-4	1-5	3-9
1999	3-3	3-3	6-6
2000	4-2	4-3	8-5
2001	7-3	8-1	15-4
2002	5-4	5-5	10-9
2003	6-4	5-4	11-8
Total:	92-92	82-97	174-189

Seattle vs. Baltimore All-Time

Year	Home	Road	Totals
1977	3-2	0-5	3-7
1978	1-4	0-5	1-9
1979	1-5	1-5	2-10
1980	4-2	2-4	6-6
1981	1-2	1-2	2-4
1982	3-3	2-4	5-7
1983	1-5	3-3	4-8
1984	1-5	2-4	3-9
1985	3-3	3-3	6-6
1986	3-3	3-3	6-6
1987	3-3	5-1	8-4
1988	3-3	2-4	5-7
1989	2-4	4-2	6-6
1990	4-2	5-1	9-3
1991	4-2	4-2	8-4
1992	3-3	2-4	5-7
1993	4-2	1-5	5-7
1994	3-1	1-5	4-6
1995	3-3	4-3	7-6
1996	3-3	2-4	5-7
1997	1-4	3-3	4-7
1998	3-3	2-3	5-6
1999	5-1	0-4	5-5
2000	4-0	3-3	7-3
2001	6-0	2-1	8-1
2002	2-1	2-4	4-5
2003	4-2	1-2	5-4
Total:	78-71	60-89	138-160

Last Seattle Sweep

3-Game: at SEA never 6/29-7/1/01
4-Game: 4/19-22/01 4/8-11/02

Last Seattle Sweep

3-Game: at SEA 8/29-31/03 at BAL 9/15-17/00
4-Game: 6/22-25/00 never

Last Anaheim Sweep

3-Game: at SEA 4/9-11/91 at ANA 7/19-21/02
4-Game: 4/25-28/85 8/7-10/86

Last Baltimore Sweep

3-Game: at SEA 5/16-18/91 at BAL 5/23-25/00
4-Game: never 9/10-13/99

2003 Series Scores Seattle won series, 11-8

Date	Site	W-L	Scr.	Date	Site	W-L	Scr.
4/8	Sea.	W	5-0	6/24	Ana.	W	6-4
4/9	Sea.	L	1-5	6/25	Ana.	L	3-6
4/10	Sea.	L	0-3	6/26	Ana.	W	10-6
4/18	Ana.	W	8-2	9/12	Sea.	W	7-4
4/19	Ana.	L	6-7	9/13	Sea.	W	5-1
4/20	Ana.	W	7-6	9/14	Sea.	L	1-2
6/16	Sea.	W	6-3	9/22	Ana.	W	5-1
6/17	Sea.	W	8-4	9/23	Ana.	L	1-2(11)
6/18	Sea.	W	2-0	9/24	Ana.	L	0-4
6/19	Sea.	L	0-2				

2003 Series Scores Seattle won series, 5-4

Date	Site	W-L	Scr.	Date	Site	W-L	Scr.
7/8	Sea.	W	6-5	9/5	Bal.	W	6-4(13)
7/9	Sea.	L	2-7	9/6	Bal.	L	1-3
7/10	Sea.	L	1-4	9/7	Bal.	L	1-2
8/29	Sea.	W	3-2				
8/30	Sea.	W	13-1				
8/31	Sea.	W	3-0				

vs. Anaheim

At Kingdome - 68-78 At Angel Field - 82-97
At Safeco - 24-14 Total - 174-189

vs. Baltimore

At Kingdome - 59-68
At Safeco - 19-3
At Memorial Stadium (thru 1991) - 37-48
At Camden Yards - 23-41
Total - 138-160

BOSTON RED SOX



Fenway Park
Four Yawkey Way
Boston, MA 02215
(617) 267-9440

Fenway Park Capacity33,993
Field Dimensions (L-R).....310-420-302

Principal OwnerJohn W. Henry
Chairman.....Thomas C. Werner
Field Manager.....Terry Francona
Senior VP/General Manager.....Theo Epstein
VP Baseball Operations.....Mike Port
Trainer.....Jim Rowe
Dir. of Com./Baseball Info.....Kevin Shea
Traveling Secretary.....Jack McCormick

Seattle HotelGrand Hyatt (206) 774-1234

CHICAGO WHITE SOX



U.S. Cellular Field
333 West 35th St.
Chicago, IL 60616
(312) 674-1000

U.S. Cellular Field Capacity47,098
Field Dimensions (L-R).....330-400-335

Chairman.....Jerry Reinsdorf
Field Manager.....Ozzie Guillen
Sr. V.P./General Manager.....Ken Williams
Exec. Advisor to G.M.Roland Hemond
Trainers.....Herm Schneider, Brian Port
Director of Public Relations.....Scott Reifert
Assistant Director of Media Relations.....Bob Begglin
Manager of Team Travel.....Ed Cassin

Seattle HotelRenaissance Madison
(206) 583-0300

Seattle vs. Boston All-Time

Year	Home	Road	Totals
1977	0-5	1-5	1-10
1978	2-3	1-4	3-7
1979	1-5	3-3	4-8
1980	2-4	3-3	5-7
1981	1-5	2-4	3-9
1982	3-3	2-4	5-7
1983	2-4	3-3	5-7
1984	4-2	4-2	8-4
1985	2-4	4-2	6-6
1986	3-3	1-5	4-8
1987	3-3	2-4	5-7
1988	3-3	3-3	6-6
1989	5-1	2-4	7-5
1990	2-4	2-4	4-8
1991	1-5	2-4	3-9
1992	4-2	2-4	6-6
1993	2-4	3-3	5-7
1994	2-0	4-6	6-6
1995	3-3	2-4	5-7
1996	3-4	3-3	6-7
1997	2-4	2-3	4-7
1998	3-2	1-5	4-7
1999	1-3	2-4	3-7
2000	3-3	2-2	5-5
2001	2-1	4-2	6-3
2002	4-2	1-2	5-4
2003	2-1	0-4	2-5
Total:	65-83	61-96	126-179

Last Seattle Sweep

3-Game: at SEA 9/11-13/89 at BOS never
4-Game: never

Last Boston Sweep

3-Game: at SEA 7/2-4/93 at BOS 4/10-12/98
4-Game: never 8/22-25/03

2003 Series Scores

Seattle lost series, 2-5

Date	Site	W-L	Scr.	Date	Site	W-L	Scr.
8/15	Sea.	W	7-2	8/22	Bos.	L	4-6
8/16	Sea.	W	3-1	8/23	Bos.	L	6-7(10)
8/17	Sea.	L	4-10	8/24	Bos.	L	1-6
				8/25	Bos.	L	1-8

vs. Boston

At Kingdome - 53-73
At Safeco - 12-10
At Fenway Park - 61-96
Total - 126-179

Seattle vs. Chicago All-Time

Year	Home	Road	Totals
1977	2-5	3-5	5-10
1978	3-5	5-2	8-7
1979	4-2	4-3	8-5
1980	5-2	2-4	7-6
1981	1-2	2-1	3-3
1982	5-2	2-4	7-6
1983	1-5	0-7	1-12
1984	4-3	4-2	8-5
1985	1-5	3-4	4-9
1986	4-3	1-5	5-8
1987	4-2	3-4	7-6
1988	2-5	2-4	4-9
1989	3-3	3-4	6-7
1990	2-5	3-3	5-8
1991	3-3	3-4	6-7
1992	7-0	2-4	9-4
1993	1-5	3-4	4-9
1994	0-4	1-5	1-9
1995	5-1	4-3	9-4
1996	4-2	3-3	7-5
1997	3-3	3-2	6-5
1998	6-0	1-4	7-4
1999	4-2	4-2	8-4
2000	2-4	3-3	5-7
2001	5-2	2-1	7-2
2002	2-1	2-4	4-5
2003	4-2	3-0	7-2
Total:	87-77	71-91	158-168

Last Seattle Sweep

3-Game: at SEA 5/15-17/01 at CHI 5/2-4/03
4-Game: 8/21-8/98 8/30-9/1/99

Last Chicago Sweep

3-Game: at SEA 7/30-8/1/93 at CHI 7/29-31/94
4-Game: 6/23-26/94 9/15-18/83

2003 Series Scores

Seattle won series, 7-2

Date	Site	W-L	Scr.	Date	Site	W-L	Scr.
5/2	Chi.	W	9-2	8/1	Sea.	L	1-12
5/3	Chi.	W	12-2	8/2	Sea.	W	10-0
5/4	Chi.	W	5-1 (6)	8/3	Sea.	W	8-2
5/9	Sea.	W	6-3				
5/10	Sea.	L	3-4				
5/11	Sea.	W	7-2				

vs. Chicago

At Kingdome - 71-69
At Safeco - 16-8
At Comiskey (thru 1990) - 37-52
At U.S. Cellular Field - 31-42
Total - 158-168

CLEVELAND INDIANS



Jacobs Field
2401 Ontario St.
Cleveland, OH 44115
(216) 420-4200

Jacobs Field Capacity43,368
Field Dimensions (L-R).....325-405-325

President/C.E.O.Lawrence J. Dolan
Field Manager.....Eric Wedge
Exec. V.P./G.M.Mark Shapiro
TrainersLonnie Soloff, Rick Jameyson
Director, Media Relations.....Bart Swain
Manager, Media Relations.....Curtis Danburg
Manager, Media RelationsSusie Giuliano
Traveling SecretaryMike Seghi

Seattle HotelThe W Hotel (206) 264-6000

DETROIT TIGERS



Comerica Park
2100 Woodward
Detroit, MI 48201
(313) 471-2000

Comerica Park Capacity40,120
Field Dimensions (L-R).....345-420-330

Owner/DirectorMichael Ilitch
President/CEO/GMDavid Dombrowski
Field Manager.....Alan Trammell
Trainers.....Kevin Rand, Steve Carter
Sr. Dir., CommunicationsCliff Russell
Media Relations, CoordinatorBrian Britten
Traveling SecretaryBill Brown

Seattle HotelCrowne Plaza (206) 464-1980

OPPONENTS

Seattle vs. Cleveland All-Time

Year	Home	Road	Totals
1977	2-3	1-4	3-7
1978	1-4	0-4	1-8
1979	3-3	2-4	5-7
1980	2-4	2-4	4-8
1981	2-4	2-4	4-8
1982	1-5	2-4	3-9
1983	3-3	1-5	4-8
1984	3-3	1-5	4-8
1985	4-2	2-4	6-6
1986	2-4	1-5	3-9
1987	2-4	5-1	7-5
1988	4-2	3-3	7-5
1989	4-2	2-4	6-6
1990	2-4	3-3	5-7
1991	5-1	5-1	10-2
1992	4-2	1-5	5-7
1993	6-0	3-3	9-3
1994	2-1	0-2	2-3
1995	2-2	2-3	4-5
1996	1-6	3-2	4-8
1997	4-2	4-1	8-3
1998	0-5	2-4	2-9
1999	1-3	2-4	3-7
2000	2-4	0-3	2-7
2001	2-1	3-1	5-2
2002	3-1	1-2	4-3
2003	3-0	3-3	6-3
Total:	70-75	56-88	126-163

Seattle vs. Detroit All-Time

Year	Home	Road	Totals
1977	2-4	4-1	6-5
1978	2-3	0-5	2-8
1979	3-3	2-4	5-7
1980	2-4	0-6	2-10
1981	1-3	0-2	1-5
1982	4-2	2-4	6-6
1983	3-3	1-5	4-8
1984	5-1	1-5	6-6
1985	2-4	5-1	7-5
1986	4-2	2-4	6-6
1987	3-3	2-4	5-7
1988	2-4	1-5	3-9
1989	5-1	3-3	8-4
1990	2-4	3-3	5-7
1991	3-3	1-5	4-8
1992	1-5	2-4	3-9
1993	4-2	1-5	5-7
1994	2-1	1-5	3-6
1995	5-1	0-4	5-5
1996	4-2	2-4	6-6
1997	2-3	5-1	7-4
1998	3-2	5-1	8-3
1999	4-2	3-1	7-3
2000	0-3	2-4	2-7
2001	3-1	2-1	5-2
2002	3-0	2-2	5-2
2003	5-1	3-0	8-1
Total:	79-67	55-89	134-156

Last Seattle Sweep

	at SEA	at CLE
3-Game:	4/22-24/03	5/14-16/91
4-Game:	never	never

Last Cleveland Sweep

	at SEA	at CLE
3-Game:	7/28-30/98	8/18-20/00
4-Game:	never	8/27-30/81

2003 Series Scores Seattle won series, 6-3

Date	Site	W-L	Scr.	Date	Site	W-L	Scr.
4/22	Sea.	W	8-5	8/5	Cle.	W	2-1
4/23	Sea.	W	4-0	8/6	Cle.	L	6-10
4/24	Sea.	W	4-2	8/7	Cle.	L	0-3
5/13	Cle.	W	8-3				
5/14	Cle.	L	2-7				
5/15	Cle.	W	9-1				

vs. Cleveland

At Kingdome - 59-66
At Safeco - 11-9
At Cleveland Stadium (thru 1993) - 36-63
At Jacobs Field - 20-25
Total - 126-163

Last Seattle Sweep

	at SEA	at DET
3-Game:	7/29-31/03	5/16-18/03
4-Game:	never	8/7-9/98

Last Detroit Sweep

	at SEA	at DET
3-Game:	8/14-16/00	7/3-5/95
4-Game:	never	8/1-3/80

2003 Series Scores Seattle won series, 8-1

Date	Site	W-L	Scr.	Date	Site	W-L	Scr.
4/25	Sea.	W	6-0	7/29	Sea.	W	11-5
4/26	Sea.	L	4-6	7/30	Sea.	W	13-3
4/27	Sea.	W	4-3	7/31	Sea.	W	4-0
5/16	Det.	W	6-3				
5/17	Det.	W	6-3				
5/18	Det.	W	6-2				

vs. Detroit

At Kingdome - 66-62
At Safeco - 13-5
At Tiger Stadium (thru 1999) - 46-82
At Comerica Park - 9-7
Total - 134-156

KANSAS CITY ROYALS



Kauffman Stadium
One Royal Way
Kansas City, MO 64129
(816) 921-8000

Kauffman Stadium Capacity 40,793
Field Dimensions (L-R).....330-400-330

Owner David D. Glass
President Dan Glass
Field Manager Tony Pena
Senior V.P./General Manager Allard Baird
Trainers Nick Swartz, Frank Kyte
Senior Dir., Broadcasting & PR David Witty
Manager, Media Relations Aaron Babcock
Manager, Team Travel Jeff Davenport
Seattle Hotel.....Seattle Sheraton (206) 894-1000

MINNESOTA TWINS



H.H.H. Metrodome
34 Kirby Puckett Place
Minneapolis, MN 55415
(612) 375-1366

H.H.H. Metrodome Capacity 45,423
Field Dimensions (L-R).....343-408-327

Owner Carl R. Pohlad
President Dave St. Peter
Field Manager Ron Gardenhire
V.P./General Manager Terry Ryan
Trainers Jim Kahmann, Rick McWane
Dir., Communications Brad Ruitler
Mgr., Media Relations Sean Harlin
Traveling Secretary Remzi Kiratli
Seattle Hotel Grand Hyatt (206) 774-1234

Seattle vs. Kansas City All-Time

Year	Home	Road	Totals
1977	1-7	3-4	4-11
1978	2-5	1-7	3-12
1979	2-5	4-2	6-7
1980	4-2	2-5	6-7
1981	4-3	3-3	7-6
1982	3-3	3-4	6-7
1983	3-4	2-4	5-8
1984	3-3	1-6	4-9
1985	4-3	6-0	10-3
1986	5-1	3-4	8-5
1987	2-5	2-4	4-9
1988	4-2	1-5	5-7
1989	1-6	3-3	4-9
1990	4-2	2-5	6-7
1991	3-4	3-3	6-7
1992	5-1	1-6	6-7
1993	4-3	2-4	6-7
1994	0-3	4-3	4-6
1995	3-3	2-4	5-7
1996	3-3	2-4	5-7
1997	4-2	2-3	6-5
1998	4-2	2-2	6-4
1999	2-4	3-3	5-7
2000	5-1	3-3	8-4
2001	1-2	5-1	6-3
2002	3-3	3-0	6-3
2003	2-1	3-3	5-4
Total:	81-83	71-95	152-178

Seattle vs. Minnesota All-Time

Year	Home	Road	Totals
1977	4-3	4-4	8-7
1978	5-3	4-3	9-6
1979	1-5	2-5	3-10
1980	3-4	3-3	6-7
1981	1-1	5-2	6-3
1982	5-2	3-3	8-5
1983	1-5	3-4	4-9
1984	4-3	2-4	6-7
1985	5-1	2-5	7-6
1986	4-3	3-3	7-6
1987	3-3	1-6	4-9
1988	3-4	2-4	5-8
1989	5-1	1-6	6-7
1990	4-3	3-3	7-6
1991	4-2	0-7	4-9
1992	4-3	1-5	5-8
1993	4-2	5-2	9-4
1994	2-1	1-2	3-3
1995	4-2	4-2	8-4
1996	1-5	5-1	6-6
1997	2-3	4-2	6-5
1998	3-2	6-0	9-2
1999	5-1	3-3	8-4
2000	5-1	4-2	9-3
2001	3-0	5-1	8-1
2002	3-3	1-2	4-5
2003	1-2	5-1	6-3
Total:	89-68	82-85	171-153

Last Seattle Sweep

	at SEA	at KC
3-Game:	4/21-23/00	9/6-8/02
4-Game:	never	5/25-28/01

Last Seattle Sweep

	at SEA	at MIN
3-Game:	7/27-29/01	9/13-15/96
4-Game:	never	5/29-6/1/03

Last Kansas City Sweep

	at SEA	at KC
3-Game:	6/12-14/95	6/5-7/92
4-Game:	8/17-20/89	6/2-5/88

Last Minnesota Sweep

	at SEA	at MIN
3-Game:	8/9-11/96	9/7-9/92
4-Game:	never	4/25-28/91

2003 Series Scores Seattle won series, 5-4

Date	Site	W-L	Scr.	Date	Site	W-L	Scr.
5/20	Sea.	W	7-4	7/17	KC	L	1-7
5/21	Sea.	L	5-14	7/18	KC	W	6-3
5/22	Sea.	W	5-1	7/19	KC	L	1-5
5/27	KC	W	15-7	7/20	KC	L	5-7(10)
5/28	KC	W	5-2				

2003 Series Scores Seattle won series, 6-3

Date	Site	W-L	Scr.	Date	Site	W-L	Scr.
5/23	Sea.	W	5-2	5/31	Min.	W	5-2
5/24	Sea.	L	2-7	6/1	Min.	W	9-5
5/25	Sea.	L	1-3	7/21	Min.	L	4-5
5/29	Min.	W	10-6	7/22	Min.	W	10-8
5/30	Min.	W	6-0				

vs. Kansas City

At Kingdome - 69-74
At Safeco - 12-9
At Kauffman - 71-95
Total - 152-178

vs. Minnesota

At Kingdome - 75-61
At Safeco - 14-7
At Metropolitan Stadium (thru 1980) - 18-17
At Metrodome - 64-68
Total - 171-153

NEW YORK YANKEES

Yankee Stadium
Bronx, NY 10451
(718) 293-4300



Yankee Stadium Capacity57,478
Field Dimensions (L-R).....318-408-314

Principal OwnerGeorge Steinbrenner
Senior AdvisorArthur Richman
Field Manager.....Joe Torre
V.P./General Manager.....Brian Cashman
Trainers.....Gene Monahan, Steve Donahue
Dir. of Media Relations.....Rick Cerrone
Asst. Dir. Media Relations.....Jason Zillo
Traveling Secretary.....David Szen
Seattle Hotel.....TBA

Seattle vs. New York All-Time

Year	Home	Road	Totals
1977	4-1	0-5	4-6
1978	4-2	1-4	5-6
1979	5-1	1-5	6-6
1980	2-4	1-5	3-9
1981	2-1	1-1	3-2
1982	3-3	3-3	6-6
1983	2-4	3-3	5-7
1984	1-5	4-2	5-7
1985	2-4	1-5	3-9
1986	2-5	2-3	4-8
1987	2-4	3-3	5-7
1988	3-3	4-2	7-5
1989	1-5	3-3	4-8
1990	1-5	2-4	3-9
1991	5-1	4-2	9-3
1992	3-3	3-3	6-6
1993	3-3	2-4	5-7
1994	1-5	3-3	4-8
1995	6-1	3-3	9-4
1996	5-1	4-2	9-3
1997	3-2	4-2	7-4
1998	2-4	1-4	3-8
1999	0-4	1-5	1-9
2000	3-3	3-1	6-4
2001	1-2	5-1	6-3
2002	2-4	3-0	5-4
2003	1-2	3-3	4-5
Total:	69-82	68-81	137-163

Last Seattle Sweep

3-Game: at SEA 8/26-28/96 at NY 5/3-5/02
4-Game: never never

Last New York Sweep

3-Game: at SEA 8/7-9/90 at NY 8/27-29/99
4-Game: 8/5-8/99 never

2003 Series Scores

Seattle lost series, 4-5

Date	Site	W-L	Scr.	Date	Site	W-L	Scr.
4/29	NY	W	6-0	8/8	NY	L	7-9
4/30	NY	L	5-8	8/9	NY	W	2-1
5/1	NY	L	1-2	8/10	NY	W	8-6
5/6	Sea.	W	12-7				
5/7	Sea.	L	2-7				
5/8	Sea.	L	5-16				

vs. New York

At Kingdome - 62-67
At Safeco - 7-15
At Yankee Stadium - 68-81
Total - 137-163

OAKLAND ATHLETICS



Network Associates Coliseum
7000 Coliseum Way
Oakland, CA 94621
(510) 638-4900

Network Associates Coliseum Capacity.....43,662
Field Dimensions (L-R).....330-400-330

OwnersStephen C. Schott, Ken Hoffman
President.....Michael P. Crowley
Field Manager.....Ken Macha
V.P. and General Manager.....Billy Beane
Trainers.....Larry Davis, Steve Sayles
Director of P.R.....Jim Young
Baseball Info. Manager.....Mike Selleck
Traveling Secretary.....Mickey Morabito

Seattle Hotel.....Crowne Plaza (206) 464-1980
Fairmont Olympic (206) 621-1700 (1st trip only)

Seattle vs. Oakland All-Time

Year	Home	Road	Totals
1977	4-4	4-3	8-7
1978	1-6	1-7	2-13
1979	4-3	1-5	5-8
1980	2-4	3-4	5-8
1981	0-3	1-3	1-6
1982	4-2	3-4	7-6
1983	2-5	2-4	4-9
1984	4-2	1-6	5-8
1985	4-3	1-5	5-8
1986	1-5	2-5	3-10
1987	5-2	3-3	8-5
1988	2-4	2-5	4-9
1989	3-4	1-5	4-9
1990	1-5	3-4	4-9
1991	7-0	0-6	7-6
1992	1-5	0-7	1-12
1993	1-6	3-3	4-9
1994	1-2	2-2	3-4
1995	4-2	2-5	6-7
1996	3-3	2-5	5-8
1997	3-3	4-2	7-5
1998	4-2	3-3	7-5
1999	4-2	2-4	6-6
2000	2-5	2-4	4-9
2001	5-4	5-5	10-9
2002	6-4	5-4	11-8
2003	7-2	5-5	12-7
Total:	85-92	63-118	148-210

Last Seattle Sweep

3-Game: at SEA 9/26-28/03 at OAK 4/10-12/01
4-Game: 8/12-15/91 never

Last Oakland Sweep

3-Game: at SEA 9/24-26/93 at OAK 9/21-23/01
4-Game: never 9/10-13/92

2003 Series Scores

Seattle won series, 12-7

Date	Site	W-L	Scr.	Date	Site	W-L	Scr.
4/1	Oak	L	0-5	7/2	Oak	W	13-0
4/2	Oak	L	3-8	7/3	Oak	L	2-5
4/3	Oak	W	7-6(11)	7/23	Sea.	W	6-0
4/14	Sea.	W	4-3	7/24	Sea.	L	0-3
4/15	Sea.	W	5-3	9/19	Oak	W	6-1
4/16	Sea.	L	1-4	9/20	Oak	W	9-3
4/17	Sea.	W	4-3(10)	9/21	Oak	L	0-12
6/30	Oak	W	3-1	9/26	Sea.	W	9-3
7/1	Oak	L	2-3(11)	9/27	Sea.	W	7-4
				9/28	Sea.	W	9-3

vs. Oakland

At Kingdome - 64-76 At Network Assoc. Coliseum - 63-118
At Safeco - 21-16 Total - 148-210

TAMPA BAY DEVIL RAYS



Tropicana Field
One Tropicana Drive
St. Petersburg, FL 33705
(727) 825-3137

Tropicana Field Capacity43,772
Field Dimensions (L-R).....315-404-322

Managing General Partner & C.E.O.....Vincent Naimoli
Field Manager.....Lou Piniella
Sr. V.P. Admin./Gen. CounselJohn Higgins
Sr. V.P. Baseball Oper. / G.M.Chuck LaMar
Trainers.....Jamie Reed, Ken Crenshaw
V.P., Public Relations.....Rick Vaughn
Director, Media RelationsChris Costello
Traveling SecretaryJeff Ziegler

Seattle Hotel.....Seattle Sheraton (206) 894-1000

TEXAS RANGERS



The Ballpark in Arlington
1000 Ballpark Way
Arlington, TX 76011
(817) 273-5203

The Ballpark in Arlington Capacity.....49,115
Field Dimensions (L-R).....332-400-325

Chairman of the Board & Owner.....Thomas O. Hicks
President.....Mike Cramer
Field Manager.....Buck Showalter
Exec. V.P. & General Manager.....John Hart
Trainers.....Jamie Reed, Ray Ramirez
Sr. V.P./CommunicationsJohn Blake
Sr. Dir./Baseball Media RelationsGregg Elkin
Baseball Media Relations Manager.....Rich Rice
Director of TravelChris Lyngos

Seattle Hotel.....The W Hotel (206) 264-6000

Seattle vs. Tampa Bay All-Time

Year	Home	Road	Totals
1998	2-3	4-2	6-5
1999	4-2	4-2	8-4
2000	4-2	5-1	9-3
2001	5-1	2-1	7-2
2002	1-2	4-2	5-4
2003	3-3	1-2	4-5
Total:	19-13	20-10	39-23

Last Seattle Sweep

3-Game: at SEA 6/1-3/01 at TB 9/18-20/00
4-Game: never never

Last Tampa Bay Sweep

3-Game: at SEA never at TB never
4-Game: never never

2003 Series Scores Seattle lost series, 4-5

Date	Site	W-L	Scr.	Date	Site	W-L	Scr.
7/11	Sea.	W	4-3	9/2	TB	W	10-8(11)
7/12	Sea.	L	5-6	9/3	TB	L	0-7
7/13	Sea.	W	13-2	9/4	TB	L	0-1
8/26	Sea.	W	9-3				
8/27	Sea.	L	4-8				
8/28	Sea.	L	2-3				

vs. Tampa Bay

At Kingdome - 4-4
At Safeco - 15-9
At Tropicana Field - 20-10
Total - 39-23

MOST CAREER HOME RUNS BY OPPOSING PLAYERS AT SAFECO FIELD

Rafael Palmeiro.....	16
Eric Chavez.....	10
Carlos Lee.....	8
Brad Fullmer.....	7
Alex Rodriguez.....	7
Fred McGriff.....	6
Carlos Delgado.....	6
Tim Salmon.....	6
Tino Martinez.....	5
Mike Sweeney.....	5
Miguel Tejada.....	5

Seattle vs. Texas All-Time

Year	Home	Road	Totals
1977	3-4	6-2	9-6
1978	2-5	1-6	3-12
1979	3-3	3-4	6-7
1980	3-4	1-5	4-9
1981	0-6	5-2	5-8
1982	4-3	5-1	9-4
1983	3-3	3-4	6-7
1984	4-3	6-0	10-3
1985	5-1	1-6	6-7
1986	3-4	1-5	4-9
1987	4-2	5-2	9-4
1988	3-4	3-3	6-7
1989	3-3	3-4	6-7
1990	4-3	3-3	7-6
1991	0-6	5-2	5-8
1992	1-6	3-3	4-9
1993	5-1	3-4	8-5
1994	4-0	5-1	9-1
1995	5-1	5-2	10-3
1996	6-1	4-2	10-3
1997	3-3	5-1	8-4
1998	4-2	1-5	5-7
1999	2-4	3-4	5-8
2000	4-2	3-3	7-5
2001	8-2	7-3	15-5
2002	7-3	6-4	13-7
2003	6-4	4-6	10-10
Total:	99-84	100-87	199-171

Last Seattle Sweep

3-Game: at SEA 6/4-6/01 at TEX 9/24-26/01
4-Game: 9/16-19/96 4/12-15/02

Last Texas Sweep

3-Game: at SEA 4/13-15/99 at TEX 5/19-21/98
4-Game: 4/6-9/92 9/9-12/02

2003 Series Scores Seattle tied series, 10-10

Date	Site	W-L	Scr.	Date	Site	W-L	Scr.
4/4	Tex.	W	6-4	7/26	Sea.	W	4-0
4/5	Tex.	L	4-8	7/27	Sea.	L	3-7
4/6	Tex.	W	11-2	7/28	Sea.	L	1-10
4/11	Sea.	L	2-4	9/9	Sea.	L	4-5
4/12	Sea.	W	13-4	9/10	Sea.	W	3-1
4/13	Sea.	W	4-3(13)	9/11	Sea.	W	8-2
7/4	Tex.	L	3-7	9/15	Tex.	L	4-6
7/5	Tex.	W	3-2(10)	9/16	Tex.	L	5-10
7/6	Tex.	L	1-5	9/17	Tex.	W	5-1
7/25	Sea.	W	11-5	9/18	Tex.	L	1-2(10)

vs. Texas

At Kingdome - 74-73 At Arlington Stadium (thru 1993) - 57-56
At Safeco - 25-11 At The Ballpark - 43-31
Total - 199-171

TORONTO BLUE JAYS

SkyDome
1 Blue Jays Way, Suite 3200
Toronto, Ontario M5V 1J1
(416) 341-1000

SkyDome Capacity.....50,516
Field Dimensions (L-R).....328-400-328

President/C.E.OPaul Godfrey
Field Manager.....Carlos Tosca
Sr. V.P. & G.M.J.P. Ricciardi
TrainerScott Shannon
V.P. of Special Projects.....Howard Starkman
Director, CommunicationsJay Stenhouse
Manager, Team TravelBart Given

Seattle HotelThe W Hotel (206) 264-6000

Seattle vs. Toronto All-Time

Year	Home	Road	Totals
1977	1-4	3-2	4-6
1978	4-1	4-1	8-2
1979	5-1	3-3	8-4
1980	4-2	2-4	6-6
1981	2-1	1-2	3-3
1982	4-2	3-3	7-5
1983	1-5	3-3	4-8
1984	2-4	3-3	5-7
1985	2-4	0-6	2-10
1986	3-3	3-3	6-6
1987	1-5	1-5	2-10
1988	3-3	2-4	5-7
1989	3-3	2-4	5-7
1990	2-4	4-2	6-6
1991	2-4	3-3	5-7
1992	1-5	3-3	4-8
1993	4-2	3-3	7-5
1994	1-2	0-3	1-5
1995	1-3	2-1	3-4
1996	1-5	4-2	5-7
1997	5-1	3-2	8-3
1998	2-4	2-3	4-7
1999	4-2	3-0	7-2
2000	3-1	5-1	8-2
2001	3-3	3-0	6-3
2002	2-1	4-2	6-3
2003	2-2	1-2	3-4
Total:	68-77	70-70	138-147

Last Seattle Sweep

3-Game: at SEA 8/20-22/79 at TOR 5/11-13/01
4-Game: never never

Last Toronto Sweep

3-Game: at SEA 7/5-7/91 at TOR 4/8-10/94
4-Game: never never

2003 Series Scores

Seattle lost series, 3-4

Date	Site	W-L	Scr.	Date	Site	W-L	Scr.
8/11	Sea.	L	3-5	8/19	Tor.	W	9-1
8/12	Sea.	W	3-1	8/20	Tor.	L	2-5
8/13	Sea.	W	13-6	8/21	Tor.	L	3-7
8/14	Sea.	L	2-5				

vs. Toronto

At Kingdome - 56-70
At Safeco - 12-7
At Exhibition Stadium (thru 6/4/89) - 29-41
At SkyDome - 41-31
Total - 138-147

NATIONAL LEAGUE HOUSTON ASTROS



Minute Maid Park
501 Crawford, Suite 400
Houston, Texas
(713) 259-8000

Minute Maid Capacity40,950
Field Dimensions (L-R).....315-435-326

Chairman & CEO.....Drayton McLane, Jr.
President, Baseball OpsTal Smith
General Manager.....Gerry Hunsicker
Field ManagerJimmy Williams
Dir. of Team TravelBarry Waters
Dir. of Media RelationsJimmy Stanton

Seattle HotelThe W Hotel (206) 264-6000

Seattle vs. Houston All-Time

Year	Home	Road	Totals
2002	-	2-1	2-1

MILWAUKEE BREWERS



Miller Park
One Brewers Way
Milwaukee, WI 53214
(414) 902-4400

Miller Park Capacity.....41,900
Field Dimensions (L-R).....344-400-345

Exec. V.P. & General ManagerDoug Melvin
Assistant General Manager.....Gord Ash
Field ManagerNed Yost
TrainersRoger Caplinger, Dan Wright
Director, Media RelationsJon Greenberg
Asst. Dir. Media RelationsJason Parry
Traveling Secretary.....Dan Larrea

MONTREAL EXPOS



P.O. Box 500
Station M
Montreal, Quebec H1V 3P2
(514) 253-3434

Olympic Stadium Capacity.....46,338
Field Dimensions (L-R).....325-404-325

PresidentTony Tavarez
Exec. V.P., Bus. AffairsClaude Delorme
V.P. & General ManagerOmar Minaya
Field ManagerFrank Robinson
TrainersRon McClain, John Adam
Director, Baseball Information.....John Devor
Director, Media ServicesMonique Giroux
Traveling SecretaryRob McDonald

Seattle Hotel ..Elliott Grand Hyatt (206) 774-1234

Seattle vs. Montreal All-Time

Year	Home	Road	Totals
2003	1-2	-	1-2

NATIONAL LEAGUE

PITTSBURGH PIRATES



PNC Park at North Shore
115 Federal Street
Pittsburgh, PA 15212
(412) 323-5000

PNC Park Capacity38,496
Field Dimensions (L-R).....325-410-320

CEO & Managing General Partner ..Kevin McClatchey
Senior V.P. & General ManagerDave Littlefield
Field ManagerLloyd McClendon
TrainersBrad Henderson, Mark Rogow
Media Relations DirectorJim Trdinich
Manager, Media ServicesDan Hart
Traveling SecretaryGreg Johnson

SAN DIEGO PADRES



PETCO Park
100 Park Blvd.
San Diego, CA 92101
(619) 795-5000

PETCO Park Capacity42,000
Field Dimensions (L-R).....334-396-322

ChairmanJohn Moores
President/CEO.....Bob Vizas
Field ManagerBruce Bochy
Exec. V.P./General ManagerKevin Towers
Trainers.....Todd Hutcheson, Jim Daniel
Director Media RelationsLuis Garcia
Director Team TravelBrian Prilaman
Seattle Hotel.....Seattle Sheraton (206) 894-1000

ST. LOUIS CARDINALS



Busch Stadium
250 Stadium Plaza
St. Louis, MO 63102
(314) 421-3060

Busch Stadium Capacity49,814
Field Dimensions (L-R).....330-402-330

Chairman/Gen. PartnerWilliam Dewitt
President.....Mark Lamping
Sr. V.P. & General ManagerWalt Jocketty
Field ManagerTony La Russa
TrainersBarry Weinberg, Brad Henderson
Director, Media RelationsBrian Bartow
Asst. Director, Media RelationsBrad Hainje
Traveling SecretaryC.J. Cherre

Seattle vs. San Diego All-Time

Year	Home	Road	Totals
1997	1-1	0-2	1-3
1998	1-1	1-1	2-2
1999	1-2	1-2	2-4
2000	2-1	1-2	3-3
2001	2-1	2-1	4-2
2002	-	1-2	1-2
2003	1-2	1-2	2-4
Total:	8-8	7-12	15-20

Last Seattle Sweep

2-Game:	at SEA never	at S.D. never
3-Game:	never	never

Last San Diego Sweep

2-Game:	at SEA never	at S.D. 7/2-3/97
3-Game:	never	never

2003 Series Scores Seattle lost series, 2-4

Date	Site	W-L	Scr.	Date	Site	W-L	Scr.
6/20	SD	L	3-5	6/27	Sea.	W	8-2
6/21	SD	W	4-2	6/28	Sea.	L	0-6
6/22	SD	L	1-3	6/29	Sea.	L	6-8

vs. San Diego

At Kingdome - 2-2
At Safeco - 6-6
At Qualcomm Stadium - 7-12
Total - 15-20

Seattle vs. St. Louis All-Time

Year	Home	Road	Totals
2003	2-1	-	2-1

OPPONENTS

VS. THE NATIONAL LEAGUE

The Mariners finished their seventh year of interleague play with a 10-8 mark for 2003 and are now 65-57 in the seven seasons of interleague play. Seattle was 4-5 at home and 6-3 on the road last season. In seven seasons, the Mariners have compiled a 35-26 record at home and a 30-31 road record versus National League foes. Here's a closer look at 2003 results:

vs. Atlanta	2-1
vs. Montreal	1-2
at New York	2-1
at Philadelphia	3-0
vs./at San Diego	1-2 (H), 1-2 (R), 2-4

A CAPSULE HISTORY OF PROFESSIONAL BASEBALL IN SEATTLE

- 1890 The first professional baseball team in Seattle was organized. The Seattle Reds played in the Class-C Pacific Northwest League.
- 1892 The Reds (first-half champions) won the P.N.L. Pennant when the Portland club declined to enter the playoffs because of financial problems.
- 1896 Club was re-named "Braves" and moved into its first stadium (Athletic Park - 14th and Yesler).
- 1903 The Pacific Coast League was formed and Seattle was a charter member. Thus, Seattle had two professional baseball teams for one season (the Braves were now in the Pacific National League and folded after one year).
- 1906-17 Seattle ended its membership in the P.C.L. and joined the Class-B Northwestern League.
- 1919 Seattle re-joined the Pacific Coast League. The club was named "Indians" and played a 225-game schedule (the extended season format continued through the 1957 P.C.L. season).
- 1937 Emil Sick bought the Seattle franchise for \$115,000 and immediately changed the nickname to "Rainiers" (Sick also owned and operated the Rainier Brewing Company).
- 1938 On June 15, the Rainiers moved into the newly-built Sicks' Stadium (seating capacity of 11,500). Local sports hero Fred Hutchinson began his rookie season and posted a 25-7 record.
- 1939-41 The Rainiers won three consecutive P.C.L. pennants.
- 1955 Hutchinson returned as manager of the Rainiers and led the club to another P.C.L. crown. In addition, the first official proposition for a domed stadium in Seattle was made (bond issues for the project failed in 1960 and 1964).
- 1960 Sick sold the club to the Boston Red Sox. Seattle became the Red Sox triple-A affiliate.
- 1965-68 The California Angels purchased the club and Bob Lemon managed Seattle to its last baseball championship.
- 1967 Public approval was given for funds needed to build a domed stadium (completion was scheduled to be prior to the 1972 season).
- 1969 The Seattle Pilots came into existence and began to play in the American League. Sicks' Stadium was expanded to seat 28,500, and 677,944 fans came out to watch the 64-98 expansion team. Third baseman Tommy Harper led the junior circuit with 73 stolen bases.
- 1970 On March 31, financial difficulties forced the Pilots to move to Milwaukee (club was re-named "Brewers"). Plans to build a domed stadium were temporarily interrupted.
- 1972-76 Seattle fielded a team in the class-A Northwest League.
- 1977 On April 6, Major League Baseball returned to Seattle when the Mariners played the California Angels before a Kingdome crowd of 57,762. The Mariners starting pitcher that night was Diego Segui, a member of the 1969 Pilots.
- 1995 On October 2, Seattle won its first American League West pennant.
- 1997 On September 23, Seattle won its second American League West pennant.
- 1999 On June 27, Seattle played their final game in the Kingdome defeating Texas 5-2.
- 1999 On July 15, Seattle played their first game in Safeco Field against the San Diego Padres, losing 3-2.
- 2000 On October 1, Seattle won the AL Wild Card.
- 2001 On September 19, Seattle won its third American League West pennant.
- 2001 On October 6, Seattle tied a ML record by recording its 116th win of the season.

MARINERS HOME RUNS BY AMERICAN LEAGUE BALLPARK

PLAYER	BA/		CH/		CL/		DE/		SEA/		TX/		TOR/		M.L.
	ANA	OP	BOS	NC	JF	CP	KC	MIN	NY	OAK	SF	TB	BA	SD	
Aurilia	2	0/0	0	1/1	0/0	0/0	0	0	0	1	3/2	0	1/1	1/1	126
Bloomquist	0	0/0	0	0/0	0/0	0/0	0	0	0	0	1/1	0	0/0	0/0	1
Bocachica	1	0/0	0	0/0	1/1	1/1	0	0	0	1	0/0	0	0/0	0/0	10
Boone	9	2/2	3	4/4	3/3	3/3	2	4	2	5	57/48	3	6/4	3/3	221
Borders	5	3/2	2	3/2	0/0	3/0	2	2	1	4	3/0	0	1/0	32/2	67
Davis	2	0/0	0	0/0	2/2	1/1	2	0	2	1	4/4	1	0/0	0/0	32
Gonzalez	0	0/0	0	0/0	0/0	0/0	0	0	0	0	0/0	0	0/0	0/0	17
Hansen	0	0/0	0	0/0	0/0	0/0	0	0	0	0	0/0	0	0/0	0/0	31
Ibanez	1	1/1	2	2/2	5/5	3/2	28	3	1	3	12/10	3	2/2	1/1	69
Martinez	11	14/11	9	11/11	12/7	7/3	13	13	10	15	144/49	4	14/13	12/12	297
McCracken	0	1/1	0	0/0	0/0	0/0	0	0	0	1	0/0	6	0/0	0/0	17
Olerud	8	6/4	5	8/8	10/3	8/4	4	5	3	6	46/40	2	7/3	50/50	239
Santiago	0	0/0	0	0/0	0/0	4/4	0	1	0	0	0/0	0	0/0	0/0	6
Spiezio	32	4/4	2	4/4	2/2	2/2	3	4	5	20	3/1	2	3/3	1/1	91
Suzuki	0	1/1	0	1/1	0/0	1/1	1	1	0	1	17/17	2	3/3	0/0	29
Ugneto	1	0/0	0	0/0	0/0	0/0	0	0	0	0	0/0	0	0/0	0/0	1
Wilson	3	7/7	1	2/2	3/3	5/0	4	2	2	1	41/11	1	3/3	4/4	86
Winn	2	1/1	3	2/2	0/0	0/0	1	1	1	0	6/6	15	1/1	1/1	35



HISTORY



The Kingdome, above, was the Mariners home from 1977 to July, 1999.

MARINERS YEAR-BY-YEAR

1977-2003

YEAR	PLACE	W	L	PCT	GB	CLUB	MANAGER
1977	Sixth	64	98	.395	38	KC	Darrell Johnson
1978	Seventh	56	104	.350	35	KC	Darrell Johnson
1979	Sixth	67	95	.414	21	CAL	Darrell Johnson
1980	Seventh	59	103	.364	38	KC	Darrell Johnson (39-65) Maury Wills (Aug. 4, 20-38) Maury Wills (6-18) Rene Lachemann (May 6, 15-18)
1981-1st	Sixth	21	36	.368	14.5	OAK	Rene Lachemann
-2nd	Fifth	23	29	.442	6.5	KC	Rene Lachemann
1982	Fourth	76	86	.469	17	CAL	Rene Lachemann
1983	Seventh	60	102	.370	39	CHI	Rene Lachemann (26-47) Del Crandall (June 25, 34-55)
1984	Fifth	74	88	.457	10	KC	Del Crandall (59-76) Chuck Cottier (Sept. 1, 15-12)
1985	Sixth	74	88	.457	17	KC	Chuck Cottier
1986	Seventh	67	95	.414	25	CAL	Chuck Cottier (9-19) Marty Martinez (May 8, 0-1) Dick Williams (May 9, 58-75)
1987	Fourth	78	84	.481	7	MIN	Dick Williams
1988	Seventh	68	93	.422	35.5	OAK	Dick Williams (23-33) Jim Snyder (June 6, 45-60)
1989	Sixth	73	89	.451	26	OAK	Jim Lefebvre
1990	Fifth	77	85	.475	26	OAK	Jim Lefebvre
1991	Fifth	83	79	.512	12	MIN	Jim Lefebvre
1992	Seventh	64	98	.395	32	OAK	Bill Plummer
1993	Fourth	82	80	.506	12	CHI	Lou Piniella
1994	Third	49	63	.438	2	TEX	Lou Piniella
1995	First	79	66	.545	+1	CAL	Lou Piniella
1996	Second	85	76	.528	4.5	TEX	Lou Piniella
1997	First	90	72	.556	+6	ANA	Lou Piniella
1998	Third	76	85	.472	11.5	TEX	Lou Piniella
1999	Third	79	83	.488	16	TEX	Lou Piniella
2000	Second#	91	71	.562	.5	OAK	Lou Piniella
2001	First	116	46	.716	+14	OAK	Lou Piniella
2002	Third	93	69	.574	10	OAK	Lou Piniella
2003	Second	93	69	.574	3	OAK	Bob Melvin

AL Wild Card

TEAM PINCH HITTING

YEAR	AVG.	AB	R	H	2B	3B	HR	RBI	BB	SO
1977	.200	95	4	19	1	0	0	6	4	19
1978	.226	84	7	19	2	0	4	9	11	18
1979	.259	147	12	38	6	2	4	15	23	27
1980	.184	147	9	27	1	1	4	19	14	23
1981	.188	117	5	22	2	1	2	13	14	24
1982	.200	95	8	19	1	1	1	11	9	19
1983	.245	159	16	39	5	1	2	28	18	26
1984	.218	124	9	27	5	0	1	19	17	34
1985	.192	104	9	20	4	0	3	23	16	27
1986	.191	94	7	18	1	1	4	19	15	17
1987	.225	89	9	20	3	1	3	27	15	18
1988	.222	90	10	20	9	0	3	14	15	19
1989	.260	127	10	33	7	1	3	20	9	34
1990	.245	147	5	36	3	0	1	19	10	27
1991	.260	181	18	47	9	1	0	23	17	37
1992	.234	158	12	37	7	0	4	24	6	34
1993	.267	131	11	35	6	0	3	26	13	24
1994	.278	90	10	25	6	0	5	24	17	17
1995	.283	120	15	34	2	0	2	23	13	31
1996	.229	153	19	35	7	2	5	24	19	40
1997	.205	117	15	24	5	2	2	19	13	30
1998	.187	75	8	14	5	1	0	9	12	19
1999	.182	99	7	18	3	0	2	12	15	17
2000	.202	94	10	19	3	1	0	12	11	26
2001	.317	101	20	32	10	1	4	25	12	23
2002	.208	77	5	16	1	0	1	15	5	21
2003	.167	60	4	10	0	0	2	8	8	17
Totals	.229	3075	274	703	114	17	65	486	351	668

MARINERS 27 SEASON TOTALS

BATTING

YEAR	AVG.	G	AB	R	H	2B	3B	HR	RBI	BB	SO	SB-CS	GDP	LOB	SHO
1977	.256	162	5460	624	1398	218	33	133	589	426	769	110-67	114	1081	9
1978	.248	160	5358	614	1327	229	37	97	571	522	702	123-47	112	1097	15
1979	.269	162	5544	711	1490	250	52	132	676	515	725	126-52	158	1145	7
1980	.248	163	5489	610	1359	211	35	104	564	483	727	116-62	136	1095	14
1981	.251	110	3780	426	950	148	13	89	406	329	553	100-50	70	759	9
1982	.254	162	5626	651	1431	259	33	130	614	456	806	131-82	113	1079	6
1983	.240	162	5336	558	1280	247	31	111	536	460	840	144-80	113	1034	15
1984	.258	162	5546	682	1429	244	34	129	635	519	871	116-62	100	1184	9
1985	.261	162	5521	719	1410	277	38	171	686	564	942	94-34	147	1143	8
1986	.253	162	5498	718	1392	243	41	158	681	572	1148	93-76	125	1104	13
1987	.272	162	5508	760	1499	282	48	161	717	500	863	174-73	132	1081	9
1988	.257	161	5436	664	1397	271	27	148	617	461	787	95-61	135	1044	14
1989	.257	162	5512	694	1417	237	29	134	653	489	838	81-55	109	1113	9
1990	.259	162	5474	640	1419	251	26	107	610	596	749	105-51	140	1227	15
1991	.255	162	5494	702	1400	268	29	126	665	588	811	97-44	139	1150	10
1992	.263	162	5564	679	1466	278	24	149	638	474	841	100-55	148	1120	14
1993	.260	162	5494	734	1429	272	24	161	681	624	901	91-68	132	1200	9
1994	.269	112	3883	569	1045	211	18	153	549	372	652	48-21	87	784	3
1995	.276	145	4996	796	1377	276	20	182	767	549	871	110-41	109	1033	2
1996	.287	161	5668	993	1625	343	19	245	954	670	1052	80-39	121	1238	3
1997	.280	162	5614	925	1574	312	21	264	890	626	1110	89-40	126	1148	4
1998	.276	161	5628	859	1553	321	28	234	822	558	1081	115-39	107	1189	6
1999	.269	162	5572	859	1499	263	21	244	825	610	1095	130-45	114	1147	9
2000	.269	162	5497	907	1481	300	26	198	869	775	1073	122-56	129	1247	5
2001	.288	162	5680	927	1637	310	38	169	881	614	989	174-42	112	1257	4
2002	.275	162	5569	814	1531	285	31	152	771	629	1003	137-58	123	1239	7
2003	.271	162	5561	795	1509	290	33	139	759	586	989	108-37	130	1202	10
Totals	.270	4251	145308	19211	39186	7096	809	4220	18626	14567	23788	5067-1437	3261	30141	248

PITCHING

YEAR	W-L	ERA	G	CG	SHO	SV	IP	H	AB	AVG	R	ER	HR	HB	BB	SO	WP
1977	64-98	4.83	162	18	1	31	1433.0	1506	5551	.272	855	769	184	61	578	785	51
1978	56-104	4.69	160	28	4	20	1419.0	1540	5498	.280	834	739	185	41	567	630	31
1979	67-95	4.58	162	37	7	26	1438.0	1567	5575	.281	820	731	165	33	671	736	43
1980	59-103	4.38	163	31	7	26	1457.0	1565	5639	.276	793	709	159	27	540	703	31
1981	44-65	4.23	110	10	5	23	997.0	1039	3830	.264	521	469	76	16	360	478	40
1982	76-86	3.88	162	23	11	39	1476.1	1431	5584	.256	712	636	173	25	547	1002	57
1983	60-102	4.12	162	25	9	39	1418.1	1455	5425	.268	740	649	145	40	544	910	49
1984	74-88	4.31	162	26	4	35	1442.0	1497	5542	.270	774	690	138	40	619	972	47
1985	74-88	4.68	162	23	6	30	1432.0	1456	5496	.265	818	744	154	41	637	868	61
1986	67-95	4.65	162	33	5	27	1439.2	1590	5626	.283	835	744	171	49	585	944	46
1987	78-84	4.49	162	39	10	33	1430.2	1503	5533	.272	801	713	199	28	497	917	46
1988	68-93	4.15	161	28	11	28	1428.0	1385	5408	.256	744	659	144	36	558	981	50
1989	73-89	4.00	162	15	10	44	1438.0	1422	5480	.259	728	639	114	42	560	897	57
1990	77-85	3.69	162	21	7	41	1443.1	1319	5420	.243	680	592	120	41	606	1064	69
1991	83-79	3.79	162	10	13	48	1464.1	1387	5486	.253	674	616	136	47	628	1003	82
1992	64-98	4.55	162	21	9	30	1445.0	1467	5519	.266	799	730	129	80	661	894	61
1993	82-80	4.20	162	22	10	41	1453.2	1421	5483	.259	731	678	135	66	605	1083	57
1994	49-63	4.99	112	13	7	21	984.0	1051	3836	.274	616	546	109	28	486	763	41
1995	79-66	4.50	145	9	8	39	1289.1	1343	5013	.268	708	644	149	47	591	1068	50
1996	85-76	5.21	161	4	4	34	1431.2	1562	5596	.279	895	829	216	60	605	1000	37
1997	90-72	4.78	162	9	8	38	1447.2	1500	5595	.267	833	769	192	66	598	1207	57
1998	76-85	4.93	161	17	7	31	1424.1	1530	5596	.273	855	781	196	60	528	1156	61
1999	79-83	5.24	162	7	6	40	1433.2	1613	5627	.287	905	834	191	71	684	980	63
2000	91-71	4.49	162	4	10	44	1441.2	1442	5503	.262	780	720	167	38	634	988	43
2001	116-46	3.54	162	8	14	56	1465.0	1293	5490	.236	627	576	160	64	465	1051	40
2002	93-69	4.07	162	8	12	43	1445.1	1422	5540	.257	699	654	178	49	441	1063	42
2003	93-69	3.76	162	8	15	38	1441.0	1340	5427	.247	637	602	173	54	466	1001	35
Totals	2017-2232	4.39	4251	497	220	945	37859.0	38648	145318	.268	20414	18462	4238	1230	15161	25156	1338

FIELDING

YEAR	PCT	G	PO	A	E	TC	DP	TP	PB	YEAR	PCT	G	PO	A	E	TC	DP	TP	PB
1977	.976	162	4299	1807	147	6253	162	1	13	1991	.983	162	4393	1783	110	6286	187	2	24
1978	.978	160	4258	1882	141	6281	174	0	6	1992	.982	162	4335	1763	112	6210	170	1	9
1979	.978	162	4314	1879	140	6333	170	0	7	1993	.985	162	4361	1726	90	6177	173	0	13
1980	.977	163	4372	1929	149	6450	189	1	3	1994	.977	112	2952	1167	95	4214	102	0	8
1981	.979	110	2992	1285	91	4368	122	1	9	1995	.980	145	3868	1357	104	5329	108	1	13
1982	.978	162	4429	1773	139	6341	158	0	10	1996	.981	161	4295	1540	110	5945	155	0	8
1983	.978	162	4255	1858	136	6249	159	0	16	1997	.979	162	4343	1572	126	6041	143	0	13
1984	.979	162	4326	1700	128	6154	141	0	16	1998	.979	161	4273	1571	125	5969	139	0	11
1985	.980	162	4296	1836	122	6254	154	0	22	1999	.981	162	4301	1689	113	6103	182	0	8
1986	.975	162	4319	1837	156	6312	191	2	17	2000	.984	162	4325	1629	99	6053	176	0	8
1987	.980	162	4292	1756	122	6170	150	0	4	2001	.986	162	4395	1534	83	6012	137	0	6
1988	.980	161	4284	1612	123	6109	168	0	16	2002	.985	162	4336	1515	88	5939	134	0	7
1989	.977	162	4314	1777	143	6234	168	0	10	2003	.989	162	4323	1450	65	5838	159	0	12
1990	.979	162	4330	1730	130	6190	152	0	18	Totals	.980	4251	113580	44957	3187	161994	4223	9	307

Bold denotes club record record. * denotes league leader.

YEAR-BY-YEAR BATTING LEADERS

YEAR	BATTING AVG. (502 PA)	HOME RUNS	RBI	HITS	DOUBLES
1977	Stanton, .275	Stanton, 27	Meyer, Stanton, 90	Meyer, 159	R. Jones, Stein, 26
1978	Roberts, .301	Roberts, 22	Roberts, 92	Reynolds, 160	Bochte, 25
1979	Bochte, .316	Horton, 29	Horton, 106	Horton, 180	Bochte, 38
1980	Bochte, .300	Paciorek, 15	Bochte, 78	Bochte, 156	Bochte, 34
1981	Paciorek, .326	Zisk, 16	Paciorek, 66	Paciorek, 132	Paciorek, 28
1982	Bochte, .297	Zisk, 21	Covens, 78	Bochte, Covens, 151	Covens, 39
1983	D. Henderson, Putnam, .269	Putnam, 19	Putnam, 67	D. Henderson, 136	S. Henderson, 32
1984	Perconte, .294	Davis, 27	Davis, 116	Perconte, 180	Covens, Davis, 34
1985	P. Bradley, .300	G. Thomas, 32	P. Bradley, 88	P. Bradley, 192	P. Bradley, Davis, Presley, 33
1986	P. Bradley, .310	Presley, 27	Presley, 107	P. Bradley, Presley, 163	Presley, 33
1987	P. Bradley, .297	Davis, 29	Davis, 100	P. Bradley, 179	P. Bradley, 38
1988	Davis, .295	Balboni, 21	Davis, 69	Reynolds, 169	Quinones, 30
1989	Davis, .305	Leonard, 24	Davis, 95	Reynolds, 184	Davis, 30
1990	E. Martinez, .302	Griffey Jr., 22	Griffey Jr., 80	Griffey Jr., 179	Reynolds, 36
1991	Griffey Jr., .327	Buhner, 27	Griffey Jr., 100	Griffey Jr., 179	Griffey Jr., 42
1992	E. Martinez, .343*	Griffey Jr., 27	Griffey Jr., 103	E. Martinez, 181	E. Martinez, 46
1993	Griffey Jr., .309	Griffey Jr., 45	Griffey Jr., 109	Griffey Jr., 180	Griffey Jr., 38
1994	Griffey Jr., .323	Griffey Jr., 40*	Griffey Jr., 90	Griffey Jr., 140	Griffey Jr., 24
1995	E. Martinez, .356*	Buhner, 40	Buhner, 121	E. Martinez, 182	E. Martinez, 52*
1996	Rodriguez, .358*	Griffey Jr., 49	Griffey Jr., 140	Rodriguez, 215	Rodriguez, 54*
1997	E. Martinez, .330	Griffey Jr., 56*	Griffey Jr., 147*	Griffey Jr., 185	Cora, Rodriguez, 40
1998	E. Martinez, .322	Griffey Jr., 56*	Griffey Jr., 146	Rodriguez, 213*	E. Martinez, 46
1999	E. Martinez, .337	Griffey Jr., 48*	Griffey Jr., 134	Griffey Jr., 173	E. Martinez, 35
2000	E. Martinez, .324	Rodriguez, 41	E. Martinez, 145*	E. Martinez, 180	Olerud, 45
2001	Ichiro, .350*	Boone, 37	Boone, 141*	Ichiro, 242*	E. Martinez, 40
2002	Ichiro, .321	Cameron, 25	Boone, 107	Ichiro, 208	Olerud, 39
2003	Ichiro, .312	Boone, 35	Boone, 117	Ichiro, 212	Winn, 37

YEAR	TRIPLES	RUNS	WALKS	STOLEN BASES
1977	R. Jones, 8	R. Jones, 85	Braun, 80	Collins, 25
1978	Reynolds, Roberts, 7	Roberts, 78	J. Cruz, 69	J. Cruz, 59
1979	R. Jones, 9	R. Jones, 109	R. Jones, 85	J. Cruz, 49
1980	Meyer, Milbourne, 6	J. Cruz, 66	Bochte, 72	J. Cruz, 45
1981	J. Cruz, Simpson, 3	J. Cruz, 57	Bochte, 47	J. Cruz, 43
1982	Covens, 8	J. Cruz, 83	Bochte, 67	J. Cruz, 46
1983	D. Henderson, 5	Putnam, 58	S. Henderson, 44	J. Cruz, 33
1984	Owen, 8	Perconte, 93	Davis, 97	Perconte, 29
1985	P. Bradley, 8	P. Bradley, 100	Davis, 90	Perconte, 31
1986	Owen, Tartabull, 6	P. Bradley, 88	Phelps, 88	Reynolds, 30
1987	P. Bradley, 10	P. Bradley, 101	P. Bradley, 88	Reynolds, 60*
1988	Reynolds, 11	Brantley, 76	Davis, 95	Reynolds, 35
1989	Reynolds, 9	Reynolds, 87	Davis, 101	Reynolds, 25
1990	Griffey Jr., 7	Reynolds, 100	Davis, 85	Reynolds, 31
1991	Reynolds, 6	E. Martinez, 98	E. Martinez, 84	Reynolds, 28
1992	Griffey Jr., Vizquel, 4	E. Martinez, 100	Buhner, 71	Cotto, 23
1993	Felder, 5	Griffey Jr., 113	Buhner, 100	Amaral, 19
1994	Buhner, Griffey Jr., 4	Griffey Jr., 94	Buhner, 66	Griffey Jr., 11
1995	T. Martinez, Wilson, 3	E. Martinez, 121*	E. Martinez, 116	Amaral, 21
1996	Cora, 6	Rodriguez, 141*	E. Martinez, 123	Amaral, 25
1997	Cora, 4	Griffey Jr., 125*	Buhner, E. Martinez, 119	Rodriguez, 29
1998	Cora, 6	Rodriguez, 123	E. Martinez, 106	Rodriguez, 46
1999	Hunter, 6	Griffey Jr., 123	E. Martinez, 97	Hunter, 44*
2000	Javier, 5	Rodriguez, 134	Olerud, 102	R. Henderson, 31
2001	McLemore, 9	Ichiro, 127	Olerud, 94	Ichiro, 56*
2002	Ichiro, 8	Ichiro, 111	Olerud, 98	Cameron, Ichiro, 31
2003	Ichiro, 8	Boone, Ichiro, 111	Olerud, 84	Ichiro, 34

* League Leader

SEASON LEADERS BY POSITION

POS.	BATTING AVERAGE	HOME RUNS	RUNS BATTED IN
C	Wilson, .295, 2002	Wilson, 18, 1996	Wilson, 83, 1996
1B	Bochte, .316, 1979	T. Martinez, 31, 1995 Sorrento, 31, 1997	Davis, 116, 1984
2B	Boone, .331, 2001	Boone, 37, 2001	Boone, 141, 2001
3B	E. Martinez, .343, 1992	Presley, 28, 1985	Presley, 107, 1986
SS	Rodriguez, .358, 1996	Rodriguez, 42, 1998 & 99	Rodriguez, 124, 1998
LF	Paciorek, .326, 1981	P. Bradley, 26, 1985	P. Bradley, 88, 1985
CF	Griffey Jr., .327, 1991	Griffey Jr., 56, 1997 & 98	Griffey Jr., 147, 1997
RF	Ichiro, .350, 2001	Buhner, 44, 1996	Buhner, 138, 1996
DH	E. Martinez, .356, 1995	E. Martinez, 37, 2000	E. Martinez, 143, 2000

YEAR-BY-YEAR PITCHING LEADERS

YEAR	WINS	ERA (162 IP)	INNINGS
1977	Abbott, 12-13	Montague, 4.29	Abbott, 204
1978	Romo, 11-7	Mitchell, 4.23	Mitchell, 168
1979	Parrott, 14-12	Parrott, 3.77	Parrott, 229
1980	Abbott, 12-12	Bannister, 3.47	Bannister, 218
1981	Bannister, 9-9	Abbott, 3.95	Abbott, 130
1982	Bannister, 12-13 Caudill, 12-9	Beattie, 3.34	Bannister, 247.0
1983	Young, 11-15	Young, 3.27	Young, 203.2
1984	Langston, 17-10	Langston, 3.40	Langston, 225.0
1985	Moore, 17-10	Moore, 3.46	Moore, 247.0
1986	Langston, 12-14	Moore, 4.30	Moore, 266.0
1987	Langston, 19-13	Langston, 3.84	Langston, 272.0
1988	Langston, 15-11	Langston, 3.34	Langston, 261.1
1989	Bankhead, 14-6	Bankhead, 3.34	Bankhead, 210.1
1990	Hanson, 18-9	Hanson, 3.24	Hanson, 236.0
1991	Holman, 13-14 Johnson, 13-10	Krueger, 3.60	Johnson, 201.1
1992	Fleming, 17-10	Fleming, 3.39	Fleming, 228.1
1993	Johnson, 19-8	Johnson, 3.24	Johnson, 255.1
1994	Johnson, 13-6	Johnson, 3.19	Johnson, 172.0
1995	Johnson, 18-2	Johnson, 2.48*	Johnson, 214.1
1996	Hitchcock, 13-9	Hitchcock, 5.35	Hitchcock, 196.2
1997	Johnson, 20-4	Johnson, 2.28	Fassero, 234.1
1998	Moyer, 15-9	Moyer, 3.53	Moyer, 234.1
1999	Garcia, 17-8	Moyer, 3.87	Moyer, 228.0
2000	Sele, 17-10	Abbott, 4.22	Sele, 211.2
2001	Moyer, 20-6	Garcia, 3.05*	Garcia, 238.2*
2002	Garcia, 16-10	Pineiro, 3.24	Moyer, 230.2
2003	Moyer, 21-7	Moyer, 3.27	Moyer, 215.0
YEAR	GAMES	STRIKEOUTS	SAVES
1977	Romo, 58	Romo, 105	Romo, 16
1978	Romo, 56	McLaughlin, 87	Romo, 10
1979	Rawley, 48	Parrott, 127	McLaughlin, 14
1980	Heaverlo, 60	Bannister, 155	Rawley, 13
1981	Rawley, 48	Bannister, 85	Rawley, 8
1982	Vande Berg, 78*	Bannister, 209*	Caudill, 26
1983	Vande Berg, 68	Beattie, 132	Caudill, 26
1984	Stanton, 54	Langston, 204*	Stanton, 8
1985	Vande Berg, 76	Moore, 155	Nunez, 16
1986	Young, 65	Langston, 245*	Young, 13
1987	Wilkinson, 56	Langston, 262*	Nunez, 12
1988	Jackson, 62	Langston, 235	Schooler, 15
1989	Schooler, 67	Bankhead, 140	Schooler, 33
1990	Jackson, 63	Hanson, 211	Schooler, 30
1991	Jackson, 72	Johnson, 228	Swift, 17
1992	Nelson, 66	Johnson, 241*	Schooler, 13
1993	Nelson, 71	Johnson, 308*	Charlton, 18
1994	Ayala, 46	Johnson, 204*	Ayala, 18
1995	Ayala, 63	Johnson, 294*	Ayala, 19
1996	Jackson, 73	Hitchcock, 132	Charlton, 20
1997	Ayala, Charlton, 71	Johnson, 291	Charlton, 14
1998	Timlin, 70	Johnson, 213	Timlin, 19
1999	Mesa, 68	Garcia, 170	Mesa, 33
2000	Rhodes, 72	Sele, 137	Sasaki, 37
2001	Rhodes, 71	Garcia, 163	Sasaki, 45
2002	Rhodes, 66	Garcia, 181	Sasaki, 37
2003	Rhodes, 67	Pineiro, 151	Hasegawa, 16

* League Leader

MARINERS FIRSTS . . .

GAME 4/6/77 vs. California, Kingdome, 7-0 loss

BATTER Dave Collins, 4/6/77

HIT Jose Baez, 4/6/77

RUN Dave Collins, 4/8/77

WIN 7-6 vs. California, 4/8/77, in the Kingdome

WINNING PITCHER Bill Laxton, 4/8/77

SAVE John Montague, 4/8/77

RBI Dan Meyer, 4/8/77

GAME-WINNING HIT Larry Milbourne, 4/8/77

HOME RUN Juan Bernhardt, 4/10/77, off Frank Tanana (Cal.), Kingdome

.500 MONTH August, 1978, 13-13

WINNING SEASON 1991, 83-79

DIVISION CHAMPIONSHIP 1995, 79-66

MARINERS RECORD MONTH-BY-MONTH (1977-2003)

Year	April	May	June	July	Aug.	Sept.	Oct.	Total
1977	8-16	13-14	13-15	12-16	6-22	10-14	2-1	64-98
1978	8-18	9-15	10-18	9-18	13-13	7-21	0-1	56-104
1979	8-15	10-18	16-12	11-18	12-16	10-16	—	67-95
1980	11-10	12-14	9-18	7-19	8-21	12-16	0-5	59-103
1981	5-14	12-16	4-6	—	8-13	13-15	2-1	44-65
1982	11-12	14-14	15-10	12-14	10-19	14-14	0-3	76-86
1983	8-16	12-14	8-20	12-14	11-18	9-18	0-2	60-102
1984	12-11	11-16	14-15	12-16	10-18	15-12	—	74-88
1985	9-12	11-14	16-11	12-16	11-17	14-13	1-5	74-88
1986	7-14	11-17	14-15	13-12	13-16	9-17	0-4	67-95
1987	12-11	14-12	13-14	10-16	12-17	13-14	4-0	78-84
1988	10-14	12-15	8-19	10-16	14-16	13-12	1-1	68-93
1989	11-15	14-13	12-14	13-12	9-20	13-15	1-0	73-89
1990	8-12	15-14	16-12	15-12	10-18	12-15	1-2	77-85
1991	10-11	15-12	14-13	15-12	13-15	12-15	4-1	83-79
1992	10-11	11-17	10-18	11-17	13-14	6-20	3-1	64-98
1993	11-11	14-15	13-14	13-13	14-13	15-13	2-1	82-80
1994	10-13	11-16	12-15	7-18	9-1	—	—	49-63
1995	3-1	16-12	11-17	13-14	16-13	19-8	1-1	79-66
1996	16-10	12-14	14-12	16-12	12-17	15-11	—	85-76
1997	16-11	11-16	20-7	13-13	15-15	15-10	—	90-72
1998	12-15	14-14	8-20	14-11	14-14	14-11	—	76-85
1999	11-12	15-12	13-14	11-15	16-13	12-15	1-2	79-83
2000	13-10	13-14	19-8	16-12	11-17	18-10	1-0	91-71
2001	20-5	20-7	18-9	18-9	20-9	15-6	5-1	116-46
2002	18-8	16-11	17-11	15-12	13-15	14-12	—	93-69
2003	17-10	19-8	17-10	13-14	14-15	13-12	—	93-69
Totals	295-318	357-374	354-367	323-371	327-415	342-355	29-32	2017-2232

MARINERS WON-LOST BREAKDOWN (1977-2003)

Year	At Home	On Road	Vs. AL East	Vs. AL Cent.	Vs. AL West	Vs. NL	Before ASB	After ASB	Total
1977	29-52	35-46	24-48	—	40-50	—	41-54	23-44	64-98
1978	32-49	24-55	25-45	—	31-59	—	30-58	26-46	56-104
1979	36-45	31-50	33-51	—	34-44	—	40-54	27-41	67-95
1980	36-45	23-58	29-55	—	30-48	—	35-45	24-58	59-103
1981	20-37	24-28	18-33	—	26-32	—	21-36	23-29	44-65
1982	42-39	34-47	36-48	—	40-38	—	45-41	31-45	76-86
1983	30-51	30-51	33-51	—	27-51	—	30-51	30-51	60-102
1984	42-39	32-49	37-47	—	37-41	—	40-48	34-40	74-88
1985	42-41	32-47	38-46	—	36-42	—	42-45	32-43	74-88
1986	41-41	26-54	35-49	—	32-46	—	39-51	28-44	67-95
1987	40-41	38-43	40-44	—	38-40	—	45-43	33-41	78-84
1988	37-44	31-49	37-47	—	31-46	—	34-53	34-40	68-93
1989	40-41	33-48	41-43	—	32-46	—	42-44	31-45	73-89
1990	38-43	39-42	40-44	—	37-41	—	43-41	34-44	77-85
1991	45-36	38-43	48-36	—	35-43	—	40-42	43-37	83-79
1992	38-43	26-55	33-51	—	31-47	—	36-53	28-45	64-98
1993	46-35	36-45	44-40	—	38-40	—	44-44	38-36	82-80
1994	22-22	27-41	18-31	12-25	19-7	—	37-50	12-13	49-63
1995	46-27	33-39	29-26	28-23	22-17	—	34-35	45-31	79-66
1996	43-38	42-38	31-30	31-30	23-16	—	46-39	39-37	85-76
1997	45-36	45-36	30-25	32-23	21-15	7-9	49-38	41-34	90-72
1998	42-39	34-46	22-33	32-22	15-21	7-9	37-51	39-34	76-85
1999	43-38	36-45	24-27	31-25	17-20	7-11	42-45	37-38	79-83
2000	47-34	44-37	35-17	26-28	19-19	11-7	51-35	40-36	91-71
2001	57-24	59-22	33-12	31-10	40-18	12-6	63-24	53-22	116-46
2002	48-33	45-36	25-20	23-18	34-24	11-7	55-33	38-36	93-69
2003	50-31	43-38	18-23	32-13	33-25	10-8	58-35	35-34	93-69
Totals	1077-1044	940-1188	856-1022	278-217	818-936	65-57	1119-1188	898-1044	2017-2232

Bold = .500 or better record

ATTENDANCE INFORMATION

YEAR-BY-YEAR

YEAR	HOME	DATES	AVG.	ROAD	DATES	AVG.	TOTAL
1977	1,338,511	76	17,612	1,109,194	78	14,220	2,447,705
1978	877,440	78	11,249	1,122,624	72	15,592	2,000,064
1979	844,455	80	10,556	1,381,572	76	18,179	2,226,027
1980	836,204	80	10,453	1,396,912	79	17,682	2,233,116
1981	636,276	56	14,362	804,473	51	15,774	1,440,749
1982	1,070,404	81	13,215	1,354,399	77	17,589	2,424,743
1983	813,537	81	10,044	1,492,526	81	18,426	2,306,063
1984	870,372	81	10,745	1,491,641	81	19,124	2,362,013
1985	1,128,696	81	13,934	1,470,790	81	18,158	2,599,486
1986	1,029,045	81	12,549	1,558,546	78	19,482	2,587,591
1987	1,134,255	81	14,003	1,795,683	80	22,446	2,929,938
1988	1,022,398	81	12,622	1,845,049	78	23,654	2,867,447
1989	1,298,443	81	16,030	1,943,845	79	24,606	3,242,288
1990	1,509,727	81	18,639	2,193,421	80	27,418	3,703,148
1991	2,147,905	81	26,517	2,205,667	80	27,571	4,353,572
1992	1,651,398	81	20,388	2,160,309	80	27,004	3,811,707
1993	2,051,853	81	25,332	2,307,636	81	28,489	4,359,489
1994	1,104,206	44	25,096	1,971,240	67	29,421	3,075,446
1995	1,643,107	73	22,508	1,777,159	72	24,683	3,420,266
1996	2,723,850	81	33,628	2,221,343	79	28,118	4,945,193
1997	3,192,237	81	39,410	2,409,664	80	30,121	5,601,901
1998	2,644,305	81	32,646	2,410,478	78	30,904	5,054,644
1999	2,916,346	81	36,004	2,446,783	80	30,585	5,363,129
2000	3,150,034	81	38,889	2,208,974	80	27,612	5,359,008
2001	3,507,975	81	43,303	2,572,884	81	31,764	6,080,391
2002	3,540,482	81	43,710	2,233,133	81	27,570	5,773,615
2003	3,268,509	81	40,352	2,197,822	80	27,473	5,466,331
TOTAL	47,951,831	2107	22,758	50,083,707	2090	23,963	98,035,070

MARINERS HOME ATTENDANCE RECORDS

Season.....	3,540,482 in 2002
Single game (night).....	57,806 vs. Min., April 11, 1994
Single game (day).....	57,816 vs. Cle., March 31, 1998
Single game (playoff).....	59,579 vs. Bal., October 1, 1997
Doubleheader.....	26,067 vs. N.Y., August 30, 1986
Opening Game.....	57,816 vs. Cle., March 31, 1998
Largest Walk-up.....	23,625 vs. N.Y., May 9, 1981
Largest Day of Game Sale.....	30,220 vs. Min., July 29, 1993
Home vs. one club, season.....	442,176 vs. Tex. in 2001 (10 dates)
2-Date Series.....	114,443 vs. L.A., June 14-15, 1997
3-Date Series.....	169,086 vs. N.Y., August 22-24, 1997
4-Date Series.....	183,950 vs. Cle., August 1-4, 2002
5-Date Series.....	117,824 vs. Cal., April 6-10, 1977
Smallest Crowd.....	3,630 vs. K.C., September 28, 1983
Largest Seattle Baseball Crowd.....	59,579, 1997 ALDS Game 1, Oct. 1, 1997

MARINERS ROAD ATTENDANCE RECORDS

Season.....	2,572,884 in 2001
Single game.....	61,065 at San Diego, June 16, 2001
Smallest crowd.....	653 at Oakland, April 17, 1979

TOP ALL-TIME CROWDS VS. OPPONENTS

	HOME	ROAD
Anaheim	57,762 (4/6/77)	59,860 (4/21/85)
Baltimore	57,408 (5/18/97)	48,199 (7/26/98)
Boston	57,110 (4/5/97)	35,035 (9/3/89)
Chicago	57,502 (3/31/96)	45,646 (9/17/83)
Cleveland	57,816 (3/31/98)	59,671 (6/9/89)
Detroit	57,103 (5/31/97)	44,207 (5/27/77)
Kansas City	49,802 (7/19/97)	39,447 (6/27/87)
Milwaukee	56,882 (4/6/96)	47,119 (5/29/94)
Minnesota	57,806 (4/11/94)	52,279 (4/6/82)
New York	57,574 (4/1/97)	55,593 (6/15/83)
Oakland	56,533 (9/20/96)	46,786 (4/17/81)
Tampa Bay	46,867 (5/24/98)	40,212 (5/30/98)
Texas	56,044 (4/5/92)	49,103 (7/4/01)
Toronto	56,074 (8/28/93)	50,527 (8/20/93)
Arizona	45,888 (7/17/01)	48,488 (6/27/98)
Chicago Cubs	46,083 (6/7/02)	-
Cincinnati	-	27,908 (6/20/02)
Colorado	55,980 (6/13/97)	48,422 (8/28/97)
Houston	-	35,422 (6/22/02)
Los Angeles	57,345 (6/14/97)	54,213 (8/31/97)
St. Louis	45,849 (6/12/02)	-
San Diego	45,641 (6/29/03)	61,065 (6/16/01)
San Francisco	48,313 (7/1/97)	40,930 (6/11/00)

TOP 10 SAFECO CROWDS

- 1 — 46,219 vs. Cle. (8/3/02)
- 2 — 46,174 vs. N.Y. (8/17/02)
- 3 — 46,171 vs. Bos. (8/15/03)
- 4 — 46,124 vs. Cle. (8/4/02)
- 5 — 46,118 vs. N.Y. (4/28/02)
- 6 — 46,105 vs. Bos. (8/17/03)
- 7 — 46,100 vs. Bos. (8/16/03)
- 8 — 46,086 vs. N.Y. (8/18/02)
- 9 — 46,083 vs. Cubs (6/7/02)
- 10 — 46,049 vs. N.Y. (4/27/02)

TOP 10 KINGDOME CROWDS

- 1 — 57,816 vs. Cle. (3/31/98)
- 2 — 57,806 vs. Min. (4/11/94)
- 3 — 57,762 vs. Cal. (4/6/77)
- 4 — 57,574 vs. N.Y. (4/1/97)
- 5 — 57,502 vs. Chi. (3/31/96)
- 6 — 57,408 vs. Bal. (5/18/97)
- 7 — 57,362 vs. N.Y. (8/22/97)
- 8 — 57,356 vs. N.Y. (6/14/97)
- 9 — 57,300 vs. Bal. (5/17/97)
- 10 — 57,285 vs. N.Y. (8/23/97)

OPENING NIGHT LINEUPS

April 6, 1977

	R	H	E
California	7	9	1
Mariners	0	9	2
WP-Tanana			
LP-Segui			
Att.-57,762			
Dave Collins		DH	
Jose Baez		2B	
Steve Braun		LF	
Lee Stanton		RF	
Bill Stein		3B	
Dan Meyer		1B	
Ruppert Jones		CF	
Bob Stinson		C	
Craig Reynolds		SS	
Diego Segui		RHP	

April 9, 1980

	R	H	E
Toronto	6	9	1
Mariners	8	13	2
WP-Parrott			
LP-Lemanczyk			
Att.-22,588			
Julio Cruz		2B	
Rod Craig		CF	
Dan Meyer		LF	
Bruce Bochte		1B	
Willie Horton		DH	
Joe Simpson		RF	
Ted Cox		3B	
Bob Stinson		C	
Mario Mendoza		SS	
Mike Parrott		RHP	

April 5, 1983

	R	H	E
New York	4	10	1
Mariners	5	9	1
WP-Clark			
LP-Guidry			
Att.-37,015			
Steve Henderson		LF	
Manny Castillo		3B	
Al Cowens		RF	
Richie Zisk		DH	
Dave Henderson		CF	
Pat Putnam		RF	
Todd Cruz		SS	
Bud Bulling		C	
Julio Cruz		2B	
Gaylord Perry		RHP	

April 8, 1986

	R	H	E
California	4	8	1
Mariners	8	10	1
WP-Ladd			
LP-K. Forsch			
Att.-42,112			
Danny Tartabull		2B	
Phil Bradley		LF	
Ivan Calderon		RF	
Gorman Thomas		DH	
Alvin Davis		1B	
Jim Presley		3B	
David Henderson		CF	
Steve Yeager		C	
Spike Owen		SS	
Mike Moore		RHP	

April 5, 1978

	R	H	E
Minnesota	2	7	0
Mariners	3	9	0
WP-Abbott			
LP-Goltz			
Att.-45,235			
Jose Baez		2B	
Bruce Bochte		LF	
Dan Meyer		1B	
Lee Stanton		DH	
Ruppert Jones		CF	
Bill Stein		3B	
John Hale		RF	
Bob Stinson		C	
Craig Reynolds		SS	
Glenn Abbott		RHP	

April 9, 1981

	R	H	E
California	6	7	0
Mariners	2	6	1
WP-Zahn			
LP-Abbott			
Att.-33,317			
Julio Cruz		2B	
Dave Henderson		CF	
Bruce Bochte		1B	
Richie Zisk		DH	
Jeff Burroughs		RF	
Tom Paciorek		LF	
Dave Adler		3B	
Jim Anderson		SS	
Terry Bulling		C	
Glenn Abbott		RHP	

April 4, 1984

	R	H	E
Toronto	2	7	0
Mariners	3	9	0
WP-Stanton			
LP-Lamp			
Att.-43,200			
Jack Perconte		2B	
Barry Bonnell		3B	
Gorman Thomas		LF	
Pat Putnam		DH	
Ken Phelps		1B	
Al Cowens		RF	
Dave Henderson		CF	
Bob Kearney		C	
Spike Owen		SS	
Mike Moore		RHP	

April 7, 1987

	R	H	E
Mariners	1	5	3
California	7	8	0
WP-Witt			
LP-Langston			
Att.-37,097			
Donell Nixon		CF	
Mike Kingery		RF	
Phil Bradley		LF	
Ken Phelps		DH	
Alvin Davis		1B	
Jim Presley		3B	
David Valle		C	
Rey Quinones		SS	
Harold Reynolds		2B	
Mark Langston		LHP	

April 4, 1979

	R	H	E
California	4	6	1
Mariners	5	10	0
WP-Montague			
LP-Tanana			
Att.-37,748			
Julio Cruz		2B	
Bill Stein		3B	
Dan Meyer		1B	
Leon Roberts		RF	
Willie Horton		DH	
Ruppert Jones		CF	
Tom Paciorek		LF	
Larry Cox		C	
Mario Mendoza		SS	
Glenn Abbott		RHP	

April 6, 1982

	R	H	E
Mariners	11	14	0
Minnesota	7	11	2
WP-Bannister			
LP-Redfern			
Att.-52,279			
Julio Cruz		2B	
Manny Castillo		3B	
Bruce Bochte		LF	
Richie Zisk		DH	
Al Cowens		RF	
Joe Simpson		CF	
Jim Maler		1B	
Jim Essian		C	
Todd Cruz		SS	
Floyd Bannister		LHP	

April 9, 1985

	R	H	E
Oakland	3	8	1
Mariners	6	13	0
WP-Moore			
LP-Codioli			
Att.-37,161			
Jack Perconte		2B	
Phil Bradley		LF	
Alvin Davis		1B	
Gorman Thomas		DH	
Dave Henderson		CF	
Al Cowens		RF	
Jim Presley		3B	
Bob Kearney		C	
Spike Owen		SS	
Mike Moore		RHP	

April 4, 1988

	R	H	E
Mariners	1	2	2
Oakland	4	9	0
WP-Stewart			
LP-Langston			
Att.-45,333			
Mike Kingery		CF	
Mickey Brantley		LF	
Alvin Davis		1B	
Ken Phelps		DH	
Glenn Wilson		RF	
David Valle		C	
Jim Presley		3B	
Rey Quinones		SS	
Harold Reynolds		2B	
Mark Langston		LHP	

MARINERS BEST RECORD IN . . .

April: 20-5, .800 (2001)

May: 20-7, .741 (2001)

June: 20-7, .741 (1997)

July: 18-9, .667 (2001)

August: 9-1 (1994); 20-9, .690 (2001)

Sept-Oct: 20-7, .741 (2001)

OPENING NIGHT LINEUPS (continued)

April 3, 1989				April 6, 1992				April 27, 1995				March 31, 1998			
	R	H	E		R	H	E		R	H	E		R	H	E
Mariners	2	5	1	Texas	12	12	3	Detroit	0	3	1	Cleveland	10	14	0
Oakland	3	6	1	Mariners	10	17	0	Mariners	3	7	0	Mariners	9	12	2
WP-Stewart				WP-Fireovid				WP-Johnson				WP-Mesa			
LP-Langston				LP-Schooler				LP-Bergman				LP-Fossas			
Att.-46,163				Att.-56,044				Att.-34,641				Att.-57,816			
Harold Reynolds	2B			Harold Reynolds	2B			Darren Bragg	LF			Joey Cora	2B		
Ken Griffey Jr.	CF			Edgar Martinez	3B			Joey Cora	2B			Alex Rodriguez	SS		
Alvin Davis	1B			Ken Griffey Jr.	CF			Ken Griffey Jr.	CF			Ken Griffey Jr.	CF		
Darnell Coles	RF			Kevin Mitchell	LF			Jay Buhner	RF			Edgar Martinez	DH		
Jeffrey Leonard	DH			Pete O'Brien	1B			Edgar Martinez	DH			David Segui	1B		
Greg Briley	LF			Jay Buhner	RF			Tino Martinez	1B			Jay Buhner	RF		
David Valle	C			Tino Martinez	DH			Mike Blowers	3B			Glenallen Hill	LF		
Edgar Martinez	3B			David Valle	C			Dan Wilson	C			Dan Wilson	C		
Omar Vizquel	SS			Omar Vizquel	SS			Felix Fermin	SS			Russ Davis	3B		
Mark Langston	LHP			Randy Johnson	LHP			Randy Johnson	LHP			Randy Johnson	LHP		

April 9, 1990				April 6, 1993				March 31, 1996				April 5, 1999			
	R	H	E		R	H	E		R	H	E		R	H	E
Mariners	7	15	3	Toronto	1	7	0	Chicago	2	5	1	Chicago	8	12	0
California	4	5	0	Mariners	8	11	0	Mariners	3	9	0	Mariners	2	8	0
WP-Holman				WP-Johnson				WP-Hurtado				WP-Baldwin			
LP-Blyleven				LP-Morris				LP-Simas				LP-Fassero			
Att.-38,406				Att.-55,928				Att.-57,502				Att.-51,619			
Harold Reynolds	2B			Omar Vizquel	SS			Darren Bragg	LF			Carlos Guillen	2B		
Ken Griffey Jr.	CF			Mike Felder	LF			Joey Cora	2B			Alex Rodriguez	SS		
Alvin Davis	DH			Ken Griffey Jr.	CF			Ken Griffey Jr.	CF			Ken Griffey Jr.	CF		
Jeffrey Leonard	RF			Tino Martinez	1B			Edgar Martinez	DH			Edgar Martinez	DH		
Pete O'Brien	1B			Pete O'Brien	DH			Jay Buhner	RF			David Segui	1B		
Greg Briley	LF			Jay Buhner	RF			Paul Sorrento	1B			Jay Buhner	RF		
Edgar Martinez	3B			Mike Blowers	3B			Russ Davis	3B			John Mabry	LF		
David Valle	C			David Valle	C			Dan Wilson	C			Russ Davis	3B		
Brian Giles	SS			Rich Amaral	2B			Alex Rodriguez	SS			Dan Wilson	C		
Brian Holman	RHP			Randy Johnson	LHP			Randy Johnson	LHP			Jeff Fassero	LHP		

April 9, 1991				April 4, 1994				April 1, 1997				April 3, 2000			
	R	H	E		R	H	E		R	H	E		R	H	E
California	3	8	0	Mariners	3	7	1	New York	2	8	0	Boston	2	7	0
Mariners	2	6	1	Cleveland	4	7	1	Mariners	4	7	0	Mariners	0	2	0
WP-Finley				WP-Plunk				WP-Fassero				WP-Martinez			
LP-Hanson				LP-King				LP-Cone				LP-Moyer			
Att.-53,671				Att.-41,459				Att.-57,574				Att.-45,552			
Harold Reynolds	2B			Rich Amaral	2B			Joey Cora	2B			Mike Cameron	CF		
Edgar Martinez	3B			Edgar Martinez	3B			Alex Rodriguez	SS			Mark McLemore	LF		
Ken Griffey Jr.	CF			Ken Griffey Jr.	CF			Ken Griffey Jr.	CF			Alex Rodriguez	SS		
Alvin Davis	DH			Jay Buhner	RF			Edgar Martinez	DH			John Olerud	1B		
Jay Buhner	RF			Eric Anthony	LF			Jay Buhner	RF			Edgar Martinez	DH		
Pete O'Brien	1B			Tino Martinez	1B			Paul Sorrento	1B			John Mabry	RF		
Tracy Jones	LF			Reggie Jefferson	DH			Dan Wilson	C			David Bell	2B		
David Valle	C			Dan Wilson	C			Russ Davis	3B			Dan Wilson	C		
Omar Vizquel	SS			Felix Fermin	SS			Lee Tinsley	LF			Carlos Guillen	3B		
Erik Hanson	RHP			Randy Johnson	LHP			Jeff Fassero	LHP			Jamie Moyer	LHP		

2003 HOME CROWDS

Safeco Largest:

46,171 vs. Bos. (8/15/03)
 46,105 vs. Bos. (8/17/03)
 46,100 vs. Bos. (8/16/03)

Safeco Smallest:

25,264 vs. Cle. (4/24/03)
 25,311 vs. Cle. (4/22/03)
 26,571 vs. Oak. (4/14/03)

OPENING NIGHT LINEUPS (continued)

April 2, 2001			April 1, 2002			April 1, 2003					
	R	H	E		R	H	E		R	H	E
Athletics	4	8	2	White Sox	6	11	0	Mariners	0	5	0
Mariners	5	7	0	Mariners	5	8	0	Athletics	5	8	0
WP-Rhodes				WP-Buehrle				WP-Hudson			
LP-Mecir				LP-Garcia				LP-Garcia			
Att.-45,911				Att.-46,036				Att.-41,723			
Ichiro Suzuki		RF		Ichiro Suzuki		RF		Ichiro Suzuki		RF	
Mike Cameron		CF		Jeff Cirillo		3B		Randy Winn		LF	
Edgar Martínez		DH		Bret Boone		2B		Edgar Martínez		DH	
John Olerud		1B		Edgar Martínez		DH		John Olerud		1B	
Bret Boone		2B		Mike Cameron		CF		Bret Boone		2B	
Al Martin		LF		John Olerud		1B		Mike Cameron		CF	
David Bell		3B		Carlos Guillen		SS		Jeff Cirillo		3B	
Dan Wilson		C		Dan Wilson		C		Ben Davis		C	
Carlos Guillen		SS		Mark McLemore		LF		Mark McLemore		SS	
Freddy Garcia		RHP		Freddy Garcia		RHP		Freddy Garcia		RHP	

THE LAST TIME IT HAPPENED

MARINERS

NO-HITTER: Chris Bosio, April 23, 1993 vs. Bos. (7-0)
 ONE-HITTER (Individual): Gil Meche, June 13, 2000 at KC (7-0)
 ONE-HITTER (Team): Paul Abbott (7.2 IP, 1 H) & Jose Paniagua (1.1 IP, 0 H) Sept. 3, 2000 at Bos. (5-0)
 TWO-HITTER (Individual): Ryan Franklin, July 23, 2003 vs. Oak. (6-0)
 TWO-HITTER (Team): Joel Pineiro (8.0 IP, 2 H) & Kazuhiro Sasaki (1.0 IP, 0 H) July 3, 2002 vs. KC (3-0)
 THREE CONSECUTIVE SHUTOUTS (Individual): Randy Johnson, May 25, 1994 at Oak. (1-0), May 30, 1994 at Min. (12-0) & June 4, 1994 vs. Tor. (2-0)
 CONSECUTIVE SHUTOUTS (Team): Sept. 18-19, 2001 vs. Ana. (4-0; 5-0)
 BACK-TO-BACK HOME RUNS: Bret Boone & Edgar Martínez, July 12, 2003 vs. TB (9th inning off Zambrano)
 BACK-TO-BACK-TO-BACK HOME RUNS: Alex Rodriguez, Ken Griffey Jr. & Edgar Martínez, Sept. 21, 1996 vs. Oak. (3rd inning off Tegehder)
 GRAND SLAM HOME RUN: Randy Winn, Sept. 13, 2003 vs. Ana. (8th inning off Rodriguez)
 INSIDE-THE-PARK HOME RUN (Home): Dan Wilson, May 3, 1998 vs. Det. (1st inning off Castillo)
 INSIDE-THE-PARK HOME RUN (Road): Randy Winn, Sept. 22, 2003 at Ana. (5th inning off Glover)
 LEAD-OFF HOME RUN (Road): Ichiro Suzuki, May 17, 2003 at Det. (off Cornejo)
 LEAD-OFF HOME RUN (Home): Ichiro Suzuki, July 8, 2003 vs. Bal. (off Johnson)
 PINCH-HIT HOME RUN: Greg Colbrunn, June 30, 2003 at Oak. (9th inning off Rincon)
 THREE HOME RUNS (Game): Alex Rodriguez, April 16, 2000 at Tor. (2 off Carpenter, 1 off Borbon)
 FOUR HOME RUNS (Game): Mike Cameron, May 2, 2002 at Chi. (1 off Rauch, 3 off Parque)
 PINCH HIT GRAND SLAM HOME RUN: Never
 FIVE HITS (Game): Randy Winn, May 27, 2003 at KC
 BASES LOADED TRIPLE: Mike Cameron, May 3, 2003 at Chi.
 STEAL OF HOME: Dan Wilson, August 1, 1999 vs. Bal. (8th inning, straight steal)
 HITTING FOR THE CYCLE: John Olerud, June 16, 2001 at SD
 TWO HITS, SAME INNING: Mike Cameron, May 16, 2002 at Tor. (7th inning)

OPPONENTS

NO-HITTER: Dwight Gooden, May 14, 1996 at N.Y. (2-0 win)
 ONE-HITTER (Individual): Ted Lilly, April 27, 2002 vs. NY (1-0 loss)
 ONE-HITTER (Team): Teddy Higuera (8 IP, 1 H), Mark Clear (0 IP), Chuck Crim (0.1 IP), Dan Plesac (0.2 IP), June 15, 1988 at Mil. (5-1 win)
 TWO-HITTER (Individual): Doug Waechter, Sept. 3, 2003 vs. TB. (7-0 win)
 TWO-HITTER (Team): Barry Zito (8.0 IP, 2 H) & Ricardo Rincon (1.0 IP, 0 H), Sept. 13, 2002 at Oak. (5-0 win)
 CONSECUTIVE SHUTOUTS (Team): Sept. 3-4, 2003 vs. TB (7-0 & 1-0)
 BACK-TO-BACK HR: Julio Lugo & Aubrey Huff, Aug. 27, 2003 vs TB (5th inning off Pineiro)
 GRAND SLAM HOME RUN: Mark Ellis, Sept. 20, 2003 at Oak. (5th inning off Sasaki)
 INSIDE-THE-PARK HOME RUN (Home): Tom Goodwin, July 19, 1997 vs. K.C. (8th inning off Wolcott)
 INSIDE-THE-PARK HOME RUN (Road): Chris Gomez, August 28, 2001 at TB (8th inning off Franklin)
 PINCH-HIT HOME RUN: Brent Mayne, Sept. 8, 2002 at KC (9th inning off Sasaki)
 PINCH-HIT GRAND SLAM HOME RUN: Pat Sheridan, May 6, 1988 vs. Det. (off Jackson)
 THREE HOME RUNS (Game): Chris Woodward, Aug. 7, 2002 at Tor. (Pineiro 2, Sasaki 1)
 FIVE HITS (Game): Tim Salmon, July 19, 2002 at Ana.
 STEAL OF HOME: Gary Mathews Jr., June 4, 1999 at SD (4th inning, double steal with Giovannola)
 HITTING FOR THE CYCLE: Miguel Tejada, Sept. 29, 2001 vs. Oak.

MARINERS AWARD WINNERS

Most Valuable Player Award (BBWAA)

1997 — Ken Griffey Jr.
2001 — Ichiro Suzuki

Cy Young Award (BBWAA)

1995 — Randy Johnson

A.L. Manager of the Year (BBWAA)

1995 — Lou Piniella
2001 — Lou Piniella

Rookie of the Year (BBWAA)

1984 — Alvin Davis
2000 — Kazuhiro Sasaki
2001 — Ichiro Suzuki

M.L. Player of the Year (AP)

1996 — Alex Rodriguez

M.L. Manager of the Year (AP)

1995 — Lou Piniella

Des. Hitter of the Year (A.L.)

1979 — Willie Horton
1995 — Edgar Martinez
1997 — Edgar Martinez
1998 — Edgar Martinez
2000 — Edgar Martinez
2001 — Edgar Martinez

All-Star Game Selections

1977 — Ruppert Jones, OF
1978 — Craig Reynolds, SS
1979 — Bruce Bochte, 1B
1980 — Rick Honeycutt, LHP
1981 — Tom Paciorek, OF
1982 — Floyd Bannister, LHP
1983 — Matt Young, LHP
1984 — Alvin Davis, 1B
1985 — Phil Bradley, OF
1986 — Jim Presley, 3B
1987 — Mark Langston, LHP
Harold Reynolds, 2B
Harold Reynolds, 2B
1989 — Jeffrey Leonard, OF
1990 — Ken Griffey Jr., OF
Randy Johnson, LHP
1991 — Ken Griffey Jr., OF
1992 — Ken Griffey Jr., OF (MVP)
Edgar Martinez, 3B
1993 — Ken Griffey Jr., OF
Randy Johnson, LHP
1994 — Ken Griffey Jr., OF
Randy Johnson, LHP
1995 — Ken Griffey Jr., OF
Randy Johnson, LHP
Edgar Martinez, DH
Tino Martinez, 1B
1996 — Jay Buhner, OF
Ken Griffey Jr., OF
Edgar Martinez, DH
Alex Rodriguez, SS
Dan Wilson, C
1997 — Joey Cora, 2B
Ken Griffey Jr., OF
Randy Johnson, LHP
Edgar Martinez, DH
Alex Rodriguez, SS
1998 — Ken Griffey Jr., OF
Alex Rodriguez, SS

1999 — Ken Griffey Jr., OF
Edgar Martinez, DH
2000 — Alex Rodriguez, SS
Aaron Sele, RHP
Lou Piniella, coach
Bret Boone, 2B
2001 — Mike Cameron, OF
John Olerud, 1B
Edgar Martinez, DH
Ichiro Suzuki, OF
Freddy Garcia, RHP
Jeff Nelson, RHP
Kazuhiro Sasaki, RHP
Lou Piniella, coach
2002 — Ichiro Suzuki, OF
Freddy Garcia, RHP
Kazuhiro Sasaki, RHP
2003 — Ichiro Suzuki, OF
Edgar Martinez, DH
Shigetoshi Hasegawa, RHP
Bret Boone, 2B

Mariner MVP (Seattle Chapter BBWAA)

1977 — Lee Stanton
1978 — Leon Roberts
1979 — Willie Horton
1980 — Bruce Bochte
1981 — Tom Paciorek
1982 — Bill Caudill
1983 — Pat Putnam
1984* — Alvin Davis
Mark Langston
1985 — Phil Bradley
Mike Moore
1986 — Jim Presley
Mark Langston
1987 — Harold Reynolds
Mark Langston
1988 — Alvin Davis
Mark Langston
1989 — Alvin Davis
Scott Bankhead
1990 — Ken Griffey Jr.
Erik Hanson
1991 — Ken Griffey Jr.
Bill Swift
1992 — Edgar Martinez
Dave Fleming
1993 — Ken Griffey Jr.
Randy Johnson
1994 — No awards presented
1995 — Edgar Martinez
Randy Johnson
1996 — Alex Rodriguez
Bob Wells
1997 — Ken Griffey Jr.
Randy Johnson
1998 — Ken Griffey Jr.
Alex Rodriguez
Jamie Moyer
1999 — Ken Griffey Jr.
Jamie Moyer
2000 — Alex Rodriguez
Kazuhiro Sasaki
Bret Boone
2001 — Ichiro Suzuki
Freddy Garcia
Jamie Moyer

2002 — John Olerud
Joel Pineiro
2003 — Bret Boone
Jamie Moyer
* BBWAA began selecting two awards (Player & Pitcher)

Unsung Hero (Seattle Chapter BBWAA)

1993 — Mike Blowers
1994 — No award presented
1995 — Dan Wilson
1996 — Rich Amaral
1997 — Rob Ducey
1998 — Bill Swift
1999 — David Bell
2000 — Joe Oliver
Jose Paniagua
2001 — Mark McLemore
2002 — Desi Relaford
2003 — Julio Mateo

A.L. All-Star Team

1979 — Bruce Bochte, 1B (UPI)
1981 — Richie Zisk, DH (UPI)
1991 — Ken Griffey Jr., OF (UPI)
1993 — Ken Griffey Jr., OF (UPI)
Randy Johnson, LHP (UPI)

M.L. All-Star Team

1991 — Ken Griffey Jr., OF (AP)
1994 — Ken Griffey Jr., OF (AP)
1995 — Randy Johnson, LHP (AP)
Edgar Martinez, DH (AP)
1996 — Ken Griffey Jr., OF (AP)
Alex Rodriguez, SS (AP)
1997 — Ken Griffey Jr., OF (AP)
1998 — Ken Griffey Jr., OF (AP)
Alex Rodriguez, SS (AP)
Edgar Martinez, DH (AP)
1999 — Ken Griffey Jr., OF (AP)
2000 — Alex Rodriguez, SS (AP)

H&B Silver Slugger Award

1991 — Ken Griffey Jr.
1992 — Edgar Martinez
1993 — Ken Griffey Jr.
1994 — Ken Griffey Jr.
1996 — Ken Griffey Jr.
Alex Rodriguez
1997 — Ken Griffey Jr.
Edgar Martinez
1998 — Ken Griffey Jr.
Alex Rodriguez
1999 — Ken Griffey Jr.
Alex Rodriguez
2000 — Alex Rodriguez
2001 — Bret Boone
Edgar Martinez
Ichiro Suzuki
2003 — Bret Boone
Edgar Martinez

Rawlings Gold Glove Award®

1987 — Mark Langston, LHP
1988 — Mark Langston, LHP
Harold Reynolds, 2B
1989 — Harold Reynolds, 2B
1990 — Ken Griffey Jr., OF
Harold Reynolds, 2B
1991 — Ken Griffey Jr., OF

MARINERS AWARD WINNERS (continued)

1992	— Ken Griffey Jr., OF
1993	— Ken Griffey Jr., OF Omar Vizquel, SS
1994	— Ken Griffey Jr., OF
1995	— Ken Griffey Jr., OF
1996	— Jay Buhner, OF Ken Griffey Jr., OF
1997	— Ken Griffey Jr., OF
1998	— Ken Griffey Jr., OF
1999	— Ken Griffey Jr., OF
2000	— John Olerud, 1B
2001	— Mike Cameron, OF Ichiro Suzuki, OF
2002	— Bret Boone, 2B John Olerud, 1B Ichiro Suzuki, OF
2003	— Bret Boone, 2B Mike Cameron, CF John Olerud, 1B Ichiro Suzuki, OF

THE SPORTING NEWS AWARDS

M.L. Player of the Year:

1996	— Alex Rodriguez
1997	— Ken Griffey Jr.

A.L. Comeback Player of the Year:

1979	— Willie Horton
1981	— Richie Zisk
1985	— Gorman Thomas
2003	— Gil Meche

A.L. Pitcher of the Year:

1995	— Randy Johnson
------	-----------------

A.L. Rookie of the Year:

1984	— Alvin Davis
2001	— Ichiro Suzuki

A.L. Rookie Pitcher of the Year:

1982	— Ed Vande Berg
1984	— Mark Langston
2000	— Kazuhiro Sasaki
2003	— Rafael Soriano

A.L. All-Star Team:

1985	— Phil Bradley
1992	— Dave Fleming Ken Griffey Jr. Edgar Martinez
1993	— Ken Griffey Jr.
1994	— Ken Griffey Jr.
1995	— Randy Johnson Edgar Martinez
1996	— Ken Griffey Jr. Alex Rodriguez
1997	— Ken Griffey Jr. Randy Johnson Edgar Martinez
1998	— Ken Griffey Jr. Alex Rodriguez
1999	— Ken Griffey Jr. Jamie Moyer
2000	— Alex Rodriguez
2001	— Bret Boone Edgar Martinez Ichiro Suzuki
2003	— Bret Boone

Manager of the Year:

2001	— Lou Piniella
------	----------------

AMERICAN LEAGUE AWARDS

Player of the Week:

Aug. 7, 1977	— Dan Meyer
April 16, 1978	— Bob Stinson
April 20, 1980	— Bruce Bochte
Aug. 16, 1981	— Tom Paciorek
Sept. 27, 1981	— Shane Rawley
April 25, 1982	— Todd Cruz
May 9, 1982	— Gaylord Perry
June 13, 1982	— Gene Nelson
Sept. 26, 1982	— Bruce Bochte (2)
July 1, 1984	— Mark Langston
April 15, 1985	— Phil Bradley
July 1, 1985	— Spike Owen
May 2, 1988	— Alvin Davis
Aug. 1, 1988	— Harold Reynolds
Sept. 12, 1988	— Mike Moore
Sept. 19, 1988	— Mark Langston (2)
April 24, 1989	— Ken Griffey Jr.
April 16, 1990	— Ken Griffey Jr. Brian Holman
May 28, 1990	— Randy Johnson
Sept. 3, 1990	— Ken Griffey Sr.
May 6, 1991	— Harold Reynolds
July 8, 1991	— Edgar Martinez
Aug. 12, 1991	— Ken Griffey Jr.
Aug. 17, 1992	— Edgar Martinez
April 25, 1993	— Chris Bosio
July 25, 1993	— Ken Griffey Jr.
May 30, 1994	— Randy Johnson
June 25, 1995	— Edgar Martinez
July 9, 1995	— Tino Martinez
July 30, 1995	— Mike Blowers
Sept. 17, 1995	— Jay Buhner
Sept. 24, 1995	— Randy Johnson
May 26, 1996	— Ken Griffey Jr.
June 16, 1996	— Edgar Martinez
Aug. 25, 1996	— Alex Rodriguez
Sept. 3, 1996	— Alex Rodriguez
April 8, 1997	— Ken Griffey Jr.
May 27, 1997	— Joey Cora
June 9, 1997	— Randy Johnson (3)
Sept. 5, 1997	— Ken Griffey Jr.
April 5, 1998	— David Segui
May 10, 1998	— Ken Griffey Jr.
June 28, 1998	— Alex Rodriguez
July 5, 1998	— Ken Griffey Jr. (9)
Sept. 5, 1999	— Edgar Martinez
April 17, 2000	— Alex Rodriguez (4)
May 22, 2000	— Edgar Martinez
April 30, 2001	— Kazuhiro Sasaki
August 20, 2001	— Mike Cameron
May 6, 2002	— Mike Cameron
Aug. 5, 2002	— Edgar Martinez (2)

Player of the Month:

June, 1979	— Dan Meyer
April, 1990	— Ken Griffey Jr.
July, 1992	— Edgar Martinez
August, 1992	— Edgar Martinez
June, 1995	— Edgar Martinez
August, 1996	— Alex Rodriguez
April, 1997	— Ken Griffey Jr. (2)
May, 2000	— Edgar Martinez
May, 2003	— Edgar Martinez (5)

Pitcher of the Month:

June, 1982	— Jim Beattie
Aug., 1987	— Mark Langston
Sept., 1988	— Mark Langston (2)
June, 1990	— Randy Johnson
July, 1991	— Bill Krueger
Sept., 1995	— Norm Charlton
June, 1997	— Randy Johnson (2)
Sept., 1997	— Jeff Fassero
June, 2003	— Freddy Garcia

Rookie of the Month:

April, 2001	— Ichiro Suzuki
May, 2001	— Ichiro Suzuki
Aug., 2001	— Ichiro Suzuki
Sept., 2001	— Ichiro Suzuki (4)
Aug., 2003	— Rafael Soriano (1)

THE NEGRO LEAGUE BASEBALL MUSEUM AWARDS

Andrew "Rube" Foster Award (Executive of the Year):

2001	— Pat Gillick
------	---------------

C.I. Taylor Legacy Award (Manager of the Year):

2001	— Lou Piniella
------	----------------

Buck Leonard Legacy Award (AL Batting Title):

2001	— Ichiro Suzuki
------	-----------------

James "Cool Papa" Bell Legacy Award (AL Stolen Base Title):

2001	— Ichiro Suzuki
------	-----------------

Larry Doby Legend Award (AL Rookie of the Year):

2001	— Ichiro Suzuki
------	-----------------

MLB AWARDS

Hutch Award:

2003	— Jamie Moyer
------	---------------

Roberto Clemente Award:

1991	— Harold Reynolds
2003	— Jamie Moyer

MARINERS RECORDS (1977-2003)

BATTING RECORDS

CLUB — SEASON

HIGHEST BATTING AVERAGE — .288 in 2001 (162 games)
LOWEST BATTING AVERAGE — .240 in 1983 (162 games)
MOST PLAYERS BATTING .300 OR OVER, 50 OR MORE GAMES — 4 in 1997, 2001
HIGHEST SLUGGING PCT. — .485 in 1997
LOWEST SLUGGING PCT. — .356 in 1980 (163 games)
MOST AT-BATS — 5,680 in 2001 (162 games)
FEWEST AT-BATS — 5,336 in 1983 (162 games)
MOST RUNS — 993 in 1996 (161 games)
MOST RUNS, AT HOME — 473 in 1996 (81 games)
MOST RUNS, ON ROAD — 520 in 1996 (80 games)
MOST RUNS, AGAINST ONE CLUB — 140 vs. Tex., 20 games, 2001 (70 at home, 70 at Tex.)
MOST RUNS, ONE MONTH — 191 in May 1999 (27 games)
FEWEST RUNS — 558 in 1983 (162 games)
MOST OPPONENTS RUNS — 905 in 1999 (162 games)
FEWEST OPPONENTS RUNS — 627 in 2001 (162 games)
MOST HITS — 1,637 in 2001 (162 games)
FEWEST HITS — 1,280 in 1983 (162 games)
MOST PLAYERS, 100 OR MORE HITS — 8 in 1997, 2001, 2002
FEWEST PLAYERS, 100 OR MORE HITS — 3 in 1980 (163 games)
MOST PLAYERS, 200 OR MORE HITS — 2 in 2001
MOST ONE-BASE HITS — 1,120 in 2001 (162 games)
FEWEST ONE-BASE HITS — 891 in 1983 (162 games)
MOST TWO-BASE HITS — 343 in 1996 (161 games)
FEWEST TWO-BASE HITS — 211 in 1980
MOST THREE-BASE HITS — 52 in 1979 (162 games)
FEWEST THREE-BASE HITS — 19 in 1996 (161 games)
MOST HOME RUNS — 264 in 1997 (162 games)
MOST HOME RUNS, AT HOME BY MARINERS — 131 in 1997 (81 games)
MOST HOME RUNS, AT HOME BY OPPONENTS — 116 in 1996 (81 games)
MOST HOME RUNS, AT KINGDOME — 237 in 1996 (81 games)
MOST HOME RUNS, AT SAFECO — 164 in 2000 (81 games)
MOST HOME RUNS, ON ROAD — 133 in 1997 (81 games)
MOST HOME RUNS, ONE MONTH — 58 in May, 1999 (27 games)
MOST CONSECUTIVE GAMES, ONE OR MORE HOME RUNS — 19, 9/7-9/27/99 (29 home runs)
MOST HOME RUNS, CONSECUTIVE GAMES IN WHICH HOME RUNS WERE HIT — 29, 9/7-9/27/99 (19 games)
MOST TIMES, TWO OR MORE HOME RUNS BY ONE PLAYER, GAME — 23 in 1996 (161 games)
MOST TIMES, THREE OR MORE HOME RUNS BY ONE PLAYER, GAME — 3 in 1996 (161 games)
MOST TIMES, FIVE OR MORE HOME RUNS, GAME — 5 in 1999 (162 games)
MOST HOME RUNS WITH BASES FILLED — 11 in 1996 (161 games), 2000 (162 games)
MOST HOME RUNS, PINCH-HITTERS — 5 in 1994, 1996
MOST PLAYERS, 10 OR MORE HOME RUNS — 9 in 1997 (162 games)
MOST PLAYERS, 20 OR MORE HOME RUNS — 6 in 1997 (162 games)
MOST PLAYERS, 30 OR MORE HOME RUNS — 3 in 1996 (161 games), 1997 (162 games)
MOST PLAYERS, 40 OR MORE HOME RUNS — 2 in 1996 (161 games), 1997 (162 games), 1998 (161 games), 1999 (162 games)
MOST HOME RUNS BY TWO PLAYERS — 98 in 1998 (Ken Griffey Jr. 56, Alex Rodriguez 42) (161 games)

MOST HOME RUNS BY THREE PLAYERS — 129 in 1996 (Ken Griffey Jr. 49, Jay Buhner 44, Alex Rodriguez 36) (161 games)
MOST HOME RUNS AGAINST ONE CLUB — 32, vs. Tex. in 2001
FEWEST HOME RUNS — 97 in 1978
MOST TOTAL BASES — 2,741 in 1996 (161 games)
FEWEST TOTAL BASES — 1,921 in 1978 (160 games)
MOST LONG HITS — 607 in 1996 (161 games); 343 doubles, 19 triples, 245 home runs
FEWEST LONG HITS — 350 in 1980 (163 games); 211 doubles, 35 triples, 104 home runs
MOST RUNS BATTED IN — 954 in 1996 (161 games)
FEWEST RUNS BATTED IN — 536 in 1983 (162 games)
MOST PLAYERS, 100 OR MORE RUNS BATTED IN — 4 in 1996 (161 games)
MOST BASES ON BALLS — 775 in 2000 (162 games)
MOST INTENTIONAL BASES ON BALLS — 73 in 1993 (162 games)
FEWEST BASES ON BALLS — 426 in 1977 (162 games)
FEWEST INTENTIONAL BASES ON BALLS — 19 in 1987 (162 games)
MOST STRIKEOUTS — 1,148 in 1986 (162 games)
FEWEST STRIKEOUTS — 702 in 1978 (160 games)
MOST SACRIFICE HITS — 106 in 1980 (163 games)
FEWEST SACRIFICE HITS — 28 in 1985 (162 games)
MOST SACRIFICE FLIES — 72 in 2002 (162 games)
FEWEST SACRIFICE FLIES — 29 in 1986 (162 games)
MOST HIT BY PITCH — 75 in 1996 (161 games)
FEWEST HIT BY PITCH — 19 in 1980 (163 games)
MOST GROUNDED INTO DOUBLE PLAY — 158 in 1979 (162 games)
FEWEST GROUNDED INTO DOUBLE PLAY — 100 in 1984 (162 games)
MOST STOLEN BASES — 174 in 1987, 2001 (162 games)
FEWEST STOLEN BASES — 81 in 1999 (162 games)
MOST RUNNERS LEFT ON BASE — 1,257 in 2001 (162 games)
FEWEST RUNNERS LEFT ON BASE — 1,034 in 1983 (162 games)

CLUB — GAME

MOST AT-BATS — 50, at Min. (6/11/96)
MOST RUNS — 22, vs. Det. (4/29/99)
MOST RUNS, OPPONENT — 20, at Det. (4/17/93)
MOST RUNS, SHUTOUT — 14, at Cal. (8/7/87); vs. Min. (5/15/00); at Bal. (9/16/00)
MOST RUNS, SHUTOUT, OPP — 15, at Min. (7/10/77)
MOST RUNS, INNING — 11, vs. Det. 5th inn. (4/29/99)
MOST RUNS, INNING, OPPONENT — 11, at Chi., 6th inn. (9/15/83); vs. Tor., 9th inn. (7/20/84)
MOST RUNS, BOTH CLUBS — 29, at Chi. (18), Sea. (11) (4/18/00)
MOST HITS — 24, at Min. (6/11/96)
MOST HITS, OPPONENT — 23, vs. N.Y. (8/25/84)
MOST HITS, INNING — 9, vs. N.Y. 2nd inn. (8/29/86); at Mil., 8th inn. (7/18/91); vs. Tex., 5th inn. (6/28/96)
MOST HITS, BOTH CLUBS — 42, Sea. (21) at Bal. (21) (5/17/96)
FEWEST HITS — 0, at Cal., Langston-Witt (4/11/90); at N.Y., Gooden (5/14/95)
MOST DOUBLES — 8, vs. Det. (7/20/88); vs. N.Y. (7/14/94); vs. K.C. (5/11/96 & 5/12/96); vs. Tex. (4/14/99)
MOST TRIPLES — 3, at Tor. (8/30/79); vs. Det. (5/13/86); vs. Chi. (6/13/86); at Bos. (5/13/87)

MARINERS RECORDS (continued)

MOST HOME RUNS — 7, vs. Oak. (4/11/85); at Mil. (7/31/96); at Ana. (7/5/99); at Chi. (5/2/02)
MOST HOME RUNS, OPPONENTS — 7, vs. Tor. (8/19/98)
MOST HOME RUNS, BOTH CLUBS — 10, Sea. (4) at Col. (6) (6/9/99)
MOST HOME RUNS, INNING — 4, vs. Oak., 3rd inn. (9/21/96); at Chi. 1st inn. (5/2/02)
MOST RUNS BATTED IN — 22, vs. Det. (4/29/99)
MOST TOTAL BASES — 43, at Ana. (9/30/00)
MOST STOLEN BASES — 5, at Cal. (4/24/78); vs. Chi. (9/21/82); at Bal. (5/9/83); vs. Cle. (5/24/83); vs. Bos. (7/12/84); vs. Min. (4/11/87); at K.C. (9/29/87); at Mil. (5/28/89); at Tex. (6/23/90); vs. N.Y. (5/29/95); at Det. (4/17/97); at Oak. (10/2/99); vs. Bos. (7/31/00); vs. Cle. (8/13/00); at NY (5/18/01); vs. Bal. (5/30/01); at Tex. (9/25/01); at Tex. (5/26/01); at Tor. (5/8/02)
MOST STOLEN BASES, OPPONENT — 8, at Oak. (7/29/89)
MOST BASES ON BALLS — 14, vs. Det. (6/15/91)
MOST STRIKEOUTS — 20, at Bos. (4/29/86)
MOST SACRIFICE HITS — 5, vs. Min. (8/1/78);
MOST SACRIFICE FLIES — 5, at Oak. (8/7/88)
MOST PINCH HIT HOME RUNS — 2, vs. N.Y. (4/27/79)
MOST PINCH HIT HOME RUNS, INNING — 2, vs. N.Y., 8th inn. (4/27/79)
MOST LEFT ON BASE — 16, vs. Bal. (8/15/90); vs. Tor. (7/29/00); vs. Min. (7/6/02)
FEWEST LEFT ON BASE — 0, at Bal. (5/3/82); at Chi. (10/3/85); vs. Chi. (9/13/87); vs. Tex. (9/26/87)

CLUB — EXTRA-INNING GAME

MOST AT-BATS — 80, at Bos. (9/3/81)
MOST RUNS — 14, at Cle., 11 inn. (8/5/01)
MOST RUNS, OPP. — 15, at Cle., 11 inn. (8/5/01)
MOST RUNS IN AN EXTRA INNING — 8, at KC, 11th inning (9/8/02)
MOST RUNS IN AN EXTRA INNING, OPP. — 8, vs. Tex., 11th inning (9/23/91)
MOST HITS — 24, at Bos., 20 inn. (9/3/81)
MOST HITS, OPPONENT — 23, at Bos. (9/3/81); at Cle. (8/5/01)
MOST HITS, BOTH CLUBS — 47, at Bos. (9/3/81)
MOST BASES ON BALLS — 16, vs. Tor., 11 inn. (5/9/02)
MOST STRIKEOUTS — 18, vs. Cal., 12 inn. (4/24/78)
MOST SACRIFICE HITS — 5, at Min. 13 inn. (7/13/80)
MOST LEFT ON BASE — 22, at Bos. (9/3/81)
MOST DOUBLE PLAYS — 5, at Bos. (9/3/81)
MOST INN., TWO CONSECUTIVE EX-INNING GAMES — 31, 11 inn. at Bal. (9/2/81); 20 inn. at Bos. (9/3/81)
MOST CONSECUTIVE EXTRA-INNING GAMES — 4, (9/16-19/02)

INDIVIDUAL — SEASON

HIGHEST AVERAGE — .358, Alex Rodriguez (1996)
MOST GAMES — 162, Ruppert Jones & Willie Horton (1979)
MOST AT-BATS — 692, Ichiro Suzuki (2001)
MOST PLATE APPEARANCES — 748, Alex Rodriguez (1998)
MOST RUNS — 141, Alex Rodriguez (1996)
MOST HITS — 242, Ichiro Suzuki (2001)
MOST MULTI-HIT GAMES — 75, Ichiro Suzuki (2001)
MOST TOTAL BASES — 393, Ken Griffey Jr. (1997 & 1998)
MOST DOUBLES — 54, Alex Rodriguez (1996)
MOST TRIPLES — 11, Harold Reynolds (1988)
MOST HOME RUNS — 56, Ken Griffey Jr. (1997 & 1998)
MOST RUNS BATTED IN — 147, Ken Griffey Jr. (1997 & 1998)

LONGEST HITTING STREAK — 24, Joey Cora (1997)
LONGEST HITTING STREAK, START OF SEASON — 16, Joey Cora (1998)
MOST SACRIFICE HITS — 15, Craig Reynolds (1978); Larry Milbourne (1980)
MOST SACRIFICE FLIES — 13, Bret Boone (2001); Mike Cameron (2001)
MOST BASES ON BALLS — 123, Edgar Martinez (1996)
MOST INTENTIONAL BASES ON BALLS — 27, Ichiro Suzuki (2002)
MOST STRIKEOUTS — 176, Mike Cameron, (2002)
FEWEST STRIKEOUTS (502 PLATE APPEARANCES) — 32, Joey Cora (1996)
MOST STOLEN BASES — 60, Harold Reynolds (1987)
HIGHEST STOLEN BASE PCT. (min. 20 SB) — 93.9% (31-for-33), Jack Perconte (1985)
MOST HIT BY PITCH — 17, Dave Valle (1993)
HIGHEST PINCH HIT AVERAGE (min. 15 AB) — .667 (10-for-15), Henry Cotto (1991)
MOST PINCH HITS — 12, Larry Milbourne (1979)
MOST GROUNDED INTO DOUBLE PLAYS — 29, Jim Presley (1985)
FEWEST GROUNDED INTO DOUBLE PLAYS (100 GAME MIN.) — 2, Dave Collins (1977); Mike Felder (1993); Joey Cora (1998)
MOST EXTRA-BASE HITS — 93, Ken Griffey Jr. (1997)
HIGHEST SLUGGING PERCENTAGE — .674, Ken Griffey Jr. (111 games in 1994); .646 Ken Griffey Jr. (157 games in 1997)
HIGHEST ON-BASE PERCENTAGE — .479, Edgar Martinez (1995)
MOST REACHED BASE ON CATCHER'S INTERFERENCE — 6, Bob Stinson (1978)
MOST HOME RUNS, KINGDOME — 30, Ken Griffey Jr. (1998)
MOST HOME RUNS, SAFECO — 19, Edgar Martinez (2000); Bret Boone (2001)
MOST HOME RUNS, ROAD — 29, Ken Griffey Jr. (1997)
MOST GRAND SLAMS — 4, Edgar Martinez (2000)
MOST CONSECUTIVE GAMES HITTING HOME RUN — 8, Ken Griffey Jr. (7/20-28/93)
MOST CONSECUTIVE HITS — 8, Harold Reynolds (6/3-5/88); Darnell Coles (9/16-19/88); Ken Griffey Jr. (4/23-26/89); Joey Cora (5/9-10/97)
MOST CONSECUTIVE TIMES REACHING BASE SAFELY — 11, Ken Griffey Jr. (4/23-27/89)
MOST CONSECUTIVE GAMES PLAYED — 293, Edgar Martinez (6/12/94-7/20/96)

INDIVIDUAL — GAME

MOST HITS — 5, 22 times; last done by Randy Winn at KC (5/27/03)
MOST HITS, EXTRA INNINGS — 5, Joe Simpson at Cle., (8/27/79); Dan Meyer at Det. (6/2/80); Jim Essian at Oak., (4/11/82, game 1); Tino Martinez vs. Oak. (6/29/92)
MOST AT-BATS — 7, Joey Cora at Min. (6/11/96)
MOST AT-BATS, EXTRA INNINGS — 10, Joe Simpson & Bruce Bochte, at Bos. (9/3/81)
MOST RUNS — 5, Ken Griffey Jr. vs. N.Y. (5/24/96); Edgar Martinez vs. Min. (5/17/99); Alex Rodriguez at Tor. (4/16/00)
MOST DOUBLES — 3, 18 times; last done by Ichiro Suzuki at Oak. (9/20/03)
MOST TRIPLES — 2, 11 times; last done by Carlos Guillen vs. Chi. (5/9/03)

MARINERS RECORDS (continued)

MOST HOME RUNS — 4, Mike Cameron at Chi. (5/2/02)
3, 10 times; last done by Alex Rodriguez at Tor. (4/16/00)

MOST CONSECUTIVE HOME RUNS — 4, Mike Cameron at Chi. (5/2/02)
3, Gorman Thomas vs. Oak. (4/11/85); Ken Griffey Jr. vs. N.Y. (5/24/96)

MOST HOME RUNS, OPP. — 3, Doug DeCinces at Sea. (9/8/82); Dan Ford at Sea. (7/20/83); Dave Kingman at Sea. (4/16/84); Jose Canseco at Tex. (6/13/94); John Valentin at Bos. (6/2/95); Cal Ripken vs. Bal. (5/28/96); Tino Martinez at Sea. (4/2/97); N. Garciaparra at Bos. (5/10/99); Chris Woodward at Tor. (8/7/02)

MOST RBIs — 8, Alvin Davis vs. Tor. (5/9/86); Mike Blowers vs. Bos. (5/24/95); Mike Cameron at NY (8/19/01)

MOST STOLEN BASES — 4, Julio Cruz vs. Cle. (5/24/83); Harold Reynolds vs. Min. (6/10/88); Henry Cotto at Tex. (6/23/90); Mark McLemore vs. Bal. (5/30/01)

MOST WALKS — 5, Tino Martinez at Tor. (4/14/93, 10 innings); Alex Rodriguez vs. KC (4/23/00); Rickey Henderson vs. Tor. (7/30/00)

MOST STRIKEOUTS — 4, many times; last done by John Olerud at Bal. (9/5/03)

PITCHING RECORDS

CLUB — SEASON

LOWEST EARNED RUN AVERAGE — 3.54 in 2001 (162 games)

HIGHEST EARNED RUN AVERAGE — 5.24 in 1999 (162 games)

MOST COMPLETE GAMES — 39 in 1987 (162 games)

FEWEST COMPLETE GAMES — 4 in 1996 (161 games), 2000 (162 games)

MOST SHUTOUTS — 14 in 2001 (162 games)

FEWEST SHUTOUTS — 1 in 1977 (162 games)

CONSECUTIVE SCORELESS INNINGS — 31.0, July 7-13, 1991

MOST SAVES — 56 in 2001 (162 games)

FEWEST SAVES — 20 in 1978 (160 games)

MOST HITS — 1613 in 1999 (162 games)

FEWEST HITS — 1293 in 2001 (162 games)

MOST RUNS — 905 in 1999 (162 games)

FEWEST RUNS — 627 in 2001 (162 games)

MOST EARNED RUNS — 834 in 1999 (162 games)

FEWEST EARNED RUNS — 576 in 2001 (162 games)

MOST HOME RUNS — 216 in 1996 (161 games)

FEWEST HOME RUNS — 114 in 1989 (162 games)

MOST HIT BATTERS — 71 in 1999 (162 games)

MOST BASES ON BALLS — 684 in 1999 (162 games)

FEWEST BASES ON BALLS — 441 in 2002 (162 games)

MOST STRIKEOUTS — 1,207 in 1997 (162 games)

FEWEST STRIKEOUTS — 630 in 1978 (160 games)

MOST WILD PITCHES — 82 in 1991 (162 games)

FEWEST WILD PITCHES — 31 in 1978 (160 games) and 1980 (163 games)

MOST BALKS — 55 in 1988 (161 games)

CLUB — GAME

MOST WALKS — 15, at Milw. (7/17/91)

MOST STRIKEOUTS — 21, vs. Cle. 12 inn. (9/28/86)

MOST WILD PITCHES — 4, vs. Bal. (4/9/93)

MOST BALKS — 4, vs. Det. (7/18/88)

INDIVIDUAL — SEASON

MOST WINS — 21, Jamie Moyer (2003)

MOST LOSSES — 19, Matt Young (1985); Mike Moore (1987)

HIGHEST WINNING PERCENTAGE — .900, Randy Johnson (1995)

MOST CONSECUTIVE WINS — 16, Randy Johnson (8/11/95-5/2/97)

MOST CONSECUTIVE WINS, ONE SEASON — 10, Paul

Abbott (5/28-8/6/01); Jamie Moyer (7/23-9/24/01)

MOST CONSECUTIVE WINS, START OF SEASON — 8, Aaron Sele (2001); Arthur Rhodes (2001)

MOST CONSECUTIVE WINS, START OF SEASON, STARTER — 8, Aaron Sele (2001)

MOST CONSECUTIVE WINS, START OF SEASON, RELIEVER — 8, Arthur Rhodes (2001)

MOST CONSECUTIVE WINS, RELIEVER — 10, Arthur Rhodes (10/1/00-4/9/02)

MOST CONSECUTIVE LOSSES — 16, Mike Parrott (1980)

MOST GAMES — 78, Ed Vande Berg (1982)

MOST GAMES STARTED — 37, Mike Moore (1986)

MOST RELIEF APPEARANCES — 78, Ed Vande Berg (1982)

MOST COMPLETE GAMES — 14, Mike Moore (1985); Mark Langston (1987)

MOST SHUTOUTS WON — 4, Dave Fleming (1992); Randy Johnson (1994)

MOST SHUTOUTS LOST — 5, Bob Stoddard (1983); Brian Holman (1990); Dave Fleming (1992); Chris Bosio (1993)

MOST 1-0 SHUTOUTS WON — 1, Floyd Bannister (1979); Rick Honeycutt (1978); Matt Young (1983); Mark Langston (1984); Mike Moore (1983, 1986 & 1988); Dave Fleming (1992); Randy Johnson (1992 & 1994);

MOST GAMES FINISHED — 64, Bill Caudill (1982)

MOST SAVES — 45, Kazuhiro Sasaki (2001)

MOST INNINGS — 272.0, Mark Langston (1987)

MOST BATTERS FACING PITCHER — 1,152, Mark Langston (1987)

MOST RUNS — 145, Mike Moore (1987)

MOST EARNED RUNS — 129, Mark Langston (1986)

MOST HITS — 279, Mike Moore (1986)

MOST CONSECUTIVE EXTRA INN. GAMES — 4, (9/16-19/02)

MOST BASES ON BALLS — 152, Randy Johnson (1991)

MOST INTENTIONAL BASES ON BALLS — 16, Mike Parrott (1979), Shane Rawley (1980)

MOST STRIKEOUTS — 308, Randy Johnson (1983)

MOST STRIKEOUTS, RELIEVER — 111, Bill Caudill (1982)

MOST HIT BATTERS — 18, Randy Johnson (1992)

MOST WILD PITCHES — 16, Matt Young (1990)

MOST BALKS — 11, Rod Scurry (1988)

MOST HOME RUNS ALLOWED — 35, Scott Bankhead (1987)

LOWEST ERA (STARTER) — 2.28, Randy Johnson (1997)

LOWEST ERA (RELIEVER) — 1.48, Shigetoshi Hasegawa (2003)

MARINERS RECORDS (continued)

MOST CONSECUTIVE HITLESS INNINGS — 13.1, John Montague (7/22-30/77)
MOST CONSECUTIVE BATTERS RETIRED — 33, John Montague (7/22-30/77)
MOST CONSECUTIVE SHUTOUT INNINGS (STARTER) — 34.1, Mark Langston (9/14-29/88)
MOST CONSECUTIVE SHUTOUT INNINGS (RELIEVER) — 28.2, Shigetoshi Hasegawa (6/1-8/22/03)
MOST CONSECUTIVE SHUTOUT INNINGS (START OF CAREER) — 13.0, Pat Rice (5/18-28/91)
MOST CONSECUTIVE SHUTOUT APPEARANCES (START OF CAREER) — 13, Tim Davis (4/4-5/9/94)
MOST CONSECUTIVE INNINGS, ALLOWING NO HOME RUNS — 86, Shane Rawley (1978-79)
MOST CONSECUTIVE GAME APPEARANCES — 7, Ed Vande Berg (4/5-4/13/84)

GENERAL RECORDS

CLUB — SEASON

MOST WINS, SEASON — 116, 2001
MOST WINS, HOME — 57, 2001
MOST WINS, ROAD — 59, 2001
MOST LOSSES, SEASON — 104, 1978; Home 55, 1978; Road 58, 1980
MOST CONSECUTIVE WINS — 15, (5/23-6/8/01)
MOST CONSECUTIVE LOSSES — 14, (9/2-18/92)
MOST CONSECUTIVE GAMES WON, HOME — 11, (5/20-6/8/01)
MOST CONSECUTIVE GAMES LOST, HOME — 11, (8/16-9/10/89)
MOST CONSECUTIVE GAMES WON, ROAD — 10, (4/8-17/02)
MOST CONSECUTIVE GAMES LOST, ROAD — 14, (5/21-6/21/88)
MOST CONSECUTIVE SERIES WON — 29, (8/00-9/23/01)
MOST SHUTOUTS WON — 14 in 2001
MOST 1-0 GAMES — Won 3 in 1979; Lost 4 in 1980, 1989 & 1990
MOST SERIES SWEPT — 16, 2001
BEST HOMESTANDS — 6-0 (4/9-14/85); 6-0 (4/15-21/91); 7-1 (9/18-27/95); 6-1 (9/16-22/96); 11-1 (5/29-6/10/01)
MOST WINS, HOMESTAND — 11, (5/29-6/10/01)
BEST TRIPS — 10-0 (4/8-17/02); 6-0 (9/15-20/00); 11-1 (5/27-6/8/03); 6-2 (6/4-13/82); 6-2 (5/5-13/87); 4-1 (6/29-7/4/82); 7-2 (4/6-4/15/01); 5-1 (4/24-4/29/01); 5-1 (5/8-5/13/01); 5-1 (5/22-5/28/01); 5-1 (7/18-7/23/01)
WORST TRIP — 0-10 (9/4-13/92)
LONGEST TRIP — 20 games (7/21-8/11/94)
MOST ONE-RUN GAMES — 56 in 1993 (29-27)
MOST ONE-RUN WINS — 31 in 1982
MOST ONE-RUN LOSSES — 31 in 1978
BEST RECORD IN ONE-RUN GAMES — 26-12 in 2001
MOST WINS VS. ONE CLUB — 15, vs. Ana. (2001); vs. Tex. (2001)
MOST CONSECUTIVE WINS VS. ONE CLUB — 10, vs. K.C. (6/14-9/24/85); vs. Bal. (6/22/00-5/31/01)
MOST LOSSES VS. ONE CLUB — 13, vs. Oak. (1978)
MOST PLAYERS USED, SEASON — 51 in 1999
FEWEST PLAYERS USED, SEASON — 33 in 2001
MOST PITCHERS USED, SEASON — 28 in 1999
MOST ROOKIES USED, SEASON — 18 in 1993

INDIVIDUAL — GAME

MOST INNINGS — 11, Mike Moore, vs. Cal. (8/14/85, game 1)
FEWEST HITS — 0, Randy Johnson vs. Det. (6/2/90); Chris Bosio vs. Bos. (4/22/93)
MOST HITS — 15, Greg Hibbard at Oak. (5/24/94)
MOST CONSECUTIVE PERFECT INNINGS, START OF GAME — 8.2, Brian Holman at Oak. (4/20/90)
MOST EARNED RUNS — 11, Jaime Moyer at Chi. (8/9/00)
MOST HOME RUNS — 5, Chi. vs. Mark Langston (4/19/88)
MOST WALKS — 11, Rick Jones at Tex. (6/18/77)
MOST STRIKEOUTS — 19, Randy Johnson vs. Oak. (6/24/97) & vs. Chi. (8/8/97)
MOST CONSECUTIVE STRIKEOUTS — 7, Mark Langston vs. Tex. (6/15/84)
MOST WILD PITCHES — 3, 8 times; last done by Jeff Fassero at Det. (5/30/97)
MOST BALKS — 4, Gene Walter vs. Det. (7/18/88)

CLUB — GAME

LARGEST WINNING MARGIN — 17, Sea. (19) vs. Tex. (2) (5/20/94)
LARGEST LOSING MARGIN — 17, Sea. (3) at Det. (20) (4/17/93)
LARGEST MARGIN OF COMEBACK — 8 runs, 4/15/97 vs. Ana. (9-1 deficit, won 11-10)
OLDEST MARINERS PLAYER — Gaylord Perry, 44 years, 9 months & 7 days on 6/22/83
YOUNGEST MARINERS PLAYER — Edwin Nunez, 18 years, 10 months & 11 days on 4/7/82
YOUNGEST MARINERS BATTERY — Pitcher Edwin Nunez (19 yrs.) & catcher Orlando Mercado (20 yrs.) on 9/19/82
NINE-INNING GAME
MOST POSITION PLAYERS USED — 19, vs. Chi. (9/18/80)
MOST PITCHERS USED — 8, vs. K.C. (9/20/88)
MOST TOTAL PLAYERS USED — 23, vs. Chi. (9/18/80)
EX-INNING GAME
MOST POSITION PLAYERS USED — 19, at Bos., 20 inn. (9/3/81)
MOST PITCHERS USED — 11, at Tex. (9/25/92)
MOST TOTAL PLAYERS USED — 29, at Tex. (9/25/92)
MOST PLAYERS USED, BOTH CLUBS — 54, Sea. (29) at Tex. (25) (9/25/92)

CLUB — LENGTH OF GAME

LONGEST GAME, INNINGS — Home, 19, vs. Bos. (8/1/00); Road, 20, at Bos. (8/3-4/81); at Cal. (4/13-14/82)
LONGEST GAME, TIME, 9-INNING — Home, 4:08 vs. NY (8/30/00)
Road, 4:20 at Bal. (5/17/96)
LONGEST GAME, TIME, X-INNING — Home, 5:34 vs. Bos., 19 inn. (8/1/00)
Road, 6:06 at Cal., 20 inn. (4/13-14/82)
SHORTEST GAME, TIME — Home, 1:40 vs. Tor. (7/16/80)
Road, 1:41 at Det. (5/27/77)

FIELDING RECORDS

CLUB — SEASON

HIGHEST FIELDING PERCENTAGE — .989 in 2003
 LOWEST FIELDING PERCENTAGE — .975 in 1986
 MOST CONSECUTIVE ERRORLESS GAMES — 11 (8/9-21/93); (8/10-8/21/01)
 MOST ERRORS — 156 in 1986
 FEWEST ERRORS — 65 in 2003
 MOST DOUBLE PLAYS — 191 in 1986
 FEWEST DOUBLE PLAYS — 134 in 2002
 MOST TRIPLE PLAYS — 2 in 1986 and 1991
 MOST PASSED BALLS — 24 in 1991
 FEWEST PASSED BALLS — 3 in 1997
 MOST PUTOUTS — 4,429 in 1982
 FEWEST PUTOUTS — 4,255 in 1983
 MOST ASSISTS — 1,929 in 1980
 FEWEST ASSISTS — 1,515 in 2002
 MOST CHANCES ACCEPTED — 6,456 in 1980
 FEWEST CHANCES ACCEPTED — 5,939 in 2002

CLUB — GAME

MOST DOUBLE PLAYS — 5, at Cal. (5/1/80); at Bos., ex-inn. (9/3/81)
 MOST DOUBLE PLAYS, OPP. — 5, at N.Y. (5/1/77); vs. Min. (4/13/79); at Min. (7/12/80)
 MOST TRIPLE PLAYS — 1, vs. K.C. (4/22/77); at Cle. (5/31/80); vs. Tex. (5/22/81); vs. Mil. (5/13/86); at Oak. (8/12/86); at Tex. (6/1/91); at Tor. (9/10/91); vs. Bal. (8/30/92); vs. Tor. (7/13/95)
 MOST TRIPLE PLAYS, OPP. — 1, at Cal. (7/14/77); vs. Chi. (6/15/86); at Det. (7/3/92, game 2); at Bos. (7/8/94, unassisted); at Det. (8/1/01); at Tex. (4/14/02)
 MOST ERRORS — 7, at Mil. (6/25/78)
 MOST ERRORS, OPP. — 6, vs. Min. (9/29/89)
 MOST PASSED BALLS — 3, at Tex. (10/4/80, J. Narron)

INDIVIDUAL — SEASON

First baseman	.999	David Segui (1998)
Second baseman	.990	Bret Boone (2003)
Third baseman	.977	Jeff Cirillo (2003)
Shortstop	.989	Omar Vizquel (1992)
Outfielder	.997	Ken Griffey Jr. (1992); Jay Buhner (1997); Ichiro Suzuki (2001)
Catcher	.999	Dan Wilson (2001)
Pitcher	1.000	Mike Parrott, 66 TC (1979); Jamie Moyer 48 TC (1997)

MOST OUTFIELD ASSISTS — 17, Dave Henderson (1983)

INDIVIDUAL — GAME

PITCHERS

Putouts — 4, six times, last by Freddy Garcia (9/23/01)
 Assists — 7, Mike Parrott (4/9/80)
 Errors — 2, ten times, last by Jeff Fassero (6/17/98)
 Dbl. Plays — 2, five times, last by Bob Wolcott (5/31/97)

CATCHERS

Putouts — 20, Dan Wilson (8/8/97); X-inn — 21, Bob Kearney (9/28/86); Dan Wilson (3/31/96)
 Assists — 4, five times, last by Dan Wilson (5/30/97); X-inn — 4, Dave Valle (5/8/87)
 Errors — 2, eight times, last by Joe Oliver (8/25/98)
 Dbl. Plays — 2, eight times, last by Ben Davis (6/6/03); X-inn — 2, twice, last by Lance Parrish (7/6/92)

FIRST BASE

Putouts — 22, Alvin Davis (5/28/88); X-inn — 23, Alvin Davis (9/9/85)
 Assists — 5, Bruce Bochte (9/4/79); Pete O'Brien (7/15/91); X-inn — 6, David Segui (7/30/98)
 Errors — 2, six times, last by Steve Balboni (6/25/88)
 Dbl. Plays — 4, many times, last by John Olerud (5/1/03); X-inn — 5, Bruce Bochte (8/3/81)

SECOND BASE

Putouts — 9, Julio Cruz (6/7/81); Harold Reynolds (4/28/87); X-inn — 11, Julio Cruz (9/3/81)
 Assists — 12, Harold Reynolds (8/27/86)
 Errors — 3, Joey Cora (6/6/98)
 Dbl. Plays — 4, 12 times, last by Bret Boone (5/2/03); X-inn — 5, Julio Cruz (9/3/81)

THIRD BASE

Putouts — 6, Domingo Ramos (5/23/84)
 Assists — 9, Jim Presley (6/15/85)
 Errors — 4, Edgar Martinez (5/6/90)
 Dbl. Plays — 3, three times, last by Edgar Martinez (7/16/92)

SHORTSTOP

Putouts — 8, Carlos Guillen (4/18/03)
 Assists — 10, two times, last by Carlos Guillen (7/18/01); X-inn — 11, Spike Owen (5/11/84)
 Errors — 3, Craig Reynolds (6/10 & 6/25/78)
 Dbl. Plays — 4, five times, last by Omar Vizquel (6/25/93)

LEFT FIELD

Putouts — 8, Randy Winn (4/17/03)
 Assists — 3, Ron Roenicke (8/13/83)
 Errors — 2, Mackey Sasser (6/13/93)
 Dbl. Plays — 1, many times, last by Al Martin (7/16/01)

CENTER FIELD

Putouts — 11, Ken Griffey Jr. (6/12/96); X-inn — 12, Ruppert Jones (5/16/78)
 Assists — 2, 12 times, last by Mike Cameron (7/17/01); X-inn — 2, Ken Griffey Jr. (8/7/92)
 Errors — 2, seven times, last by Ken Griffey Jr. (7/17/89)
 Dbl. Plays — 2, Mike Cameron (5/23/03)

RIGHT FIELD

Putouts — 8, four times, last by Ichiro Suzuki (7/23/03); X-inn — 9, Al Cowens (4/13/82)
 Assists — 2, 12 times, last by Ichiro Suzuki (5/25/03); X-inn — 2, twice, last by Jay Buhner (7/6/92)
 Errors — 3, Dave Cochrane (6/22/92)
 Dbl. Plays — 1, many times, last by Ichiro Suzuki (6/13/03); X-inn — 2, Jay Buhner (7/6/92)

ROOKIE RECORDS

INDIVIDUAL — SEASON

BATTING

(Min. of 100 games)

- HIGHEST AVERAGE — .350, Ichiro Suzuki (2001)
 MOST GAMES — 160, Ruppert Jones (1977)
 MOST AT-BATS — 692, Ichiro Suzuki (2001)
 MOST RUNS — 127, Ichiro Suzuki (2001)
 MOST HITS — 242, Ichiro Suzuki (2001)
 MOST TOTAL BASES — 316, Ichiro Suzuki (2001)
 MOST DOUBLES — 34, Alvin Davis (1984); Ichiro Suzuki (2001)
 MOST TRIPLES — 8, Ruppert Jones (1977); Ichiro Suzuki (2001)
 MOST HOME RUNS — 27, Alvin Davis (1984)
 MOST RUNS BATTED IN — 116, Alvin Davis (1984)
 MOST STOLEN BASES — 56, Ichiro Suzuki (2001)
 MOST BASES ON BALLS — 97, Alvin Davis (1984)
 MOST STRIKEOUTS — 157, Danny Tartabull (1986)
 HIGHEST SLUGGING PCT. — .497, Alvin Davis (1984)
 HIGHEST ON-BASE PCT. — .391, Alvin Davis (1984)
 LONGEST HITTING STREAK — 23, Ichiro Suzuki (2001)

PITCHING — STARTERS

(Min. of 200 IP)

- LOWEST ERA — 3.27, Matt Young (1983)
 MOST GAMES WON — 17, Mark Langston (1984); Dave Fleming (1992); Freddy Garcia (1999)
 MOST GAMES LOST — 15, Matt Young (1983)

- MOST GAMES STARTED — 33, Mark Langston (1984); Dave Fleming (1992); Freddy Garcia (1999)
 MOST COMPLETE GAMES — 7, Dave Fleming (1992)
 MOST SHUTOUTS — 4, Dave Fleming (1992)
 MOST INNINGS PITCHED — 228.1, Dave Fleming (1992)
 MOST HITS ALLOWED — 225, Dave Fleming (1992)
 FEWEST HITS ALLOWED — 178, Matt Young (1983)
 MOST EARNED RUNS — 91, Freddy Garcia (1999)
 FEWEST EARNED RUNS — 74, Matt Young (1983)
 MOST BASES ON BALLS — 118, Mark Langston (1984)
 FEWEST BASES ON BALLS — 60, Dave Fleming (1992)
 MOST STRIKEOUTS — 204, Mark Langston (1984)

PITCHING — RELIEVERS

(Min. of 40 Apps.)

- LOWEST ERA — 2.37, Ed Vande Berg (1982)
 MOST GAMES WON — 9, Ed Vande Berg (1982); Bill Risley (1994 in 37 apps.)
 MOST GAMES — 78, Ed Vande Berg (1982)
 MOST SAVES — 37, Kazuhiro Sasaki (2000)
 MOST INNINGS PITCHED — 98.1 (114.1 overall), Enrique Romo (1977)
 MOST HITS ALLOWED — 114, Shane Rawley (1978)
 FEWEST HITS ALLOWED — 45, Mike Schooler (1988)
 MOST EARNED RUNS — 51, Shane Rawley (1978)
 FEWEST EARNED RUNS — 19, Mike Schooler (1988)
 MOST BASES ON BALLS — 66, Shane Rawley (1978)
 FEWEST BASES ON BALLS — 21, Bill Wilkinson (1987)
 MOST STRIKEOUTS — 92 (105 overall), Enrique Romo (1977)

BASEBALL RECORDS HELD OR TIED BY MARINERS

MAJOR LEAGUE

BATTING

- MOST GRAND SLAMS, SEASON — 11 (1996 and 2000) TIED
 MOST TIMES HITTING TWO OR MORE CONSECUTIVE HOME RUNS, SEASON — 19 (1996)
 MOST HOME RUNS WITH NONE ON BASE, INNING — 4, Sea. vs. Oak. (9/21/96); Sea at CWS (5/2/02) TIED
 MOST HOME RUNS, Player, Game — 4, Mike Cameron at CWS (5/2/02) TIED
 MOST PLAYERS WITH TWO OR MORE HOME RUNS, GAME — 3, Sea. at Mil. (7/31/96) TIED
 MOST PLAYERS WITH 10 OR MORE HOME RUNS, SEASON — 9 (1997) TIED
 MOST LONG HITS, SEASON — 607 (1996)
 MOST TOTAL BASES, SEASON — 2,741 (1996)
 MOST TIMES AWARDED FIRST BASE ON CATCHER'S INTERFERENCE, GAME — 2, Dan Meyer at Bos. (5/3/77) & Bob Stinson at Balt. (7/24/79 #1) TIED
 MOST CONSECUTIVE GAMES HITTING ONE OR MORE HOME RUNS — 8, Ken Griffey Jr. (7/20-28/93) TIED
 MOST CONSECUTIVE GAMES HITTING ONE OR MORE GRAND SLAMS — 2, Mike Blowers (5/16-17/93) TIED
 MOST HOME RUNS BY PINCH HITTERS, GAME — 2, Sea. vs. N.Y. (4/27/79) TIED

- MOST HOME RUNS BY PINCH HITTERS, INNING — 2, Sea. vs. N.Y., 8th (4/27/79) TIED
 MOST PLAYERS WITH TWO OR MORE HOME RUNS, GAME — 3, Sea. vs. Mil., (7/31/96) TIED
 MOST HOME RUNS IN APRIL — 13, Ken Griffey Jr. (1997)
 MOST HOME RUNS, TEAM, SEASON — 264 (1997)
 HITTING HOME RUNS FROM BOTH SIDES OF PLATE, GAME — Larry Milbourne (7/15/78), Donnie Scott (4/29/85) & David Segui (4/1/98) TIED
 MOST SEASONS BETWEEN 100-RBI SEASONS, CAREER — 12, Willie Horton, 104 in 1966 (Det.) to 106 in 1979 (Sea.)
 MOST SACRIFICE FLIES, GAME — 5, Sea. at Oak. (8/7/88) TIED
 MOST SAC. FLIES, PLAYER, GAME — 3, Edgar Martinez vs. Cle. (8/3/02) TIED
 MOST HITS, ROOKIE — 242, Ichiro Suzuki (2001)
 MOST GAMES HIT SAFELY — 135, Ichiro Suzuki (2001) TIED
 MOST INTENTIONAL BASES ON BALLS, ROOKIE SEASON — 16, Alvin Davis (1984)
 MOST STRIKEOUTS (BY BATTERS), INNING — 4, Sea. vs. Clev. (Mike Paxton) (7/21/78) TIED
 MOST STRIKEOUTS, CLUB, 9-INNING GAME — 20, at Bos. (4/29/86) TIED
 MOST STRIKEOUTS, BOTH CLUBS, 9-INNING GAME — 30, Sea. 18 & Oak. 12 (4/19/86)
 MOST STRIKEOUTS, CLUB, TWO CONSECUTIVE GAMES —

MARINERS RECORDS (continued)

- 36, at Bos. (4/29-30/86)
MOST STRIKEOUTS, PLAYER, TWO CONSECUTIVE GAMES — 8, Jay Buhner (8/23-8/24/90) TIED
MOST STRIKEOUTS, PLAYER, THREE CONSECUTIVE GAMES — 10, Jay Buhner (8/23-8/25/90) TIED
FEWEST 1-0 GAMES WON, CLUB, SEASON — 0, 1980, 1989, 1990, 1993, 1995, 1996, 1998, 1999 TIED
FEWEST 1-0 GAMES LOST, CLUB, SEASON — 0, 1991, 1995, 1996, 1997, 1998, & 2001 TIED
FEWEST GAMES WON BY ONE RUN, 162-GAME SEASON — 10 (20 lost), 1998
MOST PLAYERS, BOTH CLUBS, EXTRA-INNING GAME — 54, Sea. (29) at Tex. (25), 16 innings (9/25/92)
MOST RUNNERS LEFT ON BASE IN A NINE-INNING SHUTOUT DEFEAT — 16, vs. Tor. (5/7/98)

PITCHING

- MOST STRIKEOUTS IN ONE INNING — 4, Malt Young at Bos. (9/9/90), 4, Kazuhiro Sasaki at Tex. (4/4/03) TIED
FEWEST GRAND SLAMS ALLOWED, CLUB, SEASON — 0, 1987 TIED
MOST PITCHERS, CLUB, EXTRA-INNING GAME — 11, Sea. at Tex., 16 innings (9/25/92)
MOST GRAND SLAMS ALLOWED, SEASON — 4, Mike Schooler (1992) TIED

FIELDING

- HIGHEST FIELDING PERCENTAGE, SEASON — .989, 2003 (5838 TC, 65E)
FEWEST ERRORS, SEASON — 65, 2003
MOST PUTOUTS BY FIRST BASEMAN, 9-INNING GAME — 22, Alvin Davis vs. N.Y. (5/28/88) TIED
MOST ASSISTS BY FIRST BASEMAN, INNING — 3, Jim Maler at Cle. (4/29/82) TIED
MOST ASSISTS BY SECOND BASEMAN, 9-INNING GAME — 12, Harold Reynolds vs. Bal. (8/27/86) TIED
FEWEST PUTOUTS, THIRD BASEMAN, SEASON (MIN. 150 GAMES) — 82, Jim Presley (1985)
MOST PUTOUTS BY OUTFIELDER, EXTRA-INNING GAME — 12, Ruppert Jones at Det., 16 innings (5/16/78) TIED
MOST CHANCES ACCEPTED BY OUTFIELDER, EXTRA-INNING GAME — 12, Ruppert Jones at Detroit (5/16/78) TIED
MOST PUTOUTS BY INFIELD, CLUB, 9-INNING GAME — 26, Sea. vs. N.Y. (5/28/88)
MOST ASSISTS BY INFIELD, CLUB, 9-INNING GAME — 22, Sea. vs. N.Y. (5/28/88)
MOST CHANCES ACCEPTED BY INFIELD, CLUB, 9-INNING GAME — 48, Sea. vs. N.Y. (5/28/88)
MOST CAREER ERRORLESS GAMES BY THIRD BASEMAN — 99, Jeff Cirillo, TIED
MOST LEFTFIELDERS USED, 9-INNING GAME — 5, Sea. vs. Oak. (9/11/92)

MISCELLANEOUS

- MOST CLUB GAMES WON, SEASON — 116, 2001 TIED
MOST CLUB GAMES WON, APRIL — 20, 2001

AMERICAN LEAGUE

- MOST CLUB WINS, SEASON — 116, 2001
MOST CLUB WINS, ROAD — 59, 2001
MOST AT-BATS, ROOKIE — 692, Ichiro Suzuki (2001)
MOST SINGLES — 192, Ichiro Suzuki (2001)
MOST HOME RUNS, FIRST TWO MAJOR LEAGUE GAMES — 2, Alvin Davis (4/1-13/84) TIED
MOST CONSECUTIVE GAMES WITH ONE OR MORE HR, START OF SEASON — 8 (3/31-4/8/98) TIED
MOST HOME RUNS THROUGH MAY 31 — 24, Ken Griffey Jr. (1997)
MOST HOME RUNS THROUGH JUNE 30 — 32, Ken Griffey Jr. (1994)
MOST M.L. BALLPARKS, ONE OR MORE HOME RUNS, SEASON — 16, Ken Griffey Jr. (1998)
MOST PLAYERS WITH 40 OR MORE HOME RUNS, SEASON — 2, 1996 (Ken Griffey Jr. 46, Jay Buhner 44), 1997 (Ken Griffey Jr. 56, Jay Buhner 40), 1998 (Ken Griffey Jr. 56, Alex Rodriguez 42) & 1999 (Ken Griffey Jr. 48, Alex Rodriguez 42) TIED
MOST PLAYERS WITH 30 OR MORE HOME RUNS, SEASON — 3, 1996 (Ken Griffey Jr. 46, Jay Buhner 44, Alex Rodriguez 36) & 1997 (Ken Griffey Jr. 56, Jay Buhner 40, Paul Sorrento 31) TIED
MOST PLAYERS WITH TWO OR MORE HOMERS BY BOTH CLUBS, NINE-INNING GAME — 3, Sea. (2) vs. Oak. (1) (8/2/83); Sea. (3) at Mil. (7/31/96) TIED
MOST PLAYERS WITH THREE OR MORE HOME RUNS IN A GAME, SEASON — 3 (Dan Wilson, Ken Griffey Jr., Edgar Martinez), 1998
MOST CONSECUTIVE BATTERS RETIRED, SEASON — 33, John Montague (7/22-30/77 #1) TIED
MOST CONSECUTIVE CHANCES ACCEPTED WITHOUT AN ERROR, OUTFIELDER, CAREER — 573, Ken Griffey Jr. (4/16/92-8/8/93, 236 games)
MOST ERRORS, Third Baseman, Game — 4, Edgar Martinez (5/6/90) TIED
MOST RUNS, BOTH CLUBS, NINTH INNING — 15, Tor. (11) at Sea. (4), 7/20/84
MOST STRIKEOUTS, TEAM, of OPPOSING HITTERS — 1207 (1997)
MOST STRIKEOUTS BY A LEFT-HANDED PITCHER, 9-INNING GAME — 19, Randy Johnson vs. Oak. (6/24/97) & vs. Chi. (8/8/97)
MOST BALKS BY ONE PITCHER, 9-INNING GAME — 4, Gene Walter vs. Det. (7/18/88) TIED
MOST CONSECUTIVE STRIKEOUTS, CLUB, GAME — 8, at Bos. (4/29/86 - 3 in 4th & 5th, 2 in 6th)
FEWEST SHUTOUT GAMES WON OR TIED, SEASON — 1, Sea. (1977) TIED
MOST INTENTIONAL BASE ON BALLS, SEASON — 94, Sea. (1980)
MOST YEARS LEADING LEAGUE IN ERRORS, SECOND BASEMAN — 4, Harold Reynolds (1987-1990) TIED
FEWEST PASSED BALLS ALLOWED, SEASON — 3 (1997) TIED

MARINERS BATTING ALL-TIME TOP TEN (1977-2003)

GAMES

E. MARTINEZ	1,914
Griffey Jr.	1,535
Buhner	1,440
A. Davis	1,166
Reynolds	1,155
WILSON	1,137
Valle	846
Presley	799
A. Rodriguez	790
J. Cruz	742

HITS

E. MARTINEZ	2,119
Griffey Jr.	1,742
Buhner	1,255
A. Davis	1,163
Reynolds	1,063
WILSON	986
A. Rodriguez	966
Presley	736
Bochte	697
ICHIRO	662

HOME RUNS

Griffey Jr.	398
Buhner	307
E. MARTINEZ	297
Rodriguez	189
A. Davis	160
Presley	115
BOONE	112
Phelps	105
T. Martinez	88
Cameron	87

EXTRA-BASE HITS

E. MARTINEZ	803
Griffey Jr.	748
Buhner	557
A. Rodriguez	396
A. Davis	382
Presley	275
WILSON	293
Reynolds	265
BOONE	247
Cameron	226

BATTING AVERAGE

(min. 300 games)	
ICHIRO328
E. MARTINEZ315
A. Rodriguez308
P. Bradley301
Griffey Jr.299
Paciorek296
Cora293
Bochte290
BOONE289
OLERUD289

AT-BATS

E. MARTINEZ	6,727
Griffey Jr.	5,832
Buhner	4,922
A. Davis	4,136
Reynolds	4,090
WILSON	3,739
A. Rodriguez	3,126
Presley	2,946
J. Cruz	2,667
Valle	2,502

DOUBLES

E. MARTINEZ	491
Griffey Jr.	320
Buhner	231
A. Davis	212
Reynolds	200
WILSON	194
A. Rodriguez	194
OLERUD	151
Presley	147
Bochte	134

RBI

E. MARTINEZ	1,198
Griffey Jr.	1,152
Buhner	951
A. Davis	667
A. Rodriguez	595
WILSON	473
BOONE	418
Presley	418
OLERUD	383
Cameron	344

WALKS

E. MARTINEZ	1,225
Buhner	788
Griffey Jr.	747
A. Davis	672
Reynolds	391
OLERUD	294
J. Cruz	330
Phelps	317
Bochte	313
A. Rodriguez	310

SLUGGING PCT.

(min. 300 games)	
Griffey Jr.569
A. Rodriguez561
E. MARTINEZ525
Phelps521
BOONE504
Buhner497
T. Martinez466
Zisk463
Paciorek460
L. Roberts458

RUNS

E. MARTINEZ	1,174
Griffey Jr.	1,063
Buhner	790
A. Rodriguez	627
A. Davis	563
Reynolds	543
WILSON	408
J. Cruz	402
BOONE	363
Cora	354
Cameron	353

TRIPLES

Reynolds	48
Griffey Jr.	30
P. Bradley	26
ICHIRO	24
Cameron	24
Owen	23
Rup. Jones	20
Meyer	19
Buhner	19
Cora	18

TOTAL BASES

E. MARTINEZ	3,531
Griffey Jr.	3,316
Buhner	2,445
A. Davis	1,875
A. Rodriguez	1,753
Reynolds	1,410
WILSON	1,407
Presley	1,254
BOONE	1,135
Bochte	1,031

STRIKEOUTS

Buhner	1,375
E. MARTINEZ	1,095
Griffey Jr.	984
Presley	713
WILSON	672
A. Rodriguez	616
Cameron	601
A. Davis	549
P. Bradley	448
D. Henderson	439

STOLEN BASES

J. Cruz	290
Reynolds	228
Griffey Jr.	167
A. Rodriguez	133
ICHIRO	121
P. Bradley	107
Cameron	106
Cotto	102
Amaral	97
McLemore	92

MARINERS PITCHING ALL-TIME TOP TEN (1977-2003)

WINS

Johnson	130
MOYER	119
Langston	74
GARCIA	72
Moore	66
Hanson	56
Young	45
G. Abbott	44
Beattie	43
Halama & Swift	41

GAMES

Nelson	383
Jackson	335
Ayala	292
Swift	282
Rhodes	276
Johnson	274
Vande Berg	272
Charlton	249
Schooler	243
MOYER	233

SHUTOUTS

Johnson	19
Langston	9
Moore	9
Bannister	7
Beattie	6
Fleming	5
Bn. Holman	5
Young	5
MOYER	5
GARCIA	4

WALKS

Johnson	884
Langston	575
Moore	535
Beattie	369
MOYER	365
Young	365
GARCIA	357
Swift	304
Hanson	285
Bannister	250

LOSSES

Moore	96
Johnson	74
Beattie	72
Langston	67
Young	66
G. Abbott	62
MOYER	55
Hanson	54
Bannister	50
Swift	49

STARTS

Johnson	266
MOYER	233
Moore	217
Langston	173
GARCIA	154
Beattie	147
Abbott	146
Hanson	143
Young	127
Bannister	117

SAVES

SASAKI	129
Schooler	98
Charlton	67
Ayala	56
Caudill	52
Rawley	36
Nunez	35
Jackson	34
Mesa	34
Romo	26

STRIKEOUTS

Johnson	2,162
Langston	1,078
Moore	937
MOYER	930
Hanson	740
GARCIA	737
Young	597
Bannister	564
Beattie	563
Passero	466

ERA (300 IP)

Nelson	3.20
Jackson	3.38
Johnson	3.42
Reed	3.49
B. Clark	3.66
Hanson	3.69
MOYER	3.73
Bn. Holman	3.73
Bannister	3.75
Vande Berg	3.75

COMPLETE GAMES

Moore	56
Johnson	51
Langston	41
Beattie	30
G. Abbott	28
Bannister	24
Hanson	21
Honeycutt	21
Young	19
Morgan	17

INNINGS

Johnson	1,838.1
MOYER	1,531.0
Moore	1,457.0
Langston	1,197.2
GARCIA	989.1
Hanson	967.1
Beattie	944.2
G. Abbott	904.0
Swift	903.2
Young	864.2

Winning pct.

(min. 50 decisions)	
MOYER	.684 (119-55)
Abbot	.679 (36-17)
PINEIRO	.649 (37-20)
Johnson	.637 (130-74)
GARCIA	.626 (72-43)
Halama	.569 (41-31)
Fleming	.551 (38-31)
Langston	.525 (74-67)
Bankhead	.516 (33-31)
Ayala	.509 (27-26)
Hanson	.509 (56-54)

MARINER ROOKIES WITH 10 WINS IN A SEASON

Player	Year	Record
Mark Langston	1984	17-10
Dave Fleming	1992	17-10
Freddy Garcia	1999	17-8
Rich DeLucia	1991	12-13
Matt Young	1983	11-15
John Halama	1999	11-10

ALL-TIME ROSTER

Includes all players who have played in at least one game for the Mariners during the seasons listed . . . a total of 489 through the 2003 season.

- A** ABBOTT, Glenn, rhp (1977-81, 83)
 ABBOTT, Paul, rhp (1998-02)
 ACKER, Jim, rhp (1992)
 AGOSTO, Juan, lhp (1992)
 ALLARD, Brian, rhp (1981)
 * ALLEN, Jamie, inf (1983)
 ALLEN, Kim, of (1980-81)
 ALLEN, Rod, of (1983)
 AMARAL, Rich, inf (1991-98)
 ANDERSEN, Larry, rhp (1981-82)
 ANDERSON, Jim, inf (1980-81)
 ANDERSON, Rick, rhp (1980)
 ANTHONY, Eric, of (1994)
 AUERBACH, Rick, inf (1981)
 AYALA, Bobby, rhp (1994-1998)
 AYRAULT, Bob, rhp (1993)
- B** BACKMAN, Wally, inf (1993)
 BAEZ, Jose, inf (1977-78)
 BALBONI, Steve, inf (1988)
 BALDWIN, James, rhp (2002)
 BANKHEAD, Scott, rhp (1987-91)
 BANNISTER, Floyd, lhp (1979-82)
 BAROJAS, Salome, rhp (1984-85)
 BARTON, Shawn, lhp (1992)
 BEAMON, Charlie, inf (1978-79)
 BEARD, Dave, rhp (1984)
 BEATTIE, Jim, rhp (1980-86)
 BELCHER, Tim, rhp (1995)
 BELL, David, inf (1998-2001)
 BENES, Andy, rhp (1995)
 BENIQUEZ, Juan, of (1980)
 BENITEZ, Armando, rhp (2003)
 BERNAZAR, Tony, inf (1983)
 BERNHARDT, Juan, inf (1977-79)
 * BEST, Karl, rhp (1983-86)
 BLACK, Bud, lhp (1981)
 * BLOOMQUIST, Willie, inf (2002-)
 BLOWERS, Mike, inf (1992-95, 97, 99)
 BOCHTE, Bruce, inf (1978-82)
 BONNELL, Barry, of (1984-86)
 * BOONE, Bret, inf (1992-93, 2001-)
 BORDI, Rich, rhp (1982)
 BORDERS, Pat, c (2001-)
 BOSIO, Chris, rhp (1993-96)
 BOSKIE, Shawn, rhp (1994)
 BOSLEY, Thad, of (1982)
 BOURNIGAL, Rafael, inf (1999)
 * BRADLEY, Phil, of (1983-87)
 BRADLEY, Scott, c (1986-1992)
 BRAGG, Darren, of (1994-96)
 BRANCH, Roy, rhp (1979)
 * BRANTLEY, Mickey, of (1986-89)
 BRAUN, Steve, of (1977-78)
 * BRILEY, Greg, of (1988-92)
 BRUMLEY, Mike, inf (1990)
 BROWN, Bobby, of (1982)
 BROWN, Kevin, lhp (1992)
 BROWN, Mike, rhp (1986-87)
 BROWN, Tom, rhp (1978)
 BUHNER, Jay, of (1988-2001)
 BULLING, Terry, c (1981-83)
 BULLINGER, Jim, rhp (1998)
 BUNCH, Mel, rhp (1999)
 * BURBA, Dave, rhp (1990-91)
 BURKE, Steve, rhp (1977-78)
 BURROUGHS, Jeff, of (1981)
- * CARMONA, Rafael, rhp (1995-99)
 CARRARA, Giovanni, rhp (2003)
 CASTILLO, Manny, inf (1982-83)
 CAUDILL, Bill, rhp (1982-83)
 CEDENO, Domingo, inf (1999)
 * CHAMBERS, Al, of (1983-85)
 CHARLTON, Norm, lhp (93,95-97,2001)
 CHAVEZ, Raul, c (1998)
 CHRISTENSEN, John, of (1987)
 CIRILLO, Jeff, inf (2002-03)
 CLARK, Bryan, lhp (1981-83, 1990)
 CLARKE, Stan, lhp (1987)
 CLAY, Ken, rhp (1981)
 * CLOUDE, Ken, rhp (1997-99)
 COCHRANE, Dave, inf/c (1989-92)
 COLBORN, Jim, rhp (1976)
 COLBRUNN, Greg, inf (2003)
 COLEMAN, Vince, of (1995)
 * COLES, Darnell, inf (1983-85, 1988-90)
 COLLINS, Dave, of (1977)
 COMSTOCK, Keith, lhp (1989-91)
 * CONVERSE, Jim, rhp (1993-94)
 CORA, Joey, inf (1995-1998)
 COTTO, Henry, of (1988-93)
 COWENS, Al, of (1982-86)
 COX, Larry, c (1977, 1979-80)
 COX, Ted, inf (1980)
 CRADLE, Rickey, of (1996)
 * CRAIG, Rodney, inf (1979-80)
 CREEK, Doug, lhp (2002)
 * CRUZ Jr., Jose, of (1997)
 CRUZ, Julio, inf (1977-83)
 CRUZ, Todd, inf (1982-83)
 * CUMMINGS, John, lhp (1993-95)
- D** DARWIN, Jeff, rhp (1994)
 DAVEY, Tom, rhp (1989)
 * DAVIS, Alvin, inf (1984-91)
 DAVIS, Ben, c, (2002-)
 DAVIS, Russ, inf (1996-99)
 * DAVIS, Tim, lhp (1994-97)
 DAVISON, Scott, rhp (1995-96)
 DECKER, Joe, rhp (1979)
 DeLEON, Luis, rhp (1989)
 DELGADO, Luis, of (1977)
 * DeLUCIA, Rich, rhp (1990-93)
 DIAZ, Alex, of (1995-96)
 * DIAZ, Mario, inf (1987-89)
 DRAGO, Dick, rhp (1981)
 DRESSLER, Rob, rhp (1979-80)
 DUCEY, Rob, of (1997-98)
 DUNNE, Mike, rhp (1989)
- E** EAVE, Gary, rhp (1990)
 * EDLER, Dave, inf (1980-83)
 ERARDI, Greg, rhp (1977)
 ESPINOZA, Alvaro, inf (1997)
 ESSIEN, Jim, c (1982)
- F** FASSERO, Jeff, lhp (1997-99)
 FELDER, Mike, of (1993)
 FERMIN, Felix, inf (1994-95)
 FIELDS, Bruce, of (1988-89)
 FIREVID, Steve, rhp (1986)
 * FIROVA, Dan, c (1981-82)
 FISHER, Brian, rhp (1992)
 FITZGERALD, Brian, lhp (2002)
 * FLEMING, Dave, lhp (1991-95)
 FOSAS, Tony, lhp (1998)
 FOSSE, Ray, c (1977)
 * FRANKLIN, Ryan, rhp (1999, 2001-)
 FREY, Steve, lhp (1995)
- * FUENTES, Brian, lhp (2001)
- G** GAJKOWSKI, Steve, rhp (1998)
 GALASSO, Bob, rhp (1977, 1981)
 * GARCIA, Freddy, rhp (1999-)
 * GARDINER, Mike, rhp (1990)
 GATES, Brent, inf (1987)
 GEISEL, Dave, lhp (1984-85)
 GILES, Brian, inf (1990)
 * GIPSON, Charles, of (1998-02)
 GLEATON, Jerry Don, lhp (1981-82)
 * GLINATSI, George, rhp (1994)
 GOSSAGE, Rich, rhp (1994)
 GRANT, Mark, rhp (1992)
 GRAY, Gary, inf (1981-82)
 GRIFFEY, Ken, of (1990-91)
 * GRIFFEY Jr., Ken, of (1989-99)
 * GUETTERMAN, Lee, lhp (1984-87, 95-96)
 * GUEVARA, Giomar, inf (1997-99)
 GUILLEN, Carlos, inf (1998-2003)
 GULDEN, Brad, c (1981)
 GUNDERSON, Eric, lhp (1992)
- H** HALAMA, John, lhp (1999-02)
 HALE, John, of (1978-79)
 * HAMPTON, Mike, lhp (1993)
 * HANSON, Eric, rhp (1988-93)
 * HARIKALA, Tim, rhp (1995-96)
 HARRIS, Gene, rhp (1989-92)
 HASEGAWA, Shigetoshi, rhp (2002-)
 HASELMAN, Bill, c (1992-94)
 HEAVERLO, Dave, rhp (1980)
 HEFFERMAN, Bert, c (1992)
 * HENDERSON, Dave, of (1981-86)
 HENDERSON, Rickey, of (2000)
 HENDERSON, Steve, of (1983-84)
 * HENGL, Dave, of (1986-88)
 HENRY, Butch, rhp (1999)
 HENRY, Dwayne, rhp (1993)
 HERNANDEZ, Carlos, inf (2000)
 HIBBARD, Greg, lhp (1994-96)
 HILL, Glenallen, of (1995)
 HILL, Marc, c (1980)
 HILL, Mill, rhp (1994)
 HINCHLIFFE, Brett, rhp (1999)
 HINTON, Rich, lhp (1979)
 HITCHCOCK, Sterling, lhp (1996)
 HODGES, Kevin, rhp (2000)
 HOLDRIDGE, David, rhp (1998)
 HOLLINS, Dave, inf (1996)
 HOLMAN, Brad, rhp (1993)
 HOLMAN, Brian, rhp (1989-91)
 HOLZEMER, Mark, (1997)
 HONEYCUTT, Rick, lhp (1977-80)
 HORTON, Willie, dh (1979-80)
 HOUSE, Tom, lhp (1977-78)
 * HOWARD, Chris, c (1991, 93-94)
 HOWITT, Dann, of (1992-93)
 HUSMANN, Mark, rhp (1986-87)
 HUNTER, Brian, inf/of (1996)
 HUNTER, Brian L, of (1999)
 HURTADO, Edwin, rhp (1996-1997)
 HUSKEY, Butch, of (1999)
 HUSON, Jeff, inf (1998)
- I** * IBANEZ, Raul, inf (1996-2000)
- J** JACKSON, Mike, rhp (1968-91, 1996)
 JACKSON, Ryan, inf (1999)
 JAVIER, Stan, of (2000-01)
 JEFFERSON, Reggie, inf (1994)
 JOHNSON, Randy, lhp (1989-1998)

HISTORY

- * JONES, Calvin, rhp (1991-92)
- JONES, Odell, rhp (1979)
- JONES, Rick, lhp (1977-78)
- JONES, Ross, inf (1986)
- JONES, Ruppert, of (1977-79)
- JONES, Tracy, of (1990-91)
- JORDAN, Ricky, inf (1996)
- JUTZE, Skip, c (1977)

- K**
- * KAYE, Justin, rhp (2002)
 - KEARNEY, Bob, c (1984-87)
 - KEKICH, Mike, lhp (1977)
 - KELLY, Roberto, of (1997)
 - * KING, Kevin, rhp (1993-94)
 - KINGERY, Mike, of (1987-89)
 - KINGSALE, Eugene, of (2001-02)
 - KLINK, Joe, lhp (1996)
 - KNACKERT, Brent, rhp (1990)
 - KRAMER, Randy, rhp (1992)
 - KREUTER, Chad, c (1995)
 - KRUEGER, Bill, lhp (1991, 1995)

- L**
- LADD, Pete, rhp (1986)
 - LAMPKIN, Tom, c (1999-2001)
 - * LANGSTON, Mark, lhp (1984-89)
 - LAXTON, Bill, lhp (1977)
 - LAZORKO, Jack, rhp (1985)
 - LEAFY, Tim, rhp (1992-93)
 - LEITER, Mark, rhp (1999)
 - * LENNON, Patrick, of (1991-92)
 - LEONARD, Jeffrey, of (1989-90)
 - LESHER, Brian, of (2000)
 - * LEWIS, Jim, rhp (1979, 1985)
 - LIRA, Felipe, rhp (1997-1998)
 - LIS, Joe, inf (1977)
 - LITTON, Greg, inf (1993)
 - LONG, Robert, rhp (1985)
 - LOOPER, Aaron, rhp (2003-)
 - LOPEZ, Carlos, of (1977)
 - LORRAINE, Andrew, lhp (1998)
 - LOVELACE, Vance, lhp (1990)
 - LOVULLO, Torey, inf (1994)
 - * LOWE, Derek, rhp (1997)

- M**
- MABRY, John, of/inf (1999-2000, 2003)
 - MACHADO, Robert, c (2000)
 - MACK, Quinn, inf (1994)
 - MADDUX, Mike, rhp (1997)
 - MAGADAN, Dave, inf (1993)
 - * MALER, Jim, inf (1981-83)
 - MANTO, Jeff, inf (1996)
 - MANZANILLO, Josias, rhp (1997)
 - MARTE, Damaso, rhp (1999)
 - MARTIN, Al, of (2000-01)
 - MARTINEZ, Dennis, rhp (1997)
 - * MARTINEZ, Edgar, inf (1987-)
 - MARTINEZ, Manny, of (1996)
 - * MARTINEZ, Tino, inf (1990-95)
 - MARZANO, John, c (1996-98)
 - * MATEO, Julio, rhp (2002-)
 - * MATTHEWS, Gary, dh (1987)
 - McCORMACK, Frank, rhp (1977)
 - McCARTHY, Greg, lhp (1996-98)
 - McCARTY, David, inf (1998)
 - McGuire, Bill, c (1988-89)
 - McHENRY, Vance, inf (1981-82)
 - McLAUGHLIN, Byron, rhp (1977-80)
 - McLEMORE, Mark, inf (2000-03)
 - McMILLAN, Tom, inf (1977)
 - MEACHAM, Rusty, rhp (1996)
 - * MECHE, Gil, rhp (1999-2000, 2003)
 - * MEGIR, Jim, rhp (1995)
 - MEDICH, Doc, rhp (1977)
 - MEDVIN, Scott, rhp (1990)
 - MELENDEZ, Jose, rhp (1990)
 - MENDOZA, Mario, inf (1979-80)
 - MENHART, Paul, rhp (1996)
 - * MERCADO, Orlando, c (1982-84)

- MESA, Jose, rhp (1999-2000)
- MEYER, Dan, inf (1977-81)
- MEYERS, Chad, of (2003)
- MIESKE, Matt, of (1999)
- MILACKI, Bob, rhp (1996)
- MILBOURNE, Larry, inf (1977-80, 1984-85)
- MINOR, Blas, rhp (1996)
- MIRABELLA, Paul, lhp (1984-86)
- MITCHELL, Keith, of (1994)
- MITCHELL, Kevin, of (1992)
- MITCHELL, Paul, rhp (1977-79)
- * MONAHAN, Shane, of (1998-1999)
- MONTAGUE, John, rhp (1977-79)
- MONTELEONE, Rich, rhp (1987)
- * MOORE, Mike, rhp (1982-88)
- * MOORE, Tommy, rhp (1977)
- * MORGAN, Mike, rhp (1985-87)
- * MOSES, John, of (1982-87, 92)
- * MOYER, Jamie, lhp (1996-)
- MULHOLLAND, Terry, lhp (1996)
- MURPHY, Rob, lhp (1991)
- * MUSSELMAN, Ron, rhp (1982)

- N**
- NAHORODNY, Bill, c (1984)
 - NARRON, Jerry, c (1980-81, 1987)
 - * NELSON, Gene, rhp (1982-83)
 - NELSON, Jamie, c (1983)
 - NELSON, Jeff, rhp (1992-95, 2001-03)
 - NELSON, Ricky, of (1983-86)
 - NEWFIELD, Marc, of (1993-95)
 - NEWSON, Warren, of (1995)
 - NIEDENFUER, Tom, rhp (1989)
 - * NIXON, Donell, of (1987)
 - * NUNEZ, Edwin, rhp (1982-88)

- O**
- O'BRIEN, Pete, inf (1990-93)
 - OFFERMAN, Jose, of (2002)
 - * OLERUD, John, inf (2000-)
 - OLIVARES, Omar, rhp (1997)
 - OLIVER, Joe, c (1998, 2000)
 - ONTIVEROS, Steve, rhp (1993)
 - * OWEN, Spike, inf (1983-86)

- P**
- PACIOREK, Tom, of (1978-81)
 - PAGANI, Dave, rhp (1977)
 - PANAGUIA, Jose, rhp (1998-2001)
 - * PARKER, Clay, rhp (1987, 92)
 - PARRISH, Lance, c (1992)
 - PARROTT, Mike, rhp (1978-81)
 - PARSONS, Casey, of (1981)
 - PASLEY, Kevin, c (1977-78)
 - PERCONTE, Jack, inf (1984-85)
 - PEREZ, Robert, of (1993)
 - PERRY, Gaylord, rhp (1982-83)
 - PHELPS, Ken, inf (1983-88)
 - * PINEIRO, Joel, rhp (2000-)
 - * PIRKL, Greg, inf (1993-96)
 - PLANTENBERG, Erik, lhp (1993-94)
 - PLUMMER, Bill, c (1978)
 - * POLE, Dick, rhp (1977-78)
 - PODSEWNIK, Scott, of (2001-02)
 - POWELL, Alfonso, of (1991)
 - POWELL, Dennis, lhp (1987-90, 92-93)
 - POWER, Ted, rhp (1993)
 - * POZO, Arquimede, inf (1995)
 - * PRESLEY, Jim, inf (1984-89)
 - PUTNAM, Pat, inf (1983-84)
 - PUTZ, JJ, rhp (2003)

- Q**
- QUINONES, Rey, inf (1986-89)

- R**
- RAABE, Brian, inf (1997)
 - RAAB, John, of (1988)
 - RADMANOVICH, Ryan, of (1998)
 - RAMOS, Domingo, inf (1982-87)
 - RAMSAY, Rob, lhp (1999-2000)
 - RANDLE, Lenny, inf (1981-82)
 - RAWLEY, Stane, lhp (1978-81)

- REED, Jerry, rhp (1986-90)
- RELAFORD, Desi, inf (2002)
- RENTERIA, Rich, inf (1987-88)
- REVERING, Dave, inf (1982)
- REYNOLDS, Craig, inf (1977-78)
- * REYNOLDS, Harold, inf (1983-92)
- RHODES, Arthur, lhp (2000-03)
- RICE, Pat, rhp (1991)
- RISLEY, Bill, rhp (1994-95)
- ROBERTS, Dave, lhp (1980)
- ROBERTS, Leon, of (1978-80)
- ROBERTSON, Bob, inf (1978)
- * RODRIGUEZ, Alex, inf (1994-2000)
- RODRIGUEZ, Frankie, rhp (1999-2000)
- ROENICKE, Ron, of (1983)
- ROHRMEIER, Dan, inf (1997)
- ROMO, Enrique, rhp (1977-78)
- ROSSY, Rico, inf (1998)

- S**
- * SALKELD, Roger, rhp (1993-94)
 - SANCHEZ, Rey (2003)
 - SANDERS, Anthony, of (2000-01)
 - SANDERS, Scott, (1997)
 - SARMIENTO, Manny, rhp (1980)
 - SASAKI, Kazuhito, rhp (2000-2003)
 - SASSER, Mackey, of-c (1993-94)
 - SCHAEFER, Jeff, inf (1990-92)
 - * SCHAEFFER, Aaron, rhp (1999)
 - * SCHMIDT, Dave, rhp (1992)
 - * SCHODLER, Mike, rhp (1988-92)
 - SCOTT, Donnie, c (1985)
 - SCURRY, Rod, lhp (1988)
 - SEGUI, David, inf (1998-99)
 - SEGUI, Diego, rhp (1977)
 - * SELE, Aaron, rhp (2000-01)
 - * SERNA, Paul, inf (1981-82)
 - SEXTON, Jimmy, inf (1977)
 - * SHEETS, Andy, inf (1996-97)
 - SHEETS, Larry, of (1993)
 - SHEINLS, Steve, rhp (1987)
 - SHIELDS, Zak, rhp (1993)
 - SIERRA, Ruben, of (2002)
 - SIMPSON, Joe, of (1979-82)
 - SINATRO, Matt, c (1990-92)
 - SINCLAIR, Steve, lhp (1999)
 - SLOCUMB, Heathcliff, rhp (1997-99)
 - SMITH, Brick, inf (1987-88)
 - * SMITH, Tommy, of (1977)
 - * SNELLING, Chris, of (2002)
 - SNYDER, Brian, rhp (1985)
 - SOJO, Luis, inf (1994-96)
 - SOLANO, Julio, rhp (1988-89)
 - * SORIANO, Rafael, rhp (2002-)
 - SORRENTO, Paul, inf (1996-97)
 - SPRAGUE, Ed, inf (2001)
 - * SPENCER, Sean, lhp (1999)
 - SPÖLJARIC, Paul, rhp (1997-98)
 - STANTON, Lee, of (1977-78)
 - STANTON, Mike, rhp (1982-85)
 - * STARK, Danny, rhp (1999, 2001)
 - STEIN, Bill, inf (1977-80)
 - STERN, Randy, rhp (1979, 1981)
 - STINSON, Bob, c (1977-80)
 - * STODDARD, Bob, rhp (1981-84)
 - STRANGE, Doug, inf (1995-96)
 - STROUGHTER, Steve, of (1982)
 - STRONG, Jamal, of (2003-)
 - * SUZUKI, Ichiro, of (2001-)
 - * SUZUKI, Makoto, rhp (1996-99)
 - SVEIN, Dale, inf (1994)
 - SWAN, Russ, lhp (1990-93)
 - SWEENEY, Brian, rhp (2003)
 - SWEET, Rick, c (1982-83)
 - * SWIFT, Bill, rhp (1985-86, 88-91, 1998)

- T**
- * TARTABULL, Danny, of (1984-86)
 - * TAYLOR, Aaron, rhp (2002-)
 - * TAYLOR, Terry, rhp (1988)

THIGPEN, Bobby, rhp (1994)
 THOMAS, Gorman, of (1984-86)
 THOMAS, Roy, rhp (1983-86, 1987)
 THOMAS, Stan, rhp (1977)
 THURMAN, Gary, of (1995)
 TIMLIN, Mike, rhp (1997-98)
 TIMMONS, Ozzie, of (1999)
 TINSLEY, Lee, of (1993, 97)
 TOBIK, Dave, rhp (1985)
 TODD, Jim, rhp (1978)
 TOMKO, Brett, rhp (2000-2001)
 TORRES, Salomon, rhp (1995-96)
 TROUT, Steve, lhp (1988-89)
 TRUJILLO, Mike, rhp (1986-87)
 TURANG, Brian, of (1993-94)
 TURNER, Shane, inf (1992)
 TWITCHELL, Wayne, rhp (1979)

U UGUETO, Luis, inf (2002-)

V VALDES, Ismael, rhp (2002)
 VALENTINE, Bob, inf/of (1979)
 * VALLE, David, c (1984-93)
 * VANDE BERG, Ed, lhp (1982-85)
 VASQUEZ, Rafael, rhp (1979)
 * VAZQUEZ, Ramon, inf (2001)
 * VILLONE, Ron, lhp (1995)
 VINA, Fernando, inf (1993)
 * VIZQUEL, Omar, inf (1989-93)

W WAGNER, Matt, rhp (1996)
 WAINHOUSE, Dave, rhp (1993)
 WALKER, Mike, rhp (1992)
 WALTER, Gene, lhp (1988)
 WALTON, Reggie, of (1980-81)
 WATSON, Allen, lhp (1999)
 WATSON, Mark, lhp (2002)
 WEAVER, Eric, rhp (1999)
 WEAVER, Jim, of (1987)
 WELLS, Bob, rhp (1994-98)
 WHEELOCK, Gary, rhp (1977-78, 80)
 WHITE, Matt, lhp (2003)
 WHITEN, Mark, of (1996)
 * WIDGER, Chris, c (1995-96, 2000)
 WILCOX, Mill, rhp (1986)
 WILKINS, Rick, c (1997-1998)
 * WILKINSON, Bill, lhp (1985, 1987-88)
 WILLARD, Jerry, c (1994)
 WILLIAMS, Todd, rhp (1999)
 WILLS, Frank, rhp (1985)
WILSON, Dan, c (1994-)
 WILSON, Glenn, of (1988)
 WILSON, Jim, inf (1989)
 WINN, Randy, of (2003-)
 * WOLCOTT, Bob, rhp (1995-97)
 * WOODSON, Kerry, rhp (1992)
 WRIGHT, Ron, inf (2002)

Y YEAGER, Steve, c (1986)
 * YOUNG, Matt, lhp (1983-86, 90)

Z ZAVARAS, Clint, rhp (1989)
 * ZIMMERMAN, Jordan, lhp (1999)
 ZISK, Richie, dh (1981-84)

* Product of Mariners farm system

MANAGERS

COTTIER, Chuck (1984-86)
 CRANDALL, Del (1983-84)
 JOHNSON, Darrell (1977-80)
 LACHEMANN, Rene (1981-83)
 LEFEBVRE, Jim (1989-91)
 MARTINEZ, Marty (1986)
MELVIN, Bob (2003-)
 PINIELLA, Lou (1993-2002)
 PLUMMER, Bill (1992)
 SNYDER, Jim (1988)
 WILLIAMS, Dick (1986-88)
 WILLS, Maury (1980-81)

COACHES

BARFIELD, Jesse (1998-99)
 BEDELL, Howie (1988)
 BOWA, Larry (2000)
 BRYANT, Don (1977-80)
 BUSBY, Jim (1977-78)
 CLARK, Ron (1991)
 CLINES, Gene (1989-92)
 CONNORS, Billy (1987-88)
 CONTRERAS, Nardi (1997-1998)
 COTTIER, Chuck (1982-84)
 CUJELLAR, Bobby (1995-96)
 DAVIS, Tommy (1981)
 DIDIER, Bob (1989-90)
 DUNCAN, Dave (1982)
 ELIA, Lee (1993-97, 2001-2002)
 ELLIS, Sammy (1993-94)
 FUNK, Frank (1980-81, 1983-84)

GOMEZ, Orlando (2003-)
 GRIFFEY, Ken (1993)
 HANSEN, Roger (1992)
 HINES, Ben (1984)
 HOWARD, Frank (1987-88)
 JOHNSON, Deron (1985-86)
 JOHNSON, Lamar (2003)
 KUNTZ, Rusty (1989-92)
 LACHEMANN, Rene (2003-)
 PINIELLA, Lou (1985-86)
 MARTINEZ, Marty (1984-86, 92)
 MAZEROSKI, Bill (1979-80)
 McLAREN, John (1993-02)
 MEJIAS, Sammy (1993-99)
 MOSES, John (2000-03)
MYERS, Dave (2001-)
 NIXON, Russ (1992)
 PAUL, Mike (1989-91)
 PERLOZZO, Sam (1993-95)
 PERRY, Gerald (2000-2002)
 PINSON, Vada (1977-80, 1982-83)
 PLUMMER, Bill (1982-83, 1988-91)
PRICE, Bryan (2000-)
 REGAN, Phil (1984-86)
 REYES, Cananea (1981)
 ROOF, Phil (1983-88)
 SINATRO, Matt (1995-2002)
 SMITH, Steve (1996-99)
 SNYDER, Jim (1988)
 STOCK, Wes (1977-81)
 SWEET, Rick (1984)
 TOLAN, Bobby (1987)
 VIRGIL, Ozzie (1986-88)
 WARTHEN, Dan (1991-92)
 WILLIAMS, Stan (1998-99)

HOME RUN NOTES

IN THE KINGDOME

YEAR	SEA	OPP	TOTAL	M's SEASON TOTAL
1977	75	103	178	133
1978	58	93	151	97
1979	88	94	*182	132
1980	74	99	*173	104
1981#	52	53	*105	89
1982	78	104	182	130
1983	64	80	144	111
1984	68	82	150	129
1985	92	74	166	171
1986	97	99	196	158
1987	103	115	218	161
1988	97	82	*179	148
1989	68	67	135	134
1990	49	60	109	107
1991	69	69	138	126
1992	78	63	141	149
1993	74	66	140	161
1994+	63	44	107	153
1995^	101	73	174	182
1996	121	116	237	245
1997	142	102	244	*264
1998	117	101	218	234
1999‡	75	59	134	*244
Total	1802	1825	3627	3380

IN SAFECO FIELD

YEAR	SEA	OPP	TOTAL	M's SEASON TOTAL
1999‡	47	46	93	244*
2000	92	72	164	198
2001	79	68	147	169
2002	64	82	146	152
2003	69	89	158	139
Total	351	887	708	1060

*Most in Major Leagues #110 games †42 games
 ‡112 games ††39 games ^145 games



MINOR LEAGUES



San Antonio won its second consecutive Texas League Title in 2003.

MINOR LEAGUE SYSTEM

V.P., Player Development & Scouting	Benny Looper
V.P., Scouting	Bob Fontaine
Director of Minor League Operations	Greg Hunter
Administrator, Player Development	Jan Plein
Coordinator of Instruction	Mike Goff
Pitching Coordinator	Pat Rice
Hitting Coordinator	Glenn Adams
Catching Coordinator	Roger Hansen
Strength and Conditioning Coordinator	James Clifford
Trainer Coordinator	Mickey Clarizio
Special Assignment Coaches	Cal McLish, Buzzy Keller & Jim Slaton

MINOR LEAGUE AFFILIATES

AAATacoma Rainiers (10th yr.)

Pacific Coast League
Cheney Stadium
2502 South Tyler
Tacoma, WA 98405
253-752-7707
Fax: 253-752-7135
George Foster, Owner
Dave Lewis, GM
Dan Rohn, Manager
Rafael Chaves, Pitching Coach
Terry Poltreisz, Coach
Rob Nodine, Trainer

A Wisconsin Timber Rattlers (12th yr.)

Midwest League
Fox Cities Stadium
2400 N. Casa Loma Drive
Appleton, WI 54915
920-733-4152
Fax: 920-733-8032
Mike Weller, Chairman
Rob Zerjav, President/GM
Steve Roadcap, Manager
Brad Holman, Coach
Dana Williams, Coach
Jeremy Clipperton, Trainer

AA San Antonio Missions (4th yr.)

Texas League
Wolf Municipal Stadium
5757 Hwy. 90
W. San Antonio, TX 78227
210-675-7275
Fax: 210-670-0001
Dave Elmore, Owner
Burl Yarbrough, GM
Dave Brundage, Manager
Scott Budner, Pitching Coach
Gary Thurman, Coach
Chris Gorosics, Trainer

A Everett AquaSox (10th yr.)

Northwest League
Memorial Stadium
3802 Broadway
Everett, WA 98201
425-258-3673
Fax: 425-258-3675
Mark Sperandio, Owner/GM
Pedro Grifol, Manager
Marcos Garcia, Pitching Coach
Darrin Garner, Coach
Spyder Webb, Trainer

A Inland Empire 66'ers (4th yr.)

California League
Arrowhead Credit Union Park
280 South E Street
San Bernardino, CA 92401
909-888-9922
Fax: 909-888-5251
David Oldham, President
Paul Stritz, GM
Daren Brown, Manager
Dwight Bernard, Pitching Coach
Henry Cotto, Coach
Andrew Nelson, Trainer

R Peoria Mariners (12th yr.)

Arizona League
Peoria Sports Complex
15707 North 83rd Avenue
Peoria, AZ 85382
623-412-9012
Fax: 623-412-9382
Scott Steinmann, Manager
Gary Wheelock, Pitching Coach
Andy Bottin, Coach
Tommy Cruz, Coach
Randy Roetter, Trainer

2003 MARINERS ORGANIZATIONAL STANDINGS

Team	League	Level	Won-Lost	Standing	GB
Tacoma	Pacific Coast	AAA	66-78	4th	-8.0
San Antonio	Texas	AA	47-22, 1st Half	1st	+9.5
			41-29, 2nd Half	1st	+7.0
won Texas League Championship over Frisco 4-1.					
Inland Empire	California	A	36-34, 1st Half	3rd	-4.0
			42-28, 2nd Half	1st	+3.0
won 2-0 over Lake Elsinore in first round of playoffs. won 3-1 over Rancho Cucamonga in semi-finals. won California League Championship over Stockton 3-0.					
Wisconsin	Midwest	A	38-28, 1st Half	2nd	-1.0
			31-38, 2nd Half	7th	-12.0
lost 2-0 to Beloit in first round of playoffs.					
Everett	Northwest	Short-A	32-44	4th	-11.0
Peoria	Arizona	Rookie	15-14, 1st Half	3rd	-3.0
			15-9, 2nd Half	3rd	-4.5

TACOMA RAINIERS

BATTERS	AVG	G	AB	R	H	2B	3B	HR	RBI	BB	SO	SB	CS	SLG	OBP	E
ABBOTT, JEFF	.133	4	15	1	2	1	0	0	0	0	2	0	0	.200	.133	0
BARKETT, ANDY	.242	112	401	40	97	21	1	13	60	38	81	4	3	.397	.310	7
BORDERS, PAT	.314	79	293	36	92	27	1	12	51	20	54	1	2	.536	.363	6
CASTILLO, RUBEN	.211	111	337	34	71	14	0	0	15	22	71	17	10	.252	.263	25
CIRILLO, JEFF	.353	5	17	7	6	3	0	2	6	3	3	0	0	.882	.476	0
COLBRUNN, GREG	.273	3	11	3	3	0	0	1	2	1	1	0	0	.545	.333	0
CONNORS, GREG	.239	32	113	14	27	4	0	4	13	5	28	0	1	.381	.277	2
FIGUEROA, LUIS	.281	123	423	40	119	18	0	3	50	45	35	1	5	.345	.350	20
GANDOLFO, ROB	.184	13	38	7	7	2	0	0	4	1	8	1	0	.237	.225	1
GUILLEN, CARLOS	.357	4	14	2	5	1	0	2	4	0	1	0	0	.857	.400	0
HORNER, JIM	.167	2	6	0	1	0	0	0	0	2	1	0	0	.167	.375	0
KELLY, KENNY	.246	96	341	42	84	15	5	13	37	29	79	20	7	.434	.313	4
KUZMIC, CRAIG	.213	54	160	25	34	7	0	8	23	22	48	1	2	.406	.310	4
LANDRY, JACQUES	.248	44	153	24	38	11	0	7	24	17	46	6	2	.458	.343	1
LEACH, JALAL	.292	70	250	25	73	8	2	6	28	22	51	5	5	.412	.352	3
LOPEZ, MICKEY	.275	129	455	68	125	23	4	7	41	47	50	20	12	.389	.346	9
MABRY, JOHN	.364	3	11	1	4	0	0	0	0	2	1	0	0	.364	.462	0
MADURO, JORGE	.000	5	18	0	0	0	0	0	0	0	5	0	0	.000	.000	0
MEYERS, CHAD	.300	97	377	50	113	20	3	4	34	30	46	37	12	.401	.361	10
MOSQUERA, ADRIAN	.285	85	291	35	83	16	1	4	22	11	42	6	4	.388	.332	7
MYERS, JULIO	.269	117	428	57	115	25	3	5	47	34	75	23	11	.376	.322	2
PECCI, JAY	.125	14	40	3	5	0	0	0	3	3	3	1	0	.125	.234	2
PHILLIPS, J.R.	.297	81	310	35	92	20	0	14	54	17	74	4	3	.497	.334	4
ROGELSTAD, MATT	.000	5	4	1	0	0	0	0	0	0	0	0	0	.000	.000	0
SNELLING, CHRIS	.269	18	67	11	18	2	0	3	10	5	12	1	0	.433	.333	0
STRONG, JAMAL	.305	56	210	38	64	6	1	2	19	25	38	26	11	.371	.390	6
UGUETO, LUIS	.308	8	26	9	8	3	0	2	4	5	4	2	0	.654	.419	3

PITCHERS	W-L	ERA	G	GS	CG	SHO	SV	IP	H	R	ER	HR	HB	BB	SO	WP	BK	
ANDERSON, CRAIG	13-11	3.56	28	27	4	1	0	177.0	187	93	70	27	2	46	67	4	0	
ATCHISON, SCOTT	6-9	4.31	39	7	0	0	1	108.2	114	57	52	8	3	37	83	2	0	
CARRARA, GIOVANNI	1-1	4.23	18	0	0	0	5	27.2	28	14	13	2	0	9	27	3	0	
CATE, TROY	1-0	1.69	1	1	0	0	0	5.1	4	3	1	2	1	2	6	0	0	
CLOUDE, KEN	4-4	5.95	21	17	0	0	0	75.2	88	56	50	15	9	37	39	4	1	
FALKENBORG, BRIAN	4-2	2.94	17	14	0	0	0	79.2	66	28	26	7	2	26	62	2	0	
FRUTO, EMILIANO	1-0	0.00	1	0	0	0	0	4.0	1	0	0	0	0	2	2	0	0	
HAMULACK, TIM	1-0	3.86	10	0	0	0	0	14.0	16	6	6	1	0	8	12	0	0	
HEAVERLO, JEFF	5-12	5.39	24	24	0	0	0	123.2	150	80	74	8	10	38	75	4	2	
HOUSE, CRAIG	0-0	2.84	5	0	0	0	0	6.1	6	2	2	0	0	1	5	4	2	0
JOHNSON, RETT	5-2	2.15	11	10	1	1	0	71.0	63	26	17	2	6	18	49	4	0	
KUZMIC, CRAIG	0-0	4.50	2	0	0	0	0	2.0	4	1	1	1	0	1	0	0	0	
LANDRY, JACQUES	0-0	0.00	1	0	0	0	0	1.0	0	0	0	0	0	2	1	0	0	
LOOPER, AARON	5-2	3.11	46	0	0	0	5	75.1	72	27	26	10	2	26	67	2	0	
PLUTZ, J.J.	0-3	2.51	41	0	0	0	11	86.0	69	30	24	4	3	34	60	3	0	
SASAKI, KAZUHIRO	0-1	9.82	3	2	0	0	1	3.2	5	4	4	0	0	1	5	0	0	
SIMPSON, ALLAN	2-5	4.16	43	0	0	0	1	62.2	60	30	29	7	6	42	69	2	0	
SORIANO, RAFAEL	4-3	3.19	11	10	0	0	0	62.0	43	24	22	2	4	12	63	0	1	
STITT, BRIAN	0-0	2.45	4	0	0	0	0	7.1	9	3	2	0	0	1	1	1	0	
SWEENEY, BRIAN	11-10	4.28	29	21	0	0	0	141.0	165	80	67	17	2	32	115	4	0	
TAYLOR, AARON	1-3	2.45	33	0	0	0	16	40.1	30	11	11	3	2	13	34	2	0	
THORNTON, MATT	0-2	8.00	2	2	0	0	0	9.0	14	11	8	2	0	3	5	1	0	
WEAR, GREGORY	0-0	0.00	2	0	0	0	0	2.0	1	0	0	0	0	0	1	0	0	
WILLIAMS, RANDY	2-2	5.26	18	0	0	0	1	25.2	25	17	15	3	1	11	19	1	0	
WRIGHT, CHRIS	0-6	6.36	9	9	0	0	0	46.2	53	33	33	8	3	27	33	4	0	

SAN ANTONIO MISSIONS

BATTERS	AVG	G	AB	R	H	2B	3B	HR	RBI	BB	SO	SB	CS	SLG	OBP	E
BUBELA, JAIME	.277	128	473	60	131	29	7	4	61	31	108	26	11	.393	.323	7
CASTELLANO, JOHN	.133	6	15	1	2	0	0	0	2	1	4	0	0	.133	.188	0
CURRY, MIKE	.276	134	518	89	143	30	10	3	52	67	116	58	11	.390	.361	7
DOBBS, GREG	.333	2	6	0	2	2	0	0	0	0	1	0	0	.667	.333	0
GANDOLFO, ROB	.293	54	157	18	46	6	1	0	12	9	25	10	5	.344	.339	5
GUZMAN, ELPIDIO	.276	129	475	60	131	13	8	4	53	21	66	28	10	.362	.306	8
HORNER, JIM	.311	71	254	37	79	11	1	5	43	12	37	4	1	.421	.348	2
JACOBS, GREG	.310	34	126	11	39	7	0	1	14	8	14	1	3	.389	.351	2
LEONE, JUSTIN	.288	135	455	103	131	38	7	21	92	92	104	20	6	.541	.405	21
LINDSEY, JOHN	.296	88	307	40	91	22	1	8	43	22	81	9	1	.453	.363	2
LOPEZ, CHUCK	.275	13	40	1	11	0	0	0	7	3	1	1	1	.275	.318	0
LOPEZ, JOSE	.258	132	538	82	139	35	2	13	69	27	56	18	8	.403	.303	28
MAYNARD, SCOTT	.207	71	237	28	49	6	2	1	18	20	63	0	2	.262	.268	4
MERRITT, TIM	.205	13	44	7	9	2	2	0	5	3	6	2	0	.341	.271	1
PECCI, JAY	.300	10	40	3	12	1	0	0	1	4	7	0	1	.325	.364	1
SNELLING, CHRIS	.333	47	186	24	62	12	2	3	25	8	30	1	7	.468	.371	0
UDY, NICHOLAS	.222	6	9	0	2	0	0	0	0	1	2	0	0	.222	.300	0
UGUETO, LUIS	.260	89	350	53	91	12	2	1	40	27	75	25	10	.314	.312	19
WILSON, DAN	.000	2	7	0	0	0	0	0	0	0	3	0	0	.000	.000	1
ZAPP, A.J.	.278	137	528	84	147	35	1	26	92	47	178	7	8	.496	.346	15

PITCHERS	W-L	ERA	G	GS	CG	SHO	SV	IP	H	R	ER	HR	HB	BB	SO	WP	BK
BAEK, CHA SEUNG	3-3	2.57	9	9	0	0	0	56.0	49	18	16	2	4	17	46	0	0
BLACKLEY, TRAVIS	17-3	2.61	27	27	0	0	0	162.1	125	55	47	11	6	62	144	9	2
GANDOLFO, ROB	0-0	0.00	1	0	0	0	0	1.0	0	0	0	0	0	0	0	0	0
HAMULACK, TIM	0-1	2.09	40	0	0	0	1	47.1	32	13	11	0	3	15	54	2	0
HOERMAN, JARED	3-6	3.84	56	0	0	0	36	58.2	62	32	25	4	3	23	56	3	0
HOUSE, CRAIG	1-0	2.75	14	0	0	0	1	19.2	14	7	6	0	0	16	17	3	0
JOHNSON, RETT	6-2	3.04	14	14	1	1	0	83.0	74	31	28	7	6	21	63	3	0
LAMBER, JUSTIN	3-2	3.39	39	0	0	0	0	58.1	65	35	22	2	3	15	36	4	0
MADRITSCH, BOBBY	13-7	3.63	27	27	2	1	0	158.2	133	75	64	11	2	67	154	5	2
MARTINEZ, GUSTAVO	7-6	3.13	35	9	0	0	0	92.0	76	36	32	8	12	50	74	4	0
MATOS, JOSUE	7-2	2.24	48	0	0	0	4	88.1	58	23	22	8	2	37	104	6	0
NAGEOTTE, CLINT	11-7	3.10	27	27	2	1	0	154.0	127	60	53	6	14	67	157	8	1
LORE, KEVIN	0-2	5.67	13	5	0	0	0	39.2	52	26	25	4	1	17	39	3	0
SHERRILL, GEORGE	3-0	0.33	16	0	0	0	0	27.1	19	2	1	1	0	12	31	0	0
STRELITZ, BRIAN	0-2	3.32	11	1	0	0	1	19.0	18	10	7	1	0	7	11	0	0
THORNTON, MATT	3-0	0.36	4	4	0	0	0	25.1	8	3	1	0	0	9	18	0	0
ULLOA, ENMANUEL	0-1	9.28	8	0	0	0	0	10.2	14	12	11	0	0	11	9	1	0
WILLIAMS, RANDY	4-1	1.73	29	0	0	0	2	41.2	33	9	8	2	0	7	38	0	0
WRIGHT, CHRIS	7-6	3.76	20	16	0	0	0	95.2	112	56	40	8	2	38	80	5	0

PLAYOFF STATISTICS

BATTERS	AVG	G	AB	R	H	2B	3B	HR	RBI	BB	SO	SB	CS	SLG	OBP	E
BUBELA, JAIME	.143	5	21	2	3	1	0	0	1	0	4	1	0	.190	.143	0
CURRY, MIKE	.273	5	22	5	6	0	0	0	3	3	4	5	2	.273	.360	0
GUZMAN, ELPIDIO	.286	5	21	4	6	0	2	0	6	1	1	0	0	.476	.318	0
HARRINGTON, COREY	.000	1	0	1	0	0	0	0	0	0	0	0	0	.000	.000	0
HORNER, JIM	.368	5	19	3	7	3	0	0	2	1	1	0	0	.526	.400	0
JACOBS, GREG	.111	5	9	0	1	1	0	0	1	1	2	0	0	.222	.200	0
LEONE, JUSTIN	.375	5	16	5	6	1	1	0	4	7	4	1	0	.563	.565	0
LINDSEY, JOHN	.375	4	8	2	3	0	0	0	1	3	2	0	0	.375	.545	0
LOPEZ, JOSE	.391	5	23	3	9	0	0	2	5	0	0	1	0	.652	.391	2
MAYNARD, SCOTT	.000	2	2	0	0	0	0	0	0	0	2	0	0	.000	.000	0
UGUETO, LUIS	.333	5	18	3	6	1	0	0	3	2	2	0	0	.389	.400	1
ZAPP, A.J.	.158	5	19	4	3	0	0	0	3	3	6	0	0	.158	.273	0

PITCHERS	W-L	ERA	G	GS	CG	SHO	SV	IP	H	R	ER	HR	HB	BB	SO	WP	BK
BAEK, CHA SEUNG	1-0	0.00	1	1	0	0	0	5.2	2	0	0	0	0	1	3	0	0
BLACKLEY, TRAVIS	0-0	1.29	1	1	0	0	0	7.0	4	1	1	0	0	1	6	2	0
HAMULACK, TIM	0-0	1.69	4	0	0	0	0	5.1	2	1	1	1	0	1	9	0	0
HOERMAN, JARED	0-0	3.00	4	0	0	0	2	3.0	1	1	1	0	0	2	3	0	0
LAMBER, JUSTIN	0-0	0.00	1	0	0	0	0	1.0	1	0	0	0	0	1	1	0	0
MADRITSCH, BOBBY	2-0	2.25	2	2	0	0	0	12.0	10	4	3	0	0	5	11	0	0
MARTINEZ, GUSTAVO	0-0	0.00	1	0	0	0	0	1.0	0	0	0	0	0	0	0	0	0
MATOS, JOSUE	0-0	0.00	3	0	0	0	0	3.0	1	0	0	0	0	2	1	0	0
NAGEOTTE, CLINT	1-0	2.84	1	1	0	0	0	6.1	1	2	2	0	0	5	5	1	1
SHERRILL, GEORGE	0-1	5.40	2	0	0	0	0	1.2	1	2	1	0	0	3	2	0	0
STRELITZ, BRIAN	0-0	0.00	1	0	0	0	0	1	1	0	0	0	0	1	0	0	0

INLAND EMPIRE 66ERS

IATTERS	AVG	G	AB	R	H	2B	3B	HR	RBI	BB	SO	SB	CS	SLG	OBP	E
BALET, PICH	.310	21	84	14	26	3	1	2	14	5	12	1	0	.440	.372	1
BASTIDA-MARTINEZ, EV	.274	87	288	44	79	14	2	5	32	23	31	6	6	.389	.330	12
BONE, BLAKE	.229	27	83	11	19	7	0	4	16	8	24	0	1	.458	.298	2
BOTT, GLENN	.000	32	0	1	0	0	0	0	0	0	0	0	0	.000	.000	7
BROWN, HUNTER	.248	126	452	84	112	34	3	15	68	67	102	9	6	.436	.353	26
CASTELLANO, JOHN	.306	114	461	61	141	34	2	12	80	32	50	11	3	.466	.354	8
CASTRO, ISMAEL	.275	98	327	46	90	19	2	3	25	12	33	9	7	.373	.314	12
CHOO, SHIN-SOO	.286	110	412	62	118	18	13	9	55	44	84	18	10	.459	.365	4
CIRILLO, JEFF	.200	5	15	1	3	1	0	0	1	3	1	0	0	.267	.333	1
COLLINS, CHRIS	.327	70	199	16	56	12	0	1	29	20	24	0	1	.357	.350	3
DELUCCHI, DUSTIN	.327	77	312	61	102	19	5	3	32	36	35	15	2	.449	.401	0
FULSE, SHELDON	.280	49	157	19	44	10	2	2	14	26	35	16	5	.408	.386	2
GUERRERO, CRISTIAN	.278	83	299	52	83	9	6	9	38	19	58	12	7	.438	.327	5
GUERRERO, CRISTIAN	.280	86	311	55	87	10	7	9	40	20	62	12	7	.444	.329	5
JACOBS, GREG	.357	95	347	67	124	35	7	9	64	42	43	4	5	.576	.433	5
MENCHACA, ERIBERTO	.230	116	331	28	76	8	2	0	33	16	60	3	1	.266	.268	12
MERRITT, TIM	.081	11	37	4	3	0	0	0	3	4	13	1	0	.081	.171	0
OLIVEROS, LUIS	.286	93	322	43	92	19	0	5	41	18	24	2	3	.391	.333	5
PAGAN, CARLOS	.222	6	18	5	4	2	0	1	4	1	4	0	0	.500	.263	1
PECCI, JAY	.297	10	37	4	11	1	0	0	4	4	0	0	0	.324	.381	1
POHLE, RICHARD	.257	48	148	15	38	15	1	0	19	14	20	2	1	.372	.327	1
QUINTERO, CESAR	.300	3	10	3	3	0	0	0	1	0	2	0	0	.300	.300	0
ROGELSTAD, MATT	.395	9	38	8	15	4	1	0	1	0	0	2	1	.553	.395	1
SANDEL, GEORGE	.286	3	7	1	2	0	0	0	2	1	0	0	0	.286	.375	0
VAN MEETREN, JASON	.241	100	290	40	70	14	2	2	32	38	74	9	4	.324	.340	3
WILLIAMSON, JOHN	.228	22	57	7	13	2	1	1	9	11	14	0	1	.351	.348	0
WILLINGHAM, PHIL	.214	11	28	3	6	0	0	1	3	3	9	1	0	.214	.290	0

PITCHERS	W-L	ERA	G	GS	CG	SHO	SV	IP	H	R	ER	HR	HB	BB	SO	WP	BK
BAEK, CHA-SEUNG	5-1	3.65	13	10	0	0	1	56.2	55	27	23	3	2	9	50	1	1
BLOOD, JUSTIN	5-2	3.07	50	0	0	0	2	58.2	48	20	20	2	6	27	77	4	0
BOTT, GLENN	7-7	3.16	31	21	0	0	1	142.1	131	55	50	8	3	38	143	6	1
CATE, TROY	9-11	4.11	27	25	0	0	0	160.0	165	79	73	10	10	37	153	7	2
CORTEZ, RENEE	0-1	1.66	15	0	0	0	3	21.2	10	5	4	0	1	6	16	2	0
DONE, JUAN	3-4	4.85	30	11	0	0	2	68.2	77	50	37	6	6	31	46	3	2
DORMAN, RICH	5-0	2.65	13	5	0	0	1	37.1	29	11	11	1	3	21	40	3	0
FRUTO, EMILIANO	7-8	3.78	42	4	0	0	7	78.2	80	43	33	5	3	38	83	4	1
GRAY, RUSTY	0-0	12.27	3	0	0	0	0	3.2	5	5	5	1	1	1	0	1	0
KETCHNER, RYAN	14-7	3.45	31	22	2	2	1	156.2	133	63	60	10	4	33	159	6	0
MENCHACA, ERIBERTO	1-0	0.00	1	0	0	0	0	2.0	1	0	0	0	0	2	0	0	0
MORGAN, RUSS	1-1	8.10	15	0	0	0	0	20.0	36	22	18	6	3	10	17	1	2
LORE, KEVIN	1-2	5.03	8	8	0	0	0	39.1	37	24	22	2	2	18	37	2	0
PEREZ, ELVIS	5-5	3.72	13	12	0	0	0	65.1	55	30	27	6	3	16	58	1	0
PEREZ, JEFFREY	1-1	7.65	12	0	0	0	0	20.0	23	18	17	1	4	15	15	5	0
RALL, TIM	2-3	3.65	10	4	0	0	0	37.0	34	16	15	5	4	9	30	0	1
ROGELSTAD-SMITH, RYAN	0-1	3.20	15	0	0	0	0	19.2	12	9	7	0	3	8	15	0	1
SASAKI, KAZUHIRO	0-0	0.00	1	1	0	0	0	1.0	0	0	0	0	0	1	2	0	0
STEELE, MIKE	2-2	2.56	33	0	0	0	16	38.2	29	14	11	3	2	8	26	3	0
STRELITZ, BRIAN	4-2	3.48	29	1	0	0	1	54.1	51	25	21	9	3	11	29	1	0
THOMAS, JARED	5-3	3.61	41	7	0	0	3	87.1	67	39	35	7	6	46	108	2	0
THORNTON, MATT	0-0	4.00	2	2	0	0	0	9.0	9	4	4	2	1	4	14	0	0
ULLOA, ENMANUEL	1-1	3.20	17	7	0	0	1	50.2	49	20	18	1	4	6	61	3	1
WEAR, GREG	0-0	36.00	1	0	0	0	0	1.0	4	4	4	0	1	1	1	1	0

PLAYOFF STATISTICS

BATTERS	AVG	G	AB	R	H	2B	3B	HR	RBI	BB	SO	SB	CS	SLG	OBP	E
BALET, PICH	.308	9	39	6	12	1	0	1	9	2	8	1	0	.410	.318	0
BROWN, HUNTER	.171	9	35	3	6	3	0	0	4	4	13	1	0	.257	.268	0
CASTELLANO, JOHN	.417	9	36	8	15	2	0	2	8	5	3	0	0	.639	.488	0
CHOO, SHIN-SOO	.324	9	37	9	12	0	1	1	3	6	9	0	2	.459	.419	1
COLLINS, CHRIS	.400	1	5	2	1	0	1	1	1	0	0	0	0	1.200	.400	0
DELUCCHI, DUSTIN	.231	9	39	6	9	1	1	0	1	2	9	3	1	.308	.302	1
DUTTON, JEREMY	.000	1	1	0	0	0	0	0	0	0	0	0	0	.000	.000	0
GUERRERO, CRISTIAN	.359	9	39	5	14	2	0	0	5	1	8	1	0	.410	.375	0
MENCHACA, ERIBERTO	.194	9	31	3	6	0	0	0	2	1	4	1	0	.194	.242	1
OLIVEROS, LUIS	.206	8	34	2	7	0	0	0	2	0	4	0	0	.206	.229	0
ROGELSTAD, MATT	.270	9	37	3	10	1	0	0	6	2	1	1	0	.297	.317	1
VAN MEETREN, JASON	.500	2	2	0	1	0	0	0	0	0	0	0	0	.500	.500	0

PITCHERS	W-L	ERA	G	GS	CG	SHO	SV	IP	H	R	ER	HR	HB	BB	SO	WP	BK
BLOOD, JUSTIN	0-0	0.00	2	0	0	0	0	1.1	1	0	0	0	0	2	0	1	0
BOTT, GLENN	2-0	3.00	2	2	0	0	0	15.0	10	5	5	0	2	7	14	0	0
CATE, TROY	1-1	4.42	3	3	0	0	0	18.1	22	9	9	0	0	4	12	1	0
CORTEZ, RENEE	0-0	12.27	4	0	0	0	0	3.2	7	5	5	0	1	2	1	1	0
DONE, JUAN	0-0	7.36	2	0	0	0	0	3.2	8	4	3	0	0	1	1	0	0
DORMAN, RICH	0-0	0.00	1	0	0	0	0	2.0	1	0	0	0	0	1	1	0	0
FRUTO, EMILIANO	1-0	9.00	5	0	0	0	2	7.0	11	7	7	0	1	2	10	0	0
KETCHNER, RYAN	1-0	0.00	2	2	0	0	0	13.2	8	0	0	0	0	4	16	0	0
PEREZ, ELVIS	0-0	3.60	2	2	0	0	0	10.0	11	4	4	0	0	5	9	0	0
RALL, TIM	2-0	1.59	2	0	0	0	0	5.2	2	1	1	0	0	1	4	0	0
THOMAS, JARED	1-0	0.00	4	0	0	0	1	6.2	5	0	0	0	0	4	9	0	0

MINOR LEAGUES

WISCONSIN TIMBER RATTLERS

BATTERS	AVG	G	AB	R	H	2B	3B	HR	RBI	BB	SO	SB	CS	SLG	OBP	E
AOKI, TOMOSHI	.218	53	133	20	29	7	1	1	10	19	40	2	1	.308	.325	0
ARROYO, CARLOS	.273	101	359	47	98	11	2	3	40	34	49	18	8	.340	.334	2
BOHN, T.J.	.272	128	471	75	128	31	2	13	70	70	131	16	8	.429	.371	6
BONE, BLAKE	.229	12	35	5	8	4	0	0	4	6	7	0	0	.343	.364	1
CORDOVA, ROMAN	.227	23	75	10	17	1	0	0	5	2	10	1	1	.240	.247	5
DELUCCI, DUSTIN	.266	43	143	22	38	9	0	2	15	29	28	2	2	.371	.393	3
EHRNSBERGER, CHAD	.211	25	90	8	19	2	1	1	9	11	23	1	1	.289	.308	0
GARCIA, CIP	.240	20	50	4	12	2	0	1	8	2	19	0	0	.340	.278	0
GARCIA-PARRA, MICHAEL	.243	122	440	55	107	12	1	2	38	38	80	14	4	.289	.314	50
GRIFFIN, BROCK	.000	1	3	0	0	0	0	0	0	0	1	0	0	.000	.000	0
HAGEN, MATT	.220	126	450	65	99	28	0	21	65	56	129	8	6	.422	.309	35
HARRINGTON, COREY	.258	93	353	55	91	18	7	2	31	29	69	20	9	.365	.332	19
HARRIS, GARY	.285	127	526	81	150	26	7	4	52	36	75	36	13	.384	.337	6
MCNULTY, JOSH	.217	11	23	3	5	1	0	0	1	2	1	0	0	.261	.280	0
MERRITT, TIM	.257	84	339	44	87	12	4	2	26	22	62	24	6	.333	.304	12
METHENY, BRENTON	.221	24	86	7	19	1	0	0	7	9	17	1	1	.233	.295	4
NELSON, JON	.264	134	537	71	142	38	2	16	91	16	168	13	3	.432	.292	21
PHILLIPS, CHRISTOPHER	.250	32	92	4	23	4	0	0	12	4	19	0	1	.293	.289	4
RIVERA, RENE	.275	116	407	39	112	19	0	9	54	38	81	2	2	.388	.344	11
UDY, NICHOLAS	.130	10	23	3	3	0	0	0	0	4	5	0	0	.130	.259	0

PITCHERS	W-L	ERA	G	GS	CG	SHO	SV	IP	H	R	ER	HR	HB	BB	SO	WP	BK
CÓRTEZ, RENEE	4-2	2.91	28	0	0	0	4	46.1	40	20	15	3	4	16	51	2	0
DELGADO, DANNY	0-0	4.50	4	0	0	0	0	4.0	4	2	2	0	0	3	5	0	1
DELGADO, OSCAR	3-3	3.88	40	0	0	0	3	58.0	55	26	25	3	2	28	47	1	0
DORMAN, RICH	1-2	2.80	25	1	0	0	4	45.0	36	19	14	1	0	24	62	10	0
DOWDY, JUSTIN	2-3	5.92	10	1	0	0	0	24.1	25	18	16	1	1	7	23	2	0
FULMER, T.A.	9-8	2.58	27	27	5	0	0	167.2	154	60	48	5	5	37	130	4	0
HEASTON, BRYAN	2-2	2.87	41	0	0	0	8	53.1	53	20	17	0	1	26	21	5	1
HERNANDEZ, FELIX	0-0	1.93	2	2	0	0	0	14.0	9	4	3	1	0	3	18	0	0
HINTZ, BEAU	0-4	8.39	6	6	0	0	0	24.2	37	24	23	3	0	6	21	0	0
JIMENEZ, CESAR	8-11	2.94	28	20	0	0	0	125.2	134	61	41	7	2	46	76	10	0
LIVINGSTON, BOBBY	15-7	2.73	26	26	1	0	0	178.0	176	72	54	10	12	28	105	1	3
MARTINEZ, MIGUEL	21-1	1.13	24	3	0	0	2	55.2	41	9	7	1	1	17	69	2	2
MOORHEAD, MICHAEL	0-2	9.00	5	0	0	0	3	4.0	7	4	4	0	0	5	5	0	0
MORROW, DAVID	0-0	6.48	6	0	0	0	0	8.1	7	7	6	2	0	7	9	4	0
OVALLS, JUAN	0-0	3.00	2	0	0	0	0	3.0	3	1	1	0	0	1	4	0	0
ROWLAND-SMITH, RYAN	3-0	1.11	13	0	0	0	1	32.1	22	13	4	0	3	14	37	0	0
SANDOVAL, JUAN	11-10	4.46	27	27	0	0	0	157.1	190	97	78	8	12	58	73	12	0
VIANE, DAVID	3-4	3.12	34	0	0	0	6	60.2	59	24	21	1	3	18	45	8	0
WATSON, TANNER	6-7	4.58	23	23	1	0	0	116.0	142	79	59	5	15	53	80	10	4
WEAR, GREG	0-0	3.15	17	0	0	0	0	20.0	22	9	7	0	2	6	8	0	0

PLAYOFF STATISTICS

BATTERS	AVG	G	AB	R	H	2B	3B	HR	RBI	BB	SO	SB	CS	SLG	OBP	E
ARROYO, CARLOS	.444	2	9	0	4	0	0	0	1	0	2	0	1	.444	.444	2
BOHN, T.J.	.286	2	7	1	2	0	0	0	0	2	0	0	0	.286	.444	0
GARCIA-PARRA, MICHAEL	.222	2	9	1	2	0	0	0	0	0	3	0	0	.222	.222	1
HAGEN, MATT	.125	2	8	0	1	0	0	0	0	1	2	0	1	.125	.222	0
HARRINGTON, COREY	.333	2	6	2	2	0	0	0	0	2	1	0	0	.333	.500	0
HARRIS, GARY	.375	2	8	2	3	1	0	0	2	1	1	0	0	.500	.444	0
METHENY, BRENTON	.250	2	8	1	2	0	0	0	0	1	2	0	0	.250	.333	0
NELSON, JON	.250	2	8	1	2	0	0	1	4	0	4	0	0	.625	.222	0
RIVERA, RENE	.000	2	5	0	0	0	0	0	0	4	3	0	0	.000	.444	0

PITCHERS	W-L	ERA	G	GS	CG	SHO	SV	IP	H	R	ER	HR	HB	BB	SO	WP	BK
DELGADO, OSCAR	0-0	40.50	1	0	0	0	0	0.2	4	3	3	0	0	0	0	0	0
DOWDY, JUSTIN	0-0	0.00	1	0	0	0	0	0.2	2	0	0	0	0	0	0	0	0
FULMER, T.A.	0-1	10.80	1	1	0	0	0	3.1	7	5	4	1	0	3	5	0	0
HEASTON, BRYAN	0-0	0.00	1	0	0	0	0	0.1	0	0	0	0	0	0	0	0	0
LIVINGSTON, BOBBY	0-1	6.75	1	1	0	0	0	6.2	10	5	5	0	0	2	4	0	0
MARTINEZ, MIGUEL	0-0	1.93	1	0	0	0	0	4.2	1	1	1	0	0	2	6	0	1
OVALLS, JUAN	0-0	0.00	1	0	0	0	0	0.2	0	0	0	0	0	0	2	0	0
VIANE, DAVID	0-0	0.00	1	0	0	0	0	0.0	1	2	2	0	0	1	0	0	0

EVERETT AQUASOX

BATTERS	AVG	G	AB	R	H	2B	3B	HR	RBI	BB	SO	SB	CS	SLG	OBP	E
BLAKELEY, ERIC	.303	59	195	31	59	9	2	3	24	19	36	13	2	.415	.371	12
BRADFORD JR., SAMUEL	.239	55	184	36	44	6	2	5	21	27	57	13	6	.375	.340	1
COLBRUNN, GREG	.667	1	3	0	2	1	0	0	0	1	0	0	0	1.000	.750	0
COLTON, CHRIS	.260	71	250	33	65	12	1	5	32	38	60	16	9	.376	.359	4
CORDOVA, ROMAN	.208	16	53	2	11	2	0	0	2	2	5	2	0	.245	.276	0
COX, MICHAEL	.194	55	175	22	34	9	0	4	20	23	55	3	2	.314	.292	10
CRUZ, ELVIS	.115	7	26	1	3	0	0	0	3	0	10	0	0	.115	.115	0
DUTTON, JEREMY	.269	66	245	29	66	6	2	2	32	31	37	11	4	.335	.352	8
ELLISON, JOSH	.269	49	182	26	49	4	2	4	26	16	42	12	4	.379	.337	5
GRIFFIN, BROCK	.135	23	52	6	7	0	0	1	7	10	25	0	1	.192	.270	0
JONES, ADAM	.462	3	13	2	6	1	0	0	4	1	3	0	0	.538	.467	2
KROSKI, CHRIS	.189	14	37	3	7	2	1	0	2	8	10	0	1	.297	.333	1
LAHAIR, BRYAN	.244	57	201	26	49	14	0	2	20	11	40	4	3	.343	.286	3
LENTZ, BRIAN	.217	35	106	15	23	4	0	1	12	9	19	3	1	.283	.298	1
MADURO, JORGE	.250	15	56	5	14	1	0	2	9	4	15	0	0	.375	.290	4
NAVARRO, OSWALDO	.258	61	233	42	60	12	1	0	23	10	39	16	3	.318	.302	19
ORLANDOS, NICK	.317	69	265	41	84	13	4	2	31	12	22	14	7	.419	.361	11
ROGELSTAD, MATT	.276	16	58	7	16	2	0	0	13	0	9	1	0	.310	.311	0
RUCHTI, JUSTIN	.276	21	76	9	21	2	0	1	8	3	13	1	0	.342	.305	2
WOMACK, JOSH	.297	41	155	25	46	9	4	3	18	19	40	8	5	.465	.374	3

PITCHERS	W-L	ERA	G	GS	CG	SHO	SV	IP	H	R	ER	HR	HB	BB	SO	WP	BK
ABRAMS, CASEY	0-0	7.11	4	0	0	0	0	0	6.1	5	5	1	0	7	7	1	0
ACOSTA, NIBALDO	0-0	3.60	10	0	0	0	0	15.0	14	6	6	1	0	6	10	1	0
ALCANTARA, AUDY	0-4	8.67	19	4	0	0	0	36.1	40	37	35	7	11	26	34	8	0
CHANG, KENLY	0-0	2.97	24	0	0	0	1	36.1	37	13	12	4	1	16	37	6	0
FORBES, TERRY	0-0	3.52	6	0	0	0	0	7.2	14	7	3	0	1	3	2	2	0
FRYE, RANDALL	5-4	4.79	13	12	0	0	0	62.0	73	40	33	4	3	33	53	6	1
HAYS, SAM	2-3	4.89	18	7	0	0	0	42.1	44	29	23	1	7	37	31	10	1
HERNANDEZ, FELIX	7-2	2.29	11	7	0	0	0	55.0	43	17	14	2	8	24	73	7	0
HINTZ, BEAU	5-7	4.20	14	14	0	0	0	81.1	75	43	38	4	7	35	62	6	2
MOORHEAD, MICHAEL	0-1	1.57	21	0	0	0	13	23.0	27	7	4	0	2	6	28	4	0
MORROW, DAVID	0-2	10.03	5	4	0	0	0	11.2	12	13	13	0	2	15	9	1	0
O'FLAHERTY, ERIC	1-0	3.38	3	1	0	0	0	10.2	8	5	4	1	2	3	7	1	0
OCKERMAN, JUSTIN	1-2	4.88	22	0	0	0	0	31.1	24	25	17	1	2	31	24	7	0
OLDHAM, THOMAS	5-3	2.86	13	11	0	0	0	63.0	48	27	20	2	4	23	63	0	1
OVALLLES, JUAN	1-2	5.40	21	0	0	0	3	26.2	29	18	16	4	1	10	40	1	0
PEREZ, ELVIS	0-0	1.29	2	2	0	0	0	7.0	5	1	1	0	0	0	10	0	0
PERRY, BRANDON	0-2	1.29	3	0	0	0	0	7.0	4	3	1	0	0	6	11	1	0
RAMIREZ, VICTOR	4-7	5.29	16	10	0	0	0	68.0	79	49	40	7	2	31	70	4	2
ROSE, BRAD	0-3	5.11	20	2	0	0	0	44.0	54	32	25	5	4	17	24	2	0
SASAKI, KAZUHIRO	0-1	22.50	2	2	0	0	0	2.0	5	5	5	3	0	0	5	0	0
STITT, BRIAN	1-1	4.50	15	0	0	0	2	26.0	28	14	13	3	0	10	19	2	1

SINGLE GAME STRIKEOUT LEADERS

PLAYER	SO	# OF TIMES	LAST DONE
Randy Johnson	19	2	8/8/97 vs. Chi.
Randy Johnson	18	1	9/27/92 at Tex.
Randy Johnson	16	2	7/18/97 vs. K.C.
Mark Langston	16	1	5/10/88 at Tor.
Mike Moore	16	1	8/19/88 at N.Y. (2)
Randy Johnson	15	12	7/11/98 vs. Ana.
Mark Langston	15	1	6/25/86 vs. Clev.
Mark Langston	14	4	5/24/87 vs. Tor.
Randy Johnson	14	5	7/13/97 vs. Tex.
Randy Johnson	13	9	8/15/97 #1 at Bal.
Erik Hanson	13	1	5/19/93 at Tex.
Mike Moore	13	1	8/24/88 at Balt. (2)
Gaylord Perry	13	1	4/20/82 vs. Cal.
Randy Johnson	12	16	7/28/98 vs. Cle.
Mark Langston	12	3	8/29/84 vs. Det.
Mike Moore	12	2	8/14/85 vs. Cal.
Freddy Garcia	12	2	9/11/02 at Tex.
Chris Bosio	12	1	4/18/93 at Det.
Paul Abbott	12	1	8/23/99 vs. Cle.
Joel Pineiro	12	1	5/30/03 at Min.
Ken Cloude	11	1	5/23/98 vs. Tam.
Jeff Fassero	11	1	9/6/98 vs. Balt.
Jamie Moyer	11	1	4/6/98 vs. N.Y.
Joel Pineiro	11	1	8/7/01 vs. Tor.
Eight others	11	42	

PEORIA MARINERS

BATTERS	AVG	G	AB	R	H	2B	3B	HR	RBI	BB	SO	SB	CS	SLG	OBP	E
BALENTIEN, WLADIMIR	.283	50	187	42	53	12	5	16	52	22	55	4	2	.658	.363	3
BRADFORD JR., SAMUEL	.250	4	16	2	4	2	0	0	3	1	3	0	0	.375	.333	0
CHRISTENSEN, RYAN	.200	4	10	0	2	0	0	0	2	2	3	0	0	.200	.333	1
CIRILLO, JEFF	.292	6	24	2	7	0	0	0	0	4	2	0	1	.292	.414	0
CONNORS, GREG	.259	7	27	7	7	2	0	0	6	4	2	0	0	.333	.355	1
CRAIG, CASEY	.331	35	142	27	47	11	2	1	21	13	27	10	2	.458	.385	4
CRUZ, ELVIS	.231	40	156	20	36	3	2	2	19	15	33	4	1	.314	.297	6
DENNY, JOHN	.417	3	12	3	5	2	1	0	2	2	0	0	2	.750	.500	0
HERN, CRAIG	.222	3	9	1	2	0	0	0	0	0	1	2	1	.222	.364	2
HRYNIO, MIKE	.500	16	4	3	2	0	0	0	1	2	1	0	0	.500	.667	1
HYMON, JAMES	.148	37	115	15	17	1	2	0	7	18	51	7	2	.191	.275	8
JONES, ADAM	.284	28	109	18	31	5	1	0	8	5	19	5	1	.349	.368	10
METHENY, BRENTON	.379	24	95	21	36	7	5	2	22	16	16	7	3	.621	.465	10
OZORIA, PEDRO	.262	39	141	17	37	7	2	1	12	14	34	1	2	.362	.338	6
QUINTERO, CESAR	.323	28	96	16	31	6	1	1	16	7	23	1	1	.438	.377	4
ROGELSTAD, MATT	.393	15	61	11	24	4	1	0	11	1	5	1	0	.492	.403	6
SANDEL, GEORGE	.263	50	205	36	54	11	1	0	20	34	27	14	5	.327	.369	10
SCHWEIGER, BRIAN	.288	40	125	21	36	9	1	1	15	18	23	0	0	.400	.380	7
SOTO, LUIS	.305	32	118	22	36	6	1	3	24	7	18	1	1	.449	.368	4
STRONG, JAMAL	.714	2	7	5	5	0	1	0	4	3	1	3	0	1.000	.692	1
UDY, NICHOLAS	1.000	1	2	2	2	0	0	0	0	1	0	1	0	1.000	1.000	1
WARE, MATTHEW	.533	5	15	5	8	0	1	0	2	1	1	2	0	.667	.563	0
WILSON, MICHAEL	.311	48	177	33	55	9	3	3	25	20	46	6	6	.446	.391	5
WU, CHAO	.279	29	86	12	24	3	2	1	11	5	18	1	0	.395	.326	4

PITCHERS	W-L	ERA	G	GS	CG	SHO	SV	IP	H	R	ER	HR	HB	BB	SO	WP	BK
BELLO, CIBNEY	1-1	6.56	11	5	0	0	0	35.2	42	27	26	8	4	19	27	3	0
BERGDALL, KENDALL	3-4	5.87	9	8	0	0	0	30.2	40	25	20	1	1	20	27	8	2
BERNAT, DAVID	1-2	9.89	14	0	0	0	0	23.2	35	28	26	2	2	12	17	5	0
CUEVAS, ALVIN	0-0	4.50	1	0	0	0	0	2.0	3	1	1	0	0	0	1	0	0
DORN, TIMOTHY	0-0	9.00	6	1	0	0	0	11.0	17	11	11	0	0	6	8	5	0
FAGAN, ROBERT	1-2	4.36	9	7	0	0	0	33.0	40	22	16	0	0	6	24	5	0
FALCONER, KENNY	1-1	8.64	7	0	0	0	0	8.1	8	8	8	0	2	11	4	2	0
FEIERABEND, RYAN	2-3	2.61	6	5	0	0	1	20.2	23	11	6	0	1	6	12	1	1
FLORES, RUBEN	2-2	3.73	9	7	0	0	0	31.1	28	18	13	1	7	12	26	3	1
FORBES, TERRY	4-0	5.18	11	6	0	0	0	40.0	42	29	23	2	6	14	20	2	0
HALL, VANCE	2-2	4.89	9	9	0	0	0	46.0	42	26	25	4	2	20	31	2	1
HRYNIO, MIKE	2-3	4.07	14	0	0	0	0	24.1	31	20	11	0	1	9	20	1	0
JAMES, CRAIG	2-0	3.81	14	0	0	0	2	26.0	26	12	11	0	3	4	19	3	1
LEAIST, RYAN	1-1	5.14	11	0	0	0	0	14.0	12	12	8	0	1	12	19	8	2
MARTINEZ, ROMAN	0-1	6.86	12	0	0	0	0	21.0	34	20	16	1	1	12	24	7	0
MORROW, DAVID	1-2	2.19	8	4	0	0	0	24.2	18	8	6	0	3	16	19	6	0
NOTTINGHAM, SHAWN	1-0	3.72	12	0	0	0	0	19.1	17	10	8	2	2	8	17	0	0
O'FLAHERTY, ERIC	3-0	1.95	13	1	0	0	0	27.2	17	10	6	1	2	7	20	0	0
PERRY, BRANDON	1-0	2.55	17	0	0	0	8	17.2	15	8	5	0	2	4	24	2	0
SUNDSTROM, MATHEW	0-0	9.00	1	0	0	0	0	1.0	1	1	1	0	0	3	1	0	0
TUCKER, CORDOZA	1-1	5.50	12	1	0	0	1	18.0	20	16	11	0	2	7	11	5	1
WANG, CHAO	0-0	0.00	1	0	0	0	0	1.2	3	0	0	0	0	0	1	0	0
WOERMAN, JOSEPH	1-0	5.06	7	1	0	0	0	10.2	14	6	6	0	5	5	9	2	0

MARINERS ALL-TIME SINGLE-SEASON STOLEN BASE LEADERS

Player	Year	SBs
1. Harold Reynolds	1987	60 *
2. Julio Cruz	1978	59
3. Ichiro Suzuki	2001	56 *
4. Julio Cruz	1979	49
5. Julio Cruz	1982	46
Alex Rodriguez	1998	46
7. Julio Cruz	1980	45
8. Brian Hunter	1999	44 *
9. Julio Cruz	1981	43
10. Phil Bradley	1987	40
11. Mark McLemore	2001	39

*led league

MINOR LEAGUE STAFF

GOFF, Mike

Coordinator of Instruction

Born September 30, 1962...resides in Peoria, AZ with wife Mary, daughters Crystal and Katie and son Connor...starting 13th season in Mariners organization and eighth as coordinator of instruction...managed Wisconsin to the Midwest League Championship series in 1996 and was manager of the West team in the league's All-Star Game...managed at Wisconsin in 1995...spent 1993-94 as manager at Bellingham...took 1993 Baby M's to second consecutive division title in first season at helm; swept Everett in season-ending four-game series to overtake Giants and claim crown...in 1992, began his professional coaching career as a minor league coach with class-AA Jacksonville...spent previous three years as an assistant coach at the University of South Alabama...graduated from Davidson H.S. in Mobile, AL, where he led team to back-to-back state championships in 1979-80...graduated from Enterprise State J.C. in 1982 and was 1982 MVP of Alabama junior colleges...attended the University of Alabama-Birmingham...named to All-Sunbelt Conference teams in 1983-84...was selected by the Boston Red Sox in the 21st round of the 1984 June draft...played in Red Sox system from 1984-88...in 1984 with Elmira in the New York-Penn League, batted .296 with 12 HR and 51 RBI and was named club MVP...missed entire 1988 season with back injury that eventually ended his career.

ADAMS, Glenn

Hitting Coordinator

Born October 4, 1947...resides in Sedan, NM with wife Linda and sons Matt and Dusty...beginning his fourth season with the Mariners as hitting coordinator...spent 1995-2000 as hitting coach for the Chicago Cubs triple-A affiliate, Iowa Cubs...from 1989-94, was a hitting instructor in Minnesota's minor league system...was a manager for Cleveland's rookie ball and single-A teams from 1986-88, compiling a 196-151 record...led the Kinston club to the Carolina League championship with an 88-52 regular season record in 1988...attended Springfield (MA) College where he was an All-American in baseball...was drafted by Houston in the first round of the 1968 June draft...spent six seasons in the minors and his .352 average with Phoenix in 1974 was tops in the Pacific Coast League...batted .280 in eight big league seasons with San Francisco (1975-76), Minnesota (1977-81) and Toronto (1982)...his eight RBI against Chicago on June 26, 1977 is still tied for the Twins single-game record.

CLARIZIO, Mickey

Trainer Coordinator

Born April 1, 1952...resides in Surprise, AZ...begins his seventh season as the trainer coordinator...was Peoria's trainer from 1995-97...spent previous ten years as athletic trainer at Sheldon H.S. in Eugene, OR...also served as a teacher/trainer at Jefferson H.S. from 1979-82...worked as a trainer in the Cincinnati Reds farm system from 1974-79...at Eugene in 1978, his assistant was current Seattle head trainer Rick Griffin...holds B.S. and M.S. degrees in physical education from the University of Oregon...is a member of the National Athletic Trainers Association.

CLIFFORD, James

Strength and Conditioning Coordinator

Born March 23, 1970...resides in Peoria, AZ with wife Kimberly and daughters Kaelyn and Kennedy...begins his seventh season as strength coordinator...responsible for implementing weight training programs at all levels of Seattle's minor league system...was back in uniform with Orlando Rays for two games in 1998; made only career double-A appearance July 1, flying out as a pinch hitter...spent 1992-1997 in the Mariners' farm system as a player...hit 75 home runs in his six-year Minor League career, including 25 at single-A Lancaster in 1997...began pro baseball career with Bellingham in 1992...graduated from Ingraham H.S. in Seattle, WA in 1988, where he was an all-state selection in football and baseball...originally selected by the Mariners in 19th round of 1988

CLIFFORD (continued)

draft, but elected to attend the University of Washington...starred in baseball and football, where he led the Pac-10 in tackles (164) in 1989 as an inside linebacker...was a member of the Huskies' 1991 National Championship team...played one season of college baseball in 1992 and led squad to its first NCAA postseason appearance since 1959...batted .304 with 10 home runs, then the second highest home run total in school history (behind Mike Blowers).

HANSEN, Roger

Catching Coordinator

Born August 28, 1962...resides in Stanwood, WA with wife Lynn...begins his second season as catching coordinator in the Mariners organization...coached at Everett in 2002 after 1998-2001 as a roving catching instructor for the Orix Blue Wave organization in Japan...spent eight seasons in the Mariners organization from 1990-97...was the roving catching instructor in 1997 after managing the Everett AquaSox in 1996...spent 1993-95 as coach at Peoria in the Arizona League...was the youngest coach in the Majors in 1992, working as Seattle's bullpen coach...in 1991, worked as Mariners first-ever roving catching instructor...began coaching career in 1990 with Mariners class-A Peninsula affiliate...spent 10 seasons as a player in the minor leagues, the final three (1987-89) bouncing between the AA and AAA levels in the Mariners system...was acquired by Seattle as a free agent in January, 1987 after beginning his career in Kansas City's farm system...in 1983 at Fort Myers, led Florida State League catchers in fielding (.933)...named to SAL All-Star team in 1982 after hitting .293 with 15 HR and 94 RBI...originally signed as the Royals second-round pick in 1980 June draft.

KELLER, Buzzy

Special Assignment Coach and Scout

Carlton Roy "Buzzy" Keller...born Sept. 3, 1933 in Mason, TX...resides in Seguin, TX with his wife, Bertha Marie Johnson...has two sons and one daughter...begins his second season as a special assignment coach and scout for Seattle...spent 1994-2002 as a scout for the Chicago Cubs organization after holding scouting and instructor duties with the Cleveland Indians for three seasons...held numerous duties with the Pittsburgh Pirates organization from 1980-90 including Director of Player Development...was a minor league manager and instructor in St. Louis Cardinals organization from 1976-78 after working with the Kansas City Royals Baseball Academy from 1970-74...spent 1960-70 as an instructor and baseball coach at Texas Lutheran College...was a high school teacher and coach in 1958-59 after playing in the Chicago Cubs minor league system in the spring of 1958...graduated from Mason (TX) H.S. in 1950, and attended Texas A&M from 1950-52...graduated from Texas Lutheran College in 1955 with a B.S. in Physical Education with a minor in biology...obtained a Master's in Physical Education and Administrative Education from Southwest Texas State University...served in the U.S. Army from 1955-57.

McLISH, Cal

Special Assignment Pitching Coach

Calvin Coolidge Julius Caesar Tuskahoma McLish...Born December 1, 1925 in Anadarko, OK...resides in Edmond, OK with wife Ruth...has four kids and 12 grandchildren...begins fourth season as a special assignment pitching coach...worked with Mariners pitchers during Spring Training in 1992-93...coached 16 years in the big leagues with Philadelphia, Montreal and Milwaukee...was pitching coach of the 1982 Brewers club that advanced to the World Series...pitched a total of 15 Major League seasons with seven different clubs, finishing with a 92-92, 4.01 record...enjoyed best year in 1959, going 19-8, 3.83 with Cleveland...pitched two innings in the 1959 All-Star Game and was later named to The Associated Press All-Star Team...set Major League record with 16 consecutive road victories...began playing career as an 18-year old with the Brooklyn Dodgers.

RICE, Pat

Pitching Coordinator

Born November 2, 1963...resides in Sun City, AZ with wife Debbie and sons Stephen, Anthony and Daniel...begins his fifth season as the Mariners pitching coordinator...under his watch in 2001, four of Seattle's minor league clubs finished first or second in ERA in their respective leagues (Tacoma, 1st, 3.74; San Antonio, 2nd, 3.85; San Bernardino, 2nd, 3.45; Wisconsin, 1st, 2.96)...spent 1998-99 seasons as the Mariners' double-A pitching coach...helped New Haven staff finish second in the Eastern League in ERA (3.85) and amass a club-record 1,059 strikeouts in 1999...was pitching coach at Wisconsin from 1995-97...in 1996, helped Greg Wooten to a 7-1 mark with a 2.47 ERA and Mariners minor league Pitcher of the Year honors...spent two years out of baseball after pitching in the Mariners organization 1986-92...made M.L. debut on May 18, 1991 vs. New York in Yankee Stadium and was a 4-1 winner...did not allow a run over his first 13 innings pitched establishing a club record for scoreless innings to start a career...attended Cochise J.C. and the University of Arkansas...was named All-State and All-America in 1981 and 1982 at Air Academy H.S. in Colorado Springs, CO.

SLATON, Jim

Special Assignment Coach

Born June 19, 1950...resides in Palmdale, CA with wife Kelly...has a son Jonathan and a daughter Jennifer...begins his eighth season in the Mariners organization, first as Special Assignment Coach...spent previous five seasons as Tacoma's pitching coach after spending the 1997 and 1998 seasons with Lancaster...missed most of 2001 season to spend time with ill brother who passed away during the season...spent 1995-96 as the pitching instructor for Daytona in the Chicago Cubs system...coached in the Oakland A's organization 1992-94 with two years at single-A Medford followed by a season at the A's Rookie club in Scottsdale...pitched 16 seasons in the big leagues with Milwaukee (1971-77, 1979-83), Detroit (1978, 1986) and California (1984-85)...earned 151 M.L. victories during his career...named to the 1977 American League All-Star team...was the winning pitcher in Game 4 of the 1982 World Series.

STILES, Ryan

Equipment Manager

Born October 17, 1973...resides in Peoria, AZ with wife Amanda and son Luke...beginning his third season as Mariners minor league equipment manager, his 6th season with the Mariners organization...worked three seasons in Mariners Finance department in Seattle...graduated from R.A. Long H.S. in Longview, WA in 1992 where he played football and baseball...graduated from Central WA. U. in 1997 with a degree in Physical Education and Health.

MARINERS WHO HAVE HIT 25 HRs

Ken Griffey Jr.	56 (1998)	Willie Horton	29 (1979)
Ken Griffey Jr.	56 (1997)	Alvin Davis	29 (1987)
Ken Griffey Jr.	49 (1996)	Edgar Martinez	29 (1995)
Ken Griffey Jr.	48 (1999)	Edgar Martinez	28 (1997)
Ken Griffey Jr.	45 (1993)	Jim Presley	28 (1985)
Jay Buhner	44 (1996)	Lee Stanton	27 (1977)
Alex Rodriguez	42 (1998)	Alvin Davis	27 (1984)
Alex Rodriguez	42 (1999)	Jim Presley	27 (1986)
Alex Rodriguez	41 (2000)	Ken Phelps	27 (1987)
Ken Griffey Jr.	40 (1994)	Jay Buhner	27 (1991)
Jay Buhner	40 (1995)	Ken Griffey Jr.	27 (1992)
Jay Buhner	40 (1997)	Jay Buhner	27 (1993)
Edgar Martinez	37 (2000)	Phil Bradley	26 (1985)
Bret Boone	37 (2001)	Edgar Martinez	26 (1996)
Alex Rodriguez	36 (1996)	Jay Buhner	26 (2000)
Bret Boone	35 (2003)	Danny Tartabull	25 (1986)
Gorman Thomas	32 (1985)	Jay Buhner	25 (1992)
Tino Martinez	31 (1995)	Mike Cameron	25 (2001)
Paul Sorrento	31 (1997)	Mike Cameron	25 (2002)
Edgar Martinez	29 (1998)		

MINOR LEAGUE MANAGERS

BROWN, Daren

A-Inland Empire

BORN: June 13, 1967

BATTED: Right **THREW:** Right **HEIGHT:** 6-4 **WEIGHT:** 185

Born June 13, 1967 in Holdenville, OK...resides in Amarillo, TX with wife, Cindy...begins his fourth season in the Mariners organization...led the club's single-A affiliate, the Wisconsin Timber Rattlers to a 69-66 record in 2003...Wisconsin earned a playoff berth with a 38-28 first half and finished second in the division...the Timber Rattlers lost to Beloit 2-0 in the first round of the postseason...managed the club's single-A affiliate, the San Bernardino Stampede, in 2001-02...led club to 77-63 overall record in 2002 and first place finish in the first half of the season...fell to Lake Elsinore in first round of playoffs...helped San Bernardino reach the postseason in 2001 with a 43-27 second-half record, tops in the South Division...fell to High Desert in the first round of the playoffs...spent 1994-2000 with the independent league Amarillo (TX) Dillas...was the club's manager from 1998-2000, compiling a 203-77 (.725) record which included winning the Texas-Louisiana League Championship in 1999...was a pitching coach from 1994-97...along with his coaching duties, compiled a 60-24 record as a starting pitcher from 1994-99...was named to the league All-Star team from 1995-98 and was named the league's Most Valuable Pitcher in 1995, 1997 and 1998...spent 1989-93 pitching in the Toronto Blue Jays organization, spending his final two seasons with double-A Knoxville...finished his pro career with a 90-49 overall record...graduated from Southeastern Oklahoma State University in 1994 with a degree in recreation...his father, Paul, pitched for the Philadelphia Phillies from 1961-63 and 1967.

MANAGERIAL RECORD

YR	CLUB	LG	W	L	PCT.	FINISH
98	Amarillo	Tex-LA (ind.)	64	20	.762	1st in division
99	Amarillo	Tex-LA (ind.)	63	21	.750	1st in division/won championship
00	Amarillo	Tex-LA (ind.)	76	36	.679	1st in division
01	San Bernardino	California	76	64	.543	4th/1st in division
02	San Bernardino	California	77	63	.550	1st/7-2nd in division
03	Wisconsin	Midwest	69	66	.511	2 nd /7 th in division
Career Totals			356	204	.636	

BRUNDAGE, Dave

AA-San Antonio

BORN: October 6, 1964

BATTED: Right **THREW:** Right **HEIGHT:** 5-10 **WEIGHT:** 190

Born October 6, 1964...resides in Cave Creek, AZ with wife Dameron and son Beau and twins Baylor and Barrett...begins his fourth season as manager of the Mariners double-A affiliate, the San Antonio Missions...will be his tenth season in the Mariners organization, seventh as a manager...managed San Antonio to the Texas League championship in 2003 with a 88-51 (.633) record, the second highest winning percentage in the minor leagues...led the Missions to a 18-game winning streak from April 18-May 7, the longest winning streak in the minors...named Texas League manager of the year and also named Minor League manager of the year by Baseball America...led San Antonio to Texas League championship in 2002 despite a 26-46, fourth place finish in the first half of the season...went 43-27 in the second half and beat Round Rock and Tulsa in the postseason...helped San Antonio to the playoffs in 2001...led club to a first place finish in the second half of the season with a 41-29 record, a 12-game improvement over the first half of play (29-38)...lost to Round Rock in the first round of playoffs...managed the West Division in the 2001 Texas League All-Star Game...was the hitting coach for triple-A Tacoma from 1998-2000...managed the double-A Memphis Chicks in 1997, their only season as a Mariner affiliate in the Southern League, bringing them to a 2nd place finish in the first half (37-32)...spent 1995-96 seasons managing the Mariners single-A entry in the California League...in first season at Riverside, led Pilots to 72-67 record...Pilots lost in first round of playoffs 2-1 to Rancho Cucamonga...spent the previous seven seasons as an outfielder and pitcher in the Mariners farm system...graduated from McKay H.S. in Salem, OR in 1983, where he was an All-State selection in football, basketball and baseball...attended Oregon State University and received All-America honors as an outfielder in 1986...was selected by the Philadelphia Phillies in the fourth round of the 1986 June draft and began his

BRUNDAGE (continued)

professional career as an outfielder at Clearwater...was traded to Seattle with pitcher Mike Jackson and outfielder Glenn Wilson on Dec. 9, 1987 for outfielder Phil Bradley and pitcher Tim Fortugno...in 1991 at Calgary, ranked third in the Pacific Coast League in on-base percentage (.421)...was converted to a full-time pitcher at 1992 Arizona Instructional League...was selected by the Montreal Expos in the 1992 Minor League Rule V Draft, but was released at the end of spring training...was re-signed by the Mariners as a player/coach at Calgary for 1993.

MANAGERIAL RECORD

YR	CLUB	LG	W	L	PCT.	FINISH
95	Riverside	California	72	67	.518	3rd/3rd in division
96	Lancaster	California	71	69	.507	2nd/4th in division
97	Memphis	Southern	67	72	.482	2nd/5th in division
01	San Antonio	Texas	70	67	.511	3rd/1st in division
02	San Antonio	Texas	69	73	.486	4th/1st in division/won Texas Championships
03	San Antonio	Texas	88	51	.633	1st/1st in division/won Texas Championships
Career Totals			437	399	.523	

GRIFOL, Pedro

BORN: November 28, 1969 in Miami, FL

BATTED: Right **THREW:** Right **HEIGHT:** 6-0 **WEIGHT:** 210

Resides in Miami, FL with wife Ali and daughters Lauren (9) and Amanda (6)...begins his second year as a manager, leading the Everett AquaSox...led Everett to a 32-44 season record, finishing fourth in the West Division of the Northwest league...spent 2000-03 as a Mariners scout in charge of south Florida and Puerto Rico...graduated from Christopher Columbus High School in Miami, FL in 1988, where he was selected as the Florida State High School Player of the Year...was a catcher at Florida State University from 1989-91, and appeared in the 1989 and 1991 College World Series...was also a member of the 1987 and 1989 USA Baseball Team...drafted by the Minnesota Twins in the sixth round of the 1991 June draft, and was a member of the 1991 Southern League champion Orlando Sunrays...acquired by the New York Mets in the 1995 Rule V draft...finished his career with AAA-Norfolk in 1999...attained a Bachelor of Science degree from Excelsior College/The University of the State of New York in 2001.

Short-A Everett

MANAGERIAL RECORD

YR	CLUB	LG	W	L	PCT.	FINISH
03	Everett	Northwest	32	44	.421	4th
Career Totals			32	44	.421	

ROADCAP, Steve

BORN: September 13, 1960 in Pottsville, PA

BATTED: Both **THREW:** Right **HEIGHT:** 6-0 **WEIGHT:** 190

Born September 13, 1960 in Pottsville, PA...resides in Elkview, WV with wife Connie and two children: daughter Tori (9) and son Seth (6)...begins his first season in 2003 as manager of Wisconsin, since 1999...managed Inland Empire to a 78-62 overall record, second best in the league...The 66er's beat Stockton 3-0 in the best-of-five California League Championship series...spent three seasons as Mariners catching coordinator from 2000-2002...spent 1999 as manager with Wisconsin in the Mariners organization, leading the Rattlers to 2nd half title with a 40-30 mark...swept first two rounds of playoffs before losing three games to two in Midwest League Championship Series...spent previous 16 years with the Chicago Cubs' organization as a player, coach and manager in the minor leagues...was manager at single-A Dayton in 1997 and 1998...managed single-A Rockford from 1995-96, leading the Cubbies to the playoffs both seasons...in 1995, was named the league's best managerial prospect by Baseball America...managed single-A Peoria from 1992-1994...skipped rookie-level clubs from 1988-91...began his coaching career in 1987 as an instructor at Charleston...was drafted in the 18th round by the Cubs in 1982...played five seasons in the minors as a catcher, reaching the triple-A level with Iowa in 1985 and 1986.

A-Wisconsin

MANAGERIAL RECORD

YR	CLUB	LG	W	L	PCT.	FINISH
88	Wyltheville	Appalachian	29	40	.420	8th in league
89	Wyltheville	Appalachian	34	35	.493	4th in league
90	Huntington	Appalachian	40	29	.580	2nd in league
91	Huntington	Appalachian	25	42	.373	9th in league
92	Peoria	Midwest	62	74	.456	5th/4th in division
93	Peoria	Midwest	59	79	.428	4th/5th in division
94	Peoria	Midwest	68	70	.493	3rd/2nd in division
95	Rockford	Midwest	75	65	.536	3rd/2nd in division
96	Rockford	Midwest	70	65	.516	5th/2nd in division
97	Daytona	Florida	65	73	.471	5th/2nd in division
98	Daytona	Florida	67	73	.479	2nd/4th in division
99	Wisconsin	Midwest	72	66	.522	1st/2nd in division
03	Inland Empire	California	78	62	.557	3rd/1st in division/won Cal Championships
Career Totals			744	773	.490	

ROHN, Dan

BORN: January 10, 1956

BATTED: Left THREW: Right HEIGHT: 5-8 WEIGHT: 175

Born January 10, 1956...resides in Traverse City, MI with wife Mindy...begins his 11th season as a professional manager, his seventh in the Mariners organization and fourth at Tacoma...led Tacoma to a 66-78 record for fourth place in the league...managed the Pacific Coast League All-Stars in 2002 AAA All-Star Game...part of Mariners coaching staff for last month of the season in 2002...led Rainiers to the best record in the Pacific Coast League in 2001 (85-59) and a first-round play-off series win over Sacramento...named PCL co-champions along with New Orleans...was part of the Mariners coaching staff for the final month of the season and postseason...managed the Mariners double-A team from 1998-2000...guided the Eastern League Champion New Haven Ravens to an 82-60 record in 2000, good for second place in their division...went 6-2 in two postseason series, topping the Binghamton Mets, three games to one, before beating the Reading Phillies by the same mark in the championship round...was 65-77 in inaugural campaign with New Haven in 1999...led Orlando to a 67-71 record in 1998...served as a coach of the double-A Memphis Chicks during the 1997 season...spent 1995-96 as manager of Ft. Wayne in the Twins farm system...led 1995 Ft. Wayne team to the postseason with a 75-65 record...coached at triple-A Salt Lake City in 1994...was Twins minor league infield instructor in 1993...managed single-A Ft. Myers in 1992...managed the Gulf Coast Twins in 1991...began coaching career in 1990 as a coach at triple-A Portland...professional playing career began in 1977 after being selected in the fourth round of the June draft by the Chicago Cubs...reached the Major League level briefly with the Cubs in 1983-84 and also with Cleveland in 1986...collected his first Major League hit, a triple, off Mike Scott in 1983 at Wrigley Field...also played in the Oakland and Texas organizations...played three years of baseball at Central Michigan.

AAA-Tacoma

MANAGERIAL RECORD

YR	CLUB	LEAGUE	W	L	PCT.	FINISH
91	GCL Twins	Gulf Coast	27	33	.450	4th in league
92	Ft. Myers	Florida State	46	85	.351	6th/6th in division
95	Ft. Wayne	Midwest	75	65	.536	2nd/1st in division
96	Ft. Wayne	Midwest	69	67	.507	3rd/2nd in division
98	Orlando	Southern	67	71	.486	2nd/4th in division
99	New Haven	Eastern	65	77	.458	T 3rd in division
00	New Haven	Eastern	82	60	.577	2nd/won EL Championship
01	Tacoma	Pacific Coast	85	59	.588	1st /won PCL championship
02	Tacoma	Pacific Coast	65	76	.461	4th in division
03	Tacoma	Pacific Coast	66	78	.458	4 th in division
Career Totals			647	671	.491	

STEINMANN, Scott

Rookie-Peoria

BORN: July 17, 1973

BATTED: Left **THREW:** Right **HEIGHT:** 6-2 **WEIGHT:** 185

Born July 17, 1973...resides in Cincinnati, OH...begins his second season as manager of Peoria, seventh season in the Mariners organization...managed Peoria to a 30-25 record in the Arizona League in 2003...was a coach with San Bernardino in 2002...spent 2000-2001 seasons as a coach at Wisconsin...in 1999, was roving catching instructor at the lower levels of Mariners organization prior to joining Everett as coach in June...was a catcher in the minors for the Mariners from 1996-98...played for double-A Orlando in 1998...was signed as a non-drafted free agent on Aug. 3, 1995...attended Miami of Ohio University.

HOMEGROWN MARINERS

Players born or raised in the state of Washington (25)

PLAYER	YEARS	WASHINGTON STATE TIE
Jamie Allen	1983	Born in Yakima/Davis (Yakima) HS
Larry Andersen	1981-82	Raised in Bellevue/Interlake HS/Bellevue CC
Floyd Bannister	1979-82	Raised in Seattle/Kennedy (Burien) HS
Karl Best	1983-86	Born in Aberdeen/Kent-Meridian HS
Bud Black	1981	Mark Morris (Longview) HS/Lower Columbia JC
Willie Bloomquist	2002-2003	Born in Bremerton/South Kitsap HS
Mike Blowers	1992-95, 97, 99	Bethel HS/Tacoma CC/Univ. of Washington
Mike Campbell	1987-89	Born in Seattle/Newport (Bellevue) HS
Dave Edler	1980-83	Eisenhower (Yakima) HS/WSU
Dave Heaverlo	1980	Born in Ellensburg/Moses Lake HS/Central
Tom House	1977-78	Born in Seattle
Brian Hunter	1999	Fort Vancouver HS
Tom Lampkin	1999-2001	Blanchet HS/Edmonds CC
Tom Niedenfuer	1989	Redmond HS/WSU
John Olerud	2000-2003	Born in Seattle/Interlake HS/WSU
Casey Parsons	1981	Born in Wenatchee/Gonzaga HS/Gonzaga Univ.
Ken Phelps	1983-88	Born in Seattle/Ingraham HS/WSU (1 year)
Erik Plantenberg	1993-94	Born in Renton/Newport (Bellevue) HS
Robert Ramsay	1999-2000	Born in Vancouver/MTN View HS/WSU
Aaron Sele	2000-2001	North Kitsap HS/WSU
Sean Spencer	1999	Born in Seattle/South Kitsap HS/UW
Russ Swan	1990-93	Kennewick HS/Spokane Falls CC
Rick Sweet	1982-83	Born in Longview/Mark Morris HS/Gonzaga Univ.
Dave Wainhouse	1993	Mercer Island HS/WSU
Bob Wells	1994-98	Born in Yakima/Eisenhower HS/Spokane Falls CC

MINOR LEAGUE COACHES & STAFF

BERNARD, Dwight

A-Inland Empire

Coach

Born May 31, 1952...resides on Belle River, IL with wife Barbara, son Jason and daughters Jamie and Kelly...begins his first season as pitching coach for Inland Empire...spent 2003 as Minor League Pitching Coordinator for the Milwaukee Brewers...coached in the Brewers organization from 1998-2002...coached in the Alaskan Summer league in 1997...Minor League Pitching Coordinator for the Minnesota Twins from 1990-1996...coach in the Twins organization from 1987-89...began coaching in 1986 in the Pittsburgh organization...drafted by the New York Mets in the 2nd round in 1974...spent most of his career pitching in the minor leagues for New York (1974-79), Milwaukee (1980-82), Houston (1983-84) and Baltimore (1985)...pitched in the major leagues with New York (1978-78) and Milwaukee (1981-82), pitching in the post season both years with the Brewers.

BOTTIN, Andy

Rookie-Peoria

Coach

Born June 15, 1949...resides on Camano Island, WA with wife Jeni, daughter Danielle and son Andy...begins his tenth year as a coach in the Mariners system, his third with Peoria...was a coach at Everett from 1995-2001...spent 20 years as a policeman in Seattle, retiring from the force January 15, 1995...played in the New York Yankees system 1967-72 and reached the triple-A level, but his career was cut short by military service in Vietnam...was the MVP at single-A Oneonta in 1972...member of both the ASA and USSSA softball Halls of Fame.

BUDNER, Scott

AA-San Antonio

Pitching Coach

Resides in Jacksonville Beach, FL...beginning his fifth season as a coach in the Mariners organization in 2004...spent 1995-99 in private business...was a minor league pitching coach in the Oakland organization from 1990-94...spent three seasons, 1988-90, as pitching coach at Jacksonville University...was assistant golf pro in Florida in 1986-87...had a seven-year minor league pitching career in the Baltimore and San Francisco organizations, reaching as high as triple-A...attended Eastern Connecticut State.

CHAVES, Rafael

AAA-Tacoma

Pitching Coach

Born January 11, 1968...resides in Isabela, PR with wife Ivelissa and daughter Nicole...begins his first year as pitching coach for the Rainiers...spent 2002-2003 with San Antonio...spent 2001 with San Bernardino after coaching with Wisconsin in 2000...spent the 1999 season at Everett after making his professional coaching debut with Peoria in 1998...spent 12 seasons as a minor league pitcher in the San Diego (1986-92), Baltimore (1993), Florida (1994) and Pittsburgh (1995-97) organizations...was 35-41 with 130 saves in 487 career games, five starts.

CLIPPERTON, Jeremy

A-Wisconsin

Trainer

Born May 8, 1977...resides in Scottsdale, AZ...begins his fourth season in the Mariners organization, his third with Wisconsin...was the trainer for the Northwest League Spokane Indians in 2001...was employed with Physiotherapy Associates in Glendale, AZ after completing the 2000 season as trainer for the Peoria Mariners...graduated from Truman State University in Kirksville, MO with a B.S. in 1999...was an intern trainer for the Clinton Lumberkings in 1998.

COTTO, Henry

Coach

Born January 5, 1961...resides in Chicago, IL with his wife, Laura...has two children, son Henry Jr. and daughter Claudia...begins his ninth season in the Mariners organization, his second as a coach with Inland Empire...was the base running coordinator in 2002...was a professional coach in the Mariners organization from 1996-2001...coached with Tacoma the past two seasons after coaching there in 1997...spent 1997-98 at double-A New Haven...coached at double-A Port City for the 1996 season...played in 1995 with triple-A Nashville in Chicago White Sox system before retiring in July...played in Japan for the Yomiuri Giants in 1994...played 10 seasons in the big leagues including 1988-93 with the Mariners...also played for Chicago (NL) (1984), New York (AL) (1985-86) and Florida (1993)...compiled .261 career average with 44 home runs, 210 RBI and 130 stolen bases in the Major Leagues...played both basketball and baseball while growing up and actually signed a contract to play professional basketball in Puerto Rico before deciding on a career in baseball.

A-Inland Empire

CRUZ, Tommy

Coach

Born February 15, 1951...resides in Arroyo, PR...begins 14th season in the Mariners organization, ninth as a coach at Peoria...spent 1993-94 as club's roving hitting instructor...began 1992 at Peninsula, then filled a coaching position at Bellingham when the Northwest League season began...coached in 1991 with Mariners' Tempe club...played professional baseball from 1970-85...had two brief M.L. stints, with the St. Louis Cardinals in 1973 and Chicago White Sox in 1977...spent last five years of pro career in Japan (1980-85) with Nippon Ham Fighters of the Pacific League...son Cirilo was an all-star for Lancaster, the Mariners top single-A team...nephew Jose Cruz Jr. plays for the Toronto Blue Jays.

Rookie-Peoria

GARCIA, Marcos

Pitching Coach

Born Sept. 13, 1969 in Santo Domingo, DR...resides in Phoenix, AZ with wife Ilse and four children...begins his fifth season as a professional coach in 2004...spent 2003 as pitching coach with Peoria...member of the Everett coaching staff from 2000-2002...spent 1994-98 in private business...had a six-year career (1989-94) in the Mariners minor league system, reaching as high as double-A...was originally signed by Seattle as a non-drafted free agent in 1988 by Ramon de los Santos.

Short A-Everett

GARNER, Darrin

Coach

Resides in Port Charlotte, FL with wife Karen and daughters Regan and Katie...begins his eighth season as a coach in the Mariners organization, second as coach at Everett...returned to coaching position with Everett after managing Peoria to a 19-37 record in 2002...coached in 2000-2001 with Everett...spent 1997-99 seasons as a manager in the Mariners organization...managed 1999 at single-A Lancaster...led Peoria to a 2nd place finish in both 1997 and 1998 in the Arizona League (rookie)...coached 1995-96 seasons at Mariners double-A Port City...was a coach in the Texas Rangers' farm system from 1992-94...spent six years as an infielder in the Rangers minor league system...was selected by Texas in the first round (secondary phase) of the 1985 June draft...attended Orange Coast J.C. in Los Angeles, CA.

Short A-Everett

GOROSICS, Chris

Trainer

Born June 11, 1974...resides in Surprise, AZ...beginning his fifth season in the Mariners organization, his third with San Antonio...spent 2000-01 at Wisconsin...worked the 1999 season as a trainer for the Nashville Sounds...graduated from Kent State University with a B.S. in Kinesiology and from St. Peter's College in New Jersey with a M.A. in Education.

AA-San Antonio

HOLMAN, Brad

Pitching Coach

Born February 9, 1968...resides in Wichita, KS with wife Stephanie and daughters Jessi Tyler (age 7) and Tiffani (5)...begins his third year as a minor league coach, returning to the Mariners organization for the first time since 1993...was a mechanic for Boeing Aircraft from 1996-2001...pitched professionally from 1990-96, spending time in the Mariners, Baltimore Orioles, Colorado Rockies, San Diego Padres and Kansas City Royals organizations...made 19 relief appearances with the Mariners in 1993, his only Major League season...attended Auburn University of Montgomery from 1986-89...graduated from Wichita North H.S. in 1986...brother, Brian, pitched with the Mariners from 1989-91.

A-Wisconsin

NELSON, Andrew

Trainer

Born May 21, 1975...resides in Surprise, AZ with wife Jessica and daughters Raeley and Brooklyn...begins his first season as trainer with Inland Empire...worked as a trainer with the Arizona Brewers in 2003...completed season long internship with the Peoria Mariners in 2002...head trainer at several high schools including Rainier Beach High School (Seattle) in 2002-2003...graduated from Brigham Young University with a B.S. in Athletic Training in 2000 and from University of Oregon with a M.S. in Sports Medicine in 2002.

A-Inland Empire

NODINE, Rob

Trainer

Born March 26, 1965...resides in Peoria, AZ with wife Jennifer and daughter McKenna...entering his 12th season as a part of the Mariners organization, his third with Tacoma...spent 1997-2001 at the double-A level after four seasons with the Mariners class-A affiliate in the California League...was the trainer for the West Division Team in the 2001 Texas League All-Star Game...received his B.S. in Athletic Training from the University of Nevada, Las Vegas in 1992...worked as trainer for the baseball, football, basketball and track teams, among others, while a student at UNLV...member of the National Athletic Trainers Association.

AAA-Tacoma

POLLREISZ, Terry

Coach

Born January 3, 1947 in Whitefish, MT...resides in Peoria, AZ with wife Sheila; they have two daughters: Kasha and Karlie...begins his sixth season as a coach in the Mariners organization, first as coach with Tacoma...spent previous two years as coach with San Antonio after spending the 1998-2001 seasons as the manager of the Everett AquaSox...guided the AquaSox to the best start in franchise history in 2000 (7-1)...led Everett to a 41-35 in 1999, a seven-game improvement over 1998...spent 1987-1997 as head coach at the University of Portland, following three seasons as assistant coach...coached 12 years at West Linn (OR) H.S....selected by the Baltimore Orioles in the 1969 draft...played baseball and basketball at Portland and was named Athlete of the Year in 1968 and 1969...earned a bachelor's degree (in history) in 1969 and a M.A.T. in 1977 from Portland.

AAA-Tacoma

ROETTER, Randy

Trainer

Born March 7, 1959...resides in Phoenix, AZ with wife Venessa...in his 17th season with the Mariners organization, his third with Peoria...spent 1990-2001 with the Mariners' Pacific Coast League affiliate...named 1995 Minor League Athletic Trainer of the Year by the Professional Baseball Athletic Trainers Society...was P.C.L. Trainer of the Year in 1993 as voted by his peers...was trainer for double-A Williamsport of the Eastern League in 1989...started career in Mariners organization with single-A Wausau of the Midwest League in 1988...from 1986-88 was the Head Athletic Trainer and Director of Intramurals at Thiel College in Greenville, PA...spent 1986 as Asst. Athletic Trainer at Youngstown State...worked as a trainer in the Chicago Cubs system from 1982-85...received his Masters Degree in Physical Education from Kent State in 1982...received his Bachelors of Art in Education from Youngstown State University in 1981...member of the National Athletic Trainers Association and the National Strength and Conditioning Association.

Rookie-Peoria

THURMAN, Gary

AA-San Antonio

Coach

Born November 12, 1964 in Indianapolis, IN...resides in Overland Park, KS...has two children: Andrew and Brytoney...beginning his first season as a coach in San Antonio, after spending last season with Tacoma...spent 2000-2002 managing Wisconsin...helped Timber Rattlers finish 32 games over .500 in 2001 with identical 42-26 records in the first and second halves of the season...beat Quad City in the first round of the playoffs before losing to Kane County in the second round...led the Rattlers to a 78-60 overall record in 2000, finishing second in the first half of the season (38-30) and first in the second half (40-30)...advanced to the second round of the playoffs before falling to Beloit...was 32-24 with Peoria in 1999, his first year as a manager...spent previous 16 years as a professional player...spent nine years in the majors with Kansas City (1987-92), Detroit (1993), Seattle (1995) and the New York Mets (1997)...hit .243 with two career home runs and 64 RBI as an outfielder...played 13 seasons in the minors, including 1998 with triple-A Vancouver and Newark of the Atlantic Independent League...hit .276 with 48 home runs, 480 RBI and 437 stolen bases in 1,295 minor league games.

WEBB, Spyder

Short A-Everett

Trainer

Born July 4, 1953...resides in Florence, SC...enters his 26th season in the Mariners organization, all with the club's entry in the Northwest League...received the 2003 Joe Martin Award, given to a member in the Northwest league that has shown exceptional dedication and service.

WHEELOCK, Gary

Rookie-Peoria

Coach

Born November 29, 1951...resides in Peoria, AZ...beginning his 21st season as a coach in the Mariners organization...returns to Peoria after spending 2003 as pitching coach at Everett...spent 1999-2002 as pitching coach at Peoria...was pitching coach at Everett in 1998...tutored Chris Mears to a 9-1, 2.74 record and the Mariners Minor League Pitcher of the Year award in 1998...was pitching coach for Everett during the 1996 season, and at Peoria from 1993-95...spent 1992 as pitching coach at single-A San Bernardino in the California League...was pitching coach at Mariners' single-A Bellingham club from 1988-91...began coaching career with the San Antonio Dodgers in 1981...served as the Mariners' minor league roving pitching instructor from 1983-86...coached with Oklahoma City in 1987, before re-joining the Mariners' organization in 1988...graduated from Troy H.S. in Fullerton, CA in 1969...earned an A.A. degree from Fullerton J.C. and a B.A. in social science from UC-Irvine...led NCAA College Division pitchers with a 17-2 record in 1974...was the California Angels' sixth round selection in 1974 June draft...became the first player to ever sign a contract with the Mariners on November 17, 1976...career included M.L. stints with California (1976) and Seattle (1977 and 1980).

WILLIAMS, Dana

A-Wisconsin

Coach

Born March 20, 1963...resides in Pittsburgh, PA with wife Sandra, sons Jacob and Jordan and daughter Jasmine...begins eighth season as a coach in the Mariners organization, his third with Wisconsin...coached with San Bernardino in 2001...spent 1999-2000 with Lancaster after coaching with Peoria in 1998...also spent 1997 season at Lancaster...spent 1996 as the hitting instructor for the independent league Sioux City Explorers...appeared in eight Major League games with Boston in June of 1989 and collected his only big league hit vs. Twins...played 11 seasons of professional baseball in the farm systems of the Red Sox (1983-89), White Sox (1989-90) and Cubs (1990-91)...was with independent league teams in 1992 and 1995...signed as a shortstop by the Red Sox in 1983 was converted to the outfield in 1984...named Player of the Year for New Britain Red Sox in 1985...led entire Red Sox system in batting (.327) in 1987.

MINOR LEAGUE PLAYERS

ABRAMS, Casey

LHP

BORN: July 17, 1981 in Kettering, OH

BATS: Left **THROWS:** Left **HEIGHT:** 6-4 **WEIGHT:** 200

RESIDENCE: Dayton, OH

OBTAINED: Mariners' 5th round selection in the 2003 June draft; signed by Mariners scout Ken Madeja.

Casey M. Abrams...graduated from Lebanon High School (OH) in June, 2000...played at Wright Sate University in Dayton, OH...named to the 2003 Mideast Region First Team by the Baseball Coaches Association...also a Second Team All-Horizon League selection, leading the league in innings pitched (114.1) and strikeouts (158)...ranked seventh nationally in strikeouts per nine innings of play (12.4)...made professional debut with Everett in 2003 making four relief appearances and holding opponents to a .227 average...participated in the Mariners 2003 Fall Instructional League.

LIFETIME RECORD

YR	CLUB	LG	W-L	ERA	G	GS	CG	SHO	SV	IP	H	R	ER	HR	BB	SO
03	Everett	Nwst	0-0	7.11	4	0	0	0	0	6.1	5	5	5	1	7	7

ACEVEDO, Aramis

IF

BORN: August 16, 1985 in Santo Domingo, DR

BATS: Left **THROWS:** Left **HEIGHT:** 6-2 **WEIGHT:** 180

RESIDENCE: Santo Domingo, DR

OBTAINED: Signed as a non-drafted free agent September 17, 2002; signed by Mariners scout Patrick Guerrero.

Aramis Acevedo...played in the Dominican Summer League in 2003.

ACOSTA, Jorge

RHP

BORN: August 8, 1983 in San Carlos, VZ

BATS: Right **THROWS:** Right **HEIGHT:** 5-11 **WEIGHT:** 170

RESIDENCE: San Carlos, VZ

OBTAINED: Signed as a non-drafted free agent September 5, 2002; signed by Mariners scout Emilio Carresquel.

Jorge Jose Acosta...played for Aguirre of the Venezuelan Summer League in 2003...finished the season 4-0 with two saves, 55 strikeouts and a 1.95 ERA in 55.1 innings.

ACOSTA, Nibaldo

RHP

BORN: March 6, 1983 in Zulia, VZ

BATS: Right **THROWS:** Right **HEIGHT:** 6-1 **WEIGHT:** 185

RESIDENCE: Zulia, VZ

OBTAINED: Signed as a non-drafted free agent January 10, 2001; signed by Mariners scout Emilio Carresquel.

Nibaldo E. Acosta...pitched in 16 games with Aguirre of the Venezuelan Summer League in 2001...went 4-3, 1.96 (55.0 IP, 12 ER) with 7 walks and 30 strikeouts...went 5-3 in 11 starts with a 1.65 ERA (65.1 IP, 12 ER) in 2002 with Aguirre of the VSL...made 10 relief appearances with Everett in 2003...placed on the disabled list Aug. 14 after having surgery on his right shoulder...played for Lara in the Venezuelan Winter League.

LIFETIME RECORD

YR	CLUB	LG	W-L	ERA	G	GS	CG	SHO	SV	IP	H	R	ER	HR	BB	SO
03	Everett	Nwst	0-0	3.60	10	0	0	0	0	15.0	14	6	6	1	6	10

ALARCON, Kelvin

RHP

BORN: October 30, 1985 in Zulia, VZ

BATS: Right **THROWS:** Right **HEIGHT:** 6-2 **WEIGHT:** 180

RESIDENCE: Zulia, VZ

OBTAINED: Signed as a non-drafted free agent May 23, 2003; signed by Mariners scout Emilio Carresquel.

Kelvin Josanell Alarcon...played in the Venezuelan Summer League in 2003.

ALCANTARA, Audy

RHP

BORN: May 21, 1981 in San Pedro De Macoris, DR

BATS: Right **THROWS:** Right **HEIGHT:** 6-0 **WEIGHT:** 174

RESIDENCE: San Pedro De Macoris, DR

OBTAINED: Signed as a non-drafted free agent January 21, 2000; signed by Mariners scout Ramon De Los Santos.

Audy Alcantara...played with the Mariners Dominican Summer League team in 2000 and 2001...named Dominican team's Most Valuable Pitcher in 2002 by Mariners organization, going 6-2 with a 5.36 ERA in 17 games, 15 starts...appeared in 19 games (4 starts) with Everett in 2003...had a season high seven strikeouts on June 26 vs. Boise...suspended for three games from Aug. 22-25 due to on-field behavior...participated in the Mariners 2003 Fall Instructional League.

LIFETIME RECORD

YR	CLUB	LG	W-L	ERA	G	GS	CG	SHO	SV	IP	H	R	ER	HR	BB	SO
03	Everett	Nwst	0-4	8.67	19	4	0	0	0	36.1	40	37	35	7	26	34

ALVAREZ, Freddy

C

BORN: November 3, 1985 in Valle La Pascua, VZ

BATS: Right **THROWS:** Right **HEIGHT:** 6-1 **WEIGHT:** 190

RESIDENCE: Valle La Pascua, VZ

OBTAINED: Signed as a non-drafted free agent July 15, 2002; signed by Mariners scout Emilio Carresquel.

Freddy Junior Alvarez...attended Jose Felix Rivas High School...played for Aguirre of the Venezuelan Summer League in 2003.

ANDERSON, Craig can be found in the invited players section of the media guide.

ANDERSON, Ryan

LHP

BORN: July 12, 1979 in Southfield, MI

BATS: Left **THROWS:** Left **HEIGHT:** 6-10 **WEIGHT:** 215

RESIDENCE: Canton, MI

OBTAINED: Mariners' first round selection (19th player overall) in the 1997 June draft; signed by Mariners scout Ken Medeja

Ryan Anderson...graduated from Divine Child High School in Dearborn, MI in 1997...was 5-2, 0.68 ERA in nine games as a senior...started seven games and completed all seven, including three no-hitters...allowed just seven hits and 33 walks in 51.1 innings pitched and of the 154 outs recorded, 133 were by strike out...chosen as the Gatorade High School Athlete of the Year for the state of Michigan in 1997...began his pro career with Mariners Instructional League team in Peoria in 1997...finished with a 3-2, 2.38 (22.2 IP, 6 ER) mark overall...struck out 35 while walking 16...spent his first full professional season with single-A Wisconsin in 1998...was 3-0, 0.43 ERA (21.0 IP) in the month of April...on disabled list May 12-June 9 with a strained left tricep...152 strikeouts was the most in the Mariners minor league system...averaged 12.29 strikeouts per nine innings pitched, the third best ratio among all full season starting pitchers...named to the Midwest League All-Star team Howe Sportsdata's All-Teenager Team...named honorable mention in the Howe Sportsdata Left-Handed Pitcher of the Year balloting...spent 1999 with New Haven and led Eastern League in strikeouts (162)...set club record with 10.88 strikeouts per nine innings

ANDERSON (continued)

pitched...was second in the Eastern League in losses and walks...struck out 10 or more five times, including his last three starts...missed most of July playing in two All-Star games and with Team USA (6.2,4.2,1,2,9); beat Brazil on July 29 (6.0,3.2,1,2,9)...whiffed a season-high 12 in his final start Sept. 5 vs. Binghamton...won four-of-last-five decisions Aug. 16-Sept. 5...named New Haven's Most Valuable Pitcher...pitched for Peoria in the Arizona Fall League...made 20 starts with Tacoma in 2000, but missed part of the season on the DL...finished second in the PCL with 146 strikeouts...averaged 12.63 strikeouts per game, tops in the minor leagues...pitched exhibition game at Safeco Field vs. Philadelphia...limited righties to a .184 average (56x305) on the season...won first start of the year April 7 vs. Salt Lake, going 5.2 innings while allowing just two hits, one walk and striking out 10...had a ND but struck out 10 in second start, April 12 vs. Sacramento...earned a weather-shortened complete game victory April 28 at Edmonton (5.1,3.0,0,1,9)...started and pitched one inning for the U.S. Team in the MLB Futures Game in Atlanta, GA July 9...was 0-1, 1.33 in three July starts while holding opponents to a .169 average...struck out a season-high 13 batters vs. Calgary July 16...placed on the disabled list with a strained left shoulder July 26...reinstated and tossed two scoreless innings Sept. 4 in his final game of the season...listed by Baseball America as the top Pacific League prospect at the end of the year...missed entire 2001 season recovering from torn rotator cuff in left shoulder...had surgery March 6, performed by Dr. James Andrews...missed entire 2002 season recovering from torn labrum in left shoulder...had surgery on March 22, performed by Mariners Medical Director Dr. Larry Pedegana...spent 2003 rehabbing from his 2002 surgery...under went exploratory surgery on June 17, 2003 to repair torn labrum.

LIFETIME RECORD

YR	CLUB	LG	W-L	ERA	G	GS	CG	SHO	SV	IP	H	R	ER	HR	BB	SO
98	Wisconsin	Mid	5-5	3.23	22	22	0	0	0	111.1	86	47	40	4	67	152
99	New Haven	East	9-13	4.50	24	24	0	0	0	134.0	131	7	67	9	86	162
00	Tacoma	PCL	5-8	3.98	20	20	1	1	0	104.0	83	51	46	8	55	146
01																
02																
03																

Injured - Did Not Pitch
Injured - Did Not Pitch
Injured - Did Not Pitch

ARIAS, Oliver

RHP

BORN: August 17, 1981 in Santo Domingo, DR

BATS: Right **THROWS:** Right **HEIGHT:** 6-5 **WEIGHT:** 210

RESIDENCE: Santo Domingo, DR

OBTAINED: Signed as a non-drafted free agent March 4, 2003; signed by Mariners scout Patrick Guerrero.

Oliver Alverto Arias...played in the Dominican Summer League in 2003.

ARROYO, Carlos

OF

BORN: May 30, 1981 in Cartagena, Colombia

BATS: Left **THROWS:** Left **HEIGHT:** 5-11 **WEIGHT:** 170

RESIDENCE: Cartagena, Colombia

OBTAINED: Signed as a non-drafted free agent October 11, 1999; signed by Mariners scout Curtis Wallace.

Carlos Arroyo Guerrero...hit .389 (70x180) with 28 RBI in 45 games with San Felipe of the Dominican League in 2000...named the Most Valuable Player on the Dominican Team by the Mariners organization in 2001...played all three outfield positions with Everett in 2002...his 81 hits was third-most in the Northwest League while his .318 average ranked fourth...had 23 multi-hit games on the season, and had 16 hits over 5 games from July 24-Aug. 1...finished July with a .371 average (39x105) with 4 doubles and 11 RBI...named to the Northwest League All-Star Team...participated in 2002 Arizona Instructional League...began 2003 with Wisconsin...transferred to Everett on May 30 and back to Wisconsin June 6...scored at least one run in five consecutive games from July 6-13...had team-high 12-game hitting streak from Aug. 18-31, going 17x45 (.378) during the streak...hit .344 (32x93) with 14 RBI and 13 stolen bases in the month of July...hit safely in 17 of his last 19 games...hit .444 (4x9) with a RBI in two games during the postseason.

LIFETIME RECORD

YR	CLUB	LG	AVG.	G	AB	R	H	2B	3B	HR	RBI	HB	BB	SO	SB-CS	E	OBP
02	Everett	Nwst	.318	62	255	46	81	11	1	0	26	2	18	31	6-5	2	.366
03	Wisconsin	Mid	.273	101	359	47	98	11	2	3	40	0	34	49	18-8	2	.334

ATCHISON, Scott

RHP

BORN: March 29, 1976 in Denton, TX**BATS:** Right **THROWS:** Right **HEIGHT:** 6-2 **WEIGHT:** 180**RESIDENCE:** Fort Worth, TX**OBTAINED:** Mariners' 49th round selection in the June 1998 draft; signed by the Mariners scout Des Hamilton

Scott Barham Atchison...graduated from McCullough High School in 1994 in Granbury, TX...attended Texas Christian University...earned four letters at TCU and was named All-Southwest Conference twice and All-Western Athletic Conference once...signed with the Mariners on May 25, 1999...made professional with Wisconsin on June 14 vs. Kane County, losing 6-4...placed on Lancaster's disabled list April 6, 2000 with a right elbow sprain...transferred to Tacoma May 4...won first career complete game, 9-1, July 10 with Lancaster vs. Lake Elsinore...pitched with San Antonio in 2001...was 3-2, with a 1.17 ERA in April, allowing earned runs in just one of his five starts...was selected to the Texas League All-Star team...on DL from July 2-13 with a right groin strain...won his first three starts after being activated from the DL, going 3-0 with a 3.50 ERA in those starts...pitched in nine games, six starts, with Peoria in the Arizona Fall League...appeared in 27 games, 21 starts, with Tacoma in 2002...won first start of season, allowing just two hits and a run April 9 at Iowa...allowed two runs over three relief appearances (4.1 IP), picking up a save April 23-May 5...was 1-4 in six June starts despite a 3.48 ERA and holding opponents to a .230 batting average...finished season 5-9 with a 4.59 ERA in 21 starts, while posting a 0-1 with a 5.06 ERA and two saves in six relief appearances...had 1.36 ERA in 16 games with Lara in the Venezuela Winter League...made 39 appearances, seven starts, with Tacoma in 2003...struck out a season-high seven batters in four innings versus Edmonton on Aug. 14...threw seven shut out innings allowing only two hits on Aug. 18.

LIFETIME RECORD

YR	CLUB	LG	W-L	ERA	G	GS	CG	SHO	SV	IP	H	R	ER	HR	BB	SO
99	Wisconsin	Mid	4-5	3.42	15	13	0	0	0	81.2	67	34	31	4	25	85
00	Tacoma	PCL	1-1	3.81	5	5	0	0	0	26.0	22	11	11	3	6	18
	Lancaster	Cal	5-5	3.69	19	19	1	0	0	97.2	117	58	40	10	21	77
01	San Antonio	Tex	9-10	4.24	24	24	1	0	0	136.0	171	84	64	11	28	83
02	Tacoma	PCL	5-10	4.63	27	21	0	0	2	124.1	123	68	64	13	31	112
03	Tacoma	PCL	6-9	4.31	39	7	0	0	1	108.2	114	57	52	8	37	83

AUTY, Tim

OF

BORN: December 21, 1985 in Sydney, Australia**BATS:** Right **THROWS:** Right **HEIGHT:** 6-0 **WEIGHT:** 180**RESIDENCE:** Sydney, Australia**OBTAINED:** Signed as a non-drafted free agent on December 17, 2003; signed by Mariners scout Ted Heid.

Timothy Lawrence Auty...is under contract for the 2004 season.

JOHN ELLIS AWARD WINNERS

The Ellis Award was begun in 1998 to recognize community involvement by players in the Mariners minor league system. The 2003 winners were:

Individual Award — Travis Blackley (San Antonio)**Team Award** — San Antonio Missions

AVILA, Gerardo

IF**BORN:** July 13, 1986 in Maracaibo, Zulia, VZ**BATS:** Left **THROWS:** Left **HEIGHT:** 6-2 **WEIGHT:** 185**RESIDENCE:** Maracaibo, Zulia, VZ**OBTAINED:** Signed as a non-drafted free agent November 5, 2002; signed by Mariners scout Emilio Carresquel.

Gerardo Jose Avila...graduated from Dante Alighiri High School in July 2003...played with Aguirre in the 2003 Venezuelan Summer League.

BALBUENA, Jesus

RHP**BORN:** October 9, 1983 in Santo Domingo, DR**BATS:** Right **THROWS:** Right **HEIGHT:** 6-2 **WEIGHT:** 180**RESIDENCE:** Santo Domingo, DR**OBTAINED:** Signed as a non-drafted free agent August 10, 2003; signed by Mariners scout Patrick Guerrero.

Jesus Mateo Balbuena...is under contract for the 2004 season.

BALENTIEN, Wladimir

OF**BORN:** July 2, 1984 in Willemstad, Aruba**BATS:** Right **THROWS:** Right **HEIGHT:** 6-2 **WEIGHT:** 165**RESIDENCE:** Willemstad, Aruba**OBTAINED:** Signed as a non-drafted free agent July 14, 2000; signed by Mariners scout Karel Williams.

Wladimir R. Balentien...played in the Dominican League in 2000...hit .206 in 53 games with Aguirre of the Venezuelan League in 2001...named Venezuelan Team's Most Valuable Player in 2002 by Mariners organization...batted .283 (54x191) with 10 home runs and 39 RBI in 58 games...appeared in 50 games with Peoria in 2003...led the league in home runs (16), slugging percentage (.658), extra-base hits (33) and finished second in RBI (52)...hit safely in 33 of 50 games, including 16 multi-hit games...ended the season with a seven-game hitting streak...named Peoria's Most Valuable Player by the Seattle Mariners.

LIFETIME RECORD

YR	CLUB	LG	AVG.	G	AB	R	H	2B	3B	HR	RBI	HB	BB	SO	SB-CS	E	OBP
03	Peoria	Ariz	.283	50	187	42	53	12	5	16	52	3	22	55	4-2	3	.363

BALET, Frederico

IF**BORN:** November 11, 1977 in Rio Piedras, Puerto Rico**BATS:** Right **THROWS:** Right **HEIGHT:** 6'0 **WEIGHT:** 210**RESIDENCE:** West Palm Beach, FL**OBTAINED:** Signed as a Minor League free agent July 24, 2003; signed by Mariners scout Charley Kerfeld.

Frederico Rafael Balet...attended Cumberland College in Tennessee...played with Cook County in the 2002 season, hitting a league-best .409, and knocking in 64 runs over 78 games...started 2003 playing for the Northern League's Sioux City Explorers, leading the league in batting average (.359) with 31 RBIs and 4 home runs...named to the 2003 Northern League West Division All-Star team, hitting a two-run homer...appeared in 21 games with Inland Empire...hit .310 with 14 runs and 14 RBI...had seven multi-hit games, including one 4-hit game and three 3-hit games...hit .308 (12x39) with six runs, a double, home run, and nine RBI during the postseason.

LIFETIME RECORD

YR	CLUB	LG	AVG.	G	AB	R	H	2B	3B	HR	RBI	HB	BB	SO	SB-CS	E	OBP
03	Inland Empire	Cal	.310	21	84	14	26	3	1	2	14	4	5	12	1-0	1	.274

BALFE, Ryan

IF**BORN:** November 11, 1975 in Cornwall, NY**BATS:** Right **THROWS:** Both **HEIGHT:** 6-1 **WEIGHT:** 180**RESIDENCE:** Cornwall, NY**OBTAINED:** Signed as a minor league free agent November 4, 2003; signed by Mariners Gary Thurman.

Ryan Ross Balfe...selected by Detroit in the 8th round of the 1994 June draft...began pro career in 1994 with Bristol appearing in 43 games...played 104 games with Fayetteville in 1995...had 33 extra-base hits for Lakeland to establish a career high in 1996...established a career-high with 14 home runs playing with Lakeland and the Tiger's club in the Gulf Coast League in 1997...hit .357 (20x56) with 5 homers and 16 RBI during a 13-game hitting streak from May 3-16...connected for a triple, a home run and 3 RBI on May 9 vs. Kissimmee...hit .309 (51x165) with six home runs and 25 RBI on the road...traded by the Tigers with RHP Dan Miceli and RHP Donne Wall to the Padres for RHP Tim Worrell and OF Trey Beamon on Nov. 19, 1997...appeared in 23 games with Mobile in 1998...appeared 111 games with Mobile in 1999...hit safely in 19x20 games, hitting .390 (30x77), raising his batting average from .290 to .327...hit .338 (44x130) versus left-handed pitchers...hit .308 with runners in scoring position and .369 with runners in scoring position and two outs...had a season-high four hits on Aug. 7...signed as a minor league free agent with Toronto on Dec. 1, 2000...appeared in 130 games with Memphis in 2000...had 30 multi-hit games, including four three-hit games...hit 3x5 with two runs, a triple, a home run and five RBI on April 12 versus Orlando...hit .319 (30x94) in the month of April...signed by St. Louis June 21, 2001 after being released by the Blue Jays...appeared in 67 games with Memphis in 2001...had five hit streaks of five or more games...hit .426 (23x54) with runners in scoring position...hit .364 (12x33) versus left-handed pitchers...appeared in 6 games with Memphis in 2002 before being released on April 16...signed by independent Long Island in May...contracted purchased by the Cubs on May 16 and then back to Long Island on June 14...signed as a minor league free agent with the Expos on Feb. 10, 2003...hit .293 combined between Brevard County, Harrisburg and Edmonton in 2003...started the season off with Brevard County appearing in 30 games...hit .517 (15x29) with runners in scoring position...promoted to Harrisburg on May 11...had a 10-game hitting streak from May 12-27, hitting .444 (16x36) with 6 multi-hit games in a row...promoted to Edmonton in June 26 and hitting safely in 35x54 games.

LIFETIME RECORD

YR	CLUB	LG	AVG.	G	AB	R	H	2B	3B	HR	RBI	HB	BB	SO	SB-CS	E	OBP
94	Bristol	Appy	.215	43	121	12	26	3	0	1	11	1	23	38	2-4	10	.342
95	Fayetteville	SAL	.261	113	398	53	104	20	2	10	49	9	48	85	1-1	27	.353
96	Lakeland	FSL	.277	92	347	48	96	21	1	11	65	5	24	66	3-0	11	.330
97	Lakeland	FSL	.269	86	312	40	84	13	2	13	48	3	24	75	1-1	21	.322
	Tigers#	Gulf	.571	2	7	2	4	0	0	1	1	0	1	1	0-0	0	.625
98	Mobile	Sou	.232	23	69	9	16	5	1	2	11	0	8	10	1-0	3	.312
99	Mobile	Sou	.280	111	400	69	112	31	3	11	70	4	50	95	0-1	24	.363
00	Mobile	Sou	.262	130	462	61	121	21	4	12	66	9	46	120	3-3	5	.338
01	Syracuse	Int	.253	51	190	22	48	10	1	5	24	1	18	55	1-2	4	.319
	Memphis	PCL	.319	67	232	335	74	20	2	8	37	2	23	59	1-1	5	.384
02	Memphis	PCL	.143	6	14	0	2	0	0	0	0	0	1	3	0-0	0	.200
	Long Island	Ind	.246	61	199	18	49	17	0	5	30	3	19	49	0-0	7	.318
	West Tenn	Sou	.200	23	85	5	17	3	0	1	7	1	4	15	0-0	7	.244
03	Brevard County	FSL	.291	30	110	10	32	10	0	4	27	4	7	27	0-1	7	.350
	Harrisburg	East	.295	26	78	9	23	4	0	1	13	1	12	17	0-0	1	.391
	Edmonton	PCL	.295	54	183	33	54	13	0	6	30	1	18	40	0-0	5	.358

BARKER, Danilo

RHP**BORN:** March 3, 1986 in Providence Island, Colombia**BATS:** Right **THROWS:** Right **HEIGHT:** 6-4 **WEIGHT:** 155**RESIDENCE:** Providence Island, Colombia**OBTAINED:** Signed as a non-drafted free agent July 2, 2002; signed by Mariners scout Curtiss Wallace.

Danilo Barker...participated in the 2003 Venezuelan Summer League.

MINOR LEAGUES

BASTIDA-MARTINEZ, Evel

IF**BORN:** February 28, 1979 in Havana, Cuba**BATS:** Left **THROWS:** Right **HEIGHT:** 6-0 **WEIGHT:** 193**RESIDENCE:** Hialeah, FL**OBTAINED:** Mariners' 7th round selection in the 2002 June draft; signed by Mariners scout Pedro Grifol.

Evel Bastida-Martinez...married to wife Noelia Sanchez Paz...began pro career with Wisconsin in 2002, appearing in 11 games...hit safely in final 6 games, going 12x27 (.444)...appeared in 87 games with Inland Empire in 2003...placed on the disabled list April 3-11 with a right knee contusion...started the season off slow, but rebounded to hit .351 (45x128) in July and Aug...had a season high 12-game hitting streak, June 28-July 16...placed on Inland Empire's suspended list for the remainder of the season Aug. 19 after charging the mound.

LIFETIME RECORD

YR	CLUB	LG	AVG.	G	AB	R	H	2B	3B	HR	RBI	HB	BB	SO	SB-CS	E	OBP
02	Wisconsin	Mid	.350	11	40	8	14	1	1	0	3	0	6	5	4-4	0	.435
03	Inland Empire	Cal	.274	87	288	44	79	14	2	5	32	2	23	31	6-6	12	.330

BELLO, Cibney

RHP**BORN:** Sept. 10, 1982 in Vargas, VZ**BATS:** Left **THROWS:** Right **HEIGHT:** 6-5 **WEIGHT:** 183**RESIDENCE:** Vargas, VZ**OBTAINED:** Signed as a non-drafted free agent February 2, 2000; signed by Mariners scout Bob Engle.

Cibney R. Bello...spent 2000 pitching in the Venezuelan League...went 2-4 with a 4.83 ERA in 12 games with Aguirre of the Venezuelan League in 2001...went 7-1 with a 2.04 ERA in 14 games, 12 starts, with Aguirre in 2002...held opponents to a .219 average (56x256)...appeared in 11 games, 5 starts, with Peoria in 2003...allowed only one earned run in his last three appearances (6.2 IP)...played for Lara in the Venezuelan Winter Leagues.

LIFETIME RECORD

YR	CLUB	LG	W-L	ERA	G	GS	CG	SHO	SV	IP	H	R	ER	HR	BB	SO
03	Peoria	Ariz	1-1	6.56	11	5	0	0	0	35.2	42	27	26	8	19	27

BELTRAN, Juan

IF**BORN:** June 26, 1986 in La Victoria, DR**BATS:** Right **THROWS:** Right **HEIGHT:** 6-0 **WEIGHT:** 165**RESIDENCE:** Villa Mella, DR**OBTAINED:** Signed as a non-drafted free agent October 28, 2003; signed by Mariners scout Emilio Carresquel.

Juan Manuel Beltran...played for Campeche in the Mexican League from 1998-2003.

BENITEZ, Deybis

IF**BORN:** April 23, 1987 in Caracas, VZ**BATS:** Right **THROWS:** Right **HEIGHT:** 6-2 **WEIGHT:** 170**RESIDENCE:** Caracas, VZ**OBTAINED:** Signed as a non-drafted free agent July 15, 2003; signed by Mariners scouts Pedro Avila and Emilio Carresquel.

Deybis Jose Benitez...is under contract for the 2004 season.

BERGDALL, Kendall

LHP

BORN: December 26, 1982 in Lahoma, OK

BATS: Right **THROWS:** Left **HEIGHT:** 6-3 **WEIGHT:** 195

RESIDENCE: Lahoma, OK

OBTAINED: Mariners' 5th round selection in the 2002 June draft; signed by Mariners scout Mark Lummus.

Kendall L. Bergdall...graduated from Cimarron High School in Oklahoma in May, 2002...began pro career with Peoria in Arizona League, going 1-0 with a 5.65 ERA in 6 games...appeared in 9 games, 8 starts, with Peoria in 2003...went 2-0 to start the season allowing only two earned runs in 10 innings...allowed only one home run in 30.2 innings.

LIFETIME RECORD

YR	CLUB	LG	W-L	ERA	G	GS	CG	SHO	SV	IP	H	R	ER	HR	BB	SO
02	Peoria	Ariz	1-0	5.65	6	1	0	0	0	14.1	17	11	9	0	10	16
03	Peoria	Ariz	3-4	5.87	9	8	0	0	0	30.2	40	25	20	1	20	27

BERNAT, David

RHP

BORN: February 17, 1984 in Miami, FL

BATS: Right **THROWS:** Right **HEIGHT:** 6-3 **WEIGHT:** 185

RESIDENCE: Miami, FL

OBTAINED: Mariners' 26th round selection in the 2002 June draft; signed by Mariners scout Pedro Grifol.

David Bernat...graduated from South Miami High School in Florida in June, 2002...began pro career with Peoria in 2002, appearing in 5 games...made 14 relief appearances with Peoria in 2003.

LIFETIME RECORD

YR	CLUB	LG	W-L	ERA	G	GS	CG	SHO	SV	IP	H	R	ER	HR	BB	SO
02	Peoria	Ariz	0-0	9.53	5	1	0	0	0	5.2	5	7	6	7	0	6
03	Peoria	Ariz	1-2	9.89	14	0	0	0	0	23.2	35	28	26	2	12	17

BLACKLEY, Travis can be found in the invited players section of the media guide.

BLAKELEY, Eric

IF

BORN: Sept. 8, 1979 in Coldwater, OH

BATS: Right **THROWS:** Right **HEIGHT:** 6-2 **WEIGHT:** 185

RESIDENCE: Greenville, OH

OBTAINED: Mariners 21st round selection in the 2002 June draft; signed by Mariners scout Dave Alexander.

Eric Randolph Blakeley...graduated from Greenville (OH) High School in June, 1998...graduated from Indiana University in May, 2002 with a degree in Sports Marketing and Management with a minor in Business...batted .330 with 10 home runs and 60 RBI with the Hoosiers in 2002...began pro career with Everett and Peoria in 2002...appeared in 9 games with Everett...belted first career home run June 21 at Yakima...played 16 games with Peoria, and had a 9-game hit streak from Aug. 4-18...appeared in 59 games with Everett in 2003...started at five different positions (first base, second base, shortstop, left field and right field)...started the season off slow, but rebounded to hit .318 in the final three months of the season...awarded NWL Batter of the Week title for July 28-Aug. 3, when he drove in seven runs on seven hits, including two HR...recorded 13 runs in eight games from Aug. 4-11...had 17 multi-hit games, including five three-hit games.

LIFETIME RECORD

YR	CLUB	LG	AVG.	G	AB	R	H	2B	3B	HR	RBI	HB	BB	SO	SB-CS	E	OBP
02	Everett	Nwst	.200	9	15	3	3	0	0	1	2	0	1	5	1-0	3	.250
	Peoria	Ariz	.242	16	62	8	15	3	1	0	7	1	4	12	3-1	0	.294
03	Wisconsin	Mid	.303	59	195	31	59	9	2	3	24	4	19	36	13-2	12	.371

BLANCO, Ivan

RHP

BORN: Sept. 24, 1983 in Caracas, VZ

BATS: Right **THROWS:** Left **HEIGHT:** 6-1 **WEIGHT:** 190

RESIDENCE: Guatire, VZ

OBTAINED: Signed as a non-drafted free agent July 6, 2000; signed by Mariners scout Pedro Avila.

Ivan J. Blanco...pitched in the Dominican Summer League in 2000...appeared in 5 games with Aguirre of the Venezuelan League in 2001...went 5-0 with a save and 1.09 ERA (41.1 IP, 5 ER) in 41.1 innings pitched in 2002 with Aguirre...appeared in 12 games (10 starts) with Aguirre in the 2003 Venezuelan Summer League...finished the season 7-0 with a 0.97 ERA (74.1 IP, 8 ER) while striking out 103 and walking 15...named Aguirre's Most Valuable Pitcher by the Seattle Mariners...participated in the 2003 Arizona Instructional League...played for Lara in the Venezuelan Winter League.

BLOOD, Justin

LHP

BORN: November 20, 1979 in Keene, NH

BATS: Left **THROWS:** Left **HEIGHT:** 6-3 **WEIGHT:** 215

RESIDENCE: Swanzey, NH

OBTAINED: Mariners' 9th round selection in the 2001 June draft; signed by Mariners scout David May.

Justin Everett Blood...graduated from Monadnock Regional H.S. (NH) June 1998...attended Franklin Pierce College in Rindge, NH from 1998-2001...set a school and Northeast-10 Conference record on April 11, 2001 when he fanned 20 New Hampshire College batters in 8.0 IP...holds several Ravens pitching records, including strikeouts in a season (109 in 1999), career strikeouts (235), innings (204.2) and wins (12)...became the first student-athlete from Franklin Pierce to be drafted by any major professional sports league...began pro career with Everett in 2001, pitching relief in 10 games...participated in the Mariners Fall Instructional League...began 2002 with 2 games in Everett before being promoted to San Bernardino June 25...had a 1.32 ERA (13.2 IP, 2 ER) in nine July relief appearances...held California League opponents to a .198 batting average (18x91)...made 50 relief appearances for Inland Empire in 2003...walked 27 while striking out 77 in 58.2 innings of work...did not allow a run in his final 13 outings (13.0 IP) of the season, from July 27-Sept. 1...held opponents to a .218 average.

LIFETIME RECORD

YR	CLUB	LG	W-L	ERA	G	GS	CG	SHO	SV	IP	H	R	ER	HR	BB	SO
01	Everett	Nwstl	1-1	10.03	10	0	0	0	0	11.2	15	15	13	1	9	14
02	Everett	Nwstl	0-0	0.00	2	0	0	0	1	4.0	1	0	0	0	0	8
	San Bernardino	Cal	1-1	3.91	20	0	0	0	0	25.1	18	13	11	2	24	34
03	Inland Empire	Cal	5-2	3.07	50	0	0	0	2	58.2	48	20	20	2	27	77

BOCACHICA, Hiram

can be found in the invited players section of the media guide.

BOHN, T.J.

OF

BORN: January 17, 1980 in St. Louis Park, MN

BATS: Right **THROWS:** Right **HEIGHT:** 6-5 **WEIGHT:** 205

RESIDENCE: Otsego, MN

OBTAINED: Mariners' 30th round selection in the 2002 June draft; signed by Mariners scout Mark Lummus.

Thomas Joseph Bohn, Jr...graduated from St. Louis Park (MN) High School in May, 1998...graduated from Hutchinson (KS) Community College in 2000 and graduated from Bellevue University (Neb.) in May, 2002...began pro career with Everett in 2002, appearing in 62 games, 53 in right field...went 7x14 in 6 games June 25-July 3...named Northwest League Player of the Week for Aug. 19-25, hitting .500 (10x20) with 7 runs, 3 doubles, a home run and 3 RBI over that stretch...hit .315 (28x89) in 25 August games...participated in 2002 Arizona Instructional League...appeared in 128 games for Wisconsin in 2003...had 20 outfield assists...went 4x5 with a career-high five RBI April 24 vs. South Bend...had a

BOHN (continued)

nine-game hitting streak, April 22-May 5, hitting .350 (14x40)...hit .345 with 17 runs, eight doubles, six stolen bases and 12 RBI in the month of August.

LIFETIME RECORD

YR	CLUB	LG	AVG.	G	AB	R	H	2B	3B	HR	RBI	HB	BB	SO	SB-CS	E	OBP
02	Everett	Nwst	.245	62	212	28	52	10	0	3	20	3	29	53	7-2	1	.340
03	Wisconsin	Mid	.272	128	471	75	128	31	2	13	70	8	70	131	16-8	6	.371

BOLIVAR, Esteban

RHP

BORN: October 21, 1984 in Barquisimeto Lara, VZ

BATS: Right **THROWS:** Right **HEIGHT:** 6-2 **WEIGHT:** 160

RESIDENCE: Barquisimeto Lara, VZ

OBTAINED: Signed as a non-drafted free agent October 11, 2001; signed by Mariners scout Emilio Carresquel.

Esteban D. Bolivar...went 1-1 with a 3.68 ERA (14.2 IP, 6 ER) in 8 games with Aguirre of Venezuelan League in 2002...went 3-2 with a 3.76 ERA (26.1 IP, 11 ER) in 10 relief appearances with Aguirre of the Venezuelan League in 2003.

BONILLA, Leury

IF

BORN: February 8, 1985 in Gaspar Hernandez, DR

BATS: Right **THROWS:** Right **HEIGHT:** 6-2 **WEIGHT:** 170

RESIDENCE: Gaspar Hernandez, DR

OBTAINED: Signed as a non-drafted free agent November 3, 2002; signed by Mariners scout Patrick Guerrero.

Leury Bonilla...played in the Dominican Summer League in 2003.

BONILLA, Toma

RHP

BORN: January 28, 1983 in Miches, DR

BATS: Right **THROWS:** Right **HEIGHT:** 6-4 **WEIGHT:** 180

RESIDENCE: La Gina, Miches, DR

OBTAINED: Signed as a non-drafted free agent June 22, 2002; signed by Mariners scout Patrick Guerrero.

Toma Bonilla...played in the Dominican Summer League in 2002 and 2003.

BOONE, Matt

IF

BORN: July 18, 1979 in Willingborough, NJ

BATS: Right **THROWS:** Right **HEIGHT:** 6-2 **WEIGHT:** 175

RESIDENCE: Villa Park, CA

OBTAINED: Signed as a minor league free agent November 12, 2003; signed by Mariners scout Daren Brown.

Matthew Joseph Boone...is the son of Bob Boone and brother to Bret and Aaron...originally selected by Detroit in the 3rd round of the June 1997 draft...began pro career in 1997 with the Rookie GCL Tigers and batted .204 with 15 RBI in 48 games...started with the Tigers in 1998...finished ninth in the GCL in batting average...selected to the GCL's Postseason All-Star team...promoted to Jamestown, where he batted .303 with 1 home run and 11 RBI in nine games...played for West Michigan in 1999...produced career highs for home runs, RBI, doubles and extra base hits...belted his first career grand slam on Aug. 25 at South Bend...played for Lakeland in 2000...produced season highs with four hits, including three doubles, and five RBI on April 18 at Brevard County...played his second straight season for Lakeland in 2001...started 2002 with Lakeland...made four rehab starts with GCL Tigers after suffering a sprained right elbow...traded to Cincinnati along with RHP Brian Moehler and cash for IF David Espinosa, OF Nochie Varner and RHP Jorge Cordova on July 23...finished season with Dayton...hit safely in 12 of his last 14 games (17-52, .327, 3 HR, 14 RBI)...belted a pair of home runs, including a grand slam, and produced five RBI in the final game of the season on Sept. 2 at Burlington...appeared in five games with the GCL Reds before finishing with Dayton in

BOONE (continued)

2003...had a season-high seven-game hit streak from July 20-26.

LIFETIME RECORD

YR	CLUB	LG	AVG.	G	AB	R	H	2B	3B	HR	RBI	HB	BB	SO	SB-CS	E	OBP
97	Tigers	GCL	.204	48	152	13	31	11	0	0	15	3	13	37	2-1	23	.276
98	Tigers	GCL	.293	49	191	28	56	11	4	5	29	1	9	42	3-2	15	.327
	Jamestown	NYP	.303	9	33	8	10	2	2	1	11	0	2	3	0-0	3	.343
99	West Michigan	Mid	.242	116	421	46	102	24	1	9	56	3	29	119	8-7	33	.293
00	Lakeland	FSL	.249	119	441	47	110	21	3	6	48	1	35	112	5-6	43	.306
01	Lakeland	FSL	.256	104	375	47	96	16	5	4	33	1	29	95	8-3	32	.309
02	Lakeland	FSL	.246	51	195	24	48	5	1	3	19	2	11	51	3-3	2	.293
	Tigers	GCL	.333	4	15	1	5	1	0	0	3	0	1	5	0-0	0	.375
	Dayton	Mid	.190	33	121	13	23	6	0	3	19	4	9	37	1-1	3	.267
03	Reds	GCL	.286	5	21	2	6	2	0	0	2	0	0	6	0-0	2	.273
	Dayton	Mid	.195	55	210	21	41	9	0	2	16	2	17	70	2-0	10	.261

BORDERS, Pat can be found in the invited players section of the media guide.

BOTT, Glenn

LHP

BORN: Sept. 17, 1981 in Lafayette, LA

BATS: Left **THROWS:** Left **HEIGHT:** 6-0 **WEIGHT:** 178

RESIDENCE: Houston, TX

OBTAINED: Signed as a non-drafted free agent June 7, 2001; signed by Mariners scout Kyle Von Hook.

Glenn Shawn Bott...graduated from Rayne High School in May, 1999...attended San Jacinto Junior College where he lettered two seasons in baseball...began pro career with Everett in 2001...struck out 16 while walking one over his first 3 appearances (8.0 IP)...did not allow an earned run in his first 7 appearances...racked up 4 saves with a 0.92 ERA (19.2 IP, 2 ER) in 9 July relief appearances...earned first career win July 30 vs. Boise, tossing 3.0 shutout innings of relief...pitched with Peoria and Scottsdale in the Arizona Fall League...his 142 strikeouts with San Bernardino in 2002 was third-most among Mariners farmhands...had a 2.25 ERA (12.0 IP, 3 ER) in 7 relief appearances to start season before moving to a starting role...was 7-6, 4.02 (138.2 IP, 62 ER) in 23 starts, and pitched at least 6.0 innings in 15 starts...recorded a career-high 14 strikeouts May 12 at Salt Lake City...tossed back-to-back complete games June 29 at Lake Elsinore (8.0,8,3,3,1,5) and July 4 at Rancho Cucamonga (9.0,3,0,0,1,9)...appeared in 31 games, 21 starts, for Inland Empire in 2003...finished third in the league with a 3.16 ERA...had a 2.96 road ERA (85.0 IP, 28 ER), which was best among 66'ers starters...struck out a season-high 11 batters twice (May 31 and July 4)...finished third on the team with 143 strikeouts...went 1-0 with a 2.82 ERA in 10 relief appearances...went 2-0 with a 3.00 ERA (15.0 IP, 5 ER) while striking out 14 in two starts in the postseason.

LIFETIME RECORD

YR	CLUB	LG	W-L	ERA	G	GS	CG	SHO	SV	IP	H	R	ER	HR	BB	SO
01	Everett	Nwst	2-3	2.30	19	0	0	0	4	43.0	32	17	11	4	23	57
02	San Bernardino	Cal	7-7	3.88	30	23	2	1	0	150.2	141	70	65	13	64	142
03	Inland Empire	Cal	7-7	3.16	31	21	0	0	1	142.1	131	55	50	8	38	143

BRADFORD Jr., Samuel

OF

BORN: Oct. 15, 1981 in Decatur, GA

BATS: Switch **THROWS:** Right **HEIGHT:** 6-1 **WEIGHT:** 185

RESIDENCE: Smyrna, Georgia

OBTAINED: Mariners' 22nd round selection in the 2003 June draft; signed by Mariners scout Craig Bell.

Samuel Joseph Bradford, Jr...graduated from Campbell High School in GA May, 2000...earned Honorable Mention All-State and 2nd team All-Cobb County honors his senior season...attended Gardner-Webb University and had successful 3 year career, hitting .319 with 106 RBI, and 33 home runs (4th best HR record in school history)...earned

BRADFORD (continued)

2nd team All-conference honors his senior season...began pro career with Peoria in 2003, hitting .250 in 4 games...transferred to Everett on June 28...finished the season with Everett appearing in 55 games...hit safely in nine of 11 games from July 27-Aug. 8...scored eight runs in four games from Aug. 18-22...participated in the 2003 Arizona Instructional League.

LIFETIME RECORD

YR	CLUB	LG	AVG.	G	AB	R	H	2B	3B	HR	RBI	HB	BB	SO	SB-CS	E	OBP
03	Peoria	Ariz	.250	4	16	2	4	2	0	0	3	1	1	3	0-0	0	.333
	Everett	Nwst	.239	55	184	36	44	6	2	5	21	1	27	57	13-6	1	.340

BRITTON, Dwight

IF

BORN: July 17, 1987 in Corn Island, Nicaragua

BATS: Switch **THROWS:** Right **HEIGHT:** 6-0 **WEIGHT:** 170

RESIDENCE: Corn Island, Nicaragua

OBTAINED: Signed as a non-drafted free agent on July 17, 2003; signed by Mariners scouts Luis Molina and Nemesio Porras.

Dwight Elry Britton...played with Aguirre in the 2003 Venezuelan Summer League.

BROWN, Hunter

IF

BORN: Oct. 24, 1979 in Monroe, LA

BATS: Right **THROWS:** Right **HEIGHT:** 6-2 **WEIGHT:** 205

RESIDENCE: Houston, TX

OBTAINED: Mariners' 22nd round selection in the 2002 June draft; signed by Mariners scout Kyle Van Hook.

Andrew Hunter Brown...Graduated from Galveston (TX) Junior College in May, 2000...graduated from Rice University in Dec., 2002 after majoring in Political Science...began pro career in 2002 with Everett...appeared in 15 games before moving onto Wisconsin, where he hit safely in 14 of his first 16 games...spent 2003 with Inland Empire after being promoted from Wisconsin April 10...reached base safely by hit or walk in 20 consecutive games May 25-June 14...went 2x5 with three runs, two home runs and a season-high four RBI on June 20 at High Desert.

LIFETIME RECORD

YR	CLUB	LG	AVG.	G	AB	R	H	2B	3B	HR	RBI	HB	BB	SO	SB-CS	E	OBP
02	Everett	Ariz	.184	15	49	5	9	2	0	2	5	0	7	13	0-0	3	.286
	Wisconsin	Mid	.237	44	152	20	36	7	0	5	21	3	32	33	3-1	6	.286
03	Inland Empire	Cal	.248	126	452	84	112	34	3	15	68	11	67	102	9-6	26	.353

BUBELA, Jaime

OF

BORN: June 6, 1978 in Houston, TX

BATS: Left **THROWS:** Right **HEIGHT:** 6-1 **WEIGHT:** 200

RESIDENCE: Houston, TX

OBTAINED: Mariners' 7th round selection in the 2000 June draft; signed by Mariners scout Kyle Van Hook.

Jaime L. Bubela...graduated from Cypress Falls High School in Houston, TX in 1997 where he lettered in baseball and football...attended Blinn College in Brenham, TX where he led the team with a .436 average in 1998...drafted by the Texas Rangers in the 30th round of the 1998 June Draft, but did not sign...transferred to Baylor University in 1999 and hit .313 with 21 stolen bases that season...won the 1999 Cape Cod League batting title with a .370 average...started the 2000 season with Everett and played all three outfield positions...hit in 8 of his last 9 games with the AquaSox before being promoted to Lancaster Aug. 15...hit .304 and had 46 multi-hit games (five, 4-hit games) with Wisconsin in 2001...batted .289 (22x76) with 16 RBI with runners in scoring position and two out...had a .954 fielding percentage in 140 games manning the outfield...hit in 23 of 27 games from April 20-May 19, batting .376 (41x109) during that span...named Midwest League Player of

BUBELA (continued)

the Week for May 14-20; hit .464 (13x28) with 7 runs, 4 doubles, a home run and 2 RBI...elected as a starter to the Midwest League All-Star Game...batted .356 with 17 RBI in June...hit .556 (30x54) during 14-game hitting streak from June 14-29...batted .331 (39x118) with 25 RBI in 27 July games...spent 2002 with San Bernardino, and finished the year tied for second in the California League with 10 triples...had 39 multi-hit games, and had three or more hits 12 times...was 49x144 (.340) and had 54 with runners in scoring position...batted .330 (35x106) with 19 RBI in 28 May games...had 13 hits over 5 games from May 29-June 3...appeared in 128 games in the outfield for San Antonio in 2003...had a season high nine-game hitting streak from April 28-May 7, hitting .500 (18x36) with eight runs, five doubles, 11 RBI and four stolen bases...stole five bases in four consecutive games from May 4-7...hit .365 (35x96) with seven doubles, nine stolen base, 22 runs scored and 22 RBI in the month of May...had 36 multi-hit games, including two season high four-hit games...hit safely in 17 of 22 games to end the season...participated in 2003 Arizona Fall League.

LIFETIME RECORD

YR	CLUB	LG	AVG.	G	AB	R	H	2B	3B	HR	RBI	HB	BB	SO	SB-CS	E	OBP
00	Everett	Nwst	.230	30	113	11	26	1	3	1	13	3	14	25	13-3	3	.331
	Lancaster	Cal	.138	9	29	6	4	1	0	0	2	1	5	12	4-0	0	.286
01	Wisconsin	Mid	.304	132	530	96	161	27	12	6	68	1	44	116	34-13	9	.357
02	San Bernardino	Cal	.290	118	462	69	134	25	10	7	67	4	40	129	30-7	4	.351
03	San Antonio	Tex	.277	128	473	60	131	29	7	4	61	3	31	108	26-11	7	.323

BUGLOVSKY, Chris

RHP

BORN: November 22, 1979 in Edison, NJ

BATS: Left **THROWS:** Right **HEIGHT:** 6-2 **WEIGHT:** 164

RESIDENCE: Iselin, NJ

OBTAINED: Traded to Seattle from Colorado for Allan Simpson (rhp) on Dec. 15, 2003.

Christopher Buglovsky...graduated from JFK High School in Iselin, NJ...was all-state in baseball and soccer...attended College of New Jersey and was named Division III All-American and the Division III Pitcher of the year...originally selected by Colorado in the 3rd round of the June 2000 draft...began pro career with Portland, appearing in 14 games, 12 starts, in 2000...finished seventh in the league with a 2.63 ERA...spent 2001 season with Asheville making 26 starts...struck out a season-high 12 batters in 6 1/3 innings on July 30...made 27 starts with Salem in 2002...ranked third in the California League in shutouts, fourth in strikeouts and 10th in ERA...joined the big league club for the Hall of Fame Exhibition Game on July 29 in Cooperstown, NY, earning the victory in 3.0 innings of work...appeared in 28 games, all starts, with Tulsa in 2003...struck out a season-high seven batters in 6.1 innings on July 24 at Wichita.

LIFETIME RECORD

YR	CLUB	LG	W-L	ERA	G	GS	CG	SHO	SV	IP	H	R	ER	HR	BB	SO
00	Portland	Nwst	5-5	2.63	14	12	0	0	0	65.0	50	30	19	5	32	50
01	Asheville	Sal	8-10	4.08	26	26	0	0	0	143.1	158	83	65	14	32	119
02	Salem	Car	9-9	3.12	27	27	1	1	0	164.2	161	68	57	12	58	126
03	Tulsa	Tex	10-10	4.83	28	28	0	0	0	158.1	204	111	85	10	60	75

CABRERA, Asdrubal

IF

BORN: November 13, 1985 in Puerto La Cruz, VZ

BATS: Both **THROWS:** Right **HEIGHT:** 6-0 **WEIGHT:** 170

RESIDENCE: Puerto La Cruz, VZ

OBTAINED: Signed as a non-drafted free agent Aug. 26, 2002; signed by Mariners scout Emilio Carresquel.

Asdrubal Jose Cabrera...played for Aguirre in the Venezuelan Summer League in 2003.

CASTILLO, John

RHP**BORN:** October 3, 1983 in Herrera, Panama**BATS:** Right **THROWS:** Right **HEIGHT:** 6-2 **WEIGHT:** 160**RESIDENCE:** Herrera, Panama**OBTAINED:** Signed as a non-drafted free agent April 12, 2001; signed by Mariners scout Luis Molina.

Jonathon A. Castillo...pitched in 11 games with Aguirre of the Venezuelan Summer League in 2001...had a 1.80 ERA (6 ER, 30.0 IP) in 14 games with Aguirre in 2002...pitched 11 games in relief, allowing just one earned run in 18.0 innings of work...played in the Venezuelan Summer League in 2003...placed on the disabled list on June 22 with a bulging disc in his lower back.

CASTILLO, Ruben

IF**BORN:** Aug. 16, 1978 in Ramon Santana, DR**BATS:** Right **THROWS:** Right **HEIGHT:** 6-2 **WEIGHT:** 155**RESIDENCE:** San Pedro de Macoris, DR**OBTAINED:** Signed as a non-drafted free agent November 20, 1996; signed by Mariners scout Ramon De Los Santos.

Ruben Castillo...played with the Mariners Dominican Summer League team in 1997...spent 1998 at Peoria...began 1999 with Wisconsin...was sent to Everett May 11...appeared in all 62 games as a shortstop...hit .327 (33x101) at home...spent entire 2000 season with Wisconsin...hit .326 (31x95) with 13 RBI in May...had 9-game hitting streak from May 23 to June 1 and hit in 12 of 13 games from May 23 to June 3...began 2001 season with San Bernardino before being called up to San Antonio in early July...was on the Stampede's disabled list from April 30-May 8 with a right hamstring strain...had 8-game hit streak May 30-June 6, batting .379 (11x29) over that span...reached base in 12 of final 16 games with San Bernardino before being promoted to San Antonio July 10...took part in the Mariners Arizona Instructional League...appeared in 114 games with San Antonio in 2002...placed on the temporarily inactive list from April 29-May 14...had three 5-game hitting streaks over the first two months of the season...reached base safely in 15 of 20 games played from July 11-30...played shortstop for Tacoma in 2003...placed on the disabled list May 21-28 with a right shoulder contusion...hit safely in 10 of 12 games from June 10-21, hitting 16x43 (.372)...had a season-high three stolen bases July 7...finished sixth on the Rainiers with 17 stolen bases...played for Escogido in the Dominican Winter League.

LIFETIME RECORD

YR	CLUB	LG	AVG.	G	AB	R	H	2B	3B	HR	RBI	HB	BB	SO	SB-CS	E	OBP
98	Peoria	Ariz	.213	26	75	8	16	0	0	0	6	0	10	23	2-1	19	.306
99	Wisconsin	Mid	.205	20	44	7	9	0	0	0	4	0	5	9	1-1	13	.286
	Everett	Nwst	.288	62	226	38	65	10	2	2	27	2	19	48	11-2	17	.347
00	Wisconsin	Mid	.214	123	416	57	89	14	4	2	46	2	29	101	21-6	31	.459
01	San Bernardino	Cal	.222	76	270	31	60	7	2	1	26	3	5	53	10-2	27	.243
	San Antonio	Tex	.198	40	126	12	25	4	0	0	7	1	7	27	1-0	10	.244
02	San Antonio	Tex	.218	114	394	40	86	12	4	3	36	2	16	86	10-7	30	.251
03	Tacoma	PCL	.211	111	337	34	71	14	0	0	15	2	22	71	17-10	25	.263

CASTRO, Hugo

LHP**BORN:** February 6, 1983 in Barrancas, Monagas, VZ**BATS:** Left **THROWS:** Left **HEIGHT:** 6-0 **WEIGHT:** 180**RESIDENCE:** Barrancas, Monagas, VZ**OBTAINED:** Signed as a non-drafted free agent October 24, 2002; signed by Mariners scout Emilio Carresquel.

Hugo Alberto Castro...played for Aguirre of the Venezuelan Summer League in 2003...went 2-0 with two saves and a 2.25 ERA in 14 games (two starts)...had 36 strikeouts in 32 innings pitched.

MINOR LEAGUES

CASTRO, Ismael

IF**BORN:** Aug. 14, 1983 in Cartagena, Colombia**BATS:** Both **THROWS:** Right **HEIGHT:** 5-9 **WEIGHT:** 165**RESIDENCE:** Cartagena, Colombia**OBTAINED:** Signed as a non-drafted free agent Sept. 24, 1999; signed by Mariners scout Curtis Wallace.

Ismael Castro...spent 2000 with San Felipe in the Dominican Summer League...hit .302 (35x116) with 28 RBI in 35 games...named the Most Valuable Player of the Venezuela Team in 2001 by the Mariners organization...batted .300 (60x200) with 21 RBI and 23 stolen bases in 53 games with Aguirre...had a break-out season in 2002 with Everett...played in 6 games with San Bernardino before moving on to the AquaSox...led Northwest League with 89 hits, 36 extra base hits and 26 doubles while his 46 RBI ranked second in the league...his .507 slugging percentage was third in the league while his .313 batting average ranked fifth...had 5 RBI and 3 stolen bases on June 23 in a victory over Spokane...had 11-game hit streak June 26-July 8, going 20x52 during that span, raising his average from .222 to .338...hit safely in 11-straight games (24x45) with 10 doubles from July 16-26...named Northwest League MVP and second baseman on the league's All-Star Team...participated in 2002 Mariners Arizona Instructional League...appeared in 98 games with Inland Empire in 2003...had a season high four hits, including two home runs, three runs and two RBI, May 12 vs. Battle Creek...hit .588 (10x17) in four games from June 4-8...hit .359 (37x103) in 33 games in the month of July and Aug...placed on Inland Empire's disabled list Aug. 15...hit .336 (41x122) vs. left hand pitchers...participated in the 2003 Mariners Arizona Instructional League.

LIFETIME RECORD

YR	CLUB	LG	AVG.	G	AB	R	H	2B	3B	HR	RBI	HB	BB	SO	SB-CS	E	OBP
02	San Bernardino	Cal	.150	6	20	4	3	2	0	2	2	2	1	9	0-1	0	.261
	Everett	Nwst	.313	66	284	55	89	26	1	9	46	4	16	41	13-2	14	.356
03	Inland Empire	Cal	.275	98	327	46	90	19	2	3	25	7	12	33	9-7	12	.314

CATE, Troy

LHP**BORN:** October 21, 1980 in Fall Brook, CA**BATS:** Left **THROWS:** Left **HEIGHT:** 6-1 **WEIGHT:** 200**RESIDENCE:** Temecula, CA**OBTAINED:** Mariners 6th round selection in the 2002 June draft; signed by Mariners scout Phil Geisler.

Troy Patrick Cate (pronounced Kate)...married to wife, Holly...graduated from Fall Brook (CA) High School in 1998...led Brigham Young University (ID) with a 2.35 ERA in 69.0 IP in 2002...finished the year with an 8-2 record, and tossed 4 complete games, 3 shutouts...led the club with a 2.35 ERA and 89 strikeouts...began pro career in 2002 with Everett and was named the team's Most Valuable Pitcher by Mariners organization...ranked second in the Northwest League with a 2.00 ERA and 95 strikeouts and third with 85.1 innings pitched...named the league's Pitcher of the Week for June 24-30 with 5.0 scoreless innings in 2 relief appearances while striking out 6 and walking one...tossed the league's lone complete game shutout in his final start, Sept. 3 vs. Eugene (9.0,3,0,0,0,10)...participated in 2002 Arizona Instructional League...spent most of 2003 with Inland Empire...transferred to Everett from Inland Empire on April 11 and transferred back to Inland Empire on April 14...appeared in 27 games with, 25 starts, with Inland Empire...transferred to Tacoma from Inland Empire May 29, then back to Inland Empire May 31...made a spot start with Tacoma May 30 vs. Fresno, allowing only one earned run on four hits...allowed only two runs on three hits, while striking out a season-high 14 batters, Aug. 13 vs. Bakersfield...had nine wins, which was second most on the team...finished third in the league in strikeouts (153) and fourth in innings pitched (160.0).

LIFETIME RECORD

YR	CLUB	LG	W-L	ERA	G	GS	CG	SHO	SV	IP	H	R	ER	HR	BB	SO
02	Peoria	Ariz	6-1	2.00	16	12	1	1	0	85.1	62	21	19	6	11	95
03	Inland Empire	Cal	9-11	4.11	27	25	0	0	0	160.0	165	79	73	10	37	153
	Tacoma	PCL	1-0	1.69	1	1	0	0	0	5.1	4	3	1	2	2	6

CHANG, Kenly

RHP

BORN: Aug. 25, 1982 in Marshall Point, Nicaragua

BATS: Right **THROWS:** Right **HEIGHT:** 6-1 **WEIGHT:** 170

RESIDENCE: Bluefields, Nicaragua

OBTAINED: Signed as a non-drafted free agent November 26, 2000; signed by Mariners scout Curtis Wallace.

Kenly Marlon Chang...graduated for Colon Technical High School in Bluefields, Nicaragua in December, 1997...played with Aguirre in the Venezuelan Summer League in 2001...went 1-1 with 13 saves and a 1.98 ERA (27.1 IP, 6 ER) in 25 relief appearances with Aguirre in 2002...made 24 relief appearances with Everett in 2003...had 37 strikeouts in only 36.1 innings...allowed only two earned runs over his final 11 appearances (15.2 IP).

LIFETIME RECORD

YR	CLUB	LG	W-L	ERA	G	GS	CG	SHO	SV	IP	H	R	ER	HR	BB	SO
03	Everett	Nwst	0-0	2.97	24	0	0	0	1	36.1	37	13	12	4	16	37

CHEN, Yung Chi

IF

BORN: July 13, 1983 in Taitung County, Taiwan

BATS: Right **THROWS:** Right **HEIGHT:** 5-11 **WEIGHT:** 172

RESIDENCE: Kaohsiung County, Taiwan

OBTAINED: Signed as a non-drafted free agent January 15, 2004; signed by Mariners scout Jamey Strovick.

Yung Chi Chen...is under contract for the 2004 season.

CHO, Hyung

IF

BORN: August 20, 1982 in Toronto, Ontario, Canada

BATS: Right **THROWS:** Right **HEIGHT:** 5-9 **WEIGHT:** 190

RESIDENCE: Toronto, Ontario

OBTAINED: Signed as a non-drafted free agent August 20, 2003; signed by Mariners scout Bob Smyth.

Hyung Cho...attended the University of Houston...lead the Cougars to three appearances in the NCAA Super Regionals during the last four years...finished as the team's Triple Crown leader with a .360 batting average, 14 home runs and 66 RBI...named to the 2003 Baseball America First-Team Summer All-America Team...under contract for the 2004 season.

CHOO, Shin-Soo can be found in the invited players section of the media guide.

COLLINS, Chris

C

BORN: Aug. 14, 1981 in Phoenix, AZ

BATS: Right **THROWS:** Right **HEIGHT:** 5-11 **WEIGHT:** 195

RESIDENCE: Phoenix, AZ

OBTAINED: Mariners 47th round selection in the 2001 June draft; signed by Mariners scout Rodney Davis.

Christopher John Collins...graduated from Mountain Pointe High School in 1999...graduated from South Mountain Community College in Phoenix, AZ in 2001 with an associates studies degree...began pro career with Peoria in 2001...hit in 21 of 22 games from July 8-Aug. 4, which included a 15-game hit streak...batted .526 (30x57) with 16 RBI and 12 multi-hit games during the streak...named the third baseman on the Arizona League All-Star Team...took part in the Mariners Arizona Instructional League...played in 101 games with Wisconsin in 2002...batted .337 (30x89) in 23 May games...hit in 17 of 18 games from June 30-July 27, going 23x68 (.338) during the streak...participated in the 2002 Mariners Arizona Instructional League...appeared in 70 games with Inland Empire in 2003...was on the disabled list, April 17-May 1, with a right shoulder sprain...hit .368 (14x38) with two doubles and 10 RBI in 14 games in the month of July...had a .302 average with runners on base...had 13 multi-hit games, including three three-hit

COLLINS (continued)

games...participated in the Mariners 2003 Arizona Instructional League.

LIFETIME RECORD

YR	CLUB	LG	AVG.	G	AB	R	H	2B	3B	HR	RBI	HB	BB	SO	SB-CS	E	OBP
01	Peoria	Ariz	.342	42	161	25	55	14	0	2	29	1	20	26	0-1	12	.415
02	Wisconsin	Mid	.259	101	374	34	97	24	0	5	44	4	27	52	0-0	11	.314
03	Inland Empire	Cal	.281	70	199	16	56	12	0	1	29	3	20	24	0-1	3	.350

COLON, Carlos

RHP

BORN: Aug. 20, 1984 in Santo Domingo, DR

BATS: Right **THROWS:** Right **HEIGHT:** 6-1 **WEIGHT:** 170

RESIDENCE: Santo Domingo, DR

OBTAINED: Signed as a non-drafted free agent February 16, 2001; signed by Mariners scout Patrick Guerrero.

Carlos M. Colon...played in the Dominican Summer League in 2001, 2002 and 2003.

COLTON, Chris

OF

BORN: September 21, 1982 in Newnan, GA

BATS: Right **THROWS:** Right **HEIGHT:** 6-1 **WEIGHT:** 195

RESIDENCE: Newnan, GA

OBTAINED: Mariners 15th round selection in the 2001 June draft; signed by Mariners scout Eric Robinson.

Christopher Lewis Colton...graduated from Newnan (GA) High School in May, 2001...attended Middle Georgia Junior College in 2002...began pro career with Everett in 2002, appearing in 69 games (61 games in center field)...hit .433 (13x30, 4 2B, 1 3B, 3 HR, 9 RBI) in 9 games June 19-27...finished season hitting safely in 11 of final 17 games played from Aug. 17-Sept. 4...participated in 2002 Mariners Arizona Instructional League...appeared in 71 games with Everett in 2003...tied for the team lead in home runs (5), RBI (32) and stolen bases (16)...went 4x4 with two runs, a double and two RBI, July 24 vs. Tri Cities...had a season high 11-game hit streak (Aug. 3-14), hitting .355 (16x45) with six runs, three doubles and nine RBI...had two multi-home run games (July 5 and July 23)...had four consecutive games in which he had a stolen base (July 18-21)...placed on Everett's suspended list Aug. 18...participated in the Mariners 2003 Arizona Instructional League.

LIFETIME RECORD

YR	CLUB	LG	AVG.	G	AB	R	H	2B	3B	HR	RBI	HB	BB	SO	SB-CS	E	OBP
02	Everett	Nwst	.231	69	238	30	55	17	3	5	30	4	35	79	4-2	3	.335
03	Everett	Nwst	.260	71	250	33	65	12	1	5	32	3	38	60	16-9	4	.359

CORREA, Felix

RHP

BORN: July 10, 1985 in Bella Vista, Panama

BATS: Right **THROWS:** Right **HEIGHT:** 6-4 **WEIGHT:** 165

RESIDENCE: Bella Vista, Panama

OBTAINED: Signed as a non-drafted free agent July 2, 2002; signed by Mariners scout Luis Molina.

Felix Aurelio Correa...played for Aguirre in the Venezuelan Summer League in 2003.

CORTEZ, Renee

RHP

BORN: December 9, 1982 in Valencia, VZ

BATS: Right **THROWS:** Right **HEIGHT:** 6-4 **WEIGHT:** 178

RESIDENCE: Valencia, VZ

OBTAINED: Signed as a non-drafted free agent May 12, 2000; signed by Mariners scout Pedro Avila.

Renee Cortez...played with San Felipe in the Dominican Summer League during the 2000 season...was 2-3 with a 1.80 ERA and three saves in 35.0 innings pitched...played

CORTEZ (continued)

with Peoria in 2001 and was named club's Most Valuable Pitcher by the Mariners organization...struck out 52 while walking 10 in 53.0 innings of work...was 2-0, 3.80 (47.1 IP, 20 ER) in 9 starts...struck out a season-high 10 batters Aug. 7 vs. Brewers...participated in the Mariners Fall Instructional League...split 2002 between Peoria and Wisconsin, going a combined 6-11 with a 3.95 ERA (62 ER, 141.1 IP) in 24 games, 22 starts...pitched into the 6th inning in 14 of 22 starts...struck out 54 while walking just 6 in 43.0 innings of work with Peoria from July 6-Aug. 18...struck out a season-high 12 batters with Wisconsin in 7.0 IP in final start and win of season, Aug. 31 at West Michigan...started the 2003 season with Wisconsin...struck out 51 batters in 46.1 innings in relief...was 2-0 with a save and a 0.96 ERA in his first nine appearances...promoted to Inland Empire on July 21...did not allow and earned run in his first eight appearances (12.0 innings)...held right hand batters to a .113 average...played for Lara in the Venezuelan Winter League.

LIFETIME RECORD

YR	CLUB	LG	W-L	ERA	G	GS	CG	SHO	SV	IP	H	R	ER	HR	BB	SO
01	Peoria	Ariz	2-0	4.42	11	9	0	0	0	53.0	60	34	26	4	10	52
02	Wisconsin	Mid	5-8	4.12	17	17	0	0	0	98.1	102	62	45	12	32	67
	Peoria	Ariz	1-3	3.56	7	5	0	0	0	43.0	47	22	17	0	6	54
03	Wisconsin	Mid	4-2	2.91	28	0	0	0	4	46.1	40	20	15	3	16	51
	Inland Empire	Cal	0-1	1.66	15	0	0	0	3	21.2	10	5	4	0	6	16

COX, Michael

IF

BORN: November 11, 1980 in Sarasota, FL

BATS: Right **THROWS:** Right **HEIGHT:** 6-0 **WEIGHT:** 188

RESIDENCE: Sarasota, FL

OBTAINED: Mariners' 10th round selection in the June 2003 draft; signed by Mariners scout Pedro Grifol.

Michael James Cox...attended Florida Atlantic University...tied for second on the team in home runs (11) and batted .273 (59x216) his senior year...batted .331 with a team high 18 home runs and was second with 65 RBI in 2002 season...began pro career with Everett in 2003...appeared at all four infield positions...reached base by either hit or walk in 14 straight games from June 25-July 12...finished fourth on the team with 23 walks...participated in the Mariners 2003 Arizona Instructional League.

LIFETIME RECORD

YR	CLUB	LG	AVG.	G	AB	R	H	2B	3B	HR	RBI	HB	BB	SO	SB-CS	E	OBP
03	Everett	Nwst	.194	55	175	22	34	9	0	4	20	2	23	55	3-2	10	.292

CRAIG, Casey

OF

BORN: January 12, 1985 in San Diego, CA

BATS: Left **THROWS:** Right **HEIGHT:** 6-1 **WEIGHT:** 185

RESIDENCE: La Mesa, CA

OBTAINED: Mariners' 21st round selection in the June 2003 draft; signed by Mariners scout Tim Reynolds.

Casey Ryan Craig...graduated from Granite Hills High School in June 2003...began pro career with Peoria in 2003...hit safely in 29 of 35 games, including 13 multi-hit games...had a season high 10-game hit streak from Aug. 6-21, hitting .333 (13x39) with seven runs, four doubles and six RBI...hit first home run Aug. 28 at Giants (Game 1)...hit .353 (30x85) in 20 road games...participated in the Mariners 2003 Arizona Instructional League.

LIFETIME RECORD

YR	CLUB	LG	AVG.	G	AB	R	H	2B	3B	HR	RBI	HB	BB	SO	SB-CS	E	OBP
03	Peoria	Ariz	.331	35	142	27	47	11	2	1	21	0	13	27	10-2	4	.385

CRUZ, Elvis

OF

BORN: November 23, 1983 in Santo Domingo, DR

BATS: Right **THROWS:** Right **HEIGHT:** 6-3 **WEIGHT:** 180

RESIDENCE: Santo Domingo, DR

OBTAINED: Signed as a non-drafted free agent Aug. 24, 2001; signed by Mariners scout Patrick Guerrero.

Elvis E. Cruz...took part in the Mariners 2001 Arizona Instructional League...participated in 2002 Mariners Arizona Instructional League...played in 36 games with Peoria in 2002, appearing at all 3 outfield positions...went 2x5 with a home run and 4 RBI June 29 vs. Cubs...started 2003 with Everett before being transferred to Arizona on June 28...hit safely in 15 of his first 20 games with Peoria...had a season high 6-game hit streak, Aug. 21-26, hitting .409 (9x22).

LIFETIME RECORD

YR	CLUB	LG	AVG.	G	AB	R	H	2B	3B	HR	RBI	HB	BB	SO	SB-CS	E	OBP
02	Peoria	Ariz	.211	36	133	19	28	5	1	2	17	0	14	41	6-3	7	.282
03	Everett	Nwst	.115	7	26	1	3	0	0	0	3	0	0	10	0-0	0	.115
	Peoria	Ariz	.231	40	156	20	36	3	2	2	19	0	15	33	4-1	6	.297

CRUZ, Reynaldo

OF

BORN: January 7, 1983 in Haina, DR

BATS: Right **THROWS:** Right **HEIGHT:** 6-3 **WEIGHT:** 180

RESIDENCE: Haina, DR

OBTAINED: Signed as a non-drafted free agent January 30, 2003; signed by Mariners scout Patrick Guerrero and Bob Engle.

Reynaldo Cruz...participated in the Dominican Summer League in 2003...selected by the Seattle Mariners as the Santo Domingo Mariners Most Valuable Player for 2003.

CULLEN, Phil

RHP

BORN: December 2, 1979 in Sunnyside, WA

BATS: Right **THROWS:** Right **HEIGHT:** 6-9 **WEIGHT:** 215

RESIDENCE: Yakima, WA

OBTAINED: Mariners' 32nd round selection in the 2000 June draft; signed by Mariners scout Rodney Davis.

Phillip David Cullen...currently attending the University of Utah in the off-season and majoring in Civil Engineering...a member of the basketball team, he won the "Sixth Man Award" from the Mountain West Conference's media...had surgery to repair torn ligaments and reposition the lunate bone in his right wrist following the 1999 season...began pro career in 2001, appearing in 14 games, all starts, with Everett...set season-highs with 6.0 hitless innings pitched, 8 walks and 9 strikeouts in only win of season, Aug. 20 vs. Tri-Cities...spent 2002 with Everett, making 17 starts...surrendered just four home runs in 91.1 innings of work...allowed two earned runs or fewer in 9 consecutive starts May 10-June 26...was on disabled list from Aug. 19 through end of season with a right arm fracture...spent 2003 on the disabled with a right arm fracture.

LIFETIME RECORD

YR	CLUB	LG	W-L	ERA	G	GS	CG	SHO	SV	IP	H	R	ER	HR	BB	SO
01	Peoria	Ariz	1-4	5.08	14	14	0	0	0	56.2	52	36	32	6	49	64
02	Wisconsin	Mid	4-7	3.45	17	17	0	0	0	91.1	84	40	35	5	58	95
03																

Injured - Did Not Pitch

THE SEATTLE AWARD

In 1991, the Mariners minor league department established the SEATTLE Award. It is given annually in spring training to the minor league player that exemplifies the qualities of Skill, Effort, Attitude, Tenacity, Teamwork, Loyalty and Enthusiasm. The 2003 recipient was Robert Gandolfo.

DE LA ROSA, Jose

IF**BORN:** March 11, 1983 in San Juan, Dela Maguana, DR**BATS:** Right **THROWS:** Right **HEIGHT:** 6-2 **WEIGHT:** 170**RESIDENCE:** San Juan, Dela Maguana, DR**OBTAINED:** Signed as a non-drafted free agent October 8, 2003; signed by Mariners scout Patrick Guerrero and Bob Engle.

Jose Augusto De La Rosa...is under contract to play in the Dominican Summer League in 2004.

DELGADO, Oscar

LHP**BORN:** April 5, 1981 in Maracay, VZ**BATS:** Left **THROWS:** Left **HEIGHT:** 5-11 **WEIGHT:** 170**RESIDENCE:** Maracay, VZ**OBTAINED:** Signed as a non-drafted free agent Sept. 18, 1998; signed by Mariners scout Ramon de los Santos.

Oscar Delgado...pitched for the Mariners Venezuelan Summer League in 1999...played in the Dominican League with San Felipe in 2000...was 1-1 with a 5.47 ERA in 26.1 innings pitched...selected by the Mariners organization as the Venezuelan team's Pitcher of the Year in 2001...went 4-3 with a 1.44 ERA (56.1 IP, 9 ER)...walked 27 while striking out 62...split 2002 between Tacoma, Wisconsin and Everett, going a combined 4-8 with a 5.09 ERA (102.2 IP, 58 ER)...began year with Rainiers, and appeared in 3 games before moving to Wisconsin June 1...had a 5.32 ERA in 8 starts with Timber Rattlers including 2 complete games; won first CG June 12 (7-1) at Peoria (9.0,4,1,1,4,3) and lost second CG June 25 (3-0) at Clinton (8.0,7,3,2,1,10)...transferred to Everett late July...pitched in 10 games, 7 starts with Everett, striking out 41 in 45.1 innings of work...pitched with Zulia in the Venezuela Winter League...made 40 relief appearances with Wisconsin in 2003...did not allow a run in 10 appearances, May 7-June 9, (16.1,9,0,0,3,17) with a pair of saves...had a season-high six strikeouts in four innings of relief June 4 vs. Fort Wayne...held left-handed hitters to a .217 average (15x69) ...played for Lara in the Venezuelan Winter League.

LIFETIME RECORD

YR	CLUB	LG	W-L	ERA	G	GS	CG	SHO	SV	IP	H	R	ER	HR	BB	SO
02	Tacoma	PCL	1-1	8.49	3	3	0	0	0	11.2	14	11	11	3	6	8
	Wisconsin	Mid	1-5	5.32	8	8	2	0	0	45.2	51	30	27	5	27	29
	Peoria	Ariz	2-2	3.97	10	7	0	0	0	45.1	42	22	20	3	15	41
03	Wisconsin	Mid	3-3	3.88	40	0	0	0	3	58.0	55	26	25	3	28	47

DELUCCHI, Dustin

OF**BORN:** December 2, 1977 in San Francisco, CA**BATS:** Left **THROWS:** Left **HEIGHT:** 6-0 **WEIGHT:** 185**RESIDENCE:** Burlingame, CA**OBTAINED:** Signed as a non-drafted free agent September 20, 2002; signed by Mariners scout Tim Schmidt.

Dustin Joseph Delucchi...graduated from Junipero Serra High School in California in June, 1996...graduated from University of San Francisco in June, 2000...began pro career in 2000 with Evansville in the independent Frontier League...had a .986 fielding percentage in 56 games in the outfield...began 2001 with Winnipeg, playing in five games before playing in one game with Lincoln...spent majority of season with Dubois City of the Frontier League, and hit .331 in 66 games with 41 RBI...played with Lincoln in 2002, beginning the season 16x27 over his first 7 games...had 10-game hitting streak June 19-29...batted .330 (34x103) in 27 July games...finished year 24x69 (.348) with 35 RBI with RISP...split 2003 between Wisconsin and Inland Empire...started season with Wisconsin and appeared in 43 games in left field...hit .355 against left-handed pitchers...reached base safely in 12-games from May 4-20...hit .327 with Inland Empire after being promoted from Wisconsin on June 6...hit safely in 62 of 77 games with Inland Empire...had 29 multi-hit games, including three four hit games...had seven hit streaks of five or more games, including two season-high eight-game hit streaks (July 12-19 & Aug. 17-23)...hit over .320 in each month (June-September)...hit .369 with runners in scoring position (24x65)...named Inland Empire's Most Valuable Player by the Seattle Mariners.

LIFETIME RECORD

YR	CLUB	LG	AVG.	G	AB	R	H	2B	3B	HR	RBI	HB	BB	SO	SB-CS	E	OBP
00	Evansville	Fron	.307	50	189	27	58	10	0	0	24	1	17	22	11-1	1	.362
01	Winnipeg	Nor	.200	5	15	4	3	1	0	0	2	1	0	3	0-0	1	.250
	Lincoln	Nor	.000	1	0	0	0	0	0	0	0	0	0	0	0-0	0	.000
	Dubuoi City	Fron	.331	66	236	44	78	16	0	6	41	12	48	31	22-3	4	.465
02	Lincoln	Nor	.325	89	329	79	107	28	0	4	40	6	66	65	41-6	5	.442
03	Wisconsin	Mid	.266	43	143	22	38	9	0	2	15	1	29	28	2-2	3	.393
	Inland Empire	Cal	.327	77	312	61	102	19	5	3	32	3	36	35	15-2	0	.401

DIXON, Kent

BORN: January 19, 1986 in Perth, Australia

BATS: Right THROWS: Right HEIGHT: 6-1 WEIGHT: 200

RESIDENCE: Kingsley, Australia

OBTAINED: Signed as a non-drafted free agent on January 13, 2004; signed by Mariners scout Ted Hide.

Kent Michael Dixon...is under contract for the 2004 season.

DONE, Juan

BORN: October 2, 1980 in Hialeah, FL

BATS: Right THROWS: Right HEIGHT: 6-2 WEIGHT: 220

RESIDENCE: Miami, FL

OBTAINED: Signed as a non-drafted free agent June 28, 2001; signed by Mariners scout Pedro Grifol.

Juan J. Done...attended Broward Community College in Ft. Lauderdale, FL...began pro career with Peoria in 2001...allowed just one earned run in 5 relief appearances before being promoted to Everett July 29...appeared in 8 games with AquaSox, making one start... participated in the Mariners Fall Instructional League...pitched with Wisconsin in 2002 and his 141 strikeouts was tied for fourth among Midwest League pitchers...held opponents to a .216 batting average...selected to the Midwest League West All-Star Team in June...tossed a 4-hitter at Clinton on June 24 (8.0,4,4,4,2,7)...pitched first career shutout and struck out 10 batters in 4-0 victory over Kane County July 26 (9.0,2,0,0,4,10); increased scoreless innings streak to 16.0 innings...appeared in 30 games (11 starts) with Inland Empire in 2003...had a season-high six strikeouts in his first start April 5 vs. Beloit...placed on the disabled list with a right shoulder sprain May 1-22...allowed one run or less in 16 of 19 games from July 1-Sept. 1, lowering his ERA from 6.75 to 4.85...allowed only one unearned run in 7 relief appearances (7.1 IP) to end the season...played for Mayaguez in the Puerto Rico Winter League.

LIFETIME RECORD

YR	CLUB	LG	W-L	ERA	G	GS	CG	SHO	SV	IP	H	R	ER	HR	BB	SO
01	Peoria	Ariz	0-0	1.00	5	0	0	0	2	9.0	5	3	1	0	6	12
	Everett	Nwst	0-0	8.35	8	1	0	0	0	18.1	24	21	17	3	14	13
02	Wisconsin	Mid	9-13	3.94	27	26	3	1	0	164.1	131	96	72	13	75	141
03	Inland Empire	Cal	3-4	4.85	30	11	0	0	2	68.2	77	50	37	6	31	46

DORMAN, Rich

BORN: Sept. 30, 1978 in Medford, OR

BATS: Right THROWS: Right HEIGHT: 6-2 WEIGHT: 210

RESIDENCE: Medford, OR

OBTAINED: Signed as a minor league free agent February 7, 2002; signed by Mariners scout Phil Geisler.

Richard E. Dorman...originally drafted by the Tampa Bay Devil Rays in the 13th round of the 2000 June draft...began pro career with Hudson Valley, making 14 starts...split 2001 between Charleston and Hudson Valley, going a combined 2-5 with a 4.19 ERA (27 ER, 58.0 IP) in 12 starts...released from Devil Rays organization January 2, 2002...made 15 starts with Everett in 2002, allowing 2 or fewer earned runs in 10 of those starts...allowed just 2 home runs in 75.1 innings of work...was 4-0, 3.66 (13 ER, 32.0 IP) in his first 6 starts from

DORMAN (continued)

June 19-July 16...split 2003 between Wisconsin and Inland Empire...started season with Wisconsin making 25 relief appearances... moved to Everett April 19 and back to Wisconsin April 22...allowed only one earned run in 18.2 innings to start the season...allowed one run or less in 22 of 25 games...promoted to Inland Empire from Wisconsin on July 10...appeared in 13 games, 5 starts, with Inland Empire...had a 0.67 ERA in eight relief appearances (13.1 IP, 1 ER) while striking out 14 batters...held left-handed batters to a .211 average...struck out 40 batters in 37.1 innings.

LIFETIME RECORD

YR	CLUB	LG	W-L	ERA	G	GS	CG	SHO	SV	IP	H	R	ER	HR	BB	SO
00	Hudson Val	NYP	2-6	3.47	14	14	0	0	0	70.0	71	47	27	0	40	46
01	Charleston	SAL	1-5	6.51	17	9	0	0	0	56.2	61	47	41	3	41	41
	Hudson Val	NYP	3-0	2.58	17	3	0	0	0	45.1	37	14	13	2	20	34
02	Everett	Nwst	5-6	4.30	15	15	0	0	0	75.1	85	53	36	2	33	68
03	Wisconsin	Mid	Mid	1-2	2.80	25	1	0	4	45.0	36	19	14	1	24	62
	Inland Empire	Cal	5-0	2.65	13	5	0	0	1	37.1	29	11	11	1	21	40

DORN, Timothy

RHP**BORN:** December 30, 1982 in Pasadena, CA**BATS:** Right **THROWS:** Right **HEIGHT:** 6-8 **WEIGHT:** 245**RESIDENCE:** Monterey Park, CA**OBTAINED:** Mariners' 14th round selection in the June 2003 draft; signed by Mariners scout Joe Bohringer.

Timothy Dorn...graduated from Monravia High school in June 2001...attended East Los Angeles College...during sophomore season, threw 19.2 innings with a 3.65 ERA, while batting .356 and going five for six in stolen base attempts...began pro career with Peoria in 2003, appearing in six games, one start...participated in the Mariners 2003 Fall Instructional League.

LIFETIME RECORD

YR	CLUB	LG	W-L	ERA	G	GS	CG	SHO	SV	IP	H	R	ER	HR	BB	SO
03	Peoria	Ariz	0-0	9.00	6	1	0	0	0	11.0	17	11	11	0	6	8

DOWDY, Justin

LHP**BORN:** August 13, 1983 in San Diego, CA**BATS:** Left **THROWS:** Left **HEIGHT:** 6-1 **WEIGHT:** 175**RESIDENCE:** San Diego, CA**OBTAINED:** Signed as a non-drafted free agent July 18, 2003; signed by Mariners scout Charley Kerfeld.

Justin Dowdy...graduated from Rancho Bernardo High School in CA...started 2003 with Rockford of the Frontier League before being signed by the Mariners...appeared in 17 games, 1 start, with Rockford...recorded a save in three consecutive games June 6-10...struck out 11 batters in 11.1 innings (June 14-29)...pitched 6 shutout innings allowing only one hit while striking out a season high six batters in his only start of the season July 11...held opponents to .188 average...allowed one run or less in 15 of 17 games...appeared in 10 games, 1 start, with Wisconsin...struck out 23 batters in 24.1 innings...pitched four innings allowing only one hit, lowering his ERA from 7.08 to 5.92 in his last appearance on the season Aug. 31.

LIFETIME RECORD

YR	CLUB	LG	W-L	ERA	G	GS	CG	SHO	SV	IP	H	R	ER	HR	BB	SO
03	Rockford	Fron	2-1	1.88	17	1	0	0	7	28.2	19	8	6	1	9	21
	Wisconsin	Mid	2-3	5.92	10	1	0	0	0	24.1	25	18	16	1	7	23

DUTTON, Jeremy

IF**BORN:** November 15, 1980 in Durham, NC**BATS:** Left **THROWS:** Right **HEIGHT:** 5-10 **WEIGHT:** 185**RESIDENCE:** Durham, NC**OBTAINED:** Mariners' 7th round selection in the 2003 June draft; signed by Mariners scout Craig Bell.

Jeremy Alan Dutton...graduated from Southern Durham High School in May 1999...attended North Carolina State...finished second on the team with a .320 (63x197) in 2003...twice named the Atlantic Coast Conference Player of the Week and was also given the Southeast Regional Player of the Week honors...began pro career with Everett...hit safely in 20 of 23 games (July 13-Aug. 8), hitting .369 (31x84) with 11 runs, four doubles, 19 RBI and 11 stolen bases, raising his average during this stretch from .183 to .278...had four hit streaks of five or more games...had a season-high five hits on Aug. 12 vs. Eugene...had 16 multi-hit games...participated in the Mariners 2003 Arizona Instructional League.

LIFETIME RECORD

YR	CLUB	LG	AVG.	G	AB	R	H	2B	3B	HR	RBI	HB	BB	SO	SB-CS	E	OBP
03	Everett	Nwst	.269	66	245	29	66	6	2	2	32	2	31	37	11-4	8	.352

ELLISON, Josh

OF**BORN:** July 24, 1983 in West Palm Beach, FL**BATS:** Right **THROWS:** Right **HEIGHT:** 5-10 **WEIGHT:** 205**RESIDENCE:** West Palm Beach, FL**OBTAINED:** Mariners' 11th round selection in the 2001 June draft; signed by Mariners scout Pedro Grifol.

Joshua Ellison...graduated from Westminster (FL) Academy in June 2001, where he was All-County and All-State in baseball and football...began pro career with Peoria in 2001...went 3x5 with a double, 3 runs scored and 2 RBI July 26 vs. Athletics...named Peoria's Most Valuable Player in 2002 by Mariners organization, appearing in 31 games in left field, 2 games in center field and right field, and 4 games as DH...reached base safely in 33 of 39 games played and hit safely in final 19 of 23 games...appeared in 49 games with Everett in 2003...hit safely in 14 of 15 games to start the season, hitting .339 (20x59) with 10 runs scored, four extra-base hits, nine RBI and eight stolen bases...hit .350 in the month of June...had two season-high four-hit games (June 22 & July 27)...hit .308 (31x103) with 15 runs, four home runs, and 18 RBI at home, compared to .228 (18x79) on the road...placed on Everett's suspended list Aug. 15-18 due to on-field behavior...participated in the Mariners 2003 Arizona Instructional League.

LIFETIME RECORD

YR	CLUB	LG	AVG.	G	AB	R	H	2B	3B	HR	RBI	HB	BB	SO	SB-CS	E	OBP
01	Peoria	Ariz	.214	33	84	21	18	3	1	0	10	2	15	25	2-1	3	.347
02	Peoria	Ariz	.329	39	149	32	49	8	3	0	11	3	23	21	7-2	4	.424
03	Everett	Nwst	.269	49	182	26	49	4	2	4	26	3	16	42	12-4	5	.337

ESCALONA, Jose

LHP**BORN:** January 7, 1986 in Lara, VZ**BATS:** Left **THROWS:** Left **HEIGHT:** 5-11 **WEIGHT:** 165**RESIDENCE:** Lara, VZ**OBTAINED:** Signed as a non-drafted free agent on October 30, 2003; signed by Mariners scout Emilio Carrasquel and Pedro Avila.

Jose Miguel Escalona...is under contract for the 2004 season.

ESPINOZA, Humberto

IF**BORN:** November 1, 1986 in Aeamgua, Postuguesa, VZ**BATS:** Right **THROWS:** Right **HEIGHT:** 6-1 **WEIGHT:** 175**RESIDENCE:** Aeamgua, Postuguesa, VZ**OBTAINED:** Signed as a non-drafted free agent on July 2, 2003; signed by Mariners scout Emilio Carrasquel.

Humberto Antonio Espinoza...is under contract for the 2004 season.

FAGAN, Robert

LHP

BORN: April 13, 1985 in Jacksonville, FL

BATS: Left **THROWS:** Left **HEIGHT:** 6-5 **WEIGHT:** 195

RESIDENCE: Jacksonville, FL

OBTAINED: Mariners' 4th round selection in the 2003 June draft; signed by Mariners scout Mark Leavitt.

Robert Fagan...played for Bartram Trails High School, and graduated in May 2003...began pro career with Peoria in 2003, appearing in 9 games (7 starts)...had 4 to 1 strikeout to walk ratio...pitched six shutout innings, allowing seven hits while striking out two in his final start of the season Aug. 24 vs. Milwaukee...participated in the Mariners 2003 Fall Instructional League.

LIFETIME RECORD

YR	CLUB	LG	W-L	ERA	G	GS	CG	SHO	SV	IP	H	R	ER	HR	BB	SO
03	Peoria	Ariz	1-2	4.36	9	7	0	0	0	33.0	40	22	16	0	6	24

FAISON, Vince

OF

BORN: January 22, 1981 in Lyons, GA

BATS: Left **THROWS:** Right **HEIGHT:** 6-0 **WEIGHT:** 180

RESIDENCE: Lyons, GA

OBTAINED: Traded to Seattle with Kevin Jarvis (rhp), Dave Hansen (inf) and Wiki Gonzales (c) from San Diego for Jeff Cirillo (inf), Brian Sweeney (rhp) and cash on January 6, 2004.

Vincent LaRue Faison...graduated from Toombs County (GA) High...rated as the No. 20 prospect, the 2nd-best athlete and the fastest baserunner available in the 1999 draft by Baseball America...selected in the first round (20th overall) by San Diego in the 1999 June draft...hit .309 in his professional debut in 1999 in the Arizona Rookie League...ranked 2nd in the league with 30 stolen bases...member of the ARL All-Star team...tied for 4th among league leaders with 40 runs and six triples...posted five hits on July 11 at Seattle...named Arizona Rookie League Player of the Week for the period ending Aug. 8...was promoted to Fort Wayne for an 11-game stint on Aug. 26...spent 2000 with Fort Wayne and led the club in runs (65), while 12 long balls ranked 2nd...21 stolen bases ranked 3rd among the Padre minor leaguers...was thrown out stealing only four times, good for an 84 percent success rate...closed strong, hitting .359 during a 9-game hitting streak, Aug. 24-Sept. 1...began 2001 with Single-A Fort Wayne...was promoted to Single-A Lake Elsinore on May 25...recorded 4-hit, 2-homer, 7-RBI effort in a 15-2 win, June 14 at High Desert...went 6-11 during Lake Elsinore's postseason run, which was stalled by events of September 11...played with Double-A Mobile in 2002...posted his highest batting average since his first season as a pro, batting .253...played all three outfield positions, but mostly left field (74 games)...went 4x8 with 2 triples and 13 RBI with the bases loaded...participated in the Arizona Fall League and hit .276 with 8 extra-base and 14 RBI...also posted a .425 slugging percentage during fall ball...appeared in 119 games with Mobile in 2003...had two four-hit games (April 28 and Aug. 1)...had a season-high seven-game hit streak from Aug. 21-27, hitting .407 (11x27).

LIFETIME RECORD

YR	CLUB	LG	AVG.	G	AB	R	H	2B	3B	HR	RBI	HB	BB	SO	SB-CS	E	OBP
99	Padres	Ariz	.309	44	178	40	55	6	6	4	28	3	18	45	30-4	2	.378
	Fort Wayne	Mid	.208	11	48	10	10	2	0	0	1	1	6	18	7-1	1	.309
00	Fort Wayne	Mid	.219	117	457	65	100	20	2	12	39	5	26	159	21-4	10	.267
01	Fort Wayne	Mid	.200	41	140	14	28	5	0	1	8	3	18	35	10-3	2	.302
	Lake Elsinore	Cal	.233	73	275	27	64	11	3	7	36	2	24	94	12-7	12	.297
02	Mobile	Sou	.253	100	359	40	91	23	5	7	44	9	39	103	5-7	6	.339
03	Mobile	Sou	.230	119	392	41	90	15	0	4	28	5	47	116	13-2	10	.318

FALCON, Omar

BORN: September 1, 1982 in Oklahoma, OK

BATS: Right **THROWS:** Right **HEIGHT:** 6-0 **WEIGHT:** 190

RESIDENCE: Miami, FL

OBTAINED: Selected by Seattle from the San Diego Padres in the minor league portion of the 2003 Rule V draft.

Omar Eric Falcon...originally selected by the Padres in the third round of the 2000 draft...recognized by Baseball America as the No. 6 prospect in the Arizona Rookie League...started his professional career at Rookie-level Peoria, batting .275 with a team-high four homers and 22 walks...finished second on the club with 25 RBI...went 4x5 with a homer and 3 RBI Aug 1 at the White Sox...spent 2001 with Idaho Falls...homered, walked 4 times and drove in three runs to lead Idaho Falls to a 14-11 win July 14 vs. Great Falls...led Rookie-level Idaho Falls with nine home runs while ranking second with 36 walks and a .438 slugging percentage in 2002...was second in the Pioneer league in home runs per at-bat (1/20.56) and tied for 5th in homers...started season quickly, hitting a solo homer on Opening Night and a 3-run blast the next night vs. Ogden...batted .368 (14x38) with 5 doubles, three homers, nine RBI and 11 runs scored over a season-high 10-game hitting streak June 24-July 5...split the 2003 season between Fort Wayne and short-A Eugene in Northwest League...hit .182 in 12 games in Fort Wayne and .191 in 32 games with Eugene.

LIFETIME RECORD

YR	CLUB	LG	AVG.	G	AB	R	H	2B	3B	HR	RBI	HB	BB	SO	SB-CS	E	OBP
00	Padres	Ariz	.275	40	120	23	33	9	2	4	25	4	22	43	1-1	5	.401
01	Idaho Falls	Pio	.187	37	107	24	20	5	0	5	9	4	33	43	0-1	8	.396
02	Lake Elsinore	Cal	.000	2	5	0	0	0	0	0	0	0	2	4	0-0	0	.000
	Idaho Falls	Pio	.227	55	185	32	42	12	0	9	34	4	36	100	1-1	13	.438
03	Fort Wayne	Mid	.182	12	33	5	6	2	0	0	4	0	10	15	0-0	0	.372
	Eugene	Nwst	.191	32	110	16	21	2	0	5	14	3	9	37	2-2	1	.268

FALCONER, Kenneth

BORN: Sept. 27, 1982 in Lethbridge, Alberta, Canada

BATS: Left **THROWS:** Right **HEIGHT:** 6-6 **WEIGHT:** 203

RESIDENCE: Lethbridge, Alberta, Canada

OBTAINED: Mariners' 24th round selection in the 2003 June draft; signed by Mariners scout Mark Lummus.

Kenneth Richard Falconer...graduated Lethbridge Collegiate Institute in June 2000...attended University of Kansas...made 17 appearances for the Jayhawks (mostly in relief) and had 19 strikeouts over 23 1/3 innings...began pro career with Peoria, appearing in seven games...picked up first career win, pitching two perfect innings, in his last appearance of the season Aug. 28...participated in the Mariners 2003 Fall Instructional League.

LIFETIME RECORD

YR	CLUB	LG	W-L	ERA	G	GS	CG	SHO	SV	IP	H	R	ER	HR	BB	SO
03	Peoria	Ariz	1-1	8.64	7	0	0	0	0	8.1	8	8	8	0	11	4

FEIERABEND, Ryan

BORN: August 22, 1985 in Cleveland, OH

BATS: Left **THROWS:** Left **HEIGHT:** 6-3 **WEIGHT:** 190

RESIDENCE: Grafton, OH

OBTAINED: Mariners' 3rd round selection in the 2003 June draft; signed by Mariners scout Ken Mejeda.

Ryan R. Feierabend...graduated from Midview High School in Grafton, OH in 2003...two-time Lorian County Player of the Year...went 6-3 with a 0.68 ERA and an area-high 102 strikeouts in 51 1/3 innings...helped the Middies win the Lorian County Conference Championships...named first-team All-District and All-Ohio...began pro career with Peoria in 2003, appearing in six games, five starts...allowed only one hit in five innings July 29 at Kansas City 1, to pick up his first win...allowed two or less earned runs in each of his appearances...had a season-high four strikeouts in five innings Aug. 21 vs. Kansas City 2...participated in the Mariners 2003 Fall Instructional League.

LHP

LIFETIME RECORD

YR	CLUB	LG	W-L	ERA	G	GS	CG	SHO	SV	IP	H	R	ER	HR	BB	SO
03	Peoria	Ariz	2-3	2.61	6	5	0	0	1	20.2	23	11	6	0	6	12

FERNANDEZ, Eddy

LHP

BORN: November 22, 1986 in Santiago, DR

BATS: Left THROWS: Left HEIGHT: 6-2 WEIGHT: 175

RESIDENCE: Santiago, DR

OBTAINED: Signed as a non-drafted free agent December 18, 2003; signed by Mariners scout Patrick Guerrero and Bob Engle.

Eddy Fernandez...is under contract for the 2004 season.

FERNANDEZ, Jair

C

BORN: December 10, 1986 in Cartagena, Bolivia, Columbia

BATS: Right THROWS: Right HEIGHT: 6-1 WEIGHT: 170

RESIDENCE: Cartagena, Bolivia, Columbia

OBTAINED: Signed as a non-drafted free agent July 2, 2003; signed by Mariners scout Curtis Wallace.

Jair Fernandez...is under contract for the 2004 season.

FIGUEROA, Carlos

RHP

BORN: February 21, 1985 in Caracas, VZ

BATS: Right THROWS: Right HEIGHT: 6-3 WEIGHT: 160

RESIDENCE: Caracas, VZ

OBTAINED: Signed as a non-drafted free agent February 6, 2002; signed by Mariners scout Emilio Carresquel.

Carlos Eduardo Figueroa...graduated from Ignacio Burk High School in July, 2002...played in the Venezuelan Summer League in 2002...went 5-1 with a 2.44 ERA (51.2 IP, 14 ER) and 42 strikeouts in 11 games with Aguirre in the 2003 Venezuelan Summer League.

FLAIG, Jeffrey

IF

BORN: March 3, 1985 in La Mirada, CA

BATS: Right THROWS: Right HEIGHT: 6-3 WEIGHT: 170

RESIDENCE: Placentia, CA

OBTAINED: Mariners' 2nd round selection in the 2003 June draft; signed by Mariners scout Tim Reynolds.

Jeffrey D. Flaig...graduated from El Dorado High School (CA) in June of 2003...is under contract for the 2004 season.

FLORES, Ruben

RHP

BORN: May 19, 1984 in El Paso, Texas

BATS: Right THROWS: Right HEIGHT: 6-4 WEIGHT: 170

RESIDENCE: El Paso, Texas

OBTAINED: Mariners' 12th round selection in the 2003 June draft; signed by Mariners scout Steve Peck.

Ruben Flores...played for El Paso Community College...went 8-3 with a 5.11 ERA and 66 strikeouts in 75 2/3 innings with EL Paso...eight wins tied for most in a season at El Paso...led team to WJCAC South Division Championships...began pro career with Peoria in 2003, appearing in 9 games (7 starts)...allowed one run on one hit over five innings to pick up his first win of the season Aug. 16...participated in the Mariners 2003 Fall Instructional League.

LIFETIME RECORD

YR	CLUB	LG	W-L	ERA	G	GS	CG	SHO	SV	IP	H	R	ER	HR	BB	SO
03	Peoria	Ariz	2-2	3.73	9	7	0	0	0	31.1	28	18	13	1	12	26

FORBES, Terry

RHP**BORN:** June 27, 1984 in Halifax, Nova Scotia, Canada**BATS:** Left **THROWS:** Right **HEIGHT:** 6-3 **WEIGHT:** 200**RESIDENCE:** Dratmouth, Nova Scotia, Canada**OBTAINED:** Mariners' 9th round selection in the 2002 June draft; signed by Mariners scout Wayne Norton.

Terry Edward Forbes...graduated from Auburn Drive High school in Nova Scotia in June, 2002...began pro career in 2002, pitching in 5 games with Peoria...went 4-0 with a 4.91 ERA and 22 strikeouts combined between Peoria and Everett in 2003...appeared in 11 games (6 starts) with Peoria before being promoted to Everett on Aug. 14...made 6 relief appearances allowing only three earned runs in 7 2/3 innings with Everett.

LIFETIME RECORD

YR	CLUB	LG	W-L	ERA	G	GS	CG	SHO	SV	IP	H	R	ER	HR	BB	SO
02	Peoria	Ariz	0-1	4.50	5	2	0	0	0	14.0	21	14	7	0	4	11
03	Peoria	Ariz	4.0	5.18	11	6	0	0	0	40.0	42	29	23	2	14	20
	Everett	Nwst	0-0	3.52	6	0	0	0	0	7.2	14	7	3	0	3	2

FRUTO, Emiliano

RHP**BORN:** June 6, 1984 in Bolívar, Colombia**BATS:** Right **THROWS:** Right **HEIGHT:** 6-3 **WEIGHT:** 170**RESIDENCE:** Cartagena, Colombia**OBTAINED:** Signed as a non-drafted free agent July 2, 2000; signed by Mariners scout Curtis Wallace.

Emiliano Fruto...graduated from Octaviana Del Cevive High School in Bolivar, Colombia in 2001...was invited to Major League Spring Training camp in 2001...spent regular season with Peoria, going 5-3, 5.84 in 12 starts...was 4-0 in his first 6 starts...participated in the Mariners Fall Instructional League...spent 2002 with Wisconsin, beginning the year in a relief role before moving to the starting rotation in June...was 1-1 with a save and a 5.40 ERA (33.1 IP, 20 ER) in 20 relief appearances while going 5-5 with a 2.76 ERA (78.1 IP, 24 ER) in 12 starts...pitched at least 6.0 innings in 9 of 13 starts...struck out a season-high 11 batters twice, Aug. 3 vs. Fort Wayne and Aug. 29 vs. Cedar Rapids...made 42 appearances, 4 starts, with Inland Empire in 2003...went 7-4 with a 3.52 ERA and 73 strikeouts in 38 relief appearances...held left-handed hitters to a .214 average (25x 117)...did not allow an earned run in five appearances from May 31-June 13 (13.0 IP)...recorded a season-high nine strikeouts over four innings in relief, June 7...promoted to Tacoma Aug. 16...recorded a win in his only appearance with Tacoma, pitching four shutout innings in relief allowing only two hits while striking out two...transferred back to Inland Empire Aug. 19...allowed only one hit while striking out six in his last four appearances (4.0 IP).

LIFETIME RECORD

YR	CLUB	LG	W-L	ERA	G	GS	CG	SHO	SV	IP	H	R	ER	HR	BB	SO
01	Peoria	Ariz	5-3	5.84	12	12	0	0	0	61.2	73	45	40	3	22	51
02	Wisconsin	Mid	6-6	3.55	33	12	0	0	1	111.2	101	57	44	6	55	99
03	Inland Empire	Cal	7-8	3.78	42	4	0	0	7	78.2	80	43	33	5	38	83
	Tacoma	PCL	1-0	0.00	1	0	0	0	0	4.0	1	0	0	0	2	2

FRYE, Randy

RHP**BORN:** Sept. 11, 1983 in Royal Oak, MI**BATS:** Right **THROWS:** Right **HEIGHT:** 6-5 **WEIGHT:** 215**RESIDENCE:** Lake Orion, MI**OBTAINED:** Mariners' 4th round selection in the 2002 June draft; signed by Mariners scout Ken Madeja.

Randall R. Frye...graduated from Lake Orion (MI) High School in June, 2002 where he was named Mr. Baseball for the State of Michigan and the Michigan Gatorade Player of the Year...earned 6 letters in basketball and baseball...began pro career with Peoria in 2002, appearing in 8 games, 5 starts...appeared in 13 games, 12 starts, with Everett in 2003...started 3-0 with a 2.11 ERA in his first four starts...struck out a season-high nine batters June 26 vs. Boise...did not allow an earned run in last two starts of the season (11.0 IP), lowering his ERA from 5.82 to 4.79...recorded a strikeout in 12 of 13 appearances.

LIFETIME RECORD

YR	CLUB	LG	W-L	ERA	G	GS	CG	SHO	SV	IP	H	R	ER	HR	BB	SO
02	Peoria	Ariz	1-4	8.29	8	5	0	0	0	33.2	50	34	31	3	15	23
03	Everett	Nwst	5-4	4.79	13	12	0	0	0	62.0	73	40	33	4	33	53

FULMER, T.A.

RHP

BORN: January 14, 1980 in Houston, TX**BATS:** Right **THROWS:** Right **HEIGHT:** 6-3 **WEIGHT:** 205**RESIDENCE:** Charleston, SC**OBTAINED:** Mariners' 13th round selection in the 2002 June draft; signed by Mariners scout Craig Bell.

Thomas Able Fulmer...graduated from St. Andrews High School in South Carolina May, 1998...graduated from the Citadel in Charleston, SC in June, 2002...led the Bulldogs with 96 strikeouts in 89.2 innings of work in 2002, and tossed the school's fifth no-hitter March 29 vs. East Tennessee State (9.0,0,0,0,2,14)...earned National Pitcher-of-the-Week honors from Louisville Slugger/Collegiate Baseball for the no-no...began pro career with Everett in 2002, finishing the season with a 3.24 ERA (33.1 IP, 12 ER) in 12 games, 4 starts...was 1-0, 2.25 (20.0 IP, 5 ER) in his 4 starts...made 27 starts with Wisconsin in 2003...set Wisconsin's single season record with a 2.58 ERA...tied for Midwest League lead with five complete games, third with 167.2 innings pitched, fifth with 130 strikeouts and eighth in ERA...pitched his first career complete game, allowing only two runs on four hits, May 10 vs. Battle Creek...allowed just an earned run and four hits over eight innings, but suffered a complete-game loss, June 29; struck out a career-high 10 batters including seven of the final eight he faced in the game...pitched seven scoreless innings to pick up his third straight winning start, Aug. 13.

LIFETIME RECORD

YR	CLUB	LG	W-L	ERA	G	GS	CG	SHO	SV	IP	H	R	ER	HR	BB	SO
02	Everett	Nwst	1-2	3.24	12	4	0	0	0	33.1	35	16	12	2	9	34
03	Wisconsin	Mid	9-8	2.58	27	27	5	0	0	167.2	154	60	48	5	37	130

GAETANO, Diomny

RHP

BORN: November 14, 1984 in Puerto la Cruz, VZ**BATS:** Right **THROWS:** Right **HEIGHT:** 6-3 **WEIGHT:** 185**RESIDENCE:** Puerto la Cruz, VZ**OBTAINED:** Signed as a non-drafted free agent July 20, 2001; signed by Mariners scout Emilio Carresquel.

Diomny Gaetano...went 1-0 with a 6.30 ERA (20.0 IP, 14 ER) in 8 games, 2 starts, with Aguirre in 2002...finished the season with 16 saves and a 1.11 ERA for Aguirre of the Venezuelan Summer League in 2003...recorded 12 saves in 12 straight appearances, June 20-July 24...played for Lara in the Venezuelan Winter League.

GANDOLFO, Rob

IF

BORN: Aug. 24, 1977 in Dumont, NJ**BATS:** Left **THROWS:** Right **HEIGHT:** 5-9 **WEIGHT:** 175**RESIDENCE:** Dumont, NJ**OBTAINED:** Signed as a non-drafted free agent November 11, 1999; signed by Mariners scout Tom McNamara.

Robert Gandolfo...graduated from Indiana (PA) University in 1999...played with Massachusetts of the independent Northeastern League in 1999...spent the entire 2000 season with Lancaster...made two trips on the disabled list (May 19-26 and June 13-20) with a left ankle sprain...played with San Bernardino in 2001...had a .982 fielding percentage in 78 games at second base...also appeared in 16 games at shortstop...played with three teams in 2002, beginning the season with San Bernardino...spent time at second base, third base and the outfield...hit .300 in 13 games with the Stampede, then played in 6 games with Tacoma before moving onto San Antonio May 3 for the remainder of the season...placed on the disabled list May 29-June 5 with a right hip flexor strain...hit a

GANDOLFO (continued)

combined .272 between Tacoma and San Antonio in 2003...hit safely in 6x13 games with Tacoma before being transferred to San Antonio April 18...had a season-high eight-game hitting streak, hitting .467 (14x30) with five runs, five doubles and four RBI, July 10-18...hit .326 (30x92) on the road, compared to .246 (16x65) at home...finished with a .323 (21x65) average with runners on base...had 13 multi-hit games, including three three-hit games...placed on the disabled list July 30-Aug. 12 with strained right rib cage...placed on the DL from Aug. 24-Sept. 15 with a left clavicle fracture.

LIFETIME RECORD

YR	CLUB	LG	AVG.	G	AB	R	H	2B	3B	HR	RBI	HB	BB	SO	SB-CS	E	OBP
99	Mass.	IND	.169	59	59	10	10	1	1	0	5	2	7	10	4-2	3	.279
00	Lancaster	Cal	.212	55	184	28	39	4	1	1	12	7	16	20	4-7	4	.297
01	San Bernardino	Cal	.205	94	312	33	64	6	3	0	26	3	23	47	4-6	6	.265
02	San Bernardino	Cal	.300	13	30	3	9	1	1	0	4	1	3	4	1-0	0	.382
	Tacoma	PCL	.250	6	16	2	4	0	1	1	3	0	1	1	0-0	0	.294
	San Antonio	Tex	.195	75	185	16	36	4	1	0	13	1	15	25	1-3	1	.257
03	Tacoma	PCL	.184	13	38	7	7	2	0	0	4	1	1	8	1-0	1	.225
	San Antonio	Tex	.293	54	157	18	46	6	1	0	12	3	9	25	10-5	5	.339

YR	CLUB	LG	W-L	ERA	G	GS	CG	SHO	SV	IP	H	R	ER	HR	BB	SO
03	San Antonio	Tex	0-0	.000	1	0	0	0	0	1.0	0	0	0	0	0	0

GARCIA, Dumas

RHP

BORN: July 7, 1983 in Tulia, Colombia

BATS: Right THROWS: Right HEIGHT: 6-2 WEIGHT: 165

RESIDENCE: Tulia, Colombia

OBTAINED: Signed as a non-drafted free agent January 29, 2002; signed by Mariners scout Curtis Wallace.

Dumas J. Garcia...played with Aguirre in 2002, going 3-2 with a 1.28 ERA (42.1 IP, 6 ER) in 15 games, 4 starts...went 2-1 with a 1.56 ERA (40.1 IP, 7 ER) in seven starts with Aguirre in 2003.

GARCIAPARRA, Michael

IF

BORN: April 2, 1983 in Whittier, CA

BATS: Right THROWS: Right HEIGHT: 6-1 WEIGHT: 165

RESIDENCE: La Habra Heights, CA

OBTAINED: Mariners supplemental 1st round selection (36th overall) in the 2001 June draft; signed by Mariners scout Derek Valenzuela.

Michael Robert Garciaparra...graduated from Don Bosco Technical High School in June 2001...was named First Team All-Camino Real League in baseball for three years...handled kicking duties for school's football team and also played on the varsity soccer team...missed most of 2001 high school baseball season while recovering from surgery to repair a torn ACL sustained during a football game...participated in the Mariners 2001 Arizona Instructional League...played with Peoria in 2002, batting .275 while appearing in 46 games at shortstop...was hitting .317 (19x60) in last 17 games before going to Everett Aug. 23 and playing 9 games with the AquaSox...participated in 2002 Mariners Arizona Instructional League...suffered a broken nose while working out in the Arizona Instructional League in October...appeared in 122 games at shortstop for Wisconsin in 2003...had a season-high nine-game hit streak, hitting .400 (14x35) with six runs, two doubles, six RBI and five stolen bases, July 26-Aug. 4...had three stolen bases on July 29...hit .283 in the month of July, hitting safely in 18 of 25 games...had a season-high four-hit game, Aug. 15...hit safely in 8 of 12 games to end the season...participated in the Mariners 2003 Arizona Instructional League.

LIFETIME RECORD

YR	CLUB	LG	AVG.	G	AB	R	H	2B	3B	HR	RBI	HB	BB	SO	SB-CS	E	OBP
02	Peoria	Ariz	.275	46	160	27	44	8	5	0	20	8	20	42	13-4	18	.383
	Everett	Nwst	.161	9	31	3	5	2	0	0	3	0	4	15	0-1	3	.257
03	Wisconsin	Mid	.243	122	440	55	107	12	1	2	38	9	38	80	14-4	50	.314

GARTH, Ron

IF**BORN:** November 5, 1984 in Rosita, Nicaragua**BATS:** Right **THROWS:** Right **HEIGHT:** 5-11 **WEIGHT:** 165**RESIDENCE:** Rosita, Nicaragua**OBTAINED:** Signed as a non-drafted free agent July 22, 2001; signed by Mariners scout Rolando Gutierrez Diaz.

Ronald Ballardo Garth...played 46 games with Aguirre in 2002, appearing in 36 games at second base, 5 games at third base and 3 games as DH...hit .266 (47x177) in 51 games with Aguirre in the 2003 Venezuelan Summer League.

GONZALEZ, Juan

IF**BORN:** February 23, 1982 in Valencia, VZ**BATS:** Both **THROWS:** Right **HEIGHT:** 6-0 **WEIGHT:** 165**RESIDENCE:** Valencia, VZ**OBTAINED:** Traded to Seattle with Ramon Santiago (inf) by the Detroit Tigers for Carlos Guillen (inf) on January 8, 2004..

Juan M. Gonzalez...played in the Venezuelan Summer league in 1999 and 2000...began pro career with the GCL Tigers in 2001...named to both the Gulf Coast League's mid- and postseason all-star squads...second in the league with a .333 batting average and 64 hits...paced all short-season league third basemen and finished fourth among all short-season league switch-hitters with a .335 batting average...in seven games July 30-Aug. 5, he batted .370 (10x27) with four runs, a double, a home run and five RBI to earn Gulf Coast League Player of the week honors...named the 15-th best prospect in the league by Baseball America...played 120 with West Michigan in 2002...earned Midwest League Player of the Week honors for July 22-28 after hitting .478 (11x23) with five runs, a double, two triples and three RBI...played with West Michigan in 2003...had 20 stolen bases, third straight season with at least 20 stolen bases...had a season high 14-game hit streak, hitting .352 (19x54) with 14 runs and 11 RBI from May 6-20...had five hit streaks of five or more games.

LIFETIME RECORD

YR	CLUB	LG	AVG.	G	AB	R	H	2B	3B	HR	RBI	HB	BB	SO	SB-CS	E	OBP
01	Tiger	GCL	.333	54	192	30	64	79	6	0	3	3	19	30	19-6	9	.396
	Oneonta	NYP	.344	10	32	5	11	2	1	0	8	1	3	5	2-2	1	.405
02	West Michigan	Mid	.252	120	444	71	112	17	8	5	50	7	64	104	21-11	17	.353
03	West Michigan	Mid	.249	126	453	65	113	16	6	4	39	4	65	81	24-10	14	.346

GONZALEZ, Wiki

can be found in the invited players section of the media guide.

GOURE, Sam

LHP**BORN:** April 17, 1978 in Pueblo, CO**BATS:** Both **THROWS:** Left **HEIGHT:** 6-2 **WEIGHT:** 190**RESIDENCE:** Pueblo, CO**OBTAINED:** Signed as a minor league free agent on Aug. 29, 2003; signed by Mariners scout Charley Kerfeld.

Samuel G. Goure...originally selected by the Blue Jays in the ninth round of the 1996 June draft...began pro career with Medicine Hat appearing in 18 games in 1996...led the league with 15 starts for Medicine Hat in 1997...injured and did not pitch in 1998 or 1999...signed by the Rockies as a minor league free agent on April 10, 2000...appeared in 25 games, three starts, with Portland in 2000...struck out 23 batters in 29 innings...signed by Tampa Bay on Jan. 28, 2001...signed by independent Canton in June 2001...appeared in six games, four starts, with Canton in 2001...threw a no-hitter June 7...signed by independent Rio Grande in May 2002...made 20 starts with Rio Grande in 2002...finished fourth in the league in walks with 54...appeared in 22 games for Rio Grande in 2003...set career highs in wins (10), ERA (3.02), complete games (4), shutouts (2), innings pitched (155.0) and strikeouts (138)...named Rawlings Central League Player of the Month for July by Sportsticker...threw a no-hitter on July 12 verses Edinburg, striking out seven and

GOURE (continued)

walking three...did not allow more than two earned runs in six starts in July, posting a 5-1 record with a 1.29 ERA while tossing four complete games and two shutouts...selected to the West Division All-Star team...played for Lara in the Venezuelan Winter League.

LIFETIME RECORD

YR	CLUB	LG	W-L	ERA	G	GS	CG	SHO	SV	IP	H	R	ER	HR	BB	SO
96	Medicine Hat	Pio	1-4	6.00	18	4	0	0	0	48.0	70	48	32	4	19	43
9	Medicine Hat	Pio	2-6	4.71	15	15	1	0	0	80.1	99	61	42	7	20	68
98																
99																
00	Portland	Nwst	1-1	6.21	22	3	0	0	0	29.0	33	24	20	1	24	23
01	Canton	Fron	1-1	8.46	6	4	1	1	0	22.1	31	21	21	4	7	19
02	Rio Grande	Cent	9-8	4.08	20	20	1	0	0	132.1	128	76	60	8	54	100
03	Rio Grande	Cent	10-8	3.02	22	22	4	2	0	155.0	140	62	52	12	47	138

GRATEROL, Francisco

RHP

BORN: November 4, 1983 in Carabobo, VZ

BATS: Right THROWS: Right HEIGHT: 6-2 WEIGHT: 165

RESIDENCE: Valencia, VZ

OBTAIRED: Signed as a non-drafted free agent May 10, 2001; signed by Mariners scout Emilio Carresquel.

Francisco E. Graterol...pitched with Aguirre in the Venezuelan Summer League in 2001 and participated in the Mariners Fall Instructional League...pitched with Peoria in 2002, going 1-4 with a 5.88 ERA in 11 games, 4 starts...played with Aguirre in the Venezuelan Summer League in 2003.

LIFETIME RECORD

YR	CLUB	LG	W-L	ERA	G	GS	CG	SHO	SV	IP	H	R	ER	HR	BB	SO
02	Peoria	Ariz	1-4	5.88	11	4	0	0	0	52.0	86	45	34		8	33

GRATEROL, Oswaldo

OF

BORN: Aug. 27, 1984 in Miranoa, VZ

BATS: Right THROWS: Right HEIGHT: 6-1 WEIGHT: 175

RESIDENCE: Miranoa, VZ

OBTAIRED: Signed as a non-drafted free agent Sept. 4, 2001; signed by Mariners scout Emilio Carrasquel.

Oswaldo Jose Graterol...played with Aguirre in the Venezuelan Summer League in 2002 and 2003...played for Lara in the Venezuelan Winter League.

GRIFFIN, Brock

C

BORN: October 4, 1979 in Portland, OR

BATS: Left THROWS: Right HEIGHT: 6-0 WEIGHT: 200

RESIDENCE: Portland, OR

OBTAIRED: Signed as a non-drafted free agent on May 22, 2003; signed by Mariners scout Phil Geilser.

Brock Crawford Griffin...graduated from the University of Portland in May of 2003...finished second on the team with a .287 batting average and notched 222 putouts and 44 assists in 2003...led WCC with 26 men thrown out on the base paths...racked up 753 career putouts, sixth on the Portland all-time career leaders list...began pro career with Everett in 2003...went 3x4 with a run, home run and four RBI on July 6...promoted to Wisconsin on Aug. 24 appearing in one game.

LIFETIME RECORD

YR	CLUB	LG	AVG.	G	AB	R	H	2B	3B	HR	RBI	HB	BB	SO	SB-CS	E	OBP
03	Everett	Nwst	.135	23	52	6	7	0	0	1	7	0	10	25	0-1	0	.270
	Wisconsin	Mid	.000	1	3	0	0	0	0	0	0	0	0	1	0-0	0	.000

GUARAMATO, Edgar

OF

BORN: Aug. 5, 1984 in Anzoategui, VZ

BATS: Right **THROWS:** Right **HEIGHT:** 6-1 **WEIGHT:** 170

RESIDENCE: Miranda, VZ

OBTAINED: Signed as a non-drafted free agent Aug. 5, 2000; signed by Mariners scouts Bob Engle and Pedro Avila.

Edgar Genaro Guaramato...played with Santo Domingo in the 2000 Dominican Summer League...played with Aguirre of the Venezuelan Summer League in 2001, 2002 and 2003...played for Lara in the Venezuelan Winter League.

GUERRERO, Cristian

OF

BORN: July 12, 1980 in Bani, DR

BATS: Right **THROWS:** Right **HEIGHT:** 6-7 **WEIGHT:** 200

RESIDENCE: Bani, DR

OBTAINED: Claimed off waivers by the Mariners from the Milwaukee Brewers on May 14, 2003

Cristian Paulino Guerrero...cousin of Vladimir and Wilton Guerrero...drove home 37 runs in 64 games, belting five home runs, for the Brewers' Dominican Summer League club in 1998...played with Ogden in 1999...hit .310 and was fifth in the Pioneer League with 26 steals in 28 attempts, earning a spot on the league's post season All-Star team...batted .339 over his first 48 games and had 28 RBI in 65 games...spent first month of the 2003 season with Beloit before missing one month with a toe injury...returned to action with Ogden and ranked fourth among all short-season players with 145 total bases...batted .410 with 29 RBI in the month of August...ranked third in the league with 24 stolen bases...called back to Beloit for its postseason and batted .389 with four doubles, a home run and five RBI in four games...named to the SportsTickers All-Teenager Team...played for High Desert in 2001...season shortened to 85 games by a foot injury (fractured foot) which forced him to miss six weeks of action...collected a career-high 102 hits and equaled career-high with 18 doubles...hit sagely in 18 of 20 games between April 11-May 10, raising his average from .067 to .330...tied for tops on High Desert's club with .391 average (9x23) in six playoff games...spent 2002 with Huntsville...appeared in career-best 111 games and 394 at-bats...posted fourth consecutive season with 20-or-more stolen bases...hit .273 on the road, compared to .175 at home...drove in a season-high three runs April 16 at Tennessee, July 2 at West Tennessee and July 22 at Mobile...began 2003 season with Huntsville and High Desert before being claimed by the Mariners and assigned to Inland Empire...had a season-high nine-game hit streak from July 24-Aug. 3, hitting .548 (17x31)...had 23 multi-hit games, including seven three-hit games...hit .301 at home, compared to .256 on the road...hit .427 vs. left-handed pitchers...played for Escogido in the Dominican Winter League.

LIFETIME RECORD

YR	CLUB	LG	AVG.	G	AB	R	H	2B	3B	HR	RBI	HB	BB	SO	SB-CS	E	OBP
99	Ogden	Pio	.310	65	226	51	70	7	3	5	28	2	23	59	26-2	6	.377
00	Beloit	Mid	.164	15	55	5	9	4	0	2	8	1	18	1-0	1	190	
	Ogden	Pio	.341	66	255	56	87	14	4	12	54	4	37	42	24-6	2	.431
01	High Desert	Cal	.312	85	327	50	102	18	2	7	41	1	18	79	22-11	7	.349
02	Huntsville	Sou	.223	111	394	47	88	17	1	8	48	3	26	101	21-9	6	.274
03	Huntsville	Sou	.195	32	123	8	24	6	0	0	7	0	4	29	3-1	1	.220
	High Desert	Cal	.333	3	12	3	4	1	1	0	2	0	1	4	0-0	0	.385
	Inland Empire	Cal	.278	83	299	52	83	9	6	9	38	4	19	58	12-7	5	.327

GUTIERREZ, Alejandro

RHP

BORN: December 3, 1985 in Valencia, Carabob, VZ

BATS: Both **THROWS:** Right **HEIGHT:** 6-3 **WEIGHT:** 175

RESIDENCE: Guacara, VZ

OBTAINED: Signed as a non-drafted free agent April 14, 2003; signed by Mariners scout Emilio Carresquel.

Alejandro Elias Gutierrez...played for Aguirre in the Venezuelan Summer League in 2003

GUTTORMSON, Ricky

RHP**BORN:** January 11, 1977 in Torrance, CA**BATS:** Right **THROWS:** Right **HEIGHT:** 6-2 **WEIGHT:** 185**RESIDENCE:** Anacortes, WA**OBTAINED:** Signed as a Minor League free agent September 30, 2003; signed by Mariners scout Charley Kerfeld.

Ricky Lee Guttormson...attended Edmonds Community College...began pro career in 1997 with the Peoria Padres...went 4-3 with four saves and a 6.00 ERA in 23 games (two starts) between Peoria and Idaho Falls...earned two saves in consecutive outings (2.0 IP) for Idaho Falls, Aug. 3 at Medicine Hat and Aug. 8 vs. Great Falls...played for Clinton in 1998, posting 2.60 ERA in 30 games (five starts)...ranked 8th in ERA in the Midwest League...was named San Diego's Minor League Pitcher of the Year in 1999 with Rancho Cucamonga...led organization in wins (14) and ranked 3rd in ERA (3.72)...named to the California League All-Star team...ranked 2nd among league starters in walks per 9 innings (1.85), tied for 2nd in starts (28), 3rd in innings (174.1) and 8th in ERA...went 2-0 with a 0.00 ERA (12.0 IP) in his first two starts to earn California League Pitcher of the Week honors for April 8-18...struck out a career-high 12 batters (7.2 IP) on June 2...carried a no-hitter through 8.0 innings against Lake Elsinore on July 11 but lost the bid on a leadoff double in the ninth...appeared in 17 games with Mobile in 2000...missed two months after undergoing emergency splenectomy surgery April 23 in Greenville...was hit by a ball in the abdomen April 10, resulting in the procedure almost 2 weeks later...returned June 21...won back-to-back starts Aug. 24 and Aug. 29...appeared in 27 games (24 starts) with Mobile in 2001...led the Southern League with 16 losses while ranking 4th in earned runs (73) and 5th in home runs allowed (18)...led Mobile in starts and innings pitched (143.1), and ranked 2nd with 78 strikeouts...tossed 6.0 scoreless innings, allowing just one hit on April 17 vs. West Tenn...suffered a seven-game losing streak from June 1-July 26, but allowed one run or less in four starts during the stretch...promoted to Portland for one start on July 31 and returned to Mobile on Aug. 3...limited right-handed batters to a .241 average (79x328)...went 5-10 with a 3.98 ERA combined between Yuba-Sutter and Chico in the Western Independent League in 2002...made 11 starts with Yuba-Sutter, tossing two complete games (June 8 and June 26)...struck out a season-high 10 batters (8.1 IP) on July 21...made seven starts with Chico to end the season...made 20 starts with Berkshire of the Northern Independent League in 2003...threw complete game allowing three runs on eight hits on June 2...struck out 140 batters in 142 2/3 innings...struck out a season-high 14 batters (8.0 IP) on Aug. 25...went 7-2 with a 2.51 ERA in 13 games at home...won three straight decisions from Aug. 15-25.

LIFETIME RECORD

YR	CLUB	LG	W-L	ERA	G	GS	CG	SHO	SV	IP	H	R	ER	HR	BB	SO
97	Padres	Ariz	1-1	4.91	5	0	0	0	1	11.0	17	11	6	3	4	19
	Idaho Falls	Pio	3-2	6.43	18	2	0	0	-3	28.0	34	25	20	2	11	19
98	Clinton	Mid	14-8	3.72	30	25	0	0	0	159.0	155	66	46	9	41	141
99	Rancho Cucamonga	Cal	14-8	3.72	28	28	1	0	0	174.1	165	83	72	15	36	125
00	Mobile	Sou	4-4	3.98	17	15	0	0	0	81.1	88	44	36	9	35	36
01	Mobile	Sou	5-16	4.71	27	24	0	0	0	143.1	146	84	75	18	51	78
	Portland	PCL	0-1	10.80	1	0	0	0	0	5.0	9	6	6	0	1	1
02	Yuba-Sutter	West	3-7	4.15	11	11	2	0	0	78.0	97	51	36	3	20	48
	Chico	West	2-3	3.69	7	7	0	0	0	46.1	46	24	19	7	20	40
03	Berkshire	West	8-8	3.22	20	20	1	0	0	142.2	133	64	51	8	40	140

GUZMAN, Elpidio

OF**BORN:** February 24, 1977 in Santo Domingo, DR**BATS:** Left **THROWS:** Left **HEIGHT:** 6-0 **WEIGHT:** 165**RESIDENCE:** Santo Domingo, DR**OBTAINED:** Signed as a minor league free agent November 19, 2002; signed by Mariners scout Patrick Guerrero.

Elpidio Guzman...married to Marileia Majia; has a daughter, Alison...signed as a non-drafted free agent by the Anaheim Angels Nov. 27, 1995...spent 1996 playing in the Dominican Summer League...began pro career with Butte in 1997, hitting .302 (13x43) and ranking second on the club with a .605 slugging percentage...led Butte with a .331 batting average (99x299) and was seventh in the Pioneer League in 1998...was named team's

GUZMAN (continued)

MVP, and led the club in hits, total bases (152), home runs (9) and RBI (61)...had career-high 26 doubles in 1999 with Cedar Rapids...ranked second in the Midwest League with 13 triples and 52 stolen bases...had 11 multi-stolen base games, including 4 steals vs. Rockford June 20...set career-highs with Lake Elsinore in 2000 with 96 runs, 150 hits, 16 triples, 72 RBI and 53 steals...led California League in triples...named league's player of the week for Aug. 7-13...named to league's All-Star Team honorable mention list...ranked by Baseball America as Anaheim's ninth-best prospect...played with Arkansas in 2001, and had a career-high .984 fielding percentage with 10 outfield assists in 110 games...finished second in the Texas League with 10 triples...spent second season with Arkansas in 2002...had 12-game hitting streak from April 9-20, batting .365 (19x52) over that span...hit .351 (34x97) in 26 June games; reached base safely in 22 of those games...played winter ball with Escogido in the Dominican Republic...appeared in all three outfield positions with San Antonio in 2003...hit safely in 9 of 10 games to start the season...had a season-high 13-game hit streak from May 3-18, hitting .304 (17x56) with nine runs, four extra-base hits, 14 RBI and five stolen bases...had 35 multi-hit games, including a season high four-hit game on June 29...hit .291 (74x254) on the road, compared to .258 (57x221) at home...played for Escogido in the Dominican Winter League.

LIFETIME RECORD

YR	CLUB	LG	AVG.	G	AB	R	H	2B	3B	HR	RBI	HB	BB	SO	SB-CS	E	OBP
97	Butte	Pio	.302	17	43	12	13	2	1	3	13	0	5	5	3-0	4	.375
98	Butte	Pio	.331	69	299	70	99	16	5	9	61	2	24	44	40-9	5	.383
99	Cedar Rapids	Mid	.274	130	526	74	144	26	13	4	48	2	41	84	52-17	13	.327
00	Lake Elsinore	Cal	.282	135	532	96	150	20	16	9	72	3	61	116	53-14	14	.353
01	Arkansas	Tex	.244	117	459	58	112	21	8	7	46	2	17	89	18-14	4	.272
02	Arkansas	Tex	.247	124	454	57	112	15	9	4	41	2	40	91	21-11	8	.309
03	San Antonio	Tex	.276	129	475	60	131	13	8	4	53	1	21	66	28-10	8	.306

GUZMAN, Jesus

IF

BORN: June 14, 1984 in Sucre, VZ

BATS: Both **THROWS:** Right **HEIGHT:** 6-1 **WEIGHT:** 165

RESIDENCE: Sucre, VZ

OBTAINED: Signed as a non-drafted free agent July 2, 2000; signed by Mariners scouts Jose Moreno and Jesus Salazaar.

Jesus Antonio Guzman...played in the 2000 Dominican Summer League with Santo Domingo...played 40 games with Aguirre of the Venezuelan Summer League in 2001...batted .279 (62x222) in 58 games with Aguirre in 2002...hit .359 (74x206) with 25 multi-hit games in 56 games with Aguirre in 2003...named Aguirre's Most Valuable Player by the Seattle Mariners...participated in the Mariners 2003 Arizona Instructional League...played for Lara in the Venezuelan Winter League.

HAGEN, Matt

IF

BORN: January 3, 1980 in Watsonville, CA

BATS: Right **THROWS:** Right **HEIGHT:** 6-4 **WEIGHT:** 215

RESIDENCE: Greeley, CO

OBTAINED: Mariners' 12th round selection in the 2002 June draft; signed by Mariners scout Rob Mummau.

Matthew McDermott Hagen...led the Big South Conference with 18 home runs for Liberty University in Lynchburg, VA in 2002...finished the college season with a .344 (77x224) batting average and led the club with 64 RBI and a .701 slugging percentage...majoring in communications, is slated to graduate in June, 2003...began pro career with Everett in 2002, batting .289 (59x204) in 63 games at third base...was 28x89 (.315) with 14 RBI in 25 August games...participated in Mariners Fall Instructional League...played third base for Wisconsin in 2003...tied Wisconsin's single season club record with 21 home runs and finished third in the league...named Midwest League Batter of the Week for May 5-11, batting .472 with 3 homers and a .952 slugging percentage...homered in three straight games, June 15-20...had 21 multi-hit games, including a season high four-hit game on April 27...named to the Texas League All-Star Team.

LIFETIME RECORD

YR	CLUB	LG	AVG.	G	AB	R	H	2B	3B	HR	RBI	HB	BB	SO	SB-CS	E	OBP
02	Everett	Nwst	.289	63	204	40	59	10	1	7	30	6	35	47	3-1	21	.408
03	Wisconsin	Mid	.220	126	450	65	99	28	0	21	65	4	56	129	8-6	35	.309

HALL, Vance

LHP

BORN: November 24, 1983 in Pittsburgh, PA

BATS: Left THROWS: Left HEIGHT: 6-2 WEIGHT: 215

RESIDENCE: Pittsburgh, PA

OBTAINED: Mariners 28th round selection in the 2002 June draft; signed by Mariners scout Rob Mummau.

Vance Aaron Hall...graduated Taylor Allderdice High School in Pittsburgh, PA in June, 2002...went 6-1 with a 0.90 ERA and struck out 53 in 39 innings his senior year...threw two no-hitters against City League Champion Carrick...began pro career with Peoria in 2003...won consecutive games, July 15 and 22, allowing one run on eight hits in 13 innings...allowed one run or less runs in four of his last five starts to end the season, lowering his ERA from 11.47 to 4.89.

LIFETIME RECORD

YR	CLUB	LG	W-L	ERA	G	GS	CG	SHO	SV	IP	H	R	ER	HR	BB	SO
03	Peoria	Ariz	2-2	4.89	9	9	0	0	0	46.0	42	26	25	4	20	31

HARRINGTON, Corey

IF

BORN: May 6, 1980 in Lincoln, NE

BATS: Right THROWS: Right HEIGHT: 6-1 WEIGHT: 180

RESIDENCE: Lincoln, NE

OBTAINED: Mariners' 17th round selection in the 2002 June draft; signed by Mariners scout Steve Peck.

Corey M. Harrington...graduated from Lincoln (NE) Pius X High School...attended New Mexico State University...earned All-Sun Belt honors and set a school record with 42 stolen bases in 2002...moved from the outfield to shortstop and led the club with 81 runs scored...began pro career in 2002 with Everett, appearing in 49 games at shortstop...played five different positions for Wisconsin in 2003 (second base, third base, shortstop, left field and DH)...started the season by hitting .340 (18x53) in April...had a season high 10-game hit streak from May 13-26, hitting .400 (16x40) with eight runs, six extra-base hits and six RBI...had three hit streaks of seven or more games...went 5x6 with three runs scored, a double, a RBI and a stolen base on July 3...was placed on the disabled list with a left ankle sprain from July 17-Aug. 8...hit .333 (2x6) with two runs in two post season games.

LIFETIME RECORD

YR	CLUB	LG	AVG.	G	AB	R	H	2B	3B	HR	RBI	HB	BB	SO	SB-CS	E	OBP
02	Everett	Ariz	.206	49	165	23	34	11	0	1	17	2	13	35	3-2	21	.271
03	Wisconsin	Mid	.258	93	353	55	91	18	7	2	31	12	29	69	20-9	19	.322

HARRIS, Gary

OF

BORN: Sept. 9, 1979 in Dalton, GA

BATS: Left THROWS: Right HEIGHT: 5-10 WEIGHT: 180

RESIDENCE: Resaca, GA

OBTAINED: Mariners' 18th round selection in the 2002 June draft; signed by Mariners scout Eric Robinson.

Edward Garrison Harris...graduated from Gordon Central High School in Calhoun, GA in May, 1998...graduated from Truett McConnell Junior College in Cleveland, GA in June, 2001 before moving on to Georgia College in Milledgeville, GA...in 2002, led the Bobcats with 58 runs scored and 5 triples...earned All-Peach Belt Conference and first-team All-Region honors...began pro career with Everett in 2002, and was named to the Northwest

HARRIS (continued)

League All-Star Team after batting .287 in 69 games...had hitting streaks of 8, 13 and 11 games in his first 35 games played...reached base safely in 57 of his 69 games...played center field for Wisconsin in 2003...reached base safely by either a hit or a walk in 19 straight games from April 11-28...hit grand slam and had five RBI May 26...stole four bases and scored four runs July 29 vs. Cedar Rapids...had a season-high eight game hitting streak from Aug. 19-27, hitting .412 (14x34) with five runs, five doubles and six RBI...had seven hit streak of five or more games...finished 5th in the league in hits with 150...tied for the team lead with seven triples and led the team with 36 stolen bases...hit .375 (3x8) with a double and two RBI in two postseason games.

LIFETIME RECORD

YR	CLUB	LG	AVG.	G	AB	R	H	2B	3B	HR	RBI	HB	BB	SO	SB-CS	E	OBP
02	Everett	Ariz	.287	69	286	37	82	12	8	6	43	6	16	63	4-2	2	.337
03	Wisconsin	Mid	.285	127	526	81	150	26	7	4	52	8	36	75	36-13	6	.336

HAYS, Sam

LHP

BORN: October 7, 1981 in Waco, TX

BATS: Left **THROWS:** Left **HEIGHT:** 6-5 **WEIGHT:** 210

RESIDENCE: Waco, TX

OBTAINED: Mariners' 4th round selection (1st pick) in the June 2000 draft; signed by Mariners scout Kyle Van Hook.

John Samuel Hays...is the grandson of former Major Leaguer Sid Hudson, who pitched for the Washington Senators and Boston Red Sox from 1940-54...graduated from Waco (TX) High School in June 2000...was 6-2, 2.19 with 126 strikeouts in 70.1 innings pitched in 2000 for Waco High School...named District MVP and played in the Texas State All-Star Game at the Ballpark in Arlington...participated in the 2000 Sun Belt Classic, a tournament featuring the top high school players from seven different states...made pro debut with Peoria Mariners in 2001...earned the win in his first career start, June 25 vs. the Angels, allowing 2 earned runs in 5.0 innings pitched...missed the 2002 season after undergoing left shoulder surgery on June 23...appeared in 18 games, 7 starts, with Everett in 2003...participated in the Mariners 2003 Fall Instructional League.

LIFETIME RECORD

YR	CLUB	LG	W-L	ERA	G	GS	CG	SHO	SV	IP	H	R	ER	HR	BB	SO
01	Peoria	Ariz	1-2	6.83	7	7	0	0	0	29.0	36	25	22	0	14	22
02																
03	Everett	Nwst	2-3	4.89	18	7	0	0	0	42.1	44	29	23	1	37	31

HEASTON, Bryan

RHP

BORN: June 9, 1980 in Farmington, NM

BATS: Right **THROWS:** Right **HEIGHT:** 6-3 **WEIGHT:** 215

RESIDENCE: Farmington, NM

OBTAINED: Signed as a non-drafted free agent September 12, 2002; signed by Mariners scout Tim Schmidt.

Bryan Wayne Heaston...graduated from Farmington (NM) High School in June, 1998...graduated from Mt. San Jacinto (CA) Junior College in June, 2000 and from Union College in Barboursville, KY in 2002...went 11-2 with 3 saves in 2002...ranked 7th in the NAIA with a 2.05 ERA, 8th in strikeouts per nine innings (9.75) and 10th in winning percentage (.846)...tied school record with 90 strikeouts in a season...named NAIA Second Team All-American, first team All-Region and first team All-Conference...began pro career with Richmond...went 3-3 with 11 saves and a 3.70 ERA (41.1 IP, 17 ER) in 36 games, helping Richmond to the league title...did not allow an earned run in 13 consecutive relief appearances from June 30-July 23 (13.2 IP)...finished July 2-1 with 7 saves and a 1.80 ERA in 17 games...made 41 relief appearances with Wisconsin in 2003...held left-handers to a .193 average, compared to .322 average against right-handers... led the team with eight saves.

LIFETIME RECORD

YR	CLUB	LG	W-L	ERA	G	GS	CG	SHO	SV	IP	H	R	ER	HR	BB	SO
02	Richmond	Fron	3-3	3.70	36	0	0	0	11	41.1	41	24	17	1	31	43
03	Wisconsin	Mid	2-2	2.87	41	0	0	0	8	53.1	53	20	17	0	26	21

HENRIQUEZ, Andy

RHP

BORN: November 5, 1986 in San Felipe, DR

BATS: Right THROWS: Right HEIGHT: 6-4 WEIGHT: 175

RESIDENCE: Santo Domingo, DR

OBTAINED: Signed as a non-drafted free agent November 28, 2003; signed by Mariners scout Patrick Guerrero.

Andy Henriquez...is under contract to play in the Dominican Summer League in 2004.

HERNANDEZ, Eddy

OF

BORN: Aug. 4, 1984 in San Pedro de Macoris, DR

BATS: Left THROWS: Left HEIGHT: 6-3 WEIGHT: 170

RESIDENCE: San Pedro de Macoris, DR

OBTAINED: Signed as a non-drafted free agent December 15, 2001; signed by Mariners scout Patrick Guerrero.

Eddy Hernandez...played in the Dominican Summer League in 2002 and 2003.

HERNANDEZ, Felix

RHP

BORN: April 8, 1986 in Valencia, VZ

BATS: Right THROWS: Right HEIGHT: 6-3 WEIGHT: 170

RESIDENCE: Valencia, VZ

OBTAINED: Signed as a non-drafted free agent July 4, 2002; signed by Mariners scouts Bob Engle, Pedro Avila and Emilio Carrasquel.

Felix Hernandez...graduated from Unidad Educativa Jose Austre in July, 2002...originally assigned to the Santo Domingo Mariners of the Dominican League...started 2003 season with Everett...began season 5-0, 0.82 (22 IP, 2 ER, 31 K)...struck out a season-high ten batters three times (July 27, Aug. 13 & Aug. 29)...finished 5th in the league with 73 strikeouts in 55.0 IP (11.9 K/9 IP)...held opponents to a .218 average...promoted to Wisconsin on Aug. 21...made two starts with Wisconsin striking out 18 batters in 14 innings to end the season...named to the Northwest League All-Star team...named Everett's Most Valuable Pitcher by the Seattle Mariners...participated in the Mariners 2003 Arizona Instructional League...played for Lara in the Venezuelan Winter League.

LIFETIME RECORD

YR	CLUB	LG	W-L	ERA	G	GS	CG	SHO	SV	IP	H	R	ER	HR	BB	SO
03	Everett	Nwst	7-2	2.29	11	7	0	0	0	55.0	43	17	14	2	24	73
	Wisconsin	Mid	0-0	1.93	2	2	0	0	0	14.0	37	4	3	1	3	18

HINTZ, Beau

LHP

BORN: May 12, 1980 in Stockton, CA

BATS: Left THROWS: Left HEIGHT: 6-4 WEIGHT: 210

RESIDENCE: Stockton, CA

OBTAINED: Mariners' 10th round selection in the 2001 June draft; signed by Mariners scout Stacey Pettis.

Beau Hintz...graduated from Lincoln High School in Stockton, CA in June, 1998...attended Fresno State University...ranked second on team with a 3.45 ERA...named WAC Pitcher of the week on Feb. 21, 2001...named to the Pepsi/Johnny Quik Classic All-Tournament team...began pro career with Peoria in 2001, appearing in 15 games with 11 starts...earned win and tossed 6.0 shutout innings, allowing 2 hits while striking out a season-high 8 and walking none July 20 at Tri-Cities...missed 2002 after undergoing left elbow surgery in March...split 2003 season between Wisconsin and Everett...made six

HINTZ (continued)

starts with Wisconsin before being transferred to Everett on May 11...pitched 6 2/3 scoreless innings to pick up his first win of the season, June 20...allowed two or less runs in his first five starts.

LIFETIME RECORD

YR	CLUB	LG	W-L	ERA	G	GS	CG	SHO	SV	IP	H	R	ER	HR	BB	SO
01	Peoria	Ariz	3-4	6.39	15	11	0	0	1	56.1	63	50	40	5	15	43
02						Injured - Did Not Pitch										
03	Wisconsin	Mid	0-4	0.00	8.39	6	6	0	0	24.2	37	24	23	3	6	21
	Everett	Nwst	5-7	4.20	14	14	0	0	0	81.1	75	43	38	4	35	62

HOERMAN, Jared

RHP

BORN: April 25, 1977 in Garden City, KS

BATS: Right **THROWS:** Right **HEIGHT:** 6-4 **WEIGHT:** 215

RESIDENCE: Ardmore, OK

OBTAINED: Signed as a non-drafted free agent June 18, 1999; signed by Mariners scout Des Hamilton.

Jared Jay Hoerman...graduated from Plainview (OK) HS in 1995...attended Eastern Oklahoma JC and the University of Oklahoma where he majored in sociology...made pro debut with Peoria in 1999...was 1-0 with 2 saves and a 1.41 ERA in 11 games...held opponents to a .203 batting average...struck out 46 while walking just 6...was promoted to Lancaster on Aug. 20...spent the 2000 season at Wisconsin...held left-handed hitters to a .189 average...split 2001 between San Bernardino and San Antonio...his 1.90 combined ERA was the lowest of any Mariners farmhand...allowed just 3 home runs in 109.1 IP while striking out 119 and walking 36...began year with Stampede, making 11 relief appearances...transferred to Wisconsin May 12...went 2-0, 1.69 in 3 starts from May 18-31...did not allow an earned run in 7 straight games, 2 starts, from June 15-July 16 (22.0 IP)...named Midwest League's Pitcher of the Week for Aug. 13-19 after going 2-0 with a 0.64 ERA in 2 starts (14.0, 4, 1, 1, 2, 20)...named San Bernardino's Most Valuable Pitcher by Mariners organization in 2002...led Mariners minor leaguers and the California League with 29 saves...his 54 games pitched was tied for second in the league...was Roloids Relief Man winner for California League with 89 points, tied for the fifth-best point total in the minors...began season making 4 starts with San Bernardino before moving into the closer's role while holding opponents to a .201 batting average on the season...was 2-0, 6.00 (18.0 IP, 12 ER) in 4 starts and 5-4 with 29 saves and a 1.75 ERA (56.2 IP, 11 ER) in 50 relief appearances...had 10 saves and a 0.64 ERA (14.0 IP, 1 ER) in 13 August games...held opponents scoreless in final 11 games (12.1 IP)...set the San Antonio Missions record for saves in a season with 36 in 2003...had 11 straight saves from May 20-June 27, setting the longest consecutive save streak in the Texas League since Sean Maloney had 14 in 1996...was Roloids Relief Man winner for the Texas League with 102 points, second-best point total in the minors...tied with several players for fifth in the league with 56 games pitched.

LIFETIME RECORD

YR	CLUB	LG	W-L	ERA	G	GS	CG	SHO	SV	IP	H	R	ER	HR	BB	SO
99	Peoria	Ariz	1-0	1.41	11	1	0	0	2	32.0	24	6	5	0	6	46
	Lancaster	Cal	0-0	7.04	4	0	0	0	0	7.2	8	6	6	2	7	6
00	Wisconsin	Mid	0-4	4.70	22	0	0	0	1	38.1	35	25	20	4	22	44
01	San Bernardino	Cal	0-0	3.86	11	0	0	0	0	18.2	16	11	8	1	7	18
	San Antonio	Tex	9-2	1.49	21	13	0	0	0	90.2	60	32	15	2	29	101
02	San Bernardino	Cal	7-4	2.77	54	4	0	0	29	74.2	54	31	23	0	32	97
03	San Antonio	Tex	3-6	3.84	56	0	0	0	36	58.2	62	32	25	4	23	17

HOFFPAUIR, Josh

BORN: September 21, 1977 in Natchez, MS

BATS: Left **THROWS:** Right **HEIGHT:** 5-10 **WEIGHT:** 175

RESIDENCE: Vidalia, LA

OBTAINED: Signed as a minor league free agent November 14, 2003; signed by Mariners David May.

Joshua Heath Hoffpauir...attended Southern Mississippi College...originally signed as a non-drafted free agent by Oakland on June 17, 2000...began his pro career with the Arizona Rookie League A's in 2000...finished 2nd in the league in runs (51), 3rd in hits (66), batting average (.384) and fourth in on-base percentage (.471)...named to the Arizona League's All-Star team...went 5x6 on July 1 and had five RBI on July 28...hit safely in 21 of 22 games from July 11-Aug. 15...transferred to Vancouver at the end of Aug. and had three multi-hit games in seven contests...began 2001 at Modesto and batted .310 in the first month...batted .192 (19x99) over his next 32 games and was transferred to Vancouver on June 19...hit safely and scored a run in 7 of his first 8 games...had two or more hits in nine of his 28 games there and was sent back to Modesto on July 27, where he spent the rest of the season...began the season at Modesto in the Oakland organization and was released on May 5 after batting .118 in 15 games... signed with Baltimore on May 16, 2002 and was assigned to Bowie...had a 10-game hitting streak from Aug. 10-19, batting .429 (15x35)...hit safely in 20 of his last 23 games of the year, batting .349 (29x83)...hit .321 with runners on base...appeared in 108 games with Bowie and 3 games with Aberdeen in 2003...hit safely in 18 of 21 games from July 12-Aug. 13, including a season-high seven-game hit streak from Aug. 5-12...had 26 multi-hit games...hit .361 (30x83) with runners in scoring position.

LIFETIME RECORD

YR	CLUB	LG	AVG.	G	AB	R	H	2B	3B	HR	RBI	HB	BB	SO	SB-CS	E	OBP
00	Athletics	Ariz	.384	45	172	51	66	13	2	4	31	4	26	9	15-4	12	.471
	Vancouver	Nwst	.280	7	25	1	7	2	1	0	5	1	1	0	0-1	6	.333
01	Modesto	Cal	.237	71	228	27	54	13	3	0	21	3	19	26	10-2	13	.299
	Vancouver	Nwst	.312	28	93	18	29	3	0	0	5	1	11	7	15-4	4	.387
02	Modesto	Cal	.118	15	34	7	4	1	1	1	1	0	6	6	1-1	1	.250
	Bowie	East	.268	86	302	31	81	12	3	1	25	3	21	28	10-6	19	.321
03	Bowie	East	.289	108	356	38	103	21	2	2	33	10	26	24	13-7	6	.354
	Aberdeen	NYP	.333	3	12	2	4	1	0	0	1	0	1	1	1-0	0	.385

HORNER, Jim

BORN: November 11, 1973 in Snoqualmie, WA

BATS: Right **THROWS:** Right **HEIGHT:** 6-0 **WEIGHT:** 210

RESIDENCE: Twin Falls, ID

OBTAINED: Signed as a non-drafted free agent on August 8, 1996.

James Horner...graduated from Twin Falls High School in 1992...starred in football and baseball, including being named honorable mention on the USA Today All-American football team...graduated from Washington State University in June 1996 with a degree in Criminal Justice...named to the All-Pac-10 North athletics and academic teams...began pro career with Everett in 1996...split the 1997 season between Wisconsin and Lancaster...nearly 40% of his hits went for extra bases (31 of 82)...promoted to Orlando in 1998...hit nine home runs, including a grand slam on Aug. 15 vs. Knoxville...set career highs in average, at bats, hits, doubles and RBI in 1999 at New Haven...hit .356 (16x45) with runners in scoring position and two outs...had one error in 76 games behind the plate...two trips to the disabled list in 2000 limited him to just 65 games with New Haven...hit .347 with 13 RBI in June...drove in six runs with a double, triple and home run on June 27...was on the disabled list from July 1-14 with right shoulder tendinitis...returned to the DL from Aug. 1-24 with a lower back strain...split season between San Antonio and Tacoma in 2002...appeared in two games with Tacoma before being transferred to San Antonio...hit .355 (22x62) in the month of July...hit .350 with runners in scoring position...had 18 multi-hit games, including six three-hit games...finished the season appearing in five games with Tacoma...appeared in two games with Tacoma in 2003 before being transferred to San Antonio...had 24 multi-hit games, including a season-high five hits on May 3...hit .385 (37x96) in April and May...had a season-high seven-game hit streak from May 3-13, hitting .464 (13x28)...hit .358 with runners in scoring position...selected to the Texas League West Division All-Star team...hit .368 (7x19) with three doubles and two RBI in five games in the Texas League Championships.

LIFETIME RECORD

YR	CLUB	LG	AVG.	G	AB	R	H	2B	3B	HR	RBI	HB	BB	SO	SB-CS	E	OBP
96	Everett	Nwst	.150	18	60	6	9	2	0	2	5	1	10	16	0-0	2	.282
97	Wisconsin Lancaster	Mid Cal	.248	47	161	19	40	10	1	5	24	5	17	53	0-1	0	.337
98	Orlando	Sou	.258	45	163	26	42	6	0	9	27	2	16	48	2-0	5	.330
99	New Haven	East	.219	73	247	29	54	9	1	9	36	3	33	59	2-1	6	.313
00	New Haven	East	.270	76	278	29	75	17	0	6	50	4	17	51	1-1	1	.319
01	Tacoma	PCL	.241	65	245	36	59	11	2	9	33	5	20	42	4-1	7	.309
02	Tacoma	PCL	.284	65	236	45	67	16	0	6	29	12	10	41	1-0	5	.342
	Tacoma	PCL	.300	7	20	5	6	2	0	0	1	2	0	4	0-0	0	.364
	San Antonio	Tex	.297	63	209	29	62	18	1	4	30	7	19	48	1-1	6	.371
03	San Antonio	Tex	.311	71	254	37	79	11	1	5	43	5	12	37	4-1	2	.348
	Tacoma	PCL	.167	2	6	0	1	0	0	0	0	0	2	1	0-0	0	.375

HRYNIO, Michael

RHP

BORN: November 18, 1982 in Dover, NJ

BATS: Right THROWS: Right HEIGHT: 6-2 WEIGHT: 190

RESIDENCE: Mine Hill, NJ

OBTAINED: Mariners' 12th round selection in the 2001 June draft; signed by Mariners scout David May.

Michael F. Hrynio...graduated from Dover (NJ) High School in June, 2001...played 4 years of varsity baseball, 3 years of football and 2 years of winter track...played with Peoria Mariners in 2001...appeared in 20 games, 15 at third base...took part in the Mariners Arizona Instructional League...spent 2002 at Peoria, appearing in 35 games at third base...hit safely in 8 of 9 games from July 15-Aug. 2...made 14 relief appearances for Peoria in 2003...participated in the Mariners 2003 Arizona Instructional League.

LIFETIME RECORD

YR	CLUB	LG	AVG.	G	AB	R	H	2B	3B	HR	RBI	HB	BB	SO	SB-CS	E	OBP
01	Peoria	Ariz	.161	20	56	4	9	2	0	0	5	1	2	21	0-1	10	.203
02	Peoria	Ariz	.246	39	134	17	33	8	2	1	15	7	13	40	2-1	16	.342
03	Peoria	Ariz	.500	16	4	3	2	0	0	1	0	2	1	1-0	1	.667	

YR	CLUB	LG	W-L	ERA	G	GS	CG	SHO	SV	IP	H	R	ER	HR	BB	SO
03	Peoria	Ariz	2-3	4.07	14	0	0	0	0	24.1	31	20	11	0	9	20

HYMON, James

IF

BORN: April 22, 1980 in Chicago, IL

BATS: Right THROWS: Right HEIGHT: 6-0 WEIGHT: 170

RESIDENCE: Chicago, IL

OBTAINED: Mariners' 18th round selection in the 2003 June draft; signed by Mariners scout Alvin Rittman.

James Marlon Hymon...graduated from Rust College in Minnesota May 2003...led the nation's Division III programs with 56 stolen bases in 62 attempts over 41 games...hit .381 his senior season...began pro career with Peoria in 2003 appearing in 17 games...hit safely in 8 of 11 games from Aug. 7-26, hitting .379 (11x29) with five runs and three stolen bases...had two stolen bases on Aug. 28 in game 1 of a doubleheader.

LIFETIME RECORD

YR	CLUB	LG	AVG.	G	AB	R	H	2B	3B	HR	RBI	HB	BB	SO	SB-CS	E	OBP
03	Peoria	Ariz	.148	37	115	15	17	1	2	0	7	3	18	51	7-2	8	.275

JACOBS, Greg

OF

BORN: October 9, 1976 in Orange, CA

BATS: Left **THROWS:** Left **HEIGHT:** 5-10 **WEIGHT:** 185

RESIDENCE: Anaheim Hills, CA

OBTAINED: Signed as a minor league free agent September 18, 2002; signed by Mariners scout Charley Kerfeld.

Gregory Patrick Jacobs...attended Cal State Fullerton...selected by Anaheim Angels in the 13th round of the 1998 June draft as a left-handed pitcher...began pro career in 1998 with Boise, making 25 relief appearances...pitched in career-high 105.1 innings in 1999 with Cedar Rapids, playing 36 (10 starts)...pitched with Lake Elsinore in 2000, making 32 relief appearances...went a combined 3-5 with a 6.82 ERA (64.2 IP, 49 ER) in 51 relief appearances in 2001, splitting time between Rancho Cucamonga and Lancaster...released by Anaheim March 26, 2002...converted to outfielder in 2002 with Long Beach of the independent Western League, batting .382 (124x325) with 18 home runs and 91 RBI in 85 games...reached base safely in 75 of 83 starts...had two 7-game hitting streaks and had season-high 10-game streak from June 7-18...batted .409 (36x88) with 25 RBI in 25 June contests...drove in a at least one run in 27 of final 36 games played, and batted .408 (42x103) for the month of August...hit .345 combined between Inland Empire and San Antonio in 2003...finished first in the California League in average (.357), on-base percentage (.433) and slugging percentage (.576)...had eight hitting streaks of five or more games...had a season-high 10-game hit streak from July 10-19, hitting .500 (19x38) with seven runs, a home run and 11 RBI...reached base safely by either hit or walk in 82 of 95 games...hit .347 (35x101) with runners in scoring position...one of two 66ers named to the California League's All-Star team...named the California League All-Star Game MVP, going one for four with an RBI and a stolen base...promoted to San Antonio from Inland Empire on July 25...hit .407 (22x54), with four doubles, a home run and 10 RBI in 14 games from July 31-Aug. 15...hit safely in 25 of 35 games with San Antonio.

LIFETIME RECORD

YR	CLUB	LG	AVG.	G	AB	R	H	2B	3B	HR	RBI	HB	BB	SO	SB-CS	E	OBP
02	Long Beach	West	.382	85	325	67	124	29	1	18	91	10	36	43	17-7	6	.447
03	Inland Empire	Cal	.357	95	347	67	124	35	7	9	64	7	42	43	4-5	5	.433
	San Antonio	Tex	.310	34	126	11	39	7	0	1	14	0	8	14	1-3	2	.351

YR	CLUB	LG	W-L	ERA	G	GS	CG	SHO	SV	IP	H	R	ER	HR	BB	SO
98	Boise	Nwst	3-2	4.24	25	0	0	0	0	23.1	23	16	11	0	20	16
99	Cedar Rapid	Mid	2-5	4.44	36	10	0	0	1	105.1	108	62	52	7	37	106
00	Lake Elsinore	Cal	2-1	6.80	32	0	0	0	0	41.0	39	37	31	2	43	37
01	Rancho Cucamonga	Cal	2-4	7.57	31	0	0	0	0	44.0	59	47	37	8	22	49
	Lancaster	Cal	1-1	5.23	20	0	0	0	0	20.2	20	12	12	2	8	22

JACOBSEN, Bucky can be found in the invited players section of the media guide.

JAMES, Craig

RHP

BORN: March 10, 1983 in Miami, FL

BATS: Right **THROWS:** Right **HEIGHT:** 6-2 **WEIGHT:** 201

RESIDENCE: Miami, FL

OBTAINED: Signed as a non-drafted free agent May 31, 2003; signed by Mariners scout Pedro Grifol.

Craig Russell James...originally drafted by San Francisco in June 2001, but did not sign...attended Miami Dade Community College...made 14 relief appearance with Peoria in 2003...participated in the Mariners 2003 Fall Instructional League.

LIFETIME RECORD

YR	CLUB	LG	W-L	ERA	G	GS	CG	SHO	SV	IP	H	R	ER	HR	BB	SO
03	Peoria	Ariz	2-0	3.81	14	0	0	0	2	26.0	28	12	11	0	4	19

MINOR LEAGUES

JAVIER, Carlos

RHP

BORN: May 28, 1987 in San Jose, DR

BATS: Right **THROWS:** Right **HEIGHT:** 6-3 **WEIGHT:** 170

RESIDENCE: Quisquealla, DR

OBTAINED: Signed as a non-drafted free agent August 28, 2003; signed by Mariners scout Patrick Guerrero and Bob Engle.

Carlos Manuel Javier...is under contract for the 2004 season.

JENSEN, Aaron

RHP

BORN: June 11, 1984 in Payson, UT

BATS: Right **THROWS:** Right **HEIGHT:** 6-2 **WEIGHT:** 180

RESIDENCE: Springville, UT

OBTAINED: Mariners' 19th round selection in the 2003 June draft; signed by Mariners scout Steven Peck.

Aaron Karl Jensen...graduated from Springville High School (UT) in May 2003...lost only one game during his high school career...led the Red Devils to the 4A title in 2003 and compiled an 11-1 record, with a 1.00 ERA with 110 strikeouts in 77 innings...under contract for the 2004 season.

JIMENEZ, Cesar

LHP

BORN: November 12, 1984 in Cunana, Sucre, VZ

BATS: Left **THROWS:** Left **HEIGHT:** 5-11 **WEIGHT:** 180

RESIDENCE: Cunana, Sucre, VZ

OBTAINED: Signed as a non-drafted free agent July 2, 2001; signed by Mariners scout Emilio Carresquel.

Cesar Enrique Jimenez...took part in the Mariners Fall Instructional League in 2001...named Venezuelan Team's Most Valuable Pitcher in 2002 by Mariners organization...also pitched in Peoria and Everett, going a combined 2-1, 2.78 (22.2 IP, 7 ER) in 9 relief games between the two teams...participated in 2002 Arizona Instructional League...appeared in 28 games (20 starts) for Wisconsin in 2003...went 3-0 with a 0.49 ERA and 17 strikeouts in eight relief appearances...did not allow an earned run in six straight games (14.0 IP) from April 19-May 7...won three consecutive starts twice (April 22-28 & June 2-13)...allowed one run on 5 hits while striking out a season-high seven batters in 8.0 innings on July 27...named to the Midwest League All-Star Team...played for Lara in the Venezuelan Winter League.

LIFETIME RECORD

YR	CLUB	LG	W-L	ERA	G	GS	CG	SHO	SV	IP	H	R	ER	HR	BB	SO
02	Peoria	Ariz	0-0	3.38	1	0	0	0	0	2.2	3	2	1	0	0	3
	Everett	Nwst	2-1	2.70	8	0	0	0	0	20.0	12	7	6	2	5	25
03	Wisconsin	Mid	8-11	2.94	28	20	0	0	0	125.2	134	61	41	7	46	76

JIMENEZ, Jose

LHP

BORN: March 23, 1987 in Bannas, VZ

BATS: Left **THROWS:** Left **HEIGHT:** 6-0 **WEIGHT:** 180

RESIDENCE: Bannas, VZ

OBTAINED: Signed as a non-drafted free agent July 31, 2003; signed by Mariners scout Emilio Carasquel.

Jose Miguel Jimenez...is under contract for the 2004 season.

JONES, Adam can be found in the invited players section of the media guide.

KETCHNER, Ryan

LHP

BORN: April 19, 1982 in Wellsville, NY

BATS: Left **THROWS:** Left **HEIGHT:** 6-1 **WEIGHT:** 190

RESIDENCE: Lantana, FL

OBTAINED: Mariners' 10th round selection in the 2000 June draft; signed by Mariners scout Pedro Gifol.

Ryan Patrick Ketchner...graduated from John I. Leonard High School in May 2000...began professional career with Peoria in 2000...pitched in 9 games with one start...had a strikeout to walk ratio of 9:1 (27 K, 3 BB)...was 3-3 with 2 saves in 20 games, 5 starts, with Everett in 2001...held opponents to a .199 batting average (38x191)...earned first career save with 3.0 scoreless innings of relief July 2 vs. Spokane...finished July 0-2 but had a 1.45 ERA (18.2 IP, 3 ER) and 2 saves in 10 games...named Wisconsin's Most Valuable Pitcher by Mariners organization in 2002...his 2.70 ERA was third-best among all Mariners minor leaguers and ranked fifth in the Midwest League...held opponents to a .190 batting average (75x395)...began the season as a reliever, going 0-1 with a 1.78 ERA (35.1 IP, 7 ER) in 19 games before switching to a starting role...had 2.97 ERA (75.2 IP, 25 ER) in 12 starts...made one start with Tacoma in Sept...set career highs in wins (14), strikeouts (159), games started (22), complete games (2), shutouts (2) and innings pitched (156 2/3) in 31 appearances with Inland Empire in 2003...finished 1st in the California League in strikeouts, tied for 1st in shutouts, tied for 2nd in wins and 4th in ERA 3.45...struck out a season-high 10 batters twice (July 3 & July 25)...held right-hand hitters to a .218 average...threw two complete game shutouts in his last three starts, including a one-hitter in his last start of the season...was one of two 66ers named to the California League's All-Star team, and threw one scoreless inning with one strikeout in the contest...went 1-0 allowing only eight hits while striking out 16 in two starts (13.2 IP) in the postseason...named Inland Empire's Most Valuable Pitcher by the Seattle Mariners.

LIFETIME RECORD

YR	CLUB	LG	W-L	ERA	G	GS	CG	SHO	SV	IP	H	R	ER	HR	BB	SO
00	Peoria	Ariz	1-2	4.21	9	1	0	0	0	25.2	22	14	12	0	3	27
01	Everett	Nwst	3-3	2.92	20	5	0	0	2	52.1	38	19	17	3	18	58
02	Wisconsin Tacoma	Mid PCL	3-6 0-1	2.59 4.76	31 1	12 1	0 0	0 0	1 0	111.0 5.2	75 9	39 3	32 3	3 0	39 0	118 6
03	Inland Empire	Cal	14-7	3.45	31	22	2	2		1156.2	133	63	60	10	33	159

KEY, Chris

LHP

BORN: October 30, 1977 in Reno NV

BATS: Right **THROWS:** Left **HEIGHT:** 6-3 **WEIGHT:** 210

RESIDENCE: Reno, NV

OBTAINED: Selected by the Mariners from the Florida Marlins in the minor league portion of the 2003 Rule V draft.

Christopher M. Key...originally selected by the Marlins in the 18th round of the June 2000 draft...began pro career with Utica in 2000...allowed only three runs and struck out 42 batters in 34 1/3 innings...promoted to Kane County in five games, two starts...spent season with Kane County in 2001...compiled a perfect 7-0 record in 54 games, 1 start...finished second in the league in games pitched...set career-high in innings pitched (94.0) with Jupiter in 2002...had a season-high 13-game (24.1 IP) scoreless streak from May 6-June 12...held right-handed batters to a .207 batting average...spent most of 2003 season with Jupiter and also appeared with Carolina...did not allow an earned run in 17 2/3 innings, 10 games, from July 26-Aug 27.

LIFETIME RECORD

YR	CLUB	LG	W-L	ERA	G	GS	CG	SHO	SV	IP	H	R	ER	HR	BB	SO
00	Utica	NYP	3-2	0.79	19	0	0	0	7	34.1	19	3	3	1	5	42
	Kane County	Mid	0-2	3.71	5	2	0	0	0	17.0	21	11	7	0	1	18
01	Kane County	Mid	7-0	2.35	54	1	0	0	3	92.0	89	30	24	6	10	71
02	Jupiter	FSL	6-2	1.63	47	0	0	0	4	94.0	84	20	17	5	7	54
03	Jupiter Carolina	FSL Sou	4-2 0-0	1.70 0.00	45 1	0 0	0 0	0 0	2 0	74.0 2.0	78 3	27 0	14 0	1 0	15 0	40 1

LAHAIR, Bryan

OF

BORN: November 5, 1982 in Worcester, MA

BATS: Left **THROWS:** Right **HEIGHT:** 6-5 **WEIGHT:** 215

RESIDENCE: Worcester, MA

OBTAINED: Mariners' 39th round selection in the 2002 June draft; signed by Mariners scout Mark Leavitt.

Bryan A. Lahair...graduated from Holy Name Central Catholic H.S. (MA) in June of 2000...attended Saint Petersburg College (FL)...named to the All Conference First team, hitting .375 with 23 doubles, eight triples and 62 RBI...began pro career with Everett in 2003...played mostly first base, but also left field and DH...had 13 multi-hit games...participated in the Mariners 2003 Fall Instructional League.

LIFETIME RECORD

YR	CLUB	LG	AVG.	G	AB	R	H	2B	3B	HR	RBI	HB	BB	SO	SB-CS	E	OBP
03	Everett	Nwst	.244	57	201	26	49	14	0	2	20	1	11	40	4-3	3	.286

LAMONT, Tyrone

RHP

BORN: April 3, 1985 in Durban, Kwazulu Natal, South Africa

BATS: Right **THROWS:** Right **HEIGHT:** 6-4 **WEIGHT:** 210

RESIDENCE: Umbilo-Durban, Kwazulu Natal, South Africa

OBTAINED: Signed as a non-drafted free agent August 23, 2003; signed by Mariners scout Wayne Norton.

Tyrone Robert Lamont...graduated from Damelin College in Kwazulu Natal in December of 2003...first South African player to sign a contract with the Mariners...is under contract for the 2004 season.

LAMPE, Rayon

IF

BORN: November 20, 1986 in San Nicolas, Aruba

BATS: Right **THROWS:** Right **HEIGHT:** 6-2 **WEIGHT:** 180

RESIDENCE: Saint Nicolas, Aruba

OBTAINED: Signed as a non-drafted free agent July 31, 2003; signed by Mariners scout Karel Williams.

Rayon Reynaldo Leonard Lampe...participated in the Mariners 2003 Fall Instructional League.

LEAIST, RYAN

RHP

BORN: May 22, 1982 in Hamilton, Ontario, Canada

BATS: Right **THROWS:** Right **HEIGHT:** 6-3 **WEIGHT:** 190

RESIDENCE: Hamilton, Ontario, Canada

OBTAINED: Mariners' 16th round selection in the June 2002 draft; signed by Mariners scout Craig Bell.

Ryan Michael Leaist...attended Montreat College (NC)...began pro career with Peoria, striking out 19 batters in 14 innings...participated in the Mariners 2003 Fall Instructional League.

LIFETIME RECORD

YR	CLUB	LG	W-L	ERA	G	GS	CG	SHO	SV	IP	H	R	ER	HR	BB	SO
03	Peoria	Ariz	1-1	5.14	11	0	0	0	0	14.0	12	12	8	0	12	19

LECLERC, Eduardo

RHP

BORN: June 4, 1985 in Partido, DR

BATS: Right **THROWS:** Right **HEIGHT:** 6-4 **WEIGHT:** 180

RESIDENCE: Partido, DR

OBTAINED: Signed as a non-drafted free agent July 15, 2002; signed by Mariners scout Patrick Guerrero.

Eduardo Leclerc Nunez...played in the Dominican Summer League in 2003.

LEE, Bryan

OF**BORN:** August 29, 1980 in Sacramento, CA**BATS:** Right **THROWS:** Right **HEIGHT:** 6-2 **WEIGHT:** 220**RESIDENCE:** Sacramento, CA**OBTAINED:** Signed as a non-drafted free agent September 25, 2003.

Bryan Matthew Lee...son of Leon Lee and brother of Chicago Cubs first baseman Derrek Lee...originally drafted by the Florida Marlins in the 41st round of the 1998 June draft but did not sign...attended Palomar College from 2000-2002...is under contract for the 2004 season.

LENTZ, Brian

C**BORN:** January 23, 1980 in Boston, MA**BATS:** Right **THROWS:** Right **HEIGHT:** 6-1 **WEIGHT:** 215**RESIDENCE:** Manchester, MA**OBTAINED:** Signed as a non-drafted free agent June 6, 2003; signed by Mariners scout David May.

Brian Andrew Lentz...graduated from Harvard University in 2003...led the Harvard team in hits (57) and doubles (16)...finished second on the team with a .373 average (75x153) and was a first-team All-Ivy League Selection...began pro career with Everett in 2003, appearing in 35 games... participated in the Mariners 2003 Fall Instructional League.

LIFETIME RECORD

YR	CLUB	LG	AVG.	G	AB	R	H	2B	3B	HR	RBI	HB	BB	SO	SB-CS	E	OBP
03	Everett	Nwst	.217	35	106	15	23	4	0	1	12	4	9	12	3-1	1	.298

LINDSEY, John

IF**BORN:** January 30, 1977 in Forrest County, MS**BATS:** Right **THROWS:** Right **HEIGHT:** 6-2 **WEIGHT:** 232**RESIDENCE:** Hattiesburg, MS**OBTAINED:** Signed as a minor league free agent February 1, 2002.

John Lindsey...graduated from Hattiesburg (MS) High School in 1995...won the Mississippi State baseball title with Hattiesburg in 1994...won the 1995 High School Leadership and Service Award...selected by Colorado Rockies in the 13th round of the 1995 June draft...began pro career with the Arizona League Rockies in 1995, appearing in 48 games...played with Portland in 1996...belted 12 home runs with Asheville in 1997...batted .275 with Asheville in 1998, setting career-highs with 14 home runs and 73 RBI in 126 games...had a .986 fielding percentage in 1999 with Salem...his .280 batting average (96x343) in 2000 with Salem ranked seventh in the Carolina League...spent his third season with Salem in 2001, batting .280 in 51 games as a designated hitter...became a minor league free agent Oct. 15, 2001...spent 2002 with San Bernardino, and set many offensive career-highs including a .297 batting average, 140 hits and 22 home runs...also set career-bests with 93 RBI and 127 games played...batted .353 (36x102) with 24 RBI in 26 April games...belted grand slam Aug. 25 vs. High Desert...appeared in 88 games, mostly at DH, with San Antonio in 2003...had a season-high eight-game hit streak from July 27-Aug. 9, hitting .485 (16x33) with four runs, five doubles, two home runs and seven RBI...hit .320 (31x97) with runners in scoring position...had 22 multi-hit games, including three four-hit games...hit .375 (3x8) with two runs and a RBI in four games in the Texas League Championships.

LIFETIME RECORD

YR	CLUB	LG	AVG.	G	AB	R	H	2B	3B	HR	RBI	HB	BB	SO	SB-CS	E	OBP
95	Rockies	Ariz	.235	48	179	23	42	10	0	2	22	7	11	48	0-2	8	.303
96	Portland	Nwst	.255	57	208	32	53	11	1	2	22	4	26	63	1-1	10	.349
97	Asheville	SAL	.236	110	399	54	94	20	2	12	67	11	29	110	3-2	13	.303
98	Asheville	SAL	.275	126	472	59	130	21	3	14	73	15	24	114	2-4	13	.329
99	Salem	Caro	.208	75	260	32	54	15	1	4	35	7	20	69	2-1	6	.281
00	Salem	Caro	.280	104	343	43	96	23	1	9	56	15	37	76	5-3	3	.372
01	Salem	Caro	.280	51	168	19	47	13	0	7	32	5	13	51	1-1		.349
02	San Bernardino	Cal	.297	127	472	75	120	30	6	22	93	25	48	109	0-1	7	.387
03	San Antonio	Tex	.296	88	307	40	91	22	1	8	43	11	22	81	9-1	2	.363

LIVINGSTON, Bobby

LHP

BORN: Sept. 3, 1982 in St. Louis, MO

BATS: Left **THROWS:** Left **HEIGHT:** 6-3 **WEIGHT:** 193

RESIDENCE: Lubbock, TX

OBTAINED: Mariners' 4th round selection in the 2001 June draft; signed by Mariners scout Kyle Von Hook.

Robert James Livingston...graduated from Trinity Christian High School in Lubbock, TX in May, 2001...went 9-1 with a 0.22 ERA (2 ER, 64.0 IP) his senior season, walking 10 while striking out 115...batted .423 (2x53) with 4 HR and 21 RBI...participated in the Mariners 2001 Arizona Instructional League...pitched in 15 games, 14 starts, with Everett in 2002...struck out 76 in 80.1 innings while walking just 14...did not allow an earned run over two starts from July 15-21, earning Northwest League Pitcher of the Week honors...made 26 starts with Wisconsin in 2003...transferred to Everett on May 5 and back to Wisconsin on May 7...broke Wisconsin's team record for wins with 15...finished second in the Midwest League with 178.0 IP, third in wins and 10th in ERA (2.73)...allowed two runs or less in 18 of 26 starts...won eight straight starts from April 29-June 5...had a season-high eight strikeouts on June 27...threw his first complete game of his career in his last start of the season on Aug. 27, allowing a run on six hits...named to the Midwest League All-Star game on June 17...named Wisconsin's Most Valuable Pitcher by the Seattle Mariners.

LIFETIME RECORD

YR	CLUB	LG	W-L	ERA	G	GS	CG	SHO	SV	IP	H	R	ER	HR	BB	SO
02	Everett	Nwstl	6-5	3.02	15	14	0	0	0	80.1	80	33	27	2	14	76
03	Wisconsin	Mid	15-7	2.73	26	26	1	0	0	178.0	176	72	54	10	28	105

LOCKWOOD, Jon

RHP

BORN: December 12, 1981 in Toronto, ON, Canada

BATS: Right **THROWS:** Right **HEIGHT:** 6-2 **WEIGHT:** 210

RESIDENCE: Toronto, ON, Canada

OBTAINED: Signed as a non-drafted free agent Aug. 19, 2003; signed by Mariners Bob Smyth.

Jon Tomas Lockwood...graduated high school from Humberstone Collegiate Institute in 2000...played two seasons at North Central Texas College...member of the Texas Junior college All-Star team...led team to Texas Junior College Championships in 2001...posted a 1.80 ERA as a sophomore and a 2.00 ERA as a freshman...attended Louisiana Tech...was 4-3 with a 3.79 ERA...is under contract for the 2004 season.

LOPEZ, Jose can be found in the invited players section of the media guide.

LOPEZ, Mickey can be found in the invited players section of the media guide.

LUGO, Henry

IF

BORN: May 2, 1984 in Santiago, DR

BATS: Right **THROWS:** Right **HEIGHT:** 6-1 **WEIGHT:** 160

RESIDENCE: Mao, DR

OBTAINED: Signed as a non-drafted free agent July 27, 2001 by Mariners scout Patrick Guerrero.

Henry J. Lugo...played in the Dominican Summer League in 2002 and 2003...participated in the Mariners 2003 Arizona Instructional League.

LUNA, Jael

RHP**BORN:** February 17, 1985 in Puerto Plata, DR**BATS:** Right **THROWS:** Right **HEIGHT:** 6-3 **WEIGHT:** 165**RESIDENCE:** Puerto Plata, DR**OBTAINED:** Signed as a non-drafted free agent July 3, 2001 by Mariners scout Patrick Guerrero.

Jael M. Luna...played in the Dominican Summer League in 2002 and 2003...named the Dominican Republic's Most Valuable Pitcher by the Seattle Mariners in 2003.

MADURO, Jorge

C**BORN:** March 11, 1981 in Miami, FL**BATS:** Right **THROWS:** Right **HEIGHT:** 6-2 **WEIGHT:** 200**RESIDENCE:** Miami, FL**OBTAINED:** Signed as a minor league free agent July 18, 2003.

Jorge Maduro...graduated from Monsignor Ed. Pace High School in 1999...played with the Tampa Bay Devil Rays organization before signing with the Mariners...batted .222 with two home runs over 11 games with Bakersfield before being signed by Seattle in 2003...hit safely in seven of his first nine games with Everett...hit .323 (10x31) on the road, compared to .160 at home...promoted from Everett to Tacoma on July 25...appeared in five games at catcher with Tacoma before being transferred back to Everett Aug. 18...participated in the Mariners 2003 Arizona Instructional League.

LIFETIME RECORD

YR	CLUB	LG	AVG.	G	AB	R	H	2B	3B	HR	RBI	HB	BB	SO	SB-CS	E	OBP
99	Princeton	Appy	.241	24	83	5	20	4	0	0	6	1	4	20	1-2	3	.284
00	Princeton	Appy	.252	40	119	7	30	7	0	0	15	2	5	30	1-1	8	.291
	Charleston	SAL	.000	1	2	0	0	0	0	0	0	0	0	1	0-0	0	.000
01	Hudson Valley	NYP	.183	32	120	19	22	6	0	1	13	1	6	31	0-0	3	.228
02	Charleston	SAL	.258	46	124	12	32	5	0	1	13	5	8	26	1-0	11	.324
03	Bakersfield	Cal	.222	11	36	3	8	1	0	1	2	0	0	10	0-0	1	.222
	Everett	Nwst	.250	15	56	5	14	1	0	2	9	0	4	15	0-0	4	.290
	Tacoma	PCL	.000	5	18	0	0	0	0	0	0	0	0	5	0-0	0	.000

MARCANO, Antonio

C**BORN:** March 24, 1984 in Sucre, VZ**BATS:** Both **THROWS:** Right **HEIGHT:** 6-2 **WEIGHT:** 170**RESIDENCE:** Sucre, VZ**OBTAINED:** Signed as a non-drafted free agent March 31, 2003; signed by Emilio Carasquel and Luis Martinez.

Jose Antonio Marciano...played for Aguirre in the Venezuelan Summer League in 2003.

MARTINEZ, Gustavo

RHP**BORN:** Nov. 9, 1975 in Santo Domingo, DR**BATS:** Right **THROWS:** Right **HEIGHT:** 6-0 **WEIGHT:** 175**RESIDENCE:** Santo Domingo, DR**OBTAINED:** Signed as a non-drafted free agent June 23, 1998; signed by Mariners scout Ramon De Los Santos.

Gustavo Martinez...played with the Mariners Dominican Summer League team 1998-1999...with Peoria in 2000...his 6 victories were tied for first in the Arizona League...was 3-2, 3.54 at home and 3-1, 3.63 on the road...began 2001 making brief appearances with San Antonio and Tacoma before settling in at Everett...led the Northwest League with 100 strikeouts in 15 starts...was second among all starters with a 2.67 ERA and third with a .207 batting average against...struck out 10 in 6.0 IP June 20 at Spokane... named Northwest League Pitcher of the Week for Aug. 27-Sept. 2 after tossing 13.0 shutout innings, allowing 8 hits, 4 walks and striking out 15 in 2 starts...spent time with 3 teams in 2002, starting the season with San Bernardino...did not allow a run in 8 consecutive games from April 22-May 10 (10.1 IP) before he was promoted to San Antonio May 18...had 2.45 ERA (18.1 IP, 5 ER) in 6 relief appearances with the Missions before moving to a starting role...went 3-3 with a 3.42 ERA (79.0 IP, 30 ER) in 14 starts with San Antonio, and made a spot start for Tacoma

MARTINEZ (continued)

in June...pitched with Gigantes in the Dominican Winter League...appeared in 35 games (9 starts) with San Antonio in 2003...struck out a season-high eight batters in 4 2/3 innings...won back-to-back starts (July 25 and 31), allowing a combined one earned run on 10 hits while striking out 10 in 12 innings...went 3-1 with a 1.38 ERA in seven appearances in July...allowed two or less runs in seven of his nine starts...held right-hand hitters to a .204 average...played for Cibao in the Dominican Winter League.

LIFETIME RECORD

YR	CLUB	LG	W-L	ERA	G	GS	CG	SHO	SV	IP	H	R	ER	HR	BB	SO
00	Peoria	Ariz	6-3	3.59	17	1	0	0	1	42.2	42	27	17	0	25	53
01	San Antonio	Tex	0-0	1.93	3	0	0	0	0	9.1	5	2	2	2	2	6
	Tacoma	PCL	1-0	1.50	1	1	0	0	0	6.0	2	1	1	0	4	7
	Everett	Nwst	5-3	2.67	15	15	0	0	0	84.1	62	30	25	4	34	100
02	San Bernardino	Cal	2-3	3.79	16	0	0	0	2	19.0	15	11	8	1	11	14
	San Antonio	Tex	3-5	3.24	21	14	0	0	0	97.1	89	42	35	7	43	76
	Tacoma	PCL	0-1	5.40	1	1	0	0	0	5.0	8	4	3	0	3	3
03	San Antonio	Tex	7-6	3.13	35	9	0	0	0	92.0	76	36	32	8	50	74

MARTINEZ, Miguel

LHP

BORN: Oct. 22, 1982 in Santurce, PR

BATS: Left **THROWS:** Left **HEIGHT:** 6-2 **WEIGHT:** 190

RESIDENCE: Villa Carolina, PR

OBTAINED: Mariners' 37th round selection in the 2002 June draft; signed by Mariners scout Rafael Santo Domingo.

Miguel Angel Martinez...attended Miami Dade (FL) Community College...began pro career with Peoria in 2002, pitching in 6 games, 3 starts...promoted to Everett in late July, and went 1-1 with 2 saves and a 3.38 ERA (16.0 IP, 6 ER) in 11 relief appearances...held opponents to a .148 batting average (8x54)...appeared in 24 games (3 starts) with Wisconsin in 2003...allowed only two hits and struck out 10 in his first four appearances (9.1 IP) to start the season...struck out 69 batters in 55 2/3 innings...did not allow and earned July 1-Aug. 2, a span of 16.2 IP with 25 strikeouts...went 1-1 with a 0.86 ERA in 21 relief appearances...held opponents to a .209 average...played for Carolina in the Puerto Rico Winter League.

LIFETIME RECORD

YR	CLUB	LG	W-L	ERA	G	GS	CG	SHO	SV	IP	H	R	ER	HR	BB	SO
02	Peoria	Ariz	0-2	4.29	6	3	0	0	0	21.0	26	10	10	1	4	20
	Everett	Nwst	1-1	3.38	11	0	0	0	2	16.0	8	6	6	2	7	24
03	Wisconsin	Mid	2-1	1.13	24	3	0	0	2	55.2	41	9	7	1	17	69

MARTINEZ, Roman

RHP

BORN: Aug. 9, 1984 in Puerto Plata, DR

BATS: Right **THROWS:** Right **HEIGHT:** 6-3 **WEIGHT:** 160

RESIDENCE: Puerto Plata, DR

OBTAINED: Signed as a non-drafted free agent February 19, 2001; signed by Mariners scout Patrick Guerrero.

Roman P. Martinez...pitched in 15 games, 6 starts, with Aguirre of the Venezuelan Summer League in 2001...went 3-1 with a 2.37 ERA (49.1 IP, 13 ER)...pitched with Aguirre in 2002...made 12 relief appearances with Peoria in 2003, striking out 24 batters in 21 innings...participated in the Mariners 2003 Arizona Instructional League.

LIFETIME RECORD

YR	CLUB	LG	W-L	ERA	G	GS	CG	SHO	SV	IP	H	R	ER	HR	BB	SO
03	Peoria	Ariz	0-1	6.86	12	0	0	0	0	21.0	34	20	16	1	12	24

MAYNARD, Scott

BORN: August 28, 1977 in Royal Oak, MI

BATS: Right **THROWS:** Right **HEIGHT:** 6-2 **WEIGHT:** 215

RESIDENCE: Ladera Ranch, CA

OBTAINED: Mariners' 22nd round selection in the 1995 June draft; signed by Mariners scout Craig Weissmann.

Scott Alan Maynard... graduated from Dana Hills H.S. in 1995... signed with Seattle July 3, 1995... began professional career at Peoria... spent Aug. 7-15 at Tacoma (1 AB)... returned to Peoria in 1996... third on the club in hits (46) and fourth in doubles (7)... began the 1997 season at Everett... transferred to Memphis Aug. 1... spent 1998 at Wisconsin... led Midwest League catchers with a .996 fielding percentage (3 errors, 715 total chances)... was hitless in a minor league-high 52 straight at bats from July 14-Aug. 29... snapped streak but was promptly thrown out stealing... played majority of 1999 with Wisconsin... played 45 games as catcher... also had two pitching appearances, retiring all six batters faced (2 K)... spent the 2000 season with Lancaster... hit .311 (56x180) with runners in scoring position... batted .339 with 11 RBI in May... had a hit in 15 of 18 games from May 4-June 6... had nine hits in three games from May 13-18... hit .343 (24x70) with 15 RBI in August... hit .300 (6x20) in five postseason games... Had a .993 fielding percentage (4 E, 603 TC) in 70 games at catcher with San Antonio in 2001... was 3x6 with 7 RBI and a walk with the bases loaded... drove in two runs in a game five times... was on San Antonio's DL from May 17-24 and May 25-June 6 with a right hand contusion... reached base in nine consecutive games from July 3-12 with six hits and 10 walks during that time... appeared in five postseason games... saw limited action in 2002, beginning the season as a Major League Spring Training invitee... was on the disabled list with a C-spine disc problem to start the regular season... after playing two rehab games with Peoria, was reinstated from the DL June 23 and assigned to San Antonio... appeared in 29 games with the Missions... appeared in 71 games as catcher for San Antonio in 2003... hit .315 (17x54) with 12 runs, seven extra-base hits and six RBI in 16 games from April 10-May 11... had 11 multi-hit games, including three three-hit games.

LIFETIME RECORD

YR	CLUB	LG	AVG.	G	AB	R	H	2B	3B	HR	RBI	HB	BB	SO	SB-CS	E	OBP
95	Peoria	Ariz	.236	21	72	6	17	2	0	1	12	0	9	21	0-0	4	.313
	Tacoma	PCL	.000	1	1	0	0	0	0	0	0	0	0	0	0-0	0	.000
96	Peoria	Ariz	.280	47	164	20	46	7	1	1	17	1	15	53	1-3	8	.344
97	Everett	Nwst	.221	24	86	11	19	3	0	2	13	0	5	30	3-0	6	.264
	Memphis	Sou	.158	14	38	3	6	0	0	0	3	1	1	12	0-0	0	.200
98	Wisconsin	Mid	.174	81	236	29	41	8	1	2	17	0	30	70	4-4	4	.265
99	Wisconsin	Mid	.200	50	135	16	27	4	0	2	15	0	10	29	1-3	0	.253
	Lancaster	Cal	.259	8	27	6	7	4	0	1	3	0	4	8	0-0	0	.353
00	Lancaster	Cal	.260	94	342	43	89	15	0	7	59	2	39	96	4-2	9	.337
01	San Antonio	Tex	.183	70	229	17	42	11	0	0	19	1	21	59	3-0	4	.255
02	Peoria	Ariz	.000	2	2	0	0	0	0	0	0	0	1	1	0-0	0	.333
	San Antonio	Tex	.163	29	92	7	15	5	0	0	6	0	5	21	0-0	1	.204
03	San Antonio	Tex	.207	71	237	28	49	6	2	1	18	0	20	63	0-2	4	.268

MEJIA, Jose

BORN: March 18, 1985 in Nagva, DR

BATS: Both **THROWS:** Right **HEIGHT:** 6-2 **WEIGHT:** 165

RESIDENCE: Haina, DR

OBTAINED: Signed as a non-drafted free agent April 19, 2002; signed by Mariners scout Patrick Guerrero.

Jose Augustin Mejia... played in the Dominican Summer League in 2002 and 2003.

MENCHACA, Eriberto

BORN: February 7, 1981 in El Paso, TX

BATS: Right **THROWS:** Right **HEIGHT:** 6-0 **WEIGHT:** 195

RESIDENCE: Phoenix, AZ

OBTAINED: Signed as a non-drafted free agent June 24, 2001; signed by Mariners scout Rodney Davis.

Eriberto Menchaca... attended South Mountain Community College in Phoenix,

MENCHACA (continued)

AZ...began pro career with Peoria Mariners in 2001...batted .271 in 49 games at shortstop...hit safely in his first 13 games with a plate appearance, June 29-July 16, going 18x49 (.367) during that span...played for five teams in 2002, but spent majority of season with Wisconsin...appeared in 6 games apiece with San Antonio, Tacoma and Everett to begin the year...after hitting .289 in 11 games with San Bernardino, transferred to Wisconsin July 11...played 50 games, 44 at shortstop...hit safely in 23 of his first 28 games with the Timber Rattlers...appeared in 116 games with Inland Empire in 2003...hit .300 (15x50) with four runs, two doubles and 10 RBI in 16 games in the month of May...had a season-high three-hit game Aug. 10...committed only 12 errors in 405 total chances (.970 fielding percentage) in 112 games at shortstop...threw two innings of scoreless relief in his only appearance on June 1...named Inland Empire's Most Valuable Player by the Seattle Mariners.

LIFETIME RECORD

YR	CLUB	LG	AVG.	G	AB	R	H	2B	3B	HR	RBI	HB	BB	SOSB-CS	E	OBP
01	Peoria	Ariz	.271	49	170	30	46	7	2	0	18	2	8	29	1-0	.306
	Everett	Nwst	.000	3	5	1	0	0	0	0	0	1	1	1	1-0	.286
02	San Antonio	Tex	.273	6	22	0	6	0	0	0	2	0	0	5	0-0	.273
	Tacoma	PCL	.118	6	17	2	2	0	0	0	2	0	1	1	0-0	.167
	Everett	Nwst	.182	6	22	3	4	0	0	0	3	0	3	3	1-0	.280
	San Bernardino	Cal	.289	11	38	5	11	1	0	0	9	1	2	10	1-0	.341
	Wisconsin	Mid	.206	50	199	21	41	4	2	0	19	1	13	29	2-2	.256
03	Inland Empire	Cal	.230	116	331	28	76	8	2	0	33	4	16	60	3-1	.268

MERCEDES, Michael

RHP

BORN: May 20, 1985 in Nizao, DR

BATS: Right **THROWS:** Right **HEIGHT:** 6-3 **WEIGHT:** 170

RESIDENCE: Nizano, DR

OBTAINED: Signed as a non-drafted free agent Aug. 29, 2001; signed by Mariners scout Patrick Guerrero.

Michael Mercedes...played in the Dominican Summer League in 2002 and 2003.

MERRITT, Tim

IF

BORN: February 7, 1980 in Pensacola, FL

BATS: Right **THROWS:** Right **HEIGHT:** 6-0 **WEIGHT:** 180

RESIDENCE: Cantonment, FL

OBTAINED: Mariners' 3rd round pick in the 2001 June draft; signed by Mariners scout Eric Robinson.

Timothy Lee Merritt...attended South Alabama University in Mobile, AL...batted .282 with 12 HR and 68 RBI for the Jaguars in 2001...began pro career with Everett in 2001...appeared in 51 games with the AquaSox, playing 33 games at second base and 15 at shortstop...his .306 batting average was ninth-best in the Northwest League and helped earn him league All-Star honors...took part in the Mariners Arizona Instructional League...split 2002 between San Bernardino and Wisconsin...hit .302 (29x96) with runners on base in 57 games with the Stampede...transferred to Wisconsin June 13, and appeared in 15 games as a middle infielder...suffered a left ankle sprain that landed him on the disabled list from July 5 through the end of the season...split 2003 season between Wisconsin, San Antonio and Inland Empire...had a season-high nine-game hit streak with Wisconsin from May 12-20, hitting .300 (12x40) five runs and three doubles...went 4x5 with two runs and three RBI vs. Fort Wayne June 5, had second four-hit game on June 24...transferred to San Antonio from Wisconsin on July 28...reached base safely five times on Aug. 8, going 3x4 with two walks, three runs and four RBI...moved to Inland Empire Aug. 12, appearing in 11 games.

LIFETIME RECORD

YR	CLUB	LG	AVG.	G	AB	R	H	2B	3B	HR	RBI	HB	BB	SO	SB-CS	E	OBP
01	Everett	Nwst	.306	51	196	33	60	13	3	5	30	0	9	35	11-3	5	.332
	Wisconsin	Mid	.308	3	13	1	4	0	0	0	1	0	0	2	0-1	0	.286
02	San Bernardino	Cal	.239	57	226	33	54	16	3	0	22	1	22	43	6-3	7	.308
	Wisconsin	Mid	.188	15	48	3	9	1	0	1	6	2	5	14	3-0	2	.281
03	Wisconsin	Mid	.257	84	339	44	87	12	4	2	26	2	22	62	24-6	12	.304
	San Antonio	Tex	.205	13	44	7	9	2	2	0	5	1	3	6	2-0	1	.271
	Inland Empire	Cal	.081	11	37	4	3	0	0	0	3	0	4	13	1-0	0	.171

METHENY, Brent

IF

BORN: October 3, 1980 in Winchester, VA

BATS: Left THROWS: Right HEIGHT: 6-0 WEIGHT: 205

RESIDENCE: Old Fields, WV

OBTAINED: Signed as a non-drafted free agent on June 6, 2003; signed by Mariners scout Rob Mummau.

Brenton Edward Metheny...attended James Madison University in VA...set school record for most games (227), ranks second in doubles (60), third in stolen bases (94) and is tied for ninth in home runs (27)...named to second-team All-CAA as a senior, first-team All-CAA as a junior and second-team as a sophomore...began pro career with the Mariners in 2003...hit safely in 19 of 24 games, including 13 multi-hit games...hit .560 (14x25) with six runs and eight RBI from July 23-30...promoted to Wisconsin on Aug. 8, hitting .421 (8x19) versus left-handed pitchers.

LIFETIME RECORD

YR	CLUB	LG	AVG.	G	AB	R	H	2B	3B	HR	RBI	HB	BB	SO	SB-CS	E	OBP
03	Peoria	Ariz	.379	24	95	21	36	7	5	2	22	1	16	16	7-3	10	.465
	Wisconsin	Mid	.221	24	86	7	19	1	0	0	7	0	9	17	1-1	4	.295

MYERS, Mike can be found in the invited players section of the media guide.

MOON, Brian

C

BORN: July 15, 1977 in Covington, GA

BATS: Both THROWS: Right HEIGHT: 6-0 WEIGHT: 190

RESIDENCE: Covington, GA

OBTAINED: Signed as a minor league free agent November 19, 2003.

Brian Allen Moon...attended Southern Union JC...selected by the Brewers in the 48th round of the 1996 June draft...began pro career with Helena in 1997...spent 1998 with Beloit appearing in 110 games mostly at catcher...appeared in 116 games with Stockton in 1999...had a season-high 12-game hit streak, hitting .378 (17x45) with 12 runs, from April 28-May 20...hit .371 (23x62) in 19 games in the month of May...hit .302 against right-handed pitching, compared to .155 versus lefties...had 30 multi-hit games, including a three-hit game on May 16...committed only nine errors in 971 total chances (.991)...promoted to Huntsville in 2000...had a season-high four-hit game on May 15...hit three doubles on Aug. 12...played with Huntsville again in 2001...split 2002 between Huntsville and Indianapolis...hit .342 (13x38) with Indianapolis in the month of May...appeared in 6 games with Huntsville in before being released by the Brewers on April 11, 2003...signed by independent Fort Wcrth in May...went 4x5 with two runs and two RBI on May 28...had an eight-game hit streak, hitting .414 (12x29) with five runs and five RBI, from June 18-26...hit .338 (26x77) in 23 games in June...had a season-high 12-game hit streak, including six straight multi-hit games, from Aug. 8-22...had 22 multi-hit games.

LIFETIME RECORD

YR	CLUB	LG	AVG.	G	AB	R	H	2B	3B	HR	RBI	HB	BB	SO	SB-CS	E	OBP
97	Helena	Pio	.282	49	170	15	48	5	0	0	22	5	8	23	2-1	5	.330
98	Beloit	Mid	.256	118	438	62	112	20	1	1	54	7	46	62	0-1	19	.352
99	Stockton	Cal	.265	116	385	52	102	14	2	2	30	7	37	40	6-6	9	.337
00	Huntsville	Sou	.183	106	312	34	57	13	1	1	33	10	45	49	4-9	8	.302
01	Huntsville	Sou	.157	97	287	17	45	11	2	0	16	2	20	50	0-2	11	.216
02	Huntsville	Sou	.189	36	122	14	23	4	0	0	11	2	16	30	3-1	0	.291
	Indianapolis	Int	.242	39	99	8	24	5	0	0	7	0	12	24	1-0	1	.324
03	Huntsville	Sou	.227	6	22	3	5	3	0	1	3	0	0	1	0-0	2	.227
	Fort Worth	Cent	.278	84	291	34	81	14	0	5	36	5	23	36	1-3	11	.336

MOORHEAD, Michael

RHP

BORN: June 28, 1981 in Durant, OK

BATS: Right THROWS: Right HEIGHT: 6-1 WEIGHT: 205

RESIDENCE: Bowersville, GA

OBTAINED: Signed as a non-drafted free agent May 27, 2003; signed by Mariners' scout Eric Robinson.

Michael Brandon Moorhead...attended the University of Georgia...ranks ninth with 64 appearances with 10 saves in University of Georgia history...finished his senior year with a 1-1 record and a 4.82 ERA (37.1 IP, 20 ER)...started a game in the 2001 College World Series and took a no-decision...started and won the NCAA Athens Super-Regional championship game against Florida State...began pro career with Everett in 2003 appearing 21 games in relief...broke Everett's franchise record with his 12th save on July 28 vs. Tri-City, finished season with 13 saves...did not allow a run in first 11 appearances (13.1 IP), allowing only 12 hits while striking out 14...saved eight straight games from June 26-July 14...recorded 10 saves and had a 1.26 ERA in the month of July...named the Rolands Relief Man of the month for the Northwest League in June and July...promoted to Wisconsin on Aug. 23, making five relief appearances and recording three saves.

LIFETIME RECORD

YR	CLUB	LG	W-L	ERA	G	GS	CG	SHO	SV	IP	H	R	ER	HR	BB	SO
03	Everett	Nwst	0-1	1.57	21	0	0	0	13	23.0	27	7	4	0	6	28
	Wisconsin	Mid	0-2	9.00	5	0	0	0	3	4.0	7	4	4	0	5	5

MORROW, David

RHP

BORN: January 23, 1980

BATS: Right THROWS: Right HEIGHT: 6-2 WEIGHT: 215

RESIDENCE: Sherman, TX

OBTAINED: Mariners' 28th round selection in the 2001 June draft; signed by Mariners' scout Mark Lumms.

David Wesley Morrow...graduated from Sherman (TX) High School in May, 2000...graduated from Grayson County College in Denison, TX in May, 2002...began pro career with Everett in 2002, making 17 relief appearances...had a 2.57 ERA in six July games...had a combined 5.04 ERA (25 ER, 44.2 IP) between Wisconsin, Peoria and Everett in 2003...made four relief appearances with Wisconsin before being placed on the disabled list April 22-29 with a strained right groin...put back on the DL May 7 with a left intercostal strain...placed on a rehab assignment with Peoria from June 28-Aug. 12...transferred to Everett from Peoria Aug. 14...participated in the Mariners 2003 Arizona Instructional League.

LIFETIME RECORD

YR	CLUB	LG	W-L	ERA	G	GS	CG	SHO	SV	IP	H	R	ER	HR	BB	SO
02	Everett	Nwst	0-0	4.00	17	0	0	0	0	18.0	19	13	8	1	19	14
03	Wisconsin	Mid	0-0	6.48	6	0	0	0	0	3.0	3	1	1	0	1	4
	Peoria	Ariz	1-2	2.19	8	4	0	0	0	24.2	18	8	6	0	16	19
	Everett	Nwst	0-2	10.03	5	4	0	0	0	11.2	12	13	13	0	15	9

MUNDARAIN, Carlos

IF**BORN:** November 13, 1984 in Cumana, VZ**BATS:** Right **THROWS:** Right **HEIGHT:** 6-3 **WEIGHT:** 190**RESIDENCE:** Cumana, VZ**OBTAINED:** Signed as a non-drafted free agent July 16, 2002; signed by Mariners scout Emilio Carresquel.

Carlos Javier Mundarain...played for Aguirre in the Venezuelan Summer League in 2003...had a season-high five-hit game on June 3.

NAVARRO, Oswaldo

IF**BORN:** October 2, 1984 in Maracay, VZ**BATS:** Both **THROWS:** Right **HEIGHT:** 6-0 **WEIGHT:** 155**RESIDENCE:** Maracay, VZ**OBTAINED:** Signed as a non-drafted free agent Aug. 12, 2001; signed by Mariners scout Emilio Carresquel.

Oswaldo R. Navarro...batted .265 in 36 games with Aguirre in 2002...participated in Mariners Arizona Instructional League...played in 61 games at shortstop for Everett in 2003...had a season-high seven-game hit streak from July 1-9, during which he hit .370 (10x27) with seven runs, two doubles, two RBI, and four stolen bases...scored 11 runs in six straight games from Aug. 3-8...had 16 multi-hit games, including five three-hit games...led team with 42 runs scored and tied for team lead with 16 stolen bases...participated in the Mariners 2003 Arizona Instructional League...played for Lara in the Venezuelan Winter League.

LIFETIME RECORD

YR	CLUB	LG	AVG.	G	AB	R	H	2B	3B	HR	RBI	HB	BB	SO	SB-CS	E	OBP
03	Everett	Nwst	.258	61	233	42	60	12	1	0	23	5	10	39	16-3	19	.302

NELSON, Jon

IF**BORN:** January 16, 1980 in Provo, UT**BATS:** Right **THROWS:** Right **HEIGHT:** 6-5 **WEIGHT:** 215**RESIDENCE:** Orem, UT**OBTAINED:** Mariners' 26th round pick in the 2001 June draft; signed by Mariners scout Rodney Davis.

Jonathan Reed Nelson...graduated from Timpanogos High School in Utah in 1998...attended Dixie College in Saint George, UT...participated in the Mariners 2001 Arizona Instructional League...named Everett's Most Valuable Player by Mariners organization in 2002, his first pro season...led Northwest League with 17 home runs and 64 RBI...went 5x5 with a home run and five RBI June 30 at Eugene...named NWL Player of the Week for June 24-30 after going 11x28 with 3 home runs...homed 6 times over 8 games July 11-17...had career-high 6 RBI vs. Yakima July 25...named Topps Player of the Month for July with 8 home runs and 28 RBI in 27 games...named the first baseman on the Northwest League All-Star Team...participated in 2002 Mariners Arizona Instructional League...appeared in 134 games with Wisconsin in 2003...named Midwest League Hitter of the Week twice (June 30-July 5 & July 27-Aug. 2)...tied for league lead with 38 doubles and was third with 91 RBI and extra-base hits (56)...hit grand slam July 30, going 3x5 with a double and four RBI...had 10-game hitting streak Aug. 22-31 (14x44)...had six hitting streaks of five or more games...hit .343 against left-hand pitchers, compared to .247 vs. right-handers...participated in the Mariners 2003 Arizona Instructional League.

LIFETIME RECORD

YR	CLUB	LG	AVG.	G	AB	R	H	2B	3B	HR	RBI	HB	BB	SO	SB-CS	E	OBP
02	Everett	Nwst	.234	66	274	37	64	8	0	17	64	8	14	96	4-1	7	.289
03	Wisconsin	Mid	.264	134	537	71	124	38	2	16	91	7	16	168	13-3	21	.292

NESBIT, Michael

OF

BORN: December 16, 1981 in Long Beach, CA

BATS: Right **THROWS:** Right **HEIGHT:** 6-1 **WEIGHT:** 175

RESIDENCE: Northridge, CA

OBTAINED: Mariners' 29th round selection in the 2002 June draft; signed by Mariners scout Joe Bohringer.

Michael Drake Nesbit...graduated from Chaminade Prep in June of 2000 and from Los Angeles Pierce in June of 2003...did not play in 2003 after having Tommy John Surgery.

LIFETIME RECORD

YR	CLUB	LG	AVG.	G	AB	R	H	2B	3B	HR	RBI	HB	BB	SO	SB-CS	E	OBP
03																	Injured - Did Not Pitch

NOTTINGHAM, Shawn

LHP

BORN: January 22, 1985 in Canton, OH

BATS: Left **THROWS:** Left **HEIGHT:** 6-1 **WEIGHT:** 190

RESIDENCE: Massillon, OH

OBTAINED: Mariners' 13th round selection in the 2003 June draft; signed by Mariners scout Ken Mejada.

Shawn M. Nottingham...played for Jackson High School, graduating in June 2003...two-time first-team All-Federal League Selection...set a single season school record with 86 strikeouts his junior year...began pro career with Peoria in 2003 appearing 12 games in relief...did not allow an earned run in his last seven appearances (11 IP) while striking out 10, lowering his ERA from 8.64 to 3.72.

LIFETIME RECORD

YR	CLUB	LG	W-L	ERA	G	GS	CG	SHO	SV	IP	H	R	ER	HR	BB	SO
03	Peoria	Ariz	1-0	3.72	12	0	0	0	0	19.1	17	10	8	2	8	17

NUNEZ, Jose can be found in the invited players section of the media guide.

OCKERMAN, Justin

RHP

BORN: January 8, 1983 in Santa Monica, CA

BATS: Left **THROWS:** Right **HEIGHT:** 6-10 **WEIGHT:** 250

RESIDENCE: Garden City, MI

OBTAINED: Mariners' 6th round selection in the 2001 June draft; signed by Mariners scout Ken Madeja.

Justin Paul Ockerman...graduated from Garden City High School in Michigan in June, 2001...pitched in 10 games, all starts, with Peoria in 2001...missed 2002 season after undergoing right arm surgery...participated in the 2002 Mariners Arizona Instructional League...made 22 relief appearances with Everett in 2003...did not allow a run in six appearances (9.0 IP) from July 9-24, allowing only two hits and striking out seven...placed on Everett's suspended list Aug. 18-21...participated in the Mariners 2003 Arizona Instructional League.

LIFETIME RECORD

YR	CLUB	LG	W-L	ERA	G	GS	CG	SHO	SV	IP	H	R	ER	HR	BB	SO
01	Peoria	Ariz	1-4	4.91	10	10	0	0	0	40.1	49	30	22	1	16	27
02																Injured - Did Not Pitch
03	Everett	Nwst	1-2	4.88	22	0	0	0	0	31.1	24	25	17	1	31	24

O'FLAHERTY, Eric

LHP

BORN: February 2, 1985

BATS: Left **THROWS:** Left **HEIGHT:** 6-2 **WEIGHT:** 195

RESIDENCE: Walla Walla, WA

OBTAINED: Mariners' 6th round selection in the 2003 June draft; signed by Mariners scout Phil Geisler.

Eric G. O'Flaherty...graduated from Walla Walla (WA) High School in June 2003...named Pitcher of the Year in the Big Nine Conference his senior season, going 5-2 with a 1.99 ERA and 83 strikeouts...also named Walla Walla High School's Pitcher and Player of the Year...began pro career with Peoria in 2003 appearing in 13 games (1 start)...went 3-0 with a 1.19 ERA and 18 strikeouts in 12 relief appearances...recorded his first career win July 9, throwing 1 1/3 scoreless innings in relief...promoted to Everett on Aug. 26, appearing in three games (1 start)...allowed one earned run on five hits in six innings in his only start with Everett on Sept. 3...named Peoria's Most Valuable Pitcher by the Seattle Mariners.

LIFETIME RECORD

YR	CLUB	LG	W-L	ERA	G	GS	CG	SHO	SV	IP	H	R	ER	HR	BB	SO
03	Peoria	Ariz	3-0	1.95	13	1	0	0	0	27.2	17	10	6	1	7	20
	Everett	Nwst	1-0	3.38	3	1	0	0	0	10.2	8	5	4	1	3	7

OLDHAM, Thomas

LHP

BORN: May 18, 1982 in Fremont, NE

BATS: Left **THROWS:** Left **HEIGHT:** 6-2 **WEIGHT:** 215

RESIDENCE: Fremont, NE

OBTAINED: Mariners' 8th round selection in the 2003 June draft; signed by Mariners scout Mark Lummus.

Thomas Oldham...attended Creighton University in Omaha, Nebraska...was 5-7 with a 4.67 ERA in 90.2 innings pitched during the 2003 season with Creighton...finished his career college with 201 strikeouts in 244.1 innings of work...named first-team all-Missouri Valley Conference starting pitcher in 2002...began pro career with Everett in 2003 appearing in 13 games, 11 starts...named Northwest League Pitcher of the Week for Aug. 18-24, going 2-0 with a 0.77 ERA (11.2 IP, 1 ER)...struck out a season-high nine batters in six scoreless innings in his last start of the season on Aug. 29...went 4-1 with a 1.77 ERA in eight games on the road...held opponents to a .210 average...participated in the Mariners 2003 Arizona Instructional League.

YR	CLUB	LG	W-L	ERA	G	GS	CG	SHO	SV	IP	H	R	ER	HR	BB	SO
03	Everett	Nwst	5-3	2.86	13	11	0	0	0	63.0	48	27	20	2	23	63

OLIVEROS, Luis can be found in the invited players section of the media guide.

OLORE, Kevin

RHP

BORN: Sept. 21, 1978 in Waterbury, CT

BATS: Left **THROWS:** Right **HEIGHT:** 6-2 **WEIGHT:** 200

RESIDENCE: Southington, CT

OBTAINED: Mariners' 20th round selection in the 1999 June draft; signed by Mariners scout Tom McNamara.

Kevin Louis Olore...graduated from Southington (CT) H.S. in 1996...was named to All-State team and was USA Today Conn. State Player of the Year in 1996 for baseball...attended Marist College in NY...was named the NECBL Pitcher of the Year in 1999...pitched for Everett in 1999...was 0-0, 4.88 with 2 saves in 22 games...began 2000 with Wisconsin...was 1-3, 7.20 in 12 relief appearances before being transferred to Everett on June 12...had a strong Aug., logging 2 saves with a 2.01 ERA in 12 games (22.1 IP)...allowed just one earned run over his final 17 innings pitched...pitched with Wisconsin in 2001 and was selected to Midwest League All-Star Team...his 13 wins was third in the league while his 158 strikeouts and 27 games started ranked fourth-best...was 8-1 with a 1.76 ERA in 13 home starts...won 5 consecutive starts, June 24-July 15, going 5-0 with a 1.34 ERA (33.2 IP, 5 ER)

OLORE (continued)

over that span...finished July 3-1 with a 1.95 ERA (32.1 IP, 7 ER) in 5 starts...played with San Bernardino in 2002, beginning the season as a reliever before moving to a starting role...was 3-1 with a save and a 1.77 ERA (20.1 IP, 4 ER) in 7 relief appearances...on the DL with a right shoulder strain from April 27-May 31, then moved to the starting rotation...went 7-2 with a 2.96 ERA (85.0 IP, 28 ER) in 18 starts...went 7-0, 1.62 (55.2 IP, 10 ER) in final 9 starts of season...appeared in 21 games, 13 starts, between San Antonio and Inland Empire in 2003...had a 6.46 ERA and 15 strikeouts in eight relief appearances before being transferred to Inland Empire on May 9...made eight starts with Inland Empire striking out 37 in 39.1 innings...had a season-high nine strikeouts in 6.1 innings on June 3...transferred back to San Antonio on June 19, making four starts...finished the season on the disabled list after being placed on it July 13 with a right shoulder strain.

LIFETIME RECORD

YR	CLUB	LG	W-L	ERA	G	GS	CG	SHO	SV	IP	H	R	ER	HR	BB	SO
99	Everett	Nwst	0-0	4.88	22	0	0	0	2	31.1	31	21	17	5	21	31
00	Wisconsin	Mid	1-3	7.20	12	0	0	0	0	20.0	25	16	16	1	14	17
	Everett	Nwst	1-3	2.95	26	0	0	0	2	55.0	50	28	18	1	28	64
01	Wisconsin	Mid	13-4	3.32	27	27	0	0	0	154.2	134	70	57	5	40	158
02	San Bernardino	Cal	10-3	2.73	25	18	0	0	1	105.1	89	37	32	14	41	128
03	San Antonio	Tex	0-2	5.67	13	5	0	0	0	39.2	52	26	25	4	17	39
	Inland Empire	Cal	1-2	5.03	8	8	0	0	0	39.1	37	24	22	2	18	37

ORFILA, Pablo

IF

BORN: June 16, 1986 in Bolivar, VZ

BATS: Left **THROWS:** Right **HEIGHT:** 6-2 **WEIGHT:** 185

RESIDENCE: Bolivar, VZ

OBTAINED: Signed as a non-drafted free agent July 2, 2003; signed by Mariners scout Emilio Carresquel.

Pablo Xavier Orfila...is under contract for the 2004 season.

ORLANDOS, Nick

IF

BORN: July 8, 1980 in Mission Viejo, CA

BATS: Right **THROWS:** Right **HEIGHT:** 6-0 **WEIGHT:** 185

RESIDENCE: Mission Viejo, CA

OBTAINED: Signed as a minor league free agent in 2002.

Nick Orlando...attended Long Beach State...originally signed as a non-drafted free agent with the Yankees in 2002...played four different positions (second base, third base, shortstop and left field) with Everett in 2003...led the Northwest league in hits with 84 and finished third with a .317 average...had a seven game-hit streak from June 25-July 3, hitting .536...had 25 multi-hit games, including a season-high four-hit game on July 1... stole three bases on July 3...recorded an RBI in six consecutive games from July 16-21...had a season-high 13-game hitting streak from July 31-Aug 12, during the streak he hit .380 (19x50) with 11 runs, four RBI and four stolen bases...scored 10 runs in eight consecutive games from Aug. 4-11...named to the 2003 Northwest League All-Star team as a second baseman...named Everett's Most Valuable Player by the Seattle Mariners.

LIFETIME RECORD

YR	CLUB	LG	AVG.	G	AB	R	H	2B	3B	HR	RBI	HB	BB	SO	SB-CS	E	OBP
02	Yankees	GCL	.205	27	73	8	15	0	0	0	3	4	4	12	0-0		
03	Everett	Nwst	.317	69	265	41	84	13	4	2	31	8	12	22	14-7	11	.361

ORTIZ, William

C

BORN: September 22, 1985 in Bolivar, CO

BATS: Right **THROWS:** Right **HEIGHT:** 6-1 **WEIGHT:** 190

RESIDENCE: Bolivar, CO

OBTAINED: Signed as a non-drafted free agent January 11, 2003; signed by Mariners scout Curtis Wallace.

William Ortiz...played for Aguirre in the Venezuelan Summer League 2003.

OVALLES, Juan

RHP**BORN:** May 15, 1982 in Caracas, VZ**BATS:** Right **THROWS:** Right **HEIGHT:** 6-1 **WEIGHT:** 160**RESIDENCE:** Caracas, VZ**OBTAINED:** Signed as a Minor-League free agent on April 22, 2003; signed by Mariners scout Bob Engle.

Juan Carlos Ovalles...began pro career with the Diamondbacks in 1999...finished first in the league in wins (7) and fourth in ERA (2.40)...split the 2000 season between Missoula and South Bend...started season with Missoula striking out 40 batters in 45.2 innings...struck out a season-high nine batters on July 7...won three straight decisions, from July 12-22...finished July 3-1 with a 1.20 ERA...promoted to South Bend on July 27...threw five shutout innings allowing only two hits while striking out three on Aug. 8...appeared in 16 games, 6 starts, with Yakima in 2001...went 2-3 with a 2.96 ERA in six starts, compared to 6.43 ERA in 10 relief appearances...did not play in 2002...made 21 relief appearances with Everett in 2003...threw 7 1/3 scoreless innings (five games) from July 13-26...struck out a season-high five batters (2.1 IP) on July 26...went 1-0 with a 2.03 ERA in 13 1/3 innings in the month of July...struck out 40 batters in 26 2/3 innings...promoted to Wisconsin on Aug. 30, appearing in two games. ...played for Caracas in the Venezuelan Winter League.

LIFETIME RECORD

YR	CLUB	LG	W-L	ERA	G	GS	CG	SHO	SV	IP	H	R	ER	HR	BB	SO
99	Diamondbacks	Ariz	7-2	2.40	14	7	0	0	0	60.0	48	25	16	1	25	36
00	Missoula	Pio	4-2	2.17	8	7	0	0	0	45.2	46	21	11	1	7	40
	South Bend	Mid	1-4	6.45	8	8	0	0	0	37.2	51	32	27	4	16	24
01	Yakima	Nwst	2-5	3.95	16	6	0	0	0	43.1	48	21	19	4	19	28
03	Everett	Nwst	1-2	5.40	21	0	0	0	3	26.2	29	18	16	4	10	40
	Wisconsin	Mid	0-0	3.00	2	0	0	0	0	3.0	3	1	1	0	1	4

OZORIA, Pedro

IF**BORN:** February 22, 1984 in San Pedro de Macoris, DR**BATS:** Right **THROWS:** Right **HEIGHT:** 6-3 **WEIGHT:** 169**RESIDENCE:** San Pedro de Macoris, DR**OBTAINED:** Signed as a non-drafted free agent Aug. 29, 2001; signed by Mariners scout Patrick Guerrero.

Pedro Ozoria...named Dominican Team's Most Valuable Player in 2002 by Mariners organization...participated in 2002 Mariners Arizona Instructional League...appeared in 39 games for Peoria in 2003...hit safely in the first six games to start the season, hitting .423...hit .400 (14x35) with eight runs, four doubles and five RBI in seven games from Aug. 16-24.

LIFETIME RECORD

YR	CLUB	LG	AVG.	G	AB	R	H	2B	3B	HR	RBI	HB	BB	SO	SB-CS	E	OBP
03	Peoria	Ariz	.262	39	141	17	37	7	2	1	12	3	14	34	1-2	6	.338

PACHECO, Livio

OF**BORN:** Aug. 31, 1981 in Zulia, VZ**BATS:** Right **THROWS:** Right **HEIGHT:** 6-1 **WEIGHT:** 180**RESIDENCE:** Zulia, VZ**OBTAINED:** Signed as a non-drafted free agent January 10, 2001; signed by Mariners scout Emilio Carresquel.

Livio R. Pacheco...played 35 games with Aguirre in the Venezuelan Summer League in 2001...played 42 games in left field with Aguirre in 2002...hit .276 in 51 games with Aguirre in 2003.

PAYANO, Alejandro

OF**BORN:** Sept. 22, 1983 in Santo Domingo, DR**BATS:** Right **THROWS:** Right **HEIGHT:** 6-3 **WEIGHT:** 180**RESIDENCE:** Santo Domingo, DR**OBTAINED:** Signed as a non-drafted free agent July 3, 2000; signed by Mariners scouts Patrick Guerrero and Bob Engle.

Alejandro Payano...played in the Dominican Summer League in 2001, 2002 and 2003.

PEREZ, Elvis

RHP**BORN:** July 4, 1979 in Santo Domingo, DR**BATS:** Right **THROWS:** Right **HEIGHT:** 6-3 **WEIGHT:** 160**RESIDENCE:** Orlando, FL**OBTAINED:** Acquired from the Atlanta Braves January 18, 2002 in exchange for RHP Kevin Gryboski.

Elvis Andres Perez...signed as a non-drafted free agent July 5, 1995 by the Atlanta Braves...spent 1996-97 in the Dominican Summer League before making his pro debut with the Gulf Coast League Braves in 1998...led Danville with 21 relief appearances in 1999...pitched with Jamestown in 2000 and tied for the New York-Penn League lead in games started (15)...tied for third in the league with 7 victories...spent 2001 at Macon in the South Atlantic League and was 5-5, 2.98 in 27 relief appearances...held opponents to a .186 batting average (35x188), and walked just 19 batters while striking out 48 in 51.1 IP...was hampered by an arm injury in 2002...began year with San Bernardino, going 1-1, 2.84 in 6 starts...landed on the DL with a right forearm strain from May 20-June 21...pitched with Everett June 22, but landed on the DL from June 23-Aug. 16 after re-aggravating the arm strain...pitched 3 rehab games with Peoria in Aug...appeared in 15 games, 14 starts, between Everett and Inland Empire in 2003...made two starts with Everett before being transferred to Inland Empire on June 28...threw eight scoreless innings allowing three hits and striking out a season-high nine on Aug. 22...won three straight games from Aug. 12-22...went 3-1 with a 1.34 ERA in five home games with Inland Empire.

LIFETIME RECORD

YR	CLUB	LG	W-L	ERA	G	GS	CG	SHO	SV	IP	H	R	ER	HR	BB	SO
98	Braves	GCL	0-1	5.50	11	2	0	0	0	36.0	43	23	22	5	12	26
99	Danville	Apy	2-1	9.82	21	0	0	0	0	29.1	37	42	32	6	22	28
00	Jamestown	NYP	7-5	4.17	15	15	0	0	0	77.2	79	40	36	5	29	56
01	Macon	SAL	5-5	2.98	27	0	0	0	0	51.1	35	22	17	3	19	48
02	San Bernardino	Cal	1-1	2.84	6	6	0	0	0	25.1	32	11	8	4	6	20
	Everett	Nwst	0-0	0.00	1	1	0	0	0	1.2	1	0	0	0	2	1
	Peoria	Ariz	0-0	0.00	3	3	0	0	0	4.0	1	0	0	0	0	2
03	Everett	Nwst	0-0	1.29	2	2	0	0	0	7.0	5	1	1	0	0	10
	Inland Empire	Cal	5-5	3.72	13	12	0	0	0	65.1	55	30	27	6	16	58

PEREZ, Victor

RHP**BORN:** November 11, 1984 in Santo Domingo, DR**BATS:** Right **THROWS:** Right **HEIGHT:** 6-2 **WEIGHT:** 180**RESIDENCE:** Santo Domingo, DR**OBTAINED:** Signed as a non-drafted free agent Aug. 28, 2001; signed by Mariners scout Patrick Guerrero.

Victor A. Perez...played in the Dominican Summer League in 2002 and 2003.

PERRY, Brandon

LHP**BORN:** September 27, 1984 in Burlington, NC**BATS:** Left **THROWS:** Left **HEIGHT:** 6-1 **WEIGHT:** 185**RESIDENCE:** Graham, NC**OBTAINED:** Mariners' 8th round selection in the 2002 June draft; signed by Mariners scout Craig Bell.

Brandon Ricky Perry...graduated from Graham (NC) High School in June, 2002...began pro career in 2002 with Peoria, appearing in 10 games while making 5 starts...was 2-0, 2.74 (23.0 IP, 7 ER) in 5 relief appearances...went 3-0, 1.57 (23.0 IP, 4 ER) in 4 Aug. games...started the 2003 season appearing in 17 games with Peoria...did not allow a run in his first 11 games

PERRY (continued)

(10.1 IP) to start the season...recorded seven consecutive saves from June 25-July 13...had 24 strikeouts in 17 2/3 innings...named Arizona League Rolands Relief Man of the Month for July...promoted to Everett on Aug. 26, making three relief appearances...struck out a season-high eight batters in 4 2/3 innings in his last appearance on Sept. 1.

LIFETIME RECORD

YR	CLUB	LG	W-L	ERA	G	GS	CG	SHO	SV	IP	H	R	ER	HR	BB	SO
02	Peoria	Ariz	3-2	4.47	10	5	0	0	0	46.1	52	29	23	1	18	39
03	Peoria	Ariz	1-0	2.55	17	0	0	0	8	17.2	15	8	5	0	4	24
	Everett	Nwst	0-2	1.29	3	0	0	0	0	7.0	4	3	1	0	6	11

PHILLIPS, Chris

C

BORN: June 15, 1979 in Monroe, LA

BATS: Right **THROWS:** Right **HEIGHT:** 5-11 **WEIGHT:** 215

RESIDENCE: Shreveport, LA

OBTAINED: Signed as a non-drafted free agent Sept. 19, 2002; signed by Mariners scout Kyle Van Hook.

Christopher Robert Phillips...graduated from Captain Shreve High School in June, 1997...graduated from Louisiana State University in May, 2002 after majoring in kinesiology...batted .344 (66x192) and had a .990 fielding percentage behind the plate for the Tigers in 2002...appeared in 32 games with Wisconsin in 2003...recorded a RBI in six consecutive games from May 29-June 22...hit .313 with runners on base and .304 with runners in scoring position.

LIFETIME RECORD

YR	CLUB	LG	AVG.	G	AB	R	H	2B	3B	HR	RBI	HB	BB	SO	SB-CS	E	OBP
03	Wisconsin	Mid	.250	32	92	4	23	4	0	0	12	1	4	19	0-1	4	.269

PIMENTEL, Manelik

IF

BORN: October 14, 1984 in Santo Domingo, DR

BATS: Right **THROWS:** Right **HEIGHT:** 6-2 **WEIGHT:** 185

RESIDENCE: Santo Domingo, DR

OBTAINED: Signed as a non-drafted free agent April 29, 2003; signed by Mariners scouts Patrick Guerrero and Bob Engle.

Manelik A. Pimentel...participated in the Dominican Summer League in 2003.

PINTO, Manuel

OF

BORN: June 6, 1985 in Carabobo, VZ

BATS: Right **THROWS:** Right **HEIGHT:** 6-5 **WEIGHT:** 185

RESIDENCE: Carabobo, VZ

OBTAINED: Signed as a non-drafted free agent April 16, 2003; signed by Mariners scouts Emilio Carresquel, Pedro Avila and Bob Engle.

Manuel Alejandro Pinto...played for Aguirre in the Venezuelan Summer League in 2003.

PIZARRO, Melvin

LHP

BORN: March 16, 1978 in San Juan, PR

BATS: Left **THROWS:** Left **HEIGHT:** 6-1 **WEIGHT:** 180

RESIDENCE: Carolina, PR

OBTAINED: Signed as a minor league free agent on December 4, 2003; by Mariners scout Charley Kerfield.

Melvin Ilan Pizarro...originally selected by the Phillies in the 16th round of the 1995 June draft...began pro career in 1995 with Martinsville making 10 relief appearances...struck out 17 batters in 17 1/3 innings...played in the Dominican Summer League in 1996 and 1997...made 10 relief appearances for Batavia in 1998...voluntarily retired on April 9, 1999...made 22 appearances, 17 starts, with Lehigh Valley in 2001...struck out a season-high seven batters in 5 2/3 innings on July 8...made 13 starts and 8 relief appearances with

PIZARRO (continued)

Yuma in 2002...appeared in 19 games, two starts with Pennsylvania in 2003...did not allow a run in seven games (5.2 IP), from May 2-13.

LIFETIME RECORD

YR	CLUB	LG	W-L	ERA	G	GS	CG	SHO	SV	IP	H	R	ER	HR	BB	SO
95	Martinsville	Apy	0-0	6.23	10	0	0	0	0	17.1	20	13	12	1	5	17
98	Batavia	NYP	0-0	14.11	10	0	0	0	0	14.2	21	30	23	1	21	14
99					Did Not Pitch											
00					Did Not Pitch											
01	Lehigh Valley	Atl	0-10	5.66	22	17	0	0	0	84.1	85	61	53	9	59	57
02	Yuma	West	5-5	5.75	21	13	0	0	0	83.0	99	57	53	8	55	52
03	Pennsylvania	Atl	1-4	7.97	19	2	0	0	0	20.1	24	18	18	1	13	11

QUINTERO, Cesar

C

BORN: November 16, 1982 in Chitre, Herrera, Panama

BATS: Right **THROWS:** Right **HEIGHT:** 6-1 **WEIGHT:** 200

RESIDENCE: Monagrillo, Herrera, Panama

OBTAINED: Signed as a non-drafted free agent January 6, 2001; signed by Mariners scout Luis Molina.

Cesar A. Quintero...batted .253 in 29 games with Aguirre in the Venezuelan Summer League in 2001...batted .311 (57x183) in 2002 with Aguirre...began 2003 with Peoria hitting safely in 17 of 28 games played...hit .652 (15x23) in six games from July 25-Aug. 4...promoted to Inland Empire on Aug. 19 and appeared in three games.

LIFETIME RECORD

YR	CLUB	LG	AVG.	G	AB	R	H	2B	3B	HR	RBI	HB	BB	SO	SB-CS	E	OBP
03	Peoria	Ariz	.323	28	96	16	31	6	1	1	16	2	7	23	1-1	4	.377
	Inland Empire	Cal	.300	3	10	3	3	3	0	0	1	0	0	2	0-0	0	.300

RALL, Tim

LHP

BORN: September 30, 1979 in Lynbrook, NY

BATS: Right **THROWS:** Left **HEIGHT:** 6-0 **WEIGHT:** 200

RESIDENCE: Lynbrook, NY

OBTAINED: Signed as a non-drafted free agent on July 15, 2003; signed by Mariners scout Charley Kerfeld.

Tim Michael Rall...graduated from St. Andrews Presbyterian College in May of 2003...set career records for most appearances (120), innings pitched (300) and strikeouts (302)...holds the school's single season records for most wins (11 in 2001) and appearances (34 in both 1999 and 2000)...started 2003 playing for Bangor of the Northern Independent League... named to the NEL all-star team after going 4-0 with a 1.81 ERA in nine starts during the first half...struck out 58 batters and walked 22 in 59 innings... named NEL pitcher of the week for July 7...appeared in 10 games with Inland Empire...started four games before being converted to a reliever...struck out six batter (3.2 IP) on Aug. 14...went 1-2 with a 2.30 ERA in six relief appearances.

YR	CLUB	LG	W-L	ERA	G	GS	CG	SHO	SV	IP	H	R	ER	HR	BB	SO
03	Bangor	Ind	4-0	1.81	9	9	2	2	0	59.2	45	15	12	3	22	58
	Inland Empire	Cal	2-3	3.65	10	4	0	0	0	37.0	34	16	15	5	9	30

RAMIREZ, Victor

LHP

BORN: January 11, 1983 in Zulia, VZ

BATS: Left **THROWS:** Left **HEIGHT:** 6-5 **WEIGHT:** 185

RESIDENCE: Aragua, VZ

OBTAINED: Signed as a non-drafted free agent May 28, 2000; signed by Mariners scout Emilio Carresquel.

Victor M. Ramirez...played with San Felipe of the Venezuelan Summer League in 2000...was on the restricted list for the 2001 season...was 1-0 with 3 saves and a 1.04 ERA (17.1 IP, 2 ER) in 12 games with Aguirre in 2002...appeared in 16 games, 9 starts, with

RAMIREZ (continued)

Everett in 2003...went 1-1 with 1.66 ERA in six relief appearances...allowed only one run on three hits while striking out a season-high 10 batters in six innings on June 28...struck out 70 batters in 68 innings.

REYES, Ivan

IF

BORN: January 6, 1981 in Bayamon, PR

BATS: Right **THROWS:** Right **HEIGHT:** 6-2 **WEIGHT:** 180

RESIDENCE: Toa Baja, PR

OBTAINED: Signed as a minor league free agent November 7 2003.

Ivan Reyes...originally selected by the Yankees in the fourth round of the June 1998 draft...began pro career with Yankees appearing in 45 games in 1999...split 2000 season between Tampa and Yankees...hit safely in eight of nine games to start the season...hit .316 (12x38) in the month of June...started 2002 appearing in three games with Tampa before being transferred to Greensboro...had a season-high 11-game hit streak, going 12x36 (.333), from July 2-16...hit .576 (15x26) during a nine-game hitting streak, from July 11-24...spent entire season with Greensboro in 2002...split 2003 between Billings and Dayton hitting a combined .142.

LIFETIME RECORD

YR	CLUB	LG	AVG.	G	AB	R	H	2B	3B	HR	RBI	HB	BB	SO	SB-CS	E	OBP
99	Yankees	Gulf	.131	45	122	15	16	5	1	0	12	1	25	55	1-4	14	.282
00	Tampa	FSL	.000	1	3	0	0	0	0	0	0	0	2	0-0	2	.000	
	Yankees	Gulf	.182	54	192	37	35	13	1	2	27	3	30	52	4-2	8	.297
01	Tampa	FSL	.500	3	4	2	2	0	0	1	1	0	3	1	0-0	1	.714
	Greensboro	Sal	.247	51	170	17	42	9	1	7	23	1	20	58	3-2	17	.326
02	Greensboro	Sal	.119	71	177	22	21	3	0	2	17	6	18	74	2-1	11	.221
03	Billings	Pio	.133	9	15	1	2	0	0	0	0	0	3	6	0-0	4	.278
	Dayton	Mid	.145	26	76	8	11	1	0	1	3	0	6	25	1-0	5	.207

RIVERA, Rene can be found in the invited players section of the media guide.

ROBLES, Edzul

OF

BORN: December 3, 1985 in Oranjestad, Aruba

BATS: Right **THROWS:** Right **HEIGHT:** 6-1 **WEIGHT:** 160

RESIDENCE: Oranjestad, Aruba

OBTAINED: Signed as a non-drafted free agent August 7, 2002; signed by Mariners scout Karel Williams.

Edzul Robles...played with Aguirre of the Venezuelan Summer League in 2003.

RODRIGUEZ, Irvin

RHP

BORN: February 17, 1985 in Panama City, Panama

BATS: Right **THROWS:** Right **HEIGHT:** 6-2 **WEIGHT:** 150

RESIDENCE: Panama City, Panama

OBTAINED: Signed as a non-drafted free agent January 31, 2002.

Irvin U. Rodriguez...made 8 relief appearances with Aguirre in 2002...went 2-2 with a 3.86 in 11 games with Aguirre in the Venezuelan Summer League in 2003.

RODRIGUEZ, Lenin

LHP

BORN: March 25, 1985 in Santiago, DR

BATS: Left **THROWS:** Left **HEIGHT:** 6-3 **WEIGHT:** 165

RESIDENCE: Santiago, DR

OBTAINED: Signed as a non-drafted free agent August 31, 2001; signed by Mariners scout Patrick Guerrero.

Lenin J. Rodriguez...played in the Dominican Summer League in 2002 and 2003.

ROGELSTAD, Matt

IF**BORN:** September 13, 1982 in New Westminster, B.C., Canada**BATS:** Left **THROWS:** Right **HEIGHT:** 6-3 **WEIGHT:** 185**RESIDENCE:** Hammond, LA**OBTAINED:** Signed as a non-drafted free agent June 17, 2003; signed by Mariners scout Alvin Rittman and Wayne Norton.

Matthew D. Rogelstad...will graduate from Arkansas State University in June 2004...was Arkansas' team leader in batting average (.341), slugging percentage (.534) and RBI (41) in 2002...recipient of the NCAA Statistics Service "Toughest to Strike Out" honor for Division I...began pro career with Peoria in 2003 hitting safely in 13 of 15 games...had seven multi-hit games, including a season-high four-hit game on July 12...promoted to Everett July 24...went 3x4 with four RBI Aug. 8...called up to Tacoma Aug. 14 and appeared in five games...transferred to Inland Empire on Aug. 21...hit safely in 14 of 15 games with Inland Empire...participated in the Mariners 2003 Arizona Instructional League.

LIFETIME RECORD

YR	CLUB	LG	AVG.	G	AB	R	H	2B	3B	HR	RBI	HB	BB	SO	SB-CS	E	OBP
03	Peoria	Ariz	.393	15	61	11	24	4	1	0	11	0	1	5	1-0	6	.403
	Everett	Nwst	.276	16	58	7	16	2	0	0	13	3	0	9	1-0	0	.311
	Inland Empire	Cal	.395	9	38	8	15	4	1	0	1	0	0	0	2-1	1	.395
	Tacoma	PCL	.000	5	4	0	0	0	0	0	0	0	0	0	0-0	0	.000

ROSE, Brad

RHP**BORN:** July 24, 1983 in Biloxi, MS**BATS:** Right **THROWS:** Left **HEIGHT:** 6-4 **WEIGHT:** 180**RESIDENCE:** Knoxville, TN**OBTAINED:** Signed as a non-drafted free agent on May 31, 2003; signed by Mariners scout Alvin Rittman.

Brad Allan Rose...graduated from Walters State Community College (TN) in May of 2003...made the all-tournament team after going 2-0 in the Junior College World Series in 2003...finished his career with a 24-1 record...began pro career with Everett in 2003, appearing in 20 games, 2 starts...threw five innings allowing only two runs on three hits while striking out four in his longest out on Aug. 27.

YR	CLUB	LG	W-L	ERA	G	GS	CG	SHO	SV	IP	H	R	ER	HR	BB	SO
03	Everett	Nwst	0-3	5.11	20	2	0	0	0	44.0	54	32	25	5	17	24

ROWLAND-SMITH, Ryan

LHP**BORN:** January 26, 1983 in Sydney, Australia**BATS:** Left **THROWS:** Left **HEIGHT:** 6-3 **WEIGHT:** 205**RESIDENCE:** Newcastle, Australia**OBTAINED:** Signed as a non-drafted free agent November 19, 2000; signed by Mariners scout Barry Holland.

Ryan Rowland-Smith...graduated from Newcastle (Australia) High School in December, 2000...first player from Newcastle to be signed to a professional contract...was the Newcastle Baseball Player of the Year as a 16 and 18-year old...began pro career with Peoria in 2001...made 17 relief appearances, allowing just one HR in 33.1 IP...took part in the Mariners Arizona Instructional League...split 2002 between Wisconsin and Everett...pitched in 12 games, 8 starts, with Wisconsin to begin the season...transferred to Everett June 24...did not allow an earned run in 6 consecutive games from July 6-24 (17.1 IP)...finished July 3-0 with 2 saves and a 0.70 ERA (25.2 IP, 2 ER)...had a 1.90 ERA and 52 strikeouts combined between Wisconsin and Inland Empire in 2003...began season with Wisconsin appearing in 13 games...did not allow an earned run 15 2/3 innings (6 games) from April 21-May 13...struck out a season-high six batters in 2 2/3 innings...named to the Midwest League All-Star team...promoted to Inland Empire on June 19...tossed 8 1/3 innings (7 games) without allowing an earned run from July 14-Aug. 9.

LIFETIME RECORD

YR	CLUB	LG	W-L	ERA	G	GS	CG	SHO	SV	IP	H	R	ER	HR	BB	SO
01	Peoria	Ariz	1-1	2.97	17	0	0	0	5	33.1	25	11	11		9	39
02	Wisconsin	Mid	1-2	6.75	12	8	0	0	0	41.1	50	39	31	7	19	38
	Everett	Nwst	4-1	2.77	18	6	0	0	2	61.2	58	22	19	4	22	58
03	Wisconsin	Mid	3-1	1.11	13	0	0	0	1	32.1	22	13	4	0	14	37
	Inland Empire	Cal	0-1	3.20	15	0	0	0	0	19.2	12	9	7	0	8	15

RUCHTI, Justin

C

BORN: December 11, 1980 in Houston, TX

BATS: Right THROWS: Right HEIGHT: 6-2 WEIGHT: 205

RESIDENCE: Houston, Texas

OBTAINED: Mariners' 9th round selection in the 2003 June draft; signed by Mariners scout Kyle VanHook.

Justin Lane Ruchti...graduated from Klein Forest High school in June of 1999...later attended San Jacinto Junior College, where he was a two-time all-conference selection...led team to the 2000 Junior College World Series, where he was named to the all-tournament team as a freshman...went on to Rice University, where he was named to the All-Western Conference Second Team and the Academic All-WAC in 2002, hitting .250 with three home runs... graduated in May 2003 and went on to play for the World Series Champions Owls...played in 21 games for Everett in 2003...hit safely in 15 of 21 games, including six multi-hit games...had a season-high six-game hit streak from Aug. 16-22, hitting .333 (8x24)...participated in the Mariners 2003 Arizona Instructional League.

LIFETIME RECORD

YR	CLUB	LG	AVG.	G	AB	R	H	2B	3B	HR	RBI	HB	BB	SO	SB-CS	E	OBP
03	Everett	Nwst	.276	21	76	9	21	2	0	1	8	1	3	13	1-0	2	.305

RUIZ, Donato

OF

BORN: March 17, 1983 in Higuey, DR

BATS: Right THROWS: Right HEIGHT: 6-3 WEIGHT: 170

RESIDENCE: Higuey, DR

OBTAINED: Signed as a non-drafted free agent July 10, 2002; signed by Mariners scout Patrick Guerrero.

Donato Felix Ruiz...played in the Dominican Summer League in 2002 and 2003.

SANDBERG, Eric

LHP

BORN: August 15, 1979 in Renton, WA

BATS: Left THROWS: Left HEIGHT: 6-1 WEIGHT: 215

RESIDENCE: Spokane, WA

OBTAINED: Selected by the Mariners from the Minnesota Twins in the minor league portion of the 2002 Rule V draft.

Eric Andrew Sandberg...1998 graduate of Ferris High School in Spokane, WA...selected by the Twins in the 25th round in the 1998 June draft...began pro career with Gulf Coast League Twins in 1998...hit .316 (36x114) in 35 games...played 67 games in Elizabethton in 1999, and was second in league in home runs (15) and RBI (62) and was fifth in extra-base hits (33)...selected to play in the Appalachian League All-Star Game...named Twins' Minor League Player of the Week, August 7-13...hit .257 (109x424) with Quad City in 2000...led club in runs, home runs, and walks and was second in average and RBI...finished third in the league and eighth in Class-A in walks...hit a combined .266 (117x440) with Fort Myers and Quad City in 2001...was converted from an infielder to a pitcher during the 2002 season, but missed most of the year after suffering a torn meniscus in his right knee while pitching...saw time with on the hill with Fort Myers and Quad City...spent 2003 season on the disabled list after having surgery on his right knee.

LIFETIME RECORD

YR	CLUB	LG	AVG.	G	AB	R	H	2B	3B	HR	RBI	HB	BB	SO	SB-CS	E	OBP
98	Twins	GCL	.316	35	114	17	36	8	0	3	18	2	18	17	4-2	7	.418
99	Elizabethton	APPY	.306	67	255	60	78	16	2	15	62	2	45	51	3-2	9	.408
00	Quad City	MID	.257	128	424	72	109	11	0	15	59	8	95	71	0-0	19	.398
01	Fort Meyers	FSL	.234	81	274	37	64	11	1	2	33	5	35	50	0-1	7	.331
	Quad City	MID	.319	42	166	28	53	8	2	4	23	4	16	25	1-1	3	.390
02	Fort Myers	FSL	.231	19	65	5	15	5	0	0	8	1	6	13	0-0	3	.306

YR	CLUB	LG	W-L	ERA	G	GS	CG	SHO	SV	IP	H	R	ER	HR	BB	SO	
02	Fort Myers	FSL	0-0	.000	1	0	0	0	0	1.0	0	0	0	0	0	0	
	Quad City	MID	0-1	13.50	2	0	0	0	0	1.1	3	3	2	0	0	0	
03					Injured - Did Not Pitch												

SANDEL, George

IF

BORN: December 4, 1980 in Palm Beach Gardens, FL

BATS: Left THROWS: Right HEIGHT: 5-10 WEIGHT: 175

RESIDENCE: Palm Beach Gardens, FL

OBTAINED: Signed as a non-drafted free agent on June 9, 2003; signed by Mariners scout Craig Bell.

George William Sandel...attended Polk CC before transferring to UNC Charlotte...named preseason All-Conference USA by Baseball America...named Conference USA's best defensive second baseman by Baseball America...began pro career with Peoria in 2003...stole three bases on June 25...had a season-high eight game hitting streak from July 2-10, hitting .378 (14x37) with seven runs and four doubles...had 18 multi-hit games, including four three-hit games...led team with 14 stolen bases and was second with 36 runs...scored a run in 13 of 14 games from July 9-29...promoted to Inland Empire on Aug. 29, appearing in three games.

LIFETIME RECORD

YR	CLUB	LG	AVG.	G	AB	R	H	2B	3B	HR	RBI	HB	BB	SO	SB-CS	E	OBP
03	Peoria	Ariz	.263	50	205	36	54	11	1	0	20	2	34	27	14-5	10	.369
	Inland Empire	Cal	.286	3	7	1	2	0	0	0	2	0	1	0	0-0	3	.375

SANDOVAL, Juan

RHP

BORN: January 13, 1981 in Santo Domingo, DR

BATS: Right THROWS: Right HEIGHT: 6-1 WEIGHT: 170

RESIDENCE: Santo Domingo, DR

OBTAINED: Signed as a non-drafted free agent Aug. 3, 2000; signed by Mariners scout Ramon De Los Santos.

Juan Sandoval...went 7-2 in 15 starts with Seattle's Dominican Summer League team in 2001...named Peoria's Most Valuable Pitcher in 2002 by Mariners organization, going 5-5 with a 3.46 ERA in 11 games, 9 starts...tossed at least 6.0 innings in 7 of 9 starts...allowed 2 or fewer earned runs in 8 of 11 games pitched...made 27 starts for Wisconsin in 2003...finished second on the team in wins (11)...threw eight scoreless innings allowing only six hits on July 3...won five straight starts from July 13-Aug. 4...allowed two runs or fewer in four consecutive starts Aug. 4-21.

LIFETIME RECORD

YR	CLUB	LG	W-L	ERA	G	GS	CG	SHO	SV	IP	H	R	ER	HR	BB	SO
02	Peoria	Ariz	5-5	3.46	11	9	0	0	0	65.0	66	28	25	1	13	33
03	Wisconsin	Mid	11-10	4.46	27	27	0	0	0	157.1	190	97	78	8	58	73

SANTIAGO, Julio

LHP

BORN: December 8, 1985 in Bolivar, Colombia

BATS: Left **THROWS:** Left **HEIGHT:** 6-0 **WEIGHT:** 155

RESIDENCE: San Estanislao, Bolivar, Colombia

OBTAINED: Signed as a non-drafted free agent July 2, 2002; signed by Mariners scout Curtis Wallace.

Julio Carlos Santiago...played for Aguirre in the Venezuelan Summer League in 2003.

SCHWEIGER, Brian

C

BORN: August 21, 1982 in Torrance, CA

BATS: Right **THROWS:** Right **HEIGHT:** 6-0 **WEIGHT:** 195

RESIDENCE: Rialto, CA

OBTAINED: Mariners 16th round selection in the 2003 June draft; signed by Mariners scout Tim Reynolds.

Brian Thomas Schweiger...graduated from Fontana High School with All-CIF and All-Citrus Belt League distinctions...graduated from Cal State San Bernardino May 2003...led team in home runs (7) and RBI (35) senior season...in 3 year career batted .308 with 16 home runs and 91 RBI...began pro career with Peoria in 2003...had a season-high seven game hitting streak from Aug. 6-13, hitting .393 (11x28) with six runs, five doubles, a home run and five RBI...hit .324 at home, compared to .254 on the road.

LIFETIME RECORD

YR	CLUB	LG	AVG.	G	AB	R	H	2B	3B	HR	RBI	HB	BB	SO	SB-CS	E	OBP
03	Peoria	Ariz	.288	40	125	21	36	9	1	1	15	3	18	23	0-0	7	.380

SERRANO, Terry

IF

BORN: February 6, 1987 in Caracus, VZ

BATS: Right **THROWS:** Right **HEIGHT:** 6-0 **WEIGHT:** 195

RESIDENCE: Rialto, CA

OBTAINED: Signed as a non-drafted free agent August 27, 2003; signed by Mariners scout Emilio Carrasquel.

Terry Nec Serrano...is under contract for the 2004 season.

SHERRILL, George

can be found in the invited players section of the media guide.

SOSA, Adolfo

RHP

BORN: April 23, 1985 in Puerto Plata, DR

BATS: Right **THROWS:** Right **HEIGHT:** 6-2 **WEIGHT:** 160

RESIDENCE: Puerto Plata, DR

OBTAINED: Signed as a non-drafted July 27, 2001; signed by Mariners scout Patrick Guerrero.

Adolfo Sosa...played in the Dominican Summer League in 2002 and 2003.

SOTO, Darwin

RHP

BORN: January 15, 1982 in Bani, DR

BATS: Right **THROWS:** Right **HEIGHT:** 6-2 **WEIGHT:** 180

RESIDENCE: Bani, DR

OBTAINED: Selected by the Mariners from the San Diego Padres in the minor league portion of the 2003 Rule V Draft.

Darwin Sans Soto...originally signed as a non-drafted free agent with San Diego on Aug. 5, 1998...began pro career with Peoria Padres appearing in 15 games, four starts, in 1999...spent 2000 with Peoria appearing in 17 games, two starts...spent the entire 2001 season with Eugene, posting a 4-5 record and a 3.80 ERA in a league-leading 30 appearances...allowed just two earned runs over his first nine appearances (14.1 IP) June 20-July 18...combined for a 4-0 record and a 1.75 ERA (5 ER/25.2 IP) in 22 appearances

SOTO (continued)

between Eugene, Portland and Fort Wayne in 2002...held opposing batters to a .159 average against (14x88)...posted a seven-game scoreless streak (7.0 IP) June 30-July 16...earned two of his four wins in back-to-back appearances with Fort Wayne Aug. 15 vs. Kane County and Aug. 17 vs. Burlington...made 53 relief appearances with Fort Wayne in 2003...set a career-high with nine saves and seven wins...struck out 72 batters and allowed only 53 hits in 64 2/3 innings.

LIFETIME RECORD

YR	CLUB	LG	W-L	ERA	G	GS	CG	SHO	SV	IP	H	R	ER	HR	BB	SO
99	Peoria	Ariz	2-2	3.69	15	4	0	0	1	39.0	39	22	16	3	16	32
00	Peoria	Ariz	2-2	4.53	17	2	0	0	0	45.2	64	34	24	1	18	28
01	Eugene	Nwst	4-5	3.80	30	1	0	0	0	45.2	35	23	18	1	15	39
02	Eugene	Nwst	1-0	2.00	7	0	0	0	0	9.0	6	2	2	0	2	17
	Portland	PCL	1-0	0.00	2	0	0	0	0	1.1	0	0	0	0	1	1
	Fort Wayne	Mid	2-0	1.76	13	0	0	0	0	15.1	8	4	3	2	3	17
03	Fort Wayne	Mid	7-1	2.64	53	0	0	0	9	64.2	53	24	19	4	26	72

SOTO, Estelin

LHP**BORN:** December 19, 1983 in Bani, DR**BATS:** Left **THROWS:** Left **HEIGHT:** 6-3 **WEIGHT:** 170**RESIDENCE:** Santo Domingo, DR**OBTAINED:** Signed as a non-drafted free agent July 24, 2001; signed by Mariners scout Patrick Guerrero.

Estelin R. Soto...played in the Dominican Summer League in 2002 and 2003.

SOTO, Luis

C**BORN:** July 30, 1983 in Bani, DR**BATS:** Right **THROWS:** Right **HEIGHT:** 6-0 **WEIGHT:** 198**RESIDENCE:** Peravia, DR**OBTAINED:** Signed as a non-drafted free agent July 23, 2001; signed by Mariners scout Patrick Guerrero.

Luis A. Mejia Soto...took part in the Mariners Arizona Instructional League in 2001...played in the Dominican Summer League in 2002...appeared in 32 games with Peoria in 2003...hit in six of seven games, hitting .400 to start the season...hit home runs in back-to-back games, June 30 and July 2...had 10 multi-hit games, including a four-hit game on July 27...had a season-high eight game hitting streak from July 25-Aug. 22, hitting .341 (14x41)...participated in the Mariners 2003 Arizona Instructional League.

LIFETIME RECORD

YR	CLUB	LG	AVG.	G	AB	R	H	2B	3B	HR	RBI	HB	BB	SO	SB-CS	E	OBP
03	Peoria	Ariz	.305	32	118	22	36	6	1	3	24	6	7	18	1-1	4	.368

STEELE, Mike

RHP**BORN:** August 22, 1978 in Mt. Pleasant, MI**BATS:** Right **THROWS:** Right **HEIGHT:** 6-2 **WEIGHT:** 200**RESIDENCE:** Midland, MI**OBTAINED:** Selected by the Mariners from the Detroit Tigers in the minor league portion of the 2002 Rule V Draft.

Michael Steele...attended Central Michigan University...selected by the Detroit Tigers in the 29th round of the June 2000 draft...began pro career in Oneonta appearing in 22 games...second among all relievers in the New York-Penn League with 13.84 strikeouts per nine innings...went 2-1 with a 2.70 ERA (26.2 IP, 8 ER) and 41 strikeouts...split 2001 between West Michigan and Lakeland...topped all relievers in the Midwest League with 15.04 strikeouts per nine innings and finished second with a .141 batting average against...finished fourth with 19 saves...selected to the League's mid-season all-star squad...combined for 23 saves between Lakeland and West Michigan...finished seventh among all single-A relievers with 12.12 strikeouts per nine innings and tied for seventh with 5.1 hits per nine innings...named to Baseball America's Low Single-A All-Star team...did not pitch in 2002 after undergoing surgery

STEELE (continued)

on his right elbow...made 33 relief appearances with Inland Empire in 2003...threw 6 1/3 scoreless innings to start the season...finished tied for 4th in the California League with 16 saves...placed on the disabled list with a right shoulder strain on July 13.

LIFETIME RECORD

YR	CLUB	LG	W-L	ERA	G	GS	CG	SHO	SV	IP	H	R	ER	HR	BB	SO
00	Oneonta	NYP	2-1	2.70	22	0	0	0	9	26.2	21	11	8	0	11	41
01	West Michigan Lakeland	MID FSL	4-3	1.16	38	0	0	0	19	46.2	23	13	6	2	78	26
02			0-1	3.86	15	0	0	0	4	18.2	17	12	8	0	7	10
03	Inland Empire	Cal	2-2	2.56	33	0	0	0	16	38.2	29	14	11	3	8	26

STITT, Brian

RHP

BORN: August 26, 1982 in Ft. Lauderdale, FL

BATS: Right **THROWS:** Right **HEIGHT:** 6-0 **WEIGHT:** 185

RESIDENCE: Wellington, FL

OBTAINED: Mariners' 10th round selection in the 2002 June draft; signed by Mariners scout Pedro Grifol.

Brian George Stitt...graduates from Indian River Community College in Fort Pierce, FL May, 2003...pitched in 2 games with Peoria in 2002...made 15 relief appearances between Everett and Tacoma in 2003.

LIFETIME RECORD

YR	CLUB	LG	W-L	ERA	G	GS	CG	SHO	SV	IP	H	R	ER	HR	BB	SO
02	Peoria	Ariz	0-1	11.25	2	1	0	0	0	4.0	9	7	5	0	1	6
03	Everett Tacoma	Nwst PCL	1-1	4.50	15	0	0	0	2	26.0	28	14	13	3	10	19
			0-0	2.45	4	0	0	0	0	7.1	9	3	2	0	1	1

STRELITZ, Brian

RHP

BORN: January 8, 1980 in Temple City, CA

BATS: Right **THROWS:** Right **HEIGHT:** 6-2 **WEIGHT:** 200

RESIDENCE: Temple City, CA

OBTAINED: Signed as a minor league free agent January 13, 2003.

Brian J. Strelitz...attended Texas A&M University...selected by the New York Yankees in the 7th round of the 2001 June draft...began pro career with Staten Island in 2001, going 3-3 with a 3.35 ERA in 24 relief appearances...split 2002 between Tampa and Greensboro, going a combined 3-3 with a 6.27 ERA (54.2 IP, 38 ER) in 35 games...appeared in 40 games, two starts, between Inland Empire and San Antonio in 2003...on the disabled list from May 11-19 with a right hamstring strain...transferred to San Antonio from Inland Empire on July 17.

LIFETIME RECORD

YR	CLUB	LG	W-L	ERA	G	GS	CG	SHO	SV	IP	H	R	ER	HR	BB	SO
01	Staten	NYP	3-3	3.35	24	0	0	0	1	37.2	37	23	14	3	14	21
02	Tampa Greensboro	FSL SAL	2-1	4.43	27	0	0	0	0	44.2	54	29	22	4	22	20
03	Inland Empire San Antonio	Cal Tex	1-2	14.40	8	1	0	0	0	10.0	21	16	16	3	4	1
			4-2	3.48	29	1	0	0	1	54.1	51	25	21	9	11	29
			0-2	3.32	11	1	0	0	1	19.0	18	10	7	1	7	11

SUNDSTROM, Mathew

RHP

BORN: June 7, 1984 in Sydney, Australia

BATS: Right **THROWS:** Right **HEIGHT:** 6-3 **WEIGHT:** 169

RESIDENCE: Sydney, Australia

OBTAINED: Signed as a non-drafted free agent March 22, 2002; signed by Mariners scout Ted Heid.

Mathew Barry Sundstrom...graduated from Westfield Sports High School in Australia in Nov. 2002...made one relief appearance with Peoria in 2003.

LIFETIME RECORD

YR	CLUB	LG	W-L	ERA	G	GS	CG	SHO	SV	IP	H	R	ER	HR	BB	SO
03	Peoria	Ariz	0-0	9.00	1	0	0	0	0	1.0	1	1	1	0	3	1

SURIEL, Jose

LHP

BORN: March 30, 1984 in Puerto Plata, DR

BATS: Left THROWS: Left HEIGHT: 6-3 WEIGHT: 170

RESIDENCE: Puerto Plata, DR

OBTAINED: Signed as a non-drafted free agent October 15, 2002; signed by Mariners scout Patrick Guerrero.

Jose Rodolfo Suriel...played in the Dominican Summer League in 2003.

TEJADA, Pedro

IF

BORN: August 14, 1986 in Dajabon, DR

BATS: Both THROWS: Right HEIGHT: 5-11 WEIGHT: 160

RESIDENCE: Dajabon, DR

OBTAINED: Signed as a non-drafted free agent August 24, 2002; signed by Mariners scout Patrick Guerrero.

Pedro Alberto Tejada...played in the Dominican Summer League in 2003.

THOMAS, Jared

LHP

BORN: July 28, 1980 in Ann Arbor, MI

BATS: Left THROWS: Left HEIGHT: 6-3 WEIGHT: 225

RESIDENCE: Grand Blanc, MI

OBTAINED: Mariners' 11th round selection in the 2002 June draft; signed by Mariners scout Ken Madeja.

Jared R. Thomas...graduated from Clarkson High School in Michigan in June, 1998...will graduate from Oakland University in Rochester, MI in June, 2003...went 4-4 with a 4.82 ERA in 14 games, 12 starts, for the Grizzlies in 2002...began pro career with Everett in 2002, racking up 11 saves and a 2.21 ERA (20.1 IP, 5 ER) in 19 relief appearances...held opponents to a .123 batting average (8x65), and did not allow an earned run in 16 of 19 games...appeared in 41 games, seven starts, with Inland Empire in 2003...had 103 strikeouts in 87 1/3 innings...struck out a season-high eight batters in five innings on May 4...did not allow an earned run in nine innings (five games) from Aug. 6-24.

LIFETIME RECORD

YR	CLUB	LG	W-L	ERA	G	GS	CG	SHO	SV	IP	H	R	ER	HR	BB	SO
02	Everett	Nwst	1-1	2.21	19	0	0	0	11	20.1	8	6	5	0	13	25
03	Inland Empire	Cal	5-3	3.61	41	7	0	0	3	87.1	67	39	35	7	46	108

TORRES, Victor

RHP

BORN: August 10, 1985 in Monte Cristy, DR

BATS: Right THROWS: Right HEIGHT: 6-4 WEIGHT: 170

RESIDENCE: Monte Cristy, DR

OBTAINED: Signed as a non-drafted free agent February 5, 2002; signed by Mariners scout Patrick Guerrero.

Victor Alfonso Torres...pitched in the Dominican Summer League in 2002 and 2003.

TORRES, Leonar

RHP

BORN: July 8 1986 in Santo Domingo, DR

BATS: Right THROWS: Right HEIGHT: 6-2 WEIGHT: 165

RESIDENCE: Santo Domingo, DR

OBTAINED: Signed as a non-drafted free agent June 15, 2003; signed by Mariners scout Patrick Guerrero and Bob Engle.

Leonar Torres...participated in the Dominican Summer League in 2003.

TUCKER Jr., Cordoza

RHP

BORN: November 11, 1984 in Fresno, CA

BATS: Right THROWS: Right HEIGHT: 6-2 WEIGHT: 180

RESIDENCE: Farmington Hills, MI

OBTAINED: Mariners' 48th round selection in the 2003 June draft; signed by Mariners scout Stacey Pettis.

Cordoza Federick Tucker Jr...attended Fresno Community College...began pro career with Peoria in 2003, making 12 relief appearances.

LIFETIME RECORD

YR	CLUB	LG	W-L	ERA	G	GS	CG	SHO	SV	IP	H	R	ER	HR	BB	SO
03	Peoria	Ariz	1-1	5.50	12	0	0	0	1	18.0	20	16	11	0	7	11

TUCKER, Julien

RHP

BORN: April 19, 1973 in Montreal, PQ, Canada

BATS: Left THROWS: Right HEIGHT: 6-7 WEIGHT: 200

RESIDENCE: Chateauguay, PQ, Canada

OBTAINED: Signed as a minor league free agent October 29, 2003; signed by Mariners scout Charley Kerfeld.

Julien Benjamin Sean Tucker...originally signed as a non-drafted free agent by the Astros on March 3, 1993...began pro career with the Astros appearing in 11 games, 10 starts, in 1993...held opponents to a .250 average...spent 1994 with Auburn making 14 starts...led the league with 3 complete games...also finished third in wins (8) and shutouts (1)...named to the NYP all-star team...promoted to Kissimmee in 1995 appearing in 19 games, 15 starts...spent 1996 season with Kissimmee appearing in 32 games, 16 starts...started 1997 with Kissimmee before being traded to the White Sox for Tony Pena on Aug. 14, 1997...made four relief appearances with Hickory to end the season...went 4-6 with three save in 34 appearances, 5 starts, with Birmingham in 1998...recorded a career-high five saves in 37 relief appearances with Birmingham in 1999...went 1-0 and a save with a .090 ERA in the month of April...recorded a save in three straight appearances from April 30-May 5...released by the Astros on March 31, 2000 and signed by independent Aberdeen...spent 2000 with Aberdeen making 49 relief appearances...struck out a career-high 64 batters in 74 1/3 innings...held opponents to a .249 average...signed with the Tigers on March 14, 2001...started 2001 with Erie appearing in 25 game before being released and signing with the Indians...finished the season with Akron appearing in five games, one start...signed with the Expos on May 25, 2002 and spent season at Brevard County...struck out 43 batters in 43 1/3 innings...held opponents to a .217 average...signed by independent Quebec in July 2003...allowed only one earned run in 12 1/3 innings.

LIFETIME RECORD

YR	CLUB	LG	W-L	ERA	G	GS	CG	SHO	SV	IP	H	R	ER	HR	BB	SO
93	Astros	Gulf	2-3	3.95	11	10	1	0	0	54.2	55	36	24	2	22	33
94	Auburn	NYP	8-3	2.24	14	14	3	1	0	84.1	72	30	21	4	0	63
95	Kissimmee	FSL	2-11	5.00	19	15	0	0	0	68.1	86	61	38	3	27	28
96	Kissimmee	FSL	4-8	4.27	32	16	0	0	1	116.0	131	79	55	8	41	55
97	Kissimmee	FSL	8-7	5.22	33	8	0	0	0	69.0	79	48	40	1	42	49
	Hickory	Sal	0-0	3.68	4	0	0	0	0	7.1	11	7	3	1	2	7
98	Birmingham	Sou	4-6	6.82	34	5	0	0	3	66.0	77	66	50	2	45	47
99	Birmingham	Sou	2-1	5.33	37	0	0	0	5	49.0	52	30	29	6	22	32
00	Aberdeen	Atl	6-3	3.51	49	0	0	0	3	74.1	71	38	29	2	43	64
01	Erie	East	1-5	4.93	23	0	0	0	0	45.2	52	30	25	2	30	21
	Akron	East	0-1	9.72	5	1	0	0	0	8.1	10	9	9	0	5	6
02	Brevard County	FSL	1-5	3.12	25	0	0	0	0	43.1	35	24	15	2	29	43
03	Quebec	NEL	0-0	0.73	10	0	0	0	0	12.1	9	3	1	0	7	16

UDY, Nicholas (Wick)

C**BORN:** March 12, 1979 in Brightam City, Utah**BATS:** Left **THROWS:** Right **HEIGHT:** 6-0 **WEIGHT:** 205**RESIDENCE:** Brightam City, Utah**OBTAINED:** Signed as a non-drafted free agent June 8, 2003.

Nicholas Austin Udy...graduated from Box Elder High School in June of 1997...named Region V MVP his senior year...went on to Dixie State College and graduated in June of 2001...went to the Junior College World Series Team both years, and was named to the All-Tourney team in 2001...batted .370 in his Dixie career...attended University of Utah...appeared in 17 games between Peoria, Wisconsin and San Antonio...transferred to Wisconsin from Peoria on June 24...appeared in 10 games with Wisconsin before being transferred to San Antonio Aug. 6.

LIFETIME RECORD

YR	CLUB	LG	AVG.	G	AB	R	H	2B	3B	HR	RBI	HB	BB	SO	SB-CS	E	OBP
03	Peoria	Ariz	.1	1	2	2	2	0	0	0	0	1	1	0	1-0	1	1.000
	Wisconsin	Mid	.130	10	23	3	3	0	0	0	0	0	4	5	0-0	0	.259
	San Antonio	Tex	.222	6	9	0	2	0	0	0	0	0	1	2	0-0	0	.300

UVIEDO, Ronald

RHP**BORN:** October 7, 1986 in Calabozo, VZ**BATS:** Right **THROWS:** Right **HEIGHT:** 6-2 **WEIGHT:** 150**RESIDENCE:** Calabozo, VZ**OBTAINED:** Signed as a non-drafted free agent July 2, 2003; signed by Mariners scout Luis Martinez.

Ronald Javier Uviedo...is under contract for the 2004 season.

VALBUENA, Luis

IF**BORN:** November 30, 1985 in Zulia, VZ**BATS:** Left **THROWS:** Right **HEIGHT:** 5-10 **WEIGHT:** 160**RESIDENCE:** Zulia, VZ**OBTAINED:** Signed as a non-drafted free agent August 29, 2002; signed by Mariners scout Emilio Carresquel.

Luis Adan Valbuena...played for Aguirre in the Venezuelan Summer League in 2003.

VEGA, Marwin

RHP**BORN:** October 27, 1986 in Barranguilla, CO**BATS:** Right **THROWS:** Right **HEIGHT:** 6-0 **WEIGHT:** 175**RESIDENCE:** Barranguilla, CO**OBTAINED:** Signed as a non-drafted free agent July 16, 2003; signed by Mariners scout Curtis Wallace.

Marwin Vega...is under contract for the 2004 season.

VENEGAS, Alfred

RHP**BORN:** May 11, 1986 in Guayaquil, Ecuador**BATS:** Right **THROWS:** Right **HEIGHT:** 6-1 **WEIGHT:** 180**RESIDENCE:** Guayaquil, Ecuador**OBTAINED:** Signed as a non-drafted free agent July 21, 2003; signed by Mariners scout Mike Spiers.

Alfredo Orlando Venegas...is under contract for the 2004 season.

VIANE, Dave

RHP

BORN: July 15, 1979 in Royal Oak, MI

BATS: Right **THROWS:** Right **HEIGHT:** 6-1 **WEIGHT:** 215

RESIDENCE: Farmington Hills, MI

OBTAINED: Mariners' 20th round selection in the 2002 June draft; signed by Mariners scout Ken Madeja.

David Charles Viane...graduated from Farmington (MI) High School in June, 1998...attended Bowling Green (OH) University and Oakland University in Rochester, MI...is a former catcher who converted to pitcher in 2002 with the Grizzlies...began pro career with Everett in 2002, and made 25 relief appearances...made 34 relief appearances with Wisconsin in 2003...promoted to Wisconsin from Everett April 15...had three saves and a 0.66 ERA in eight appearances in the month of July...godfather, Rick Miller, played outfield and first base with the Boston Red Sox from 1971-77 and 1981-85.

LIFETIME RECORD

YR	CLUB	LG	W-L	ERA	G	GS	CG	SHO	SV	IP	H	R	ER	HR	BB	SO
02	Peoria	Ariz	1-1	6.84	20	0	0	0	1	25.0	30	23	19	1	22	18
03	Wisconsin	Mid	3-4	3.12	34	0	0	0	6	60.2	59	24	21	1	18	45

WANG, Chao

RHP

BORN: March 23, 1985 in Beijing, China

BATS: Right **THROWS:** Right **HEIGHT:** 6-4 **WEIGHT:** 165

RESIDENCE: Beijing, China

OBTAINED: Signed as a non-drafted free agent Aug. 9, 2001; signed by Mariners scout Rob Williams.

Chao Wang...is the first player scouted and signed by the Mariners from China...entered the Fentai Baseball School at the age of 7, spending 7 years there...was at the prestigious Lucheng Baseball School at age 15 through the time he signed with the Mariners...was a member of the China National Team at the World Under 12 Championships in Japan in 1997...spent several weeks in 2001 at the Mariners spring training site as part of a baseball/cultural exchange program...participated in the Mariners Summer and Fall Instructional Camps...began pro career with Peoria in 2002, pitching in 13 games, 4 starts...made one relief appearance with Peoria in 2003.

LIFETIME RECORD

YR	CLUB	LG	W-L	ERA	G	GS	CG	SHO	SV	IP	H	R	ER	HR	BB	SO
02	Peoria	Ariz	0-2	5.14	13	4	0	0	0	21.0	29	19	12	4	5	7
03	Peoria	Ariz	0-0	0.00	1	0	0	0	0	1.2	3	0	0	0	0	1

WARE, Matt

OF

BORN: December 2, 1982 in Santa Monica, CA

BATS: Right **THROWS:** Right **HEIGHT:** 6-3 **WEIGHT:** 205

RESIDENCE: Malibu, CA

OBTAINED: Mariners' 21st round selection in the 2001 June draft; signed by Mariners scout Derek Valenzuela.

Matthew Jesse Ware...graduated from Loyola High School in Malibu, CA in June, 2001...lettered in varsity baseball as a sophomore...also excelled in football where he received many honors, including being named to USA Today's first-team All-American squad...finished his high school football career with 134 tackles and 8 interceptions while running for 1,161 yards and 17 touchdowns; also passed for over 1,000 yards...began pro career in 2002, playing 9 games with Peoria...appeared in five games with Peoria in 2003, hitting safely in four of five games...placed on the temporarily inactive list on July 11 due to a return to school.

LIFETIME RECORD

YR	CLUB	LG	AVG.	G	AB	R	H	2B	3B	HR	RBI	HB	BB	SO	SB-CS	E	OBP
02	Peoria	Ariz	.105	9	19	2	2	0	0	0	1	1	8	0	0	.150	
03	Peoria	Ariz	.533	5	15	5	8	0	1	0	2	0	1	1	2-0	0	.563

WATSON, Tanner

RHP

BORN: June 14, 1982 in Arnprior, Ontario, Canada.

BATS: Right **THROWS:** Right **HEIGHT:** 6-3 **WEIGHT:** 195

RESIDENCE: Arnprior, Ontario, Canada

OBTAINED: Mariners' 19th round selection in the 2000 June draft; signed by Mariners scout Wayne Norton.

Tanner Watson...graduated from Arnprior (Ontario) District High School in June 2000...was named the school's 1999 Athlete of the Year and was named the 1999 Ontario Baseball Player of the Year...began pro career with Peoria in 2001, going 8-2 in 11 starts and leading the Arizona League in victories...was 3-0 with a 3.38 ERA in 3 road games...was 5-0 with a 2.57 ERA (35.0 IP, 10 ER) in his final 6 GS...tossed CG in game one of a doubleheader vs. Angels Aug. 24 (7.0,6,1,0,2,7)...promoted to Everett near the end of the season...participated in the Mariners Fall Instructional League...pitched with Wisconsin in 2002, beginning the season in the starting rotation...transferred to the bullpen after 12 starts...made 23 starts for Wisconsin in 2003...transferred to Everett from Wisconsin April 29, then back to Wisconsin May 5...went 2-1 with a 1.67 ERA in five starts in June...threw complete game allowing one run on nine hits on June 21.

LIFETIME RECORD

YR	CLUB	LG	W-L	ERA	G	GS	CG	SHO	SV	IP	H	R	ER	HR	BB	SO
01	Peoria	Ariz	8-2	4.40	11	11	1	0	0	59.1	70	40	29	3	15	57
	Everett	Nwst	0-0	0.00	1	0	0	0	0	2.0	1	0	0	0	1	2
02	Wisconsin	Mid	2-8	5.36	28	12	0	0	0	92.1	89	61	55	6	54	54
03	Wisconsin	Mid	6-7	4.58	23	23	1	0	0	116.0	142	79	59	5	53	80

WEAR, Greg

RHP

BORN: July 7, 1979 in Crestwood, IL

BATS: Right **THROWS:** Right **HEIGHT:** 6-5 **WEIGHT:** 220

RESIDENCE: Orlando Park, IL

OBTAINED: Signed as a minor league free agent June 17, 2002; signed by Mariners scout Dave Alexander.

Gregory Martin Wear...graduated from Indiana State University in May, 2002...began pro career with Peoria in 2002...had a 3.49 ERA in 15 relief appearances...had 1.80 in 3 games with Wisconsin in Aug...2003-promoted to Inland Empire from Everett April 18, then transferred back to Everett April 23...made 20 relief appearances between Inland Empire, Tacoma and Wisconsin in 2003...transferred to Inland Empire from Everett on April 18 and back to Everett on April 23, making one relief appearance with Inland Empire...promoted to Tacoma from Everett on June 11, appearing in two games...transferred to Wisconsin from Tacoma on June 17, then back to Tacoma June 18, then to Wisconsin June 19...appeared in 17 games with Wisconsin, holding opponents to less than two runs in 15 of 17 games.

LIFETIME RECORD

YR	CLUB	LG	W-L	ERA	G	GS	CG	SHO	SV	IP	H	R	ER	HR	BB	SO
02	Peoria	Ariz	0-2	3.49	15	0	0	0	2	28.1	24	12	11	2	7	23
	Wisconsin	Mid	1-1	1.80	3	0	0	0	0	5.0	6	2	1	0	6	5
03	Inland Empire	Cal	0-0	36.00	1	0	0	0	0	1.0	4	4	4	0	1	1
	Tacoma	PCL	0-0	0.00	2	0	0	0	0	2.0	1	0	0	0	0	1
	Wisconsin	Mid	0-0	3.15	17	0	0	0	0	20.0	22	9	7	0	6	8

WILLIAMS, Randy can be found in the invited players section of the media guide.

WILSON, Mike

OF

BORN: June 29, 1983 in Tulsa, OK

BATS: Both **THROWS:** Right **HEIGHT:** 6-2 **WEIGHT:** 215

RESIDENCE: Tulsa, OK

OBTAINED: Mariners 2nd round pick in the 2001 June draft; signed by Mariners scout Mark Lummus.

Michael LaDon Wilson...graduated from Booker T. High School in Oklahoma in May, 2001...took part in the Mariners 2001 Fall Instructional League...began pro career with Peoria in 2002, appearing in 41 games...participated in 2002 Mariners Arizona Instructional League...appeared at all three outfield position in 48 games with Peoria in 2003...hit safely in 16 of 18 games from June 24-July 17, hitting .440 (33x75) with 16 runs, 11 extra-base hits and 14 RBI...scored a run in seven consecutive games from July 9-17...had 17 multi-hit games, including three four-hit games...hit .375 in the month of July...participated in the Mariners 2003 Arizona Instructional League.

LIFETIME RECORD

YR	CLUB	LG	AVG.	G	AB	R	H	2B	3B	HR	RBI	HB	BB	SO	SB-CS	E	OBP
02	Peoria	Ariz	.238	41	143	28	34	5	0	4	19	9	18	52	4-4	2	.357
03	Peoria	Ariz	.311	48	177	33	55	9	3	3	25	4	20	46	6-6	4	.326

WOERMAN, Joseph

RHP

BORN: December 17, 1982 in Edmonds, WA

BATS: Right **THROWS:** Right **HEIGHT:** 6-3 **WEIGHT:** 200

RESIDENCE: Coronado, CA

OBTAINED: Mariners' 11th round selection in the June 2003 draft; signed by Mariners scout Tim Reynolds.

Joseph Woerman...graduated from Coronado High School in June 2001...played for San Diego City College...made seven relief appearances with Peoria in 2003...participated in the Mariners 2003 Arizona Instructional League.

LIFETIME RECORD

YR	CLUB	LG	W-L	ERA	G	GS	CG	SHO	SV	IP	H	R	ER	HR	BB	SO
03	Peoria	Ariz	1-0	5.06	7	1	0	0	0	10.2	14	6	6	0	5	9

WOMACK, Josh

OF

BORN: January 5, 1984 in San Diego, CA

BATS: Left **THROWS:** Left **HEIGHT:** 6-1 **WEIGHT:** 190

RESIDENCE: San Diego, CA

OBTAINED: Mariners' 2nd round selection in the 2002 June draft; signed by Mariners scout Steve Rath.

Joshua David Womack...graduated from Crawford High School in San Diego, CA June, 2002...began pro career with Peoria in 2002...had 9-game hitting streak from July 4-15...played outfield for Everett in 2003...had a season-high eight-game hitting streak from June 24-July 2, hitting .448 (13x29)...placed on the disabled list on July 16 with a fractured left middle finger...reinstated from the DL on Aug. 11...reached base safely by either hit or walk in 34 of 41 games...hit .386 at home, compared to .194 on the road...had 14 multi-hit games, including a four-hit game on Sept. 2...participated in the Mariners 2003 Arizona Instructional League.

LIFETIME RECORD

YR	CLUB	LG	AVG.	G	AB	R	H	2B	3B	HR	RBI	HB	BB	SO	SB-CS	E	OBP
02	Peoria	Ariz	.269	43	160	20	43	10	5	1	12	4	13	25	8-12	20	.325
03	Everett	Nwst	.297	41	155	25	46	9	4	3	18	0	19	40	8-5	3	.374

WU, Chao

C**BORN:** May 25, 1984 in Kaohsiung City, Taiwan**BATS:** Left **THROWS:** Right **HEIGHT:** 6-3 **WEIGHT:** 180**RESIDENCE:** Kaohsiung City, Taiwan**OBTAINED:** Signed as a non-drafted free agent September 25, 2002; signed by Mariners scout Ted Heid.

Chao Kuan Wu...graduated from San-Min High School in Kaohsiung City, Taiwan June, 2002...played on the Taiwan Junior National team that participated in the 2002 Junior World Baseball Championship in Quebec, Canada...began pro career with Peoria in 2003...had a season-high seven game hitting streak from July 8-18, hitting .364 (8x22)...went 4x5 with a run, home run and four RBI on Aug. 18.

LIFETIME RECORD

YR	CLUB	LG	AVG.	G	AB	R	H	2B	3B	HR	RBI	HB	BB	SO	SB-CS	E	OBP
03	Peoria	Ariz	.279	29	86	12	24	3	2	1	11	1	5	18	1-0	4	.326

YEROVI, Carlos

RHP**BORN:** February 9, 1981 in Guyaquil, Ecuador**BATS:** Right **THROWS:** Right **HEIGHT:** 5-11 **WEIGHT:** 190**RESIDENCE:** Guyaquil, Ecuador**OBTAINED:** Signed as a non-drafted free agent June 7, 2003; signed by Mariners scout Mike Spiers.

Carlos Daniel Yerovi...played for Aguirre in the Venezuelan Summer League in 2003.

ZAPATA, Juan

RHP**BORN:** August 6, 1984 in Bany, DR**BATS:** Right **THROWS:** Right **HEIGHT:** 6-3 **WEIGHT:** 180**RESIDENCE:** Bany, DR**OBTAINED:** Signed as a non-drafted free agent February 27, 2003; signed by Mariners scouts Patrick Guerrero and Bob Engle.

Juan Riguelmy Zapata...participated in the Dominican Summer League in 2003.

ZAPP, A.J.

MARINERS NO. 1 DRAFT SELECTIONS

Month	Year	Player	Month	Year	Player
Jan.	1977	Paul Givens, lhp	June	1987	* Ken Griffey Jr., of
June	1977	Dave Henderson, of	June	1988	Tino Martinez, 1b
Jan.	1978	Jim Maler, 1b	June	1989	Roger Salkeld, rhp
June	1978	Tito Nanni, of	June	1990	Marc Newfield, 1b
Jan.	1979	Mike Hood, c	June	1991	Shawn Estes, lhp
June	1979	* Al Chambers, of	June	1992	Ron Villone, lhp
Jan.	1980	Don Freeman, ss	June	1993	* Alex Rodriguez, ss
June	1980	Darnell Coles, ss	June	1994	Jason Varitek, c
Jan.	1981	Bret McAfee, ss	June	1995	Jose Cruz Jr., of
June	1981	* Mike Moore, rhp	June	1996	Gilbert Meche, rhp
Jan.	1982	Wray Bergendahl, rhp	June	1997	Ryan Anderson, lhp
June	1982	Spike Owen, ss	June	1998	Matthew Thornton, lhp
Jan.	1983	Keith Komeiji, c	June	1999	Ryan Christianson, c
June	1983	Darrel Akerfelds, rhp	June	2000	Sam Hays, lhp (rd. 4)
Jan.	1984	* Calvin Jones, rhp	June	2001	Michael Garciaparra, ss
June	1984	Bill Swift, rhp	June	2002	John Mayberry, 1b
Jan.	1985	Dan Larson, rhp	June	2003	Adam Jones, ss
June	1985	Mike Campbell, rhp			
Jan.	1986	James Pritikin, of			
June	1986	Patrick Lennon, ss			


* First player selected in entire draft

2003 June Draft

RD	PLAYER	POS	B-T	HT	WT	AGE	SCHOOL	HOMETOWN
1a*	Adam Jones	SS	R-R	6-2	180	17	Morse HS	San Diego, CA
2*	Jeffrey Flaig	SS	R-R	6-2	170	18	El Dorado HS	Placentia, CA
3*	Ryan Feierabend	LHP	L-L	6-3	205	17	Midview HS	Grafton, OH
4*	Robert Fagan	LHP	L-L	6-5	195	18	Bartram Trails HS	Jacksonville, FL
5*	Casey Abrams	LHP	L-L	6-4	210	21	Wright St. Univ.	Dayton, OH
6*	Eric O'Flaherty	LHP	L-L	6-3	185	18	Walla Walla HS	Walla Walla, WA
7*	Jeremy Dutton	3B	L-R	5-10	185	22	North Carolina St. Univ.	Raleigh, NC
8*	Thomas Oldham	LHP	L-L	6-2	215	21	Creighton Univ.	Omaha, NE
9*	Justin Ruchti	C	R-R	6-2	200	22	Rice Univ.	Houston, TX
10*	Michael Cox	3B	R-R	6-0	188	22	Florida Atlantic Univ.	Boca Raton, FL
11*	Joseph Woerman	RHP	R-R	6-3	200	20	San Diego CC	San Fiego, FL
12*	Ruben Flores	RHP	R-R	6-4	170	19	El Paso CC	El Paso, TX
13*	Shawn Nottingham	LHP	L-L	6-1	190	18	Jackson HS	Massillon, OH
14*	Tim Dorn	1B	R-R	6-8	245	20	East Los Angeles College	Monterey Park, CA
15	Scott Maine	LHP	L-L	6-2	190	18	WT Dwyer HS	Palm Beach Garden, FL
16*	Brian Schweiger	C	R-R	6-0	195	20	California St. Univ.	San Bernardino, CA
17	Jason Snyder	RHP	R-R	6-6	205	20	none	St. George, UT
18*	James Hymon	SS	R-R	6-0	170	23	Rust College	Holly Springs, MS
19*	Aaron Jenson	RHP	R-R	6-1	185	18	Springville HS	Springville, UT
20	Carroll Gaddis	CF	R-R	6-1	210	17	Hoke County HS	Raeford, NC
21*	Casey Craig	2B	L-R	5-11	175	18	Granite Hills HS	El Cajon, CA
22*	Samuel Bradford	CF	B-R	6-1	185	21	Gardner Webb Univ.	Boiling Springs, NC
23	Danny Santin	C	L-R	6-3	200	17	Brito Miami HS	Miami, FL
24*	Kenneth Falconer	RHP	R-R	6-6	205	20	Kansas Univ.	Lawrence, KS
25	Jason Cable	LHP	L-L	6-0	160	17	Palmdale HS	Palmdale, CA
26	Gordon Lynah	CF	R-L	6-2	170	19	Spartanburg Methodist JC	Spartanburg, SC
27	Glenn Breshears	RHP	R-R	6-3	185	19	Hutchinson JC	Hutchinson, KS
28	Daniel McDonald	LHP	L-L	6-3	215	18	Theodore HS	Theodore, AL
29	Christopher Garcia	RHP	R-R	6-1	205	18	none	Brooklyn, NY
30	Steve Santos	RHP	R-R	6-2	205	18	Los Medanos College	Pittsburg, CA
31	Doug Mathis	RHP	R-R	6-3	215	19	Central Arizona College	Coolidge, AZ
32	Adam Poole	LHP	L-L	6-3	180	20	Lincoln Trail College	Robinson, IL
33	Blake Rampy	RHP	R-R	6-3	185	18	Tomball HS	Tomball, TX
34	Paul Keck	C	R-R	6-3	190	18	Sacramento CC	Sacramento, CA
35	Andrew Reichard	RHP	R-R	6-2	175	18	State College HS	State College, PA
36	Alexander Baboules	LHP	L-L	6-2	190	17	Birchmont Cj	Scarborough, ON
37	Joel Allin	LHP	L-L	6-1	185	18	Stockbridge HS	Stockbridge, GA
38	Yusuf Carter	C	B-R	6-2	195	18	Canarsie HS	Brooklyn, NY
39	Trevor Heid	RF	R-R	6-3	210	21	Dixie College	St. George, UT
40	Mark Tourangeau	RHP	L-R	6-5	200	19	Queen Elizabeth Park	Oakville, ON
41	Dane Awana	LHP	L-L	6-2	170	19	Saddleback JC	Mission Viejo, CA
42	Danny Santiesteban	CF	R-R	6-2	170	18	Brito Miami HS	Miami, FL
43	Harold Williams	LHP	L-L	6-3	180	18	Cerritos JC	Norwalk, CA
44	Edwin Totesautt	SS	B-R	5-11	165	19	Brito Miami HS	Miami, FL
45	McCay Green	RHP	R-R	6-3	190	19	Lake Sumter CC	Leesburg, FL
46	Steven Hofius	1B	L-L	6-2	205	21	Cal. St. Long Beach	Long Beach, CA
47	Daniel Kapala	RHP	R-R	6-4	195	17	Shrine School	Royal Oak, MI
48	Markus Roberts	SS	B-R	5-8	160	17	Deer Valley HS	Antioch, CA
49	Jose Laffitte	CF	R-R	5-11	170	18	Miami Senior HS	Miami, FL
50	Timothy Turner	CF	R-L	6-2	190	20	East Tennessee St. Univ.	Johnson City, TN

* signed as of February 1, 2004

Everything Baseball On Demand for the PRESS



Statistical Reports,
Game Notes,
Press Releases,
Press Conference
Transcripts,
Online Credentialing,
Headshots and Logos.
Major League Baseball's Virtual Press Box

www.mlbpressbox.com





NATIONAL BASEBALL HALL OF FAME AND MUSEUM

25 Main Street, Cooperstown, New York 13326
Phone: (607) 547-7200 Fax: (607) 547-2044
Public Relations: (607) 547-0215
e-mail address: info@baseballhalloffame.org
Web site: baseballhalloffame.org

Summer Hours: Memorial Day Weekend - Labor Day Weekend: 9 a.m. to 9 p.m.

DIRECTORY: Jane Forbes Clark (Chairman), Joe Morgan (Vice Chairman), Dale Petroskey (President), Bill Haase (Senior Vice President), Ted Spencer (Vice President, Chief Curator), Jeff Idelson (Vice President, Communications & Education), Jim Gates (Librarian), Brad Horn (Director of Public Relations), Tim Wiles (Director of Research), Adam Jordan (Communications Assistant), Jackie Brown (Communications Associate).

HALL OF FAME WEEKEND 2004: July 24-25-26

Induction Ceremony:

Sunday, July 25, 1:30 p.m. EDT, Clark Sports Center

BBWAA Class of 2004:

Paul Molitor and Dennis Eckersley

58th ANNUAL HALL OF FAME GAME: June 14

Atlanta Braves vs. Minnesota Twins

Monday, June 14 at 2 p.m. EDT, Doubleday Field

Off-Season Hours: 9 a.m. to 5 p.m.

Holiday Closings: Thanksgiving Day, Christmas Day, and New Year's Day.

PUT ME IN COACH

On July 25, Seattle batting coach Paul Molitor will join Dennis Eckersley as the 2004 class of the Baseball Hall of Fame. Molitor becomes the 11th future Hall of Famer in uniform as a coach the year they were elected. There have been three future Hall of Famers (two players and one manager) who were in uniform as managers when they were elected. The coaches: Molitor ('04 Mariners), Eddie Murray ('03 Indians); Red Schoendienst ('89 Cards); Willie Stargell ('88 Braves); Bob Gibson ('81 Mets); Willie Mays ('79 Mets); Bob Lemon ('76 Yankees); Warren Spahn ('73 Indians); Luke Appling ('64 A's); Bill Dickey ('54 Yankees); and Honus Wagner ('36 Pirates) The managers: Frank Robinson ('82 Giants); Yogi Berra ('72 Mets) and Connie Mack ('37 A's)

NOTABLE MARINERS ARTIFACTS AT THE HALL

- Ball from Jamie Moyer's 21st win of the 2003 season on September 28, marking the fifth time in history that a team used all five starters for the entire season.
- Bat used by Mike Cameron to hit four home runs in a game, matching a major league record, May 3, 2002.
- Bat used by Bret Boone on May 3, 2002, to hit back-to-back homers with Cameron twice in the same inning, the first time in major league history.
- Bat used by Ichiro Suzuki during his 2001 season, in which he won the Rookie of the Year and MVP Awards.
- Spikes worn by Kazuhiro Sasaki in 2000 when he won the Rookie of the Year Award.
- Bat used by Ken Griffey Jr. in 1998 to hit his 53rd homer of the year, September 17.
- Ball from Randy Johnson's 19-strikeout game on June 24, 1997, setting an AL record for a left-handed pitcher.
- Ball from Chris Bosio's no-hit game, April 22, 1993.
- Glove and jersey worn by Hall of Fame pitcher Gaylord Perry to record his 300th career win, May 6, 1983.

HALL OF FAME ROAD TRIP

Baseball As America, the Hall of Fame and Museum's first-ever national exhibit tour, continues with its third year in 2004. The exhibit opened in New York City in 2002 and will visit 10 world-class museums across the country through 2005. The national tour is sponsored by Ernst & Young. In 2004, the tour will visit St. Petersburg, FL, Washington D.C. and St. Louis, MO. Additional tour stops include Houston, TX and two cities yet to be announced. For complete details, please visit the tour Web site, baseballasamerica.org.

A LOOK AHEAD TO 2005

Balls for the 2005 Hall of Fame/BBWAA election will be distributed in early December with results from the voting scheduled to be announced in early January 2005. A partial list of first-year candidates for election include: Jim Abbott, Wade Boggs, Chili Davis, Jack McDowell, Willie McGee, Otis Nixon, Terry Steinbach, Darryl Strawberry. Also in 2005, the Veterans Committee will vote on members for the Hall of Fame.

THE INSIDE NEWS FROM COOPERSTOWN


- If you have an interest in receiving **Around The Horn**, the monthly media newsletter of the Hall of Fame, please send an e-mail to info@baseballhalloffame.org. Be sure to include your name, name of organization and e-mail address.
- If you would like to receive interesting stories and timely news items direct from the Hall of Fame and get the inside track on the latest happenings in Cooperstown, sign up for Inside Pitch. There's no cost to receive our weekly electronic newsletter in your e-mail box at home or at work and it's easy to enroll: Log on to baseballhalloffame.org.
- Media members are invited to visit the Digital News Room of the Baseball Hall of Fame and Museum for up-to-the-minute news from Cooperstown, by visiting www.baseballhalloffame.org/news/index.htm.

RESEARCH ASSISTANCE

The Hall of Fame is pleased to provide assistance in baseball research and members of the media are encouraged to utilize this valuable baseball resource when ever necessary, by calling the Public Relations department at (607) 547-0215, or the Library Reference desk at (607) 547-0330.



MISCELLANEOUS



Jamie Moyer with Roberto Clemente Jr. and the 2003 Roberto Clemente award.

USEFUL SEATTLE PHONE NUMBERS (206 area code)

AIRLINES

Alaska	1-800-252-7522
American	1-800-433-7300
Continental	1-800-523-3273
Delta	1-800-221-1212
Northwest	1-800-225-2525
United	1-800-241-6522
U.S. Air	1-800-428-4322

TAXI COMPANIES

Airport Taxi	547-4700
Farwest Cabs	622-1717
Yellow Cabs	622-6500

TELEPHONE COMPANY

QWEST Communications	1-800-603-6000
----------------------------	----------------

HOTELS

Cavanaugh's Inn	971-8000
Edgewater Inn	728-7000
Elliot Grand Hyatt	774-1234
Fairmont	621-1700
Holiday Inn-Crowne Plaza	464-1980
Hotel W	264-6000
Hyatt-Airport	1-800-233-1234
Marriott (Sea-Tac)	241-2000
Red Lion	246-8220
Renaissance Madison	583-0300
Seattle Airport Hilton	244-4800
Seattle Hilton (Downtown)	624-0500
Seattle Sheraton	621-9000
Spring Hill Suites by Marriot	254-0500
Warwick	443-4300
Westin-Seattle	728-1000

REGULAR SEASON HOTELS

Anaheim	DoubleTree Orange County	(714) 634-4500
Baltimore	Westin South Coast	(714) 662-6695
Boston	Baltimore Waterfront	(410) 385-3000
Chicago	Westin Copley Place	(617) 262-9600
Cleveland	Westin Chicago	(312) 943-7200
Detroit	Ritz Carlton	(216) 623-1300
Kansas City	Atheneum	(313) 962-2323
Minneapolis	The Fairmont	(816) 756-1500
Milwaukee	Marriott City Center	(612) 349-4000
New York	The Pfister	(414) 273-8222
Oakland	New York Hilton	(212) 586-7000
Pittsburgh	Westin St. Francis	(415) 397-7000
St. Louis	Westin	(412) 281-3700
Tampa Bay	Ritz Carlton	(314) 863-6300
Texas	Renaissance Vinoy	(727) 894-1000
Toronto	Four Seasons Irving	(972) 717-0700
	Park Hyatt Toronto	(416) 925-1234

HOW TO FIGURE

Batting Average — Divide the total number of hits collected by a player by the total number of at bats. Example: Player A is 12-of-40 or .300.

Slugging Percentage — Divide the number of total bases by the total number of at bats. Example: Player A's 12 hits include six singles (6), one double (2), two triples (6) and three home runs (12) for a total of 26 total bases in 40 at bats and a .650 slugging percentage.

On-Base Percentage — Divide the total of hits, all bases on balls and hit by pitch by the total of at bats, all bases on balls, hit by pitch and sacrifice flies.

Earned Run Average — The total number of earned runs allowed by a pitcher is divided by the total number of innings pitched and then multiplied by nine for his per-game average. Example: Pitcher B has allowed 12 earned runs in 45 innings of work for a 2.40 ERA.

Fielding Average — The sum of putouts and assists is divided by the sum of putouts, assists and errors. Example: Player C has made 16 putouts and 24 assists and two errors. That's 40 putouts and assists divided by 42 chances for a fielding average of .952.

Magic Number — Determine the number of games yet to be played by the division leader, add one, then subtract the number of games ahead in the loss column of the standings from the closest opponent.

SAFECO FIELD

In 2003, the Seattle Mariners again drew over three million fans to Safeco Field, second among all Major League Baseball teams, and the fourth consecutive time the team has passed the 3,000,000 mark for total attendance.

Since the Inaugural Game on July 15, 1999, Safeco Field has become known as a great place to watch baseball. Sweeping views of Puget Sound and the downtown Seattle skyline combine with excellent sight lines from all seats give fans an experience that is unequalled in Major League Baseball.

Safeco Field's openness invites fans to enjoy games from many different vantage points on the Main Concourse and upper deck. The Bullpen Market in Center Field attracts thousands of fans with its festive atmosphere before and during games. Fans can also make a complete circle around the field without losing sight of the action on the field.

In addition to Major League Baseball games, Safeco Field has hosted a variety of non-baseball events including the U.S. Men's National Soccer Team, Women's Gold Cup Soccer matches, 2001 Seattle Bowl college football game, World Wrestling Entertainment's WrestleMania XIX, as well as numerous high school graduation ceremonies, proms, trade shows, birthday, holiday and anniversary parties.

Inaugural Game

Starting Line-up

D. Bell	2B
D. Segui	1B
K. Griffey Jr.	CF
A Rodriguez	SS
E. Martinez	DH
J. Buhner	RF
B. Huskey	LF
R. Davis	3B
D. Wilson	C
J. Moyer	LHP

SD 0 0 1-0 0 0 0 0 2-3 7 0
SEA 0 0 0-0 0 0 0-2 0-2 8 0

SAFECO FIELD FIRSTS

Groundbreaking:	March 8, 1997
Grass Installed:	May 24, 1999
Inaugural Game:	July 15, 1999
Opponent:	San Diego Padres
Ceremonial First Pitch:	Dave Niehaus – Mariners Broadcaster
First Pitch:	Jamie Moyer, 7:15 p.m., called strike
First Safeco Field Home Run:	Russ Davis (July 17, 1999)
First Safeco Field Grand Slam:	Raul Ibanez (July 17, 1999)

FANS COME FIRST

Fan comfort and convenience were top considerations in the design and construction of Safeco Field. Wide concourses, leg room, excellent sight lines, seats angled toward the field, plenty of bathrooms and concession stands all combine to provide fans with a first-class experience.

THE ROOF

The ballpark's one-of-a-kind retractable roof is designed to cover but not enclose the ballpark, thus preserving an open-air environment. The structure covers nearly 9 acres, weighs 22 million pounds, and contains enough steel to build a skyscraper 55 stories tall. The three movable panels glide on 128 steel wheels powered by 96 ten horsepower electric motors. A push of a button closes or opens the roof in an average of 10-20 minutes (depending on wind and other weather conditions). The roof is self-grounded (in the event of lightning strikes) and is designed to withstand 6-7 ft. of snow and sustained winds of up to 70 mph.

SCOREBOARD SYSTEM

Safeco Field features one of the most comprehensive scoreboard systems in Major League Baseball, including 11 electronic displays and an **old-fashioned hand-operated scoreboard** in left field. The **main scoreboard** in center field features a huge state-of-the-

SAFECO FIELD (continued)

art LED technology video screen and matrix board for display of graphics and animation. The **out-of-town scoreboard** in left field displays current inning scores of games in progress from around the Major Leagues. Two, first-of-their-kind **play-by-play** boards along the first and third base lines display running summaries of plays to help fans follow the action. Four **auxiliary** boards display player at-bat information, pitch speed and type, and additional game-in-progress information.

PLAYING FIELD

Safeco Field's playing surface is a **custom designed state-of-the-art field**. It features a **specialty designed drainage system** and a custom blend of four kinds of **Kentucky bluegrass** and two kinds of **perennial ryegrass** to provide the optimal playing surface for the athletes, the retractable roof, and the Northwest climate. The drainage system includes layers of drainage pipe, pea gravel, sand, and grass. A spider web of one-inch plastic hose can circulate hot water under the grass to bring it out of dormancy in time for Opening Day, and also compensate for shade and low levels of direct sunlight.

CONCESSIONS AND RESTAURANTS

Safeco Field's concession and catering services are provided by Volume Services America, one of the nation's largest providers of food, catering, merchandise and facility management services for sports, convention and entertainment venues. A variety of fresh, high-quality foods from the Northwest and around the world are available to fans at concession stands and restaurants throughout the ballpark. Offerings include the **Hit It Here Café**, **Bullpen Pub**, and **AVAYA Terrace Club & Elliott Hotel Diamond Club** members-only lounges. In addition, **Group Suites** can accommodate groups of from 40 to 320 people, and feature in-door and out-door seating, and food and beverage catering.

SPECIAL FEATURES

The ballpark offers a number of exciting areas for fans. **The Bullpen Market**, located behind left field, features interactive games and activities for fans, as well as the **Fan Walk** personalized bricks, local food vendors, an open pit barbecue, and one of the best views of the game from behind the centerfield fence.

Lookout Landing, at the end of the left field line on the Upper Deck, provides incredible views both inside and outside the ballpark.

The Outside Corner Picnic Patio, directly above the Home Plate Gate entrance, is a gathering spot that provides fans with breathtaking views over Puget Sound, as well as tables and benches for picnic lunches.

Children's Hospital Playfield, located on the Main Concourse in center field, lets kids work off excess energy on fun, baseball-theme playground equipment. Outside the Playfield is the **Wizard's of the Coast/Children's Hospital Wishing Well**, where fans can donate coins to benefit Pacific Northwest patients and families.

The flagship **Mariners Team Store** is open year-round, seven days a week, offering the world's largest selection of Mariners apparel and merchandise for men, women, and children.

Works of art by 11 artists from the Northwest are integrated into the design of the ballpark and parking garage in an ambitious \$1.3 million **Public Art Program**. The varied installations include a sculpture of 1,000 translucent bats suspended above the grand staircase at the Home Plate Gate and a huge bronze mitt outside the Left Field Gate.

BALLPARK HISTORY

March 30, 1994 — King County Executive Gary Locke appoints a 28-member task force to assess the need for, cost, potential location and advisability of public investment in a new Major League Baseball stadium.

January 1995 — Stadium Alternative Task Force recommends public involvement in financing a new MLB stadium.

September 19, 1995 — A proposal to increase the sales tax by .01% in King County to pay for construction of a new ballpark is narrowly defeated by voters.

October 14, 1995 — Special session of the state legislature authorizes a different funding

SAFECO FIELD (continued)

package for a new stadium including a credit against the state sales tax, sale of special stadium license plates, lottery funds, food & beverage tax in King County restaurants and bars and car rental surcharge in King County, and ballpark admissions tax.

October 23, 1995 — King County Council votes to approve funding package and to establish the Washington State Major League Baseball Public Facilities District to own the ballpark and manage the construction project.

January 29, 1996 — Seattle-based NBBJ is chosen by the PFD Board as architect.

April 1996 — Hunt-Kiewit is chosen by the PFD Board as the general contractor for construction of the ballpark.

September 9, 1996 — Ballpark site is selected south of the Kingdome.

March 8, 1997 — 30,000 fans turn out as Ken Griffey Jr. helps officially break ground for the new ballpark.

June 4, 1998 — Naming rights for ballpark sold for \$40 million to Seattle-based Safeco Corporation. Ballpark named Safeco Field.

July 15, 1999 — A capacity crowd of 47,000 attends the Inaugural Game against the San Diego Padres. The Padres win 3-2.

SAFECO FIELD MARINERS TICKETS

SAFECO FIELD ADVANCE TICKET WINDOW

(southwest corner, 1st and Atlantic)

Mon.-Sat. 8:30 a.m.-7:00 p.m., Sun. 11:00-5:00 p.m.

MARINERS TEAM STORES

Safeco Field (First Ave. South)	206-346-HATS
Bellevue Square (Second Level)	425-455-3484
Downtown Seattle (4th & Stewart)	206-346-GEAR
Southcenter Mall (South Entrance).....	206-439-8965
Alderwood Mall (South Entrance).....	425-774-0503
Capital Mall, Olympia	360-357-5246
Bellis Fair Mall, Bellingham	360-715-8145
NorthTown Mall, Spokane	509-484-2310

Tickets are available online through the Mariners website at seattlemariners.com or ticketmaster.com. To charge by phone, call Ticketmaster at **206-622-HITS** or **253-627-TIXS** in Tacoma. Ticketmaster Ticket Centers in Washington include select Fred Meyer Stores, The Warehouse, Tower Records, and other locations. In Oregon, fans can call Ticketmaster at **503-224-4400** or visit any G.I. Joe's or select Fred Meyer locations. In the greater Vancouver, B.C. area, tickets are available by calling Ticketmaster at **604-280-4444** or by visiting select Blue Line Sports stores and Info Centers in major shopping malls.

Day-of-game tickets can be purchased at Safeco Field.

SAFECO FIELD TICKET PRICES

Seat Location	Season Ticket Price Per Game	Single Game Price
Lower Box	\$38	\$50
Field	\$30	\$35
Terrace Club Infield*	\$43	\$55
Terrace Club Outfield*	\$37	\$43
View Box	\$20	\$24
Lower Outfield Reserved	\$20	\$24
View Reserved	\$15	\$17
Left Field Bleachers	NA	\$13
Center Field Bleachers	NA	\$7

*Prices include \$5 per game membership fee.

SAFECO FIELD (continued)

SAFECO FIELD BASICS

Location: First Ave. S. & S. Atlantic St.
Site: 19.59 Acres
Ballpark Square Footage: 1,172,127 Gross Square Ft.

Seating

Seating Capacity: 47,447
Lower Box 9,897
Field 8,425
Lower OF Reserved 2,898
Terrace Club 4,677
View Box 3,894
View Reserved 12,122
LF Bleachers 1,847
CF Bleachers 1,837
Diamond Club 382
Private & Group Suites 1,468

Suites

Private 69
Group 4 (expandable to 8)

Field

Surface Grass

Dimensions

Left Foul Line 331'
Left Power Alley 390'
Center Field 405'
Right Power Alley 387'
Right Foul Line 327'
Elevation 5' Below Street Level
Field Wall Height 8' high
Elevators/Escalators: 9 elevators and escalators to all levels

Gate Opening Times:

All Gates 2 hours prior to game time

Batting Practice:

Mariners 2 hours 35 minutes prior to game
Visitors 1 hour 35 minutes prior to game

Kingdome Farewell

After 22-and-a-half years, the Seattle Mariners said farewell to the Kingdome on Sunday, June 27, 1999. A sold-out crowd of 56,530 fans watched the Mariners defeat the Texas Rangers 5-2. A post-game ceremony featured a ceremonial "final pitch" in the Kingdome, as Bob "Scrap Iron" Stinson caught a pitch tossed by Cory Segui, the grandson of Diego Segui. Segui and Stinson made up the starting battery of the Mariners inaugural game on April 6, 1977. Mariners Legends who participated in the post-game ceremony included Hall of Famer Gaylord Perry, Ruppert Jones, Alvin Davis, Julio Cruz and Harold Reynolds.

GROUND RULES

Photographer's Areas

The ball is "in play" if it hits any of the railings defining the photographer wells and bounces back onto the playing field. The vertical rails in the middle of the wells are considered in the wells and are out of play.

Ball Hitting Roof Trusses

A batted ball hitting a roof truss in fair territory shall be judged fair or foul in relation to where it lands or is touched by a fielder. If caught by a fielder, the batter is out and base runners advance at their own risk.

A batted ball hitting a roof truss in foul territory is a foul ball, regardless of where it lands or is touched by a fielder. If caught by a fielder, the batter is out and the base runners advance at their own risk.

Outfield Area

The hand-operated scoreboard in left field is part of the left field fence. A ball must clear the scoreboard (defined by yellow horizontal line) to be a home run. If a batted ball hits the cyclone fence under the scoreboard and above the padded wall, and the ball lodges behind the padded wall, it shall be ruled a ground-rule double whether it lodges behind the wall on the fly or on a bounce.

The ladder and the handle attached to and to the right of the scoreboard are beyond the padded wall. A fly ball striking either the ladder or handle shall be ruled a home run.

Dugouts

A ball must enter the dugout to be considered a dead ball.

Movement of Roof

If a game is started with the roof closed, it may be opened when, in the opinion of the home club, climactic conditions warrant such opening. However, roof may be opened only once during a game and shall commence only between innings after the umpire crew chief has been notified. Prior to opening of roof, the visiting club may challenge the opening if it feels a competitive imbalance will arise. The crew chief will make a final decision based on the merits of the challenge.

If a game is started with the roof open, it may be closed during the game. The decision to close the roof shall be made by the home club, and may be made solely for the comfort of its fans. Play will continue during roof closure if possible. However, the umpires have the right to stop play during this process if they determine it is necessary to do so.

These policies may be modified from time to time as more experience is gained with the roof and its impact on play

SAFECO FIELD BY THE NUMBERS

- 600,000 bricks were used to build the facade
- 420,000 bolts on the roof and bowl: length from 2" to 16"
- 300,000 volts of electricity light up the stadium
- 106,000 sq. ft. of turf
- 12,500 bricks were used for personalized brick pavers
- 600 tons of infield clay
- 535 metal halide lights illuminate the playing field
- 200 miles of concrete (4-ft wide, 4-in. deep). Enough to build a sidewalk from Seattle to Portland, Oregon
- 150 miles of electrical wiring
- 40 miles of piping
- 20-30 miles of heating coils under the field level to heat the grass
- 4 kinds of bluegrass strains
- 2 kinds of ryegrass strains

SPRING TRAINING INFORMATION

Peoria, Arizona

Training Facility:

Peoria Sports Complex
15707 North 83rd Avenue
Peoria, AZ 85382
623-776-4800

Players Hotel:

LaQuinta Inn & Suites
16321 N. 83rd Ave
Peoria, AZ 85382
623-487-1900

Cactus League Ticket Outlets:

Ticketmaster Northwest (206-622-HITS)
Ticketmaster Arizona (480-784-4444):
Mariners, Angels, Brewers, Diamondbacks,
Padres & Giants

Minor League Hotel:

Hampton Inn
8408 W Paradise Lane
Peoria, AZ 85382
623-486-9918

Ticket Prices at Peoria Stadium:

\$23 Club Box, \$18 Infield Box,
\$15 Outfield Box, \$15 Upper Box,
\$10 Bleachers, \$5 Outfield Lawn

Spring Road Hotels:

Tucson: March 9-11
Westin La Paloma (520) 742-6000

2004 SPRING TRAINING SCHEDULE (as of 1/26/04)

Day/Date	Opponent	Site	Local Time	TV
Thu., Thursday, March 4	San Diego Padres - Charity Game	Peoria	1:05	
Friday, March 5	Arizona Diamondbacks	Peoria	1:05	
Saturday, March 6	San Diego Padres	Peoria	1:05	
Sunday, March 7	San Diego Padres	Peoria	1:05	
Monday, March 8	Anaheim Angels	Peoria	12:05	ESPN2
Tuesday, March 9	Texas Rangers	Peoria	1:05	
Wednesday, March 10	Anaheim Angels	Tempe	1:05	
Thursday, March 11	Kansas City Royals	Peoria	1:05	
Friday, March 12	Chicago Cubs	Peoria	1:05	
Saturday, March 13	Colorado Rockies	Peoria	1:05	FSN
Sunday, March 14	Texas Rangers	Surprise	1:05	
Monday, March 15	Oakland A's	Phoenix	1:05	
Tuesday, March 16	San Diego Padres	Peoria	1:05	
Wednesday, March 17	OFF DAY			
Thursday, March 18	Milwaukee Brewers	Peoria	1:05	
Friday, March 19	San Francisco Giants	Scottsdale	12:05	ESPN2
Saturday, March 20	Kansas City Royals	Surprise	1:05	
Sunday, March 21	Chicago White Sox	Peoria	1:05	FSN
Monday, March 22	Arizona Diamondbacks	Tucson	1:05	
Tuesday, March 23	Colorado Rockies	Tucson	7:05	FSN
Wednesday, March 24	Chicago White Sox	Tucson	1:05	
Thursday, March 25	Texas Rangers	Peoria	1:05	
Friday, March 26	San Francisco Giants	Peoria	1:05	
Saturday, March 27	Milwaukee Brewers	Maryvale	1:05	
Sunday, March 28	Arizona Diamondbacks	Peoria	1:05	KSTW
Monday, March 29	Oakland Athletics	Peoria	1:05	
Tuesday, March 30	Chicago Cubs	Mesa	1:05	
Wednesday, March 31	Oakland Athletics	Phoenix	1:05	
Thursday, April 1	San Diego Padres	Peoria	12:05	
Friday, April 2	OFF DAY			
Saturday, April 3	San Diego Padres	San Diego	7:05	KSTW
Sunday, April 4	San Diego Padres	San Diego	1:05	FSN

Schedule and times subject to change.

Bold indicates Home Team

KOMO 1000 News Radio will carry Spring Games except for the Charity Game March 4.

CLUB SPRING TRAINING RECORDS

Year	W	L	Year	W	L	Year	W	L	T
1977	9	15	1986	13	15	1995	5	8	
1978	12	13	1987	12	17	1996	13	15	
1979	9	13	1988	15	15	1997	16	16	
1980	8	12	1989	16	15	1998	18	14	
1981	11	18	1990	7	9	1999	20	12	
1982	10	12	1991	17	13	2000	13	16	
1983	11	14	1992	13	16	2001	13	19	1
1984	14	13	1993	16	14	2002	15	17	
1985	12	16	1994	21	9	2003	13	18	2

BATTING (Individual Season)

GAMES — 29, Scott Podsednik (2002)
 AT BATS — 92, Ken Griffey Jr. (1989)
 RUNS — 22, Julio Cruz (1979)
 HITS — 35, Carlos Guillen (1999)
 DOUBLES — 10, Bruce Bochte (1978); Darren Bragg (1996)
 TRIPLES — 5, Harold Reynolds (1989)
 HOME RUNS — 7, Ken Griffey Jr. (1994), Jay Buhner (1998, 00)
 RUNS BATTED IN — 25, Ken Griffey Jr. (1998)
 WALKS — 19, Alvin Davis (1987)
 STRIKEOUTS — 23, Jay Buhner (1991)
 STOLEN BASES — 14, Julio Cruz (1979), 1 caught stealing
 LONGEST HITTING STREAK — 15, Ken Griffey Jr. (1989)
 BATTING AVERAGE (minimum 50 AB) — .491, Edgar Martinez (1996)

PITCHING (Individual Season)

GAMES — 14, Bobby Ayala (1994); Jose Mesa (1999)
 WINS — 4, five times, last done by Jamie Moyer (1999); Freddy Garcia (1999)
 LOSSES — 4, Gary Wheelock (1977) & Calvin Jones (1992)
 EARNED RUN AVERAGE (Minimum 20 IP) — 0.44, Matt Young (1983)
 INNINGS — 33.2, Steve Trout (1988)
 WALKS — 20, Bob Galasso (1977)
 STRIKEOUTS — 29, Freddy Garcia (1999)

GENERAL (Club)

MOST RUNS, GAME — 19, vs. Oakland (3/22/78)
 MOST RUNS, GAME, OPP. — 22, vs. Milwaukee (3/17/02)
 MOST CONSECUTIVE WINS — 8 (3/28-4/4/93)
 MOST CONSECUTIVE LOSSES — 9 (3/15-23/87)
 NO-HITTERS — 1, vs. Oakland (3/14/84)
 SHUTOUTS — 21, last done vs. Colorado (3/19/94)

PEORIA SPORTS COMPLEX

The City of Peoria, the Seattle Mariners and the San Diego Padres proudly opened baseball's best spring training facility in 1994. Located 20 miles northwest of downtown Phoenix, the 145-acre Peoria Sports Complex provides separate practice facilities for the Padres and Mariners that include 6-1/2 practice fields, batting cages and a clubhouse.

Peoria Stadium, which was designed by HOK Sports Group of Kansas City, is the jewel of the \$32-million complex and accommodates 11,000 fans (8,000 seats and 3,000 on lawn). Dimensions for the park are 340 ft. down each line, 385 ft. in the power alleys and 410 ft. to center.

Peoria is only the second spring training site in Mariners history, as the club trained in Tempe from 1977-92. Seattle played all road games in 1993, but used the Peoria facility for morning workouts as it was under construction.

DIRECTIONS: Take Bell Road exit off I-17 north; travel west to 83rd Avenue; travel south and enter facility at Stadium Way.

Mariners Spring Attendance Records

Year	Att.	Dates	Avg.	Year	Att.	Dates	Avg.	Top 10 Home Crowds
1977	N/A			1990	16,418	7	2,345	13,060 vs. Cubs (3/23/02)
1978	N/A			1991	46,471	11	4,225	13,048 vs. Ari (3/22/02)
1979	11,778	12	982	1992	46,776	12	3,898	12,758 vs. SF (3/15/02)
1980	8,147	10	815	1993	All road games			12,207 vs. Cubs (3/18/01)
1981	12,381	14	884	1994	94,642	13	7,280	12,176 vs. KC (3/8/03)
1982	15,448	10	1,556	1995	25,159	6	4,193	12,112 vs. Ari (3/26/00)
1983	13,913	10	1,391	1996	97,073	13	7,467	11,696 vs. Chi (3/22/98)
1984	19,856	14	1,418	1997	126,233	15	8,416	11,265 vs. SF (3/7/03)
1985	30,223	13	2,325	1998	120,922	16	7,558	11,111 vs. Mil. (3/15/97)
1986	27,855	12	2,321	1999	117,295	15	7,820	11,096 vs. Cubs (3/18/00)
1987	40,515	14	2,894	2000	107,611	14	7,687	
1988	55,824	16	3,489	2001	124,553	15	8,304	
1989	60,513	15	4,034	2002	145,146	15	9,676	
				2003	89,549	13	6,888	

2003 SPRING TRAINING STATISTICS

NAME	BA	OBP	G	AB	R	H	2B	3B	HR	RBI	HBP	BB	SO	SB	CS	E
Balesien	—	—	2	0	0	0	0	0	0	0	0	0	0	0	0	1
Barkett	.125	.125	7	8	1	1	0	0	0	0	0	0	2	0	0	2
Basilda-Martinez	.000	.000	2	1	0	0	0	0	0	0	0	0	0	0	0	0
Bloomquist	.262	.351	24	65	10	17	5	1	2	11	1	8	11	1	2	2
Bohn	.091	.231	8	11	1	1	0	0	0	0	0	2	4	0	0	0
Boone	.183	.200	20	60	9	11	3	0	7	8	2	8	7	1	1	0
Banders	.354	.385	19	48	10	17	7	0	4	12	1	2	8	0	0	0
Brown	.000	.000	1	1	0	0	0	0	0	0	0	0	0	0	0	0
Buella	.000	.000	1	1	0	0	0	0	0	0	0	0	1	0	0	0
Cameron	.429	.522	21	56	19	24	3	3	4	12	2	10	11	2	0	1
Cassila	.238	.259	12	21	2	5	1	0	0	4	0	7	3	0	0	0
Castro	.333	.333	5	6	2	2	2	0	1	0	3	0	2	0	0	0
Choo	.217	.379	15	23	5	5	1	0	1	3	1	5	8	0	0	1
Christianson	.000	.000	4	4	0	0	0	0	0	1	0	0	2	0	0	0
Cinillo	.333	.449	21	57	9	19	4	1	1	6	2	9	6	1	0	5
Colburn	.279	.302	21	81	7	17	4	0	1	11	0	2	11	1	0	0
Collins	.000	.000	2	2	0	0	0	0	0	0	0	0	0	0	0	0
Curry	.333	.500	3	3	1	1	0	0	0	0	0	1	2	0	0	0
Davis	.340	.397	19	53	8	18	4	0	1	10	0	5	8	0	0	0
Delacchi	.000	.000	2	1	0	0	0	0	0	1	0	0	0	0	0	0
Dobbs	.185	.233	15	27	2	5	1	0	1	6	1	1	7	0	0	1
Figuerola	.154	.154	7	13	1	2	0	0	0	0	0	1	0	0	0	0
Futsa	.000	.000	2	2	0	0	0	0	0	0	0	0	2	0	0	0
Gandolfo	.214	.253	12	14	4	3	1	0	0	1	1	2	2	2	0	0
Garcaparra	.000	.000	1	1	0	0	0	0	0	0	0	0	0	0	0	0
Gutten	.263	.300	20	57	6	15	2	1	2	12	0	3	5	0	0	2
Gurman	.100	.100	10	20	1	2	0	0	0	0	0	0	6	0	0	0
Hagen	—	—	1	0	0	0	0	0	0	0	0	0	0	0	0	0
Harrington	—	—	1	0	0	0	0	0	0	0	0	0	0	0	0	0
Harris	.000	.000	5	4	0	0	0	0	0	0	0	0	1	0	0	0
Harner	1.000	1.000	2	1	0	1	1	0	0	2	0	0	0	0	0	0
Jacobs	.250	.298	3	4	1	1	0	0	0	2	0	0	1	0	0	0
Kelly	.235	.350	8	17	4	4	1	1	0	2	1	2	3	1	0	1
Kuzmic	.214	.389	7	14	5	3	0	1	1	2	0	4	5	0	0	1
Lopez	.000	.500	1	1	0	0	0	0	0	0	0	1	0	0	0	0
Mabry	.319	.388	22	47	8	15	1	1	3	9	0	11	11	0	0	1
Martinez	.441	.500	19	65	14	30	6	0	4	16	0	9	15	0	0	0
Maynard	—	—	1	0	0	0	0	0	0	0	0	0	0	0	0	0
McLemore	.255	.333	19	51	11	13	3	0	0	9	0	7	11	0	1	1
Merchaca	.125	.364	5	8	2	1	1	0	0	0	0	3	0	1	1	1
Merritt	1.000	1.000	2	1	0	1	1	0	0	1	0	0	0	0	0	0
Meyers	.120	.207	17	25	6	3	0	1	0	2	3	0	8	0	0	2
Mosquera	.300	.217	20	20	8	4	0	0	0	2	0	1	4	0	0	1
Myles	.100	.100	1	0	1	1	0	0	0	0	0	1	0	0	0	0
Jo Nelson	.000	.000	7	7	0	0	0	0	0	0	0	3	7	0	0	0
Oswald	.389	.484	21	54	10	21	5	0	2	11	1	9	7	0	0	1
Ozoria	.000	.000	1	1	0	0	0	0	0	0	0	1	0	0	0	0
Rivera	.000	.000	4	3	0	0	0	0	0	0	0	1	0	0	0	0
Snelling	.000	.000	1	1	0	0	0	0	0	0	0	0	0	0	0	0
Sato	—	—	1	0	0	0	0	0	0	0	0	0	0	0	0	0
Strong	.364	.462	6	11	2	4	1	1	0	3	1	1	2	0	1	0
Suzuki	.382	.405	22	68	10	26	5	2	3	12	0	4	8	1	2	1
Ugelski	.333	.345	14	27	4	9	2	0	0	1	0	3	8	1	0	3
Van Mastroon	.000	.000	1	2	0	0	0	0	0	0	0	1	0	0	0	0
Willingham	.000	.000	2	4	1	0	0	0	0	0	0	0	3	0	0	0
Wilson	.500	.500	3	2	0	1	0	0	0	1	0	0	0	0	0	0
Winn	.367	.493	21	60	15	22	4	0	2	6	2	13	7	3	3	1
Wornack	.000	.000	2	1	0	0	0	0	0	0	0	0	0	0	0	0
Zapp	.429	.467	13	14	2	6	1	0	0	3	0	1	4	0	0	0
TEAM	.288	.364	33	1162	196	335	536	14	34	186	20	127	227	16	11	31
OPPONENTS	.317	.382	33	1219	230	386	625	7	46	221	12	124	221	27	5	34

NAME	W-L	ERA	G	GS	SV	INN	H	R	ER	HR	HBP	BB	IBB	SO	WP	BK
Achison	0-1	8.80	8	0	2	15.1	27	17	15	2	0	8	1	12	1	0
Blackley	0-0	0.00	1	0	0	1.0	0	4	0	0	0	2	0	1	0	0
Carraza MLB	1-0	7.71	9	0	0	14.0	22	12	12	4	0	6	0	2	0	0
Carraza LG	0-0	0.00	1	0	0	1.0	1	4	0	0	0	1	0	0	0	0
Claude	1-0	4.91	8	1	0	18.1	20	10	10	4	1	3	0	13	0	0
Falkenberg	0-1	2.53	4	2	0	10.2	7	3	3	1	2	6	0	10	0	0
Franklin	1-2	6.11	6	6	0	28.0	40	21	19	7	0	5	0	7	0	0
Frelfo	0-0	13.50	1	0	0	0.2	2	4	1	0	0	0	0	1	0	0
Garcia	2-2	6.30	5	5	0	20.0	29	15	14	6	1	7	0	20	2	0
Hansutack	0-2	22.85	4	0	0	4.1	13	37	11	1	0	3	1	4	0	0
Hasegawa	0-0	6.00	8	0	0	12.0	14	8	8	4	0	2	0	4	0	0
Heavely	0-0	0.00	1	0	0	1.0	1	5	2	0	0	1	0	1	0	0
Hoernni	0-0	4.50	1	0	1	2.0	2	8	1	0	0	1	0	0	0	0
Johnson	0-0	81.00	1	0	0	0.2	3	11	6	0	0	3	0	1	0	0
Kent LG	0-0	12.00	3	0	0	3.0	5	15	4	1	0	1	0	4	0	0
Lamber	0-0	—	1	0	0	0.0	4	4	4	0	0	0	0	0	0	0
Looper	0-0	0.00	3	0	1	3.1	1	15	0	0	0	3	0	2	0	0
Madritsch	0-0	7.20	4	0	1	5.0	8	24	4	0	0	2	0	6	1	0
Mateo	0-0	4.50	8	0	0	16.0	17	8	8	2	0	2	0	16	1	0
Mattos	0-0	18.00	1	0	0	1.0	2	8	2	0	0	1	0	1	0	0
Meche	0-2	7.52	5	5	0	20.1	24	20	17	3	0	14	0	11	0	0
Moyer	2-0	4.15	3	3	0	12.0	14	6	6	2	0	1	0	11	0	0
Nageotte	0-0	3.00	3	0	0	6.0	7	26	2	0	0	2	0	4	0	0
Jo Nelson	2-0	7.36	9	0	0	11.0	17	9	9	0	2	4	0	10	1	0
Pineiro	0-1	4.76	4	4	0	17.0	20	9	9	2	1	3	0	18	0	0
Putz	0-2	2.38	7	0	0	11.1	10	4	3	0	0	3	0	9	1	0
Rhodes	0-2	12.00	8	0	1	9.0	21	54	12	1	0	6	0	11	1	0
Sasaki	1-0	0.00	4	0	0	4.0	2	18	0	0	0	4	0	3	0	0
Simpson	0-1	12.27	3	0	0	3.2	7	22	5	1	0	4	0	3	0	0
Soriano	0-0	5.06	7	3	1	16.0	22	8	9	3	1	9	0	14	0	0
Sweeney	1-0	8.75	5	0	1	8.0	12	43	6	1	0	5	0	9	0	0
Taylor	0-0	1.50	4	0	1	6.0	3	25	1	0	0	3	0	5	0	0
Thomas	0-0	0.00	1	0	0	1.0	0	4	0	0	0	1	0	1	0	0
Ulloa	0-0	30.00	3	0	0	3.0	11	20	10	2	0	1	0	2	0	0
Wright LG	0-2	8.35	6	4	0	18.1	20	18	17	5	0	13	0	10	3	0
TEAM	13-18	6.68	33	33	9	291.0	386	230	216	46	12	124	2	221	12	0
OPPONENTS	18-13	5.27	33	33	8	294.0	335	196	172	34	20	127	0	227	14	2

BROADCASTERS



DAVE NIEHAUS has broadcast Mariners baseball since the club's inception in 1977. During his 27 seasons behind the microphone for the Mariners, he has missed only 70 games, including 21 in 1996 (17 due to medical reasons). Entering the 2004 season, he has witnessed 4,119 of the 4,189 games played by the Mariners. He is recognized as one of the best and most exciting broadcasters in the game. In November of 2003, Niehaus was nominated by national vote of the fans for the Ford Frick Award for induction into the National Baseball Hall of Fame. Niehaus threw out the Ceremonial First Pitch for the Inaugural Game at Safeco Field (July 15, 1999). He was named one of Seattle Times' Top 10 Most

Influential People of the Century and named the Entertainer of the Century by a local radio station. In 1997, Niehaus was honored by the Washington State House of Representatives for his "contributions to the quality of life in the Pacific Northwest." He was elected Sportscaster of the Year for the state of Washington in 1995 and 1996 by his contemporaries in the National Sportscasters and Sportswriters Association. His expressions like "My Oh My" and "It will fly away" (for home runs) have become familiar throughout the Northwest. In addition, on May 7, 2000, Dave was inducted into the Mariners Hall of Fame. Niehaus joined Mariner first baseman Alvin Davis as the only two members of the club's Hall of Fame.

Dave was born and raised in Princeton, IN, and is a graduate of Indiana University. He worked for the Armed Forces radio and TV service, calling the action for Dodgers games before moving to New York to handle Yankees baseball as well as basketball and hockey. After leaving the Armed Forces Network, he returned to Los Angeles to broadcast the Dodgers, Rams and Lakers. From 1969-76, he teamed with Dick Enberg and Don Drysdale to call the action for the California Angels. Dave also broadcasted UCLA football and basketball (1973-76). He resides in Bellevue with his wife Marilyn. They have three children: Andy, Matt and Greta and four grandchildren, Zach, Steven, Madeline and Alexa.



RICK RIZZS is in his 19th season with the Mariners broadcast team in 2004. He also spent three seasons calling the play-by-play on radio for the Detroit Tigers from 1992-94. He previously teamed with Dave Niehaus on radio and television for the Mariners from 1983-91.

Rick is a 1975 graduate of Southern Illinois University in Carbondale. From 1975-80, he handled baseball play-by-play duties at the double-A level for Alexandria, Amarillo and Memphis. He became the sports director at WBNS radio in Columbus, OH in 1981, where he called Ohio State football and triple-A baseball for two seasons. He was named the Ohio "Sportscaster of the Year" in 1981 by the Ohio Sportscasters

Association. Rick was hired to broadcast Mariners games in 1983 and spent nine seasons with the club. In 2000, Rick was named the Chicago-area sportscaster of the year by the Chicago Pitch and Hit Club. From 1992-94, he teamed with Bob Rathbun to call the action for the Tigers on WJR in Detroit. Rick resides in Issaquah, WA. Rick has one son, Nick.



RON FAIRLY is in his 12th season with the Mariners in 2004. The former Major Leaguer brings 45 years of professional baseball experience to the Mariners broadcast booth, 21 as a player and 25 as a broadcaster.

Ron was born in Macon, GA, and attended the University of Southern California as a finance major. He was inducted into the USC Hall of Fame in 1997. After earning All-America honors at USC, he was signed by the Los Angeles Dodgers in 1958. Fairly played in the Majors from 1958-78 with the Dodgers (1958-69), Expos (1969-74), Cardinals (1975-76), Athletics (1976), Blue Jays (1977) and Angels (1978). In 2,442 games, he compiled a lifetime average of .266 with 215 home runs and 1,044 RBI. He was a two-time All-Star (1973 and 1977) and played in four World Series (1959, 1963, 1965-66).

After retiring as a player, Ron worked as the sports director at KTLA TV in Los Angeles for three years. From 1982-86, he teamed with Bob Starr to broadcast Angels games on KMPC. He then moved to San Francisco, where he handled the Giants play-by-play and color duties on both radio and television for six years. Ron resides in Indian Wells, CA with wife Mary. The couple has three sons: Steve, Mike and Patrick.

BROADCASTERS (continued)



KEVIN CREMIN begins his 22nd season as Executive Producer/Engineer for all Mariners radio broadcasts in 2004. He is responsible for the technical aspects of each broadcast, as well as relaying updated game information to Dave Niehaus and Rick Rizzs. Cremin also produces the Hot Stove League and Saturday and Sunday Magazine shows for KOMO 1000 News.

The Tulsa, OK, native attended the University of Oklahoma and studied journalism. After spending eight years in the circulation department of the Tulsa World & Tribune, he joined the Mariners Radio Network full-time in 1983. He is currently the senior radio engineer in

the American League. He resides in West Seattle with wife Margaret and daughters Colleen and Kate.



MARK ENGELBREKT enters his 19th season with Mariners television in 2004. He currently serves as the Director for all telecasts on FOX Sports Net and KSTW-TV in Seattle.

Mark graduated from the University of Washington in 1974 with a B.A. in communications. After working as a floor director for KING and KOMO, he joined KSTW in 1977 as Producer/Director of the Ten O'clock News. He produced Mariners telecasts from 1982-85 and served as Producer/Director from 1989-91. He joined the Mariners organization as television network producer in 1993. He resides in Seattle with wife Dianne, son Max and daughter Lily.



DAVE HENDERSON is in his seventh season with the Mariners broadcasting team in 2004. Henderson brings 26 years of professional baseball experience to the booth, including 14 years of Major League playing experience.

Henderson began his playing career in the Mariners organization after being drafted in the first round (26th overall) in the 1977 June draft. He spent six seasons with the Mariners before being traded to Boston on Aug. 19, 1986. He spent two seasons with the Red Sox (1986-87) and also played with San Francisco (1987), Oakland (1988-93) and Kansas City (1994).

Hendu was a member of the A's 1989 World Series Championship team and was an All-Star in 1991. He owns a .324 average in 20 World Series games. Henderson resides in Bellevue, WA with his sons Chase (6/17/86) and Trent (2/10/88).



DAVE VALLE is in his seventh season as a Mariners color analyst in 2004. The former Seattle catcher spent nine seasons behind the plate for the Mariners and brings 19 years of baseball experience to the broadcast booth.

Valle played for four teams in his 13-year Major League career, including the Mariners (1984-93), Boston (1994), Milwaukee (1994) and Texas (1995-96). He finished with a .237 lifetime batting average, 77 HR and 350 RBI. In 1990 Valle led American League catchers with a .997 fielding percentage in 677 total chances.

Valle and his wife, Vicki, have three children, Philip David (7/26/85), Natalia Victoria (6/12/89) and Alina Maria (12/1/93).

BROADCASTERS (continued)



JAY BUHNER, who spent 14 years patrolling right field for the Mariners, joined the Seattle broadcast team in 2002. Jay has remained involved with the club both on the field and off, and brings his unique perspective to the booth.

Buhner debuted with the Mariners July 22, 1988, and ranks among the Mariners career leaders in nearly every offensive category, including games, at-bats, runs, hits, doubles, triples, home runs, RBI, total bases, extra-base hits, slugging percentage, walks and strikeouts. Buhner compiled a .254 career average with 310 home runs and 965 RBI in 1,472 big league games.

Jay and his wife Leah reside in Issaquah and have one daughter, Brielle (11-15-91) and two sons, Chase (11-4-93) and Gunnar (5-11-95).

SPANISH BROADCASTERS



AMAURY PI-GONZALEZ joined the Mariners Spanish speaking broadcast team last season after eight seasons as the San Francisco Giants Spanish play-by-play voice, and 17 years broadcasting for the Oakland A's before that. Pi-Gonzalez was inducted into the Cuban Sports Hall Of Fame February 8, 2004 under the category of Sports Broadcasting. In addition to handling the play-by-play duties for all Golden State Warriors games for seven years, Pi-Gonzalez was the sports anchor at

Telemundo in San Jose from 1990-1994. He is a multi-sport broadcaster, who has covered the World Series, MLB playoffs, the Super Bowl, boxing, basketball and soccer for Spanish Radio. Amaury has been nominated for the Ford Frick Award for the broadcasters wing of the Baseball Hall of Fame.

Born in Cuba, Pi-Gonzalez moved to Florida in 1961 to attend the University of Miami and broadcast on Miami's WWFB Radio. Pi-Gonzalez and his wife Gail are parents of two sons, Jonathan and Geoffrey.



JULIO CRUZ, 48, will begin his second season of broadcasting on the Spanish Radio Network. He began his Major League baseball career with the Mariners in the inaugural 1977 season. He was selected by the Mariners in the 1976 Expansion Draft from the Californian Angels organization. In his seven seasons with the Mariners, the former second baseman was outstanding defensively and one of the best baserunners in the game. Nicknamed "Cruzer" or "Juice", he still holds the Mariner team record for stolen bases with 290. Other career highlights include his American League record tying string of 32 consecutive stolen bases spanning the

1980-81 seasons. Cruz is also in the top-ten of three other Mariner all-time leader boards, including Games Played (10th all time with 742); At Bats (9th, 2,667); Runs (8th, 402).

A resident of Bellevue, WA, Cruz coaches baseball at Eastside Catholic High School with former Mariner Bill Caudill. Cruz and his wife Rebecca have three children. Austin, Alex and Jourdan.

Spanish Radio Network Stations

Washington

KKMO-AM	1360	Seattle
KBBO-AM	1390	Yakima
KTCR-AM	1340	Tri-Cities
KWLN-FM	103.3	Moses Lake
KWLN-FM	92.1	Wenatchee

Oregon

KWEI-AM	1260	Ontario, Ore.
---------	------	---------------

RADIO/TELEVISION INFORMATION

KOMO 1000 NEWS, is under contract to carry Mariners broadcasts through the 2008 season. In addition to every regular season game, 29 spring training games will be broadcast in 2003. The **KXLY Radio Group** (comprising of KKMO 1360 in Seattle, KBBO 1390 in Yakima, KTCR 1340 in Tri-Cities, KWLN-FM 103.3 in Moses Lake, and KWLN-FM 92.1 in Wenatchee) has established a Spanish language radio network that will broadcast Mariners home games in the Northwest in 2004.

RADIO NETWORK STATIONS (as of Jan. 20 2004)

Washington

KOMO	1000	Seattle - Flagship
KXRO	1320	Aberdeen
KPUG	1170	Bellingham
KELA	1470	Centralia
KVLR	106.3	Chelan
KMAX	840	Colfax
KCRK-FM	92.1	Colville
KXLE	1240	Ellensburg
KVAC	1490	Forks
KLOG	1490	Longview/Kelso
KWIQ-FM	100.3	Moses Lake/Ephrata
KBRC	1430	Mt. Vernon/Anacortes
KGy	1240	Olympia
KOMW	680	Omak
KONP	1450	Port Angeles
KZXR	1310	Prosser
KMAS	1030	Shelton
KXLY	920	Spokane
KFLD	870	Tri-Cities
KVLR	106.3	Twisp
KGDC	1320	Walla Walla
KKRT	900	Wenatchee
KIT	1280	Yakima

Oregon

KEJO	1240	Albany/Corvallis
KICE	940	Bend
KEED	1600	Eugene
KTIX	1240	Pendleton
KOTK	1080	Portland/Vancouver
KSWB	840	Seaside

Alaska

KTZN	550	Anchorage
KINY	800	Juneau
KRSA	580	Petersburg

Idaho

KVNI	1080	Coeur d'Alene
KRLC	1350	Lewiston
KLER	1300	Orofino

Montana

KBLG	910	Billings
KXTL	1370	Butte
KQDI	1450	Great Falls
KGRZ	1450	Missoula

British Columbia

CKST	1040	Vancouver
------	------	-----------

Hawaii

KAQI	1110	Maui*	* Saturday Games Only
------	------	-------	-----------------------

TELEVISION INFORMATION

FOX SPORTS NET (FSN) is the rightsholder for Mariners Baseball, with a multi-year agreement that began in 2001. A total of 107 regular season and four spring training games will be televised on FSN, which reaches 3.2 million subscribers in Washington, Oregon, Idaho, Montana and Alaska. FSN has arranged for an additional 33 regular season games and two spring training games to be televised on **KSTW, Channel 11** in the Seattle/Tacoma market.

DAILY AREA NEWSPAPERS AND SPORTS EDITORS

Aberdeen Daily World

P.O. Box 269
Aberdeen, WA 98520
(360) 532-4000
Fax (360) 533-6039
Rick Anderson

Bellingham Herald

P.O. Box 1277
Bellingham, WA 98227
(360) 676-2600
Fax (360) 756-2826
Bob Carter

Bremerton Sun

P.O. Box 259
Bremerton, WA 98337
(360) 377-3711
Fax (360) 415-2681
Jeff Rosen

Columbia Basin Herald

P.O. Box 910
Moses Lake, WA 98837
(509) 765-4561
Fax (509) 765-8659
Kevin Westrick

Daily Chronicle

321 North Pearl
Centralia, WA 98531
(360) 736-3311
Fax (360) 736-4796
Sam Bakotich

Daily News

P.O. Box 189
Longview, WA 98632
(360) 577-2527
Fax (360) 577-2538
Rick Alvord

King County Journal

P.O. Box 90130
Bellevue, WA 98009
(425) 455-2222
Fax (425) 635-0603
Tom Moore

P.O. Box 130

Kent, WA 98035
(253) 872-6733
Fax (253) 854-1006

Ellensburg Daily Record

401 N. Main
Ellensburg, WA 98926
(509) 925-1414
Fax (509) 925-5696
Jon Gudatt

Everett Herald

P.O. Box 930
Everett, WA 98260
(425) 339-3470
Fax (425) 339-3464
Kevin Brown

News Tribune

P.O. Box 11000
Tacoma, WA 98411
(253) 597-8742
Fax (253) 597-5360
Dale Phelps

Olympian

P.O. Box 407
Olympia, WA 98507
(360) 754-5400
Fax (360) 357-0202
Mike Burgess

Oregonian

1320 SW Broadway
Portland, OR 97201
(503) 221-8160
Fax (503) 221-8168
Dennis Peck

Peninsula Daily News

P.O. Box 1330
Pt. Angeles, WA 98362
(360) 452-2345,
800-826-7714
Fax (360) 417-3521
Brad LaBrie

Portland Tribune

620 SW Fifth Ave., Ste. 400
Portland, OR 97204
(503) 546-5144
Fax (503) 226-7042
Steve Brandon

Puyallup Herald

822 E. Main St.
Puyallup, WA 98372
(253) 841-2481 ext. 316
Fax (253) 840-8249
Shawn Skager

Seattle P-I

P.O. Box 1909
Seattle, WA 98119
(206) 448-8000
Fax (206) 448-8164
Ron Mathews

Seattle Times

P.O. Box 70
Seattle, WA 98111
(206) 464-2111
Fax (206) 464-3255
Cathy Henkel

Skagit Valley Herald

P.O. Box 578
Mt. Vernon, WA 98273
(360) 424-3251
Fax (360) 428-0400

Spokesman Review

999 W. Riverside
Spokane, WA 99201
(509) 459-5500
Fax (800) 789-0029
Jeff Jordan

Tri-City Herald

107 N. Cascade St.
Pasco, WA 99336
(509) 582-1506
Fax (509) 582-1410
Jeff Morrow

Vancouver Columbian

P.O. Box 180
Vancouver, WA 98666
(360) 694-3391
Fax (360) 737-4070
Greg Jayne

Vancouver Province

200 Granville St.
Suite 1
Vancouver, BC V6C 3N3
(604) 605-2996
Fax (604) 605-2223
Paul Chapman

Vancouver Sun

200 Granville St.
Suite 1
Vancouver, BC V6C 3N3
(604) 605-2395
Fax (604) 605-2524
Steven Snelgrove

Victoria Times-Colonist

P.O. Box 300
Victoria, BC V8W 2N4
(250) 380-5211
Fax (250) 380-5353
Jeff Rud

Walla Walla U-B

P.O. Box 1358
Walla Walla, WA 99362
(509) 525-3300
Fax (509) 525-1232
Jim Buchan

Wenatchee World

P.O. Box 1511
Wenatchee, WA 98807
(509) 663-5161
Fax (509) 665-1183
Nick Babcock

Yakima Herald-Republic

P.O. Box 9668
Yakima, WA 98909
(509) 248-1251
Fax (509) 577-7767
Mike Anderson

SCOUTS



Steve Peck
Advance Scout



David Garcia
Major League



Bob Harrison
Major League



Bill Kearns
Major League



Charley Kerfeld
Major League



Bob Miske
Major League



Chris Pelekoudas
Major League



Steve Pope
Major League



Tim Schmidt
Major League



Tom Davis
Amateur Scouting



Steve Jongewaard
National Cross Checker



Ron Tostenson
Supervisor - West



Carroll Sembera
Supervisor - Midwest



John McMichen
Supervisor - East Coast



Wayne Norton
Canadian Supervisor



Al Coons
Education Coordinator

AREA SCOUTS

Dave Alexander Illinois, Indiana
 Pedro Avila Venezuela
 Tim Ballard Australia
 Philip Biersteker South Africa
 Ray Brown Alberta
 Tom Burgess Ontario
 Stan Eldridge Michigan
 Luis Fuenmayor Venezuela
 Juan Garcia Spain
 Dennis Gonsalves California
 Rolando Gutierrez Nicaragua
 Ron Hafner Ohio
 Doug Hammontree Georgia
 Jordan Horne Ohio
 Sam Kao Taiwan

Milan Kotik Czech Republic
 Jae Lee Korea
 Les McTavish Alberta
 Diego Markwell Curacao
 Luis Martinez Venezuela
 Mauro Mazzotti Italy
 Luis Molina Panama
 Omer Munoz Venezuela
 Brian Nichols Massachusetts
 Dana Papesedero Washington
 Myron Pines California
 Nemesio Porras Nicaragua
 Harry Porter Mississippi
 Phil Pote California
 Carlos Ramirez South America

Rafael Santo Domingo Puerto Rico
 Claudio Scerrato Italy
 Bob Smyth Ontario
 Fernando Soto Venezuela
 Michael Spiers California
 Dennis Springenatic British Columbia
 Robert Steinkamp Nebraska
 Jamey Storvick Taiwan
 Peter Van Dalen Holland
 Ray Vince Ohio
 Curtis Wallace South America
 Geric Waller California
 Karel Williams Aruba

SCOUTS (continued)



Craig Bell
South
Asheboro, NC



Joe Bohringer
West
Ventura, CA



Emilio Carresquel
Venezuela
Cabudare Edo Lara, VZ



Phil Geisler
West
Bellevue, WA



Pedro Grifol
South
Miami, FL



Patrick Guerrero
Dominican Republic



Mark Leavitt
Florida
Maitland, FL



Mark Lummus
Midwest
Cleburne, TX



Ken Madeja
Midwest
Novi, MI



David May
Northeast
Bear, DE



Rob Mummau
Northeast
Winchester, VA



Stacey Pettis
California
Antioch, CA



Tim Reynolds
West
Irvine, CA



Alvin Rittman
Midwest
Memphis, TN



Eric Robinson
South
Hiram, GA



Kyle Van Hook
Texas
Brenham, TX



Greg Whitworth
Southwest
Phoenix, AZ



Halle Larson
Scouting Administrator

ASSOCIATE SCOUTS

William Allen
Apolinar Anaya
Richard Anderson
Ryan Berryman
Al Bleser
Frank Bodner
John Boyer
Jim Burkely
John Cate
Sam Chavez
Ron Colyer
Rocky Craig
Mike Donnelly
Al Estep

Doug Feldmann
Alexander Flores
Andy Foerstel
Dan Galaz
Bob Gerhard
Bill Greenwell
Ryan Hall
Thomas Hallinan
Brad Hardke
Jon Hockenberry
Barry Holland
Wade Hollenbeck
Matt King
Aaron Knieper

Dave Lambert
David Lander
Gerry Ledbetter
Dick Little
Jamie Lowe
Will Lowrey
Kort Miner
Gas Miranda
Danny Mitchell
Allen Morlock
Sean McCorry
Joe Nosenzo
Bob O'Donnell
Mike Olson

Ed Olszta, Sr.
Matt Parker
Rodney Poissant
Ryan Porter
Jezer Possu
Gary Puccio
Mike Reed
Keith Roberts
Mike Ryan
Lou Sanchez
Tim Sanders
Terry Schlatter
Mark Simon
David Smart

Scott Smith
Robert Snyder
Cesar Suarez
Scott Sutherland
Jeff Thigpen
Michael Tolley
David Tucker
Gary Van Toll
Harry White
Roger Wolf

JAPANESE NEWS ORGANIZATIONS

ASAHI SHIMBUN (NY)

229 W. 43rd St., #961
New York, NY 10036
212-398-0257
Fax 212-221-1734
Koji Igarashi

CHUNICHI SHIMBUN LA

2445 Barrington #112
LA, CA 90064
310-477-2146
Fax 310-505-1003
Kenji Zaitoku

DAILY SPORTS

1-5-7, Higashi Kawasaki-cho,
Chuoh-ku
Kobe, 650-7 Japan
81-78-362-7296
Fax 81-78-366-3647
Nobuhiko Numata

FUJI EVENING NEWS

1-7-2, Otemachi, Chiyoda-ku
Tokyo 100-8160, Japan
81-3-3275-8945
Fax 81-3-3275-8973
Kozo Abe

HOCHI SHIMBUN

4-6-49, Kohnan, Minato-ku
Tokyo 108-8485 Japan
81-3-5479-1130
Fax 81-3-5479-1330
Osamu Yamada

JJI PRESS (LA)

800 W. 6th St., Ste. 1600
Los Angeles, CA 90017
213-488-0958
Fax 213-488-1319
Shinpachi Yoshida

KYODO NEWS (NY)

50 Rockefeller Plaza
Suite 816
New York, NY 10020
212-603-6611
Fax 212-603-6623
Masakazu Oyama

MAINICHI SHIMBUN

1-1-1 Hitotsubashi, Chiyoda-ku
Tokyo 100-8051 Japan
81-3-3212-0258
Fax 81-3-3215-2554
Setsuo Watanabe

NIKKAN SPORTS NEWS (LA)

2990 South Sepulveda Blvd.,
Suite 206
Los Angeles, CA 90064
310-914-7355
Fax 310-914-7357
Chika Kujiraoka

NIKKEI (Nihon Keizai Shimbun, LA)

725 S. Figueroa St.
Ste. 1515
LA, CA 90017
213-955-7480
Fax 213-955-7489
Hirotugu Nagao

SANKEI SPORTS

1-7-2, Otemachi, Chiyoda-ku
Tokyo, Japan
81-3-3275-8571
Fax 81-3-3275-8941
Shigenobu Kubota

SPORTS NIPPON NEWS

2-1-30, Etchujima, Koto-ku
Tokyo 135-8517 Japan
81-3-3820-0909
Fax 81-3-3820-6090
Yoichi Amari

TOKYO SHIMBUN

2-3-13 Konan, Minato-ku
Tokyo, 108-8010 Japan
81-3-3471-2211
Fax 81-3-3471-5208
Kaxuo Nishiyama

TOKYO SPORTS PRESS

2-1-30, Etchujima, Koto-ku
Tokyo Japan
81-3-3820-083
Fax 81-3-3820-0910
Akira Haga

YOMIURI SHIMBUN (LA)

6015 Figueroa St., Ste. 3540
Los Angeles, CA 90017
213-623-7699
Fax 213-623-5887
Katsutoshi Tsuzaki

メディア情報

住所

Safeco Field
1250 First Ave. South
Seattle, WA 98134

代表番号206.346.4000

HP : www.seattlemariners.com

マリナーズ野球情報部

部長	ティム・ヘブリー	直通206.346.4402
副部長	マット・ロウバック	206.346.4408
国際メディアコーディネーター	メーガン・バレット	206.346.4404
アシスタント	ケリー・ムンロウ	206.346.4401

取材許可証

シーズンを通しての取材許可証は、当球団を毎日取材するニュース機関にのみ発行されます。1試合毎の取材許可証は、シーズン取材許可証が発行されていないメディア機関の中で、当球団が承認したメディア機関にのみ発行されます。1試合毎の取材許可証の申請は、希望する試合日の少なくとも48時間前迄に、そのメディア機関のレターヘッドを用いた文章で編集長、プロデューサーもしくはディレクターから直接行なわれる必要があります。取材許可証は、必ず何時でも確認のできる場所に携帯、装着して下さい。1試合毎の取材許可証は、他人へ譲渡できません。

取材許可証受け取り

取材許可証は試合開始の2時間前から3回終了まで、セーフコ・フィールド南側(S. Atlantic Street)にあるチケット・オフィス内専用窓口(Press Will Call Window)にて受け取り可能です。受け取る際には身分証明書の提示をお願い致しております。必ずご持参ください。

メディア専用入り口

メディア専用入り口は、セーフコ・フィールド南側(S. Atlantic Street)にあり、試合開始5時間前に開場されます。ロビーとセキュリティ入り口からの入退場はお差し控えてください。また、適切な取材許可証なしに、球場への進入はお断り致します。

プレスボックス

プレスボックス(記者席)は4階、放送ブースは5階にあります。プレスボックス内はもとより当球場内は禁煙となっております。セーフコ・フィールドの記者席は屋外に面しており、気候に合わせた服装をご用意下さい。

メディア別室 (working media room)

メディア別室は、4階プレスボックス後方にあります。

フィールド (グラウンド)

適切な取材許可証なしに、フィールドへの進入はお断り致します。フィールドへは、1階にあるアンバィア専用通路(トンネル)をご利用下さい。

クラブハウス

適切な取材許可証なしに、クラブハウスへの進入はお断り致します。クラブハウスでの写真撮影は禁止されております。クラブハウスは1階にあり、試合開始の3時間半前から開始直前45分前まで、入室出来ます。

インタビュールーム

インタビュールームは、1階ビジター・クラブハウス(Visiting Clubhouse)の隣にあります。

写真

暗室は、1階ビジター・クラブハウスの向かい側にあります。暗室には、仕事のできる別室と電話も用意されてあります。

2004 SPECIAL EVENTS

Date	Opp	Event
4/6	ANA	Opening Day - Festivities begin at 1:30pm - Oh Boy! Oberto Mariners Schedule Magnets +
4/7	ANA	Boeing Salute to Armed Forces Night - Military Coins ++
4/8	ANA	TESORO Mariners Window Cling Day +
4/16	TEX	Boeing Salute to Kids Weekend - Ichiro T-shirts **
4/17	TEX	Boeing Salute to Kids Weekend - Bret Boone T-shirts **
4/18	TEX	Boeing Salute to Kids Weekend - Jamie Moyer T-shirts **
4/20	OAK	EQC Mariners Cap Night ^
5/4	MIN	Pepsi Collector Train Night - Ichiro "Choo-Choo" *
5/9	NYY	Mother's Day - Virginia Mason Mariners Mom's Visors ^^
5/22	DET	Pepsi Little League Weekend - Mariners Sports Watches **
5/23	DET	Pepsi Little League Weekend - Mariners Little League Posters
6/4	CWS	HairMasters Class of 2004 Night
6/6	CWS	Pepsi Little League Day - Mariners Little League Posers **
6/12	MON	Spider-Man 2 Night
6/13	MON	Pepsi Little League Day - Mariners Wrist Bands **
6/20	PIT	Father's Day - Catch in the Outfield
6/27	SD	Virginia Mason Youth Baseball Day - Mariners Player Caps **
7/15	CLE	5th Anniversary Poster Night presented by Safeco Insurance*
7/25	ANA	Seniors' Walk in the Park (Pre-Game)
8/15	NYY	Kids' Run Around the Bases (Post-Game)
8/29	KC	Pepsi Mariners Back-to-School Binder Day ***
9/6	CLE	Cloverdale Meats Mariners Back-to-School Lunch Box Day **
9/12	BOS	Seniors' Walk in the Park (Pre-Game)
10/1	TEX	Fan Appreciation Night -Mariners Team Posters + Festivities begin at 6:30pm
10/3	TEX	Kids Appreciation Day

BECU Family Nights: All View Reserved seats available for just \$10. 4/19, 5/31, 6/7, 8/23, 9/13

Super Tuesdays: Every Tuesday Night at Safeco Field is a Super Tuesday. It's your chance to get some of the year's hottest giveaways and be a part of exciting events.

MasterCard Grand Slam Family Pack: Four View Reserved tickets, four hot dogs and four Pepsi brand soft drinks—a \$95 value—for just \$50. 4/21, 5/5, 5/19, 6/2, 6/9, 6/30, 8/11, 8/25, 9/8, 9/15

Senior Sundays: Seniors, age 60 and over, can purchase View Reserved for just \$10 at every Sunday home game.

MasterCard Special Group Nights: During various games this season groups of 40 or more can purchase View Reserved seats for \$10. For more information call (206) 346-4001 or log-on to SeattleMariners.com.

Giveaway Quantities: + All Fans * First 20,000 Fans ** First 15,000 Kids 14 & Under

*** All Kids 14 & Under ^ First 20,000 Fans 21 & Over ++ 20,000 Fans

^^ First 5,000 Women ## First 5,000 Men

Amino Vital® Goes Back to Bat for the Mariners

Amino Vital®, the first sports supplement drink scientifically proven to energize, hydrate, maintain focus and support muscle recovery and repair after exercise, has been named the Official Amino Acid Sports Supplement Drink of the Seattle Mariners for a second season.

Ajinomoto is proud to be a sponsor of the Mariners. We invite you to join them in discovering the sports supplement drink that supports peak fitness and performance wherever you take the field.

www.amino-vital.com



Advanced Amino Acid Sports Supplement

amino VITAL®

For Greater Fitness & Higher Performance



THE OFFICIAL AMINO ACID SPORTS SUPPLEMENT DRINK OF THE SEATTLE MARINERS

AJINOMOTO®
The World's No.1 Amino Science Company