

2007 Seattle Mariners Information Guide



\$10

INFORMATION BOX INDEX

45 HR/200 Hits	36	Longest Games	25
100 RBI Seasons	100	Mariners 2006 Record When They	183
2006 Home Crowds	212	Mariners Birthdays	192
25 Home Run Seasons	38	Mariners Care	86
Baseball Hall of Fame	46	Mariners Firsts	207
Best Record (by Month)	212	Northwest Baseball Museum and	
Designated Hitting, 2006	178	Mariners Hall Of Fame	90
Designated Hitting, Team	126	Mariners Hall of Fame	343
Draft, 2006	336	Mariners Hall of Fame, Guidelines	337
Draft, No. 1 Selections	253	Mariners Ownership History	186
Ellis Award Winners	241	Mini Mariners	61
General Managers	7	Moose, Mariner	94
Ground Rules	346	Naming the Mariners	41
Hits, Mariners with 200	116	Pinch Hitters, 2006	179
Hits, Most in a Season	117	Pinch-Hitting, Team	34
Hits, Most in 6 Calendar Years	117	Pitchers Who Have Batted	81
Hitting Streaks	77	Players Who Have Pitched	81
Homegrown Mariners	92	Pre-Game Workout Schedule	24
Home Run Notes	226	RBI, Most in Season	38
Home Runs, by National League Park	201	Rookie Qualifications	135
Home Runs, by American League Park	205	Roberto Clemente Award	43
Home Runs, Career Leaders By Position	68	Save Rule	95
Home Runs, Career at Safeco Field	117	Scoreless Streaks, Longest	72
Home Runs, Leadoff - Career	119	Season Leaders by Position	75
Home Runs, Leadoff - Season	118	SEATTLE Award	317
Home Runs, Most in Game	80	Start and Win ML Debut	40
Home Runs, Most by 3B	37	Stolen Base Leaders - Single Season	118
Home Runs, Opponents at Safeco Field	202	Strikeouts, Single Game Leaders	52
How Club Was Built	27	Ticket Information	345
How To Figure	340	Ties	98
Inside-the-Park Home Runs	59	Two-Time Mariners	69
Interleague Play	200	Wins, Most by Active Managers	17
Kingdome Farewell	344	Wins, Rookies With 10 Wins	223

About the Cover: The Mariners are celebrating their 30th Anniversary Season in 2007, as noted by the 30th Anniversary Logo in the lower left-hand corner of the cover.

Above the logo (top to bottom, left to right) are six players making their own history with the club: right-handed closer JJ Putz, outfielder Raul Ibanez, right-handed starter Felix Hernandez, shortstop Yuniesky Betancourt, first baseman Richie Sexson and outfielder Ichiro Suzuki.



More publications available at:

www.retroseasons.com/library/

2007 INFORMATION GUIDE

INDEX

AL Club Stats	177	Opening Game Lineups, 1977-2006	210-211
Attendance Information:		Opponents	194-202
2006	191-192	Phone Numbers in Seattle	340
All-Time	209	Pitching:	
Award Winners, Mariners	213-214	2006	178
Batting:		30 Season Totals	205
2006	178	All-Time Top Ten	223
30 Season Totals	204	Leaders Year-by-Year	207
All-Time Top Ten	222	Player Biographies	26-171
Avg., HR, RBI, Leaders by Position	68	Postseason	227-234
Leaders Year-by-Year	206	Promotions Schedule 2007	360
Behind the Scenes	23-25	Pronunciation Guide	Inside Back Cover
Coaches' Biographies	18-22	Public Relations Directory	4
Day-by-Day, 2006	187-189	Radio/TV Information	350-352
Directory, Seattle Mariners	2-3	Records, Club:	
Executive Biographies	6-14	Batting	215-217
Fielding:		Fielding	219
2006	179	General	218
30 Season Totals	205	Major & AL held by Mariners	220-221
Finishes	204	Pitching	217-218
Highlights, 2006 Team	180-183	Rookie	220
Highs & Lows, 2006	184-185	Roster:	
Hotels	340	2007 Spring	172-174
Japanese Media	358	All-Time	224-226
Last Time It Happened	212	Safeco Field	341-346
League Leaders, 2006 AL & NL	176	Schedule, 2007	Back Cover
Manager's Biography	16-17	Scouting	354-355
Minor League:		Seattle Baseball History	356
Directory	236	Spring Training Info and Records	347-349
2006 Team Stats	237-243	Standings, 2006 Major League Final	176
Manager Biographies	247-249	Transactions, 2006	189-190
Coaches & Staff Biographies	244-246, 249-253	Won-Lost Breakdown:	
Player Biographies	254-335	2006	186
Newspapers, Area Daily	353	All-Time	208
		Vs. Each Club	194-202

Mailing address:
P.O. Box 4100
Seattle, WA 98194

Home Park:
Safeco Field
1250 First Ave. S.
Seattle, WA 98134

Telephone:
(206) 346-4000
Internet Address:
www.mariners.com

Fax number:
(206) 346-4400

CREDITS

Editor

Graphic Design

Contributors

Printing

Tim Hevly

Carl Morton

Katie Abram, Jeff Evans,
Rebecca Hale, Warren Miller, Kelly Munro

Alliant Printing Services

Ben Van Houten

Getty Images, Rich Pilling/MLB Photos

Elias Sports Bureau,
Howe Sportsdata, Bill Arnold,
David W. Smith, David Vincent

LEGEND

rehab option * led league + tied for league lead

Copyright© 2007 Seattle Mariners All rights reserved.

BOARD OF DIRECTORS

Howard Lincoln, Chairman; John Ellis, Chairman Emeritus; Minoru Arakawa,
Chris Larson, Wayne Perry, Frank Shrontz and Craig Watjen.

OFFICERS

Chairman & Chief Executive Officer	Howard Lincoln
President & Chief Operating Officer	Chuck Armstrong
Chairman Emeritus	John Ellis
Executive Assistant – Chairman, President & Ownership	Janet O'Brien

BASEBALL OPERATIONS

Executive Vice President & GM – Baseball Operations	Bill Bavasi
Associate General Manager	Lee Petekoudas
Vice President – Player Personnel	Benny Loper
Vice President – Scouting	Bob Fontaine
Director – Player Development	Frank Mattox
Director – Team Travel	Ron Spelley
Director – Minor League Operations	Greg Hunter
Director – Pacific Rim Operations	Ted Heid
Director – Baseball Administration	Jim Na
Director – International Operations	Bob Engle
Special Assistants to the Executive VP, Player Personnel	John Boles, Dan Evans, Ken Madeja
Coordinator of Minor League Instruction	Pedro Grifol
Assistant Director – International Operations	Hide Sueyoshi
Executive Administrative Assistant – Baseball Operations	Debbie Larsen
Administrator – Scouting	Hallie Larson
Administrator – Player Development	Jan Plein
Medical Director	E. Edward Khalifayan, M.D.
Team Physician	Mitchel Storey, D.O.
Trainers	Rick Griffin, Takayoshi Morimoto, Rob Nodine
Clubhouse Manager	Ted Walsh
Assistant Clubhouse Manager	Billy Sepich
Visiting Clubhouse Manager	Henry Genzale
Video Coordinator	Carl Hamilton
Assistant Video Coordinator	Craig Manning
Strength & Conditioning Coach	Allen Wirtala
Physical Therapist	Jason Steere
Interpreters	Ken Barron, Antony Suzuki
Bulpen Catcher	Brian Schweiger

BUSINESS OPERATIONS

Executive Vice President – Business Operations	Bob Aylward
------------------------------------------------	-------------

CORPORATE BUSINESS & SALES, COMMUNITY RELATIONS

Vice President – Corporate Business & Community Relations	Joe Chard
Director – Corporate Business	Ingrid Russell-Narcisse
Director – Community Relations	Gina Hasson
Manager – Corporate Business	Maureen Atkins
Manager – Community Programs	Sean Grindley
Account Executive – Corporate Business	Evan Harding
Coordinator – Client Services	Makamae Masuda
Coordinator – Community Relations	Jeri Baer
Coordinator – Mascot	Korey Traynor
Client Services Representative	Tony Jones
Player Liaison	Demetrius Grant
Executive Administrative Assistant – Corporate Business	Stephanie Brosio

SALES

Senior Director – Sales	Frances Traisman
Director – Group & Season Ticket Sales	Bob Hellinger
Director – Private Suite Sales	Steve Camp
Suite Sales	Al "Moose" Clausen, Jill Dahlen
Senior Account Executive – Ticket Sales	Chuck Viltz
Account Executives – Ticket Sales	Michael Aceto, Cory Carbery, Stephanie Carlson, Brandy Evenson, Lauren Griswold
Account Coordinators – Ticket Sales	Jessie Bowden, Heidi Harrison, Elizabeth McCloskey
Manager – Communications Center	Anja Morel
Manager – Database Marketing	Hilary Harding
Coordinator – Ticket Sales	Amy Johnson, Nicholette Larson
Coordinator – Suite Sales	Kathy Ragan

COMMUNICATIONS

Vice President – Communications	Randy Adamack
Director – Baseball Information	Tim Hevly
Director – Public Information	Rebecca Hale
Director – Graphic Design	Carl Morton
Manager – Baseball Information	Jeff Evans
Assistant – Baseball Information	Kelly Munro
Executive Producer/Engineer, Radio	Kevin Cremin
Television Producer/Director	Mark Engelbrekt
Radio/TV Announcers	Dave Niehaus, Rick Rizzo, Dave Sims, Mike Blowers
Graphic Designer	Katie Abram

MARKETING

Vice President – Marketing	Kevin Martinez
Director – Marketing	Gregg Greene
Manager – Marketing & Promotions	Cole Parsons
Manager – Marketing	Jeff Richards
Manager – Video Operations	Steve Hamada
Video Editor	Nick Pope
Multimedia Coordinator	Olav Nossum
Public Address Announcer	Tom Hutlyer

LEGAL & GOVERNMENTAL AFFAIRS

Executive Vice President	Clyde MacIver
Executive Vice President, General Counsel	Bart Waldman
Director – Ballpark Transportation Services	Susan Rant
Executive Administrative Assistant – Legal & Governmental Affairs	Wanda Lich

FINANCE & BALLPARK OPERATIONS

Executive Vice President – Finance & Ballpark Operations	Kevin Mather
----------------------------------------------------------	--------------

FINANCE

Vice President – Finance	Tim Kornegay
Controller	Greg Massey
Senior Accountant	Connie McKay
Staff Accountants	Teri Arguello
Accountant/Vault Manager	Terry Jarntegaard
Accounts Payable	Danny Cifaldi
Executive Assistant – Finance	Kathy Shush

HUMAN RESOURCES

Vice President – Human Resources	Marianne Short
Manager – Compensation & Benefits Administration	Shirley Shreve
Manager – Human Resources	Jeremy Weir
Manager – Payroll	Ginger Oldham
Workers Compensation Manager and Liability Administrator	Theresa Baxter
Reception Desk	Teressa Orrin

BALLPARK EVENTS & OPERATIONS

Vice President – Ballpark Operations	Scott Jenkins
Senior Director – Ballpark Operations	Tony Pereira
Director – Engineering and Maintenance	Terry Coggins
Director – Guest Services	Kathleen Lenihan
Director – Security	Jason Weaving
Manager – Events, Sales and Marketing	Jill Hashimoto
Manager – Events	Lindsay Cloudy
Supervisor – Security	Erik Hackmann
Coordinator – Event Services & Tours	Garrett Cook
Coordinator – Facility	Amy Swisher
Head Groundskeeper	Bob Christofferson
Assistant Head Groundskeepers	Tim Wilson, Leo Liebert
Building Electricians	Paul Fuller, Dave Gustafson, Daniel Michel, Randy Smith
Building Plumbers	Kenny Stanton, Jamie Whittaker
Facility Painter	Claude Beal
Roof Operations Supervisor	Vance Akres
Maintenance Specialist	Dennis Cornutt, Dave Randolph, Rob Wolford
HVAC Technicians	Tim McCarty, Ron Patton, Chris Hunsaker, Steve Monson, Rick Werlinger
Concrete Technician	Christopher McDaniels, Matthew Webb
Control Room Operators	Don Henneke, Mike Nelson, John Riley, John Slattery
Security	Frank Diss, Clark Hernandez, Ed Mumphrey, Mark Oliverio, Tim Scroggum, Steven Vales, Nate Williams
Administrative Assistant – Ballpark Operations	Lisa McLeod
Administrative Assistant – Event Services	Susan Gilbertson
Administrative Assistant – Engineering/Maintenance	Deborah Alexander

INFORMATION SERVICES

Director – Information Services	David Curry
Director – PBX/Retail Systems	Oliver Roy
Manager – Network	Ben Nakamura
Manager – Database and Applications	Justin Stolmeier
Audio Engineer	Robert Sheiler
Video Engineer	Yezmin Blue
Video Technician	Jason Abram
Baseball Systems Coordinator	Zachary Tracy
Assistant Developer	Kevin Higginson

PROCUREMENT

Director – Procurement	Sandy Fielder
Manager – Procurement	Norma Cantu
Manager – Shipping & Receiving	Juan Oarbeascoa
Office Services Coordinator	Jim Reha
Procurement Assistant Buyer	Casey Tager

MERCHANDISING

Senior Director – Merchandise	Jim LaShell
Director – Retail Merchandising	Julie McGillivray
Director – Retail Stores	Doug Orwiler
Novelty Buyer – Merchandise	Shawn Wert
Manager – Retail Marketing	Renee Choi
Manager – Distribution Center	Patrick O'Connor
Manager – Souvenirs	Marc Morin
Assistant Manager – Distribution Center	Mead Fenton

TICKET SERVICES

Director – Ticket Services	Kristin Rortel
Assistant Director – Parking & Box Office	Malcolm Forgie
Assistant Director, Ticket Operations	Jennifer Schweigert
Manager – Group/Suite Ticket Services	Steve Belling
Ticket Coordinator	Lincoln Loeber

PUBLIC RELATIONS DIRECTORY

AMERICAN LEAGUE

Team	Contact	Area Code	Office	Direct
Baltimore	Bill Stetka	888	848-2473	(410) 547-6156
	Kevin Behan	888	848-2473	(410) 547-6159
Boston	John Blake	617	226-6000	226-6613
Chicago	Bob Beghtol	312	674-1000	674-5303
	Pat O'Connell	312	674-1000	674-5306
Cleveland	Bart Swain	216	420-4200	420-4386
	Jeff Sibel	216	420-4200	420-4388
Detroit	Rob Matwick	313	471-2000	471-2024
	Brian Britten	313	471-2000	471-2276
	Rick Thompson	313	471-2000	471-2114
Kansas City	Mike Swanson	816	921-8000	504-4362
	David Holtzman	816	921-8000	504-4368
Los Angeles	Tim Mead	714	940-2000	940-2003
	Larry Babcock	714	940-2000	940-2015
Minnesota	Mike Herman	612	375-1366	375-7404
	Dustin Morse	612	375-1366	375-7470
New York	Jason Zillo	718	293-4300	579-4415
	Ben Tuliebitz	718	293-4300	579-4519
Oakland	Jim Young	510	638-4900	563-2380
	Mike Selleck	510	638-4900	563-2233
SEATTLE	Tim Hevly	206	346-4000	346-4402
	Jeff Evans	206	346-4000	346-4403
	Kelly Munro	206	346-4000	346-4401
Tampa Bay	Rick Vaughn	727	825-3137	825-3242
	Chris Costello	727	825-3137	825-3160
Texas	Gregg Elkin	817	273-5222	273-5241
Toronto	Jay Stenhouse	416	341-1000	341-1248
MLB	Phyllis Merhige	212	931-7800	931-7616
	Rich Levin	212	931-7800	931-7878

NATIONAL LEAGUE

Team	Contact	Area Code	Office	Direct
Arizona	Mike McNally	602	462-6500	462-6530
Atlanta	Brad Hainje	404	522-7630	614-1307
Chicago	Peter Chase	773	404-2827	404-4021
Cincinnati	Rob Butcher	513	765-7000	765-7090
Colorado	Rich Rice	303	292-0200	312-2327
Florida	Matt Roebuck	305	626-7400	626-7476
Houston	Jimmy Stanton	713	259-8900	259-8985
Los Angeles	Josh Rawitch	323	224-1500	224-1344
Milwaukee	Mike Vassallo	414	902-4400	902-4482
New York	Jay Horwitz	718	507-6387	565-4330
Philadelphia	Larry Shenk	215	463-6000	218-5366
Pittsburgh	Jim Trdinich	412	323-5000	325-4728
St. Louis	Brian Bartow	314	345-9600	345-9313
San Diego	Warren Miller	619	795-5000	795-5260
San Francisco	Blake Rhodes	415	972-2000	972-2443
Washington	John Dever	202	675-5100	675-9258

FRONT OFFICE



Chuck Armstrong



HOWARD LINCOLN

Chairman & Chief Executive Officer

A key player in the formation of the ownership group that saved the Mariners for Seattle in 1992, Howard Lincoln was named Chairman and Chief Executive Officer on Sept. 27, 1999.

On Feb. 14, 2000 Lincoln retired from his position as chairman of Nintendo of America, Inc. to devote his full efforts to the Mariners. Lincoln joined Nintendo as its senior vice president and general counsel in January 1983. In February 1994, he was elected to the board of Nintendo of America, Inc. and appointed chairman

of the company.

Philanthropy plays an important role in Lincoln's life. In addition to his strong support of the Mariners Care Foundation, he serves as chairman of the Children's Hospital Foundation. He was the Campaign Chair of United Way of King County's 2003/04 Annual Campaign. Lincoln is also a board member of The Washington Roundtable, ArtsFund, the Bellevue Boys & Girls Club, and the Chief Seattle Council of the Boy Scouts of America and is a member of the Board of Trustees of Western Washington University.

Lincoln is a graduate of the University of California at Berkeley, and holds a law degree from Boalt Hall, the University of California School of Law. Following graduation from law school, Lincoln served as a Lieutenant in the U.S. Navy Judge Advocate General's Corps from 1966 to 1970. He practiced law in Seattle from 1970 to 1983. He and his wife, Grace, reside on Mercer Island. Their son, Brad, and his wife, Kim, have two children: Ethan and Benjamin.



CHUCK ARMSTRONG

President & Chief Operating Officer

Chuck Armstrong was named President and Chief Operating Officer of the Seattle Mariners on June 29, 1992. Armstrong was previously president of the Mariners from 1983 to 1989 and 2007 is his 22nd season as President of the Mariners. He also served as Interim Athletic Director for the University of Washington in 1991.

Born and raised in Louisville, Kentucky, Armstrong earned a B.S. degree in Industrial Engineering in 1964 from Purdue University where he was recognized as Outstanding Senior Man. He graduated from Stanford University Law School in 1967 and then served over three years on active duty in the U.S. Navy.

Following his tour in the Navy, Armstrong joined a major Los Angeles law firm in 1970. From 1977-1980 he was president of a leading national furniture manufacturer and importer. From 1980 to 1983, he served as president and chief executive officer of Arnel Management, an Orange County, CA, real estate investment company.

Armstrong and his wife, Susan, make their home in Medina. They have three children: daughters Dorrie (husband Ryan Schneider) and Katherine (husband Mark Hochstetler); and a son, Chuck. Dorrie and Ryan are the parents of Chuck's twin granddaughters, Emerson and Mallory.

The Armstrongs are active in numerous civic, charitable and educational activities.



JOHN ELLIS

Chairman Emeritus

A life-long resident of the Seattle area, John Ellis helped lead the efforts to keep Major League Baseball in the Pacific Northwest. Upon transfer of the Mariners franchise to the new ownership group, Ellis became its first chairman and CEO, serving from June 29, 1992 until Sept. 27, 1999 when he was named Chairman Emeritus. Ellis continues as a member of the Mariners Board of Directors. During the seven full seasons of his tenure, the Mariners only finished below .500 once, while winning two Division titles and narrowly missing a third. Community and fan support improved enormously — attendance grew from 1,651,398 in 1992 to 3,507,975 in 2001. The greatest accomplishment under his leadership was the construction of our world-class ballpark, Safeco Field.

In June, 1999 Ellis was unanimously elected to the MLB Executive Council. He's currently a member of the International, Ownership and Compensation & Finance Committees of MLB and chair of its recently formed BERP II Committee. John started his career as a lawyer with Perkins Coie in 1953 and then joined Puget Sound Power & Light Company (now Puget Sound Energy) in 1970, where he served variously as President, CEO and Chairman until his retirement in 1993. He's been the recipient of numerous awards — including having been named one of the University of Washington's outstanding graduates during the 20th century and inducted into the Junior Achievement Puget Sound Business Hall of Fame. He and his wife, Doris, have 4 children and 8 grandchildren — all Mariners fans.



BILL BAVASI

Executive Vice President & General Manager, Baseball Operations

William J. "Bill" Bavasi is entering his fourth season as the seventh General Manager in Seattle Mariners history after being hired on Nov. 7, 2003.

Bill and his staff spent the off-season continuing the revamping of the Mariners roster.

After signing key free agents Richie Sexson, Adrian Beltre, Jarrod Washburn and Kenji Johjima the past two years, Bill added veteran offensive players, starting pitching and bullpen help this year.

By the conclusion of the 2006 season, Bill had taken one of the oldest big league rosters in the Majors (which he inherited in 2004) and transformed the Mariners into the youngest club in the Majors (according to Stats, Inc.), while also overseeing the youngest farm system in Major League Baseball (according to *Baseball Prospectus*).

Bavasi spent the 2002-03 seasons as the Los Angeles Dodgers Director of Player Development, directing all aspects of the Dodgers minor league operations. Previously, Bavasi was the Vice President/General Manager of the Anaheim Angels for six seasons (1994-99) after being promoted to that post on Jan. 12, 1994. The promotion was the culmination of a 14-year climb through the Angels player development department. While with the Angels, he helped lay the groundwork for the Angels 2002 World Championship. Bavasi began his pro baseball career with the San Diego Padres in 1974.

Bill is the son of E.J. "Buzzie" Bavasi, former GM of the Brooklyn and LA Dodgers, GM of the Angels and President of the Padres. The youngest of four brothers, Bill's brother, Bob, owned and operated the Everett AquaSox from 1984-1998. Another brother, Peter, was GM of the Padres, founding President of the Toronto Blue Jays and President of the Cleveland Indians and SportsTicker. The fourth Bavasi brother, Chris, is a prominent political figure, having served six terms as Mayor of Flagstaff, AZ. Chris is currently Executive Director for the office of Navajo and Hopi Indian Relocation.

Bavasi graduated from the University of San Diego, with a degree in Psychology, in 1980.

Bill and his wife, Tracy, reside in Seattle and have two children: Kyle and Katie.

Seattle Mariners GMs

Lou Gorman	1977-80
Dan O'Brien	1981-83
Hal Keller	1984-85
Dick Balderson	1986-88
Woody Woodward	1988-99
Pat Gillick	2000-03
Bill Bavasi.....	2004-



LEE PELEKODAS

Vice President, Associate General Manager

Now in his 28th year with the Mariners, Lee Pelekoudas was promoted to his current position on Nov. 1, 2005. Lee is responsible for the coordination of players contract negotiations, tracking Major League player movement, managing the club's player transactions within the MLB administrative rules and the Major League payroll. He works closely with Bill Bavasi and Benny Looper on the make-up of the Major League roster.

Pelekoudas joined the Mariners in December of 1979 as the Director of Team Travel. He served in that position until his move to Director of Baseball Administration in October, 1987 and was promoted to Senior Director in April, 1995. He was promoted to Vice President of Baseball Administration in September, 1997.

Lee was drafted out of Homestead (Sunnyvale, CA) High School in 1969 by the Montreal Expos in the 23rd round of the draft, but chose to attend Arizona State University where he was a three-year letterwinning pitcher (1970-72). He was a member of the 1972 Sun Devils club that went to the College World Series and posted a 64-6 record. He graduated from ASU in 1973 with a degree in journalism. Pelekoudas worked in private business for four years before joining the PCL Portland Beavers in 1978.

Pelekoudas and his wife, Terri, reside in Fall City, WA, and have two sons: Chris, a scout for the Mariners, and Bryan, who works in the Arizona Diamondbacks front office. Lee's father, Chris, was a National League umpire for 16 seasons.



BENNY LOOPER

Vice President, Player Personnel

Now in his 22nd year with the Mariners, Benny Looper was promoted to his current position following the 2006 season. His primary focus is on the Mariners 40-man roster, including viewing players throughout the Seattle system to help project where they will fit on the big league club in the future.

Benny was promoted to Vice President, Player Development & Scouting on

BASEBALL OPERATIONS (continued)

Dec. 5, 2003. He was named VP of Player Development Feb. 11, 2002.

Despite having the youngest club's in baseball at every level of the system, the Mariners still had success in the minor league system, including Seattle's high-A team claiming the Cal League title in 2006. Three of the top four clubs advanced to the post-season in 2005. In 2004, four of the top six clubs finished in the top three in the standings. Three of Seattle's minor league club's advanced to post-season in 2003, including the Texas & California League Champions. In 2001, Seattle's minor league system had a combined record of 385-303 and five of the six clubs advanced to the post-season. During the 2000 season, the minor league system posted the highest winning percentage in organized baseball. At the conclusion of the season, the Topps Company recognized the Mariners as Organization of the Year.

Looper joined the club in March, 1987 as a part-time scout. He was promoted to full-time scout in 1988 and to Midwest Scouting Supervisor (1989-91). He later advanced to National Supervisor and Cross Checker (1992) and served as National Supervisor & Special Assignment Scout (1993-97). In 1997 he was promoted to Director of Player Development. He had previously scouted for Toronto.

Looper has a B.S. in Math from Southwestern Oklahoma University and a M.A. in Counseling from East Central Oklahoma University. He also has a post master certificate in School Administration. Benny played five years of minor league baseball in the St. Louis Cardinals system. Looper was head high school baseball coach for 12 years prior to becoming a full time scout.

Looper resides in Renton, WA, with his wife, Sandra. He has two adult children, Staci and Aaron, and three grandchildren: Hunter, Carson and Abigail. Aaron was selected by the Mariners in the 1997 June draft, and Benny's nephew, Braden, pitches for the St. Louis Cardinals.



BOB FONTAINE

Vice President, Scouting

Bob Fontaine was named Vice President, Scouting for the Mariners on Dec. 5, 2003. He is responsible for overseeing the Mariners scouting operation, including preparation for the June draft.

His impact through the draft is already being felt. At the conclusion of the 2006 season, *Baseball Prospectus* determined that the Mariners had the youngest team at every level at which they competed. These young players were the result of Fontaine's first three drafts as V.P. of Scouting.

At the 2006 Society of American Baseball Research (SABR) national meeting, Bob received the Roland Hemond Award for meritorious service to scouting.

Fontaine, who is in his 35th year working in baseball, was the Chicago White Sox Director of Player Development from 2000 until accepting the Seattle position. He has also worked with the San Diego Padres, Montreal Expos and Anaheim Angels.

Fontaine began his career with the Padres in 1973, working up to Scouting Director in 1980. He joined the Expos in 1982 as West Coast Supervisor before being named Director of Scouting for the Angels in 1986. Anaheim promoted him to Director of Scouting and Player Personnel in 1994.

Fontaine's father, Bob Sr., was the Director of Scouting for the Padres from 1969-77, the GM from 1978-80 and the San Francisco Giants Director of Player Personnel and scouting from 1982-92.

Fontaine and his wife, Karen, reside in Bainbridge Island, WA. They have five children: Jim, Joey, Josanna, Caitlin and Matt.



JOHN BOLES

Special Assistant to the Exec. VP, Player Personnel

John Boles is in his third season as a special assistant to Bill Bavasi. His specific areas of focus are on the club's 40-man roster make-up and the Major League coaching staff.

Boles spent the 2001-03 seasons as Senior Advisor, Baseball Operations with the Los Angeles Dodgers. Boles was the field manager of the Florida Marlins from 1999-2001, as well as serving as interim field manager for the Marlins in 1996. He joined the Marlins on Nov. 1, 1991 as Director of Player Development after spending the 1991 season as Director of Player Development for the Montreal Expos. John was promoted to VP of Player Development by the Marlins in 1995.

Boles managed in the minor leagues with White Sox and Royals organizations for six years (1981-86) before moving into the Royals front office as Director of Player Development in July 1986.

John graduated from Lewis University in Romeoville, IL, in 1970 where he also played four seasons as an outfielder. He earned a Masters Degree in Educational Administration at St. Xavier University.

He and his wife, Rosemary, have two sons: Blake and Kevin.



DAN EVANS

Special Assistant to the Exec. VP, Player Personnel

Dan Evans, 47, is in his third full season as a special assistant to Bill Bavasi, and this year expanded his responsibilities by taking over directing all of Seattle's pro scouting. He also evaluates all 30 MLB teams and the Mariners minor league system, along with select amateur scouting, in addition to advising Bavasi on the make-up of the Mariners ML roster.

Evans spent most of the 2004 season in an advisory role with the club, mostly scouting the California League and the club's minor league system.

From 2001-03, Dan was with the Los Angeles Dodgers, first as a senior advisor to the GM, the final two seasons as General Manager. His .548 winning percentage in LA is the second-best for a GM in franchise history. While he was GM, the Dodgers system moved from 28th to 2nd in the *Baseball America* rankings. He spent the previous 19 seasons with the Chicago White Sox in various capacities, including serving as Asst. GM and Director of Baseball Operations from 1998-2000.

Prior to joining the Dodgers, Evans had stints with the Chicago Cubs as a baseball operations consultant and with Major League Baseball, assisting in the preparation of Major League club salary arbitration cases. He also worked with Fox Sports Net as a studio analyst.

Evans, a Chicago native, graduated from DePaul University. He and his wife, Susan, reside in La Canada Flintridge, CA, with their two daughters: Sarah and Andie.



KEN MADEJA

Special Assistant to the Exec. VP, Player Personnel

Ken Madeja is in his first full season as a special assistant to Bill Bavasi, after spending the previous 19 seasons as a scout in the Mariners organization. He will focus on scouting pitching at all levels, pro and amateur.

Madeja began scouting for Seattle in 1988, and has made a specialty of scouting and signing Major League quality pitchers, including J.J. Putz, Derek Lowe, Matt Mantei and Matt Thornton, among others. He was promoted to Midwest Coordinator on Nov. 3, 2005 after serving as an area scout in the Midwest prior to that.

Prior to joining the Mariners organization, Madeja was a scout with the Detroit, where he scouted and signed John Smoltz, Scott Aldred and Chris Hoiles, among others.

He was named the Mariners Scout of the Year in 2003.

Madeja played at Wayne State University in Detroit from 1971-74, where he set 10 school hitting records. He is a member of the Wayne State Hall of Fame. He graduated in 1975.

He resides in Novi, MI, with his wife Deborah. They have two children, Mark and Lauren.



BOB ENGLE

Director, International Operations

Bob Engle was promoted to his current position in October, 2004. He oversees all aspects of the Mariners international scouting, including spending considerable time each season working in Latin America. All of the Mariners' International Scouts report directly to Engle. Bob was originally hired by the Mariners as Sr. Advisor to the VP & GM of Baseball Operations on Jan. 28, 2000.

Prior to joining the Mariners, Engle had spent the previous 24 years with the Toronto Blue Jays. Originally hired in 1976 as the Eastern Scouting Supervisor, he was promoted to Eastern Regional Scouting Director in 1982 and to Director of Scouting in 1990. As Director of Scouting he was responsible for all of the Blue Jays scouting activities, as well as their June draft preparations.

Engle was promoted to Assistant General Manager on June 14, 1995 and named Sr. Advisor, Baseball Operations on February 28, 1997. Engle was also responsible for overseeing all the Jays Latin American operations beginning in 1996.

Engle attended Mesa College, Grand Junction, Colorado in 1969-1970, transferring to the University of Colorado, Boulder graduating in 1973. He began his career in professional baseball when he was hired as the Midwest scouting supervisor by the Baltimore Orioles in 1974.

Engle and his wife Barbara reside in Tampa, FL. They have three daughters: Melisa, Amy and Jennifer.

BASEBALL OPERATIONS (continued)

**FRANK MATTOX****Director, Player Development**

Now in his 14th year with the Mariners, Frank Mattox was promoted to his current position on Dec. 5, 2003. He joined the club in 1995 as West Coast Scouting Supervisor and was promoted to Director, Scouting on Sept. 28, 1997.

Despite having the youngest club's in baseball at every level of the system, the Mariners still had success in the minor leagues, including Seattle's high-A team claiming the Cal League title in 2006. The 2005 season was another successful one for the Mariners system, as three of the top four clubs advanced to the post-season. In 2004, four of the top six clubs finished in the top three in the standings.

Mattox had previously scouted for the Colorado Rockies where he was named Scout of the Year in 1993.

He has a BS in Political Economy of Natural Resources from the University of California at Berkeley.

Mattox played seven years of minor league baseball in the Milwaukee Brewers system and spent one year as the assistant General Manager of the Denver Zephyrs. In all, he has 21 years of experience in professional baseball.

Mattox resides in Peoria, AZ, with his wife, Sylvia, sons, Myles and Blake and daughter Marisol.

**GREG HUNTER****Director, Minor League & Scouting Operations**

Greg Hunter is in his 11th season with the Mariners player development department, his fourth since being promoted to Director of Minor League Operations on Dec. 5, 2003. This past off-season, Greg added responsibilities in scouting to his job description. Greg spent the 2001-2003 seasons as Director, Minor League Administration.

Despite having the youngest club's in baseball at every level of the system, the Mariners still had success in the minor leagues, including Seattle's high-A team claiming the Cal League title in 2006. The 2005 season was another successful one for the Mariners minor league system, as three of the top four clubs advanced to the post-season. In 2004, four of the Mariners' top six affiliates finished in the top-three in their respective leagues. In 2003 three of Seattle's minor league club's advanced to postseason (for the second straight season). In 2001, five of the six clubs advanced to the post-season. In 2000, the Mariners minor league system posted the highest winning percentage in organized baseball.

Hunter joined the Mariners player development department in February 1996 as player development assistant. He was promoted to assistant director in January of 2000. Hunter played professionally from 1990-93, including playing in Seattle's minor league system with Bellingham, San Bernardino, Peninsula and Jacksonville.

A native of Kirkland, WA, Hunter played in the 1980 Little League World Series for Kirkland National. He went on to be a four-year letterwinner at Washington State University and graduated in 1990 with a degree in Social Sciences.

Hunter resides in Seattle, WA.

**JIM NA****Director, Baseball Administration**

Jim Na was promoted to his current position on Nov. 1, 2005. He was named Baseball Operations Assistant/Systems Coordinator on Dec. 5, 2003. Na joined the Mariners baseball operations department in May, 2001.

Jim is actively involved in the day-to-day aspects of the baseball operations department, including contract negotiations, arbitration, player transactions, payroll management and financial and statistical analysis.

He also works with the Mariners scouts and player development staff on computer applications involving baseball operations. Jim was instrumental in implementing one of the most comprehensive scouting and player development computer systems in baseball in 2001.

Na was a four-year letterwinner in baseball at the University of Washington; he graduated in 1998 with a sociology degree. He signed with Montreal as a non-drafted free agent after graduating and spent two seasons playing minor league baseball. Na was traded to Anaheim on Jan. 24, 2000 as part of a three-for-one deal.

Na resides in Seattle with his wife, Cory, and son Cooperstown.



RON SPELLEY

Director, Team Travel

Ron Spelley is in his 10th season with the Mariners, after joining the club in December of 1997. As director of team travel, Spelley is responsible for planning and implementing all of the club's travel requirements, travels on every trip and is responsible for Seattle's spring training camp in Arizona, including the spring training schedule.

Spelley was previously executive director of the Lake Tahoe Visitors Authority in South Lake Tahoe. Prior to that, he was VP of Sales and Marketing with the Phoenix Convention and Visitors Bureau for eight years (1988-96). Spelley spent 20 years with Westin Hotels, including working at the Westin Seattle from 1982 through 1988.

Spelley, a Spokane, WA native, graduated from Washington State University with a BA in Communications in 1968. He has two adult sons: Sean and Ryan. Spelley resides in Renton, WA.



TED HEID

Director, Pacific Rim Operations

Ted Heid is in his 14th season with the Mariners, his seventh since being promoted to Director of Pacific Rim Operations. His responsibilities include overseeing the Mariners efforts in the Pacific Rim, including player scouting and staff and administrative inquiries.

Ted, who speaks Japanese, joined the Mariners in 1994 as an associate scout in Arizona and was promoted to area scout for Japan prior to the 2000 season.

A native of Pontiac, MI, Heid was raised in Kirkland, WA, and graduated from Juanita High School. He attended Brigham Young University, where he played baseball, on an academic scholarship. Heid graduated from BYU with degrees in international business and Japanese language. While enrolled at BYU, Ted spent two years in Japan.

Heid resides in Glendale, AZ with his wife, Tracy. They have two sons, Tyler and Trevor, two daughters, Tiffini and Tiana and two grandchildren.



HIDE SUEYOSHI

Assistant Director, International Operations

Hide Sueyoshi joined the Mariners Scouting department in January, 1998. He worked in the International Operations and scouting department of the Orix Baseball Club in Kobe, Japan from 1990-97.

A native of Osaka, Japan, his current duties include assisting Bob Engle in international scouting, including the Mariners academies in the Dominican Republic and Venezuela.

Sueyoshi's duties with Orix included interpreting, working as a liaison between Japan baseball and other countries, and negotiating contracts with foreign players.

Sueyoshi graduated from Kinki University in Osaka with a degree in corporate law in 1987 and earned a B.S. in history from the University of Oregon in 1990. He and his wife, Yoko, reside in Bellevue with their three children: sons, Kenta and Tomoya and daughter Rina.

MAT OLKIN

Player Personnel Management Consultant

Mat Olkin has worked as a writer and analyst for STATS Inc. and a writer and editor for *USA TODAY* Sports Weekly. From 1995-2004, he wrote and self-published his own annual book, the *Baseball Examiner*, and his work has appeared in various publications including the *Bill James Baseball Abstract*, *Baseball Prospectus* and *Ron Shandler's Baseball Forecaster*.

EXECUTIVES

**BOB AYLWARD****Executive Vice President, Business Operations**

A veteran of 30 years in Major League Baseball, Bob Aylward joined the Mariners in June of 1997 as Vice President of Business and Sales. He was promoted to Executive Vice President in December of 1999. Aylward is responsible for the Mariners revenue producing efforts, including corporate sponsorships, ticket sales, signage and advertising sales, as well as having oversight of the Mariners communications department.

Before the Mariners, Aylward served as business affairs consultant with the Tampa Bay Devil Rays for two years, planning and developing the team's marketing, sales and broadcasting. Concurrently, he was also President of Entertainment, Sports and Facilities Associates, Inc., which specialized in services to sports teams, broadcasting entities and new facility design.

Prior to Tampa Bay, he spent 17 years with the Baltimore Orioles, including the last ten as vice president of business affairs. Aylward oversaw the Orioles' marketing, sales and broadcasting efforts and was deeply involved with the architects in the design and construction of Oriole Park at Camden Yards. He began his career with the Orioles in 1976 as an intern in the ticket office.

A native of Pace, MS, Aylward is a graduate of Vanderbilt University and also attended Ohio University's graduate program for sports administration. Aylward resides in Mercer Island, WA, with his wife, Elizabeth. They have two daughters, Laura and Caitlin.

**KEVIN MATHER****Executive Vice President, Finance & Ballpark Operations**

Kevin Mather was named the Mariners Vice President of Finance and Administration on July 31, 1996 and promoted to his current position in December, 1999. Mather's responsibilities include accounting and financial reporting, human resources, ticket services, procurement, technology services, concessions and the day-to-day operations of Safeco Field. He also oversees the Mariners seven retail locations, as well as "other events" held at Safeco Field. During the 2006 off-season, Kevin was recognized by the Puget Sound Business Journal as a nominee for CFO of the Year.

Mather joined the Mariners after serving as Vice President of Finance for the Minnesota Twins for four and a half years. He started with the Twins as director of finance in November of 1989 and was promoted to vice president in April of 1992.

Before his career in baseball, Mather was with the Certified Public Accounting firm of Deloitte, Haskins & Sells for four years. He spent the previous year with The Bellfonte Company in Minneapolis.

A native of Madison, WI, Mather is a 1984 graduate of the University of Wisconsin where he received his B.A. degree in accounting and risk/insurance. He is very involved on the Board of Junior Achievement of Washington. His hobbies include coaching youth hockey and baseball, Green Bay Packers football and his family.

He and his wife, Shannon, have three sons: J.P. (15); David (13); and Steven (11). The Mathers reside in Issaquah, WA.

**CLYDE MACIVER****Executive Vice President**

Clyde MacIver was named to his current position on Jan. 1, 2007. He oversees government relations at the federal, state and local levels and the Mariners relationship with its landlord, the Public Facilities District.

MacIver served as the Mariners Executive VP, General Counsel, from April of 2000 through December of 2006.

Before his career in baseball, MacIver practiced law at Miller Nash, a Pacific Northwest regional law firm. He began his law practice in Seattle in 1961 at the firm of Macbride, Mathews and Hanify, which later became Sax and MacIver, before joining Miller Nash in 1985 as resident partner in charge of the Seattle office. MacIver is recognized for his expertise in administrative law, utilities regulation and commercial litigation.

A native of Yakima, WA, MacIver earned both his bachelor's and law degrees from Willamette University in Salem, OR. His hobbies include motorcycling, golf and fishing. He also holds a private pilots license.

MacIver resides in Sammamish, WA. He has three adult children: two daughters, Gael and Amy, and one son, Craig, all of whom reside in the Puget Sound area.

EXECUTIVES (continued)

**BART WALDMAN****Executive Vice President, General Counsel**

Bart Waldman joined the Mariners front office on Jan. 1, 2006. For the prior 13 seasons, he served as the Mariners principal outside counsel while a partner at the Perkins Coie law firm in Seattle. Bart is responsible for overseeing all of the club's legal affairs, both in the baseball and business areas. This includes negotiating and drafting Mariners player contracts, preparing and presenting salary arbitration cases, and negotiating and drafting many of the club's major business contracts, including those involving club facilities, broadcasting, ticketing, concessions and

sponsorships. Bart was instrumental in the negotiations to build Safeco Field and the Mariners spring training complex in Peoria, AZ.

Waldman joined the Perkins Coie law firm in 1978, where he specialized in sports, and labor and employment law. While in private practice, Bart was listed as one of The Best Lawyers in America by that publication 14 consecutive years, and as one of Washington's "Superlawyers." He also served on the board of directors of the Municipal League of King County and the Puget Sound Senior Baseball League.

A native of Connecticut, Bart graduated from Harvard College in 1970, where he played baseball, and received his law degree in 1978 from Georgetown University, where he was selected for law review. He worked as a speech writer, legislative analyst and lobbyist in Washington, DC from 1970-78, moonlighting as a rock 'n' roll disc jockey.

Bart continues to coach and play adult baseball in the Puget Sound Senior Baseball League, and has helped pitch several local all-star teams to senior league national championships.

Waldman resides in Seattle with his wife, Nancy. They have two daughters, Marcy and Tracy.

**RANDY ADAMACK****Vice President, Communications**

Randy Adamack has been with the Mariners for 29 of their 30 seasons and has served as Vice President of Communications since Sept. of 1990. Adamack directs the club's broadcasting, public information and public relations efforts.

Randy was honored with the Fishel Award for Public Relations Excellence in December, 2005. The award goes to the "active, non-uniformed representative of Major League Baseball whose ethics, character, dedication, service, professionalism and humanitarianism best represent the standards propounded by Robert O.

Fishel."

In 2001, Adamack organized the local efforts for Major League Baseball's All-Star Week in Seattle.

Adamack joined the Mariners in 1978 as director of public relations and was promoted to director of marketing in 1983. In 1987, he was named senior director of communications.

A native of Conneaut, OH, Randy served the Cleveland Indians as director of public relations from 1975-78. Following his 1973 graduation from Wittenberg University in Springfield, OH, he attended the sports administration graduate program at Ohio University.

Adamack lives in Seattle. He has a daughter, Elizabeth (23) and a son, Joe (21).

**JOE CHARD****Vice President, Corporate Business & Community Relations**

Joe Chard is in his 17th season with the Mariners, his sixth since being promoted to Vice President of Corporate Business & Community Relations in December of 2001. Chard oversees the Mariners corporate sponsorship as well as all aspects of the Mariners community relations efforts.

Chard was originally hired as Director of Community Relations by the club in September of 1990. He was instrumental in establishing Mariners Care, the club's non-profit foundation which has become a national model. Last season Mariners Care provided over \$1 million to local charities, thousands of tickets to Mariners games and hundreds of personal visits by players to hospitals, schools and youth organizations throughout the Northwest. Joe was promoted to Director of Corporate Business in 1998, and to Director, Corporate Business & Community Relations in 2000.

Prior to joining the Mariners, Chard was the Executive Director of the Cystic Fibrosis Foundation of Washington.

A Seattle native, Chard graduated from Carroll College in Montana. He resides in Seahurst, WA, with his wife, LisaJo, and children: AshLee (14) and Creed (12).

EXECUTIVES (continued)

**SCOTT JENKINS****Vice President, Ballpark Operations**

Scott Jenkins is entering his first full season as the Mariners Vice President of Ballpark Operations in 2007, after joining the club in June 2006. Jenkins is responsible for overseeing the all aspects of operating and managing Safeco Field.

Prior to joining the Mariners, Jenkins spent the previous three years with the Philadelphia Eagles, where he opened (2003) and managed Lincoln Financial Field. From 1997-2002, Scott served as VP of Stadium Operations for the Milwaukee Brewers, where he opened Miller Park in 2002. Scott was Director of Facilities and

Events for the Athletic Department at the University of Wisconsin, including being involved in the design and construction of the Kohl Center which opened in 1997.

A native of Kenosha, WI, Jenkins graduated from Wisconsin in 1986. While at Wisconsin, Scott was a four-time All-American and a member of the 1982 and 1985 NCAA National Champion Cross Country teams.

He resides in Mercer Island, WA, with his wife, Mary and their children: Andrew, Jacob and Margaret.

**TIM KORNEGAY****Vice President, Finance**

Tim Kornegay is in his 12th season with the Mariners, his fourth since being promoted to VP, Finance in 2004. His responsibilities include managing the club's financial reporting, budgeting, banking, tax return projections. Tim also manages the Mariners relationship with Centerplate, Safeco Field's concessionaire, and is responsible for the operations of the ticket office and parking garage. Kornegay was originally hired in Feb., 1995 as the club's Director of Strategic Planning as the team planned to develop Safeco Field. He was promoted to Controller in 1997.

Prior to joining the Mariners, Tim worked as a manager in Cooper & Lybrand's Convention, Sports and Leisure practice. He was the controller for a private development company in Texas prior to that.

A native of St. Louis, MO, Tim graduated from the University of Illinois with a degree in Accounting. He resides in Bellevue, WA, with his wife, Beth and children Ted and Jane.

**KEVIN MARTINEZ****Vice President, Marketing**

Kevin Martinez, in his 16th season with the Mariners, his sixth since being promoted to Vice President of Marketing in Dec. 2001. Martinez oversees the Mariners marketing and promotions activities, including branding, advertising, research, in-park entertainment and special events. The Mariners television ad campaign has been named the Best in Baseball by *USA Today Baseball Weekly* and received the National Sports Forum ADchievement Award for advertising excellence.

Martinez was originally hired as the club's Promotions Manager in 1990. He was promoted to Director of Promotions in 1993. Kevin was the Boston Celtics Director of Promotions & Special Events from 1994-96; responsibilities included planning and executing promotions and marketing for the final season and game in Boston Garden and the Inaugural Season in the FleetCenter, now the TD Banknorth Garden. Martinez returned to the Mariners in 1996 as Director of Marketing.

Prior to joining the Mariners, Kevin worked with ABC-TV in New York in 1989-90.

A native of Edison, New Jersey, Martinez graduated from the S.I. Newhouse School of Public Communications at Syracuse University. He is on the Advisory Board for Seattle University's Center for the Study of Sport. He resides in Seattle, with his wife, Alisa.

**MARIANNE SHORT****Vice President, Human Resources**

Marianne Short is in her ninth season with the Mariners, her sixth since being promoted to Vice President of Human Resources in Oct. of 2000. Short is the first female VP in the history of the Mariners. She oversees all aspects of the Mariners human resources, including worker's compensation, benefits administration, payroll and all hiring decisions for the front office and day of game staff. Marianne was originally hired as Director of Human Resources by the club in October of 1998.

Short previously spent 15 years in the human resources department of the Bon Marche Company, including the final four years as its VP of Labor and Employee Relations.

A native of Tacoma, WA, Short attended Central Washington University. She resides in Tacoma with her husband, Jeff. They have two grown children, Shay and Shannon.

2007 SEATTLE MARINERS



Adrian Beltre

THE MANAGER

MIKE HARGROVE (21)

POSITION: Manager, former first baseman

AGE: 57

BORN: 10-26-49 in Perryton, TX

BATTED: Left

THREW: Left

NAMED MANAGER: Oct. 20, 2004, signing a three-year contract (2005-2007).



2007 MARINERS

PERSONAL: Dudley Michael Hargrove... resides in Richfield, OH with his wife Sharon...Mike and Sharon have five children: Kimberly (31), Melissa (29), Pamela (27), Andrew (25) and Shelly (17) and four grandchildren...graduated from Perryton High School in Perryton, TX, in 1968, where he lettered in football, basketball and golf...graduated from Northwest Oklahoma State in 1972; lettered in baseball, basketball and football...inducted into the Northwest Oklahoma State Hall of Fame in 1992 and the NAIA Hall of Fame...his son, Andy, was drafted by the Mariners in 2005 and is in the club's minor league system.

MANAGING/COACHING CAREER: The 2007 season is his 16th as a Major League manager, his third with the Mariners...entered the 2007 season with a career mark of 1143-1140 (.501)...won nine more games in 2006 than 2005; since his arrival Seattle has improved by 15 games, the third-best improvement in the AL over the past two seasons...2005 was his first season in Seattle; despite being forced to use 48 different players, with 16 players spending a combined total of 1331 games on the DL, club tied for the league lead in defense...Hargrove won his first game as Mariners skipper on Opening Day, April 4 vs. Minnesota...collected managerial career win #1,000 at Kansas City on April 13...spent the 2004 season as an assistant to Cleveland Indians GM Mark Shapiro...managed the Baltimore Orioles for four seasons from 2000-2003 and compiled a 275-372 mark...spent nine seasons managing the Cleveland Indians (1991-1999) and compiled a 721-591 record (.550)...won five consecutive American League Central titles (1995-1999) ...won two American League Championships (1995, 1997)...named AL Manager of the Year (*The Sporting News*) in 1995 after leading the Indians to a 100-44 mark...named AL Manager of the Year (*USA Today*) in 1993...was second in the BBWAA balloting in 1994 and third in 1995...led MLB All-Star team to a 6-2 mark in a 1998 tour of Japan...was the Indians first base coach in 1990 and 1991 (prior to being named manager on July 6, 1991)...managed Colorado Springs (AAA) in 1989 and was named AAA Manager of the Year...managed Williamsport (AA) in 1988...spent first season as a manager at Kinston (A) in 1987...began

HARGROVE'S RECORD AS MANAGER

YEAR	CLUB	LEAGUE	W	L	PCT	FINISH
1987	Kinston	Carolina	75	65	.536	2nd
1988	Williamsport	Eastern	66	73	.475	6th
1989	Col. Springs	Pac. Coast	78	64	.549	2nd
1991	CLEVELAND	American	32	53	.376	7th
1992	CLEVELAND	American	76	86	.469	4th
1993	CLEVELAND	American	76	86	.469	6th
1994	CLEVELAND	American	66	47	.584	2nd
1995	CLEVELAND	American	100	44	.694	1st
1996	CLEVELAND	American	99	62	.615	1st
1997	CLEVELAND	American	86	75	.534	1st
1998	CLEVELAND	American	89	73	.549	1st
1999	CLEVELAND	American	97	65	.599	1st
2000	BALTIMORE	American	74	88	.457	4th
2001	BALTIMORE	American	63	98	.391	4th
2002	BALTIMORE	American	67	95	.414	4th
2003	BALTIMORE	American	71	91	.438	4th
2005	SEATTLE	American	69	93	.426	4th
2006	SEATTLE	American	78	84	.481	4th
MAJOR LEAGUE TOTALS			1,143	1,140	.501	

Won American League Central Division Titles in 1995, 1996, 1997, 1998, 1999

Won American League Titles in 1995 and 1997

RECORD AS MANAGER IN PLAYOFFS

YEAR	CLUB	SERIES	W	L	PCT
1995	CLEVELAND	DS	3	0	1.000
	CLEVELAND	ALCS	4	2	.667
	CLEVELAND	WS	2	4	.333
1996	CLEVELAND	DS	1	3	.250
	CLEVELAND	ALCS	3	2	.600
1997	CLEVELAND	ALCS	4	2	.667
	CLEVELAND	WS	3	4	.429
	CLEVELAND	DS	3	1	.750
1998	CLEVELAND	ALCS	2	4	.333
	CLEVELAND	DS	2	3	.400
DIVISION SERIES TOTALS			12	9	.571
AL CHAMPIONSHIP SERIES TOTALS			10	8	.556
WORLD SERIES TOTALS			5	8	.385
POSTSEASON TOTALS			27	25	.519

HARGROVE (continued)

his coaching career as a coach at Batavia (A) in 1986.

PLAYING CAREER: Drafted by Texas Rangers in the 25th round of the 1972 June draft...reached the Majors in 1974 after just two minor league seasons...made ML debut April 7 with the Rangers...was voted American League Rookie of the Year by the BBWAA and *The Sporting News* after hitting .323 with 14 doubles, 10 home runs and 56 RBI...was named to the American League All-Star Team in 1975 (was 0x1 as a pinch-hitter)...led the American League in walks in 1976 (97) and 1978 (107)...was traded to the San Diego Padres following the 1978 season...traded to the Cleveland Indians on June 14, 1979...finished his playing career with the Indians, retiring after the 1985 season.

Most Wins, Active Managers

Tony LaRussa	St. Louis	2,297
Bobby Cox	Atlanta	2,175
Joe Torre	New York (AL)	1,973
Lou Piniella	Chicago (NL)	1,519
Mike Hargrove	Seattle	1,143

HARGROVE'S PLAYING RECORD

YEAR	CLUB	AVG.	G	AB	R	H	2B	3B	HR	RBI	BB	SO	SB
1972	Geneva	.267	70	243	38	55	8	0	4	37	52	44	3
1973	Gastonia	.351	130	456	88	160	35	8	12	82	68	47	10
1974	TEXAS	.323	131	85	43	82	14	2	10	56	18	54	0
1975	TEXAS	.303	145	519	82	157	22	2	11	62	79	66	4
1976	TEXAS	.287	151	541	80	155	30	1	7	59	*97	64	2
1977	TEXAS	.305	153	525	98	160	28	4	18	69	103	59	2
1978	TEXAS	.251	146	494	63	124	24	1	7	40	*107	47	2
1979	SAN DIEGO	.192	52	125	15	24	5	0	0	8	25	15	0
	CLEVELAND	.325	100	338	60	110	21	4	10	56	63	40	2
1980	CLEVELAND	.304	160	589	86	179	22	2	11	85	111	36	4
1981	CLEVELAND	.317	94	322	43	102	21	0	2	49	60	16	5
1982	CLEVELAND	.271	160	591	67	160	26	1	4	65	101	58	2
1983	CLEVELAND	.286	134	469	57	134	21	4	3	57	78	40	0
1984	CLEVELAND	.267	133	352	44	94	14	2	2	44	53	38	0
1985	CLEVELAND	.285	107	284	31	81	14	1	1	27	39	29	1
AL Totals		.292	1614	5439	768	1590	261	28	80	678	940	535	24
NL Totals		.192	52	125	15	24	5	0	0	8	25	15	0
ML Totals		.290	1666	5564	783	1614	266	28	80	686	965	550	24

ALL-STAR GAME RECORD

YEAR	CLUB, SITE	AVG.	G	AB	R	H	2B	3B	HR	RBI	BB	SO	SB
1975	AL, Milwaukee	.000	1	1	0	0	0	0	0	0	0	0	0

MARINERS MANAGERIAL MARKS

Manager	Years	W-L	Pct.
Darrell Johnson	1977-80	226-362	.384
Maury Wills	1980-81	26-56	.317
Rene Lachemann	1981-83	140-180	.438
Del Crandall	1983-84	93-131	.415
Chuck Cottier	1984-86	98-119	.452
* Marty Martinez	1986	0-1	.000
Dick Williams	1986-88	159-192	.453
* Jim Snyder	1988	45-60	.429
Jim Lefebvre	1989-91	233-253	.479
Bill Plummer	1992	64-98	.395
Lou Piniella	1993-2002	840-711	.542
Bob Melvin	2003-2004	156-168	.481
Mike Hargrove	2005-	147-177	.454
* interim manager			

THE COACHES



RAFAEL CHAVES (27)

POSITION: Pitching Coach, former pitcher

AGE: 39

BORN: 1-11-68 in Isabela, PR

BATTED: Right

THREW: Right

PERSONAL: Rafael Chaves...resides in Isabela, PR with his wife, Ivelisse and daughter Nicole...graduated from Francisco Mendoza High School in Puerto Rico...originally signed at the age of 18 by the San Diego Padres.

MANAGING/COACHING CAREER: Rafael is in his second season as the Major League pitching coach with the Mariners, his 10th in the Seattle organization...five of his eight minor league teams played in the postseason...spent the 2004-2005 season as pitching coach with Tacoma (AAA); the Rainiers advanced to the PCL Championship series, led the league in shutouts and Felix Hernandez was named PCL Rookie and Pitcher of the Year under his tutelage...spent 2002-2003 with San Antonio (AA) as the Missions won the Texas League title both years...San Antonio led the league in ERA in '03, after finishing second in '02...spent 2001 with high-A San Bernardino; club finished with a franchise record 12 shutouts...low-A Wisconsin led all Mariners affiliates with a 3.42 ERA in 2000... spent the 1999 season at short-A Everett after making his professional coaching debut with rookie Peoria in 1998.

PLAYING CAREER: Spent 12 seasons as a minor league pitcher in the San Diego (1986-92), Baltimore (1993), Florida (1994) and Pittsburgh (1995-97) organizations...was 35-41 with 130 saves in 487 career games, five starts.

CHAVES' PLAYING RECORD

YEAR	CLUB	W-L	ERA	G	GS	CG	SHO	SV	IP	H	R	ER	BB	SO
1986	Charleston	5-3	3.33	39	2	0	0	1	81.0	77	46	30	37	43
1987	Charleston	8-5	2.99	53	0	0	0	11	87.1	86	36	29	21	59
1988	Riverside	2-3	2.37	46	0	0	0	19	64.0	58	20	17	28	49
1989	Wichita	1-5	5.33	37	2	0	0	3	76.0	84	51	45	32	43
1990	Wichita	6-5	4.18	46	1	0	0	9	84.0	85	46	39	16	47
1991	Wichita	3-0	5.20	38	0	0	0	3	71.0	80	54	41	41	49
1992	High Desert	4-5	1.83	68	0	0	0	34	88.1	64	28	18	36	67
1993	Bowie	2-5	3.94	45	0	0	0	20	48.0	56	23	21	16	39
1994	Portland	0-0	6.75	12	0	0	0	1	16.0	17	14	12	13	10
1995	Lynchburg	1-3	2.86	42	0	0	0	22	47.1	35	17	14	13	45
	Augusta	1-0	2.08	7	0	0	0	2	8.2	2	3	2	6	9
1996	Lynchburg	1-3	2.53	30	0	0	0	5	32.0	35	18	9	8	20
	Carolina	1-2	1.37	19	0	0	0	0	26.1	21	5	4	8	15
1997	Carolina	0-2	8.59	5	0	0	0	0	7.1	12	8	7	4	6



CARLOS GARCIA (13)

POSITION: Third Base Coach, former infielder

AGE: 39, turns 40 Oct. 15

BORN: 10-15-67 in Tachira, VZ

BATTED: Right

THREW: Right

PERSONAL: Carlos Jesus Garcia...resides in Depew, NY, with his wife, Cathy and three children: daughter Isabel, sons Carlos Jr. and Emanuel...graduated from Bolivar High School in Venezuela...was originally signed at the age of 19 by the Pirates...wore #13 with the Pirates and Blue Jays as a tribute to former Reds shortstop Dave Concepcion.

MANAGING/COACHING CAREER: Carlos is in his third season as a Major League coach, all with Seattle...in addition to coaching third base, works with the Major League infielders...in 2005, Seattle tied for the Major League lead in fielding percentage, despite using 14 rookies, including four in the infield...spent the 2003-2004 seasons as the hitting and infield coach with Buffalo (AAA) in the Cleveland organization...was a player-coach with Buffalo in 2002.

PLAYING CAREER: Spent parts of 13 seasons in the Majors with Pittsburgh (1990-1996),

GARCIA (continued)

Toronto (1997), Anaheim (1998) and San Diego (1999)...made his Major League debut with Pittsburgh on Sept. 20, 1990 at the age of 22...hit a career-high 12 home runs in 141 games with the Pirates in 1993...hit first ML home run April 16, an inside-the-park home run off Orel Hershiser in Dodger Stadium...led the Pirates in average in 1994 and was named to the All-Star Team...hit in a career-high 21 straight games June 5-27, 1995...connected for the 8,000th home run in Pittsburgh Pirates history April 13, 1996 off Jeff Fassero...traded to the Blue Jays as a part of a nine-player deal Nov. 15...appeared in 103 games with the Jays in 1997...signed by the Angels as a minor league free agent and spent most of 1998 in the minors...signed by the Padres as a minor league free agent and spent most of 1999 in the minors.

GARCIA'S PLAYING RECORD

YEAR	CLUB	AVG.	G	AB	R	H	2B	3B	HR	RBI	BB	SO	SB
1987	Macon	.255	110	373	44	95	14	3	3	38	23	80	20
1988	Augusta	.290	73	269	32	78	13	2	1	45	22	46	11
	Salem	.275	62	236	21	65	9	3	1	28	10	32	8
1989	Salem	.283	81	304	45	86	12	4	7	49	18	51	19
	Harrisburg	.282	54	188	28	53	5	5	3	25	8	36	6
1990	Harrisburg	.277	65	242	36	67	11	2	5	25	16	36	12
	Buffalo	.264	63	197	23	52	10	0	5	18	16	41	7
	PITTSBURGH	.500	4	4	1	2	0	0	0	0	0	2	0
1991	Buffalo	.266	127	463	62	123	21	6	7	60	33	78	30
	PITTSBURGH	.250	12	24	2	6	0	2	0	1	1	8	0
1992	Buffalo	.303	113	426	73	129	28	9	13	70	24	64	21
	PITTSBURGH	.205	22	39	4	8	1	0	0	4	0	9	0
1993	PITTSBURGH	.269	141	546	77	147	25	5	12	47	31	67	18
1994	PITTSBURGH	.277	98	412	49	114	15	2	6	28	16	67	18
1995	PITTSBURGH	.294	104	367	41	108	24	2	6	50	25	55	8
1996	PITTSBURGH	.285	101	390	66	111	18	4	6	44	23	58	16
	Calgary	.333	2	6	0	2	0	1	0	0	0	0	0
1997	TORONTO	.220	103	350	29	77	18	2	3	23	15	60	11
1998	ANAHEIM	.143	19	35	4	5	1	0	0	0	3	11	2
	Vancouver	.255	44	161	18	41	6	0	3	15	8	22	2
1999	Las Vegas	.281	78	274	36	77	19	0	3	28	17	61	5
	SAN DIEGO	.182	6	11	1	2	0	0	0	0	1	3	0
2000	Columbus	.271	93	280	35	76	17	1	2	39	27	53	7
ML TOTALS		.266	610	2178	274	580	102	17	33	197	115	340	73



MIKE GOFF (47)

POSITION: First Base Coach, former infielder

AGE: 44, turns 45 Sept. 30

BORN: 9-30-62 in Mobile, AL

BATTED: Right

THREW: Right

PERSONAL: Michael R. Goff...resides in Peoria, AZ, with his wife, Mary and three children; daughters Crystal and Katie, and son Connor...graduated from Davidson H.S. in Mobile, AL, where he led team to back-to-back state championships in 1979-80...graduated from

Enterprise State J.C. in 1982 and was 1982 MVP of Alabama junior colleges...attended the University of Alabama-Birmingham...named to All-Sunbelt Conference teams in 1983-84.

MANAGING/COACHING CAREER: Mike is in his second full season as a Major League coach with Seattle, his 16th season in Mariners the organization...in addition to coaching first base, works with baserunners...finished the 2005 season as the ML first base coach after joining the club August 13; concurrently finished his ninth season as the coordinator of instruction for the Mariners minor league system...Goff managed low-A Wisconsin to the Midwest League Championship series in 1996 and was manager of the West team in the MWL All-Star Game...also managed at Wisconsin in 1995...spent 1993-94 as manager at short-A Bellingham...took 1993 team to second consecutive

GOFF'S RECORD AS MANAGER

YEAR	CLUB	LG	W	L	PCT.	FINISH
1993	Bellingham	Northwest	44	32	.579	1st
1994	Bellingham	Northwest	42	34	.553	2nd
1995	Wisconsin	Midwest	63	75	.457	4th/3rd
1996	Wisconsin	Midwest	77	58	.558	1st/5th
CAREER TOTALS			226	199	.532	

division title in first season at helm; swept Everett in season-ending four-game series to overtake Giants...in 1992, began his professional coaching career as a minor league coach with double-A Jacksonville...spent previous three years as an assistant coach at the University of South Alabama.

PLAYING CAREER: Was selected by the Boston Red Sox in the 21st round of the 1984 June draft...played in Red Sox system from 1984-88...in 1984 named club MVP with Elmira...missed entire 1988 season with back injury that eventually ended his career.

GOFF'S PLAYING RECORD

YEAR	CLUB	AVG.	G	AB	R	H	2B	3B	HR	RBI	BB	SO	SB
1984	Elmira	.296	65	230	40	68	19	0	12	51	26	25	6
1985	Winter Haven	.202	89	262	36	53	11	0	3	22	44	28	2
1986	Greensboro	.292	57	192	48	56	18	3	7	35	40	50	3
	New Britain	.222	61	162	17	36	9	0	1	13	33	29	2
1987	Winter Haven	.212	31	99	14	21	4	0	2	6	17	19	0
1988													

Injured - Did Not Play

JOHN McLAREN (8)

POSITION: Bench Coach, former catcher

AGE: 55, turns 56 Sept. 29

BORN: 9-29-51 in Galveston, TX

BATTED: Right **THREW:** Right



PERSONAL: John Lowell McLaren...resides in Peoria, AZ, with his wife

Maria...graduated from Westbury H.S. in Houston, TX in 1970...attended Blinn J.C., St. Thomas University and Houston Baptist University...was integral in assembling the American team for the first-ever World Baseball Classic in 2006, and served as a coach for Team USA during the tournament...and helped coach Canada's national team in 1977...

received the Lewis B. McAvery Award for outstanding contributions to professional baseball in Kinston, NC in 1981 and the Neil Ridley Award for excellence from Knoxville in 1986...was inducted into the Kinston Baseball Hall of Fame in 1991...presented with the Milo Hamilton Community Service award by the RBI Foundation of Houston in 2000.

MANAGING/COACHING CAREER: Is in his 21st season as a ML coach and 11th with Seattle, but is returning to the Mariners for the first time since 2002...11 seasons is the most by any coach in Mariners history...will be his seventh season, overall, as Seattle's bench coach (1995, 1998-2002, 2007)...also serves as Mariners spring camp coordinator...worked as a special assignment scout for Tampa Bay in 2006...prior to rejoining Seattle, spent 15 seasons as a coach for manager Lou Piniella in Tampa Bay, Seattle and Cincinnati...was Tampa Bay's bench coach from 2003-2005...was Seattle's bench coach from 1998-2002 following two years as Seattle's third base coach...worked four games as manager (4-0) June 3-6, 2001 and is now 4-2 in full games; also worked May 31, 1997 and Sept. 12, 1999...spent the 1995 season as the Mariners dugout coach following two years as the Mariners bullpen coach...began career as a coach with Toronto's Utica farm team in 1977, then managed in the Blue Jays minor league system for eight years...also served as scout for Toronto from 1977-1980...made managerial debut with Medicine Hat of the Pioneer League in 1978...in 1981, guided Kinston to a first-half Carolina League title...also led Knoxville to the Southern League championship in 1984 and 1985...was named Co-Manager of the Year in the Southern League in 1985...beginning in 1986, spent five years as the Blue Jays third base coach...became bullpen coach for Boston in 1991 and had same duties in Cincinnati in 1992...in seven years as a ML third base coach, averaged 88 wins a season...has also managed winter ball for the Willard team in Colombia (1981-82) and Lara (1984-87, 1993) and LaGuaira (1997-98) clubs in Venezuela.

McLAREN'S RECORD AS MANAGER

YEAR	CLUB	LG	W	L	PCT.	FINISH
1978	Medicine Hat	Pion	28	40	.412	7th
1979	Utica	NYP	25	41	.379	4th
1980	Medicine Hat	Pion	16	54	.229	4th
1981	Kinston	Car	72	68	.514	1st, 4th
1982	Kinston	Car	76	59	.563	3rd, 2nd
1983	Knoxville	Sou	64	82	.438	4th, 4th
1984	Knoxville	Sou	70	75	.483	1st, 5th
1985	Knoxville	Sou	79	64	.552	2nd, 1st
Managerial Totals			430	483	.471	

McLAREN (continued)

PLAYING CAREER: Selected by the Houston Astros in the seventh round of the 1970 June draft and was assigned to Covington of the Appalachian League...homered in his first professional game on June 30...led Western Carolina League catchers in putouts and assists in 1971...in 1973 at Columbus, led Southern League catchers in fielding...best offensive season came in 1975, when he batted .270 with 13 HR and 57 RBI for Iowa and Dubuque.

McLAREN's PLAYING RECORD

YEAR	CLUB	AVG.	G	AB	R	H	2B	3B	HR	RBI	BB	SO	SB
1970	Covington	.240	40	121	22	29	2	0	3	11	20	22	0
1971	Sumter	.269	108	338	43	91	15	0	13	46	39	58	2
1972	Cocoa	.264	72	227	23	60	10	0	1	25	37	34	2
1973	Columbus (GA)	.247	83	231	19	57	7	0	2	20	24	40	2
1974	Columbus (GA)	.222	67	212	25	47	10	0	3	23	34	45	2
1975	Iowa	.571	4	7	1	4	2	0	1	2	5	2	0
	Dubuque	.263	102	297	19	78	17	0	12	55	48	44	5
1976	Memphis	.220	36	82	7	18	1	0	2	12	16	13	0



JEFF PENTLAND (45)

POSITION: Hitting Coach, former first baseman

AGE: 60, turns 61 Sept. 18

BORN: 9-18-46 in Hollywood, CA

BATTED: Left

THREW: Left

PERSONAL: Jeffrey William Pentland...resides in Tempe, AZ...has two children: daughter Katie and son Josh...has both bachelor's degree and a Master's degree from Arizona State University...was a member of the Sun Devils 1967 National Championship team; teammates

included future big leaguers Reggie Jackson, Duffy Dyer and Gary Gentry...Jeff was inducted into the ASU Hall of Fame in October, 2002.

MANAGING/COACHING CAREER: Jeff is in his second season as the Mariners hitting coach, but his 11th season as a big league coach, overall...last season the Mariners batting average (+.016), slugging (+.033) and on-base (.008) were all up from 2005...the was the Kansas City Royals hitting coach from Oct. 3, 2002 to May 29, 2005...the Royals led the Majors with a .304 average with runners in scoring position, the 6th-highest mark in Major League history, in 2003...was hitting coach for the Chicago Cubs from July 14, 1997 through the 2002 season...began the 1997 season as the Minor League Hitting Coordinator for the New York Mets...spent the 1992-96 campaigns in the Florida Marlins organization...served as a scout (1992-93) and hitting coach at the minor league level (1993-96) before joining the Major League club for the second half of the 1996 season...coached Elmira (NY-Penn League) in 1993-94 and Portland (Eastern League) in 1995-96...began his coaching career as an assistant at Mesa (Ariz.) Community College in 1971...was the JV coach at Arizona State University in 1973 before spending the 1973-74 academic year as the assistant athletic director at Wichita State University...then began a nine-year career as assistant coach at the University of California-Riverside, where the teams won a pair of national championships...coached future big leaguers Barry Bonds, Mike Devereaux, Pat Listach, Fernando Vina and Ken Landreaux as collegians.

PLAYING CAREER: Spent three seasons (1969-71) in the San Diego Padres minor league system...a true "ballplayer" saw time at first base, outfield, pitcher and catcher...played under Don Zimmer at Salt Lake City (AAA) in 1970, batting .302 in 98 games and appearing in 20 games as a reliever...despite being left-handed, Pentland was used as a catcher in 15 games for Lodi (A) in 1971.

PENTLAND's PLAYING RECORD

YEAR	CLUB	AVG.	G	AB	R	H	2B	3B	HR	RBI	BB	SO	SB-CS
1969	Elmira	.248	142	476	54	118	20	2	6	50	68	47	2-5
1970	Salt Lake City	.302	98	212	22	64	11	0	1	27	31	26	0-1
1971	Lodi	.272	112	349	52	95	22	1	9	69	65	42	1-0

YEAR	CLUB	W-L	ERA	G	GS	CG	SHO	SV	IP	H	R	ER	BB	SO
1969	Elmira	0-1	0.47	5	1	1	0	0	19.0	14	4	1	6	12
1970	Salt Lake	0-0	5.74	20	0	0	0	0	47.0	59	34	30	17	28
1971	Lodi	0-0	0.00	4	0	0	0	0	7.0	4	0	0	1	4



JIM SLATON (41)

POSITION: Bullpen Coach, former pitcher

AGE: 56, turns 57 June 19

BORN: 6-19-50 in Long Beach, CA

BATTED: Right

THREW: Right

PERSONAL: James Michael Slaton...resides in Buckeye, AZ with wife Kelly...has two children: Jonathon and Jennifer and six grandchildren...graduated from Antelope Valley (CA) H.S. where he was All CIF in baseball and also played football...attended Antelope

Valley Junior College.

MANAGING/COACHING CAREER: Is in his 11th season in the Mariners organization, his third as the Major League bullpen coach...spent the 2004 season as a Special Assignment pitching coach in Mariners minor league system...was triple-A Tacoma pitching coach for five seasons (1999-2003)...missed most of the 2001 season to spend time with an ill brother, Frank, who passed away during the season...was pitching coach with A-Lancaster in 1997-98...was pitching coach with Daytona in the Cubs system in 1995-96...coached in the Oakland A's system from 1992-94, including stops in Medford (OR) in the Northwest League and Scottsdale in the Arizona League.

PLAYING CAREER: Pitched 16 seasons in the Majors with Milwaukee (1971-77, 1979-83), Detroit (1978, 1986) and California (1984-86)...earned 151 Major League wins during his career...named to 1977 American League All-Star Team, but did not pitch...was winning pitcher in Game 4 of the 1982 World Series vs. St. Louis...originally signed as the Seattle Pilots 15th round selection in the 1969 June draft...finished his career in Milwaukee as the franchise's all-time pitching leader in games, innings pitched, starts, wins, strikeouts and shutouts...missed all but two games in 1970 serving on active duty with the Army National Guard (May 8-end of season)...from 1973-79 posted double figure wins while averaging 243 innings per season...tossed 293 innings in 1976...won 17 games in 1978.

SLATON'S PLAYING RECORD

YEAR	CLUB	W-L	ERA	G	GS	CG	SHO	SV	IP	H	R	ER	BB	SO
1969	Billings	1-0	0.00	2	0	0	0	0	8.0	1	0	0	0	16
	Clinton	6-3	2.85	13	12	7	4	0	82.0	65	27	26	34	83
1970	Clinton	1-1	1.50	2	2	2	0	0	18.0	9	4	3	5	15
1971	Evansville	1-0	1.39	4	4	0	0	0	32.0	22	9	5	9	26
	MILWAUKEE	10-8	3.78	26	23	5	4	0	147.2	140	67	62	71	63
1972	MILWAUKEE	1-6	5.52	9	8	0	0	0	44.0	50	31	27	21	17
	Evansville	11-2	2.92	16	16	0	5	0	114.0	97	39	37	37	68
1973	MILWAUKEE	13-15	3.71	38	38	13	3	0	276.1	266	127	114	99	134
1974	MILWAUKEE	13-16	3.92	40	35	10	3	0	250.0	255	117	109	102	126
1975	MILWAUKEE	11-18	4.52	37	33	10	3	0	217.0	238	129	109	90	119
1976	MILWAUKEE	14-15	3.44	38	38	12	2	0	292.2	287	126	112	94	138
1977	MILWAUKEE	10-14	3.58	32	31	7	1	0	221.0	223	104	88	77	104
1978	DETROIT	17-11	4.12	35	34	11	2	0	233.2	235	117	107	85	92
1979	MILWAUKEE	15-9	3.63	32	31	12	3	0	213.0	229	95	86	54	80
1980	MILWAUKEE	1-1	4.41	3	3	0	0	0	16.1	17	10	8	5	4
1981	MILWAUKEE	5-7	4.37	24	21	0	0	0	117.1	120	60	57	50	47
1982	MILWAUKEE	10-6	3.29	39	7	0	0	6	117.2	117	48	43	41	59
1983	MILWAUKEE	14-6	4.33	46	0	0	0	5	112.1	112	57	54	56	38
1984	CALIFORNIA	7-10	4.97	32	22	5	1	0	163.0	192	95	90	56	67
1985	CALIFORNIA	6-10	4.37	29	24	1	0	1	148.1	162	82	72	63	60
1986	CALIFORNIA	4-6	5.65	14	12	0	0	0	73.1	84	52	46	29	31
	DETROIT	0-0	4.05	22	0	0	0	2	40.0	46	18	18	11	12
ML TOTALS		151-158	4.03	496	360	86	22	14	2683.2	2773	1335	1202	1004	1191

DIVISION SERIES RECORD

YEAR	CLUB, OPP	W-L	ERA	G	GS	CG	SHO	SV	IP	H	R	ER	BB	SO
1981	Mil. vs. NY	0-0	3.00	4	0	0	0	0	6.0	6	2	2	0	1

LEAGUE CHAMPIONSHIP SERIES RECORD

YEAR	CLUB, OPP	W-L	ERA	G	GS	CG	SHO	SV	IP	H	R	ER	BB	SO
1982	Mil. vs. Cal.	0-0	1.93	2	0	0	0	1	4.2	3	2	1	1	3

WORLD SERIES RECORD

YEAR	CLUB, OPP	W-L	ERA	G	GS	CG	SHO	SV	IP	H	R	ER	BB	SO
1982	Mil. vs. STL	1-0	0.00	2	0	0	0	0	2.2	1	0	0	2	1

BEHIND THE SCENES



RICK GRIFFIN

Head Athletic Trainer

Rick Griffin is in his 25th season as only the second trainer in Mariners history. During the 2006 season, Rick worked his 3,800th game with the Mariners; he's missed only three in his 24 years with the club. Prior to joining the team on February 3, 1983, he worked as a full-time trainer at the Sports Medicine Clinic in Seattle. A native of Brigham City, Utah, Rick earned a B.S. from Utah State in health education and followed with a M.S. from the University of Oregon. His baseball background includes four years (1977-81) as a trainer with the Cincinnati Reds affiliate Eugene Emeralds of the Northwest League. Also in Eugene, he served as an instructor and athletic trainer at Winston Churchill High School. In 1982 toured Australia speaking on sports medicine topics. In November of 1994, 1995 & 2000, Rick went to Japan and lectured to the Japanese Baseball Athletic Trainers Society. Rick served as the American League trainer for the All-Star Game in 1987, 1995 & 2001. In December of 1989, he was elected as the AL representative of the Professional Baseball Athletic Trainers Society, a position he held for six years. In October 1996, Rick toured Japan with a group of All-Stars that played Japanese All-Stars in a series of exhibition games. Following the 1999 season the Professional Baseball Athletic Trainers Society named Rick and his staff the Major League Baseball Athletic Training Staff of the Year. He is a member of the American College of Sports Medicine, National Athletic Trainers Society and the National Strength and Conditioning Association. He enjoys hunting, fishing, golf and providing medical coverage at professional rodeos in the off-season.



ROB NODINE

Assistant Athletic Trainer

Rob Nodine enters his first season as an assistant trainer at the Major League level after spending 14 years in the Mariners system. Rob joined the organization in 1993 as trainer at Riverside (A); spent four seasons as a trainer for the Mariners affiliate in the Cal League before moving to double-A in 1997. He spent four years (1997-2001) as the double-A trainer and was the trainer for the West Division Team in the 2001 Texas League All-Star Game. He moved to AAA Tacoma in 2002. Rob received his B.S. degree in Athletic Training from the University of Nevada, Las Vegas in 1992. He worked as a trainer for the baseball, football, basketball and track teams, among others, while a student at UNLV. Nodine is a member of the National Athletic Trainers Association. Rob resides in Peoria, AZ with his wife, Jennifer, and daughters McKenna and Shelby.



TAKAYOSHI MORIMOTO

Assistant Athletic Trainer

"Taka" Morimoto is in his fourth season as an assistant trainer. The Kyoto, Japan, native graduated from the Kansai College of Oriental Medicine in Japan. He worked with the Orix Blue Wave as an Athletic Trainer from 1997-2001. Taka spent the 2002 season working as a trainer with the Peoria Mariners as part of an internship before joining the Mariners in 2004. Morimoto and his wife, Kuniko, reside in Kyoto, Japan in the off-season.



JASON STEERE

Physical Therapist

Jason is in his third season as the Mariners first-ever full-time physical therapist. He was the minor league rehabilitation coordinator for the LA Dodgers in 2003 and 2004 after spending the 2002 season as an intern with the AAA Las Vegas 51s in 2002. The Coon Rapids, MN, native has a BA (in psychology) and an MS (in physical therapy) from the University of South Dakota. He is currently working on a clinical doctorate degree in physical therapy. Jason, and his wife Dawn, reside in Seattle with their daughters Avery (5) and Riley (3).



TED WALSH

Equipment Manager

For Ted Walsh, 2007 is his fifth season with the Mariners, but his 11th as a big league Equipment Manager. Walsh spent six years (1997-2002) as the Cleveland Indians equipment manager, including the 1997 All-Star Game in Jacobs Field. Ted spent the previous 16 years (1981-96) as the assistant equipment manager for the San Francisco 49ers. While with the 49ers, he designed and marketed the "Quick Cleat" tool to quickly substitute cleats on players. Ted, who graduated from Diablo Valley College in 1985, worked the springs of 1982-86 with the Milwaukee Brewers. Ted resides in Seattle with his wife, Cybele.



BILL SEPICH

Assistant Equipment Manager

"Billy" Sepich begins his 13th season with the Mariners organization, his fifth as the assistant equipment manager in the home clubhouse. He began as an assistant in the visiting clubhouse in 1995, and served as the visiting clubhouse manager in 2002. He moved over to the home side beginning in 2003. In addition to assisting with other clubhouse duties, Sepich oversees inventory on much of the baseball equipment and supplies. Sepich, an avid golfer who sports an eight handicap, attended Eastern Illinois University. He resides in Seattle.



ALLEN WIRTALA

Strength and Conditioning Coach

Allen Wirtala begins his 15th season with the Mariners organization, his 13th as the strength and conditioning coach. He is a graduate of Montana State Univ. with a B.S. in Sports Medicine. Allen served as a student trainer from 1989-92 and worked at the Montana Deaconess Medical Center in 1992. He spent the 1993 and 1994 seasons as a trainer with Seattle's Midwest League affiliate in Wisconsin. The native of Geyser, Montana, is a Certified Athletic Trainer as well as a Certified Strength and Conditioning Specialist. Allen also serves as the team's bullpen catcher and throws batting practice. Allen resides in Seattle with his wife, Lyndie, and daughter Alanna Rose.

PRE-GAME WORKOUT SCHEDULE

	12:15	1:05	1:35	2:05	7:05
Mariners hit	9:40	10:30	11:00	11:30	4:30
Visitors hit	10:40	11:30	12:00	12:30	5:30
Mariners infield	11:20	12:10	12:40	1:10	6:10
Visitors infield	11:30	12:20	12:50	1:20	6:20
Field preparation	11:40	12:30	1:00	1:30	6:30



CARL HAMILTON

Video Coordinator

Carl Hamilton is in his 28th season with a Major League club, his 18th with the Mariners organization, all as the teams' Major League video coordinator. Carl's responsibilities include recording every Mariners game and other ML games for scouting and training purposes; videotaping Major League players and pitchers during spring training and the regular season; taping minor league players at spring training; and preparing training, highlight and motivational tapes for the Mariners organization. At the 2005 Winter Meetings, the Professional Baseball Video Coordinators Association (PBVCA) unanimously voted to name an annual award for the top video coordinator after Carl, and awarded him the inaugural Carl Hamilton Award for "his commitment, years of service, excellence and positive impact on the role of video coordinators in Major League Baseball." The award is given annually to the top video coordinator as voted by his peers. Prior to joining the Mariners in 1990, Carl spent 10 years with the Texas Rangers as ML video coordinator. Before his career in baseball, Carl worked as a police officer, in private security and served with the Marine Corps. Carl resides in Kent, WA, with his wife Betty Lou. They have four adult children (Kathleen, Mark, Mike and Kimberly) and seven grandchildren. His son Mike was the 2006 Carl Hamilton Award winner as video coordinator for Colorado and now works as a pro scout for the Rockies.



BOB CHRISTOFFERSON

Head Groundskeeper

Bob Christofferson was hired July 1, 2000 as the Mariners head groundskeeper. Following the 2005 season, Bob was honored with the Harry C. Gill Memorial Award by the Sports Turf Managers Association. The award an individuals long-term service and commitment as well as their professional excellence. Christofferson spent the previous 20 years as the stadium manager and head groundskeeper of Cheney Stadium for the triple-A Tacoma franchise of the Pacific Coast League. His father, Bob, joined the original Cheney Stadium grounds crew in 1960. Christofferson was a three-time winner of the PCL Groundskeeper of the Year Award, including the first-ever award in 1992 and back-to-back honors in 1998 & 1999, despite having to battle the Northwest's fickle weather. His tenure included overseeing the Goodwill Games competition when Cheney Stadium was host to 24 games in six days, the world fastpitch softball championship in 1980 and numerous state high school playoffs. Bob graduated from Stadium HS in Tacoma and Central Washington University, where he played baseball. He was a social studies teacher and varsity baseball coach at Foss HS from 1976-80. Christofferson and his wife, Cyndy, reside in Puyallup with their two children: Tyler and Lauren.

LONGEST MARINERS GAMES — INNINGS

INN.	DATE	OPPONENT	W/L	SCORE	TIME
20*	9/3-4/81	at Boston	W	8-7	6:01
20*	4/13-14/82	at California	L	3-4	6:06
19	8/1/00	vs. Boston	W	5-4	5:34
18	6/24/04	at Texas	L	7-9	5:47
17	5/11/84	at New York	W	4-3	5:02
17	7/30/98	vs. Cleveland	L	8-9	5:23
16	5/15/78	at Detroit	L	2-4	4:30
16	4/11/82	at Oakland (#1)	W	6-3	5:18
16	5/5/91	vs. New York	W	5-4	5:31
16	9/25/92	at Texas	W	4-3	5:08
16	5/4/04	vs. Minnesota	W	4-3	4:48

*Suspended games



CHA SEUNG BAEK (58)

POSITION: Right-Handed Pitcher

AGE: 26, turns 27 May 29

BORN: 5-29-80 in Pusan, Korea

BATS: Right **THROWS:** Right

HEIGHT: 6-4 **WEIGHT:** 220

ML SERVICE: 0 year, 83 days

CONTRACT STATUS: Signed thru 2007

ACQUIRED: Signed as a non-drafted free agent Sept. 25, 1998; signed by Mariners scout Jim Colborn...re-signed as a minor league free agent Feb. 3, 2006.

2006:

- Selected from Tacoma (AAA) on Aug. 22 and made 2006 debut that night as the starter.
- With Seattle, held opponents to a .218 average, including .192 vs. righties; .245 vs. lefties.
- Struck out a career-high six batters in 5.0 innings in first start of the season on Aug. 22 vs. the Yankees, his first ML appearance since Sept. 26, 2004.
- In second start on Aug. 27, kept a no-hitter through 5 1/3 innings before yielding a pair of home runs to David Ortiz and Mike Lowell; picked up his first win since Sept. 26, 2004.
- Won four straight decisions (dating back to win vs. Texas, Sept. 26, 2004) after dropping four consecutive starts (Sept. 2-18 in 2004).
- Placed on the 60-day disabled list Sept. 25 with tendinitis in his right triceps.
- Re-signed as a minor league free agent with Seattle on Feb. 3, 2006.
- Began the season with Tacoma, making 24 starts (12-4, 3.00 ERA and 103 strikeouts, 37 walks).
- In his last 11 AAA starts, was 7-0, 2.43...June 1-Aug. 21 was 8-1, 2.54 in 14 starts (26 ER/92.0 IP).
- Allowed two earned runs or less in 15 of final 24 AAA starts.
- Named "King of the Hill," by the Rainiers coaching staff as the club's best pitcher.
- Finished third among Mariners minor leaguers in ERA and tied for third in wins...12 wins tied for second most in the Pacific Coast League and 3.00 ERA was fourth best.

PERSONAL: Cha (chow) Seung (sung) Baek (beck)...pronounced "cha-sung-beck"...graduated from Pusan High School in Pusan, Korea in 1998...led his team to a second place finish at the 1998 Korean National High School tournament...considered top high school pitching prospect in Korea...also played third base, first base and outfield...was the leading hitter at Pusan H.S. his junior season and the number two home run hitter...was named to the Korean Junior National team in Sept. 1998, where his squad finished third behind Japan and Chinese Taipei.

CAREER: Spent entire career in the Mariners organization...made ML debut Aug. 8, 2004.

1999: Made his professional debut with Peoria (Rookie)...struck out 8 batters over 5.0 innings in first pro start and win against the Rockies on July 18.

2000: Was 4-1 with a 3.86 ERA in 9 home starts with Wisconsin (A)...placed on the disabled list June 2 with a right arm flexor strain...went 5-3 after coming off the DL June 15...listed among *Baseball America's* top-20 Midwest League prospects at the end of the season.

2001: Spent most of the season on San Bernardino's (A) disabled list...made 2 starts before being placed on the DL from April 13-May 14 with soreness in his right elbow...pitched in 3 games, 2 starts, in May before suffering a strained right elbow in his final start of the season, May 25 vs. Midvale...back on DL June 6 through the end of the season.

2002: Missed entire season after undergoing right elbow surgery...participated in the Mariners Fall Instructional League.

2003: Split 2003 season between Inland Empire (A) and San Antonio (AA)...started the season with Inland Empire...won three consecutive starts from April 19-30...on DL from May 8-June 10 with a right elbow inflammation...transferred to San Antonio on July 17...carried a no-hitter into the eighth inning, retiring 21 of the first 22 batters faced, before allowing a single, on July 23...held opponents to one run or less in six of his nine starts.

BAEK'S CAREER HIGHS

MOST STRIKEOUTS:

6 - 8/22/06 vs. NYY

LOW-HIT GAME: None

LONGEST WINNING STREAK:

4 - 9/26/04-9/8/06

LONGEST LOSING STREAK:

4 - 9/2-18/04

MOST INNINGS PITCHED:

STARTER: 8.0 - 9/26/04 at TEX

RELIEVER: 2.0 - 8/28/04 vs. KC

2004: Recalled on Aug. 6, making his Major League debut on Aug. 8 at Tampa Bay, pitching one shutout inning...optioned back to Tacoma on Aug. 10...one of 15 players to make Major League debut with Seattle in 2004...one of 10 players born in Korea to play in the Major Leagues...recalled to Seattle on Aug. 28 and finished the year in the Majors...picked up first ML win, tossing 2.0 shutout innings in 12-inning win in Game #2 vs. KC, Aug. 28...lost 8-6 in 1st ML start, Sept. 2 at Toronto, allowing 6 runs in the second inning (2.2,8,8,8,0,4,2HR)...had a season-high four-game losing streak, Sept. 2-18...tossed a season-high 8.0 scoreless innings allowing only three hits while striking out four to pick up his second win in final start of the season on Sept. 26 at TEX...spent majority of the year with Tacoma...allowed three earned runs or less in 9 of his 11 starts...on the DL May 16-July 10 with a strained middle finger on his right hand...made two rehab starts with Peoria, July 2 and 7 (7.0,3,2,1,1,5)...made one start with San Antonio immediately following his disabled list stint, tossing 5.0 shutout innings on July 11.

2005: Spent full season with Tacoma...won first two starts (April 9 & 14) but left April 20 start after one inning and was placed on the DL the next day...on DL April 21-May 10 with a right elbow strain...won back-to-back starts May 21 & 27 and three consecutive starts June 17-27 to run record to 7-2...lost six straight decisions July 8 - Aug. 10...won (in relief) Aug. 15, tossing 6.2 shutout innings...appeared in relief Aug. 21 (1.2 IP) but was placed on the DL Aug. 22...on DL Aug. 22-Sept. 2 with a right triceps strain...was activated and appeared in relief on Sept. 2 (2.0 IP) and Sept. 5 (1.0 IP)...finished year 1-0, 2.13 in four relief appearances (12.2 IP, 3 ER) and 7-8, 6.95 in 21 GS...designated for assignment on Dec. 14 and declared for free agency on Dec. 21.

POSTSEASON EXPERIENCE: None.

HOW THE 2007 MARINERS WERE BUILT

Trades (8)

Ben Broussard	From Cleveland in exchange for Shin-Soo Choo (of) and a PTBNL, (Shawn Nottingham) July 26, 2007.
Sean Green	From Colorado in exchange for Aaron Taylor, Dec. 20, 2004.
Jon Hüber	From San Diego in exchange for Dave Hanson (dh), July 30, 2004.
Michael Morse	From Chicago (AL) with Miguel Olivo (c) and Jeremy Reed (of) in exchange for Freddy Garcia (rhp) and Ben Davis (c), June 27, 2004.
Horacio Ramirez	From Atlanta in exchange for Rafael Soriano (rhp), Dec. 7, 2006.
Jeremy Reed	From Chicago (AL) with Miguel Olivo (c) and Michael Morse (inf) in exchange for Freddy Garcia (rhp) and Ben Davis (c), June 27, 2004.
Jose Vidro	From Washington in exchange for Emiliano Fruto (rhp) and Chris Snelling (of), Dec. 18, 2006.
Sean White	From Pittsburgh in exchange for cash considerations, Dec. 7, 2006.

Free Agent Draft (10)

	Draft	Phase	Round
Willie Bloomquist	6/99	Reg.	3rd
Ryan Felerabend	6/03	Reg.	3rd
Michael Garcíaparra	6/01	Reg.	1st
Adam Jones	6/03	Reg.	1st
Bryan Lahair	6/02	Reg.	39th
Mark Lowe	6/04	Reg.	4th
Eric O'Flaherty	6/03	Reg.	6th
J.J. Putz	6/99	Reg.	6th
Rene Rivera	6/01	Reg.	2nd
Michael Wilson	6/01	Reg.	2nd

Free Agency (10)

Miguel Batista	Signed as a Free Agent, Jan. 4, 2007.
Adrian Beltre	Signed as a Free Agent, Dec. 17, 2004.
Jose Guillen	Signed as a Free Agent, Dec. 4, 2006.
Raul Ibanez	Signed as a Free Agent, Nov. 19, 2003.
Kenji Johjima	Signed as a Free Agent, Nov. 21, 2005.
Chris Reitsma	Signed as a Free Agent, Jan. 10, 2007.
Richie Sexson	Signed as a Free Agent, Dec. 15, 2004.
Ichiro Suzuki	Signed as a Free Agent, Nov. 18, 2000.
Jarrod Washburn	Signed as a Free Agent, Dec. 19, 2005.
Jeff Weaver	Signed as a Free Agent, Jan. 30, 2007.

Non-Drafted Free Agent (9)

Wladimir Balentien	Signed July 14, 2000.
Yuniesky Betancourt	Signed Jan. 26, 2005.
Travis Blackley	Signed Oct. 29, 2000.
Felix Hernandez	Signed July 4, 2002.
Cesar Jimenez	Signed July 2, 2001.
Jose Lopez	Signed July 2, 2000.
Julio Mateo	Signed May 15, 1996.
Oswaldo Navarro	Signed Aug. 12, 2001.
Ryan Rowland-Smith	Signed Nov. 19, 2000.

Minor League Free Agent (2)

George Sherrill	Signed as a free agent, July 2, 2003.
Cha Seung Baek	Signed as a free agent, Feb. 3, 2006.

Waiver Claim (1)

Jacob Woods	Claimed on waivers from Los Angeles Angels of Anaheim, Dec. 20, 2005.
-------------	-----------------------------------------------------------------------

BAEK's PLAYING RECORD

YEAR	CLUB	W-L	ERA	G	GS	CG	SH	SV	IP	H	R	ER	HR	BB	SO	WP	BK	
1999	Peoria	3-0	3.67	8	4	0	0	0	27.0	30	13	11	11	6	25	2	3	
2000	Wisconsin	8-5	3.95	24	24	0	0	0	127.2	137	71	56	56	36	99	6	0	
2001	San Bernardino	1-0	3.43	5	4	0	0	0	21.0	17	10	8	8	2	16	0	0	
2002	Injured - Did Not Pitch																	
2003	Inland Empire	5-1	3.65	13	10	0	0	1	56.2	55	27	23	3	9	50	1	1	
	San Antonio	3-3	2.57	9	9	0	0	0	56.0	49	18	16	2	17	46	0	0	
2004	Tacoma	5-4	4.21	14	14	0	0	0	72.2	85	41	34	7	24	56	2	0	
	Peoria#	0-0	1.29	2	2	0	0	0	7.0	3	2	1	0	1	5	1	0	
	San Antonio	0-0	0.00	1	1	0	0	0	5.0	2	0	0	0	0	5	0	0	
	SEATTLE	2-4	5.52	7	5	0	0	0	31.0	35	23	19	5	11	20	2	0	
2005	Tacoma	8-8	6.41	25	21	0	0	0	113.2	147	87	81	19	36	73	6	0	
2006	Tacoma	12-4	3.00	24	24	0	0	0	147.0	133	57	49	17	37	103	5	0	
	SEATTLE	4-1	3.67	6	6	0	0	0	34.1	26	15	14	6	13	23	1	0	
ML Totals		6-5	4.55	13	11	0	0	0	65.1	61	38	33	11	24	43	3	0	

DETAILED BREAKDOWN

2006						CAREER						CAREER BY BALLPARK							
W-L	ERA	G	IP	H	ER	W-L	ERA	G	IP	H	ER	W-L	ERA	G	IP	H	ER		
1-0-0	3.18	1	5.2	2	2	Baltimore	—	—	—	—	—	Camden Yards	—	—	—	—	—		
—	—	—	—	—	—	Boston	1-0-0	3.18	1	5.2	2	2	Fenway Park	—	—	—	—		
—	—	—	—	—	—	Chi. White Sox	—	—	—	—	—	—	U.S. Cellular Field	—	—	—	—		
—	—	—	—	—	—	Cleveland	0-1-0	1.80	1	5.0	8	1	Jacobs Field	—	—	—	—		
—	—	—	—	—	—	Detroit	—	—	—	—	—	—	Comerica Park	—	—	—	—		
—	—	—	—	—	—	Kansas City	1-0-0	0.00	1	2.0	1	0	Kauffman Stadium	—	—	—	—		
—	—	—	—	—	—	L.A. Angels	0-1-0	6.43	1	7.0	8	5	Angel Stadium of Anaheim	—	—	—	—		
—	—	—	—	—	—	Minnesota	—	—	—	—	—	—	Metrodome	—	—	—	—		
0-0-0	5.40	1	5.0	3	3	N.Y. Yankees	0-0-0	5.40	1	5.0	3	3	Yankee Stadium	—	—	—	—		
—	—	—	—	—	—	Oakland	0-1-0	8.44	1	3.1	6	5	McAfee Coliseum	—	—	—	—		
—	—	—	—	—	—	Seattle	—	—	—	—	—	—	Safeco Field	3-4-0	4.91	8	40.1	39	22
1-0-0	1.35	1	6.2	6	1	Tampa Bay	1-0-0	1.17	2	7.2	7	1	Tropicana Field	1-0-0	1.17	2	7.2	7	1
2-0-0	1.32	2	13.2	8	2	Texas	3-0-0	0.83	3	21.2	11	2	Ameriquest Field	2-0-0	1.23	2	14.2	7	2
0-1-0	16.20	1	3.1	7	6	Toronto	0-2-0	21.00	2	6.0	15	14	Rogers Centre	0-1-0	27.00	1	2.2	8	8
—	—	—	—	—	—	Arizona	—	—	—	—	—	—	Chase Field	—	—	—	—		
—	—	—	—	—	—	Atlanta	—	—	—	—	—	—	Turner Field	—	—	—	—		
—	—	—	—	—	—	Chi. Cubs	—	—	—	—	—	—	Wrigley Field	—	—	—	—		
—	—	—	—	—	—	Cincinnati	—	—	—	—	—	—	Great American Ball Park	—	—	—	—		
—	—	—	—	—	—	Colorado	—	—	—	—	—	—	Cors Field	—	—	—	—		
—	—	—	—	—	—	Florida	—	—	—	—	—	—	Dolphin Stadium	—	—	—	—		
—	—	—	—	—	—	Houston	—	—	—	—	—	—	Minute Maid Park	—	—	—	—		
—	—	—	—	—	—	L.A. Dodgers	—	—	—	—	—	—	Dodger Stadium	—	—	—	—		
—	—	—	—	—	—	Milwaukee	—	—	—	—	—	—	Miller Park	—	—	—	—		
—	—	—	—	—	—	N.Y. Mets	—	—	—	—	—	—	Shea Stadium	—	—	—	—		
—	—	—	—	—	—	Philadelphia	—	—	—	—	—	—	Citizens Bank Park	—	—	—	—		
—	—	—	—	—	—	Pittsburgh	—	—	—	—	—	—	PNC Park	—	—	—	—		
—	—	—	—	—	—	St. Louis	—	—	—	—	—	—	Busch Stadium II	—	—	—	—		
—	—	—	—	—	—	San Diego	—	—	—	—	—	—	PETCO Park	—	—	—	—		
—	—	—	—	—	—	San Francisco	—	—	—	—	—	—	AT&T Park	—	—	—	—		
—	—	—	—	—	—	Washington	—	—	—	—	—	—	RFK Stadium	—	—	—	—		
2-1-0	4.71	4	21.0	16	11	at Home	3-4-0	4.91	8	40.1	39	22	—	—	—	—	—		
2-0-0	2.03	2	13.1	10	3	Road	3-1-0	3.96	5	25.0	22	11	—	—	—	—	—		
—	—	—	—	—	—	Pre-ASG	—	—	—	—	—	—	—	—	—	—	—		
4-1-0	3.67	6	34.1	26	14	Post-ASG	6-5-0	4.55	13	65.1	61	33	—	—	—	—	—		
4-1-0	3.67	6	34.1	26	14	Starter	5-5-0	4.76	11	62.1	59	33	—	—	—	—	—		
—	—	—	—	—	—	Relief	1-0-0	0.00	2	3.0	2	0	—	—	—	—	—		
—	—	—	—	—	—	in March	—	—	—	—	—	—	—	—	—	—	—		
—	—	—	—	—	—	April	—	—	—	—	—	—	—	—	—	—	—		
—	—	—	—	—	—	May	—	—	—	—	—	—	—	—	—	—	—		
—	—	—	—	—	—	June	—	—	—	—	—	—	—	—	—	—	—		
—	—	—	—	—	—	July	—	—	—	—	—	—	—	—	—	—	—		
1-0-0	4.22	2	10.2	5	5	August	2-0-0	3.29	4	13.2	7	5	—	—	—	—	—		
3-1-0	3.42	4	23.2	21	9	September	4-5-0	4.88	9	51.2	54	28	—	—	—	—	—		
—	—	—	—	—	—	October	—	—	—	—	—	—	—	—	—	—	—		

BAEK's CAREER TRANSACTIONS

- Signed by Seattle as a non-drafted free agent Sept. 25, 1998.
- Declared a free agent (non-tendered) on Dec. 21, 2005.
- Signed by Seattle as a minor league free agent Feb. 3, 2006.
- On disabled list with tendinitis in his right triceps, Sept. 25, 2006-end of season.



VLADIMIR BALENTIEN (50)

POSITION: Outfielder

AGE: 21, turns 22 July 2 **BORN:** 7-2-84 in Willemstad, Curacao

BATS: Right **THROWS:** Right **HEIGHT:** 6-2 **WEIGHT:** 190

ML SERVICE: None

CONTRACT STATUS: Signed thru 2007

ACQUIRED: Signed as a non-drafted free agent July 14, 2000; signed by Mariners scout Karel Williams.

2006

- Spent the entire season with San Antonio (AA), leading all Mariner farmhands with 22 home runs and 82 RBI.
- Named to the Texas League All-Star team and won the league's Home Run Derby.
- Had 7 home runs and 19 RBI in May while batting .278.
- Tallied four hits twice, May 26 (4x5) and June 22 (4x4).
- Cracked season-high two home runs vs. Corpus Christi on May 20.
- Hit safely in 15 of first 20 games...had a season-high best seven-game hitting streak from June 16-25.
- Notched a hit in eight of nine games from July 12-21 (12x33/.364).

PERSONAL: Vladimir (VLAD-im-eer) Ramon Balentien (bal-en-TEEN)...resides in Willemstad, Curacao with daughter Jenilee...on the provisional roster for the Netherlands for the inaugural World Baseball Classic...also represented the Dutch national team in the 2004 Athens Olympics.

CAREER: Spent entire pro career in the Mariners organization.

2000: Played in the Dominican League.

2001: Hit .206 in 53 games with Aguirre of the Venezuelan League.

2002: Named Venezuelan Team's Most Valuable Player by Mariners organization...batted .283 (54x191) with 10 home runs and 39 RBI in 58 games.

2003: Appeared in 50 games with Peoria...led the league in home runs (16), slugging percentage (.658), extra-base hits (33) and finished second in RBI (52)...hit safely in 33 of 50 games, including 16 multi-hit games...ended the season with a seven-game hitting streak...named Peoria's Most Valuable Player by the Seattle Mariners.

2004: Started season with Wisconsin...named Midwest League Player of the Week twice, May 17-23 and June 28-July 3...on disabled list from May 6-13...still led team with 15 home runs...had 19 multi-hit games, including a season-high four hits on June 14 at Dayton...hit a grand slam on June 17 vs. Dayton...promoted to Inland Empire on Aug. 27...hit .429 (9x21) with five runs scored, four doubles, two home runs and six RBI in 10 post-season games with IE...played for the Dutch Olympic Team in Athens, Greece in the 2004 Summer Olympics, appearing in six games (2x15/.133, HR, 2 RBI, 2 R, BB, 6 K)...named Wisconsin's Most Valuable Player by the Seattle Mariners.

2005: Spent first full season at high-A Inland Empire...led club in doubles, triples, home runs and extra-base hits (71)...set career highs in batting average, games, at-bats, runs, hits, doubles, triples, HR and RBI...hit .310 with runners on base, and .318 with MISP...named to the Cal League mid-season All-Star Team...hit .354 (51x144) from Aug. 1 to the end of the season.

POSTSEASON EXPERIENCE: None.

BALENTIEN'S PLAYING RECORD

YEAR CLUB	AVG.	G	AB	R	H	2B	3B	HR	RBI	SH	SF	HB	BB	SO	SB-CS	E	OBP
2003 Peoria	.283	50	187	42	53	12	5	16	52	1	3	3	22	55	4-2	3	.363
2004 Wisconsin	.277	76	260	39	72	12	3	15	46	3	1	3	12	77	10-2	4	.315
Inland Empire	.289	10	38	5	11	1	0	2	5	0	0	0	4	10	1-0	1	.357
2005 Inland Empire	.291	98	492	76	143	38	8	25	93	1	7	6	33	160	9-2	8	.338
2006 San Antonio	.230	121	444	76	102	23	1	22	82	4	0	4	70	140	14-7	11	.337

BALENTIEN'S CAREER TRANSACTIONS

— Signed by Seattle as a non-drafted free agent July 14, 2000.



MIGUEL BATISTA (43)

POSITION: Right-Handed Pitcher

AGE: 35, turns 36 Feb. 19 **BORN:** 2-19-71 in Santo Domingo, DR

BATS: Right **THROWS:** Right **HEIGHT:** 6-1 **WEIGHT:** 197

ML SERVICE: 9 years, 45 days

CONTRACT STATUS: Signed thru 2009

ACQUIRED: Signed as free agent Dec. 14, 2006.

2006:

- Tossed a career-high 206.1 innings with Arizona in 34 games, a career-high 33 starts.
- Arizona was 19-14 in his 33 starts.
- Matched career high with 11 wins.
- Induced 32 GIDP, tied for 1st in the NL (Willis/FLA) and tied for third in the Majors.
- Pitched 7.0 or more innings in 12 starts, posting a 7-1, 2.54 mark (92.0 IP, 6 ER).
- Was 6-3, 3.77 in 16 starts away from Chase Field.
- Was 2-1 in three interleague starts.
- Won three straight starts, May 24-June 4 (21.2 IP, 6 ER / 2.49 ERA).
- Matched career-high (third time) with four consecutive wins, June 25-Aug. 9; was 4-0, 3.84 in 12 starts from June 25-Sept. 1.
- Tossed three complete games (May 30, July 1 & July 19), posting a 3-0, 1.00 mark (27.0 IP, 3 ER) in those games, including a CG shutout vs. Los Angeles July 19.
- Retired first 20 batters faced July 1 at OAK; finished with CG 3-hitter in 7-2 win.
- Only relief appearance was in his final game of the season, Oct. 1 vs. San Diego (0.1 IP).

PERSONAL: Miguel (me-GEL) Jerez Batista (buh-TEE-sta) Decartes...resides in Weston, FL...is a native of Santo Domingo, Dominican Republic, where he graduated from Nuevo Horizontes High School in 1986 in San Pedro de Macoris...Miguel spent five-years writing his first published novel "The Avenger of Blood"...also authored a book of poetry titled "Sentimientos en Blanco y Negro" ("Feelings in Black and White")...is the first Latin American pro player to ever publish a book of poetry...named the #1 Good Guy in Major League Baseball by *The Sporting News* for his off-field contributions...recognized for his work with Native Americans in Arizona, generating relationships within the Indian community and committing \$50,000 to become the first player to build a baseball field on tribal land...the field was dedicated on Aug. 5, 2003, in Sacaton, AZ...visits tribes, sleeps in their housing, eats their food and relays the teachings of his Carib Indian grandmother...Miguel was named to the Dominican Republic pitching staff for the inaugural World Baseball Classic.

CAREER: Major League career began with Pittsburgh in 1992 and includes stints with Florida (1996), the Chicago Cubs (1997), Montreal (1998-2000), Kansas City (2000), Arizona (2001-2003, 2006) and Toronto (2004-2005).

1988: Signed with Montreal as a non-drafted free agent on Feb. 29, 1988...spent season with the Expos' Rookie League club in the Dominican Republic.

1989: Spent second season with the Expos' Rookie League club in Dominican Republic.

1990: Made 12 appearances with Gulf Coast (Rookie) and Rockford.

1991: Surrendered just one home run in 133.2 innings of work with Rockford (A).

1992: Opened season on Pittsburgh's Major League after being a Rule V selection the previous December...pitched once, allowing 2 runs in 2.0 innings at Philadelphia on April 11 and was returned to the Montreal organization on April 23...made 24 starts for West Palm Beach (A) upon his return.

1993: Finished second in the Eastern League with 13 victories for Harrisburg (AA).

1994: Appeared in just 3 games for Harrisburg due to a season-long stint on the disabled

BATISTA'S CAREER HIGHS

MOST STRIKEOUTS: 11 - twice;
last done 4/6/06 at COL (with ARI)

LOW-HIT GAME: 3 - three times;
last done 7/1/06 at OAK (with ARI)

LONGEST WINNING STREAK: 4 - three times;
last 6/25-8/9/06 (with ARI)

LONGEST LOSING STREAK: 6 - twice;
last done 5/23/00-5/4/01 (with KC & ARI)

MOST INNINGS PITCHED:

STARTER: 9.0 - 10 times;
last done 7/19/06 vs. LAD (with ARI)

RELIEVER: 5.0 - twice;
last done 8/22/98 vs. CIN (with MON)

list with a right shoulder strain.

- 1995:** Split the year between starting and relieving for Charlotte (AAA), in first year in Marlins organization.
- 1996:** Spent most of year with Charlotte, but was recalled on Aug. 8 and made Marlins debut with a scoreless 9th vs. the Mets...was first big league action since the '92 season.
- 1997:** Spent lone season with the Cubs organization...opened year with Iowa (AAA), appearing in 31 games (14 starts)...had contract purchased Aug. 10 and spent the final six weeks with Chicago, going 0-5 with a 5.70 ERA in 11 games (6 starts)...first Major League start was a 2-1 loss in Los Angeles on Aug. 11.
- 1998:** Proved versatile in first full season in the Majors with Montreal, working mainly in relief but making 13 starts, going 2-2 with a 3.08 ERA in that role...posted first ML win May 15 at LA, tossing 7.2 innings of a 4-2 triumph, his 33rd big league appearance.
- 1999:** Worked as a starter, long reliever and set-up man...made start in Montreal's home opener vs. the Mets, working 7.1 innings in a 5-1 victory...fired his first career complete game on April 14 vs. the Brewers, tossing a 6-hitter in a 15-1 win...spent 25 days on the disabled list with a strained left oblique muscle from July 16-Aug. 9...after starting career 0-for-42 at the plate, snapped 0'fer with an infield hit on April 8...hit first home run of his career May 24 at Philadelphia, hitting a 2-run shot off of Joel Bennett in the fifth inning...earned his first career save Oct. 2 at Philadelphia with 3.0 innings.
- 2000:** Began year with Montreal but was traded to Kansas City on April 25 for pitcher Brad Rigby...tossed 4.0 shutout innings of 1-hit ball in his KC debut to defeat Seattle and earned a spot in the starting rotation, appearing 9 times but going 1-6 with a 6.56 ERA... returned to bullpen duty, working 4 times before being designated for assignment on June 28...outrighted to Omaha (AAA) on July 7.
- 2001:** Served in a variety of roles with Arizona, opening the year in bullpen and finishing as an integral part of the rotation...allowed just 6 earned runs over final 25.1 regular-season innings (2.13 ERA)...first win as a starter came July 16 in his ninth start of season, a 5-3 triumph at Seattle; first win as a starter since May 17, 2000...in relief, retired 24 of 30 first batters he faced, including 16 in a row from June 2-Sept. 26, 2001.
- 2002:** Worked in relief in 6 of his first 7 outings...beginning April 27, made 28 starts over final 29 appearances...was 8-9 in his starts but offense scored 3 runs or less in each of the losses, totaling 17 runs...tossed 9.0 innings of 1-hit, shutout ball on May 28, the lone knock a fourth inning single by Jeff Kent but left with ND...posted a pair of interleague wins: had a 7-5 win in Fenway Park on June 7, then won 9-5 at Yankee Stadium, Arizona's first-ever win in six tries in the Bronx...hit second career home run, a solo shot off of Los Angeles' Kazuhisa Ishii, on June 2 in Dodger Stadium.
- 2003:** Finished 12th in the NL in ERA (3.54) and established personal bests in strikeouts (142) and innings (193.1)...made first six appearances out of bullpen, then made first start April 16...involved in a bench-clearing brawl in St. Louis on April 20 and subsequently suspended for 10 games (May 23-June 2)...tossed a 5-hit shutout in San Diego on July 18, his second career shutout (first since June 5, 1999, at Toronto as an Expo)...absorbed a 3-2 defeat in Florida on July 28 despite posting a career-high 11 strikeouts, his first career double-digit strikeout game.
- 2004:** Signed with Toronto where he was 10-13, 4.80 in 38 games, the second-highest win total on the team and one short of his career-high...began season in starting rotation and made 31 starts with 2 complete games and a shutout... allowed 3 or fewer earned runs in 18 of his last 28 starts...tossed sixth career complete game (first in AL) May 2 at Chicago White Sox, but dropped a 3-2 decision...pitched complete-game shutout, allowing 4 hits and fanning 8, the third of his ML career, on June 9 vs. the Dodgers...his 1.93 ERA in June was the second lowest in the AL (8 ER, 37.1 IP)...moved to bullpen in September, making 7 appearances, and was 5-for-5 in save opportunities...made first relief outing on Sept. 18 vs. Tampa Bay and collected first ML save since Oct. 2, 1999 at Philadelphia.
- 2005:** Spent first full season as a closer and converted 31 of 39 save opps, while posting a 5-8 mark and 4.10 ERA in a career-high 71 appearances...31 saves ranked 10th in the A.L....5 wins led all Toronto relievers, while 8 losses ranked second among AL relievers...finished 62 games, third in the A.L....just sixth Blue Jay pitcher to notch 30+ saves, the first since Kelvin Escobar had 38 in 2002...finished 10th in the AL Reliefs Relief Man standings with 77 points...recorded 10 saves of over an inning, and worked 1.0 inning or more in 57 of his 71 appearances...he tossed a season high 2.0 innings on

BATISTA (continued)

four occasions, surrendering just 1 earned run in those games (1.12 ERA)...saved 15 of his first 16 opportunities, including a season-high 13 straight from April 12-July 7 from April 12-June 7 surrendered just 2 earned runs in 18.2 innings (spanning 19 appearances) an 0.96 ERA...pitched in his 300th career game April 23 at Baltimore...notched 7 saves in both August and Sept., his highest total in a month...prior to the All-Star Break was 4-2 with 15 saves in 17 opportunities and a 2.97 ERA in 37 appearances...after the break was 1-6 with 16 saves and 22 opportunities and a 5.35 ERA in 34 appearances...retired 51 of the 71 first batters he faced and stranded 22 of the 31 runners he inherited...collected 30th save in spectacular fashion Sept. 24 in Yankee Stadium: entered with a 7-4 lead but with the bases loaded in the last of the eighth and fanned Jason Giambi to escape that jam, then struck out Gary Sheffield, Hideki Matsui and Jorge Posada in the ninth to wrap up the victory...only pitcher in 2005 that earned a save in which he faced at least 4 batters and struck out every one...only Eric Gagne and Brad Lidge had such saves in 2004, while last American Leaguer was the Blue Jays Trevor Miller vs. Baltimore in July 2003.

POSTSEASON EXPERIENCE: Started third and final game of the 2002 NLDS for Arizona vs. St. Louis, dropping a 6-3 decision in Busch Stadium...made six appearances for Arizona in 2001, his first career post-season...worked once in relief and once as a starter in each round...appeared in relief in Game #2 of the NLDS vs. St. Louis then followed just two nights later with a win as the starter in Game #3 at Busch Stadium, tossing 6.0 frames in the 5-3 victory...one loss occurred as starter in Game #2 of the NLCS vs. Atlanta, dropping an 8-1 decision...surrendered a home run to Marcus Giles on the first pitch of the game, the third game-opening homer in NLCS history, then settled in and kept the Braves off the board until Javy Lopez hit a 2-run shot in the seventh...started Game #5 of the World Series at Yankee Stadium and responded with 7.2 shutout innings, his longest outing of 2001; threw 126 pitches and left with a 2-0 lead, but the Yanks tied the game with 2 out in the ninth and took a 3-2 series lead when they snapped the tie in the 12th...appeared in Game #7, retiring only Yankee he faced, to help set the stage for Arizona's ninth inning heroics...in all, worked 21.2 innings in the post-season allowing 6 earned runs for a 2.49 ERA while limiting opposing hitters to an overall .173 average.

BATISTA'S CAREER PLAYING RECORD

YEAR TEAM	W-L	ERA	G	GS	CG	SHO	SV	IP	H	R	ER	HR	BB	SO	WP	BK
1990 GCL Expos	4-3	2.06	9	6	0	0	0	39.1	33	16	9	0	17	21	1	1
Rockford	0-1	8.76	3	2	0	0	0	12.1	16	13	12	2	5	7	3	0
1991 Rockford	11-5	4.04	23	23	2	1	0	133.2	126	74	60	1	57	90	12	2
1992 PITTSBURGH	0-0	9.00	1	0	0	0	0	2.0	4	2	2	1	3	1	0	0
West Palm Beach	7-7	3.79	24	24	1	0	0	135.1	130	69	57	3	54	92	9	4
1993 Harrisburg	13-5	4.34	26	26	0	0	0	141.0	139	79	68	11	86	91	10	0
1994 Harrisburg	0-1	2.38	3	3	0	0	0	11.1	8	3	3	0	9	5	2	0
1995 Charlotte	6-12	4.80	34	18	0	0	0	116.1	118	79	62	11	60	58	12	1
1996 Charlotte	4-3	5.38	47	2	0	0	4	77.0	93	57	46	4	39	56	16	1
FLORIDA	0-0	5.56	9	0	0	0	0	11.1	9	8	7	0	7	6	1	0
1997 Iowa	9-4	4.20	31	14	2	2	0	122.0	117	60	57	19	38	95	8	1
CHICAGO (NL)	0-5	5.70	11	6	0	0	0	36.1	36	24	23	4	24	27	2	0
1998 MONTREAL	3-5	3.80	56	13	0	0	0	135.0	141	66	57	12	65	92	6	1
1999 MONTREAL	8-7	4.88	39	17	2	1	1	134.2	146	88	73	10	58	95	6	0
#Ottawa	0-1	2.25	3	3	0	0	0	8.0	3	2	2	1	4	7	0	0
2000 MONTREAL	0-1	14.04	4	0	0	0	0	8.1	19	14	13	2	3	7	0	0
KANSAS CITY	2-6	7.74	14	9	0	0	0	57.0	66	54	49	17	34	30	4	0
Omaha	2-2	6.04	18	1	0	0	3	28.1	35	20	19	6	7	27	2	0
2001 ARIZONA	11-8	3.36	48	18	0	0	0	139.1	113	57	52	13	60	90	6	0
2002 ARIZONA	8-9	4.29	36	29	1	0	0	184.2	172	99	88	12	70	112	9	2
2003 ARIZONA	10-9	3.54	36	29	2	1	0	193.1	197	85	76	13	60	142	7	0
2004 TORONTO	10-13	4.80	38	31	2	1	5	198.2	206	115	106	22	96	104	12	0
2005 TORONTO	5-8	4.10	71	0	0	0	31	74.2	80	39	34	9	27	54	3	1
2006 ARIZONA	11-8	4.58	34	33	3	1	0	206.1	231	116	105	18	84	110	14	0
AL Totals	17-27	5.15	123	40	2	1	36	330.1	352	208	189	48	157	188	19	0
NL Totals	51-52	4.16	274	145	8	3	1	1052.0	1068	59	496	85	434	692	37	4
ML TOTALS	68-79	4.46	397	185	10	4	37	1381.2	1420	767	685	133	591	870	70	4

BATTING	AVG.	AB	R	H	2B	3B	HR	RBI	SH	SF	HB	BB	SO
Career	.095	284	19	27	5	0	2	9	23	1	0	11	160

Last Hit — 8/9/06 vs. SF Home Runs — 6/2/02 at LAD & 5/24/99 @PHI

DIVISION SERIES

YEAR	CLUB, OPP	W-L	ERA	G	GS	CG	SH	SV	IP	H	R	ER	HR	BB	SO	WP	BK
2001	ARI vs. STL	1-0	2.70	2	1	0	0	0	6.2	3	2	2	1	1	4	0	0
2002	ARI vs. STL	0-1	9.82	1	1	0	0	0	3.2	5	4	4	0	3	1	0	0
DS Totals		1-1	5.23	3	2	0	0	0	10.1	8	6	6	1	4	5	0	0

CHAMPIONSHIP SERIES

YEAR	CLUB, OPP	W-L	ERA	G	GS	CG	SH	SV	IP	H	R	ER	HR	BB	SO	WP	BK
2001	ARI vs. STL	0-1	5.14	2	1	0	0	0	7.0	5	4	4	2	2	3	0	0

WORLD SERIES

YEAR	CLUB, OPP	W-L	ERA	G	GS	CG	SH	SV	IP	H	R	ER	HR	BB	SO	WP	BK
2001	ARI vs. NYY	0-0	0.00	2	1	0	0	0	8.0	5	0	0	0	5	6	1	0

WORLD BASEBALL CLASSIC

YEAR	CLUB	W-L	ERA	G	GS	CG	SH	SV	IP	H	R	ER	HR	BB	SO	WP	BK
2006	Dominican Republic	1-0	10.80	2	0	0	0	0	3.1	5	4	4	2	1	2	0	0

DETAILED BREAKDOWN

2006							CAREER					CAREER BY BALLPARK							
W-L-S	ERA	G	IP	H	ER		W-L-S	ERA	G	IP	H	ER	W-L-S	ERA	G	IP	H	ER	
---	---	---	---	---	---	Baltimore	0-3-5	7.86	17	26.1	35	23	Carleiden Yards	0-0-4	5.40	7	8.1	8	5
---	---	---	---	---	---	Boston	4-4-2	6.61	16	47.2	64	35	Fenway Park	1-3-2	6.67	10	27.0	37	20
---	---	---	---	---	---	Chicago	0-1-1	2.93	7	30.2	22	10	US Cellular Field	0-1-1	2.89	2	9.1	6	3
---	---	---	---	---	---	Cleveland	0-3-1	9.42	8	28.2	33	30	Jacobs Field	0-3-0	12.33	4	15.1	20	21
---	---	---	---	---	---	Detroit	0-2-2	4.30	7	23.0	23	11	Comerica Park	0-1-0	4.70	2	7.2	12	4
---	---	---	---	---	---	Kansas City	1-0-0	0.00	2	3.1	1	0	Kauffman Stadium	1-3-0	9.79	10	34.0	46	37
1-0-0	7.71	1	7.0	7	6	Los Angeles	2-2-2	6.17	8	23.1	30	16	Angel Stadium of Anaheim	0-0-2	0.00	2	2.0	0	0
---	---	---	---	---	---	Minnesota	2-0-0	1.71	5	21.0	11	4	Metrodome	1-0-0	1.29	3	14.0	9	2
---	---	---	---	---	---	New York	2-2-6	4.58	16	37.1	45	19	Yankee Stadium	1-2-4	6.35	7	17.0	21	12
1-0-0	2.00	1	9.0	3	2	Oakland	2-2-2	5.72	13	45.2	47	29	McAfee Coliseum	2-0-1	1.73	6	26.0	14	5
---	---	---	---	---	---	Seattle	3-2-4	5.54	9	26.0	25	16	Saleco Field	1-0-1	4.26	2	6.1	5	3
0-1-0	10.80	1	5.0	11	6	Tampa Bay	4-4-7	3.77	20	43.0	48	18	Tropicana Field	2-2-3	3.52	10	23.0	25	9
---	---	---	---	---	---	Texas	1-3-0	5.20	7	27.2	29	16	Ameriquest Field	0-2-0	7.71	4	11.2	17	10
---	---	---	---	---	---	Toronto	1-2-0	1.10	3	16.1	12	2	Rogers Centre	13-11-15	4.60	63	174.0	183	89
---	---	---	---	---	---	Arizona	0-1-9	3.12	3	8.2	7	3	Chase Field	20-14-0	4.48	81	345.1	359	172
1-0-0	5.68	2	12.2	15	8	Atlanta	4-4-0	5.03	16	54.1	82	34	Turner Field	3-3-0	4.59	9	33.1	38	17
1-0-0	1.29	1	7.0	8	1	Chicago	2-2-2	6.27	17	47.1	54	33	Wrigley Field	0-4-2	6.15	14	41.0	43	28
---	---	---	---	---	---	Cincinnati	3-0-0	2.45	13	40.1	38	11	Great American	0-0-0	1.50	1	6.0	9	1
1-1-0	2.83	5	28.2	28	9	Colorado	5-2-0	5.10	23	95.1	105	54	Cors Field	2-1-0	7.11	12	44.1	59	35
---	---	---	---	---	---	Florida	2-4-0	3.40	14	55.2	46	21	Dolphin Stadium	1-3-0	5.02	13	28.2	27	16
0-0-0	7.59	2	10.2	14	9	Houston	2-3-0	4.53	11	45.2	51	23	Minute Maid Park	1-0-0	4.20	4	15.0	17	7
3-0-0	2.70	4	30.0	21	9	Los Angeles	8-6-0	3.00	30	144.0	126	48	Dodger Stadium	4-6-0	3.45	16	66.0	77	33
0-0-0	3.86	1	7.0	8	3	Milwaukee	1-0-0	2.25	9	32.0	27	8	Miller Park	0-0-0	1.42	2	6.1	5	1
1-1-0	5.40	2	13.1	17	8	New York	4-3-0	3.67	19	68.2	62	28	Shea Stadium	2-1-0	2.83	9	28.2	27	9
0-0-0	6.00	1	6.0	6	4	Philadelphia	3-3-1	3.73	14	60.1	68	25	Citizens Bank	0-0-0	6.00	1	6.0	6	4
1-1-0	3.46	2	13.0	15	5	Pittsburgh	3-5-0	4.75	12	51.0	54	27	PNC Park	1-1-0	2.77	2	13.0	13	4
0-1-0	3.86	2	11.2	10	5	St. Louis	0-4-1	6.04	20	53.2	62	36	Busch II	0-0-0	0.00	1	5.2	4	0
0-1-0	6.55	3	11.0	14	8	San Diego	3-4-0	3.92	23	78.0	81	34	PETCO Park	1-0-0	0.63	2	14.1	13	1
1-2-0	7.17	4	21.1	43	17	San Francisco	5-8-0	4.49	25	108.1	114	54	AT&T Park	2-4-0	2.72	9	43.0	31	13
0-0-0	3.46	2	13.0	11	5	Washington	1-0-1	3.99	10	36.1	36	17	RFK Stadium	0-0-1	1.00	2	9.0	5	1
5-5-0	5.38	18	103.2	127	62	at Home	39-29-15	4.76	204	688.2	745	364	Astrodome	0-2-0	3.86	2	7.0	8	3
8-3-0	3.77	16	102.2	104	43	Away	29-50-22	4.17	193	693.0	675	321	Busch I	0-2-0	3.67	8	27.0	25	11
8-5-0	5.01	18	109.2	134	61	Pre-ASG	44-44-15	4.52	216	780.0	813	392	Cinergy Field	1-0-0	5.06	4	10.2	7	6
3-3-0	4.10	16	96.2	97	44	Post-ASG	24-35-22	4.38	181	601.2	607	293	County Stadium	0-0-0	0.00	1	0.2	0	0
11-8-0	4.59	33	206.0	231	105	Starter	55-60-0	4.36	185	1097.0	1112	531	Olympic Stadium	6-1-0	3.74	47	144.1	153	60
0-0-0	0.00	1	0.1	0	0	Relief	13-19-37	4.87	212	284.2	308	154	Quisqualm	1-3-0	3.79	11	38.0	37	16
---	---	---	---	---	---	in March	0-0-0	0.00	1	0.2	1	0	Three Rivers	0-4-0	8.04	4	15.2	15	14
2-1-0	6.33	5	27.0	39	19	April	8-6-6	5.06	64	192.0	213	108	Veterans Stadium	1-2-1	3.30	7	30.0	33	11
3-1-0	2.66	6	40.2	44	12	May	18-15-3	3.87	82	279.0	267	120	3Com Park	0-0-0	2.57	3	7.0	6	2
2-3-0	7.76	5	29.0	43	25	June	15-15-5	4.78	68	235.1	249	125							
2-0-0	3.51	6	41.0	36	16	July	10-13-3	3.73	58	212.1	210	88							
1-0-0	3.41	5	31.2	35	12	August	10-14-7	4.44	75	241.0	254	119							
1-3-0	3.15	6	36.2	34	21	September	7-14-11	5.22	65	212.0	218	123							
0-0-0	0.00	1	0.1	0	0	October	0-0-2	1.93	4	9.1	8	2							

BATISTA'S CAREER TRANSACTIONS

- Signed by Montreal Expos as a non-drafted free agent, Feb. 29, 1988.
- Selected by Pittsburgh Pirates in the Rule 5 Major League draft, Dec. 9, 1991.
- Returned to the Montreal Expos, April 23, 1992.
- On disabled list from April 14-30, 1994 (right shoulder strain) and May 7 through the remainder of the season (right shoulder strain).
- Released by Montreal Expos Nov. 18, 1994.
- Signed by Florida Marlins as a minor league free agent, Dec. 9, 1994.
- Claimed off waivers by the Chicago Cubs, Dec. 17, 1996.
- Traded to Montreal Expos in exchange for Henry Rodriguez (of), Dec. 12, 1997.
- On disabled list from July 16-Aug. 10, 1999 with a strained left oblique muscle.
- Traded to Kansas City Royals in exchange for Brad Rigby (rhp), April 25, 2000.
- Elected free agency, Oct. 2, 2000.
- Signed as a free agent by Arizona Diamondbacks, Nov. 15, 2000.
- Elected free agency, Nov. 7, 2003.
- Signed as a free agent by Toronto Blue Jays, Dec. 17, 2003.
- Traded to the Arizona Diamondbacks with Orlando Hudson (inf) by the Toronto Blue Jays in exchange for Troy Glaus (inf) and Sergio Santos (inf), Dec. 27, 2005.
- Elected free agency, Oct. 30, 2006.
- Signed as a free agent by Seattle Dec. 12, 2006.

TEAM PINCH HITTING

YEAR	AVG.	AB	R	H	2B	3B	HR	RBI	BB	SO
1977	.200	95	1	19	1	0	0	6	5	23
1978	.221	86	7	19	2	0	4	9	12	19
1979	.259	147	12	38	6	2	4	15	23	29
1980	.187	150	9	28	1	1	4	19	14	24
1981	.195	118	5	23	2	1	2	14	14	25
1982	.200	95	8	19	1	1	1	11	9	19
1983	.245	159	16	39	5	1	2	28	18	26
1984	.225	129	10	29	5	0	1	19	17	36
1985	.192	104	9	20	4	0	3	23	16	27
1986	.189	95	7	18	1	1	4	19	15	17
1987	.231	91	9	21	3	1	3	27	15	18
1988	.233	90	10	21	9	0	3	14	15	19
1989	.264	125	10	33	7	1	3	20	9	34
1990	.245	147	5	36	3	0	1	19	10	27
1991	.260	181	18	47	9	1	0	23	17	37
1992	.234	158	12	37	7	0	4	24	6	34
1993	.267	131	11	35	6	0	3	26	13	24
1994	.278	90	10	25	6	0	5	24	17	17
1995	.283	120	15	34	2	0	2	23	13	31
1996	.229	153	19	35	7	2	5	24	19	40
1997	.208	125	17	26	4	2	4	20	16	35
1998	.187	75	8	14	5	1	0	9	12	19
1999	.180	100	7	18	3	0	2	12	15	17
2000	.202	94	10	19	3	1	0	12	11	26
2001	.320	100	20	32	10	1	4	25	12	23
2002	.208	77	5	16	1	0	1	15	5	21
2003	.167	60	4	10	0	0	2	8	8	17
2004	.271	96	12	26	6	0	4	19	13	27
2005	.214	103	9	22	6	1	1	13	12	34
2006	.206	107	11	22	4	2	2	11	8	28
Totals	.230	3401	306	781	129	20	74	531	389	773



ADRIAN BELTRE (29)

POSITION: Third Baseman

AGE: 27, turns 28 April 7 **BORN:** 4-7-79 in Santo Domingo, DR

BATS: Right **THROWS:** Right **HEIGHT:** 5-11 **WEIGHT:** 220

ML SERVICE: 8 years, 96 days

CONTRACT STATUS: Signed thru 2009

ACQUIRED: Signed as a free agent on Dec. 17, 2004.

2006:

- Batted .285 with 18 home runs and 54 RBI in the second half after batting .254 with seven home runs and 35 RBI before the All-Star Break.
- His 15-game hitting streak (19x61/.311) and streak of reaching base in career-high 30 games (7/18-8/19) ended Aug. 20.
- Season-high 16-game hit streak Sept. 11-26 (25x68/.368).
- Recorded a career-high 39 doubles, T6th in AL.
- Was second in the AL with 28 RBI and nine home runs in Sept.
- Hit his 20th home run of year and seventh career grand slam Sept. 21 at the White Sox.
- Drove in season-high five RBI and tied his season high with three hits on Sept. 15 (seventh time)...was the fourth time in his career that he's had five or more RBI (also: 6, 7/27/00; 5, 6/27/04, 7/24/04 vs. SD).
- Had the 14th multi-home run game of his career Sept. 30 vs. Texas; was his second of the season and his third as a Mariner.
- Hit the first inside-the-park home run in Safeco Field history on July 23 vs. Boston.
- Appeared at second base for the first time in his Major League career on July 21 vs. Boston.
- Hit safely in 16 of 18 games during Interleague Play (25x73/.342, 20 runs).

PERSONAL: Adrian Perez Beltre...he and his wife, Sandra, reside in Santo Domingo, DR with their daughter, Cassandra (2/13/04) and son, Adrian, Jr. (9/8/06)...attended Liceo Maximo Gomez High School in Santo Domingo, DR... on the provisional roster for the Dominican Republic for the inaugural World Baseball Classic...visited Children's Hospital of Los Angeles on Aug. 6, 2003, spending time with children in the cancer ward and throughout the hospital...for every home run he hit in 2003, Tostadas Los Pericos teamed up with him to donate \$300 to the Manny Mota International Foundation...has participated in several community baseball clinics throughout Los Angeles...received Humanitarian Award at RBI Hall of Fame Dinner June 14, 2004...originally signed by Ralph Avila and Pablo Peguero.

CAREER: Has emerged as one of top young offensive players in the Majors...in his career, has a .282 average with 115 homers and 387 RBI in the second half, compared to .260-76-299 in the first half.

1996: Compiled a combined .284 batting average with 26 home runs and 99 RBI after splitting the season with single-A San Bernardino and single-A Savannah...was named the best batting prospect, best power prospect, best defensive third baseman, best infield arm and most exciting player in the South Atlantic League by *Baseball America*... led all Dodger minor leaguers in RBI and tied for seventh among single-A players in home runs...named to the Howe Sportsdata Minor League All-Star team...also was voted the South Atlantic League's Most Outstanding Major League Prospect...was the South Atlantic League's Player of the Week from June 9-15.

1997: Was a finalist for *Baseball America's* Player of the Year Award after being tabbed by the publication as its Single-A Player of the Year following a standout season at Vero Beach... was voted the Florida State League MVP after ranking first among league leaders in home runs (26) and RBI (104), second in runs scored (95) and fourth in average (.317) and walks

BELTRE'S CAREER HIGHS

MOST HITS: 5 - 8/28/04 at NYM (with LAD)

MOST HOME RUNS: 2 - 14 times;

last 9/30/2006 vs. TEX

MOST RBI: 6 - 7/27/00 at COL

(with LAD)

MOST STOLEN BASES: 3 - 4/29/00 vs. FLA

(with LAD)

LONGEST HITTING STREAK:

17 - 8/25-9/18/01 (with LAD)

CAREER GRAND SLAMS:

7 - last 9/21/06 at CWS

(67)...was voted the "Star of Stars" award winner in the Florida State League All-Star Game...hit safely in 18 straight games from July 15-Aug. 5...also reached base safely by a hit or a walk in 30 consecutive games from July 15-Aug. 18...led the Florida State League with 12 intentional walks and double plays by a third baseman (26).

1998: Started at third base in 54 of the Dodgers' 86 games after his contract was purchased from double-A San Antonio on June 24...started 34 consecutive games at third base from July 11-Aug. 14...saw action at shortstop after moving from third to short for the ninth inning in the Dodgers' comeback 4-3 win July 31 at New York...lined a game-tying RBI-double to left field in the second inning off Anaheim's Chuck Finley for his first Major League hit in his first big league at-bat on June 24 at Dodger Stadium...went 2x4 against the Angels in his ML debut...slugged a 418-foot, two-run homer to center field off the Rangers' Rick Helling for his first Major League round-tripper on June 30 at Texas...at age 19 years and 78 days when he was promoted to Los Angeles on June 24, was the youngest player in the Majors ahead of Pittsburgh's Aramis Ramirez (19 years and 364 days)...although he only played in 64 minor league games at San Antonio, he ranked fourth among organizational leaders in home runs (13), seventh in batting average (.321), tied for eighth in stolen bases (20) and ninth in RBI (56) and walks (39)...was named to the Texas League postseason all-star team...was also selected to play for the NL squad in the Double-A All-Star Game on July 8 in New Haven, CT, but did not attend since he was with the Dodgers...following the 1998 regular season, was named the Dominican Winter League MVP after batting .301 with 10 home runs and 37 RBI for the Aguilas...ranked first among league leaders in runs (39), second in hits (68), stolen bases (17), homers and RBI and fourth in batting average...also was named the Shell Oil MVP...became just the third player in league history to post a 10-10 (HR/SB) season, joining his boyhood idol Jorge Bell in that select group.

1999: Spent first full season in the Majors...had 36 multi-hit games...batted .302 (19x63) in his last 17 games...swiped 18 bases in 25 attempts, the most by a Dodger third baseman since Pedro Guerrero's 23 stolen bases in 1983...ranked eighth in NL in fewest double plays grounded into (once every 134.5 at-bats) and tied for sixth in intentional walks (12)...batted .290 (117x403) against right-handers...committed 29 errors, the most by a Dodger infielder since Jose Offerman's 35 in 1995.

2000: Tied for third on the Dodgers with 12 stolen bases...hit .321 with eight home runs and 54 RBI when batting with runners in scoring position...had a double, three walks and a career-high three stolen bases on April 29 vs. Florida...on the disabled list from May 28-June 16 with a strained right hamstring...among the league leaders after the break, posting a .331 average with 12 home runs and 47 RBI...went 4x6 with his second career grand slam and a career-high six RBI on July 27 at Colorado...hit first grand slam on May 21 at Florida; the two grand slams tied him for second in the NL for the season...hit a home run in his only pinch-hit assignment of the season, a three-run homer on Aug. 16 at Florida...earned his first career NL Player of the Week award for the week of Aug. 21-27, when he batted .538 with a home run, three doubles and 11 RBI...collected a hit in seven consecutive at bats on Aug. 24-25, including going 4-for-4 with a double, home run and four RBI in the first game of a doubleheader on Aug. 25 at Chicago...batted .368 (39x106) with five homers and 22 RBI in August...had a 10-game hitting streak from Aug. 20-28, batting .515 (17x33)...led all NL third basemen with 412 total chances and 116 putouts...second among NL 3B's in double plays turned (30).

2001: Began the season on the disabled list recovering from off-season appendix surgery...underwent surgery on March 12 to close a wound in his right lower abdomen that resulted

45 HR and 200 Hits in Major League History

Player	Year	HR	H
Babe Ruth	1921	59	204
Jimmie Foxx	1932	58	213
Hack Wilson	1930	56	208
A. Rodriguez	2001	52	201
Larry Walker	1997	49	208
Lou Gehrig	1936	49	205
Lou Gehrig	1934	49	210
Albert Belle	1998	49	200
Jimmie Foxx	1933	48	204
Adrian Beltre	2004	48	200
Lou Gehrig	1927	47	218
Lou Gehrig	1931	46	211
Jim Rice	1978	46	213
Joe DiMaggio	1937	46	215
Vinny Castilla	1998	46	206
Babe Ruth	1924	46	200

BELTRE (continued)

from a ruptured appendix that was operated on in the Dominican Republic on Jan. 12... made two rehab stints at Vero Beach (A) and Las Vegas (AAA) before being reinstated... reinstated from the DL on May 12, started at third base vs. Atlanta, and went 1x3... appeared in every game the Dodgers played from that point on...batted in the leadoff position on Aug. 15, for the first time since May 18, 1999, and hit first in the Dodger lineup in 19 of 21 games from Aug. 15-Sept. 6...batted .298 (25x84) during that stretch and hit safely in 16 of the 19 games batting leadoff...hit in a career-high 17 consecutive games from Aug. 25-Sept. 18 during which he batted .304 (21x69) with three doubles, a home run and five RBI...his streak marked the longest by a Dodger since Mike Blowers and Mike Piazza both registered 19-game hitting streaks during the 1996 season...successful in 13 out of 17 stolen base attempts (76 percent)...enjoyed more success on the road, batting .294 with nine home runs and 38 RBI in 66 road games...played shortstop two times, including his first career start at the position on Oct. 7 at San Diego.

2002: Finished his fifth Major League campaign with 21 home runs along with 26 doubles and 75 RBI, which ranked third on the club...led team in games played (159) and at-bats (587), both career bests...the 159 games played ranked fifth in the NL...in his first 47 post-All-Star break contests, hit .335 (60x179) with 11 homers and 36 RBI...after committing 15 errors at third base in his first 80 games, made only five the rest of the season...in July 31 win at Cincinnati, collected three hits, including a pair of home runs, three RBI and three runs scored...batted .300 (27x90) with six homers and 18 RBI in July...homered in back-to-back wins on Sept. 2 and 3 at Arizona.

2003: Among NL third basemen, ranked tied for fourth in homers (23) and was fourth in RBI (80)...23 homers were a (then) career high and tied for the seventh-most among big league third basemen...had 31 multi-hit games including two four-hit games and 10 three-hit games...ranked second in double plays (28), third in assists (307) and fourth in total chances (440) among NL third basemen...became the 63rd player in Veterans Stadium's history to reach the upper deck when he homered on July 31 at Philadelphia...had the game-winning hit on three consecutive days from Aug. 6-8 vs. Cincinnati and Chicago Cubs...slugged a three-run walkoff homer in the bottom of the 10th inning on Aug. 20 vs. Montreal, the Dodgers' only game-ending homer of the season...was second in NL with 26 RBI in August... tied his career high with four hits for the ninth time, as he went 4x5 with two homers and three RBI on Sept. 5 at Colorado...went 4x5 with three RBI on Sept. 7 at Colorado, his second four-hit game in three days...went 3x4 with two homers, his fourth career multi-homer game on Sept. 12 vs. San Diego.

2004: Led the Majors with 48 home runs in final season with Los Angeles...ranked among NL leaders in batting average (4th), RBI (4th), hits (4th), total bases (376/2nd), extra base hits (80/T5th) and slugging percentage (.629/4th)...tied ML record for homers in a season by a third baseman (also: Mike Schmidt, 1980)...collected career HR #100, April 6 vs. SD to become the 36th player in ML history to hit 100 HR by his 25th birthday; joined Lou Gehrig and Cal Ripken as the three players with exactly 100 on 25th birthday...had seven multi-HR games (May 1, June 6, June 27, July 3, Aug. 19, Aug. 20 and Sept. 21)...NL Co-Player of the Week June 21-27...slugged seven homers in Interleague Play, second most in the Majors...one of three ML players in 2004 with three grand slams (July 24, Aug. 24 and Sept. 27)...hit game-winning walk-off homer July 24 vs. San Diego... homered Aug. 24 at Montreal to become the 12th third baseman in ML history with 40 homers in a season...career-high five hits Aug. 28 at New York Mets...led Majors with 13 homers in August...named NL Player of the Month for September...led the Majors with 26 homers after the All-Star Break...played entire season with bone spurs in his left ankle.

2005: Ranked third on the Mariners in at-bats (603), hits (154) and RBI (87)...reached 80 RBI mark for the third consecutive year...his .967 fielding percentage ranked tied for seventh among qualifying big league third basemen and fourth in the American League...his 14 errors were the second-fewest of his career in a full season...involved in 26 double plays, sixth-most in the Majors among third basemen...played in 156 games, the fourth straight

Most Home Runs by a 3B Major League History

48	Adrian Beltre	2004
	Mike Schmidt	1980
47	Eddie Mathews	1953
46	Eddie Mathews	1959
	Vinny Castilla	1998
	Troy Glaus	2000
45	Mike Schmidt	1979
	Chipper Jones	1999

BELTRE (continued)

season with at least 156 games played...fanned a career-high 108 times...batted .321 (26x81) in June after hitting .236 (47x199) combined over the season's first two months...batted .264 (76x288) over 73 games in the three spot in the batting order...moved to the fifth slot in and hit .248 (75x303) over 80 contests...notched a season-high 10-game hitting streak from June 11-16 (15x36/.417)...missed five games due to tightness in his left hamstring from June 14-18...logged Major League hit number 1,000 on June 6 vs. Tampa Bay...blasted sixth career grand slam in the first inning on Aug. 17 vs. Kansas City...his two-homer game on July 2 vs. Texas was the 12th of his career...was his first multi-homer contest since Sept. 21, 2004 at San Diego...had a 31-game errorless streak, including none in July, after a career-high tying three on June 30 at Oakland (second time)...was his third errorless month of his career (June 2004, June 2000).

POSTSEASON EXPERIENCE: Played in four games in the 2004 Division Series, batting .267 (4x15) with an RBI.

AWARDS: Silver Slugger (2004)...*Baseball America* ML All-Star Team (2004)...Player of the Month: Sept. 2004...Player of the Week, twice (last done: June 21-27, 2004)...Humanitarian Award from RBI (Reviving Baseball in the InnerCities), 2004...Babe Ruth Award (2004).

BELTRE'S PLAYING RECORD

YEAR CLUB	AVG	G	AB	R	H	2B	3B	HR	RBI	SH	SF	HB	BB	SO	SB-CS	E	OBP
1996 Savannah	.307	68	244	48	75	14	3	16	59	0	2	7	35	46	4-3	19	.406
San Bernardino	.261	63	238	40	62	13	1	10	40	1	5	5	19	44	3-4	7	.322
1997 Vero Beach	.317	123	435	95	138	24	2	26	104	0	11	6	67	66	25-9	37	.407
1998 San Antonio	.321	64	246	49	79	21	2	13	56	0	5	2	39	37	20-4	17	.411
LOS ANGELES	.215	77	195	18	42	9	0	7	22	2	0	3	14	37	3-1	13	.278
1999 LOS ANGELES	.275	152	538	84	148	27	5	15	67	4	5	6	61	105	18-7	29	.352
2000 LOS ANGELES	.290	138	510	71	148	30	2	20	85	3	4	2	56	80	12-5	23	.360
2001 Las Vegas#	.600	2	5	2	3	1	0	1	2	0	0	0	2	0	0-0	1	.714
Vero Beach#	.444	3	9	0	4	1	0	0	1	0	0	1	2	1	0-0	0	.583
LOS ANGELES	.265	126	475	59	126	22	4	13	60	2	5	5	28	82	13-4	16	.310
2002 LOS ANGELES	.257	159	587	70	151	26	5	21	75	1	6	4	37	96	7-5	20	.303
2003 LOS ANGELES	.240	158	559	50	134	30	2	23	80	1	6	5	37	103	2-2	19	.290
2004 LOS ANGELES	.334	157	598	104	200	32	0	*48	121	0	4	2	53	87	7-2	10	.388
2005 SEATTLE	.255	156	603	69	154	36	1	19	87	0	4	5	38	108	3-1	14	.303
2006 SEATTLE	.268	156	620	88	166	39	4	25	89	1	3	10	47	118	11-5	15	.328
AL TOTALS	.262	312	1223	157	320	75	5	44	176	1	7	15	85	226	14-6	29	.316
NL TOTALS	.274	966	3462	456	949	176	18	147	510	13	30	27	286	590	62-26	130	.332
ML TOTALS	.271	1278	4685	613	1269	251	23	191	686	14	37	42	371	816	76-32	159	.328

DIVISION SERIES

YEAR CLUB, OPP.	AVG	G	AB	R	H	2B	3B	HR	RBI	SH	SF	HP	BB	SO	SB-CS	E	OBP
2004 LAD vs. STL	.267	4	15	1	4	0	0	0	1	0	1	0	0	3	0-0	0	.250

MARINERS WHO HAVE HIT 25 Homers

Ken Griffey Jr.	56 (1998)	Alex Rodriguez	36 (1996)	Jim Presley	27 (1986)
Ken Griffey Jr.	56 (1997)	Bret Boone	35 (2003)	Ken Phelps	27 (1987)
Ken Griffey Jr.	49 (1996)	Richie Sexson	34 (2006)	Jay Buhner	27 (1991)
Ken Griffey Jr.	48 (1999)	Raul Ibanez	33 (2006)	Ken Griffey Jr.	27 (1992)
Ken Griffey Jr.	45 (1993)	Gorman Thomas	32 (1985)	Jay Buhner	27 (1993)
Jay Buhner	44 (1996)	Tino Martinez	31 (1995)	Phil Bradley	26 (1985)
Alex Rodriguez	42 (1998)	Paul Sorrento	31 (1997)	Edgar Martinez	26 (1996)
Alex Rodriguez	42 (1999)	Edgar Martinez	29 (1998)	Jay Buhner	26 (2000)
Alex Rodriguez	41 (2000)	Willie Horton	29 (1979)	Danny Tartabull	25 (1986)
Ken Griffey Jr.	40 (1994)	Alvin Davis	29 (1987)	Jay Buhner	25 (1992)
Jay Buhner	40 (1995)	Edgar Martinez	29 (1995)	Mike Cameron	25 (2001)
Jay Buhner	40 (1997)	Edgar Martinez	28 (1997)	Mike Cameron	25 (2002)
Richie Sexson	39 (2005)	Jim Presley	28 (1985)	Adrian Beltre	25 (2006)
Edgar Martinez	37 (2000)	Lee Stanton	27 (1977)		
Bret Boone	37 (2001)	Alvin Davis	27 (1984)		

WORLD BASEBALL CLASSIC

YEAR	TEAM	AVG	G	AB	R	H	2B	3B	HR	SH	SF	HP	BB	SO	SB-CS	E	OBP
2006	Dominican Rep.	.300	6	20	4	6	0	0	4	9	0	0	2	1	3	1-0	1 .391

DETAILED BREAKDOWN

2006					CAREER					CAREER BY BALLPARK						
AVG.	AB	H	HR	RBI	AVG.	AB	H	HR	RBI	AVG.	AB	H	HR	RBI		
.222	36	8	2	5	Baltimore	.237	97	23	3	8	Camden Yards	.205	44	9	2	3
.294	34	10	2	4	Boston	.266	79	21	4	11	Fenway Park	.216	37	8	0	2
.257	35	9	2	9	Chi. White Sox	.221	77	17	2	14	U.S. Cellular Field	.250	48	12	2	12
.242	33	8	0	3	Cleveland	.195	82	16	1	8	Jacobs Field	.178	45	8	1	2
.143	35	5	0	4	Detroit	.205	73	15	3	13	Comerica Park	.146	41	6	2	7
.375	32	12	4	11	Kansas City	.325	77	25	7	24	Kaufman Stadium	.359	39	14	4	12
.238	80	19	2	7	L.A. Angels	.246	276	68	10	36	Angel Stadium of Anaheim	.238	126	30	5	17
.297	37	11	0	1	Minnesota	.276	76	21	2	5	Metrodome	.308	39	12	2	2
.211	19	4	2	4	N.Y. Yankees	.250	64	16	3	6	Yankee Stadium	.192	26	5	1	2
.194	62	12	2	7	Oakland	.222	158	35	3	15	McAfee Coliseum	.202	89	18	1	7
—	—	—	—	—	Seattle	.156	32	5	1	2	Safeco Field	.253	588	149	23	87
.278	36	10	2	6	Tampa Bay	.229	70	16	2	8	Tropicana Field	.135	37	5	0	3
.309	68	21	3	11	Texas	.282	174	49	7	27	Amerisure Field	.299	97	29	2	11
.300	40	12	2	6	Toronto	.284	95	27	5	17	Rogers Centre	.321	53	17	3	10
.583	12	7	0	2	Arizona	.253	340	86	15	47	Chase Field	.275	193	53	10	29
—	—	—	—	—	Atlanta	.251	175	44	7	18	Turner Field	.217	92	20	2	8
—	—	—	—	—	Chi. Cubs	.263	137	36	7	29	Wrigley Field	.328	67	22	4	18
—	—	—	—	—	Cincinnati	.238	147	35	6	24	Great American Ball Park	.200	20	4	2	3
.182	11	2	0	0	Colorado	.311	380	118	22	85	Coors Field	.395	205	81	15	57
—	—	—	—	—	Florida	.328	180	59	8	29	Dolphins Stadium	.336	113	38	5	23
—	—	—	—	—	Houston	.238	147	35	7	21	Minute Maid Park	.310	58	18	4	13
.545	11	6	1	4	L.A. Dodgers	.545	11	6	1	4	Dodger Stadium	.253	1657	420	66	219
—	—	—	—	—	Milwaukee	.268	142	38	6	17	Miller Park	.136	44	6	2	3
—	—	—	—	—	N.Y. Mets	.268	149	40	2	13	Shea Stadium	.282	78	22	1	9
—	—	—	—	—	Philadelphia	.235	153	36	9	22	Citizens Bank Park	.100	10	1	1	3
—	—	—	—	—	Pittsburgh	.364	176	64	6	31	PNC Park	.386	57	22	2	14
—	—	—	—	—	St. Louis	.282	177	50	8	25	Busch Stadium II	—	—	—	—	—
.200	25	5	0	2	San Diego	.255	381	97	14	45	PETCO Park	.305	59	18	2	8
.357	14	5	1	3	San Francisco	.275	363	100	10	51	AT&T Park	.296	159	47	3	26
—	—	—	—	—	Washington	.360	197	71	10	31	RFK Stadium	.273	11	3	0	0
.251	291	73	16	44	at Home	.253	2222	562	88	302	Astrodome	.286	21	6	1	3
.283	329	93	9	45	Away	.287	2463	707	103	384	Busch Stadium I	.270	100	27	2	7
.254	339	86	7	35	Pre-ASG	.260	2363	614	76	299	Cinergy Field	.342	38	13	3	10
.285	281	80	18	54	Post-ASG	.282	2322	655	115	387	County Stadium	.481	27	13	2	6
.280	132	37	4	19	vs. LHP	.265	1071	284	38	153	Olympic Stadium	.354	99	35	6	13
.264	488	129	21	70	vs. RHP	.273	3614	985	153	533	3Com Park	.440	25	11	1	3
.256	156	40	6	62	RISP	.271	1184	321	48	188	Qualcomm Stadium	.263	133	35	4	15
.250	20	5	1	15	Bases Loaded	.254	130	33	7	98	Three Rivers Stadium	.361	36	13	2	10
—	—	—	—	—	as PH	.250	8	2	1	3	Veterans Stadium	.257	74	19	3	9
.200	5	1	0	0	as DH	.400	10	4	0	1	—	—	—	—	—	—
—	—	—	—	—	in March	.500	4	2	0	1	—	—	—	—	—	—
.189	90	17	1	6	April	.275	611	168	19	88	—	—	—	—	—	—
.264	110	29	1	10	May	.238	768	183	19	84	—	—	—	—	—	—
.324	108	35	5	18	June	.281	718	202	28	96	—	—	—	—	—	—
.260	100	26	2	11	July	.261	838	219	37	133	—	—	—	—	—	—
.277	101	28	7	15	August	.300	897	269	52	160	—	—	—	—	—	—
.280	107	30	9	28	September	.273	788	215	36	118	—	—	—	—	—	—
.250	4	1	0	1	October	.180	61	11	0	6	—	—	—	—	—	—

BELTRE's CAREER TRANSACTIONS

- Signed by Los Angeles as a non-drafted free agent on July 7, 1994.
- On disabled list May 28-June 16, 2000 with right hamstring strain.
- On disabled list March 23-May 11, 2001 following abdominal surgery.
- Signed by Seattle as a free agent, Dec. 17, 2004.

YUNIESKY BETANCOURT (3)



POSITION: Shortstop

AGE: 25 **BORN:** 1-31-82 in Santa Clara, Villa Clara, Cuba

BATS: Right **THROWS:** Right **HEIGHT:** 5-10 **WEIGHT:** 190

ML SERVICE: 1 year, 67 days

CONTRACT STATUS: Signed thru 2008

ACQUIRED: Signed as a non-drafted free agent January 26, 2005; signed by Mariners scouts Bob Engle and Patrick Guerrero.

2006:

- Spent first full season in Major Leagues.
- Tied Jimmy Rollins (PHI) for the Major League lead with 157 games played at shortstop.
- Among AL shortstops was T1st in triples and 5th in average.
- Hit safely in 34 of final 45 games (47x172/.273).
- Had a .289 average (76x263) in the second half with four home runs and 15 RBI, compared to .288 (84x292) with four home runs and 32 RBI in the first half
- Led team with .374 (34x91) average in July, ranked sixth in AL.
- Had two 12-game hitting streaks: July 7-24 (21x49/.429) and May 12-24 (13x39/.333).
- Made his first error of the season May 7...before that had not committed an error in the first 31 games, 127 total chances...became the first Mariner shortstop since the 2000 season to go an entire month without making an error...the last Seattle shortstop who went an entire calendar month without making an error (min: 20 games) was Alex Rodriguez in June 2000 (27 games, no errors).

PERSONAL: Yuniesky (yoon-ee-ESS-kee) Betancourt-Perez (BET-an-court)...resides in Boca Raton, FL...escaped from Cuba to Mexico before signing with Seattle in 2005.

CAREER: Played amateur and professional baseball in Cuba...hit .523 as the starting shortstop for the 17-18 year-old Cuban National Team during 2000 World Championships...played with Villa Clara in the Cuban National League from 2001-2003...in 2003, hit .317 with 7 home runs and 52 RBI...had a .288 average with 4 home runs and 45 RBI in 2002.

2005: Began season with San Antonio (AA)...appeared in 52 games, batted .273 (62x227) with 25 runs, 10 doubles, 3 triples, 5 home runs and 20 RBI...promoted to Tacoma (AAA) on June 2...in 49 games, batted .295 (54x183) with nine doubles, six triples, two home runs and 30 RBI...recalled from Tacoma July 28 and made his Major League debut that night...first Major League hit was a triple in his first at-bat on July 28...first player since Yorvit Torrealba (9/5/01 with San Francisco) to triple in his first ML plate appearance and the fourth Mariner (last: Scott Podsednik, 7/15/01 vs. Arizona)...appeared in 60 games, making 57 starts (51 at shortstop and six at second base)...hit safely in 15 of final 18 games (.328/22x67)...career-high eight game hitting streak Sept. 13-20 (.484/15x31)...second on the Mariners with five triples (Ichiro/12)...walked 11 times, including eight walks from Sept. 8 through Oct. 1...first Major League home run in the third inning on Oct. 1 vs. Oakland (off of Joe Blanton).

POSTSEASON EXPERIENCE: None.

BETANCOURT'S CAREER HIGHS

MOST HITS: 4 – twice; last 7/21/06 vs. BOS

MOST HOME RUNS: 1 – 9 times;

last 9/3/06 at TB

MOST RBI: 3 – 10/1/05 vs. OAK

MOST STOLEN BASES: 2 – 5/8/06 vs. TB

LONGEST HITTING STREAK: 12 – twice;

last 7/7-7/24/06

CAREER GRAND SLAMS: None

BETANCOURT'S PLAYING RECORD

YEAR CLUB	AVG	G	AB	R	H	2B	3B	HR	RBI	SH	SF	HB	BB	SO	SB-CS	E	OBP
2005 San Antonio	.273	52	227	25	62	10	3	5	20	0	2	1	9	18	12-7	5	.301
Tacoma	.295	49	183	13	54	9	6	2	30	2	1	2	6	14	7-5	3	.323
SEATTLE	.256	60	211	24	54	11	5	1	15	2	2	2	11	24	1-3	5	.296
2006 SEATTLE	.289	157	558	68	161	28	6	8	47	7	1	1	17	54	11-8	20	.310
ML TOTALS	.280	217	769	92	215	39	11	9	62	9	3	3	28	78	12-11	25	.306

DETAILED BREAKDOWN

2006					Career					Career by Ballpark						
AVG.	AB	H	HR	RBI	AVG.	AB	H	HR	RBI	AVG.	AB	H	HR	RBI		
.294	34	10	0	4	Baltimore	.256	43	11	0	4	Camden Yards	.318	22	7	0	2
.382	34	13	1	3	Boston	.382	34	13	1	3	Fenway Park	.182	11	2	0	1
.167	24	4	0	1	Chi. White Sox	.093	43	4	0	1	U.S. Cellular Field	.095	21	2	0	0
.226	31	7	0	1	Cleveland	.239	46	11	0	1	Jacobs Field	.286	21	6	0	1
.393	28	11	0	1	Detroit	.348	46	16	0	2	Comerica Park	.323	31	10	0	1
.200	25	5	0	0	Kansas City	.243	37	9	0	1	Kauffman Stadium	.214	14	3	0	0
.238	63	15	2	6	L.A. Angels	.247	93	23	2	8	Angel Stadium of Anaheim	.239	46	11	2	4
.452	31	14	1	5	Minnesota	.389	54	21	1	8	Metrodome	.344	32	11	0	5
.364	22	8	0	1	N.Y. Yankees	.286	35	10	0	2	Yankee Stadium	.462	13	6	0	0
.273	66	18	1	6	Oakland	.281	89	25	2	9	McAfee Coliseum	.326	43	14	1	3
—	—	—	—	—	Seattle	—	—	—	—	—	Safeco Field	.272	382	104	3	31
.290	31	9	1	3	Tampa Bay	.290	31	9	1	3	Tropicana Field	.333	12	4	1	1
.306	72	22	0	8	Texas	.315	108	34	0	12	Ameriquet Field	.333	63	21	0	10
.243	37	9	1	3	Toronto	.260	50	13	1	3	Rogers Centre	.286	28	8	1	1
.182	11	2	0	1	Arizona	.182	11	2	0	1	Chase Field	.182	11	2	0	1
—	—	—	—	—	Atlanta	—	—	—	—	—	Turner Field	—	—	—	—	—
—	—	—	—	—	Chi. Cubs	—	—	—	—	—	Wrigley Field	—	—	—	—	—
—	—	—	—	—	Cincinnati	—	—	—	—	—	Great American Ball Park	—	—	—	—	—
.167	12	2	0	0	Colorado	.167	12	2	0	0	Coors Field	—	—	—	—	—
—	—	—	—	—	Florida	—	—	—	—	—	Dolphins Stadium	—	—	—	—	—
—	—	—	—	—	Houston	—	—	—	—	—	Minute Maid Park	—	—	—	—	—
.167	12	2	1	1	L.A. Dodgers	.167	12	2	1	1	Dodger Stadium	.167	12	2	1	1
—	—	—	—	—	Milwaukee	—	—	—	—	—	Miller Park	—	—	—	—	—
—	—	—	—	—	N.Y. Mets	—	—	—	—	—	Shea Stadium	—	—	—	—	—
—	—	—	—	—	Philadelphia	—	—	—	—	—	Citizens Bank Park	—	—	—	—	—
—	—	—	—	—	Pittsburgh	—	—	—	—	—	PNC Park	—	—	—	—	—
—	—	—	—	—	St. Louis	—	—	—	—	—	Busch Stadium II	—	—	—	—	—
.375	16	6	0	3	San Diego	.375	16	6	0	3	PETCO Park	.286	7	2	0	0
.444	9	4	0	0	San Francisco	.444	9	4	0	0	AT&T Park	—	—	—	—	—
—	—	—	—	—	Washington	—	—	—	—	—	RFK Stadium	—	—	—	—	—
.285	270	77	2	23	at Home	.272	382	104	3	31	—	—	—	—	—	—
.292	288	84	6	24	Away	.287	387	111	6	31	—	—	—	—	—	—
.288	292	84	4	32	Pre-ASG	.288	292	84	4	32	—	—	—	—	—	—
.289	266	77	4	15	Post-ASG	.275	477	131	5	30	—	—	—	—	—	—
.240	129	31	2	8	vs. LHP	.253	178	45	2	11	—	—	—	—	—	—
.303	429	130	6	39	vs. RHP	.288	591	170	7	51	—	—	—	—	—	—
.248	121	30	1	36	RISP	.234	175	41	1	48	—	—	—	—	—	—
.375	8	3	0	4	Bases Loaded	.300	10	3	0	6	—	—	—	—	—	—
—	—	—	—	—	as PH	—	—	—	—	—	—	—	—	—	—	—
—	—	—	—	—	as DH	—	—	—	—	—	—	—	—	—	—	—
—	—	—	—	—	in March	—	—	—	—	—	—	—	—	—	—	—
.272	81	22	0	9	April	.272	81	22	0	9	—	—	—	—	—	—
.289	97	28	2	15	May	.289	97	28	2	15	—	—	—	—	—	—
.287	87	25	2	7	June	.287	87	25	2	7	—	—	—	—	—	—
.374	91	34	1	5	July	.358	106	38	1	5	—	—	—	—	—	—
.271	96	26	2	5	August	.250	184	46	2	12	—	—	—	—	—	—
.243	103	25	1	6	September	.260	204	53	1	11	—	—	—	—	—	—
.333	3	1	0	0	October	.300	10	3	1	3	—	—	—	—	—	—

2007 MARINERS

BETANCOURT'S CAREER TRANSACTIONS

— Signed by Seattle as a non-drafted free agent January 26, 2005; signed by Mariners scouts Bob Engle and Patrick Guerrero.

Roberto Clemente Award

Since 1971, Major League Baseball has annually presented an award that recognizes a player who best exemplifies the game of baseball through sportsmanship, community involvement and positive contributions to his team. The award was named in honor of Roberto Clemente in 1973. The national recipient of the 2006 Roberto Clemente Award presented by John Hancock will be announced during the 2006 World Series.

The Mariners have a proud history with the Roberto Clemente Award. Edgar Martinez was named the Roberto Clemente Award winner in 2004, and Jamie Moyer claimed the award in 2003. It was the first time ever a team had back-to-back winners. Harold Reynolds won in 1991.



TRAVIS BLACKLEY (48)

POSITION: Left-Handed Pitcher

AGE: 24 **BORN:** 11-4-82 in Melbourne, Australia

BATS: Left **THROWS:** Left **HEIGHT:** 6-3 **WEIGHT:** 200

ML SERVICE: 1 years, 32 days

CONTRACT STATUS: Signed thru 2007

ACQUIRED: Signed as a non-drafted free agent October 29, 2000; signed by Mariners scout Jim Colborn.

2006:

- Bounced back for a solid season after missing all of 2005 recovering from surgery.
- Began season at San Antonio (AA) and won first start April 6.
- Struck out 100 while walking only 45 in 144.0 innings.
- Was 6-5, 2.71 in 13 home starts.
- Won three straight decisions April 27-May 21 (5 GS, 9 ER/30 IP, 2.70 ERA).
- Promoted to AAA Tacoma after Aug. 18 start and made two starts with Rainiers.
- Closed out year by tossing 6.0 innings of one-hit, no-run ball vs. Salt Lake Aug. 31.

PERSONAL: Travis Jarrod Blackley (BLACK-lee)...resides in Cheltenham, Victoria, Australia with his wife, Arynne and son Tristan (1/6/05)...graduated from Cheltenham (Victoria) Secondary High School in November, 2000...on the provisional roster for Australia for the inaugural World Baseball Classic.

CAREER: Spent entire pro career in the Mariners minor league system, making ML debut on July 1, 2004.

2001: Began pro career with Everett (Rookie), pitching in 14 games, all starts...held opponents to a .211 batting average...struck out 13 and allowed just one hit in 7.0 innings of work July 23 at Tri-Cities...finished July 3-0 with a 1.88 ERA (38.1 IP, 8 ER) in 6 starts, walking 11 and striking out 50 batters...participated in the Mariners Fall Instructional League.

2002: His 152 strikeouts with San Bernardino (A) was second-most among Mariners minor leaguers...had career-high 14-strikeout performance over 8.0 innings July 19 vs. San Jose...lost first career complete game 3-2 July 30 at Lancaster (8.0, 4, 3, 3, 2, 7).

2003: Led the Texas League in wins (17), second in ERA (2.61), fourth in strikeouts (144) and fourth in innings pitched (162.1)...17 wins were the most by a TL pitcher since Jeff Reardon of the Jackson Mets in 1978...had a season-high 11 strikeouts June 2 vs. Arkansas...won his last eight decisions...held opponents to a .215 average...named the Texas League Pitcher of the Year...participated in the Texas League All-Star game...named to the World squad in the 2003 MLB Futures Game at U.S. Cellular Field July 15...named to the Texas League Postseason All-Star Team...named Mariners Minor League Pitcher of the Year...received the 2003 John Ellis Award for his community involvement.

2004: Selected from Tacoma on July 1, making ML debut vs. Texas, allowing 4 runs on 6 hits in 5 2/3 innings...at the time, became just the sixth Mariners pitcher to start and win their ML debut...one of 15 players to make their ML debut for

Seattle in 2004...at 21 years, 7 months and 27 days old was the youngest Mariner pitcher to make ML debut since 1999...walked a season-high nine batters in 4.0 innings of work on July 26 at Oakland...optioned back to Tacoma on Aug. 1...spent majority of season with Tacoma, leading the team with 8 wins and 80 strikeouts in 110 1/3 innings; was 7-

BLACKLEY'S CAREER HIGHS

MOST STRIKEOUTS: 5 - 7/7/04 at TOR

LOW-HIT GAME: None

LONGEST WINNING STREAK: None

LONGEST LOSING STREAK: 3 - 7/7-26/04

MOST INNINGS PITCHED:

STARTER: 5.2 - 7/1/04 vs. TEX

RELIEVER: None

Mariners Pitchers to Start and Win Their ML Debuts

Name	Date	Team	Score
Matt Young	4/6/83	vs. NY (AL)	6-2
Mark Langston	4/7/84	vs. Milw (AL)	3-2
Bob Wolcott	8/18/95	vs. Boston	9-3
Freddy Garcia	4/7/99	vs. CHI (AL)	7-3
Joel Piñeiro	8/8/00	at CHI (AL) Game #1	12-4
Travis Blackley	7/1/04	vs. Texas	8-4

BLACKLEY (continued)

2 with a 2.63 ERA in 14 games with Tacoma before being called up to Seattle...won 7 consecutive decisions from April 26-May 22...named Pacific Coast League Pitcher of the Week, May 21-27...ended season on the disabled list with shoulder tendinitis in throwing arm.

2005: On Feb. 8 Dr. Lewis Yocum found and repaired two small tears in the labrum of left shoulder...spent full season on disabled list rehabilitating following surgery.

BLACKLEY'S PLAYING RECORD

YEAR CLUB	W-L	ERA	G	GS	CG	SHO	SV	IP	H	R	ER	HR	BB	SO	WP	BK
2001 Everett	6-1	3.32	14	14	0	0	0	78.2	60	34	29	7	29	90	3	0
2002 San Bernardino	5-9	3.49	21	20	1	0	0	121.1	102	52	47	11	44	152	11	2
2003 San Antonio	17-3	2.61	27	27	0	0	0	162.1	125	55	47	11	62	144	9	2
2004 Tacoma	8-6	3.83	19	18	2	2	0	110.1	100	49	47	14	47	80	9	3
2004 SEATTLE	1-3	10.04	6	6	0	0	0	26.0	35	31	29	9	22	16	3	1
2005 SEATTLE	Injured - Did Not Pitch															
2006 San Antonio	8-11	4.06	25	25	0	0	0	144.0	139	77	65	18	45	100	11	1
Tacoma	1-1	4.09	2	2	0	0	0	11.0	10	5	5	2	5	5	0	0
ML Totals	1-3	10.04	6	6	0	0	0	26.0	35	31	29	9	22	16	3	1

DETAILED BREAKDOWN

2006						CAREER						CAREER BY BALLPARK							
W-L-S	ERA	G	IP	H	ER	W-L-S	ERA	G	IP	H	ER	W-L-S	ERA	G	IP	H	ER		
---	---	---	---	---	---	Cleveland	0-1-0	31.50	1	2.0	7	7	Jacobs Field	---	---	---	---	---	
---	---	---	---	---	---	LA Angels	0-0-0	8.31	1	4.1	7	4	Angel Stadium of Anaheim	0-0-0	8.31	1	4.1	7	4
---	---	---	---	---	---	Oakland	0-1-0	9.00	2	9.0	8	9	McAfee Col.	0-1-0	13.50	1	4.0	3	6
---	---	---	---	---	---	Seattle	---	---	---	---	---	---	Safeco Field	1-1-0	9.95	3	12.2	15	14
---	---	---	---	---	---	Texas	1-0-0	6.35	1	5.2	6	4	Ameriquiest Field	---	---	---	---	---	---
---	---	---	---	---	---	Toronto	0-1-0	9.00	1	5.0	7	5	Rogers Centre	0-1-0	9.00	1	5.0	7	5
---	---	---	---	---	---	at Home	1-1-0	9.95	3	12.2	18	14							
---	---	---	---	---	---	Away	0-2-0	10.13	3	13.1	17	15							
---	---	---	---	---	---	Pre-ASG	1-1-0	7.59	2	10.2	13	9							
---	---	---	---	---	---	Post-ASG	0-2-0	11.74	4	15.1	22	20							
---	---	---	---	---	---	Starter	1-3-0	10.04	6	26.0	35	29							
---	---	---	---	---	---	Relief	---	---	---	---	---	---							
---	---	---	---	---	---	in March	---	---	---	---	---	---							
---	---	---	---	---	---	April	---	---	---	---	---	---							
---	---	---	---	---	---	May	---	---	---	---	---	---							
---	---	---	---	---	---	June	---	---	---	---	---	---							
---	---	---	---	---	---	July	1-3-0	10.04	6	26.0	35	29							
---	---	---	---	---	---	August	---	---	---	---	---	---							
---	---	---	---	---	---	September	---	---	---	---	---	---							
---	---	---	---	---	---	October	---	---	---	---	---	---							

BLACKLEY'S CAREER TRANSACTIONS

- Signed as a non-drafted free agent Oct. 29, 2000; signed by Mariners scout Jim Colborn.
- On 60-day disabled list March 3-Oct. 31, 2005 recovering from surgery to repair a tear in his left labrum.

NAMING THE MARINERS

The nickname "Mariners" was selected by the ownership of the Seattle franchise after a "Name the Team Contest" that resulted in over 15,000 entries and over 600 different names being submitted.

When the name "Mariners" was chosen, all the entries suggesting the name were reviewed for their reasons (in 25 words or less).

The winner was Roger Szmodis of Bellevue, WA. His entry read "I've selected Mariners because of the natural association between the sea and Seattle and her people, who have been challenged and rewarded by it."



WILLIE BLOOMQUIST (16)

POSITION: Infielder/Outfielder

AGE: 29 **BORN:** 11-27-77 in Bremerton, WA

BATS: Right **THROWS:** Right **HEIGHT:** 5-11 **WEIGHT:** 195

ML SERVICE: 4 years, 29 days

CONTRACT STATUS: Signed thru 2008

ACQUIRED: Mariners' 3rd round selection in the 1999 June draft; signed by Mariners scout Rodney Davis.

2006:

- Set career-highs in at-bats (251), games (102), runs scored (36) and stolen bases (16)...also set a career-low with only two errors.
- Appeared in 102 games at seven positions (4 at 1B, 15 at 2B, 12 at 3B, 17 at SS, 3 in LF, 48 in CF and 12 in RF) and made 66 game starts at five positions (14 at 2B, 6 at 3B, 6 at SS, 35 in CF and 5 in RF).
- 1 of 4 ML players to start at six positions (Hector Luna, Mark DeRosa, Jerry Hariston Jr.).
- Season-high two RBI on April 18 vs. Texas; 14th multi-RBI game of his career.
- Had season-high nine-game hitting streak, April 9-May 3, hitting .379 (11x29) with four runs scored, a double, four RBI and four stolen bases.
- Ranked second, behind Ichiro, on the team with 16 stolen bases.
- Caught stealing on May 17, ending streak of 19 consecutive stolen bases (dating back to May 1, 2005 vs. OAK)...caught stealing three times in 2006 (16x19)...after last CS on June 4 stole 11 consecutive bases.
- Stole two bases in a game twice (Sept. 3 and 9), tying career-high.
- Homered in the fifth inning on Aug. 14 at Oakland off Barry Zito...first homer of the season and first home run since Sept. 27, 2004 at Oakland (also off Zito), snapping a streak of 153 games, 419 at-bats, 461 plate appearances since last HR.
- Went 4x4 on Sept. 3 at Tampa Bay, matching previous career-high (done three times).
- Recorded a career-high five hits on Sept. 19 at Texas, going 5x6 with two runs, a double, one RBI and a stolen base; also scored tying run in the ninth inning.
- Hit walk-off RBI single off Kiko Calero in 10th inning in only at-bat, Sept. 25 vs. OAK.

PERSONAL: William Paul Bloomquist (BLOOM-quist)...resides in Peoria, AZ with his wife Lisa and daughter Natalie Marie (1/28/05)...graduated from South Kitsap HS in Port Orchard in 1996...All-State and all-league MVP in baseball...drafted out of high school in the 8th round of the 1996 draft by Seattle, but chose to accept a scholarship to Arizona State University...was a business management major at ASU...honored as Pac-10 Player of the Year in 1999 and named first-team All-American by *Baseball America*, Collegiate Baseball/ Louisville Slugger, and ABCA All-West District...was GTE/CoSIDA Academic All-American...collected five hits in 1998 College World Series game vs. Long Beach State to tie CWS single-game record...finished college career with a .394 (256x649) average over three seasons.

CAREER: Has spent entire pro career in Seattle organization, making ML debut in 2002.

1999: Made pro debut with Everett (A)...was 4x6 with 2 doubles, HR, 4 runs, 3 RBI in pro debut vs. Yakima...2x5 in next game with HR and 3 RBI...broke hamate bone in left hand and was on disabled list from Aug. 6 through the end of the season...despite limited playing time, led AquaSox in steals with 17.

2000: Split the season between Lancaster (A) and Tacoma (AAA), hitting a combined .313 with 24 doubles and 74 RBI...began the year with Lancaster and hit in 14 of 16 games from April 9-24...was 6x7 with a double and four RBI April 30 vs. Lake Elsinore...promoted to Tacoma for seven games from May 6-12 before returning to Lancaster May 13...hit in 25 of 26 games, putting together hitting streaks of 15 (June 13-July 2) and 10 (July 4-16) games...named to the California League mid-season All-Star Team...called up to Tacoma

BLOOMQUIST'S CAREER HIGHS

MOST HITS: 5 — 9/19/06 at TEX

MOST HOME RUNS: 1 — four times;

last done 8/14/06 at OAK

MOST RBI: 6 — 7/13/03 vs. TB

MOST STOLEN BASES: 2 — five time;

last 9/9/06 vs. TEX

LONGEST HITTING STREAK: 12 — 7/3-7/23/05

CAREER GRAND SLAMS: 1 — 7/13/03 vs. TB

BLOOMQUIST (continued)

for the remainder of the season on July 17.

2001: Spent entire season with San Antonio (AA)...finished 3rd in the Texas League in stolen bases...played 76 games at shortstop and 57 games at second base...hit .433 (13x30, 2 2B, 4 RBI, 5 SB) in eight games April 7-14...stole three bases April 10 vs. El Paso...hit safely in 12 straight games May 28-June 8 (20x56, 7 2B, 6 RBI)...had four straight multi-hit games July 6-9 (8x20/.400)...broke a 3-3 tie in the bottom of the 15th inning with a bases-loaded single July 9 vs. El Paso.

2002: Spent majority of season with Tacoma before a being a September call-up...on DL April 22-May 2 with a lower back strain and June 6-17 with vertigo...posted a combined .321 average (62x193) in July and August...recalled on Sept. 1 and made ML debut that night as pinch-runner vs. Kansas City...came off the bench in four games before making first start Sept. 19 vs. Texas (0x2, 2 BB, R)...batted 15x29 (.517) with 10 runs, 4 doubles and 7 RBI in seven starts from Sept. 22-29...went 4x4 with two doubles and 2 RBI in second career start in 3-2 win vs. Anaheim Sept. 22...finished year Sept. 29 at Anaheim, going 2x5 with a double, run and 3 RBI...named the Tacoma Rainiers MVP.

2003: Made 48 total starts at three different positions (27 at 3B, 14 at SS, 7 in LF), while appearing at a total of six different positions (also 1B, 2B, RF)...hit safely in 31 of 48 starts, batting .257 in those 48 games (43x167)...hit .341 (31x91) as a third baseman...batted .309 (30x97) in 46 games at Safeco Field...started 13 consecutive games, 10 at third base, 3 at SS, July 11-26, batting .261 (12x46)...hit first ML home run, a grand slam, July 13 vs. Tampa Bay (off R. Bell), becoming second Mariner ever to hit a grand slam for his first ML home run (Orlando Mercado); set a career high with six RBI...tied career high with four hits July 30 vs. Detroit...started 25 of 35 games July 11-Aug. 19 (30x102/.294)...left game on Aug. 19 with a tight right quadriceps muscle.

2004: Started 55 games at five different positions (25 at 3B, 16 at SS, 11 at 1B, 2 in LF, 1 in CF)...made 26 appearances as a pinch runner...on disabled list May 4 (retro to May 2)-May 21 with strained lower back.

2005: Named Mariners Unsung Hero by the Seattle chapter of the BBWAA (as voted by Seattle coaching staff)...appeared in 79 games at six positions (32 at 2B, 24 at SS, 15 in CF, 6 at 3B, 1 at 1B and 1 in LF) and made 64 starts at four positions (29 at 2B, 21 at SS, 13 in CF and 1 at 3B)...recorded 15 multi-hit games, including five three-hit games and 10 two-hit games...after being caught stealing on May 1 at Oakland, stole 14 bases the remainder of the season without being caught...became the 19th Mariner to tie the franchise record with three doubles in a game on July 6 at Kansas City...tied Mariners season-high and also his career-high with two stolen bases in game time: June 17 vs. New York (NL) and July 9 at Los Angeles (AL)...recorded a career-high 12-game hit streak, hitting .395 (17x43) from July 3-23...hit .319 (23x72) with eight runs, six doubles and five RBI in the month of July...hit .317 (46x145) with 17 runs scored, 10 doubles, a triple, 12 RBI and 10 stolen bases from July 3-Aug. 20 raising his average from .197 to .278...tied career-high with three runs in a game on Aug. 3 at Detroit...had back-to-back three-hit games on Aug. 3 at Detroit and Aug. 6 at Chicago...hit first triple Aug. 15 vs. Kansas City...it was his first triple since July 12, 2003 vs. Tampa Bay...placed on the 15-day disabled Aug. 30 and then transferred to the 60-day disabled list on Sept. 30 with a strained left hamstring.

POSTSEASON EXPERIENCE: None.

AWARDS: Named the 2005 Mariners Unsung Hero by the Seattle Chapter of the BBWAA.

BLOOMQUIST'S PLAYING RECORD

YEAR CLUB	AVG.	G	AB	R	H	2B	3B	HR	RBI	SH	SF	HB	BB	SO	SB-CS	E	OBP
1999 Everett	.287	42	178	35	51	10	3	2	27	0	1	1	22	25	17-5	7	.366
2000 Lancaster	.379	64	256	63	97	19	6	2	51	1	1	0	37	27	22-12	12	.456
Tacoma	.225	51	191	17	43	5	1	1	23	4	3	0	7	28	5-0	3	.249
2001 San Antonio	.255	123	491	59	125	23	2	0	28	7	4	1	28	55	34-9	24	.294
2002 SEATTLE	.455	12	33	11	15	4	0	0	7	0	0	0	5	2	3-1	0	.526
Tacoma	.270	104	337	47	91	14	3	6	47	9	3	3	29	44	20-10	12	.331
2003 SEATTLE	.250	89	196	30	49	7	2	1	14	2	2	1	19	39	4-1	4	.317
2004 SEATTLE	.245	93	188	27	46	10	0	2	18	3	0	0	10	48	13-2	10	.283
2005 SEATTLE	.257	82	249	27	64	15	2	0	22	4	2	1	11	38	14-1	6	.289
2006 SEATTLE	.247	102	251	36	62	6	2	1	15	2	2	4	24	40	16-3	2	.320
ML TOTALS	.257	378	917	131	236	42	6	4	76	11	6	6	69	167	50-8	22	.312

DETAILED BREAKDOWN

2006					CAREER					CAREER BY BALLPARK						
AVG	AB	H	HR	RBI	AVG	AB	H	HR	RBI	AVG	AB	H	HR	RBI		
.308	13	4	0	1	Baltimore	.306	36	11	0	4	Camden Yards	.412	17	7	0	3
.227	22	5	0	2	Boston	.239	46	11	0	6	Fenway Park	.083	12	1	0	0
.294	17	5	0	1	Chi. White Sox	.324	71	23	0	4	U.S. Cellular Field	.333	42	14	0	1
.250	12	3	0	1	Cleveland	.200	70	14	0	4	Jacobus Field	.280	25	7	0	1
.125	16	2	0	0	Detroit	.316	76	24	1	5	Comerica Park	.294	34	10	1	3
.111	9	1	0	0	Kansas City	.188	64	12	0	6	Kauffman Stadium	.225	40	9	0	3
.000	11	0	0	0	L.A. Angels	.301	93	28	0	9	Angel Stadium of Anaheim	.273	55	15	0	5
.227	22	5	0	3	Minnesota	.281	64	18	0	7	Metrodome	.326	43	14	0	5
.222	9	2	0	0	N.Y. Yankees	.143	35	5	0	3	Yankee Stadium	.200	15	3	0	1
.206	34	7	1	2	Oakland	.248	125	31	2	10	McAfee Coliseum	.222	63	14	2	8
—	—	—	—	—	Seattle	—	—	—	—	—	Safeco Field	.247	461	114	1	43
.529	17	9	0	0	Tampa Bay	.321	53	17	1	7	Tropicana Field	.350	20	7	0	0
.333	39	13	0	4	Texas	.270	89	24	0	6	Ameriquest Field	.250	44	11	0	2
.077	13	1	0	0	Toronto	.146	41	6	0	3	Rogers Centre	.071	14	1	0	1
.000	0	0	0	0	Arizona	.000	0	0	0	0	Chase Field	.000	0	0	0	0
—	—	—	—	—	Atlanta	.000	0	0	0	0	Turner Field	—	—	—	—	—
—	—	—	—	—	Chi. Cubs	—	—	—	—	—	Wrigley Field	—	—	—	—	—
—	—	—	—	—	Cincinnati	—	—	—	—	—	Great American Ball Park	—	—	—	—	—
.000	1	0	0	0	Colorado	.000	1	0	0	0	Coors Field	—	—	—	—	—
—	—	—	—	—	Florida	—	—	—	—	—	Dolphins Stadium	—	—	—	—	—
—	—	—	—	—	Houston	.000	0	0	0	0	Minute Maid Park	—	—	—	—	—
.250	4	1	0	0	L.A. Dodgers	.250	4	1	0	0	Dodger Stadium	.250	4	1	0	0
—	—	—	—	—	Milwaukee	.000	3	0	0	0	Miller Park	.000	3	0	0	0
—	—	—	—	—	N.Y. Mets	.333	12	4	0	0	Shea Stadium	.600	5	3	0	0
—	—	—	—	—	Philadelphia	.000	3	0	0	0	Citizens Bank Park	.000	2	0	0	0
—	—	—	—	—	Pittsburgh	.500	2	1	0	0	PNC Park	.500	2	1	0	0
—	—	—	—	—	St. Louis	.000	3	0	0	0	Busch Stadium II	—	—	—	—	—
.400	5	2	0	0	San Diego	.167	12	2	0	0	PETCO Park	.333	6	2	0	0
.286	7	2	0	1	San Francisco	.286	7	2	0	1	AT&T Park	—	—	—	—	—
—	—	—	—	—	Washington	.286	7	2	0	1	RFK Stadium	.500	4	2	0	0
.221	122	27	0	7	at Home	.247	461	114	1	43	Busch Stadium I	.000	3	0	0	0
.271	129	35	1	8	Away	.268	456	122	3	33	Qualcomm Stadium	.000	3	0	0	0
.263	118	31	0	7	Pre-ASG	.255	384	98	1	30	Veterans Stadium	.000	2	0	0	0
.233	133	31	1	8	Post-ASG	.259	533	138	3	46	—	—	—	—	—	—
.253	99	25	1	5	vs. LHP	.268	370	99	3	27	—	—	—	—	—	—
.243	152	37	0	10	vs. RHP	.250	547	137	1	49	—	—	—	—	—	—
.228	57	13	0	12	RISP	.250	216	54	3	70	—	—	—	—	—	—
.000	4	0	0	0	Bases Loaded	.130	23	3	1	11	—	—	—	—	—	—
.200	5	1	0	0	as PH	.211	19	4	0	1	—	—	—	—	—	—
.000	0	0	0	0	as DH	.333	3	1	0	0	—	—	—	—	—	—
—	—	—	—	—	in March	—	—	—	—	—	—	—	—	—	—	—
.308	26	8	0	3	April	.257	101	26	0	10	—	—	—	—	—	—
.286	56	16	0	2	May	.228	123	28	0	6	—	—	—	—	—	—
.207	29	6	0	2	June	.209	86	18	0	3	—	—	—	—	—	—
.171	35	6	0	2	July	.268	231	62	1	21	—	—	—	—	—	—
.226	53	12	1	3	August	.246	256	63	2	22	—	—	—	—	—	—
.275	51	14	0	3	September	.322	118	38	1	14	—	—	—	—	—	—
.000	1	0	0	0	October	.500	2	1	0	0	—	—	—	—	—	—

BLOOMQUIST'S CAREER TRANSACTIONS

- Selected by Seattle in 3rd round of 1999 June Draft; signed by scout Rodney Davis.
- Placed on 15-day DL May 4 (retro to May 2)–May 21, 2004 with a strained lower back (included rehab assignment to Tacoma May 17–21).
- Placed on 15-day DL Aug. 30, 2005 then transferred to the 60-day disabled list on Sept. 30, 2005, with a strained left hamstring.

BASEBALL HALL OF FAME

Research Assistance — The Hall of Fame Library & Archive houses in excess of 2.5 million print, photo and multimedia documents. The Hall of Fame is pleased to provide assistance in baseball research and members of the media are encouraged to utilize this valuable baseball resource when ever necessary, by calling the Public Relations department at (607) 547-0215, or the Library Reference desk at (607) 547-0330.



BEN BROUSSARD (23)

POSITION: Infielder

AGE: 30, turns 31 Sept. 24

BORN: 9-24-76 in Beaumont, TX

BATS: Left

THROWS: Left

HEIGHT: 6-2

WEIGHT: 220

ML SERVICE: 4 years, 33 days

CONTRACT STATUS: Signed thru 2007

ACQUIRED: Traded to Seattle by Cleveland in exchange for Shin-Soo Choo (of) and a PTBNL (Shawn Nottingham) on July 26, 2006.

2006:

- Batted a combined .289 with a career-high 21 homers and 63 RBI in a personal-best 144 games between Cleveland and Seattle...hit .238 with 8 homers and 17 RBI with the Mariners over 56 games after batting .321 with 46 RBI in 88 contests for Cleveland.
- Batted .308 (114x370) vs. right-handed pitchers.
- Played 80 games at first base for the Indians...was the designated hitter in 45 of his 56 games for Seattle, platooning after his acquisition.
- Was the Indians' leading hitter (.326) at the time of the trade.
- Slapped a career-high tying 4 hits, including Aug. 19 in Anaheim with Seattle.
- Hit two home runs, including his fourth grand slam, and drove in a career-high eight runs on April 27 vs. Boston.
- Had a season-high eight-game hitting streak June 28-July 7...hit safely in nine of 10 games from July 16-29 (11x35/.314).
- Just three days after being traded from Cleveland to Seattle, hit a home run vs. his former club in his first game as a Mariner in the 9th inning on July 29 at Jacobs Field...the 21st player (third in '06) to homer in first game with Seattle.
- Batted .415 (27x65) with 5 homers and 20 RBI in April...also hit 5 homers along with 11 RBI and a .306 average in June...batted .310 (22x71) in July.
- Batted .408 (20x49) vs. the White Sox...had four homers and a .302 average (13x43) against Texas.
- Was 3x4 with a home run on Sept. 10 vs. Texas...also had three hits (3x5) and a homer Sept. 24 at Chicago (AL).

PERSONAL: Benjamin Isaac Broussard...resides in Austin, TX with his wife, Brenda...has one daughter, Mia (6/17/05)...was a nursing major at McNeese State (LA) University, where he set single-season and career school records for runs, hits, home runs and RBI...in his senior season ranked second in the nation with 91RBI...in 1999 was a *College Baseball Insider* All-America selection...also in 1999 was a finalist for the Dick Howser Award, given to the nation's top collegiate baseball player by the National Collegiate Baseball Writers Association...selected by the Reds in the second round of the June 1999 first-year player draft (65th pick overall in draft)...he and Brenda were active in the Cleveland community, participating in the First Energy Grand Slam Summer Literacy Program, the Major League Lunch & Feed the Need Programs, the RBI Larry Doby Program, Giant Eagle Baseball Camps and a free baseball clinic with Cleveland State University for kids from the RBI Program and Cleveland Baseball Federation...put out a solo music album in 2005 and is an avid guitarist and song writer...graduated from Hardin-Jefferson High School in Sour Lake, TX in 1995.

CAREER: Lifetime .275 average against right-handed pitchers...has started at 1B, LF and DH in pro career...originally drafted by Cincinnati.

1999: Was a Pioneer League All-Star, winning the league batting crown with a .407 average...was named Pioneer League Player of the Week for 7/12-7/18 and in his first professional season made the jump from Rookie League to Class AA...at Billings, Clinton and Chattanooga combined to hit .332 with 24 HR and 75 RBI...among Reds minor leaguers ranked second in hitting and T-3rd in home runs...began his professional career

BROUSSARD'S CAREER HIGHS

MOST HITS: 4 - 6 times;

last 8/19/06 at LAA (with SEA)

MOST HOME RUNS: 2 - 5 times;

last 4/27/06 vs. BOS (with CLE)

MOST RBI: 8 - 4/27/06 vs. BOS (with CLE)

MOST STOLEN BASES: 1 - 13 times;

last 9/29/06 vs. TEX (with SEA)

LONGEST HITTING STREAK: 10 - 9/1-11/03

CAREER GRAND SLAMS: 4 -

last 4/27/06 vs. BOS (with CLE)

BROUSSARD (continued)

by reaching base safely in each of his first 44 games...began the year at Billings, where he hit .407 (14 HR, 48 RBI) in 38 G...in a 16-8 win on 7/12 at Great Falls went 5-for-5 with 3 homers, including a grand slam, and 11 RBI...in that game had a sixth plate appearance but was walked intentionally with the bases loaded...established new Pioneer League records with 11 RBI and 16 total bases...from 7/1-7/18 had a 16-game hitting streak (.557, 8 HR, 29 RBI)...when promoted to Clinton was leading the Pioneer League in home runs (finished 3rd), on-base percentage (.527), slugging percentage (.800), hits and extra-base hits (27) and was second in batting and RBI...was named to the Baseball America Short-Season All-Star Team...appeared in only 5 games at Clinton (11x20, .550, 2 HR, 6 RBI) before he was promoted to Chattanooga on 7/31...for the Lookouts recorded 8 HR and 21 RBI in just 35 games...following the season almost won the California Fall League's Triple Crown by hitting .387 with 9 HR and 34 RBI for San Bernardino...led the CFL in homers and RBI and finished second in hitting...also led the CFL with 21 extra-base hits, ranked second with a .757 slugging percentage and .497 on-base percentage and ranked third with 43 hits and 34 runs scored...combined on the year he appeared in 53 games in the OF and 24 at first base.

2000: Selected to the Southern League All-Star Game but was sidelined with a broken right wrist...was named Southern League Player of the Week for 4/14-4/20...ranked T-4th in the Southern League with 72 walks...on 5/ 9 vs. Birmingham suffered a broken right wrist while sliding for a ball...prior to the injury ranked second in the Southern League in hitting (.353)...returned to the Lookouts on 6/29 and the rest of the season hit .214...in the 2-1 victory on 6/29 at Orlando scored the winning run by stealing home...appeared in 70 games in the OF and 15 at first base...appeared in 17 games for Grand Canyon in the Arizona Fall League (.193, 0 HR, 7 RBI).

2001: Split season between Class A Mudville and Class AA Chattanooga, combined to hit .303 with 28 HR and 90 RBI...at Chattanooga hit .320 (23 HR, 69 RBI, 10 SB) to win the Southern League batting championship...also led the SL in slugging percentage (.592), ranked second in on-base percentage (.428) and ranked fifth in home runs (23) and was a TOPPS Class AA All-Star...among all Reds minor leaguers ranked T-2nd in HR, fourth in RBI and fifth in hitting...was named Southern League Batter of the Week 3 times and on the year appeared in 123 games at first and 3 in the OF...was a member of Team USA that won a silver medal in the 2001 Baseball World Cup in Taiwan along with Josh Bard and Jason Stanford...also played for Pollos in the Dominican Winter League...on 11/6 was added to the Reds' 40-man roster.

2002: Was acquired from the Cincinnati Reds on 6/7 and split the remainder of the 2002 season between AAA Buffalo and the big leagues with Cleveland...began the 2002 season at AAA Louisville, hitting .295 (26x88) in April with 4HR & 18 RBI in 24 games...was named the Cincinnati organization's best hitter for average and sixth-best prospect by Baseball America entering the 2002 season...hit a pair of homers on 5/13 vs. Syracuse (3x5, 3RS, 3RBI) and homered in 4 of 6 games (5HR) from 5/10-16...after being acquired he was assigned to AAA Buffalo where he appeared in 14 games (12x49, .245) before being recalled to Cleveland on 6/22 when Todd Dunwoody (ankle/foot sprain) was placed on the DL...made his major league debut that night in a pinch-hitting appearance at Montreal and made his first start in LF on 6/23 at Montreal, notching his first hit in the 2nd inning off Tony Armas, Jr...hit his first home run on 6/26 at Boston off Pedro Martinez (also first career RBI)...collected season/career-high 3 hits on 7/19 at KC and did not post a multiple RBI game...he appeared in 31 games with Cleveland from 6/22 to 8/1 (31G, .234, 22x94, 3HR, 7RBI) before being optioned back to AAA Buffalo on 8/1...was recalled for 2nd time after the conclusion of the AAA playoffs (.333, 7x21, 3 2B, 3RBI) and appeared in 8 games in September, going 5 for 18 (.278) w/a HR & 2 RBI...on the year with Cleveland he made 29 starts in left field (32G) and 3 starts at first base (4G).

2003: Spent most of the season in the major leagues with Cleveland and teamed with Travis Hafner in the second half to solidify the first base position...began the season on the 15-day DL after straining his right oblique muscle on 3/14...after a short rehab assignment in AAA Buffalo, Ben was activated from the DL and optioned to AAA Buffalo on 4/8...was recalled from AAA Buffalo on 5/13 and made his 2003 debut vs. Seattle...hit his first HR of 2003 on 5/14 vs. Seattle (Garcia)...had a career night on 7/11 vs. Chicago-AL, collecting career-highs in runs (3), hits (4), HR (2) & RBI (5)...also had a two-homer game on 9/1 at Detroit...hit in a career-high 10 straight games from 9/1-11, but hit .106 (5x47) from 9/12

thru the end of the season (2HR, 7RBI, 13G)...Ben finished 8th among AL rookies in RS (53), 10th in OBP (.312), 6th in slugging % (.443) & tied for 7th in HR (16) along with New York's Hideki Matsui...was 7th among AL batters in % of first pitch put in play (44.2%)...hit .288 (40x139) with no outs (8HR, 14RBI) and .296 (29x98) when leading off an inning.

2004: Had a solid offensive season after getting off to a slow start to begin the campaign... finished 4th on the team with a career-high 80RBI in just 415 at bats...led all AL hitters in RBI among those with 425 at bats or less...only Barry Bonds (101, 373) and Jason Bay (82, 411) had more in the Majors...also became just the 4th player in ML history and the first since Darryl Strawberry in 1998 to hit 2 pinch-hit grand slams in the same season... hit PH grand slam #1 on June 23 at Chicago-AL (off Jackson) and PH grand slam #2 on August 12th vs. Toronto (off Chulk)...on the year he hit 3 grand slams (other coming on 8/9 CWS off Diaz), which equaled the AL lead with Hank Blalock & Ruben Sierra...the PH grand slam on June 23 at Chicago was the first by an Indians player since Casey Parsons on August 6, 1987 vs. Toronto and was the first PH homer for Cleveland since Lofton on 6/19/01 vs. Minnesota...the bat he hit the 2nd PH HR with was requested and sent to the Baseball Hall of Fame...on the year he hit .636 (7x11) with the bases loaded with 3HR & 23RBI. Sprained his left ankle on opening night after going 4 for 4 (2nd career four hit game) covering a bunt play on April 5 at Minnesota and missed 6 games...went on to hit .304 (14x46) in April w/1HR & 8RBI in 16 games before struggling in May (.200, 15x75, 22G), enduring an 0 for 27 stretch from May 18-30...rebounded after that, as he hit .290 (87x300) with 16 HR & 64 RBI in 112 games from May 31 thru the end of the season...hit .297 (19x64) w/3HR & 20 RBI in 24 June games and .326 (28x86) with 6HR & 18 RB in August...hit .253 (23x91) in Sept./Oct, but finished strong by hitting .351 (20x57) w/4HR & 16 RBI over his last 16 games...had two 5RBI games to equal a career-high (5/25 vs. Colorado, Sept. 21 at Detroit)...went 4 for 4 w/an RBI and game-winning HR on July 23 vs. Kansas City...went 4 for 14 as a pinch hitter w/2HR & 10RBI, which was 2nd behind Ruben Sierra (11) among AL pinch hitters...slugging % in the 2nd half was .595 compared to .380 in the first half after hitting .300 (63x210) with 13 2B, 13 HR & 43 RBI after the break...appeared in 133 games at first base, making 107 starts...finished 8th among AL first basemen in fielding % at .994 (1074TC, 6E)...his .451 (32x71) average on the first pitch was the 6th best mark among AL hitters.

2005: Platooned at first base vs. RHP most of the season...had an inconsistent offensive season, but came on over the last six weeks to post a career-high 19 homers in 142 games...on the year he made 112 starts at first base and 2 starts at the DH spot...had a pair of two-homer games: June 25 vs. Cincinnati and August 13 vs. Oakland (game-winner in the 8th inning), bringing his career 2HR game total to four...his 5RBI on August 13 equaled a career-high (4th time) as he drove in all 5 Cleveland runs that evening...hit a game-ending "walk-off" home run on August 19 vs. Baltimore off Steve Kline in the 10th inning (entered the game in the 9th inning)...from August 19 thru the end of the season he hit .258 (31x120) w/10 2B, 8HR & 26 RBI in 39 games...hit a career-high 3 doubles and drove in 4 runs on Sept. 24 vs. Kansas City...compiled a fielding % of .992 (1151TC, 9E) in 138 games at first base, the 7th-best mark among league first basemen...had the only 2-error game of his career on Sept. 13 vs. Oakland...was the 4th hardest batter in the American League to double up (1GIDP per 116.5 AB)...got off to slow start, hitting .203 (12x59) w/1HR & 5RBI thru 19 games (April 28)...from April 29 until the end of the season he hit .263 (107x407) with 27 2B, 18 HR & 63 RBI in 123 games...hit .288 (61x212) with runners on base and hit .364 (8x22) in the #4 spot in the order...started in every spot in the order except 1st & 2nd.

POSTSEASON EXPERIENCE: None.

BROUSSARD'S CAREER PLAYING RECORD

YEAR	CLUB	AVG	G	AB	R	H	2B	3B	HR	RBI	SH	SF	HB	BB	SO	SB-CS	E	OBP
1999	Billings	.407	38	145	39	59	11	2	14	48	0	1	4	34	30	1-0	5	527
	Clinton	.550	5	20	8	11	4	1	2	6	0	0	0	3	4	0-0	2	609
	Chattanooga	.213	35	127	26	27	5	0	8	21	0	0	3	11	4	1-0	2	291
2000	Chattanooga	.255	87	286	64	73	8	4	14	51	0	2	6	72	78	15-2	10	413
2001	Chattanooga	.320	100	353	81	116	27	0	23	69	0	3	8	61	69	10-3	8	360
	Mudville	.245	30	102	14	25	5	0	5	21	0	3	4	16	31	0-0	2	428
2002	Louisville	.273	57	187	31	51	14	1	11	30	0	3	9	31	50	4-1	2	396
	Buffalo	.242	42	153	30	37	8	0	5	21	1	1	3	24	30	0-0	3	354
	CLEVELAND	.241	39	112	10	27	4	0	4	9	0	0	1	7	25	0-0	2	292
2003	Buffalo	.250	32	120	17	30	2	1	3	15	0	2	1	9	29	3-0	2	303
	CLEVELAND	.249	116	386	53	96	21	3	16	55	3	3	5	32	75	5-2	9	312
2004	CLEVELAND	.275	139	419	57	115	28	5	17	82	1	2	12	52	95	4-2	6	370
2005	CLEVELAND	.255	142	466	59	119	30	5	19	68	0	3	4	32	98	2-2	9	307
2006	CLEVELAND	.321	88	268	44	86	14	0	13	46	0	2	1	17	58	0-1	7	361
	SEATTLE	.236	55	161	17	38	6	0	8	17	0	2	2	9	45	2-0	2	422
ML TOTALS		.266	580	1814	240	482	104	13	77	277	4	12	25	149	396	13-7	33	.328

DETAILED BREAKDOWN

2006					CAREER					CAREER BY BALLPARK						
BA	AB	H	HR	RBI	BA	AB	H	HR	RBI	BA	AB	H	HR	RBI		
.381	21	8	0	3	Baltimore	.375	56	21	2	10	Camden Yards	.351	37	13	1	8
.444	18	8	3	12	Boston	.258	89	23	5	20	Fenway Park	.263	38	10	1	3
.408	49	20	3	8	Chi. White Sox	.275	218	60	11	35	U.S. Cellular Field	.267	116	31	4	17
.250	4	1	1	1	Cleveland	.250	4	1	1	1	Jacobs Field	.267	812	217	41	146
.233	30	7	1	3	Detroit	.258	198	51	11	43	Comerica Park	.262	103	27	7	28
.357	28	10	0	4	Kansas City	.303	188	57	7	31	Kauffman Stadium	.336	107	36	3	14
.340	50	17	3	9	L.A. Angels	.259	112	29	5	13	Angel Stadium of Anaheim	.278	54	15	3	9
.200	35	7	0	1	Minnesota	.281	217	61	11	25	Metrodome	.352	108	38	7	13
.161	31	5	1	2	N.Y. Yankees	.221	113	25	3	11	Yankee Stadium	.160	50	8	0	3
.239	46	11	2	5	Oakland	.248	105	26	4	12	McAfee Coliseum	.229	48	11	1	2
.385	13	5	1	1	Seattle	.279	86	24	3	11	Safeco Field	.224	125	28	2	10
.111	18	2	1	2	Tampa Bay	.213	75	16	2	11	Tropicana Field	2.060	34	7	2	5
.302	43	13	4	7	Texas	.275	91	25	6	14	Amerisure Field	.213	47	10	4	9
.250	8	2	0	0	Toronto	.210	62	13	1	12	Rogers Centre	.176	34	6	0	3
—	—	—	—	—	Arizona	.200	20	4	0	2	Chase Field	.273	11	3	0	1
—	—	—	—	—	Atlanta	.000	2	0	0	0	Turner Field	.000	2	0	0	0
.300	10	3	0	2	Chi. Cubs	.300	10	3	0	2	Wrigley Field	—	—	—	—	—
.267	15	4	1	3	Cincinnati	.266	64	17	3	9	Great American Ball Park	.333	30	10	1	4
—	—	—	—	—	Colorado	.318	22	7	1	8	Cors Field	.143	7	1	0	0
—	—	—	—	—	Florida	.222	9	2	0	2	Dolphins Stadium	—	—	—	—	—
—	—	—	—	—	Houston	—	—	—	—	—	Minute Maid Park	—	—	—	—	—
—	—	—	—	—	L.A. Dodgers	.250	8	2	0	0	Dodger Stadium	—	—	—	—	—
.000	5	0	0	0	Milwaukee	.000	5	0	0	0	Miller Park	.000	5	0	0	0
—	—	—	—	—	N.Y. Mets	1.000	1	1	0	0	Shea Stadium	1.000	1	1	0	0
—	—	—	—	—	Philadelphia	—	—	—	—	—	Citizens Bank Park	—	—	—	—	—
.200	5	1	0	0	Pittsburgh	.261	23	6	0	2	PNC Park	.278	18	5	0	2
.333	3	1	0	0	St. Louis	.333	3	1	0	0	Busch Stadium II	—	—	—	—	—
—	—	—	—	—	San Diego	.278	18	5	1	3	PETCO Park	.222	9	2	0	0
—	—	—	—	—	San Francisco	1.00	10	1	0	0	AT&T Park	.100	10	1	0	0
—	—	—	—	—	Washington	.200	5	1	0	0	RFK Stadium	—	—	—	—	—
.320	231	74	12	36	at Home	.262	892	234	41	148	Busch Stadium I	.333	3	1	0	0
.254	201	51	9	27	Away	.269	922	248	36	129	Olympic Stadium	.200	5	1	0	0
.330	230	76	11	41	Pre-ASG	.273	921	251	33	145	—	—	—	—	—	
.243	202	49	10	22	Post-ASG	.259	893	232	44	132	—	—	—	—	—	
.177	62	11	3	8	vs. LHP	.226	332	75	12	56	—	—	—	—	—	
.308	370	114	18	55	vs. RHP	.275	1482	407	65	221	—	—	—	—	—	
.298	114	34	4	40	RISP	.257	479	123	17	190	—	—	—	—	—	
.333	12	4	1	11	Bases Loaded	.333	45	15	4	51	—	—	—	—	—	
.261	23	6	1	6	as PH	.267	60	16	3	18	—	—	—	—	—	
.215	130	28	4	11	as DH	.213	141	30	4	11	—	—	—	—	—	
.415	65	27	5	20	April	.320	178	57	7	36	—	—	—	—	—	
.250	64	16	1	5	May	.266	286	76	8	38	—	—	—	—	—	
.306	72	22	3	11	June	.259	320	83	12	51	—	—	—	—	—	
.310	71	22	5	11	July	.263	365	96	15	43	—	—	—	—	—	
.200	80	16	4	10	August	.261	307	80	16	48	—	—	—	—	—	
.273	77	21	3	6	September	.249	337	84	18	59	—	—	—	—	—	
.333	3	1	0	0	October	.286	21	6	1	2	—	—	—	—	—	

BROUSSARD'S CAREER TRANSACTIONS

- Selected by Cincinnati in the 2nd round of the June, 1999 draft.
- Acquired by Cleveland from the Reds in exchange for Russell Branyan on June 7, 2002.
- On 15-day DL March 27-April 8, 2003, with strained right oblique muscle.
- Acquired by Seattle from Cleveland in exchange for Shin-Soo Choo (of) and a PTBNL (LHP Shawn Nottingham), July 26, 2006.



RYAN FEIERABEND (63)

POSITION: Left-Handed Pitcher

AGE: 21, turns 22 Aug. 22

BORN: 8-22-85 in Cleveland, OH

BATS: Left

THROWS: Left

HEIGHT: 6-3

WEIGHT: 190

ML SERVICE: 0 years, 24 days

CONTRACT STATUS: Signed through 2007

ACQUIRED: Mariners' 3rd round selection in the 2003 June draft; signed by Mariners scout Ken Madeja.

2006:

- Recalled from San Antonio (AA) on Sept. 8, appearing in four games, including two starts.
- One of 13 players to make their Major League debut with Seattle in 2006.
- Made ML debut Sept. 13 vs. TOR, tossing 2.0 shutout innings (6 batters faced).
- Allowed just one hit in 4.0 shutout innings in his second appearance Sept. 16 at KC.
- Opponents had just one hit off him in his two relief appearances (1x20/.050)...limited opponents to a .231 (15x65) average in four appearances.
- Made first career start on Sept. 24 at CHI (AL) and took the loss...tossed 6.0 innings allowing five runs on eight hits, including three home runs (6,0,8,5,5,3,4,3HR).
- Had no decision in second start on Sept. 29 vs. Texas (5,0,6,2,2,3,3).
- Started season with San Antonio, making 28 starts.
- His nine wins were tied for fifth among all Mariners farmhands, while his career-high and team-best 127 strikeouts were also the fifth highest.
- Allowed two earned runs or less in 16 of 28 starts and three ER or less in 19 of 28 GS.
- Was 4-0, 1.01 (3 ER, 26.2 IP) with 32 SO and 2 BB in four consecutive starts June 9-27.
- Did not allow a run in back-to-back starts, tossing 11.2 scoreless innings, June 9 & 14.
- Struck out 10 or more batters twice: career-high 11 June 27 vs. Arkansas and 10 SO June 14 at Corpus Christi.
- Did not allow a walk in four consecutive starts (24.1 IP) from June 14-July 3.
- Went 4-1 with a 2.35 ERA (8 ER/30.2 IP) in five starts in the month of June.
- Won eight of 10 decisions from June 9-Aug. 3, going 8-2 with a 2.74 ERA (21 ER/69.0 IP) while striking out 66 batters...during this stretch lowered season ERA from 5.37 to 3.89.
- Lost five consecutive decisions to end the season, from Aug. 8-Sept. 3.

PERSONAL: Ryan Robert Feierabend (FEAR-bin)...graduated from Midview High School in Grafton, OH in 2003...two-time Lorain County Player of the Year...went 6-3 with a 0.68 ERA and an area-high 102 strikeouts in 51 1/3 innings...helped the Middies win the Lorain County Conference Championship...named first-team all-district and All-Ohio.

2003: Began pro career with Peoria, appearing in six games, five starts...allowed two or less earned runs in each of his appearances...participated in the Mariners 2003 Fall Instructional League.

2004: Made 26 starts with Wisconsin...finished 3rd in the Midwest League in home runs allowed (17) and 5th in innings pitched (161.0)...won four straight starts from April 16-May 4...tossed 16 2/3 consecutive innings without allowing a run at home from April 16-May 4...finished season 1-1 in last six starts despite allowing only 11 runs in 38 innings...held lefties to a .198 average (25x126)...allowed three or less runs in 20 of 26 starts...named to the Midwest League All-Star Game and was the winning pitcher...named Wisconsin's co-Most Valuable Pitcher by the Seattle Mariners.

2005: Made 29 starts with Inland Empire...finished second among all Mariners farmhands with 122 strikeouts and second in the Cal League with a 3.88 ERA...started off slow going 2-5 with a 5.17 ERA through the first three months, but rebounded in the second half going 6-2 with a 1.34 ERA...allowed two or less runs in 19 of 29 starts...did not allow an earned run in three consecutive starts (18.0 IP), June 25-July 8.

FEIERABEND'S CAREER HIGHS

MOST STRIKEOUTS: 4 - 9/24/06 at CWS

LOW-HIT GAME: None

LONGEST WINNING STREAK: None

LONGEST LOSING STREAK: 1 - 9/24/06-current

MOST INNINGS PITCHED:

STARTER: 6.0 - 9/24/06 at CWS

RELIEVER: 4.0 - 9/16/06 at KC

FEIERABEND'S PLAYING RECORD

Year	Club	W-L	ERA	G	GS	CG	SHO	SV	IP	H	R	ER	HR	BB	SO	WP	BK
2003	Pooria	2-3	2.61	6	5	0	0	1	20.2	23	11	6	0	6	12	1	1
2004	Wisconsin	9-7	3.63	26	26	1	1	0	161.0	158	78	65	17	44	106	14	0
2005	Inland Empire	8-7	3.88	29	29	0	0	0	150.2	186	80	65	16	51	122	3	0
2006	San Antonio	9-12	4.28	28	28	0	0	0	153.2	156	87	73	16	55	127	6	1
	SEATTLE	0-1	3.71	4	2	0	0	0	17	15	7	3	7	11	1	2	
ML TOTALS		0-1	3.71	4	2	0	0	0	17	15	7	7	3	7	11	1	2

DETAILED BREAKDOWN

2006							CAREER							CAREER BY BALLPARK						
W-L-S	ERA	G	IP	H	ER		W-L-S	ERA	G	IP	H	ER		W-L-S	ERA	G	IP	H	ER	
						Baltimore								Camden Yards						
						Boston								Fenway Park						
0-1-0	7.50	1	6.0	8	5	Chi. White Sox	0-1-0	7.50	1	6.0	8	5		U.S. Cellular Field						
						Cleveland								Jacobs Field						
						Detroit								Comerica Park						
0-0-0	0.00	1	4.0	1	0	Kansas City	0-0-0	0.00	1	4.0	1	0		Kauffman Stadium	0-0-0	0.00	1	4.0	1	0
						L.A. Angels								Angel Stadium of Anaheim						
						Minnesota								Metrodome						
						N.Y. Yankees								Yankee Stadium						
						Oakland								McAfee Coliseum						
						Seattle								Safeco Field	0-0-0	2.57	2	7.0	6	2
						Tampa Bay								Tropicana Field						
0-0-0	3.60	1	5.0	6	2	Texas	0-0-0	3.60	1	5.0	6	2		Ameriquest Field						
0-0-0	0.00	1	2.0	0	0	Toronto	0-0-0	0.00	1	2.0	0	0		Rogers Centre						
0-0-0	2.57	2	7.0	6	2	at Home	0-0-0	2.57	2	7.0	6	2								
0-1-0	4.50	2	10.0	9	5	Road	0-1-0	4.50	2	10.0	9	5								
						Before All-Star														
0-1-0	3.71	4	17.0	15	7	After All-Star	0-1-0	3.71	4	17.0	15	7								
0-1-0	5.73	2	11.0	14	7	Starter	0-1-0	5.73	2	11.0	14	7								
0-0-0	0.00	2	6.0	1	0	Relief	0-0-0	0.00	2	6.0	1	0								
						in March														
						April														
						May														
						June														
						July														
						August														
0-1-0	3.71	4	17.0	15	7	September	0-1-0	3.71	4	17.0	15	7								
						October														

FEIERABEND'S CAREER TRANSACTIONS

— Selected by the Seattle Mariners in the third round in the 2003 June draft; signed by Mariners scout Ken Madeja.

SINGLE GAME STRIKEOUT LEADERS

PLAYER	SO	# OF TIMES	LAST DONE	PLAYER	SO	# OF TIMES	LAST DONE
Randy Johnson	19	2	8/8/97 vs. Chi.	Mark Langston	12	3	8/29/84 vs. Det.
Randy Johnson	18	1	9/27/92 at Tex.	Mike Moore	12	2	8/14/85 vs. Cal.
Randy Johnson	16	2	7/18/97 vs. K.C.	Freddy Garcia	12	2	9/11/02 at Tex.
Mark Langston	16	1	5/10/88 at Tor.	Chris Bosio	12	1	4/18/93 at Det.
Mike Moore	16	1	8/19/88 at N.Y. (2)	Paul Abbott	12	1	8/23/99 vs. Cle.
Randy Johnson	15	12	7/11/98 vs. Ana.	Joel Piñeiro	12	1	5/30/03 at Min.
Mark Langston	15	1	6/25/86 vs. Clev.	Ken Cloude	11	1	5/23/98 vs. Tam.
Mark Langston	14	4	5/24/87 vs. Tor.	Jeff Fassero	11	1	9/6/98 vs. Balt.
Randy Johnson	14	5	7/13/97 vs. Tex.	Jamie Moyer	11	1	4/6/98 vs. N.Y.
Randy Johnson	13	9	8/15/97 #1 at Bal.	Joel Piñeiro	11	1	8/7/01 vs. Tor.
Erik Hanson	13	1	5/19/93 at Tex.	Gil Meche	11	1	5/21/04 vs. Det.
Mike Moore	13	1	8/24/88 at Balt. (2)	Felix Hernandez	11	1	8/15/05 vs. KC
Gaylord Perry	13	1	4/20/82 vs. Cal.	Eight others	11	42	
Randy Johnson	12	16	7/28/98 vs. Cle.				



MICHAEL GARCIPARRA (9)

POSITION: Infielder

AGE: 23, turns 24 April 2

BORN: 4-2-83 in Whittier, CA

BATS: Right **THROWS:** Right **HEIGHT:** 6-1 **WEIGHT:** 165

ML SERVICE: None

CONTRACT STATUS: Signed thru 2007

ACQUIRED: Mariners' supplemental 1st round selection (36th overall) in the 2001 June draft; signed by Mariners scout Derek Valenzuela.

2006:

- Combined to hit .311 (75x241) in 70 games with Tacoma (AAA) and San Antonio (AA).
- Started season with San Antonio, hitting safely in 20 of 28 games.
- Hit .476 (10x21) during five-game hitting streak from April 30-May 5.
- Recorded season-high nine-game hit streak, hitting .419 (13x31) from May 23-June 3.
- Promoted to Tacoma on June 16.
- With Tacoma, hit .351 (27x77) in 24 games at home, compared to .271 (16x59) in 18 games on the road...batted .364 (12x33) with men in scoring position...hit .406 (13x32) vs. lefties and .288 (30x104) vs. right-handed pitchers.
- On disabled list with a strained left calf from June 16-July 21 and included a four-game rehab stint with Peoria (Rookie) from July 17-21.
- Played for the Peoria Javelinas in the Arizona Fall League.

PERSONAL: Michael Robert Garciaparra (gar-see-uh-PARRA)...graduated from Don Bosco Technical High School in June 2001...named First-Team All-Camino Real League in baseball for three consecutive years...handled kicking duties for school's football team and also played on the varsity soccer team...missed most of 2001 high school baseball season while recovering from surgery to repair a torn ACL sustained during a football game.

CAREER: Spent entire pro career in the Mariners organization.

2001: Participated in the Mariners Arizona Instructional League.

2002: Played most of season at Peoria...promoted to Everett (A) on Aug. 23 and played 9 games...participated in 2002 Mariners Arizona Instructional League...suffered a broken nose while working in October.

2003: Appeared in 122 games at shortstop for Wisconsin (A)...had a season-high nine-game hit streak July 26-Aug. 4...season-high 4-hit game, Aug. 15...hit safely in 8 of 12 games to end the season...participated in the Mariners 2003 Arizona Instructional League.

2004: Started season with Inland Empire (A), appearing in 15 games before being placed on the DL from April 25-July 1 with a left wrist sprain...rehab assignment with Peoria from June 27-July 1...scored in six consecutive games (10 runs total) from Aug. 25-Aug. 31.

2005: Spent season with Inland Empire and set career-highs in runs scored (60), doubles (15) and home runs (6)...on DL from April 19-May 25 with a torn medial meniscus in right knee...hit .351 (39x111) with 25 runs, 6 doubles, 1 triple, 4 home runs and 16 RBI in August...hit .314 (85x271) vs. right-handers, compared to .231 (15x65) vs. lefties...had six hit streaks of six or more games, including a season-high seven-game hit streak, Aug. 15-25...named Cal League Player of the Week, Aug. 1-7...collected a personal-best five hits in six at-bats, including two doubles, two homers and a career-high six RBI vs. the Jet Hawks on Aug. 3...hit three homers on the week, the same number he had in 250 games entering the 2005 season.

GARCIPARRA'S PLAYING RECORD

YEAR CLUB	AVG.	G	AB	R	H	2B	3B	HR	RBI	SH	SF	HB	BB	SO	SB-CS	E	OBP
2002 Peoria	.275	46	160	27	44	8	5	0	20	6	0	8	20	42	13-4	18	.383
Everett	.161	9	31	3	5	2	0	0	3	1	0	0	4	15	0-1	3	.257
2003 Wisconsin	.243	122	440	55	107	12	1	2	38	3	3	9	38	80	14-4	50	.314
2004 Inland Empire	.226	70	234	48	53	12	3	1	26	2	1	7	31	44	5-4	16	.333
Peoria	.273	3	11	4	3	0	1	0	4	0	1	1	2	5	0-0	1	.429
2005 Inland Empire	.298	84	336	60	100	15	3	6	33	3	0	14	35	64	10-8	18	.387
2006 San Antonio	.305	28	105	13	32	3	1	1	16	1	2	5	8	21	1-1	3	.375
Tacoma	.316	42	136	26	43	5	0	1	10	1	0	3	22	26	3-3	6	.422
Peoria#	.313	4	16	3	5	3	0	1	2	0	0	0	1	0	1-1	2	.353

GARCIPARRA'S CAREER TRANSACTIONS

— Selected as a supplemental 1st round selection (36th overall) in the 2001 June draft.



SEAN GREEN (54)

POSITION: Right-handed Pitcher

AGE: 27, turns 28 April 20

BORN: 4-20-79 in Louisville, KY

BATS: Right **THROWS:** Right

HEIGHT: 6-6 **WEIGHT:** 230

ML SERVICE: 0 years, 155 days

CONTRACT STATUS: Signed through 2007

ACQUIRED: Traded to Seattle by the Colorado Rockies in exchange for Aaron Taylor (rhp) on Dec. 20, 2004.

2006:

- Started the year at Tacoma (AAA) but had two stints with Seattle, including finishing the year with the big club.
- One of 13 players to make his ML debut with Seattle in 2006.
- With Seattle, limited left-handed hitters to a .142 (8x42) average.
- Selected from Tacoma April 30 (Julio Mateo, 15-day DL) and made his ML debut May 2 at Minnesota.
- Did not allow a run in first two appearances and was scored on in just one of first five big league games (May 2-16).
- Tossed a career-high 3.2 innings May 12 at LA Angels.
- Allowed season-high 4 runs May 22 vs. Baltimore.
- Optioned back to Tacoma June 8, but was recalled for second time June 24.
- Pitched to a 2.60 ERA (5 ER, 17.1 IP) over final 14 games, June 28-end of season; allowed runs in just 3 of final 14 games.
- On 15-day DL with back spasms July 3-29; had spasms after pitching 0.1 inning July 2.
- Optioned back to Tacoma on Aug. 17 (Chris Snelling activated from DL) but was recalled on Aug. 20 (Mark Lowe, 15-day DL).
- Placed on 60-day DL Sept. 8; left game Sept. 6 with strained right lat muscle and was charged with only blown save of season...ended season on 60-day disabled list.
- Was 4-1 with 4 saves and 1.64 ERA (4ER/22.0IP) in 14 games at Tacoma.

PERSONAL: Sean William Green...resides in Louisville, KY, with his wife Christina and daughter Olivia (3/8/06)...attended the University of Louisville; is the first Louisville Cardinal to reach the Majors...originally selected by Colorado in the 12th round of the 2000 June draft; signed by Rockies scout Ty Coslow.

CAREER: Spent entire career as a reliever, starting just 2 of 308 games in pro career.

2000: Began his career with Portland (A), appearing in 22 games in relief.

2001: Spent season with Asheville (A)...appeared in 43 games, all in relief.

2002: Spent season with Salem (A), appearing in 52 games in relief...was 1-1 with 1 save and a 1.90 ERA (23.2 IP, 5 ER) in 18 relief appearances in June and July.

2003: Appeared in 46 games, two starts, with Visalia (A)...went 0-1, 5.40 ERA (8.1 IP, 5 ER) in two games as a starter...held opponents to a .281 average, including a .226 average vs. right-handers...struck out a career-high 56 in 80.0 innings.

2004: Spent season with Tulsa (AA), appearing in 52 games in relief...tossed a season-high 12 scoreless innings (nine games) from July 14-Aug. 2...went 1-0 with two saves, a 0.87 ERA (20.2 IP, 2 ER) and 11 strikeouts in 12 games in July... struck out 50 batters in 77.1 innings...traded to Seattle on Dec. 20 in exchange for Aaron Taylor (rhp).

2005: Started season with San Antonio (AA)...set career-high with 14 saves, including a save in seven consecutive appearances, May 6-22; did not allow an earned run in season-high seven games (8.2 IP)...held opponents to a .185 average, including a .149 clip vs. right-handers...promoted to Tacoma on May 30...was 2-0 with a 1.05 ERA (20 IP, 3 ER) with 20 strikeouts combined in 13 games in Aug. and Sept...member of the Texas League All-Star Team.

GREEN'S CAREER HIGHS

MOST STRIKEOUTS: 4 — 6/7/2006 vs. MIN

LOW-HIT GAME: No Complete

LONGEST WINNING STREAK: No ML wins

LONGEST LOSING STREAK: No ML losses

MOST INNINGS PITCHED:

STARTER: None

RELIEVER: 3.2 — 5/12/06 at LAA

GREEN'S PLAYING RECORD

YEAR CLUB	W-L	ERA	G	GS	CG	SHO	SV	IP	H	R	ER	HR	BB	SO	WP	BK
2000 Portland	1-4	8.48	22	0	0	0	0	28.2	45	32	27	2	19	17	5	0
2001 Asheville	3-4	5.90	43	0	0	0	0	58.0	66	43	38	4	28	37	8	2
2002 Salem	2-5	3.90	52	0	0	0	2	67.0	92	41	29	5	31	26	8	0
2003 Tulsa	3-4	4.84	46	2	0	0	0	80.0	90	54	43	2	38	56	4	0
2004 Tulsa	4-3	3.03	52	0	0	0	2	77.1	63	32	26	5	29	50	6	0
2005 San Antonio	0-1	2.96	21	0	0	0	14	24.1	17	11	8	1	8	18	6	0
Tacoma	4-2	3.65	33	0	0	0	1	49.1	40	23	20	1	29	44	8	0
2006 Tacoma	4-1	2.25	15	0	0	0	5	24.0	18	6	6	0	11	12	0	0
SEATTLE	0-0	4.50	24	0	0	0	0	32.0	34	16	16	2	13	15	2	0
ML TOTALS	0-0	4.50	24	0	0	0	0	32.0	34	16	16	2	13	15	2	0

DETAILED BREAKDOWN

2006						CAREER						CAREER BY BALLPARK						
W-L-S	ERA	G	IP	H	ER	W-L-S	ERA	G	IP	H	ER	W-L-S	ERA	G	IP	H	ER	
0-0-0	9.00	2	4.0	4	4	Baltimore	0-0-0	9.00	2	4.0	4	Camden Yards	—	—	—	—	—	—
0-0-0	0.00	1	1.1	0	0	Boston	0-0-0	0.00	1	1.1	0	Fenway Park	—	—	—	—	—	—
0-0-0	0.00	1	0.2	0	0	Chi. White Sox	0-0-0	0.00	1	0.2	0	U.S. Cellular Field	0-0-0	0.00	1	0.2	0	0
0-0-0	81.00	1	0.1	1	3	Cleveland	0-0-0	81.00	1	0.1	1	Jacobs Field	—	—	—	—	—	—
0-0-0	0.00	2	2.0	2	0	Detroit	0-0-0	0.00	2	2.0	2	Comerica Park	0-0-0	0.00	2	2.0	2	0
—	—	—	—	—	—	Kansas City	—	—	—	—	—	Kauffman Stadium	—	—	—	—	—	—
0-0-0	0.00	2	3.2	2	0	L.A. Angels	0-0-0	0.00	2	3.2	2	Angel Stadium of Anaheim	0-0-0	0.00	1	3.2	1	0
0-0-0	9.00	3	4.0	6	4	Minnesota	0-0-0	9.00	3	4.0	6	Metrodome	0-0-0	5.40	2	1.2	3	1
0-0-0	0.00	1	1.0	1	0	N.Y. Yankees	0-0-0	0.00	1	1.0	1	Yankee Stadium	—	—	—	—	—	—
0-0-0	1.59	4	5.2	6	1	Oakland	0-0-0	1.59	4	5.2	6	McAfee Coliseum	0-0-0	0.00	2	1.2	2	0
—	—	—	—	—	—	Seattle	—	—	—	—	—	Safeco Field	0-0-0	7.43	10	13.1	14	11
0-0-0	0.00	1	0.1	0	0	Tampa Bay	0-0-0	0.00	1	0.1	0	Tropicana Field	0-0-0	0.00	1	0.1	0	0
0-0-0	4.70	4	7.2	12	4	Texas	0-0-0	4.70	4	7.2	12	Ameriquist Field	0-0-0	4.70	4	7.2	12	4
—	—	—	—	—	—	Toronto	—	—	—	—	—	Rogers Centre	—	—	—	—	—	—
0-0-0	0.00	1	1.0	0	0	Arizona	0-0-0	0.00	1	1.0	0	Chase Field	0-0-0	0.00	1	1.0	0	0
—	—	—	—	—	—	Atlanta	—	—	—	—	—	Turner Field	—	—	—	—	—	—
—	—	—	—	—	—	Chi. Cubs	—	—	—	—	—	Wrigley Field	—	—	—	—	—	—
—	—	—	—	—	—	Cincinnati	—	—	—	—	—	Great American Ballpark	—	—	—	—	—	—
0-0-0	0.00	1	0.1	0	0	Colorado	0-0-0	0.00	1	0.1	0	Coors Field	—	—	—	—	—	—
—	—	—	—	—	—	Florida	—	—	—	—	—	Dolphin Stadium	—	—	—	—	—	—
—	—	—	—	—	—	Houston	—	—	—	—	—	Minute Maid Park	—	—	—	—	—	—
—	—	—	—	—	—	L.A. Dodgers	—	—	—	—	—	Dodger Stadium	—	—	—	—	—	—
—	—	—	—	—	—	Milwaukee	—	—	—	—	—	Miller Park	—	—	—	—	—	—
—	—	—	—	—	—	N.Y. Mets	—	—	—	—	—	Shea Stadium	—	—	—	—	—	—
—	—	—	—	—	—	Philadelphia	—	—	—	—	—	Citizens Bank Park	—	—	—	—	—	—
—	—	—	—	—	—	Pittsburgh	—	—	—	—	—	PNC Park	—	—	—	—	—	—
—	—	—	—	—	—	St. Louis	—	—	—	—	—	Busch Stadium	—	—	—	—	—	—
—	—	—	—	—	—	San Diego	—	—	—	—	—	PETCO Park	—	—	—	—	—	—
—	—	—	—	—	—	San Francisco	—	—	—	—	—	AT&T Park	—	—	—	—	—	—
—	—	—	—	—	—	Washington	—	—	—	—	—	RFK Stadium	—	—	—	—	—	—
0-0-0	7.43	10	13.1	14	11	at Home	0-0-0	7.43	10	13.1	14	11	—	—	—	—	—	—
0-0-0	2.41	14	18.2	20	5	Away	0-0-0	2.41	14	18.2	20	5	—	—	—	—	—	—
0-0-0	6.19	12	16.0	15	11	Pre-ASG	0-0-0	6.19	12	16.0	15	11	—	—	—	—	—	—
0-0-0	2.81	12	16.0	19	5	Post-ASG	0-0-0	2.81	12	16.0	19	5	—	—	—	—	—	—
—	—	—	—	—	—	Starter	—	—	—	—	—	—	—	—	—	—	—	—
0-0-0	4.50	24	32.0	34	16	Relief	0-0-0	4.50	24	32.0	34	16	—	—	—	—	—	—
—	—	—	—	—	—	In March	—	—	—	—	—	—	—	—	—	—	—	—
—	—	—	—	—	—	April	—	—	—	—	—	—	—	—	—	—	—	—
0-0-0	5.84	9	12.1	12	8	May	0-0-0	5.84	9	12.1	12	8	—	—	—	—	—	—
0-0-0	8.10	2	3.1	3	3	June	0-0-0	8.10	2	3.1	3	3	—	—	—	—	—	—
0-0-0	0.00	1	0.1	0	0	July	0-0-0	0.00	1	0.1	0	0	—	—	—	—	—	—
0-0-0	3.29	9	13.2	17	5	August	0-0-0	3.29	9	13.2	17	5	—	—	—	—	—	—
0-0-0	0.00	3	2.1	2	0	September	0-0-0	0.00	3	2.1	2	0	—	—	—	—	—	—
—	—	—	—	—	—	October	—	—	—	—	—	—	—	—	—	—	—	—

GREEN'S CAREER TRANSACTIONS

- Selected by Colorado in 12th round of June, 2000 free agent draft.
- Acquired by Seattle from Colorado in exchange for Aaron Taylor (rhp), Dec. 20, 2004.
- On 15-day disabled list July 3-29, 2006, with back spasms.
- On 60-day disabled list Sept. 8, 2006-end of season with strained right lat muscle.



JOSE GUILLEN (6)

POSITION: Outfielder

AGE: 30 **BORN:** 5-17-76 in San Cristobal, DR

BATS: Right **THROWS:** Right **HEIGHT:** 6-0 **WEIGHT:** 195

ML SERVICE: 9 years, 51 days

CONTRACT STATUS: Signed through 2007 with option for 2008

ACQUIRED: Signed as a free agent on Dec. 4, 2006.

2006:

- Batted .216 (52x241) with 15 doubles, 9 homers and 40 RBI in 69 games for the Nationals in an injury-shortened season.
- Despite injuries, posted 40 RBI in 69 games to rank sixth on the club.
- Hit safely in eight consecutive games before playing in final game of '06 season on July 18 at Florida...went 0x1 before removing self from game in the second inning...one week later, had season-ending right-elbow UCL reconstructive surgery (Tommy John) performed by Dr. James Andrews on July 25 in Birmingham, Ala.
- Also endured 2-week (14-game) stay on the DL, May 26-June 9, with a strained right hamstring...left April 7 game at Houston with a left forearm contusion, which was sustained when hit by a Brandon Backe offering...x-rays were negative.
- Ended season strong offensively, posting 13 RBI in final 13 contests, July 1-17...25 of 52 hits (48%) went for extra bases (15 doubles, triple, 9 home runs)...hit 4 of 9 homers at RFK, which was one more than '05 total (3) in DC.
- Was coming off off-season left-shoulder SLAP repair surgery, performed by Dr. John Uribe on Nov. 21, 2005...saw limited action in Spring Training.
- Hit game-winning 2-run shot in the 10th inning off Jorge Julio to trigger a 9-5 win vs. the Mets, April 5...the 10th-inning blast was the fifth extra-inning long ball of career (2nd as a National, also April 9, 2005 at Florida).
- Hit upper-deck 2-run homer in a 5-4 win vs. Pittsburgh on May 7.
- Launched two homers and posted three RBI in a 7-1 win on May 9 at Cincinnati...multi-homer game was first since June 22, 2005 at Pittsburgh.
- In first start after being reinstated from the 15-Day DL, June 11 vs. Philadelphia, went 2x3 with 2 doubles and 2 RBI to trigger a 6-0 win...2-run double in the third was the game-winning hit.
- Laced tie-breaking and game-winning RBI triple off Mariano Rivera in an 11-9 victory vs. the Yankees on June 17.
- By notching 2 assists on June 28 at Toronto, became the first franchise outfielder to record 2 outfield assists in the same game since Juan Rivera turned the trick on Aug. 7, 2004 at Houston.

PERSONAL: Jose Manuel Guillen...single...has two children: Jose Guillen Jr. and Jose Manuel Guillen (Lebron)... hails from San Cristobal, DR, the same hometown as Raul Mondesi...special interests include automobiles.

CAREER: Has 81 career outfield assists.

1993: Opened professional career at age of 17 with the Pirates' Dominican Summer League club and was Player of the Month for July...led squad in homers (11) and RBI (31).

1994: Hit .264 with 4 home runs and 11 RBI in 30 games with Pittsburgh's affiliate in Gulf Coast Rookie League.

1995: Earned New York-Penn League All-Star honors with Erie...led NY-P League in homers (12), slugging percentage (.527) and extra-base hits (30)...also appeared in 10 games with Augusta (A)...hit .235 with 2 home runs and 6 RBI in the South Atlantic League.

1996: With Lynchburg (A), named Carolina League's Most Valuable Player and TOPPS Single-A All-Star...was the Carolina League Player of the Month for July...selected to play in 1996 Carolina League All-Star Game...led CL in hits (170), tied for the lead in

GUILLEN'S CAREER HIGHS

MOST HITS: 5 - 7/31/98 vs. SEA (with PIT)

MOST HOME RUNS: 2 - 9 times;
last done 5/9/06 at CIN (with WAS)

MOST RBI: 5 - 5 times;
last done 7/23/04 at SEA (with LAA)

MOST STOLEN BASES: 1 - 22 times;
last done 7/14/06 at PIT (with WAS)

LONGEST HITTING STREAK:

15 - 7/1 - 18/03 (with MIL)

CAREER GRAND SLAMS: 3 - last done;
9/9/02 vs. PIT (with CIN)

- homers (21), ranked 2nd in RBI (94) and ranked 3rd in extra-base hits (51)...ranked first in RBI and 3rd in hitting among Pittsburgh minor leaguers.
- 1997:** Named TOPPS Rookie All-Star as selected by Major League managers...at age of 20, jumped from Single-A to become Pirates' Opening Day right fielder...Pirates' youngest Opening Day starter since 20-year-old Bill Mazerowski in 1957...led club with 9 outfield assists...among NL rookies, tied for 2nd in RBI (70) and ranked 3rd in home runs (14)...led all NL rookies with 39 multi-hit games...April 3 at San Francisco, singled off Rich Delucia for his first career hit...hit first career homer on April 19 vs. off Cincinnati's Pete Schourek.
- 1998:** Was Pittsburgh's Opening Day starting right fielder...ranked fourth in NL with 16 outfield assists...hit his first career grand slam, June 21 at Milwaukee off Jeff Juden.
- 1999:** Pirates' Opening Day starting right fielder for third consecutive season...appeared in 40 games for Pirates and 35 games for Nashville (AAA) before he was traded to Tampa Bay on July 23...appeared in 9 games for Durham (AAA) before joining Tampa Bay on Aug. 8 for final 52 games of season...started 47 of those games in right field.
- 2000:** Began season on Tampa Bay disabled list with tendinitis in right shoulder...reinstated on April 12 and was optioned to Durham...appeared in 19 International League contests before being recalled...twice was named IL Player of the Week (April 17-23 and May 8-14)...April 22 vs. Norfolk, became only second player in organization history to hit for the cycle...joined Tampa Bay on May 12...remained with D-Rays for rest of season...on May 28 vs. Seattle, recorded a pair of 2-run doubles in 11-run eighth inning to become first Devil Rays player with two extra-base hits in an inning...June 7 at Philadelphia, tied club records with 2 triples and 3 extra-base hits...hit second career grand slam on June 25 at Texas off Kenny Rogers...ranked fourth in AL with club-record 13 HBP.
- 2001:** Sprained left knee—suffered in May—led to 3 stints on DL...at time of injury, led all Major League outfielders with 7 assists...also had hit .319 in 13 games preceding the injury...June 12 vs. Louisville, while on a rehab assignment at Durham, was ejected for using an illegal bat; suspended for 10 games...appeared in 33 games for Durham...rejoined Devil Rays in September and hit .344 in 13 big league games.
- 2002:** Combined to hit .238 with 8 homers, 31 RBI and 4 stolen bases for Cincinnati and Arizona...began season with Arizona and appeared in 54 games before being designated for assignment on July 15...signed by Colorado on July 26...appeared in 5 games at Colorado Springs (AAA) before asking for and receiving release on July 31...signed by Cincinnati as minor league free agent and appeared in 8 games for Louisville (AAA)...promoted between games of Aug. 27 doubleheader vs. St. Louis, when Austin Kearns went on DL...appeared in 31 games for Reds, including 25 starts (22 in RF, 3 in LF)...clubbed 4 homers and led club with 16 RBI in September...on Sept. 9 vs. Pittsburgh, hit his third career grand slam off Al Reyes...5 RBI in same game matched career-high...played for Escogido in Dominican Winter League...hit .342 with 3 homers and 8 RBI in 11 games.
- 2003:** Hit .337 with 23 home runs and 63 RBI in 91 games with Cincinnati when traded to Oakland on July 30...ranked third in National League in batting and fourth in slugging (.629) before trade...was leading Reds in batting and doubles (21) and was second in home runs (23) and RBI (63) at the time of the trade...voted the 2003 Ernie Lombardi Award as the Reds' Most Valuable Player...hit .265 with 8 home runs and 23 RBI in 45 games with Oakland...combined with both clubs to establish career-highs in batting (.311), runs (77), home runs (31), RBI (86), walks (24), total bases (276), extra base hits (61), on-base percentage (.359) and slugging percentage (.569)...combined .569 slugging percentage ranked 13th among all big league hitters...batted .314 (33x105) with runners in scoring position...combined with both A's and Reds for 96 games (92 starts) in right field, 32 games (21 starts) in left field and 5 games (3 starts) in center field...posted 9 outfield assists, all of which came with Cincinnati...hit 2 homers in a game for the third time, Aug. 16 vs. Toronto...homered twice in a game with Cincinnati on May 22 vs. Atlanta and July 4 vs. the Mets...served 2-game suspension (Sept. 4-5) for comments and contact with an umpire on June 25 at St. Louis while playing for Reds...fractured the hook of the hamate bone in left hand on Sept. 14 at Texas but missed just 5 games and continued to play through injury...returned to action on Sept. 21...began season in minors...hit .333 (5x15) with 3 RBI in 4 games before selected by Cincinnati on April 8 when Ken Griffey Jr. went on DL...hit safely in career-high 11 straight games from April 25-May 6...hit .422 (19x45)

GUILLEN (continued)

during 11-game run with 4 home runs and 16 RBI...hit safely in 10 straight games from July 19-28 (17x44, .386) with 5 homers and 12 RBI.

2004: Played in 148 games...Angels went 20-6 in games Jose homered...104 RBI set career-high (86 in 2003) and were third most in club history by player in first season with the club...batted .327 (49x150) with RISP to lead Angels and rank eighth in AL...set career-high with 5 hits, July 31 vs. Seattle, and connected for walk-off homer in 11th inning...matched career high with 5 RBI (fifth time in career and second in 2004), July 24 at Seattle...posted fourth multiple home run game of career, July 7 at Chicago (AL)...27 RBI in May was career best for any month and one shy of tying Angels club record for May (28 by Mo Vaughn in '99)...May 3-9, named AL Player of the Week (.583, 4 homers and 11 RBI)...reached base safely in 9 consecutive plate appearances (7 hits, 2 BB), May 3-5...suspended remainder of '04 regular season and any post-season possibilities without pay due to inappropriate conduct following his removal for a pinch-runner in Sept. 25 game vs. Oakland...parties resolved the grievance filed over discipline and reached financial settlement, terms of which were not to be disclosed...by agreement, did not rejoin club for balance of season or playoffs.

2005: In first season with the franchise, was Washington's top offensive threat...led the Nationals in most offensive categories, including runs (81), hits (156), total bases (264), home runs (24), RBI (76), HBP (19) and outfield assists (10)...paced Washington with 12 game-winning RBI and 23 go-ahead RBI...also tied for the team lead in games (148, tied with Brad Wilkerson) and slugging percentage (.479, tied with Nick Johnson)...ranked among NL leaders in road batting (7th at .320), HBP (tied MIL's Geoff Jenkins for first with 19), sacrifice flies (tied for 2nd with 9) and outfield assists (tied for 5th)...offensive production held down by a myriad of injuries, including a groin pull, a pulled right rib cage muscle, sore left triceps, a bruised left hand, a sore left shoulder, a bruised left foot, a right-wrist contusion, a sore right shoulder and tendinitis in right elbow...21 of 24 home runs came in road games...21 road homers ranked 5th in the NL and just one shy of Andre Dawson's franchise record...by hitting 3 homers at RFK and 21 on the road, Guillen's percentage of home runs hit on the road (87.5%) ranked third all-time among players to hit at least 20 homers in a season...only Leon Wagner (91.6%, 24 of 26 homers hit on the road for LAA in 1963) and Donn Clendenon (89.2%, 25 of 28 home runs hit on the road for Pittsburgh in 1966) posted a higher percentage of road home runs in a single season...tied for eighth in NL with team-high 19 solo homers...tallied 4 of the Nationals' 6 multi-homer games...posted 500th career RBI via fourth-inning bags-loaded walk, June 29 vs. Pittsburgh...recorded 1,000th career hit via 2-run game-winning double in an 8-6 win, Sept. 9 vs. Atlanta...ejected by home-plate umpire Bill Miller on Sept. 14 at Shea Stadium for arguing a called third strike...suspended by MLB for one game and fined an undisclosed amount on Sept. 23...served the suspension on Sept. 24...went 1x5 on Opening Day, in the inaugural game of the Washington Nationals, April 4 at Philadelphia...posted a game-high 4 RBI and became the first Washington National to hit two home runs in a single game, April 13 at Atlanta...hit two home runs in loss, May 25 at Cincinnati...launched game-tying 2-run homer in 8th inning off Scot Shields to spark emotional 6-3 come-from-behind victory, June 14 at Los Angeles of Anaheim...homered twice in a 7-4 win at Pittsburgh, June 20...less than 48 hours later, again hit 2 home runs in a game, June 22 at Pittsburgh.

POSTSEASON: Hit .455 (5x11) in four games in post-season debut in American League Division Series against Boston, starting 4 of 5 games in left field in 2003.

GUILLEN'S PLAYING RECORD

YEAR CLUB	AVG.	G	AB	R	H	2B	3B	HR	RBI	SH	SF	HP	BB	SO	SB-CS	E	OBP.	
1993 DSL Pirates	.226	63	234	39	53	3	4	11	31	0	2	5	21	55	10-7	0	.302	
1994 GCL Pirates	.264	30	110	17	29	4	1	4	11	0	0	6	7	15	2-1	2	.341	
1995 Erie	.314	66	258	41	81	17	1	12	46	0	1	12	10	44	1-5	13	.367	
Augusta	.235	10	34	6	8	1	1	2	6	0	0	2	2	9	0-0	0	.316	
1996 Lynchburg	.322	136	528	781	170	30	0	21	94	1	8	13	20	73	24-13	13	.498	
1997 PITTSBURGH	.267	143	498	58	133	20	5	14	70	0	3	8	17	88	1-2	9	.300	
1998 PITTSBURGH	.267	153	573	60	153	38	2	14	84	1	4	6	21	100	3-5	10	.298	
1999 PITTSBURGH	.267	40	120	18	32	6	0	1	18	1	1	0	10	21	1-0	3	.321	
Nashville	.333	35	132	28	44	10	0	5	22	0	1	2	8	21	0-1	4	.378	
Durham	.382	9	34	8	13	1	0	3	12	0	1	0	7	7	0-1	0	.476	
TAMPA BAY	.244	47	168	24	41	10	0	2	13	0	1	0	7	10	36	0-0	3	.312
2000 Durham	.423	19	78	20	33	8	2	9	31	0	1	1	8	11	0-1	3	.477	
TAMPA BAY	.253	105	316	40	80	16	5	10	41	2	0	13	18	65	3-1	4	.320	
2001 TAMPA BAY	.274	41	135	14	37	5	0	3	11	0	1	3	6	26	2-3	3	.317	
Durham	.294	33	119	18	35	9	0	7	29	0	2	0	3	28	0-0	1	.306	
2002 ARIZONA	.229	54	131	13	30	4	0	4	15	0	1	2	7	25	3-4	0	.277	
Colorado Spr.	.412	5	17	2	7	3	0	0	5	0	0	1	1	2	0-1	0	.474	
Louisville	.310	8	29	4	9	4	0	2	8	0	0	0	0	5	0-0	0	.310	
CINCINNATI	.248	31	109	12	27	3	0	4	16	1	0	1	7	18	1-1	1	.299	
2003 Louisville	.333	4	15	4	5	1	0	0	3	0	1	0	1	3	1-0	0	.353	
CINCINNATI	.337	91	315	52	106	21	1	23	63	6	2	9	17	63	1-3	8	.385	
OAKLAND	.265	45	170	25	45	7	1	8	23	2	1	5	7	32	0-0	4	.311	
2004 ANAHEIM	.294	148	565	88	166	28	3	27	104	0	3	15	37	92	5-4	6	.352	
2005 WASHINGTON	.283	148	551	81	156	32	2	24	76	1	9	19	31	102	1-1	7	.338	
2006 WASHINGTON	.216	69	241	28	52	15	1	9	40	0	5	7	15	48	1-0	2	.276	
Potomac#	.500	3	6	2	3	0	0	2	3	0	0	0	1	0	0-0	0	.571	
AL TOTALS	.273	386	1354	191	369	66	9	50	392	4	6	43	78	251	10-8	20	.331	
NL TOTALS	.271	729	2538	322	689	139	11	93	182	10	25	52	125	465	12-16	40	.316	
ML TOTALS	.272	1115	3892	513	1058	205	20	143	574	14	31	95	203	716	22-24	60	.321	

DIVISION SERIES

YEAR CLUB	AVG.	G	AB	R	H	2B	3B	HR	RBI	SH	SF	HP	BB	SO	SB-CS
2003 OAK vs. BOS	.455	4	11	1	5	1	0	0	1	0	0	0	3	2	0-0
2004 ANA vs. BOS															

Not On Postseason Roster

MARINERS INSIDE-THE-PARK HOME RUNS

Player	Location	Date
Ruppert Jones	vs. New York	August 6, 1977 off Sparky Lyle
Julio Cruz	vs. Chicago	June 26, 1978 off Ron Schueler
Ruppert Jones	vs. Kansas City	May 16, 1979 off Steve Busby
Ruppert Jones	vs. Texas	May 19, 1979 off Ferguson Jenkins
Mario Mendoza	vs. Milwaukee	June 22, 1979 off Jim Slaton
Dan Meyer	vs. Baltimore	August 25, 1980 off Dave Ford
Julio Cruz	vs. California	August 8, 1982 off Steve Renko
Dave Henderson	vs. Oakland	August 2, 1983 off Bill Krueger
Dave Henderson	at Kansas City	Sept. 5, 1983 off Keith Creel
Steve Henderson	at Kansas City	June 6, 1984 off Charlie Liebrandt
Domingo Ramos	vs. Chicago	June 15, 1987 off Jim Winn
Mickey Brantley	vs. Oakland	August 12, 1987 off Gene Nelson
Ken Griffey Jr.	vs. New York	May 21, 1989 off Clay Parker
Mike Kingery	vs. Oakland	August 4, 1989 off Dave Stewart
Ken Griffey Jr.	at Kansas City	June 20, 1990 off Kevin Appier
Henry Cotto	vs. Baltimore	May 11, 1991 off Jose Mesa
Marc Newfield	at Chicago	June 21, 1995 off Brian Keyser
Dan Wilson	vs. Detroit	Sept. 10, 1997 off Justin Thompson
Dan Wilson	vs. Detroit	May 3, 1998 off Frank Castillo (GSHR)
Randy Winn	at Anaheim	Sept. 22, 2003 off Gary Glover
Adrian Beltre	vs. Boston	July 23, 2006 off Mike Timlin

21 total: 1 in Safeco Field, 15 in the Kingdome, 5 on the road

*Al Cowens had an apparent inside-the-park homer on June 17, 1983 at Kansas City but was called out for missing second base.

DETAILED BREAKDOWN

AVG.	2006				Career	Career				Career by Ballpark						
	AB	H	HR	RBI		AVG.	AB	H	HR	RBI	AVG.	AB	H	HR	RBI	
.000	8	0	0	0	Baltimore	.270	159	43	2	16	Camden Yards	.188	64	12	0	2
.100	10	1	1	2	Boston	.226	124	28	4	10	Fenway Park	.158	57	9	2	6
—	—	—	—	—	Chi. White Sox	.328	119	39	4	18	U.S. Cellular Field	.283	60	17	3	10
—	—	—	—	—	Cleveland	.289	90	26	2	7	Jacobs Field	.281	57	16	1	3
—	—	—	—	—	Detroit	.278	108	30	6	19	Comerica Park	.244	41	10	2	4
—	—	—	—	—	Kansas City	.365	115	42	4	22	Kauffman Stadium	.362	58	21	2	14
—	—	—	—	—	L.A. Angels	.245	49	12	2	7	Angel Stadium of Anaheim	.311	315	98	14	54
—	—	—	—	—	Minnesota	.281	89	25	1	16	Metrodome	.343	35	12	1	17
.250	12	3	0	2	N.Y. Yankees	.265	113	30	5	14	Yankee Stadium	.366	41	15	4	9
—	—	—	—	—	Oakland	.186	102	19	3	9	McAfee Coliseum	.256	121	31	6	17
—	—	—	—	—	Seattle	.268	138	37	5	22	Safeco Field	.246	69	17	3	7
.300	10	3	1	2	Tampa Bay	.258	66	17	5	10	Tropicana Field	.232	379	88	8	36
—	—	—	—	—	Texas	.263	114	30	8	24	Amerisure Field	.274	62	17	5	15
.125	8	1	0	0	Toronto	.232	138	32	4	16	Rogers Centre	.280	75	21	2	11
—	—	—	—	—	Arizona	.258	62	16	2	8	Chase Field	.271	96	26	4	16
.211	19	4	0	3	Atlanta	.310	187	58	11	34	Turner Field	.290	93	27	5	17
.000	5	0	0	0	Chi. Cubs	.287	167	48	7	26	Wrigley Field	.315	73	23	4	12
.217	23	5	2	4	Cincinnati	.277	137	38	7	15	Great American Ball Park	.331	169	56	14	31
.300	10	3	1	2	Colorado	.346	133	46	8	30	Coors Field	.438	64	28	6	24
.250	24	6	1	7	Florida	.268	183	49	4	31	Dolphins Stadium	.265	83	22	2	14
.167	18	3	0	1	Houston	.246	183	45	6	25	Minute Maid Park	.180	50	9	2	3
—	—	—	—	—	L.A. Dodgers	.242	157	38	3	15	Dodger Stadium	.247	81	20	3	8
—	—	—	—	—	Milwaukee	.248	141	35	8	30	Miller Park	.236	55	13	3	11
.179	28	5	1	4	N.Y. Mets	.230	191	44	6	23	Shea Stadium	.221	113	25	3	15
.500	12	6	0	3	Philadelphia	.240	192	46	3	21	Citizens Bank Park	.340	53	18	2	6
.269	26	7	1	6	Pittsburgh	.336	122	41	8	33	PNC Park	.342	76	26	6	18
.118	17	2	1	1	St. Louis	.257	179	46	7	25	Busch Stadium II	.118	17	2	1	1
.273	11	3	0	1	San Diego	.372	121	45	2	16	PETCO Park	.167	12	2	0	1
—	—	—	—	—	San Francisco	.189	95	18	3	14	AT&T Park	.290	31	9	2	10
—	—	—	—	—	Washington	.297	118	35	3	18	RFK Stadium	.244	357	87	7	44
.257	109	28	4	22	at Home	.276	1904	525	60	275	Astrodome	.286	35	10	2	5
.182	132	24	5	18	Away	.268	1988	533	83	299	Busch Stadium I	.250	92	23	3	13
.211	223	47	9	34	Pre-ASG	.280	2222	622	87	334	3Com Park	.161	31	5	1	3
.278	18	5	0	6	Post-ASG	.261	1670	436	56	240	County Stadium	.143	28	4	1	6
.220	60	12	3	10	vs. LHP	.265	996	264	40	142	Olympic Stadium	.241	54	13	0	3
.221	181	40	6	30	vs. RHP	.274	2896	794	103	432	Qualcomm Stadium	.395	38	15	0	4
.216	74	16	2	29	RISP	.260	1052	273	24	395	Riverfront Stadium	.210	100	21	2	13
.200	5	1	0	4	Bases Loaded	.306	85	26	3	76	Three Rivers Stadium	.295	577	170	15	90
.333	3	1	0	1	as PH	.270	74	20	2	11	Tiger Stadium	.222	18	4	1	3
—	—	—	—	—	as DH	.313	48	15	2	11	Veterans Stadium	.255	55	14	0	7
—	—	—	—	—	in March	—	—	—	—	—	—	—	—	—	—	—
.237	76	18	2	7	April	.269	580	156	20	68	—	—	—	—	—	—
.180	61	11	3	12	May	.297	730	217	29	117	—	—	—	—	—	—
.185	54	10	2	8	June	.262	684	179	26	105	—	—	—	—	—	—
.260	50	13	2	13	July	.299	596	178	26	106	—	—	—	—	—	—
—	—	—	—	—	August	.270	673	182	23	93	—	—	—	—	—	—
—	—	—	—	—	September	.234	598	140	19	84	—	—	—	—	—	—
—	—	—	—	—	October	.194	31	6	0	1	—	—	—	—	—	—

GUILLEN'S CAREER TRANSACTIONS:

- Signed by the Pittsburgh Pirates as a non-drafted free agent on Aug. 19, 1992
- Acquired by the Tampa Bay Devil Rays along with Jeff Sparks (rhp) in exchange for Joe Oliver (c) and Humberto Cota (c) on July 23, 1999.
- On disabled list April 1-12, 2000 with right shoulder tendinitis.
- On disabled list May 18-July 20, 2001 with a sprained left knee.
- On disabled list June 25-July 30, 2001 with a sprained left knee.
- Signed by the Arizona Diamondbacks as a minor league free agent on Dec. 18, 2001
- Signed by the Colorado Rockies as a minor league free agent on July 29, 2002
- Signed by the Cincinnati Reds as a minor league free agent on Aug. 20, 2002.
- Acquired by the Oakland Athletics in exchange for Aaron Harang (rhp), Joe Valentine (rhp) and Jeff Bruksch (rhp) on July 30, 2003.
- Signed by the Los Angeles Angels of Anaheim as a free agent, Dec. 19, 2003.
- Acquired by the Montreal Expos in exchange for Juan Rivera (of) and Maicer Izturis (if) on Nov. 19, 2004.
- On disabled list May 27-June 10, 2006 with a strained left hamstring (included rehab assignment to Potomac).
- On disabled list July 20, 2006 thru remainder of the season due to right elbow surgery (Tommy John).
- Signed by the Seattle Mariners as a free agent, Dec. 4, 2006.



FELIX HERNANDEZ (34)

POSITION: Right-Handed Pitcher

AGE: 20, turns 21 April 8

BORN: 4-8-86 in Valencia, VZ

BATS: Right

THROWS: Right

HEIGHT: 6-3

WEIGHT: 230

ML SERVICE: 1 year, 60 days

ACQUIRED: Signed as a non-drafted free agent July 4, 2002; signed by Mariners scouts Bob Engle, Pedro Avila and Emilio Carrasquel.

2006:

- Began the season as the only teenager on an Opening Day roster at 19 years, 360 days... nearly 28 years younger than the oldest player, Julio Franco... Jamie Moyer was the second-oldest player on an Opening Day roster, giving Seattle the oldest and youngest pitchers in MLB.
- Led club with 3.47 ERA at home (Jarrod Washburn was second at 3.54).
- His home ERA (3.47) was two full points lower than his road ERA (5.47).
- Tied for sixth in the American League with 176 strikeouts, most by a Mariner since Freddy Garcia's 181 in 2002.
- Was third in the AL with 8.29 strikeouts per nine innings.
- Tied for third in the league with 14 losses.
- His 2.93 strikeout-to-walk ratio (176/60) led Mariners and was 11th in AL.
- His ground ball-to-fly ball ratio of 2.39 was third in the AL and was the highest by a Mariner since Bill Swift in 1988 (3.18).
- Opponents hit .262, .241 vs. righties and .281 by left-handers.
- From the seventh inning on, opponents hit just .225 (16x71).
- Mariners scored 95 runs while he was in the game, a run support average of 4.48, the second lowest among AL hurlers.
- Had no run support six times in 2006 and just 1 run of support 8 times.
- Had a career-high four-game winning streak May 31-June 22 (4-0, 3.86, 12 ER/28.0 IP).
- Went 4-1 with a 3.38 ERA in five starts in June and was one of 10 pitchers in the AL with at least 4 wins in June.
- Was 3-1 with a 6.20 ERA and 19 strikeouts in 4 starts in Interleague Play...the three starts were tied for fourth in the AL in Interleague Play.
- Pitched first career shutout Aug. 28, blanking the Angels 2-0...at 1 hour, 51 minutes was shortest game in Safeco Field history...in last 15 years, there's been only one other shutout by a pitcher before his 21st birthday; Kerry Wood, in his one-hit, 20-strikeout, 0-walk game against the Astros on May 6, 1998.

PERSONAL: Felix Hernandez...has a daughter, Mia...graduated from Unidad Educativa Jose Austre in July, 2002...was on the provisional roster for Venezuela for the inaugural World Baseball Classic.

CAREER: Spent entire pro career in Mariners organization.

2002: Pitched with Aguirre in the Venezuelan Summer League.

2003: Started season with short-A Everett...began season 5-0, 0.82 (22 IP, 2 ER, 31 K)...struck out a season-high ten batters three times (July 27, Aug. 13 & Aug. 29)...finished

HERNANDEZ' CAREER HIGHS

MOST STRIKEOUTS: 11 - 8/15/05 vs. KC

LOW-HIT GAME: 4 - 6/11/06 at LAA

LONGEST WINNING STREAK: 4 - 5/31-6/16/06

LONGEST LOSING STREAK: 3, 3 times;

last 8/13/06-8/23/06

MOST INNINGS PITCHED:

STARTER: 9.0 - 3 times;

last 8/28/06 vs. LAA

RELIEVER: None

MINI-MARINERS

Edwin Nunez, rhp

Alex Rodriguez, if

FELIX HERNANDEZ, rhp

Ken Griffey, Jr., of

Courtesy: Elias Sports Bureau

AGE

18 years, 315 days

18 years, 346 days

19 years, 118 days

19 years, 133 days

DEBUT

April 7, 1982

July 8, 1994

Aug. 4, 2005

April 3, 1989

HERNANDEZ (continued)

5th in the league with 73 strikeouts in 55.0 IP (11.9 K/9 IP)...held opponents to a .218 average...made two starts with Wisconsin, striking out 18 batters in 14 innings to end the season...named to the Northwest League All-Star team...named Everett's Most Valuable Pitcher by the Seattle Mariners...participated in the Mariners 2003 Arizona Instructional League...pitched for Lara in the Venezuelan Winter League.

2004: Split season between Inland Empire (A) and San Antonio (AA) finishing a combined 14-4, with a 2.95 ERA and 172 strikeouts...finished 3rd among all Mariners farmhands and 12th in the minor leagues in strikeouts...allowed three or less runs in 22 of 26 starts...began season with Inland Empire, appearing in 16 games, 15 starts...struck out seven or more batters in nine starts...named to Cal League All-Star team...named Cal League pitcher of the week twice, April 12-18 & June 21-27...promoted to San Antonio June 30...tossed a seven-inning complete game shutout, allowing only three hits and striking out seven, on Aug. 26 vs. Wichita...played with the World Team in the 2004 All-Star Future's Game...named Seattle Mariners Minor League Pitcher of the Year.

2005: Had 10 "Quality Starts" in 12 ML starts...limited opposing batters to a .203 batting average against...pitched 8.0 or more innings 5 times, 7.0 or more in 10 of last 11 games...allowed just five home runs in 84.1 innings pitched...struck out 77 while walking only 23; allowed 2 or less walks in 7 of 12 starts...did not allow an extra base hit until his fifth ML start (Aug. 30, 30.0 innings, 112 batters faced/see box)...tossed 16 consecutive innings without allowing a run and 18 consecutive innings without allowing an earned run Aug. 4-15, the longest streak by a Mariners starting pitcher in 2005...recalled from AAA Tacoma and made ML debut Aug. 4 at Comerica Park vs. Detroit; charged with the loss in a 3-1 setback, despite allowing just two runs, one earned, in 6.0 IP...allowed two hits and two walks to first four batters, but retired 14 of the final 16 batters faced...debut made him just the third 19-year-old to debut as a starting pitcher since 1984 (also: Dwight Gooden, 4/7/84, and Todd Van Poppel, 9/11/91)...recorded first ML win in second career start on Aug. 9 vs. Twins, tossing 8.0 scoreless innings, allowing only 5 hits and striking out 6; game took just 2:01...struck out 11 batters on Aug. 15 vs. Kansas City; according to the Elias Sports Bureau that made him the first teenager to fan 10 or more in a game since Dwight Gooden did it 15 times in 1984...before Gooden, it was Bert Blyleven in 1970...allowed 2 solo HR in 8.0 IP in a 2-0 loss vs. the Yankees (Randy Johnson) Aug. 31...took a no-hitter into the seventh inning in a 3-2 win at Toronto Sept. 22...gave up a one-out single in the seventh (Koskie)...snapped a season-high two-game losing streak...pitched 9.0 complete innings for the first time in his career Sept. 27, but picked up no-decision in Mariners 11-inning loss to Texas...allowed a run in the first, but held Texas scoreless until 9th inning...named PCL Rookie of the Year and PCL Pitcher of the Year with Tacoma...was 9-4, 2.25 in 19 AAA games, 14 starts, striking out 100 in 88.0 innings...allowed only three home runs...did not pitch June 14-July 10 due to right shoulder bursitis; made five appearances out of the bullpen when he returned.

POSTSEASON EXPERIENCE: None.

AWARDS: PCL Rookie of the Year (2005)...PCL Pitcher of the Year (2005)...Mariners Minor League Pitcher of the Year (2005).

HERNANDEZ' PLAYING RECORD

YEAR CLUB	W-L	ERA	G	GS	CG	SHO	SV	IP	H	R	ER	HR	BB	SO	WP	BK
2003 Everett	7-2	2.29	11	7	0	0	0	55.0	43	17	14	2	24	73	7	0
Wisconsin	0-0	1.93	2	2	0	0	0	14.0	37	4	3	1	3	18	0	0
2004 Inland Empire	9-3	2.74	16	15	0	0	0	92.0	85	31	28	5	26	114	6	0
San Antonio	5-1	3.30	10	10	1	1	0	57.1	47	23	21	3	21	58	2	2
2005 Tacoma	9-4	2.25	19	14	1	0	0	88.0	62	24	22	3	48	100	2	2
SEATTLE	4-4	2.67	12	12	0	0	0	64.1	61	26	25	5	23	77	3	0
2006 SEATTLE	12-14	4.52	31	31	2	1	0	191.0	195	105	96	23	60	176	11	0
ML Totals	16-18	3.96	43	43	2	1	0	275.1	256	131	121	28	83	253	14	0

BATTING	AVG.	AB	R	H	2B	3B	HR	RBI	SH	SF	HB	BB	SO
Career	.000	4	0	0	0	0	0	0	1	0	0	0	3
Last Hit — None													
Last Home Run — None													

HERNANDEZ' CAREER TRANSACTIONS

— Signed as a non-drafted free agent July 4, 2002 by Mariners scouts Bob Engle, Pedro Avila and Emilio Carresquel.

DETAILED BREAKDOWN

2006						CAREER						CAREER BY BALLPARK							
W-L-S	ERA	G	IP	H	ER	W-L-S	ERA	G	IP	H	ER	W-L-S	ERA	G	IP	H	ER		
2-0-0	4.50	2	10.0	14	5	Baltimore	2-1-0	5.82	3	17.0	21	1	Camden Yards	2-0-0	4.50	2	10.0	14	5
1-0-0	2.57	1	7.0	4	2	Boston	1-0-0	2.57	1	7.0	4	1	Fenway Park	—	—	—	—	—	—
0-1-0	5.40	2	10.0	10	6	Chi. White Sox	0-1-0	4.76	3	17.0	17	4	U.S. Cellular Field	0-1-0	5.40	2	10.0	10	6
0-1-0	5.06	2	10.2	11	6	Cleveland	0-1-0	5.06	2	10.2	11	3	Jacobs Field	0-1-0	5.06	2	10.2	11	6
0-1-0	1.29	1	7.0	6	1	Detroit	0-2-0	1.50	2	12.0	9	0	Comerica Park	0-1-0	1.80	1	5.0	3	1
—	—	—	—	—	—	Kansas City	1-0-0	1.13	1	8.0	3	0	Kauffman Stadium	—	—	—	—	—	—
2-2-0	2.64	4	30.2	22	9	L.A. Angels	2-2-0	2.64	4	30.2	22	2	Angel Stadium of Anaheim	1-1-0	3.00	2	15.0	11	5
1-1-0	2.57	2	14.0	11	4	Minnesota	2-1-0	1.80	4	30.0	21	1	Metrodome	0-1-0	3.00	2	15.0	10	5
0-1-0	17.18	1	3.2	9	7	N.Y. Yankees	0-2-0	6.94	2	11.2	13	2	Yankee Stadium	—	—	—	—	—	—
0-2-0	6.00	2	9.0	13	6	Oakland	1-2-0	3.52	4	23.0	25	2	McAfee Coliseum	1-1-0	4.09	2	11.0	15	5
—	—	—	—	—	—	Seattle	—	—	—	—	—	—	Safeco Field	9-7-0	3.24	21	144.2	117	52
1-1-0	3.47	3	23.1	20	9	Tampa Bay	1-1-0	3.47	3	23.1	20	3	Tropicana Field	0-1-0	8.22	1	7.2	10	7
2-3-0	5.50	6	34.1	37	21	Texas	2-4-0	5.44	8	46.1	50	5	Ameriquest Field	1-3-0	9.15	4	19.2	28	20
0-0-0	4.05	1	6.2	7	3	Toronto	1-0-0	1.93	2	14.0	9	0	Rogers Centre	1-0-0	1.93	2	14.0	9	3
1-0-0	2.57	1	7.0	7	2	Arizona	1-0-0	2.57	1	7.0	7	0	Chase Field	1-0-0	2.57	1	7.0	7	2
—	—	—	—	—	—	Atlanta	—	—	—	—	—	—	Turner Field	—	—	—	—	—	—
—	—	—	—	—	—	Chi. Cubs	—	—	—	—	—	—	Wrigley Field	—	—	—	—	—	—
—	—	—	—	—	—	Cincinnati	—	—	—	—	—	—	Great American Ball Park	—	—	—	—	—	—
—	—	—	—	—	—	Colorado	—	—	—	—	—	—	Coors Field	—	—	—	—	—	—
—	—	—	—	—	—	Florida	—	—	—	—	—	—	Dolphins Stadium	—	—	—	—	—	—
—	—	—	—	—	—	Houston	—	—	—	—	—	—	Minute Maid Park	—	—	—	—	—	—
0-1-0	6.35	1	5.2	11	4	L.A. Dodgers	0-1-0	6.35	1	5.2	11	0	Dodger Stadium	0-1-0	6.35	1	5.2	11	4
—	—	—	—	—	—	Milwaukee	—	—	—	—	—	—	Miller Park	—	—	—	—	—	—
—	—	—	—	—	—	N.Y. Mets	—	—	—	—	—	—	Shea Stadium	—	—	—	—	—	—
—	—	—	—	—	—	Philadelphia	—	—	—	—	—	—	Citizens Bank Park	—	—	—	—	—	—
—	—	—	—	—	—	Pittsburgh	—	—	—	—	—	—	PNC Park	—	—	—	—	—	—
—	—	—	—	—	—	St. Louis	—	—	—	—	—	—	Busch Stadium I	—	—	—	—	—	—
1-0-0	10.50	1	6.0	7	7	San Diego	1-0-0	10.50	1	6.0	7	1	PETCO Park	—	—	—	—	—	—
1-0-0	6.00	1	6.0	6	4	San Francisco	1-0-0	6.00	1	6.0	6	3	AT&T Park	—	—	—	—	—	—
—	—	—	—	—	—	Washington	—	—	—	—	—	—	RFK Stadium	—	—	—	—	—	—
7-5-0	3.47	14	90.2	78	35	at Home	9-7-0	3.24	21	144.2	117	13	—	—	—	—	—	—	
5-9-0	5.47	17	100.1	117	61	Away	7-11-0	4.75	22	130.2	139	15	—	—	—	—	—	—	
8-10	4.95	17	103.2	113	57	Pre-ASG	8-8-0	4.95	17	103.2	113	15	—	—	—	—	—	—	
4-6-0	4.02	14	67.1	82	39	Post-ASG	8-10-0	3.36	26	171.2	143	13	—	—	—	—	—	—	
12-14-0	4.52	31	191.0	195	96	Starter	16-18-0	3.96	43	275.1	256	28	—	—	—	—	—	—	
—	—	—	—	—	—	Relief	—	—	—	—	—	—	—	—	—	—	—	—	
—	—	—	—	—	—	in March	—	—	—	—	—	—	—	—	—	—	—	—	
1-3-0	5.06	5	26.2	31	15	April	1-3-0	5.06	5	26.2	31	5	—	—	—	—	—	—	
3-3-0	6.31	6	35.2	42	25	May	3-3-0	6.31	6	35.2	42	6	—	—	—	—	—	—	
4-1-0	3.38	5	34.2	34	13	June	4-1-0	3.38	5	34.2	34	3	—	—	—	—	—	—	
1-2-0	3.42	4	26.1	21	10	July	1-2-0	3.42	4	26.1	21	3	—	—	—	—	—	—	
2-3-0	4.34	6	37.1	36	18	August	4-5-0	2.99	12	81.1	63	5	—	—	—	—	—	—	
1-2-0	4.45	5	30.1	31	15	September	3-4-0	3.96	10	63.2	57	6	—	—	—	—	—	—	
—	—	—	—	—	—	October	0-0-0	3.86	1	7.0	8	0	—	—	—	—	—	—	

NOTHING EXTRA...In 2005, did not allowed an extra-base until his fifth Major League start (112 batters faced)...he was the first pitcher to begin his Big League career with such a streak since Kip Gross went 121 batters faced without allowing an extra-base hit from April 21, 1990-July 4, 1991...the 112 BF without an extra-base hit was the fourth longest such streak in the Majors in 2005: 1. Noah Lowry, SF, 133 BF, July 26-Aug. 22; 2. Kyle Farnsworth, ATL, 125 BF, May 2-Aug. 4; 3. Sergio Mitre, CHI, 115 BF, May 29-June 24; 4. Felix Hernandez, SEA, 112 BF, Aug. 4-26; 5. Mariano Rivera, NYY, 107 BF, April 9-July 2.

SEYMOUR SAYS...according to The Elias Sports Bureau, Hernandez debuted as the youngest big league pitcher since Jose Rijo worked as a reliever in 1984...Rijo was 19 years, 54 days old on July 6, 1984 (NYY at Minnesota) in a relief appearance.

- our friends at 500 Fifth Avenue in Manhattan also note that he was the youngest player to appear in a Major League game in 2005.
- Elias also notes that Felix was the youngest player to make his ML debut as a starting pitcher since the White Sox' Britt Burns on August 5, 1978...Burns, who lost 7-0 to Detroit, was 19 years, 58 days old.



JON HUBER (60)

POSITION: Right-Handed Pitcher

AGE: 25, turns 26 July 7

BORN: 7-7-81 in Sacramento, CA

BATS: Right **THROWS:** Right **HEIGHT:** 6-2 **WEIGHT:** 195

ML SERVICE: 0 years, 35 days

CONTRACT STATUS: Signed through 2007

ACQUIRED: Traded to Seattle by the San Diego Padres in exchange for Dave Hansen (inf), July 30, 2004.

2006:

- Selected from Tacoma (AAA) on Aug. 28.
- One of 13 players, including nine pitchers, to make their Major League debut for Seattle in 2006.
- Allowed runs in only 2 of 19 ML appearances.
- Made ML debut Aug. 30 vs. Angels, striking out Kendrick (only BF) with two runners on base to end the ninth inning.
- Recorded first career win with shutout inning on Sept. 6 at Detroit.
- Tossed 11.1 scoreless innings (9 games) to end the season, allowing only four hits while striking out four.
- Split season between San Antonio (AA) and Tacoma, combining to go 3-4 with a 3.44 ERA (25 ER/65.1 IP) in 50 relief appearances.
- Recorded 23 saves in 25 save opportunities...23 saves combined led all Mariner minor leaguers.
- Started season with the Missions, making first relief appearances since 2004...prior to '06, 120 of his 129 career appearances were as a starter.
- Recorded first career save in first appearance of the season, April 6 at Corpus Christi, tossing a scoreless ninth inning.
- Struck out a season-high five batters in 2.2 innings on May 9 at Springfield.
- Promoted to Tacoma on June 9.
- Tossed season-high 13.0 consecutive scoreless innings, from July 27-Aug. 15; limited opponents to a .178 (8x45) average while striking out 17 and walking 2.
- Tossed a season-high 3.0 innings in relief, three times (6/15, 7/22 & 8/17).

PERSONAL: Jonathan Lloyd Huber (HUGH-bur)...graduated from North Fort Meyers (FL) High School in May, 2000...originally drafted by the San Diego Padres in the fifth round of the 2000 June Draft; signed by Padres scout Joe Bochy.

2000: Began pro career with the Peoria Padres...tied for the team lead in starts (10)...earned his lone victory in a 2.0-inning relief effort June 27 at the A's.

2001: Led Idaho Falls (Rookie) in wins (5) and innings pitched (73.0) and tied for the team lead in starts (15)...among Pioneer League leaders, tied for first in losses with teammate David Pauley and ranked second in walks (48)...went 3-0 with a 0.57 ERA (1 ER, 15.2 IP) over his first three first starts, yielding just seven hits and seven walks while fanning 19.

2002: Led Fort Wayne in complete games (2) and was second in wins (8), strikeouts (86) and starts (26)...allowed three earned runs or less in 16 of his 26 starts...picked up first complete game June 25 vs. Lansing, allowing just one run and five hits in 9.0-innings...posted a 4-1 record and a 3.63 ERA (14 ER/34.2 IP) over his last six outings (four GS).

2003: Went 4-6 with 4.61 ERA in 19 games (18 GS) between A Fort Wayne and A Lake Elsinore...started the season with Wizards but earned a promotion to the Storm May 12 after only seven starts...on DL July 23-end of season with right elbow strain.

2004: Started season with Lake Elsinore...went 6-0 with a 2.42 ERA (52.0 IP, 14 ER) and 49 strikeouts, from April 22-June 5...struck out 10 batters on July 11 at High Desert...allowed three or less runs in 16 of 20 games, including six games with one or less run...named to the California League All-Star team...traded to Seattle July 30 and assigned to Inland Empire...struck out 10 batters in 4.2 innings in first relief appearance with Inland Empire on Aug. 2 at Round Rock...struck out 38 and walked 14 in 32.1 innings...pitched in the Arizona Fall League, going 0-1 with a 6.43 ERA in eight starts.

HUBER'S CAREER HIGHS

MOST STRIKEOUTS: 3 - 9/9/06 vs. TEX

LOW-HIT GAME: None

LONGEST WINNING STREAK: 1 - twice; last 9/19/06-current

LONGEST LOSING STREAK: 1 - 9/10/06

MOST INNINGS PITCHED:

STARTER: None

RELIEVER: 2.0 - twice; last 10/1/06 vs. TEX

HUBER (continued)

2005: Spent season with AA San Antonio, making 26 starts...set career-highs with 148.0 innings pitched and 112 strikeouts...struck out a season-high 11 batters in 7.0 innings on May 3 at Springfield...tossed a 7.0 inning complete game, allowing only two hits while striking out four batters, June 4 at Wichita...won back-to-back starts July 3-9...allowed three runs or less in 16 of 26 starts.

HUBER'S PLAYING RECORD

Year	Club	W-L	ERA	G	GS	CG	SHO	SV	IP	H	R	ER	HR	BB	SO	WP	BK
2000	Peoria	1-4	6.60	14	10	0	0	0	45.0	54	49	33	1	32	39	6	0
2001	Idaho Falls	5-9	6.04	15	15	0	0	0	73.0	77	61	49	7	48	75	10	0
2002	Fort Wayne	8-12	5.12	28	26	2	0	0	146.0	168	99	83	7	59	86	11	3
2003	Fort Wayne	1-1	3.76	7	7	0	0	0	38.1	31	18	16	2	11	34	0	0
	Lake Elsinore	3-5	5.18	12	11	0	0	0	57.1	69	41	33	2	31	43	2	1
2004	Lake Elsinore	8-6	3.70	20	20	0	0	0	107.0	107	53	44	9	44	100	7	0
	Inland Empire	4-1	6.12	7	5	0	0	0	32.1	42	24	22	4	14	38	0	0
2005	San Antonio	7-8	4.74	26	26	1	1	0	148.0	159	87	78	11	49	112	7	2
2006	San Antonio	0-3	4.88	21	0	0	0	11	24.0	30	13	13	0	4	19	0	0
	Tacoma	3-1	2.61	29	0	0	0	12	41.1	46	14	12	3	10	38	4	0
	SEATTLE	2-1	1.08	16	0	0	0	0	16.2	10	3	2	0	6	11	0	0
ML TOTALS		2-1	1.08	16	0	0	0	0	16.2	10	3	2	0	6	11	0	0

DETAILED BREAKDOWN

2006						CAREER						CAREER BY BALLPARK							
W-L-S	ERA	G	IP	H	ER	W-L-S	ERA	G	IP	H	ER	W-L-S	ERA	G	IP	H	ER		
—	—	—	—	—	—	—	—	—	—	—	—	—	—	—	—	—	—	—	
—	—	—	—	—	—	Baltimore	—	—	—	—	—	Camden Yards	—	—	—	—	—	—	
—	—	—	—	—	—	Boston	—	—	—	—	—	Fenway Park	—	—	—	—	—	—	
0-0-0	0.00	2	2.1	1	0	Chi. White Sox	0-0-0	0.00	2	2.1	1	0	U.S. Cellular Field	0-0-0	0.00	2	2.1	1	0
—	—	—	—	—	—	Cleveland	—	—	—	—	—	Jacobs Field	—	—	—	—	—	—	
1-0-0	0.00	1	1.0	0	0	Detroit	1-0-0	0.00	1	1.0	0	0	Comerica Park	1-0-0	0.00	1	1.0	0	0
0-0-0	3.38	3	2.2	1	1	Kansas City	0-0-0	3.38	3	2.2	1	1	Kauffman Stadium	0-0-0	3.38	3	2.2	1	1
0-0-0	0.00	1	0.1	0	0	L.A. Angels	0-0-0	0.00	1	0.1	0	0	Angel Stadium of Anaheim	—	—	—	—	—	—
—	—	—	—	—	—	Minnesota	—	—	—	—	—	—	Metrodome	—	—	—	—	—	—
—	—	—	—	—	—	N.Y. Yankees	—	—	—	—	—	—	Yankee Stadium	—	—	—	—	—	—
0-0-0	0.00	1	1.0	0	0	Oakland	0-0-0	0.00	1	1.0	0	0	McAfee Coliseum	—	—	—	—	—	—
—	—	—	—	—	—	Seattle	—	—	—	—	—	—	Safeco Field	1-0-0	1.04	7	8.2	7	1
0-0-0	0.00	1	0.0	1	0	Tampa Bay	0-0-0	0.00	1	0.0	1	0	Tropicana Field	0-0-0	0.00	1	0.0	1	0
1-0-0	1.08	6	8.1	6	1	Texas	1-1-0	1.08	6	8.1	6	1	Ameriquest Field	1-0-0	0.00	2	2.0	0	0
0-0-0	0.00	1	1.0	1	0	Toronto	0-0-0	0.00	1	1.0	1	0	Rogers Centre	—	—	—	—	—	—
—	—	—	—	—	—	Arizona	—	—	—	—	—	—	Chase Field	—	—	—	—	—	—
—	—	—	—	—	—	Atlanta	—	—	—	—	—	—	Turner Field	—	—	—	—	—	—
—	—	—	—	—	—	Chi. Cubs	—	—	—	—	—	—	Wrigley Field	—	—	—	—	—	—
—	—	—	—	—	—	Cincinnati	—	—	—	—	—	—	Great American Ball Park	—	—	—	—	—	—
—	—	—	—	—	—	Colorado	—	—	—	—	—	—	Coors Field	—	—	—	—	—	—
—	—	—	—	—	—	Florida	—	—	—	—	—	—	Dolphins Stadium	—	—	—	—	—	—
—	—	—	—	—	—	Houston	—	—	—	—	—	—	Minute Maid Park	—	—	—	—	—	—
—	—	—	—	—	—	L.A. Dodgers	—	—	—	—	—	—	Dodger Stadium	—	—	—	—	—	—
—	—	—	—	—	—	Milwaukee	—	—	—	—	—	—	Miller Park	—	—	—	—	—	—
—	—	—	—	—	—	N.Y. Mets	—	—	—	—	—	—	Shea Stadium	—	—	—	—	—	—
—	—	—	—	—	—	Philadelphia	—	—	—	—	—	—	Citizens Bank Park	—	—	—	—	—	—
—	—	—	—	—	—	Pittsburgh	—	—	—	—	—	—	PNC Park	—	—	—	—	—	—
—	—	—	—	—	—	St. Louis	—	—	—	—	—	—	Busch Stadium	—	—	—	—	—	—
—	—	—	—	—	—	San Diego	—	—	—	—	—	—	PETCO Park	—	—	—	—	—	—
—	—	—	—	—	—	San Francisco	—	—	—	—	—	—	AT&T Park	—	—	—	—	—	—
—	—	—	—	—	—	Washington	—	—	—	—	—	—	RFK Stadium	—	—	—	—	—	—
0-1-0	1.04	7	8.2	7	1	at Home	0-1-0	1.04	7	8.2	7	1	—	—	—	—	—	—	—
2-0-0	1.13	9	8.0	3	1	Away	2-0-0	1.13	9	8.0	3	1	—	—	—	—	—	—	—
—	—	—	—	—	—	Pre-ASG	—	—	—	—	—	—	—	—	—	—	—	—	—
2-1-0	1.08	16	16.2	10	2	Post-ASG	2-1-0	1.08	16	16.2	10	2	—	—	—	—	—	—	—
—	—	—	—	—	—	Starter	—	—	—	—	—	—	—	—	—	—	—	—	—
2-1-0	1.08	16	16.2	10	2	Relief	2-1-0	1.08	16	16.2	10	2	—	—	—	—	—	—	—
—	—	—	—	—	—	in March	—	—	—	—	—	—	—	—	—	—	—	—	—
—	—	—	—	—	—	April	—	—	—	—	—	—	—	—	—	—	—	—	—
—	—	—	—	—	—	May	—	—	—	—	—	—	—	—	—	—	—	—	—
—	—	—	—	—	—	June	—	—	—	—	—	—	—	—	—	—	—	—	—
—	—	—	—	—	—	July	—	—	—	—	—	—	—	—	—	—	—	—	—
0-0-0	0.00	1	0.1	0	0	August	0-0-0	0.00	1	0.1	0	0	—	—	—	—	—	—	—
2-1-0	1.26	14	14.1	8	2	September	2-1-0	1.26	14	14.1	8	2	—	—	—	—	—	—	—
0-0-0	0.00	1	2.0	2	0	October	0-0-0	0.00	1	2.0	2	0	—	—	—	—	—	—	—

HUBER'S CAREER TRANSACTIONS

- Selected by the San Diego Padres in the fifth round of the 2000 June draft.
- Traded to Seattle by the San Diego Padres in exchange for Dave Hansen (inf) on July 30, 2004.



RAUL IBÁÑEZ (28)

POSITION: Outfielder

AGE: 34

BATS: Left

THROWS: Right

BORN: 6-2-72 in Manhattan, NY

HEIGHT: 6-2

WEIGHT: 220

ML SERVICE: 9 years, 20 days

CONTRACT STATUS: Signed thru 2008

ACQUIRED: Signed as a free agent Nov. 19, 2003; signed two-year extension on March 1, 2006.

2006:

- Voted the Mariners Most Valuable Player by the Seattle Chapter of the Baseball Writers Association of America.
- Set career-highs in at-bats (626), runs scored (103), hits (181), home runs (33) and RBI (123).
- Among the American League leaders in RBI (123/3rd), outfield assists (11/T6th), games played (159/T6th), total bases (323/T7th), intentional walks (15/7th), at-bats (626/7th) and extra-base hits (71/9th).
- Became the sixth Mariner to have at least 30 home runs, 100 RBI, and 100 runs scored in a season...the other five players are Edgar Martinez, Bret Boone (2x), Jay Buhner (2x), Alex Rodriguez (4x), and Ken Griffey Jr. (5x)...it was last done by Boone in 2003.
- His team- and career-high 123 RBI are T10th best single-season mark by a Mariner...was the 14th Mariner (35 times) to collect 100-or-more RBI in a season.
- Hit .308 (136x441) vs. right-handed pitchers, compared to .243 (45x185) vs. lefties.
- Came through in the clutch, batting .337 (56x166) with runners in scoring positions and .377 (23x61) with runners in scoring position and two outs.
- Recorded a season-high four RBI seven times...season-high four hits (twice).
- Went 4x4 with two singles, a double, a triple and four RBI on April 12 vs. Cleveland...was 4x4 with MISP.
- Batting .412 (14x34) during eight-game hitting streak from April 30-May 7.
- Tied career-high (4x) with three walks on May 22.
- Ejected for the first time in his pro career on May 30 at Texas in the first inning.
- Streak of 243 consecutive games played ended on June 4 because of the flu.
- Went 2x5 with two solo home runs on June 24 at San Diego...his fifth multi-home run game in his career.
- Hit game-tying solo home run on June 29 at Arizona in the 9th inning.
- Batted .319 (22x69) with 17 runs scored, 12 extra-base hits and 20 RBI in 18 games during Interleague Play.
- Batted .326 (31x95) with 22 runs scored, six doubles, a triple, nine home runs and 27 RBI in 25 games in the month of June.
- Hit third career grand slam (2nd as a Mariner) on Aug. 27 vs. Boston.
- Recorded career-hit #1,000, a solo home run off Javier Vasquez in the seventh inning on Sept. 21 at Chicago.
- Named American League co-Player of the Week on Sept. 25.
- Hit a home run in three consecutive games (Sept. 24-26)...was fifth time in career he homered in three straight games and third as a Mariner...the last time he homered in three straight games was May 11-14, 2005 (one game vs. NYY and two vs. BOS).
- Recorded season-high 12 game hit streak, hitting .455 (25x55) with 15 runs scored, three doubles, six home runs and 13 RBI, from Sept. 17-29.
- Mariners nominee for the Heart and Hustle Award, recognizes current players who demonstrate a passion for the game and who best embody its values, spirit and traditions.

PERSONAL: Raul (rah-OOL) Javier Ibañez (ee-BAHN-yez)...resides in Miami, FL with his wife Teryvette and their children: Raul, Jr. (R.J.) (8/29/01), Sophia Isabella (1/15/04) and Victoria

IBÁÑEZ'S CAREER HIGHS

MOST HITS: 6 — 9/22/04 at ANA

MOST HOME RUNS: 2 — 5 times;

last: 6/24/06 at SD

MOST RBIs: 7 — 7/14/02 at ANA (with KC)

MOST STOLEN BASES: 1 — 32 times;

last: 6/18/06 vs. SF

LONGEST HITTING STREAK:

13 — 9/13-25/03 (with KC)

CAREER GRAND SLAMS: 3 — last:

8/27/06 vs. BOS

Alessandra (2/8/06)...graduated from Miami (Fla.) Sunset High School in 1991...attended Miami-Dade Community College and was an all-conference selection in baseball...converted from an outfielder in high school to a catcher in the pros...now back in the outfield.

CAREER: Began career in Mariners organization and made ML debut with Seattle in 1996, before spending three seasons in Kansas City.

1992: Started pro career at Tempe in the Arizona League.

1993: Began season at Appleton (A), but was sent to Bellingham (A) on June 16.

1994: Spent season with Appleton...batting average of .312 would have ranked sixth in Midwest League, but he finished 15 plate appearances shy of qualifying...selected to participate in Midwest League All-Star Game, but was on DL June 4-July 16 with a bruised right shoulder...attended 1994 Arizona Instructional League; batted .303 and led club with three home runs and 17 RBI.

1995: Began season on DL with a fractured left wrist but ended season as Mariners Minor League Player of the Year...drove in 108 runs in just 95 games...activated May 12 and assigned to Riverside (A) in the Cal League...spent the season with the Pilots and hit .332 (2nd in the Cal League, 5th in all the minors), with 108 RBI (2nd/4th); average led all minor league catchers...slugging percentage was .612 (2nd in Cal League/3rd in minors)...also ranked among Cal League leaders in: triples (9/2nd), total bases (221/T5th) and extra base hits (52/5th)...named Cal League Player of the Week July 16-22...named to Cal League All-Star team...named by *Baseball America* as single-A All-Star catcher.

1996: Played at three levels in the Mariners organization, including making his ML debut with Seattle...began season at Tacoma but was 3-for-his-first-19 and was optioned to Port City (AA) April 13...hit .368 with the Roosters...promoted back to Tacoma May 3...recalled by Seattle July 31...made ML debut Aug. 1 at Milwaukee...fled out as a pinch hitter in the 9th inning of Seattle's 9-2 win...made only start (as the DH) Aug. 7 vs. Cleveland...optioned back to Tacoma Aug. 8...played 109 games in the outfield after spending the previous season as a catcher.

1997: Began season at Tacoma...had season-high 15-game hitting streak July 29-Aug. 27 sandwiched around stop in Majors...hit for the cycle on Aug. 19 vs. Albuquerque (5x5, 2 HR, 7 RBI), the first Tacoma player to hit for the cycle since Marcos Armas did it July 30, 1993...was recalled by Seattle on Aug. 6...collected first ML hit, a triple, and RBI off Doug Drabek in Comiskey Park Aug. 16 (#1)...optioned back to Tacoma on Aug. 16...recalled again by Seattle on Aug. 31...crushed first ML home run, a three-run shot into the Kingdome's third deck in right field Sept. 26 vs. Oakland; was green lit on 3-0 count and tagged upper deck shot off Mike Oquist to pull Seattle within a run (5-4) on Fan Appreciation Night.

1998: Began season on 60-day DL recovering from surgery on a frayed labrum in the right shoulder, an injury that took place during winter ball...reinstated from the 60-day DL and optioned to Tacoma on June 28...placed on the DL with a bruised right heel on July 7 and reinstated on July 14...made just one error in 42 games (77 chances) in the outfield with Tacoma...recalled to Seattle Aug. 7; first at-bat was a pinch-hit, bases-loaded, go-ahead two-RBI double that night at Detroit...played with Santurce over the winter.

1999: First full Major League season...used primarily as a pinch hitter and defensive replacement at the beginning of the season...played four different positions, including: catcher (1 game), first base (21 games, 18 starts), left field (22 games, 7 starts) and right field (39 games, 22 starts)...made his first ML appearance at catcher April 13 vs. Texas...on DL May 18-June 4 with a pinched nerve in neck (rehab at Tacoma May 26-June 3)...knocked in game-winning run in 12th inning June 29 at Oakland...hit first-career ML grand slam July 17 off San Diego's Reyes; first grand slam hit at Safeco Field...batted lead-off July 25 for first time in the ML...played 1B, LF, 1B, RF Sept. 6...was 3x4 with game-ending home run Sept. 26 in final home game of season off Anaheim's Shigetoshi Hasegawa...hit home run in first at-bat the following day at Texas off Rick Helling.

HOME AND HOME.. Raul Ibañez stole home (back end of a double steal) in the 5th and homered in the 7th Sept. 12...he's just the second Mariner in history to homer and steal home in the same game, joining Tom Paciorek, who turned the trick on July 5, 1980 at Kansas City in a 5-4 Seattle loss...Shea Hillenbrand (TOR) was the only other Major Leaguer to do it in 2005 (Aug. 6 vs. NYY).

IBÁÑEZ (continued)

CAREER HR LEADERS BY POSITION

P - None	SS - Alex Rodriguez, 189
C - Dan Wilson, 88	LF - Raul Ibañez, 56
1B - Alvin Davis, 130	CF - Ken Griffey Jr., 398
2B - Bret Boone, 143	RF - Jay Buhner, 305
3B - Jim Presley, 115	DH - Edgar Martinez, 243

2000: Used primarily as a pinch-hitter and a reserve for Seattle's veteran outfielders...placed on the 15-day DL Aug. 8 with a strained groin; reinstated on Aug. 22...pinch-hit single on Sept. 11 vs. KC

snapped a personal 0x23 stretch as a pinch-hitter, dating back to May 12, 1999.

2001: Made Kansas City's Opening Day roster after being a non-roster invitee to spring camp...designated for assignment May 4 and June 8 and cleared waivers both times...emerged as a regular starter on June 19, making 65 starts and hitting .298 (70x235) the remainder of the season...started 33 games as DH, batting .288 (34x188) with 3 home runs and 22 RBI...hit .361 during June, going 13x36 with 3 home runs and 12 RBI in 16 games...played centerfield on May 3 vs. Cleveland, just the 2nd time in his career he played the position (also Sept. 11, 1998 at KC)...hit 5 home runs in a 9-game stretch June 29-July 7...hit 5 homers in a 10-game stretch from Aug. 9-20, going 12x34 (.353)...homed in a career-best 3 straight games at Cleveland on June 29, 30 and July 2...teamed with Mike Sweeney and Carlos Beltran to become just the 2nd trio in Major League history to homer in the same 3 consecutive games; the only other teammates to accomplish the same feat were Dante Bichette, Vinny Castilla and Larry Walker with Colorado from Aug. 2-4, 1995...made his pro debut at 3rd base July 8 vs. Houston...hit pinch-hit homer Aug. 18 at Detroit, a 3-run shot off C.J. Nitkowski.

2002: Recorded his first career 100-RBI season after driving in just 112 total runs in his first four ML seasons...hit a walk-off home run off Mike Timlin vs. St. Louis on June 9 for a 3-2 win...doubled, tripled and homered in his first three at-bats June 25 vs. Detroit; was intentionally walked in his final plate appearance...hit by a pitch with the bases loaded in the 10th inning to drive in the winning run of a 13-12 win vs. Cleveland July 21; also hit a game-tying 2-run HR in the 9th off Bob Wickman to send the game into extra innings...named AL Co-Player of the Week with Carlos Beltran for July 15-21 after leading the Majors with 16 RBI and hitting .333 (12x26)...had a ML-best 31 RBI in July...hit .322 in August (38x118) with 9 doubles, 7 HRs and 28 RBI...had 7 RBI July 14 vs. Anaheim after hitting a grand slam and a 3-run home run in the first two innings...finished third in Majors with a .410 (25x61) batting average during Interleague play, was tied for third with 18 RBI and finished 7th in hits...hit a total of three home runs in extra innings.

2003: Hit .294 for 2nd straight season with 95 runs scored, 90 RBI and a team-leading 33 doubles...finished sixth in the AL with a .319 average against right-handed pitchers...9th in the league with 56 multi-hit games...career-high 10 sacrifice flies, tied for 3rd in the AL...went 2x3 with 2 solo home runs at Seattle on May 20; was his second career multi-homer game...collected 2 hits in the 6th inning June 17 vs. Minnesota...had 3 RBI vs. Cleveland on July 2 without getting a hit (0x3, walk, sacrifice fly)...had a season-high 5 RBI vs. Tampa Bay on Aug. 1, hitting a 3-run home run with a bases loaded walk and a sacrifice fly...career-best 13-game hitting streak from Sept. 13-25.

2004: Posted a career-high .304 average in first season back in Seattle...finished tied for 11th in the AL with 24 go-ahead RBI...homed in three straight games, April 18-20, hitting four home runs...hit two home runs, his 4th-career two-homer game, including a walk-off home run in the 9th inning, his third-career game-ending home run, in a 2-1 win April 20 vs. Oakland...left game on June 2 with strained right hamstring; on the disabled list June 3-July 9...had five hits Aug. 17 at Kansas City, going 5x5 with a double and 4 runs scored...batted .340 (33x97) in 24 games in August raising his average 21 points in the month...set a career high and a club record and matched the AL record with six hits Sept. 22 at Anaheim, going 6x6 with 5 RBI...joined Ichiro Suzuki as only Mariners ever with two 5-hit games in one season...reached safely in 11 straight plate appearances Sept. 22-24, matching the club record, including 9 straight hits, a new club record...batted .333 (93x279) after the All-Star break, tied for second in the AL (w/Melvin Mora) and trailing only teammate Ichiro Suzuki...batted .377 (75x199) in Mariners wins, compared to .252 (71x282) in Mariners losses.

2005: One of six AL players to appear in all 162 games, and one of two Mariners (also: Ichiro)...played first base (4 games), designated hitter (101 games), left field (55 games)

IBAÑEZ (continued)

and right field (3 games)...had 45 multi-hit games...hit in a season-high 11 straight games May 29-June 10...batted .320 (33x103) in June...drove in 21 runs in July in 28 games...hit 100th career home run on Aug. 4 at Detroit (off Sean Douglass)...had four hits twice in 3-game series vs. LAA from Sept. 12-14... Sept. 14 marked the seventh game in his career with four or more hits; also collected season-high 4 RBI and HR #19...homered in the final game of the season to reach 20 homers for second time in career (also: 2002).

POSTSEASON EXPERIENCE: Batted .375 (3x8) with 2 runs in 2000 ALDS against Chicago... went 0x9 with 2 strikeouts in ALCS vs. New York.

AWARDS: Honored with the Royals Joe Burke Special Achievement Award in 2002...Named AL Co-Player of the Week for July 15-21, 2002 and for Sept. 18-24, 2006.

IBAÑEZ'S PLAYING RECORD

YEAR CLUB	AVG	G	AB	R	H	2B	3B	HR	RBI	SH	SF	HB	BB	SO	SB-CS	E	OBP
1992 Tempe	.308	33	120	25	37	8	2	1	16	0	0	2	9	18	1-2	4	.366
1993 Appleton	.274	52	157	26	43	9	0	5	21	1	2	1	24	31	0-2	2	.370
Bellingham	.284	43	134	16	38	5	2	0	15	0	1	0	21	23	0-3	1	.378
1994 Appleton	.312	91	327	55	102	30	3	7	59	0	2	2	32	37	10-5	10	.375
1995 Riverside	.332	95	361	59	120	23	9	20	108	1	9	2	41	49	4-3	12	.395
1996 Tacoma	.284	111	405	59	115	20	3	11	47	0	5	2	44	56	7-7	11	.353
Port City	.368	19	76	12	28	8	1	1	13	0	1	0	8	7	3-2	4	.424
SEATTLE	.000	4	5	0	0	0	0	0	0	0	0	1	0	1	0-0	0	.167
1997 Tacoma	.304	111	438	84	133	30	5	15	84	3	4	1	32	75	7-5	5	.349
SEATTLE	.154	11	26	3	4	0	1	1	4	0	0	0	6	0	0-0	0	.154
1998 Tacoma	.216	52	190	24	41	8	1	6	25	0	2	0	24	47	1-1	1	.301
SEATTLE	.255	34	98	12	25	7	1	2	12	0	0	0	5	22	0-0	1	.291
1999 SEATTLE	.258	87	209	23	54	7	0	9	27	0	1	0	17	32	5-1	3	.313
Tacoma	.355	8	31	6	11	1	0	3	5	0	0	0	1	7	1-1	0	.375
2000 SEATTLE	.229	92	140	21	32	8	0	2	15	0	1	1	14	25	2-0	2	.301
Tacoma	.250	10	40	3	10	4	0	0	6	0	0	0	1	3	0-0	0	.268
2001 KANSAS CITY	.280	104	279	44	78	11	5	13	54	0	1	0	32	51	0-2	5	.353
Omaha	.148	8	27	3	4	1	0	2	5	1	0	0	1	10	0-0	1	.179
2002 KANSAS CITY	.294	137	497	70	146	37	6	24	103	1	4	2	40	76	5-3	3	.346
2003 KANSAS CITY	.294	157	608	95	179	33	5	18	90	1	10	3	49	81	8-4	4	.345
2004 SEATTLE	.304	123	481	67	146	31	1	16	62	0	4	3	36	72	1-2	5	.353
2005 SEATTLE	.280	162	614	92	172	32	2	20	89	0	3	2	71	99	9-4	2	.355
2006 SEATTLE	.289	159	626	103	181	33	5	33	123	0	7	1	65	115	2-4	2	.353
Mariners Totals	.279	672	2,199	321	614	118	10	83	332	0	16	8	208	372	19-11	15	.341
ML TOTALS	.284	1073	3,583	530	1017	199	26	138	579	2	31	13	329	580	32-20	27	.344

DIVISION SERIES

YEAR CLUB, OPP.	AVG	G	AB	R	H	2B	3B	HR	RBI	SH	SF	HB	BB	SO	SB-CS	E	OBP
2000 SEA vs. CHI	.375	3	8	2	3	0	0	0	0	0	0	0	0	0	0-0	0	.375

LEAGUE CHAMPIONSHIP SERIES

YEAR CLUB, OPP.	AVG	G	AB	R	H	2B	3B	HR	RBI	SH	SF	HB	BB	SO	SB-CS	E	OBP
2000 SEA vs. NY	.000	6	9	0	0	0	0	0	0	0	0	0	0	2	0-0	0	.000

TWO-TIME MARINERS

In club history, a total of 24 players have spent two different stints with the Mariners. Mike Blowers, Norm Charlton & Jeff Nelson are the only players with three separate stints:

Mike Blowers (1992-1995, 1997, 1999)
 Norm Charlton (1993, 1995-97, 2001)
 Larry Cox (1977, 1979-80)
 Bob Galasso (1977, 1981)
 Larry Milbourne (1977-80, 1984-85)
 Jerry Narron (1980-81, 1987)
 Matt Young (1983-86, 1990)
 Darnell Coles (1983-85, 1988-90)
 Bryan Clark (1981-83, 1990)
 Lee Tinsley (1993, 1997)
 John Mabry (1999-2000, 2003)
Raul Ibanez (1996-2000, 2004-)

Clay Parker (1987, 1992)
 John Moses (1982-87, 1992)
 Dennis Powell (1987-90, 1992-93)
 Mike Jackson (1988-91, 1996)
 Bill Krueger (1991, 1995)
 Lee Guetterman (1984-87, 1995-96)
 Bill Swift (1985-91, 1998)
 Chris Widger (1995-96, 2000)
 Joe Oliver (1998, 2000)
 Jeff Nelson (1992-95, 2001-03, 2005)
 Bret Boone (1992-93, 2001-2005)
 Ron Villone (1995, 2004-2005)

DETAILED BREAKDOWN

AVG	2006				CAREER				CAREER BY BALLPARK							
	AB	H	HR	RBI	AVG	AB	H	HR	HR	AB	H	HR	RBI			
.158	38	6	0	4	Baltimore	.197	203	40	4	21	Camden Yards	.198	106	21	1	10
.353	34	12	1	9	Boston	.288	160	46	8	23	Fenway Park	.260	73	19	4	11
.474	38	18	4	8	Chi. White Sox	.286	308	88	11	44	U.S. Cellular Field	.266	173	46	5	27
.395	38	15	1	8	Cleveland	.289	287	83	11	57	Jacobs Field	.319	141	45	7	26
.265	34	9	1	5	Detroit	.318	302	96	14	57	Comerica Park	.293	140	41	5	25
.423	26	11	1	6	Kansas City	.336	140	47	3	22	Kauffman Stadium	.298	788	235	29	143
.280	75	21	5	14	L.A. Angels	.330	339	112	14	62	Angel Stadium of Anaheim	.359	181	65	6	34
.286	35	10	2	9	Minnesota	.249	289	72	9	47	Metrodome	.238	151	36	5	25
.176	17	3	0	3	N.Y. Yankees	.287	178	51	4	23	Yankee Stadium	.265	83	22	2	12
.276	76	21	3	12	Oakland	.267	348	93	13	47	McAfee Coliseum	.249	169	42	5	20
—	—	—	—	—	Seattle	.369	84	31	5	19	Salaco Field	.291	1005	292	45	153
.176	34	6	1	3	Tampa Bay	.258	155	40	7	28	Tropicana Field	.275	80	22	3	13
.257	74	19	5	14	Texas	.268	298	80	11	43	Ameriquest Field	.284	155	44	7	20
.211	38	8	2	8	Toronto	.271	166	45	6	20	Rogers Centre	.274	84	23	3	15
.364	11	4	1	3	Arizona	.348	23	8	1	4	Chase Field	.364	11	4	1	3
—	—	—	—	—	Atlanta	—	—	—	—	—	Turner Field	—	—	—	—	—
—	—	—	—	—	Chi. Cubs	.500	4	2	1	3	Wrigley Field	.500	4	2	1	3
—	—	—	—	—	Cincinnati	—	—	—	—	—	Great American Ball Park	—	—	—	—	—
.273	11	3	1	2	Colorado	.160	25	4	1	4	Cours Field	.083	12	1	0	2
—	—	—	—	—	Florida	.292	24	7	2	8	Dolphins Stadium	.250	12	3	1	3
—	—	—	—	—	Houston	.300	10	3	1	1	Minute Maid Park	—	—	—	—	—
.308	13	4	1	3	L.A. Dodgers	.200	35	7	1	5	Dodger Stadium	.241	29	7	1	5
—	—	—	—	—	Milwaukee	.200	5	1	0	0	Miller Park	.333	3	1	0	0
—	—	—	—	—	N.Y. Mets	.417	24	10	1	7	Shea Stadium	.417	12	5	1	5
—	—	—	—	—	Philadelphia	.357	14	5	1	1	Citizens Bank Park	—	—	—	—	—
—	—	—	—	—	Pittsburgh	.000	1	0	0	0	PNC Park	.000	1	0	0	0
—	—	—	—	—	St. Louis	.333	42	14	2	5	Busch Stadium II	—	—	—	—	—
.250	24	6	3	7	San Diego	.282	78	22	6	19	PETCO Park	.240	25	6	3	5
.500	10	5	1	5	San Francisco	.304	23	7	1	6	AT&T Park	.000	1	0	0	0
—	—	—	—	—	Washington	.167	18	3	0	3	RFK Stadium	.182	11	2	0	2
.302	291	88	17	58	at Home	.289	1742	504	69	283	Busch Stadium I	.273	22	6	0	3
.278	335	93	16	65	Away	.279	1841	513	69	296	County Stadium	.000	1	0	0	0
.285	344	98	20	70	Pre-ASG	.282	1685	475	71	273	Kingdome	.237	76	18	2	10
.294	282	83	13	53	Post-ASG	.286	1898	542	67	306	Olympic Stadium	.143	7	1	0	1
.243	185	45	4	36	vs. LHP	.262	913	239	25	150	Qualcomm Stadium	.222	9	2	0	0
.308	441	136	29	87	vs. RHP	.291	2670	778	113	429	Tiger Stadium	.333	18	6	1	3
.337	166	56	12	93	RISP	.298	994	296	37	436						
.250	16	4	1	13	Bases Loaded	.333	90	30	3	84						
—	—	—	—	—	as PH	.160	81	13	1	11						
.200	5	1	0	0	as DH	.280	689	193	19	100						
—	—	—	—	—	in March	.000	4	0	0	0						
.301	103	31	3	16	April	.289	477	138	17	69						
.237	114	27	5	20	May	.244	529	129	17	70						
.326	95	31	9	27	June	.313	483	151	25	101						
.253	95	24	5	21	July	.287	582	167	28	116						
.296	98	29	4	20	August	.275	721	198	28	124						
.333	117	39	7	19	September	.299	730	218	21	87						
.000	4	0	0	0	October	.281	57	16	2	12						

IBÁÑEZ'S CAREER TRANSACTIONS

- Selected by Seattle in the 36th round of the June, 1992 draft.
- On 60-day disabled list March 31-June 28, 1998 with a frayed labrum in the right shoulder (included rehab assignment to Tacoma May 30-June 28).
- On disabled list May 18-June 2, 1999 with pinched nerve in neck (included rehab assignment to Tacoma, May 26-June 2).
- On disabled list Aug. 8-22, 2000 with a strained groin.
- Signed by Kansas City as a free agent, Jan. 19, 2001.
- Signed by Seattle as a free agent Nov. 19, 2003.
- On disabled list with strained right hamstring, June 3-July 9, 2004 (included rehab assignment with Tacoma, July 4-9).
- Signed two-year contract extension with the Mariners on March 1, 2006.



CESAR JIMENEZ (62)

POSITION: Left-Handed Pitcher

AGE: 22

BORN: 11-12-84 in Cumana, Sucre, VZ

BATS: Left

THROWS: Left

HEIGHT: 5-11

WEIGHT: 180

ML SERVICE: 0 years, 24 days

CONTRACT STATUS: Signed thru 2007

ACQUIRED: Signed as a non-drafted free agent July 2, 2001; signed by Mariners scout Emilio Carrasquel.

2006:

- Southpaw began the season at San Antonio (AA), but ended the campaign with Seattle, appearing in four games (including one start) with the Mariners.
- Recalled from Tacoma (AAA) on Sept. 8...made his debut on Sept. 11 vs. Toronto, pitching a shutout inning.
- Made first Major League start on Sept. 25 vs. Oakland, allowing 8 hits and 5 runs over 4.0 innings in his last appearance of the season...allowed two homers...did not figure in the Seattle win, only one of two Mariner victories over the Athletics in '06.
- Was 0-2 despite a 2.76 ERA (5ER/16.1IP) in three starts at San Antonio from April 8-19... promoted to AAA April 24.
- Tossed a complete-game, one-hitter June 28 at Las Vegas...no-hitter was broken up in the ninth inning...first Tacoma pitcher with a one-hitter since Derek Lowe on Aug. 16, 1996 vs. Edmonton.
- On disabled list from Aug. 3-24 with a sore right elbow...made three relief appearances after returning from the DL, recording a save in each game.
- Allowed just 1 run in June at Tacoma, going 3-0, 0.30 (1 ER/30.0 IP) over five starts...won four consecutive starts from June 5-July 3...lost five straight starts July 13-Aug. 2.

PERSONAL: Cesar (SAY-sar) Enrique Jimenez (HIM-en-ez)...resides in Cumana, Sucre, VZ...attended Creacion Cantarrana...on the provisional roster for Venezuela for the inaugural World Baseball Classic.

CAREER: Spent entire professional career in Mariners system.

2001: Took part in the Mariners Fall Instructional League.

2002: Named Venezuelan team's Most Valuable Pitcher by Mariners organization, going 7-1, 0.83 (6ER/65.1IP) over 11 starts for Aguirre...also pitched in Peoria and Everett, going a combined 2-1, 2.78 (22.2 IP, 7 ER) in 9 relief games between the two teams...participated in 2002 Arizona Instructional League.

2003: Appeared in 28 games (20 starts) for Wisconsin...went 3-0 with a 0.49 ERA and 17 strikeouts in eight relief appearances...named to the Midwest League All-Star Team... played for Lara in the Venezuelan Winter League.

2004: Spent season with Inland Empire, appearing in 41 games, 2 GS...led Inland Empire with a 2.29 ERA, including a 2.11 ERA in relief...struck out a career-high 80 batters in 86.1 innings...held lefties to a .187 average (14x75)...played with Lara in the Venezuelan Winter League.

2005: Started season with AA San Antonio, going 3-5, 2.62 (20ER/68.2IP) with four saves in a career and team-high 45 games (one start) for the Missions...allowed just three home runs in 68.2 innings...held lefties to a .220 average...appeared in four games in relief with Tacoma from July 7-19...on DL from July 26-Aug. 2 with a tendinitis of the left biceps...came back from DL stint to post a 1-1 record, 2.00 ERA (4ER/18.0IP) in 10 August appearances.

JIMENEZ'S CAREER HIGHS

MOST STRIKEOUTS: 2 - 9/25/06 at TEX

LOW-HIT GAME: None

LONGEST WINNING STREAK: None

LONGEST LOSING STREAK: None

MOST INNINGS PITCHED:

STARTER: 4.0 - 9/25/06 vs. OAK

RELIEVER: 1.2 - 9/19/06 at TEX

JIMENEZ's PLAYING RECORD

YEAR	CLUB	W-L	ERA	G	GS	CG	SHO	SV	IP	H	R	ER	HR	BB	SO	WP	BK
2001	Aguirre	7-1	0.83	11	11	2	1	0	65.1	37	6	6	0	12	67	3	0
2002	Peoria	0-0	3.38	1	0	0	0	0	2.2	3	2	1	0	0	3	0	0
	Everett	2-1	2.70	8	0	0	0	0	20.0	12	7	6	2	5	25	1	0
2003	Wisconsin	8-11	2.94	28	20	0	0	0	125.2	134	61	41	7	46	76	10	0
2004	Inland Empire	6-7	2.29	43	2	0	0	6	86.1	80	28	22	3	19	81	6	3
2005	San Antonio	3-5	2.62	45	1	0	0	4	68.2	64	21	20	3	24	54	4	0
	Tacoma	0-0	9.39	4	0	0	0	0	7.2	9	8	8	5	1	9	0	0
2006	San Antonio	0-2	2.76	3	3	0	0	0	16.1	10	5	5	0	5	10	1	0
	Tacoma	5-10	4.28	24	19	1	1	3	107.1	107	54	51	8	55	66	5	0
	SEATTLE	0-0	14.73	4	1	0	0	0	7.1	13	12	12	4	4	3	2	0
	ML Totals	0-0	14.73	4	1	0	0	0	7.1	13	12	12	4	4	3	2	0

DETAILED BREAKDOWN

2006							Career					Career by Ballpark						
W-L-S	ERA	G	IP	H	ER		W-L-S	ERA	G	IP	H	ER	W-L-S	ERA	G	IP	H	ER
—	—	—	—	—	—	Baltimore	—	—	—	—	—	—	—	—	—	—	—	—
—	—	—	—	—	—	Boston	—	—	—	—	—	—	—	—	—	—	—	—
—	—	—	—	—	—	Chi. White Sox	—	—	—	—	—	—	—	—	—	—	—	—
—	—	—	—	—	—	Cleveland	—	—	—	—	—	—	—	—	—	—	—	—
—	—	—	—	—	—	Detroit	—	—	—	—	—	—	—	—	—	—	—	—
—	—	—	—	—	—	Kansas City	—	—	—	—	—	—	—	—	—	—	—	—
—	—	—	—	—	—	L.A. Angels	—	—	—	—	—	—	—	—	—	—	—	—
—	—	—	—	—	—	Minnesota	—	—	—	—	—	—	—	—	—	—	—	—
—	—	—	—	—	—	N.Y. Yankees	—	—	—	—	—	—	—	—	—	—	—	—
0-0-0	11.25	1	4.0	8	5	Oakland	0-0-0	11.25	1	4.0	8	5	—	—	—	—	—	—
—	—	—	—	—	—	Seattle	—	—	—	—	—	—	—	—	—	—	—	—
—	—	—	—	—	—	Tampa Bay	—	—	—	—	—	—	—	—	—	—	—	—
0-0-0	16.20	1	1.2	4	3	Texas	0-0-0	16.20	1	1.2	4	3	—	—	—	—	—	—
0-0-0	21.60	2	1.2	1	4	Toronto	0-0-0	21.60	2	1.2	1	4	0-0-0	14.29	3	5.2	9	9
—	—	—	—	—	—	at Home	0-0-0	14.29	3	5.2	9	9	—	—	—	—	—	—
0-0-0	16.20	1	1.2	4	3	Away	0-0-0	16.20	1	1.2	4	3	—	—	—	—	—	—
—	—	—	—	—	—	Pre-ASG	—	—	—	—	—	—	—	—	—	—	—	—
0-0-0	14.73	4	7.1	13	12	Post-ASG	0-0-0	14.73	4	7.1	13	12	—	—	—	—	—	—
0-0-0	11.25	1	4.0	8	5	Starter	0-0-0	11.25	1	4.0	8	5	—	—	—	—	—	—
0-0-0	18.90	3	3.1	5	7	Relief	0-0-0	18.90	3	3.1	5	7	—	—	—	—	—	—
—	—	—	—	—	—	in March	—	—	—	—	—	—	—	—	—	—	—	—
—	—	—	—	—	—	April	—	—	—	—	—	—	—	—	—	—	—	—
—	—	—	—	—	—	May	—	—	—	—	—	—	—	—	—	—	—	—
—	—	—	—	—	—	June	—	—	—	—	—	—	—	—	—	—	—	—
—	—	—	—	—	—	July	—	—	—	—	—	—	—	—	—	—	—	—
—	—	—	—	—	—	August	—	—	—	—	—	—	—	—	—	—	—	—
0-0-0	14.73	4	7.1	13	12	September	0-0-0	14.73	4	7.1	13	12	—	—	—	—	—	—
—	—	—	—	—	—	October	—	—	—	—	—	—	—	—	—	—	—	—

JIMENEZ's CAREER TRANSACTIONS

— Signed by Seattle as a non-drafted free agent July 2, 2001.

LONGEST SCORELESS STREAKS IN CLUB HISTORY

Innings	Pitcher	Date
34.1	Mark Langston	September 14-29, 1988
31.0	Randy Johnson	May 23-June 13, 1997
29.0	Randy Johnson	May 20-June 10, 1994
28.2	Shigetoshi Hasegawa	June 1-August 22, 2003 (relief)
24.0	Edwin Nunez	June 8-July 12, 1988 (relief)
24.0	Jamie Moyer	June 16-July 6, 2002
23.0	Freddy Garcia	September 4-18, 2001
22.0	Bill Swift	July 26-August 11, 1990
21.0	Chris Bosio	April 18-June 1, 1993
21.0	Erik Hanson	April 23-May 3, 1993
20.2	Kazuhiro Sasaki	April 2-May 30, 2002 (relief)
20.1	Gil Meche	April 17-May 4, 2003



KENJI JOHJIMA (2)

POSITION: Catcher

AGE: 30 **BORN:** 6-8-76 in Sasebo, Nagasaki Prefecture, Japan

BATS: Right **THROWS:** Right **HEIGHT:** 6-0 **WEIGHT:** 198

ML SERVICE: 1 year, 0 days

CONTRACT STATUS: Signed thru 2008

ACQUIRED: Signed by Seattle as a free agent on Nov. 21, 2005.

2006:

- Set the American League record for hits by a rookie catcher with 147, breaking the mark set by the Angels' Buck Rodgers in 1962 (146)...fourth-highest total ever for any Major League rookie catcher.
- Tied for first among all AL rookies with a .291 batting average...also led AL rookies in homers (18), RBI (76), multi-hit games (40), hits, total bases (228) and extra-base hits (44).
- His 18 homers tied Dan Wilson (1996) for the most by a Mariner catcher in a single season...76 RBI rank second for a Seattle catcher to Wilson's club-record 83 in '96.
- Topped all Major League catchers in games (144), tying Wilson's 1997 club record.
- Ranked seventh in AL with a team-high .344 batting average with runners in scoring position...only Ichiro's .445 average with RISP in 2001 is higher among all-time Seattle rookies.
- Hit safely in 19 of his final 21 games to finish the season (25x89/.281). Batted .311 (92x296) from June 16 through the end of the year...hit .322 in August (29x90).
- Hit safely in 15 of 16 Interleague games (25x56/.446)...had 7 homers and 18 RBI vs. the National League...hit a Major League-high two homers on June 24 at San Diego and June 27 at Arizona.
- Grounded into a 4-3-5 triple play on May 27 at Minnesota in the 7th inning.
- Homered on Opening Day (April 3) vs. the Angels for his first Major League hit...homered again the next game April 4 vs. Los Angeles, becoming the second Mariner to hit a home run in each of his first two big league games (also Alvin Davis April 11, 1984 vs. Boston and April 13, 1984 at Minnesota).

PERSONAL: Kenji (KEN-jee) Johjima (JOE-jim-muh)...resides in Sasebo, Japan with his wife Maki, son Yuta (4), daughter Miu (2) and infant son Keita...attended Beppudai Fuzoku High School...first Japanese catcher to play in the Major Leagues...in 2000, a museum named in his honor opened in his hometown of Sasebo.

CAREER: Posted a .299 batting average with 211 home runs and 699 RBI in 11 seasons with Japan's Pacific League's Fukuoka Softbank Hawks...has averaged .305, 30 homers and 87 RBI in 627 games over the past five years...seven-time Gold Glove winner...has led the league in caught-stealing percentage four consecutive seasons...member of three Pacific League championship teams (1999, 2000, 2003) under legendary player and manager Sadaharu Oh...played on two Japan Series championship teams (1999, 2003)...six-time post-season All-Star...named to the Pacific League's "Best Nine" from 1999-2001 and again from 2003-2005...Pacific League's Most Valuable Player in 2003...member of the bronze medal Japanese team in the 2004 Olympics.

1994: Selected in the first round of the Japanese Draft by Daiei Hawks.

1995: Began his professional career...called up to Majors and made his Japanese League debut, playing in 12 games for Fukuoka...batted .167 (2x12).

1996: Playing in the Western League, set a league record with 25 homers...also led the league with 63 RBI...became the second player in Western League history to hit grand slams in consecutive at-bats on July 4...saw action in 17 games for the Hawks.

JOHJIMA'S CAREER HIGHS

MOST HITS: 4 — 6/24/06 at SD

MOST HOME RUNS: 2 — twice;

last 6/27/06 at ARI

MOST RBI: 5 — 6/27/06 at ARI

MOST STOLEN BASES: 1 — three times;

last 9/9/06 vs. TEX

LONGEST HITTING STREAK: 12 — 6/16-7/2/06

CAREER GRAND SLAMS: none

JOHJIMA (continued)

- 1997:** Became Hawks' starting catcher, playing in 120 games...batted .308 as a rookie, becoming the youngest rookie ever voted as a Japanese League All-Star starter (21 years, 45 days).
- 1998:** Batted .251 in his second year in the Japan League.
- 1999:** Named to the Pacific League's "Best Nine" for the first time as Fukuoka won the Japanese Series and the Pacific League championship...hit .306 with 33 double and 17 home runs...third in the league in batting average (behind Ichiro and Kazuo Matsui)...third in doubles...won his first Gold Glove...
- 2000:** Batted .310, again earning "Best Nine" honors...an All-Star while winning another Gold Glove...swiped a career-best 10 bases.
- 2001:** Cracked 31 home runs and collected 95 RBI...again named to "Best Nine", selected to All-Star team and won third consecutive Gold Glove...played a career-high 140 games...homered twice in same inning on April 13.
- 2002:** Won fourth consecutive Gold Glove...batted .293.
- 2003:** Helping lead the Hawks to another Pacific League championship, was named Pacific League's Most Valuable Player...batted .330 and hit 34 home runs...posted career highs of 101 runs, 182 hits, 39 doubles, 119 RBI, 53 walks, .655 slugging percentage and .432 on-base clip...tied his career high of 140 games played...won fifth straight Gold Glove, made his fourth "Best Nine" and sixth All-Star squad...led the Pacific League in total bases, second in hits, RBI, doubles and third in home runs...third in runs...had six hits on July 27.
- 2004:** Missed part of the Japan League season while playing in the Olympics...still managed career-highs of .338 (144x426) and 36 home runs...was hit by a pitch 22 times, breaking Ichiro's previous Pacific League mark of 18...homered, doubled twice and had four RBI to lead Japan to 11-2 win over Canada for the bronze medal...ranked fifth among Olympians with a .378 batting average (14x37)...seventh with seven runs scored.
- 2005:** Despite an injury-shortened season, batted .309 (127x411) with 24 home runs and 57 RBI over 116 games...broke the tibia in his left leg on Sept. 22 and missed the remainder of the season...missed two weeks earlier in the campaign due to a sore right shoulder...named to the Pacific League's "Best Nine" for the sixth time and also won his seventh Gold Glove...cracked a career-best four triples...struck out only 32 times...ranked sixth in the Pacific League in slugging and on-base percentage.

POSTSEASON EXPERIENCE: None

AWARDS: Six-time post-season All-Star, named to the Pacific League "Best Nine" from 1999-2001 and again from 2003-2005.

JOHJIMA'S PLAYING RECORD

YEAR CLUB	AVG	G	AB	R	H	2B	3B	HR	RBI	SH	SF	HB	BB	SO	SB-CS	E	OBP
1995 FUKUOKA	.167	12	12	2	2	0	0	0	1	0	0	0	1	4	0-0	1	.231
1996 FUKUOKA	.241	17	58	5	14	2	0	4	9	0	0	1	3	9	1-0	0	.290
1997 FUKUOKA	.308	120	432	49	133	24	2	15	68	4	7	5	22	62	6-2	8	.343
1998 FUKUOKA	.251	122	395	53	99	19	0	16	58	6	4	8	27	67	5-2	8	.309
1999 FUKUOKA	.306	135	493	65	151	33	1	17	77	6	1	8	31	61	6-2	9	.356
2000 FUKUOKA	.310	84	303	38	94	22	2	9	50	5	1	6	27	48	10-2	3	.377
2001 FUKUOKA	.258	140	534	63	138	18	0	31	95	5	2	6	31	55	9-4	6	.305
2002 FUKUOKA	.293	115	416	60	122	18	0	25	74	3	6	8	30	41	8-7	3	.348
2003 FUKUOKA	.330	140	551	101	182	39	2	34	119	2	7	15	53	50	9-4	7	.399
2004 FUKUOKA	.338	116	426	91	144	25	1	36	91	0	1	22	49	45	6-5	4	.432
2005 FUKUOKA	.309	116	411	70	127	22	4	24	57	0	2	16	33	32	3-4	3	.381
2006 SEATTLE	.291	144	506	61	147	25	1	18	76	0	3	13	20	46	3-1	7	.332
Japan Totals	.299	1117	4031	597	1206	222	12	211	699	31	31	95	307	474	63-32	52	.360
ML Totals	.291	144	506	61	147	25	1	18	76	0	3	13	20	46	3-1	7	.332

DETAILED BREAKDOWN

2006					Career					Career by Ballpark						
AVG.	AB	H	HR	RBI	AVG.	AB	H	HR	RBI	AVG.	AB	H	HR	RBI		
.231	26	6	1	5	Baltimore	.231	26	6	1	5	Camden Yards	.313	16	5	1	4
.333	30	10	0	2	Boston	.333	30	10	0	2	Fenway Park	.455	11	5	0	0
.167	24	4	1	6	Chi. White Sox	.167	24	4	1	6	U.S. Cellular Field	.158	19	3	1	5
.194	31	6	0	6	Cleveland	.194	31	6	0	6	Jacobs Field	.200	20	4	0	5
.160	25	4	0	2	Detroit	.160	25	4	0	2	Comerica Park	.333	12	4	0	2
.258	31	8	1	7	Kansas City	.258	31	8	1	7	Kauffman Stadium	.294	17	5	1	5
.308	65	20	2	7	L.A. Angels	.308	65	20	2	7	Angel Stadium of Anaheim	.265	34	9	0	2
.348	23	8	1	3	Minnesota	.348	23	8	1	3	Metrodome	.400	15	6	1	3
.143	14	2	0	1	N.Y. Yankees	.143	14	2	0	1	Yankee Stadium	.222	9	2	0	1
.317	60	19	0	4	Oakland	.317	60	19	0	4	McAfee Coliseum	.281	32	9	0	1
					Seattle						Safeco Field	.270	226	61	6	30
.238	21	5	1	4	Tampa Bay	.238	21	5	1	4	Tropicana Field	.250	8	2	1	1
.257	74	19	3	7	Texas	.257	74	19	3	7	Ameritrust Field	.286	42	12	2	4
.423	26	11	1	4	Toronto	.423	26	11	1	4	Rogers Centre	.333	12	4	0	0
.455	11	5	2	7	Arizona	.455	11	5	2	7	Chase Field	.455	11	5	2	7
					Atlanta						Turner Field					
					Chi. Cubs						Wrigley Field					
					Cincinnati						Great American Ball Park					
.333	6	2	0	0	Colorado	.333	6	2	0	0	Coors Field					
					Florida						Dolphin Stadium					
					Houston						Minute Maid Park					
.385	13	5	1	2	L.A. Dodgers	.385	13	5	1	2	Dodger Stadium	.385	13	5	1	2
					Milwaukee						Miller Park					
					N.Y. Mets						Shea Stadium					
					Philadelphia						Citizens Bank Park					
					Pittsburgh						PNC Park					
					St. Louis						Busch Stadium II					
.500	20	10	4	8	San Diego	.500	20	10	4	8	PETCO Park	.667	9	6	2	4
.500	6	3	0	1	San Francisco	.500	6	3	0	1	AT&T Park					
					Washington						RFK Stadium					
.270	226	61	6	30	at Home	.270	226	61	6	30						
.307	280	86	12	46	Away	.307	280	86	12	46						
.287	272	78	10	41	Pre-ASG	.287	272	78	10	41						
.295	234	69	8	35	Post-ASG	.295	234	69	8	35						
.263	114	30	0	9	vs. LHP	.263	114	30	0	9						
.298	392	117	18	67	vs. RHP	.298	392	117	18	67						
.344	122	42	5	58	RISP	.344	122	42	5	58						
.455	11	5	0	13	Bases Loaded	.455	11	5	0	13						
.000	5	0	0	0	as PH	.000	5	0	0	0						
					as DH											
					in March											
.267	75	20	2	12	April	.267	75	20	2	12						
.280	93	26	3	13	May	.280	93	26	3	13						
.345	84	29	5	16	June	.345	84	29	5	16						
.250	72	18	2	9	July	.250	72	18	2	9						
.333	81	27	1	8	August	.333	81	27	1	8						
.268	97	26	5	18	September	.268	97	26	5	18						
.250	4	1	0	0	October	.250	4	1	0	0						

JOHJIMA'S CAREER TRANSACTIONS

- Selected by the Fukuoka Daiei Hawks in the first round of Japan's 1994 draft.
- Signed by Seattle as free agent on Nov. 21, 2005.

SEASON LEADERS BY POSITION

POS.	BATTING AVERAGE	HOME RUNS	RUNS BATTED IN
C	Wilson, .295, 2002	Wilson, 18, 1996 Johjima, 18, 2006	Wilson, 83, 1996
1B	Bochte, .316, 1979	Sexson, 39, 2005	Sexson, 121, 2005
2B	Boone, .331, 2001	Boone, 37, 2001	Boone, 141, 2001
3B	E. Martinez, .343, 1992	Presley, 28, 1985	Presley, 107, 1986
SS	Rodriguez, .358, 1996	Rodriguez, 42, 1998 & 99	Rodriguez, 124, 1998
LF	Paciorek, .326, 1981	Ibanez, 33, 2006	Ibanez, 123, 2006
CF	Griffey Jr., .327, 1991	Griffey Jr., 56, 1997 & 98	Griffey Jr., 147, 1997
RF	Ichiro, .372, 2004	Buhner, 44, 1996	Buhner, 138, 1996
DH	E. Martinez, .356, 1995	E. Martinez, 37, 2000	E. Martinez, 143, 2000



ADAM JONES (25)

POSITION: Outfielder

AGE: 21, turns 22 Aug. 1 **BORN:** Aug. 1, 1985 in San Diego, CA

BATS: Right **THROWS:** Right **HEIGHT:** 6-2 **WEIGHT:** 200

ML SERVICE: 0 years, 80 days

CONTRACT STATUS: Signed thru 2007.

ACQUIRED: Mariners' first round selection in the 2003 June draft; signed by Mariners scout Tim Reynolds.

2006:

- One of 13 players to make his ML debut with Seattle.
- Made his ML debut July 14 at Toronto, starting in center field, and was 0x3 with a walk...had been selected from Tacoma (AAA) earlier that day.
- Collected first ML hit July 18 at New York, a single off Sidney Ponson in the sixth inning...was 0-for-12 to begin his ML career, the longest 0-fer for a Mariner to open a big league career (Ricky Nelson, Donell Nixon and Rich Amaral were all 0x11).
- Hit his first ML home run Aug. 10 in the third inning at Texas.
- Had first career multi-RBI game with a two-run double Aug. 18 at Texas.
- Optioned to Tacoma Aug. 22 when TJ Bohn was recalled...was recalled Sept. 8.
- Had a 2-out, pinch-hit 2-RBI single Sept. 19 at Texas to snap 7-7 tie in 10th inning.
- Hit safely in five of last eight games in which he had a plate appearance.
- Hit .287 in 96 games with Tacoma with 19 doubles, four triples, 16 HR and 62 RBI.
- Named Tacoma's MVP by the Mariners Minor League Department.
- Had been converted to the outfield in Instructional League the previous winter.

PERSONAL: Adam L. Jones...resides in Phoenix, AZ...graduated from Morse High School in San Diego, CA in June 2003...hit .406 with 27 RBI and four home runs during his senior season, while posting a 3-3 record with a 2.71 ERA on the mound.

CAREER: Spent his entire pro career in the Mariners organization.

2003: Began pro career with rookie Peoria...hit safely in seven of eight games to start his career...had eight multi-hit games, including four 3-hit games...was promoted to Everett on Sept. 2...had three multi-hit games in three starts with Everett...participated in the Mariners 2003 Arizona Instructional League.

2004: Led Wisconsin (A) in RBI, games played, hits, multi-hit games (42), multi-RBI games (17) and total bases (206)...tied for the team lead in runs...had four hit streaks of six or more games...season-high nine-game hitting streak, from June 8-17...recorded a season-high four hits on July 23 vs. Burlington...hit grad slam at Quad City on May 25...scored a run in seven consecutive games (9 runs), from July 27-Aug. 3...recorded first multi home run game of career on July 31 at Battle Creek...transferred to Inland Empire on Sept. 7...participated in the 2004 Arizona Instructional League.

2005: Split season between Inland Empire and San Antonio, setting career-highs in hits (148), doubles (30), triples (8) and home runs (15)...recorded 37 multi-hit games, including four 4-hit games, and ten 3-hit games...started season with Inland Empire, hitting safely in 50 of 68 games...recorded season-high 11-game hit streak, hitting .468 (22x47) with 14 runs, seven doubles, two triples, three home runs and 13 RBI, May 21-June 1...hit .300 (27x90) with runners in scoring position...promoted San Antonio on June 22...hit .352 (31x88) with 14 runs scored, nine extra-base hits and six RBI in 25 games in July...participated with the Peoria Javelinas in the Arizona Fall League...converted to center field...hit .333 (11x33) during a seven game stretch...named Minor League Player of the Year by the Seattle Mariners.

AWARDS: Mariners Minor League Player of the Year (2005).

JONES' CAREER HIGHS

MOST HITS: 2 — 3 times;

last done 7/23/06 vs. BOS

MOST HOME RUNS: 1 — 8/10/06 at TEX

MOST RBIs: 2 — twice; last done 9/19/06 at TEX

MOST STOLEN BASES: 1 — 3 times;

last done 8/13/06 at TEX

LONGEST HITTING STREAK: 4 — 7/21-24/06

CAREER GRAND SLAMS: None

JONES' PLAYING RECORD

YEAR	CLUB	AVG.	G	AB	R	H	2B	3B	HR	RBI	SH	SF	HB	BB	SO	SB-CS	E	OBP
2003	Peoria	.284	28	109	18	31	5	1	0	8	3	1	10	5	19	5-1	10	.368
	Everett	.462	3	13	2	6	1	0	0	4	0	1	0	1	3	0-0	2	.467
2004	Wisconsin	.267	130	510	76	136	23	7	11	72	4	7	5	33	124	8-4	31	.314
2005	Inland Empire	.295	68	271	43	80	20	5	8	46	2	5	8	29	64	4-5	22	.374
	San Antonio	.298	63	228	33	68	10	3	7	20	2	2	3	22	48	9-4	12	.365
2006	Tacoma	.287	96	380	69	109	19	4	16	62	1	1	6	28	78	13-4	8	.345
	SEATTLE	.216	32	74	6	16	4	0	1	8	0	0	0	2	22	3-1	3	.237
ML TOTALS		.216	32	74	6	16	4	0	1	8	0	0	0	2	22	3-1	3	.237

DETAILED BREAKDOWN

2006					CAREER					CAREER BY BALLPARK						
AVG.	AB	H	HR	RBI	AVG.	AB	H	HR	RBI	AVG.	AB	H	HR	RBI		
.167	6	1	0	0	Baltimore	.167	6	1	0	0	Camden Yards	.167	6	1	0	0
.500	10	5	0	1	Boston	.500	10	5	0	1	Fenway Park	—	—	—	—	—
.000	0	0	0	0	Chi. White Sox	.000	0	0	0	0	U.S. Cellular Field	.000	0	0	0	0
.167	6	1	0	0	Cleveland	.167	6	1	0	0	Jacobs Field	.167	6	1	0	0
—	—	—	—	—	Detroit	—	—	—	—	—	Comerica Park	—	—	—	—	—
—	—	—	—	—	Kansas City	—	—	—	—	—	Kauffman Stadium	—	—	—	—	—
.000	3	0	0	0	L.A. Angels	.000	3	0	0	0	Angel Stadium of Anaheim	.000	3	0	0	0
—	—	—	—	—	Minnesota	—	—	—	—	—	Metrodome	—	—	—	—	—
.200	10	2	0	0	N.Y. Yankees	.200	10	2	0	0	Yankee Stadium	.200	10	2	0	0
.000	5	0	0	0	Oakland	.000	5	0	0	0	McAfee Coliseum	.000	0	0	0	0
—	—	—	—	—	Seattle	—	—	—	—	—	Safeco Field	.276	29	8	0	3
.333	3	1	0	0	Tampa Bay	.333	3	1	0	0	Tropicana Field	—	—	—	—	—
.308	13	4	1	5	Texas	.308	13	4	1	5	Amerquest Field	.308	13	4	1	5
.111	18	2	0	2	Toronto	.111	18	2	0	2	Rogers Centre	.000	7	0	0	0
.276	29	8	0	3	at Home	.276	29	8	0	3	—	—	—	—	—	—
.178	45	8	1	5	Away	.178	45	8	1	5	—	—	—	—	—	—
—	—	—	—	—	Pre-ASG	—	—	—	—	—	—	—	—	—	—	—
.216	74	16	1	8	Post-ASG	.216	74	16	1	8	—	—	—	—	—	—
.235	17	4	0	0	vs. LHP	.235	17	4	0	0	—	—	—	—	—	—
.211	57	12	1	8	vs. RHP	.211	57	12	1	8	—	—	—	—	—	—
.250	16	4	0	6	RISP	.250	16	4	0	6	—	—	—	—	—	—
.000	3	0	0	0	Bases Loaded	.000	3	0	0	0	—	—	—	—	—	—
1.000	1	1	0	2	as PH	1.000	1	1	0	2	—	—	—	—	—	—
.000	0	0	0	0	As DH	.000	0	0	0	0	—	—	—	—	—	—
—	—	—	—	—	in March	—	—	—	—	—	—	—	—	—	—	—
—	—	—	—	—	April	—	—	—	—	—	—	—	—	—	—	—
—	—	—	—	—	May	—	—	—	—	—	—	—	—	—	—	—
—	—	—	—	—	June	—	—	—	—	—	—	—	—	—	—	—
.234	47	11	0	3	July	.234	47	11	0	3	—	—	—	—	—	—
.160	25	4	1	3	August	.160	25	4	1	3	—	—	—	—	—	—
.500	2	1	0	2	September	.500	2	1	0	2	—	—	—	—	—	—
—	—	—	—	—	October	—	—	—	—	—	—	—	—	—	—	—

JONES' CAREER TRANSACTIONS

— Mariners' first round selection (37th overall) in the 2003 June draft; signed by Mariners scout Tim Reynolds.

LONGEST MARINERS HITTING STREAKS

Player	# of Games	Year	Player	# of Games	Year
Joey Cora	24	1997	Craig Reynolds	16	1978
Ichiro Suzuki	23	2001	Harold Reynolds	16	1989
Dan Meyer	21	1979	Alex Rodriguez	16	1997
Richie Zisk	21	1982	Joey Cora	16	1998
Ichiro Suzuki	21	2001	Joey Cora	16	1998
Ichiro Suzuki	21	2004	Ken Griffey Jr.	16	1999
Ichiro Suzuki	20	2006	John Olerud	16	2002
Alex Rodriguez	20	1996	Bret Boone	16	2004
Joey Cora	20	1998	Ichiro Suzuki	16	2004
Phil Bradley	19	1986	Willie Horton	15	1979
Ichiro Suzuki	19	2003	Richie Zisk	15	1981
Joey Cora	18	1996	Jack Perconte	15	1985
Ichiro Suzuki	18	2006	Edgar Martinez	15	1991
Edgar Martinez	17	1992	David Segui	15	1999
Vince Coleman	17	1995	Ichiro Suzuki	15	2001
Edgar Martinez	17	1997	Ichiro Suzuki	15	2002
Alex Rodriguez	17	2000	Bret Boone	15	2003

BRYAN LaHAIR (69)



POSITION: Infielder

AGE: 24 **BORN:** 11-5-82 in Worcester, MA

BATS: Left **THROWS:** Right **HEIGHT:** 6-5 **WEIGHT:** 215

ML SERVICE: None

CONTRACT STATUS: Signed thru 2007

ACQUIRED: Mariners' 39th round selection in the 2002 June draft; signed by Mariners scout Mark Leavitt.

2006:

- Named Mariners organization Most Valuable Player.
- Hit .309 (131x424) with 58 runs scored, 22 doubles, 16 home runs and 74 RBI in 114 games combined between San Antonio and Tacoma...finished fourth among Mariners farmhands in home runs, RBI and average.
- Hit .345 (29x84) with 16 runs scored, 10 doubles, five home runs and 14 RBI in 23 games in April...recorded two eight-game hitting streaks, April 8-14 and April 18-26.
- Recorded 18 multi-hit games, including four three-hit games and one four-hit game.
- Named to the Texas League All-Star team, but was unable to play after being promoted to Tacoma on June 12.
- Recorded a season-high 15-game hit streak, hitting .373 (22x59) from June 16-July 7.
- Named PCL Player of the Week Aug. 7-13, after hitting .583 (14x24) with 12 runs, 6 home runs and 14 RBI...hit seven home runs in eight games from Aug. 7-Aug. 14.
- Hit safely in eight of his final nine games, hitting .486 (18x37) with 14 runs scored, seven home runs and 15 RBI from Aug. 6-15...played for Team USA in the Olympic Qualifying Tournament.

PERSONAL: Bryan Allan LaHair (luh-HAIR)...graduated from Holy Name Central Catholic H.S. (MA) in June of 2000...attended Saint Petersburg College (FL)...named All-Conference First team, hitting .375 with 23 doubles, eight triples and 62 RBI.

CAREER: Spent entire professional career in Mariners organization.

2003: Began pro career with Everett...played mostly first base, but also left field and DH... had 13 multi-hit games...participated in the Mariners 2003 Fall Instructional League.

2004: Started season with Everett, appearing in seven games...hit safely in six of seven games, including four multi-hit games and six doubles...promoted to Wisconsin on June 26...homered in first two games with Wisconsin on June 26 and 27...had season-high 11-game hit streak, hitting .409, from July 15-25...led team with 24 doubles, despite playing in only 67 games...recorded 18 multi-hit games, two three-hit games...participated in the 2004 Arizona Instructional League.

2005: Spent season with Inland Empire (A)...led all Mariners farmhands with 113 RBI and tied for second with 22 home runs...went 4x5 with two runs, two home runs and a career-high seven RBI on July 9 vs. Modesto...went 3x5 with three runs, three home runs and five RBI on Aug. 1 at Lancaster...recorded back-to-back five RBI games Aug. 1 and 2...had season-high 15 game hit streak, hitting .381 (24x63) from Aug. 14-29...hit .381 (48x126) with 27 runs scored, 17 extra-base hits and 36 RBI in 28 games in August...recorded 47 multi-hit games, including five four-hit games and 13 three-hit games...had 25 multi-RBI games, including nine games with four or more RBI...hit .354 (64x181) with runners in scoring position...named Inland Empire's MVP by the Seattle Mariners...member of the United States World qualifying baseball team.

LaHAIR's PLAYING RECORD

YEAR	CLUB	AVG.	G	AB	R	H	2B	3B	HR	RBI	SH	SF	HB	BB	SO	SB-CS	E	OBP
2003	Everett	.244	57	201	26	49	14	0	2	20	0	0	1	11	40	4-3	3	.286
2004	Everett	.440	7	25	5	11	6	0	1	7	0	1	1	1	3	0-0	1	.464
	Wisconsin	.279	67	262	30	73	24	0	5	28	1	0	1	16	66	6-5	6	.323
2005	Inland Empire	.310	126	509	81	158	28	2	22	113	0	6	3	51	125	0-1	4	.373
2006	San Antonio	.293	60	222	22	65	12	0	6	30	1	1	4	24	52	0-0	4	.371
	Tacoma	.327	54	202	36	66	10	0	10	44	1	3	1	23	49	3-0	1	.393
	Tacoma	.316	42	136	26	43	5	0	1	10	1	0	3	22	26	3-3	6	.422
	Peoria#	.313	4	16	3	5	3	0	1	2	0	0	0	1	0	1-1	2	.353

LaHAIR's CAREER TRANSACTIONS

— Seattle's 39th round selection in the 2002 June draft; signed by scout Mark Leavitt.



JOSE LOPEZ (4)

POSITION: Infielder

AGE: 23 **BORN:** 11-24-83 in Anzoategui, VZ

BATS: Right **THROWS:** Right **HEIGHT:** 6-0 **WEIGHT:** 200

ML SERVICE: 1 year, 140 days

CONTRACT STATUS: Signed thru 2007

ACQUIRED: Signed as a non-drafted free agent July 2, 2000; signed by Mariners scouts Bob Engle and Jose Moreno.

2006:

- Completed first full season in the Major Leagues, appearing in 150 games, 148 starts at second base... named as a reserve to the American League All-Star Team.
- Finished second on the team and tied for fifth in the American League with eight triples...led the AL in sacrifice bunts (12).
- Hit .331 (50x151) vs. left-handed pitchers, compared to .265 (120x452) vs. right-handers.
- Hit nearly 60 points higher on the road than at home. .309 (99x320) on the road compared to .251 (71x283) at home.
- Finished third on the team with a .327 (54x167) average with runners in scoring position.
- Hit a career-high 10 home runs, including four in both April and May.
- Had 58 RBI before the All-Star game, including 25 in the month of May...recorded only 21 RBI after the break.
- Recorded a career-high 10 game hit streak, twice...hit .310 (13x42) with four runs scored, three doubles, a triple, two home runs and seven RBI, from April 21-May 1...hit .368 (14x38) from Sept. 9-17.
- Missed two games (June 18 and 20) due to a bruised left thumb.
- Batted .328 (21x64) with eight runs scored, eight extra-base hits and nine RBI in 16 interleague games.
- Recorded back-to-back triples with teammate Adrian Beltre on June 28 at Arizona...it was the first time the Mariners logged triples in consecutive plate appearances since June 24, 2005 at San Diego (Ichiro, Randy Winn).
- Named to the American League All-Star Team; first All-Star Game appearance...was the youngest All-Star second baseman since Roberto Alomar in 1990...scored the tying run as a pinch-runner in the 9th inning...stayed in the game at third base, credited with one assist and an error.
- Hit .185 (10x54) with 0 RBI July 5-29, but .293 (60x205) with 17 RBI the remainder of season...RBI Aug. 23 vs. New York (AL) was first home RBI since July 4 vs. Angels.
- Had game-winning RBI single in the 13th inning on Sept. 9 vs. Texas.
- Hit safely in 20 of 27 games in the month of Sept., batting .323 (31x96) with five extra-base hits and 12 RBI.

PERSONAL: Jose Celestino Lopez...resides in Anzoategui, VZ with son Jose Jr. (7/21/06)... on the provisional roster for Venezuela for the inaugural World Baseball Classic.

CAREER: Has spent his entire career in the Mariners system...was only 20 years old when he made his ML debut in 2004.

2001: Named Everett's MVP by the Mariners player development department...had 24 multi-hit games...participated in the Mariners Arizona Instructional League.

2002: Named Mariners Minor League Player of the Year with San Bernardino...led the Cal League with 169 hits and 309 doubles...his .324 average was second-highest among all Mariners minor leaguers while his 31 steals ranked fourth...was second in the Cal League in average and fifth in steals...was the league's youngest position player...selected to play with the World Team at the 2002 MLB Future's Game in Milwaukee; at age 18, was the game's youngest player...named as a second baseman to SportsTicker's 2002 All-Teen Team...hit .345 with Lara in the Venezuelan Winter League.

LOPEZ' CAREER HIGHS

MOST HITS: 4 – 9/27/05 vs. TEX

MOST HOME RUNS: 1 – 17 times;
last done 9/24/06 at CWS

MOST RBI: 4 – 9/26/04 vs. TEX

MOST STOLEN BASES: 1 – 9 times;
last done 9/4/06 at DET

LONGEST HITTING STREAK: 10 – twice,
last done 9/6-17/06

CAREER GRAND SLAMS: none

LOPEZ (continued)

2003: Played three different infield positions (2B, SS, 3B) in 132 games with San Antonio... had two home runs April 19...was third in Texas League with 35 doubles...had 41 multi-hit games, including four 4-hit games...selected to start the Texas League All-Star Game...named to Texas League Postseason All-Star Team...hit .391 (9x23) with 3 runs, 2 homers, a steal and 5 RBI in 5 postseason games...played with Lara in the Venezuelan Winter League.

2004: Selected from Tacoma July 31 and made ML debut that night as starting shortstop at Anaheim...recorded first ML hit Aug. 1 at Anaheim, a single off Bartolo Colon...started 18 consecutive games at shortstop after selection, hitting safely in 13 of the 18 games...hit first ML home run Aug. 14 vs. New York, a solo shot off Esteban Loaiza...made 55 starts overall with Seattle, all at shortstop...hit .295 (81x275) with 13 home runs, 39 RBI in 74 games with Tacoma before being selected...hit .311 with 11 doubles, 10 HR, 29 RBI in 46 games with Lara in the Venezuelan Winter League.

2005: Began season on the disabled list, but concluded year as the Mariners' everyday second baseman...was on the disabled list from April 6-May 14 and again from May 23-June 9 due to a fractured hook of the hamate bone in his left hand...surgery was performed by Dr. Donald Sheridan in April...recalled by Seattle for the first time on June 17...optioned July 1...recalled a second time on July 3...optioned on July 28...recalled on Aug. 30 and batted .261 (29x111) the remainder of the season...logged a career-high nine-game hitting streak from Sept. 17-27 (14x34/.412)...batted .333 (17x51) from Sept. 14-29, hitting safely in 11 of 13 games...notched a career-high four hits (4x5) on Sept. 27 vs. Texas...hit .295 (18x61) over his final 16 games...hit .333 (18x54) with runners in scoring position, .312 (29x93) with runners on base...batted .385 (5x13) in five Interleague games...hit safely in 36 of 44 games at Tacoma, batting .319 (58x182)...had a 17-game (30x73/.411) hitting streak from Aug. 8-23.

POSTSEASON EXPERIENCE: None.

AWARDS: All-Star Game: 2006.

LOPEZ' PLAYING RECORD

YEAR CLUB	AVG.	G	AB	R	H	2B	3B	HR	RBI	SH	SF	HB	BB	SO	SB-CS	E	OBP
2001 Everett	.256	70	289	42	74	15	0	2	20	1	2	10	13	44	13-6	14	.309
2002 San Bernardino	.324	123	522	82	169	39	5	8	60	4	4	5	27	45	31-13	31	.360
2003 San Antonio	.258	132	538	82	139	35	2	13	69	7	6	10	27	56	18-8	28	.303
2004 Tacoma	.295	74	275	40	81	1	0	13	39	2	4	6	16	30	5-2	20	.342
SEATTLE	.232	57	207	28	48	13	0	5	22	1	1	1	8	31	0-1	10	.263
2005 Tacoma	.319	44	182	29	58	19	0	5	31	2	0	2	8	25	2-3	6	.354
SEATTLE	.247	54	190	18	47	19	0	2	25	1	2	4	6	25	4-2	7	.282
2006 SEATTLE	.282	151	603	78	170	28	8	10	79	12	5	9	26	80	5-2	16	.319
ML TOTALS	.265	262	1000	124	265	60	8	17	126	14	8	14	40	136	9-5	33	.300

ALL-STAR GAME

YEAR CLUB, SITE	AVG.	G	AB	R	H	2B	3B	HR	RBI	SH	SF	HB	BB	SO	SB-CS	E	OBP
2006 AL, Pittsburgh	.000	1	0	1	0	0	0	0	0	0	0	0	0	0	0-0	1	.000

MARINERS MOST HOME RUNS IN A GAME

BATTER	HR	DATE
Mike Cameron	4	May 2, 2002 at Chicago (AL)
Jeff Burroughs	3	Aug. 14, 1981 at Minnesota
Gorman Thomas	3	April 11, 1985 vs. Oakland
Jim Presley	3	Sept. 1, 1986 vs. Detroit
Mickey Brantley	3	Sept. 14, 1987 vs. Cleveland
Dan Wilson	3	April 11, 1996 at Detroit
Ken Griffey Jr.	3	May 24, 1996 vs. New York (AL)
Edgar Martinez	3	July 6, 1996 at Texas
Ken Griffey Jr.	3	April 25, 1997 at Toronto
Edgar Martinez	3	May 18, 1999 vs. Minnesota
Alex Rodriguez	3	April 16, 2000 at Toronto

DETAILED BREAKDOWN

2006					CAREER					CAREER BY BALLPARK						
AVG	AB	H	HR	RBI	AVG	AB	H	HR	RBI	AVG	AB	H	HR	RBI		
.293	41	12	2	8	Baltimore	.234	77	18	2	9	Camden Yards	.350	40	14	1	4
.280	25	7	0	2	Boston	.289	38	11	1	4	Fenway Park	.235	17	4	0	1
.297	37	11	2	8	Chi. White Sox	.295	44	13	2	8	U.S. Cellular Field	.313	32	10	1	5
.270	37	10	2	7	Cleveland	.233	43	10	2	7	Jacobs Field	.259	27	7	2	6
.342	38	13	0	3	Detroit	.319	69	22	0	5	Comerica Park	.333	33	11	0	3
.333	27	9	1	6	Kansas City	.258	62	16	2	10	Kauffman Stadium	.242	33	8	0	2
.293	82	24	1	11	L.A. Angels	.250	144	36	2	15	Angel Stadium of Anaheim	.256	86	22	1	7
.179	28	5	1	3	Minnesota	.184	38	7	1	3	Metrodome	.333	15	5	1	3
.316	19	6	0	3	N.Y. Yankees	.350	40	14	2	9	Yankee Stadium	.143	7	1	0	0
.263	76	20	0	7	Oakland	.241	133	32	0	11	McAfee Coliseum	.288	66	19	0	6
—	—	—	—	—	Seattle	—	—	—	—	—	Safeco Field	.246	480	118	9	62
.300	30	9	0	5	Tampa Bay	.263	57	15	0	7	Tropicana Field	.304	23	7	0	0
.217	69	15	0	5	Texas	.241	112	27	0	15	Ameritrust Field	.241	54	13	0	12
.267	30	8	0	2	Toronto	.273	66	18	2	11	Rogers Centre	.288	52	15	2	9
.357	14	5	0	4	Arizona	.357	14	5	0	4	Chase Field	.357	14	5	0	4
—	—	—	—	—	Atlanta	—	—	—	—	—	Turner Field	—	—	—	—	—
—	—	—	—	—	Chi. Cubs	—	—	—	—	—	Wrigley Field	—	—	—	—	—
—	—	—	—	—	Cincinnati	—	—	—	—	—	Great American Ball Park	—	—	—	—	—
.273	11	3	0	0	Colorado	.273	11	3	0	0	Coors Field	—	—	—	—	—
—	—	—	—	—	Florida	—	—	—	—	—	Dolphins Stadium	—	—	—	—	—
—	—	—	—	—	Houston	—	—	—	—	—	Minute Maid Park	—	—	—	—	—
.250	8	2	0	2	L.A. Dodgers	.250	8	2	0	2	Dodger Stadium	.250	8	2	0	2
—	—	—	—	—	Milwaukee	—	—	—	—	—	Miller Park	—	—	—	—	—
—	—	—	—	—	N.Y. Mets	.417	12	5	0	3	Shea Stadium	—	—	—	—	—
—	—	—	—	—	Philadelphia	—	—	—	—	—	Citizens Bank Park	—	—	—	—	—
—	—	—	—	—	Pittsburgh	—	—	—	—	—	PNC Park	—	—	—	—	—
—	—	—	—	—	St. Louis	—	—	—	—	—	Busch Stadium II	—	—	—	—	—
.348	23	8	1	3	San Diego	.333	24	8	1	3	PETCO Park	.308	13	4	0	0
.375	8	3	0	0	San Francisco	.375	8	3	0	0	AT&T Park	—	—	—	—	—
—	—	—	—	—	Washington	—	—	—	—	—	RFK Stadium	—	—	—	—	—
.251	283	71	4	39	at Home	.246	480	118	9	62						
.309	320	99	6	40	Away	.283	520	147	8	64						
.280	350	98	9	58	Pre-ASG	.275	396	109	9	63						
.285	253	72	1	21	Post-ASG	.258	604	156	8	63						
.331	151	50	4	23	vs. LHP	.294	265	78	5	36						
.265	452	120	6	56	vs. RHP	.254	735	187	12	90						
.327	165	54	3	67	RISP	.320	275	88	7	109						
.545	11	6	0	16	Bases Loaded	.409	22	9	0	20						
.000	1	0	0	0	as PH	.000	3	0	0	0						
—	—	—	—	—	as DH	—	—	—	—	—						
—	—	—	—	—	in March	—	—	—	—	—						
.274	106	29	4	17	April	.274	106	29	4	17						
.289	114	33	4	25	May	.289	114	33	4	25						
.276	98	27	1	15	June	.271	118	32	1	19						
.263	80	21	0	5	July	.236	144	34	0	9						
.274	106	29	0	5	August	.269	216	58	3	18						
.323	96	31	1	12	September	.273	286	78	5	38						
.000	3	0	0	0	October	.063	16	1	0	0						

LOPEZ' CAREER TRANSACTIONS

- Signed by Seattle as a non-drafted free agent July 2, 2000; signed by Mariners scouts Bob Engle and Jose Moreno.
- On disabled list April 6-May 14 and May 23-June 9, 2005 with fractured hook of the hamate bone in his left hand.

MARINERS PITCHERS WHO HAVE BATTED*

DATE	PITCHER	OPP.	OPPOSING PITCHER	INN.	RESULT OF AB
4/24/87	Moore	at Oak.	Rodriguez	9	Reached on FC
4/20/90	Holman	at Oak.	Otto	9	Reached on Error
8/11/90	Schooler	vs. Bos.	Irvine	13	Grounded Out

MARINERS PLAYERS WHO HAVE PITCHED

Date	Player	Opp.	Score	IP	H	R	ER	HR	BB	SO
6/26/83	Castillo	vs. Tor.	9-17	2.2	8	7	7	3	3	2
5/28/00	Mabry	at TB	4-14	0.2	3	2	2	0	1	0

*Does not include interleague play.



MARK LOWE (57)

POSITION: Right-Handed Pitcher

AGE: 23, turns 24 June 7

BORN: 6-7-83 in Houston, TX

BATS: Right **THROWS:** Right

HEIGHT: 6-3 **WEIGHT:** 190

ML SERVICE: 0 years, 87 days

CONTRACT STATUS: Signed thru 2007

ACQUIRED: Mariners 5th round selection in the 2004 June draft; signed by Mariners scout Mark Lummus.

2006:

- One of 13 players to make their Major League debut with Seattle in 2006.
- Named Minor League Pitcher of the Year by the Mariners Player Development Staff.
- Limited opposing batters to a .190 batting average against (12x63); left-handers hit just .167 (4x24).
- Selected from Tacoma July 7; did not pitch in AAA.
- Worked a club-record 17.2 consecutive shutout innings to begin his big league career; worked 2.0 scoreless innings Aug. 14, running his scoreless-inning streak to 17.2 frames (8 hits, 7 BB, 20 K) in first 13 games...established a club record for shutout innings to start career...also tied club mark for shutout appearances to begin Seattle career.
- Made ML Debut July 7 just hours after arriving in Seattle; tossed 1.0 shutout IP; allowed 1B, 2B, HBP to load bases but pitched out of it (0 R, 2K).
- Tossed 1.2 shutout innings and stranded 3 runners in first game in New York July 17.
- Picked up first ML win July 19 at New York; inherited go-ahead runner on third with one out and stranded him, striking out Bernie Williams and getting Kelly Stinnett to fly out.
- Stranded first 9 inherited runners before allowing 1 of 2 runners to score Aug. 2 at BAL.
- Placed on 15-day disabled list on Aug. 20 with what was originally diagnosed as right elbow tendinitis; transferred to 60-day DL on Sept. 8.
- Underwent arthroscopic surgery on his right elbow on Oct. 6; surgery was performed by Dr. Lewis Yocum...right elbow was debrided to repair a chondral defect.
- Started season at Inland Empire (A); also pitched at San Antonio (AA) and was promoted to Tacoma (AAA) before arrival in Majors.
- Had 1-2 record, 1.96 ERA with 6 saves in 24 games, two starts, combined between Inland Empire and San Antonio.
- Posted 0-2 record, 2.16 ERA with 4 saves in 11 games at San Antonio...scored upon just twice with Missions.
- Began the year at Inland Empire: 1-0, 1.84 with 2 saves over 13 games...made 2 starts (4/15 and 5/21)...on the DL for much of May (4-21).

PERSONAL: Mark C. Lowe...resides in Glendale, AZ...graduated from Fort Bend Baptist Academy in 2001...earned first team All-District honors all four years at FBBA...earned All-Tournament honors at State Tournament as a junior...team MVP as a sophomore...attended the Univ. of Texas at Arlington...went 1-4 with a 3.74 ERA and three saves in 2004...made 22 appearances (3 GS), including a complete game against Nichols State.

2004: Began pro career with Everett (A), appearing in 18 games, 3 GS...was 0-2, 8.25 (12.0 IP, 11 ER) and 14 strikeouts as a starter...recorded five saves in five consecutive relief appearances, July 31-Aug. 18...had a 2.25 ERA (12 IP, 3 ER) in last 9 relief appearances, holding opponents to a .187 average (9x48), from July 31-Sept. 3... participated in the 2004 Arizona Instructional League.

2005: Spent season with Wisconsin (A), making 22 starts...won four consecutive decisions, May 25-July 24...struck out a season-high seven batters on May 25 vs. Kane County...on the disabled list with a right hand contusion, June 6-July 8...held opponents lefties to a .203 (31x153) average, compared to a .300 (76x253) vs. right-handers...participated in 2005 Arizona Instructional League.

LOWE'S CAREER HIGHS

MOST STRIKEOUTS: 3 – twice;

last done 8/2/06 at BAL

LOW-HIT GAME: No complete

LONGEST WINNING STREAK: 1 – 7/19/06-current

LONGEST LOSING STREAK: No ML losses

MOST INNINGS PITCHED:

STARTER: None

RELIEVER: 2.1 – twice; last done 8/2/06 at BAL

LOWE'S PLAYING RECORD

YEAR	CLUB	W-L	ERA	G	GS	CG	SHO	SV	IP	H	R	ER	HR	BB	SO	WP	BK
2004	Everett	1-2	4.93	18	3	0	0	7	38.1	42	22	21	4	14	38	2	1
2005	Wisconsin	6-6	5.47	22	22	0	0	0	103.2	107	72	63	12	49	72	5	0
2006	Inland Empire	1-0	1.84	13	2	0	0	2	29.1	14	10	6	0	11	46	1	1
	San Antonio	0-2	2.16	11	0	0	0	4	16.2	14	4	4	1	3	14	0	0
	Tacoma								Did Not Pitch								
	SEATTLE	1-0	1.93	15	0	0	0	0	18.2	12	4	4	1	9	20	1	0
ML TOTALS		1-0	1.93	15	0	0	0	0	18.2	12	4	4	1	9	20	1	0

DETAILED BREAKDOWN

2006						CAREER						CAREER BY BALLPARK					
W-L-S	ERA	G	IP	H	ER	W-L-S	ERA	G	IP	H	ER	W-L-S	ERA	G	IP	H	ER
0-0-0	0.00	2	2.2	2	0	0-0-0	0.00	2	2.2	2	0	0-0-0	0.00	2	2.2	2	0
0-0-0	0.00	2	2.0	0	0	0-0-0	0.00	2	2.0	0	0	0-0-0	0.00	2	2.2	2	0
---	---	---	---	---	---	---	---	---	---	---	---	---	---	---	---	---	---
---	---	---	---	---	---	---	---	---	---	---	---	---	---	---	---	---	---
0-0-0	0.00	1	1.2	0	0	0-0-0	0.00	1	1.2	0	0	0-0-0	0.00	1	1.2	0	0
0-0-0	0.00	1	1.0	2	0	0-0-0	0.00	1	1.0	2	0	0-0-0	0.00	1	1.0	2	0
---	---	---	---	---	---	---	---	---	---	---	---	---	---	---	---	---	---
0-0-0	36.00	2	1.0	4	4	0-0-0	36.00	2	1.0	4	4	0-0-0	36.00	2	1.0	4	4
1-0-0	0.00	2	2.1	1	0	1-0-0	0.00	2	2.1	1	0	1-0-0	0.00	2	2.1	1	0
0-0-0	0.00	2	4.0	1	0	0-0-0	0.00	2	4.0	1	0	0-0-0	0.00	1	2.0	0	0
---	---	---	---	---	---	---	---	---	---	---	---	---	---	---	---	---	---
0-0-0	0.00	1	1.0	0	0	0-0-0	0.00	1	1.0	0	0	0-0-0	0.00	1	1.0	0	0
0-0-0	0.00	2	3.0	2	0	0-0-0	0.00	2	3.0	2	0	0-0-0	0.00	1	2.1	2	0
0-0-0	0.00	5	5.2	3	0	0-0-0	0.00	5	5.2	3	0	0-0-0	0.00	5	5.2	3	0
1-0-0	2.77	10	13.0	9	4	1-0-0	2.77	10	13.0	9	4	1-0-0	2.77	10	13.0	9	4
0-0-0	0.00	1	1.0	2	0	0-0-0	0.00	1	1.0	2	0	0-0-0	0.00	1	1.0	2	0
1-0-0	2.04	14	17.2	10	4	1-0-0	2.04	14	17.2	10	4	1-0-0	2.04	14	17.2	10	4
---	---	---	---	---	---	---	---	---	---	---	---	---	---	---	---	---	---
1-0-0	1.93	15	18.2	12	4	1-0-0	1.93	15	18.2	12	4	1-0-0	1.93	15	18.2	12	4
---	---	---	---	---	---	---	---	---	---	---	---	---	---	---	---	---	---
---	---	---	---	---	---	---	---	---	---	---	---	---	---	---	---	---	---
---	---	---	---	---	---	---	---	---	---	---	---	---	---	---	---	---	---
1-0-0	0.00	9	10.1	5	0	1-0-0	0.00	9	10.1	5	0	1-0-0	0.00	9	10.1	5	0
0-0-0	4.32	6	8.1	7	4	0-0-0	4.32	6	8.1	7	4	0-0-0	4.32	6	8.1	7	4
---	---	---	---	---	---	---	---	---	---	---	---	---	---	---	---	---	---
---	---	---	---	---	---	---	---	---	---	---	---	---	---	---	---	---	---

LOWE'S CAREER TRANSACTIONS

- Mariners 5th round selection in the 2004 June draft; signed by Mariners scout Mark Lummus.
- On 15-day disabled list Aug. 20, 2006-end of season (was transferred to 60-day DL Sept. 20) with chondral defect in his right elbow.

LOWE DOUBT ABOUT IT

After being selected on July 7, **Mark Lowe** tossed 17.2 consecutive shutout innings in 13 games, setting a franchise record for most consecutive shutout innings to start a career...the record was previously held by Pat Rice (13.0 IP, May 18-28, 1991)...Lowe tied Tim Davis' franchise-record (April 4-May 9, 1994) of 13 consecutive appearances to begin a career...his streaks ended Aug. 17 in Anaheim when he allowed two runs to the Angels.



JULIO MATEO (40)

POSITION: Right-Handed Pitcher

AGE: 29, turns 30 Aug. 2

BORN: 8-2-77 in Bani, DR

BATS: Right **THROWS:** Right

HEIGHT: 6-0 **WEIGHT:** 222

ML SERVICE: 4 years, 60 days

CONTRACT STATUS: Signed thru 2007 with a club option for 2008.

ACQUIRED: Signed as a non-drafted free agent May 15, 1996; signed by Mariners scout Ramon De Los Santos.

2006:

- Won a career-high 9 games, including his final four decisions, despite two stints on the disabled list...missed last five weeks of season.
- Led all American League relievers in wins and tied for second in the Majors.
- Most wins by a Seattle reliever since Arthur Rhodes won 10 games in 2002.
- Was 0-for-3 in save opportunities.
- Allowed no runs over his final seven appearances (8.0 IP) from Aug. 12-25 before suffering a season-ending injury on Aug. 28...broke his fourth metacarpal (ring finger) on his left hand while lifting weights.
- Began and ended season with four-game winning streak: April 13-June 21; July 31-Aug. 25.
- Went 7-4 with a 3.29 ERA (15ER/41.0IP) in 39 games after returning from his first stint on the disabled list...reinstated May 20 after going on the DL on April 30 due to right shoulder tendinitis.
- Allowed career-high six walks April 7 vs. Oakland...did not allow a run in five games (6.0 IP) from May 22-31.
- Was the winning pitcher the first and last games of July...pitched in 200th Major League game Aug. 4...notched consecutive victories vs. Tampa Bay Aug. 7-8.
- His two runs allowed Aug. 10 were the most since a season-high-tying four-run outing July 4 vs. the Angels.
- Was away much of spring training due to the death of his brother in an auto accident in the Dominican Republic.

PERSONAL: Julio Cesar Mateo (muh-TAY-oh)...resides in Bani, DR, with his wife Aurea... has one son, Julio Jr.

CAREER: Has spent entire professional career with the Mariners organization.

1996: Was 4-2 with a 1.74 ERA in 14 games, five starts, with Santo Domingo.

1997: Pitched with Peoria.

1998: Transferred to Lancaster on May 1, from Peoria...appeared in one game, allowing a solo home run in 1.1 IP...transferred to Everett on May 4 for rest of season...did not allow a run in nine outings July 2-25, collecting two wins and a save...appeared in a team-high 28 games and was second on the squad with four saves.

1999: Third on team with four saves...0-0, 2.08 in 10 games, 1 start, with Escogido in Dominican Winter League.

2000: In second season with Wisconsin...was on the disabled list from May 30-June 6 with a right hamstring strain...tossed a total of six scoreless innings in three postseason appearances...played winter ball with Escogido of the Dominican League.

2001: His 26 saves with San Bernardino was tops among Mariners minor leaguers and second in the Cal League...56 relief appearances ranked third in the league...tossed 17.0 consecutive shutout innings over 16 appearances from July 1-Aug. 12; struck out 23 and walked just two while converting nine consecutive save opportunities during that span...pitched in 16 games with Escogido in the Dominican Winter League.

2002: Began season with San Antonio, going 1-0 with a 0.52 ERA in 12 relief appearances while holding opponents to a .121 batting average...selected by Seattle May 7, and made ML debut that night vs. Toronto, tossing a scoreless inning and stranding two runners...

MATEO'S CAREER HIGHS

MOST STRIKEOUTS: 8 - 8/1/03 vs. CWS

LOW-HIT GAME: None

LONGEST WINNING STREAK: 5 - 6/5/03-7/23/04

LONGEST LOSING STREAK: 3 - twice;
last 7/2-18/06

MOST INNINGS PITCHED:

STARTER: 5.0 - 5/17/05 vs. NYY

RELIEVER: 5.1 - 8/1/03 vs. CWS

MATEO (continued)

had no record and 3.93 over nine relief appearances before he was optioned to Tacoma (AAA) June 25...recalled July 6 and made two relief appearances with Seattle...optioned back to Tacoma July 14.

2003: Named the Mariners Unsung Hero for 2003 by the Seattle chapter of the BBWAA... spent first full season in the Majors...walked 13 while striking out 71 batters and stranded 20 of 29 inherited runners...was 2-0, 2.70 (13 ER, 43.1 IP) in 27 road games, and 2-0 3.61 (17 ER, 42.1 IP) in 23 home games...earned first ML victory June 5 at Philadelphia, tossing 2.0 scoreless innings (H, 2 K)...optioned to Tacoma June 10, but recalled the next day; did not appear in a game with Tacoma...rebounded from a 6.75 ERA (10 ER, 13.1 IP) in seven May games with a 1.92 ERA (10 ER, 46.2 IP) in his next 27 games...set career-highs with 5.1 IP and eight strikeouts Aug. 1 vs. Chicago (5.1,2,1,1,1,8,HR)...earned first career save, tossing 3.0 shutout innings, in 9-3 win vs. Oakland Sept. 26.

2004: Set club record for most wins to start a career, 5-0, was 0-0 in 2002, 4-0 in 2003 and recorded fifth win June 26...on 15-day disabled list July 29-Sept. 15 with tendinitis in right elbow...appeared in 40 games before going on DL, 1-2 with one save, 5.05 ERA, 40 strikeouts and 14 walks in 51.2 IP...after returning from DL had a 1.50 ERA in five games (6.0 IP, 1 ER)...was 2-0, 2.84 in six games with Escocido in Dominican Winter League.

2005: Set career-highs in games (55) and innings pitched (88.1) and a career-low in ERA (3.06)...finished season third among AL relievers with 83.1 innings pitched...recorded a 0.79 ERA (11.1 IP, 1 ER) in April and a 0.73 ERA (12.1 IP, 1 ER) in the month of September... had a 1.98 ERA (41.0 IP, 9 ER) on the road, compared to a 3.99 ERA (47.1 IP, 21 ER) at home...held opponents to a .237 average, including a .209 clip vs. lefties...pitched 2.0 or more innings 22 times and 3.0 or more innings four times...had team-high 16.0 scoreless inning streak (4/22-5/17 - including start)...made first big league start May 17 after 118 relief appearances, suffering first loss vs. NYY (5.0,8,5,5,1,1)...scoreless innings streak out of the pen (4/22-5/13) ended at 15.0 on May 21...allowed only one run in his first 22.0 innings out of the bullpen...suffered his first blown save, but earned his third win 8/2 at Detroit...struck out a season-high four batters twice (July 29 vs. Cleveland and Aug. 26 vs. Chicago)...loss on Sept. 27 vs. Texas (2.0,2,1,1,0,1) was his first loss since July 26 vs. Detroit...lost back-to-back appearances for the first time in his career Sept. 27 vs. Texas and Oct. 1 vs. Oakland.

POSTSEASON EXPERIENCE: None.

AWARDS: Voted Mariners Unsung Hero for 2003 by the Seattle chapter of the BBWAA.

MATEO's PLAYING RECORD

YEAR CLUB	W-L	ERA	G	GS	CG	SH	SV	IP	H	R	ER	HR	BB	SO	WP	BK
1997 Peoria	3-1	3.30	13	6	0	0	1	60.0	45	32	22	1	23	54	10	1
1998 Lancaster	0-0	6.75	1	0	0	0	0	1.1	1	1	1	1	1	1	0	0
Everett	3-3	4.70	28	0	0	0	4	38.1	40	25	20	6	17	37	6	0
1999 Wisconsin	1-3	4.34	20	0	0	0	4	29.0	31	18	14	2	8	27	2	0
2000 Wisconsin	4-8	4.19	36	1	0	0	4	68.2	63	38	32	12	23	73	9	0
2001 San Bernardino	5-4	2.86	56	0	0	0	26	66.0	58	28	21	5	16	79	1	1
2002 San Antonio	1-0	0.52	12	0	0	0	0	17.1	7	3	1	2	3	18	0	0
SEATTLE	0-0	4.29	12	0	0	0	0	21.0	20	10	10	2	12	15	1	0
Tacoma	4-2	4.06	20	0	0	0	6	31.0	39	15	14	2	7	23	2	0
2003 SEATTLE	4-0	3.15	50	0	0	0	1	85.2	69	32	30	14	13	71	1	1
2004 SEATTLE	1-2	4.68	45	0	0	0	1	57.2	56	30	30	11	16	43	2	0
2005 SEATTLE	3-6	3.06	55	1	0	0	0	88.1	79	32	30	12	17	52	1	0
2006 SEATTLE	9-4	4.19	48	0	0	0	0	53.2	62	27	25	6	22	31	1	0
ML Totals	17-12	3.67	210	1	0	0	2	306.1	286	131	125	45	80	212	6	1

DETAILED BREAKDOWN

2006						CAREER						CAREER BY BALLPARK							
W-L-S	ERA	G	IP	H	ER	W-L-S	ERA	G	IP	H	ER	W-L-S	ERA	G	IP	H	ER		
1-0-0	2.70	6	6.2	4	2	Baltimore	1-0-0	3.91	18	23.0	23	10	Camden Yards	1-0-0	8.10	8	10.0	17	9
0-0-0	1.93	4	4.2	5	1	Boston	2-0-0	1.23	13	22.0	14	3	Fenway Park	0-0-0	1.00	6	9.0	4	1
1-0-0	0.00	1	1.0	0	0	Chi. White Sox	1-0-0	0.64	7	14.0	6	1	U.S. Cellular Field	0-0-0	0.00	3	4.1	1	0
1-0-0	0.00	3	3.2	4	0	Cleveland	1-0-0	3.32	13	19.0	16	7	Jacobus Field	1-0-0	1.35	9	13.1	11	2
0-0-0	3.86	2	2.1	5	1	Detroit	1-1-0	5.40	10	13.1	14	8	Comerica Park	1-0-0	2.45	4	3.2	2	1
0-0-0	3.86	1	2.2	4	1	Kansas City	0-0-0	4.00	6	9.0	12	4	Kauffman Stadium	0-0-0	0.00	4	5.1	6	0
0-1-0	11.81	5	5.1	9	7	L.A. Angels	0-2-0	4.81	21	24.1	22	13	Angel Stadium of Anaheim	0-0-0	1.54	11	11.2	8	2
1-0-0	0.00	3	2.1	2	0	Minnesota	2-0-0	1.83	11	19.2	15	4	Metrodome	1-0-0	1.50	3	6.0	3	1
1-1-0	3.38	3	2.2	3	1	N.Y. Yankees	1-2-0	7.71	13	21.0	31	18	Yankee Stadium	0-1-0	5.19	6	8.2	10	5
0-0-0	9.00	4	5.0	4	5	Oakland	0-2-1	4.05	26	40.0	40	18	McAfee Coliseum	0-1-0	3.98	14	20.1	18	9
—	—	—	—	—	—	Seattle	—	—	—	—	—	—	Safeco Field	11-8-2	4.07	102	165.2	157	75
2-0-0	0.00	2	2.2	2	0	Tampa Bay	3-0-0	4.50	8	12.0	15	6	Tropicana Field	0-0-0	7.71	2	2.1	6	2
0-0-0	7.20	4	5.0	8	4	Texas	0-1-0	3.63	25	34.2	34	14	Ameriquest Field	0-0-0	3.66	15	19.2	21	8
0-0-0	0.00	3	4.1	6	0	Toronto	1-0-0	2.96	14	24.1	20	8	Rogers Centre	0-0-0	3.48	8	10.1	9	4
0-0-0	0.00	1	0.0	2	1	Arizona	0-0-0	0.00	1	0.0	2	1	Chase Field	0-0-0	0.00	1	0.0	2	1
—	—	—	—	—	—	Atlanta	0-0-0	0.00	1	0.1	0	0	Turner Field	—	—	—	—	—	—
—	—	—	—	—	—	Chi. Cubs	0-0-0	0.00	1	1.0	0	0	Wrigley Field	—	—	—	—	—	—
—	—	—	—	—	—	Cincinnati	0-0-0	0.00	1	1.0	0	0	Great American Ball Park	—	—	—	—	—	—
1-1-0	2.70	2	3.1	1	1	Colorado	1-1-0	2.70	2	3.1	1	1	Cors Field	—	—	—	—	—	—
—	—	—	—	—	—	Florida	0-0-0	4.50	1	2.0	2	1	Dolphin Stadium	0-0-0	4.50	1	2.0	2	1
—	—	—	—	—	—	Houston	0-0-1	3.60	2	5.0	4	2	Minute Maid Park	0-0-0	9.00	1	2.0	2	2
1-0-0	0.00	3	1.2	0	0	L.A. Dodgers	1-0-0	3.00	3	1.2	0	0	Dodger Stadium	1-0-0	0.00	3	1.2	0	0
—	—	—	—	—	—	Milwaukee	0-0-0	0.00	1	0.1	0	0	Miller Park	0-0-0	0.00	1	0.1	0	0
—	—	—	—	—	—	N.Y. Mets	0-0-0	0.00	1	1.0	0	0	Shea Stadium	—	—	—	—	—	—
—	—	—	—	—	—	Philadelphia	1-1-0	2.25	2	4.0	2	1	Citizens Bank Park	—	—	—	—	—	—
—	—	—	—	—	—	Pittsburgh	0-0-0	0.00	2	1.2	1	0	PNC Park	0-0-0	0.00	2	1.2	1	0
—	—	—	—	—	—	St. Louis	0-0-0	0.00	1	1.0	0	0	Busch Stadium II	—	—	—	—	—	—
0-1-0	27.00	1	0.1	3	1	San Diego	1-2-0	5.67	7	7.2	12	5	PETCO Park	0-2-0	5.40	3	3.1	5	2
—	—	—	—	—	—	San Francisco	0-0-0	0.00	1	1.0	0	0	AT&T Park	—	—	—	—	—	—
—	—	—	—	—	—	Washington	0-0-0	0.00	1	2.0	0	0	RFK Stadium	0-0-0	0.00	1	2.0	0	0
6-2-0	5.04	24	30.1	34	17	at Home	11-8-2	4.07	102	165.2	157	75	Busch Stadium	0-0-0	0.00	1	1.0	0	0
3-2-0	3.09	24	23.1	28	8	Away	6-4-0	3.20	108	140.2	129	50	Veterans Stadium	1-0-0	0.00	1	2.0	1	0
5-3-0	5.40	28	31.2	36	19	Pre-ASG	9-6-1	3.99	126	187.1	180	83	—	—	—	—	—	—	
4-1-0	2.45	20	22.0	26	6	Post-ASG	8-6-1	3.18	84	119.0	106	42	—	—	—	—	—	—	
—	—	—	—	—	—	Starter	0-1-0	9.00	1	5.0	8	5	—	—	—	—	—	—	
9-4-0	4.19	48	53.2	62	25	Relief	17-11-2	3.58	209	301.1	278	120	—	—	—	—	—	—	
—	—	—	—	—	—	in March	—	—	—	—	—	—	—	—	—	—	—	—	
2-0-0	7.11	9	12.2	16	10	April	2-0-0	3.54	34	48.1	50	19	—	—	—	—	—	—	
0-0-0	0.00	5	6.0	0	0	May	1-1-0	4.74	36	62.2	63	33	—	—	—	—	—	—	
2-1-0	4.32	10	8.1	14	4	June	5-3-1	3.17	40	54.0	47	19	—	—	—	—	—	—	
2-3-0	5.02	12	14.1	20	8	July	3-6-0	4.26	43	61.1	57	29	—	—	—	—	—	—	
3-0-0	2.19	12	12.1	12	3	August	6-0-0	2.42	32	48.1	39	13	—	—	—	—	—	—	
—	—	—	—	—	—	September	0-1-1	2.76	22	29.1	24	9	—	—	—	—	—	—	
—	—	—	—	—	—	October	0-1-0	11.57	3	2.1	6	3	—	—	—	—	—	—	

MATEO'S CAREER TRANSACTIONS

- Signed by Seattle as a non-drafted free agent May 15, 1996.
- On 15-day disabled list July 29-Sept. 15, 2004 with tendinitis in right elbow.
- On 15-day disabled list April 30-May 20, 2006 due to tendinitis in right shoulder.
- On 60-day disabled list Aug. 28-end of 2006 season due to fractured left hand.

MARINERS CARE

Mariners Care is the Seattle Mariners non-profit foundation. Mariners Care is committed to making the Pacific Northwest a better place for our youth to grow up by impacting youth oriented service projects with the support they desperately need and deserve. In 2006, the Seattle Mariners, along with the team's fans, corporate and community partners, raised over \$1 million for various charities and community projects. Since 2000, Mariners Care has helped raise over \$7.8 million to benefit primarily youth-oriented community service programs.



MIKE MORSE (12)

POSITION: Infielder/Outfielder

AGE: 24 **BORN:** 3-22-82, Ft. Lauderdale, FL

BATS: Right **THROWS:** Right **HEIGHT:** 6-4 **WEIGHT:** 225

ML SERVICE: 1 year, 36 days

CONTRACT STATUS: Signed thru 2007

ACQUIRED: Traded to Seattle with Miguel Olivo (c) and Jeremy Reed (of) from Chicago White Sox for Freddy Garcia (rhp) and Ben Davis (c) on June 27, 2004.

2006:

- Had three stints with the Mariners (May 20-July 1; Aug. 14-17; Aug. 27-end of season) sandwiched around time in Tacoma (AAA).
- Was 2x5 as a pinch-hitter.
- Batted .438 (14x32) vs. left-handed pitching with 4 doubles, 9 RBI.
- Hit .429 (6x14) with runners in scoring position, and .500 (4x8) with RISP and two outs.
- Played 1B, SS, 3B, LF, RF and DH.
- Hit in five consecutive games May 31-June 16.
- Was 8x21 (.381) with 7 RBI during first stint in Seattle (May 20-July 1).
- Underwent right knee surgery July 6 for torn medial meniscus; surgery performed by Dr. Edward Khalfayan...did not play at triple-A from July 3-30.
- Recalled from Tacoma Aug. 14 when Richie Sexson returned to Seattle for birth of twins; optioned back Aug. 17...was 1x2 while he was up.
- Hit .350 (7x20) during final stint in Seattle (Aug. 27-end of season).
- Started season at Tacoma and hit just .193 (16x83) in April...bounced back to hit .300 in May (15x50) and .400 in July (4x10).

MORSE'S CAREER HIGHS

MOST HITS: 3 - 8 times;

last done 9/16/06 at KC

MOST HOME RUNS: 1 - 3 times;

last done 8/15/05 vs. KC

MOST RBI: 2 - 9 times;

last done 6/16/06 vs. SF

MOST STOLEN BASES: 1 - 4 times;

last done 6/6/06 vs. MIN

LONGEST HITTING STREAK: 7 - 6/14-20/05

CAREER GRAND SLAMS: none

PERSONAL: Michael John Morse...resides in Plantation, FL...graduated from Nova High School in Davie, FL...rated by *Baseball America* as the No. 7 shortstop in Florida...was a first-team All-State selection.

CAREER: Split last two seasons between Tacoma and Seattle...spent entire pro career in White Sox organization prior to trade to Seattle in July 2004.

2000: Made pro debut at Tucson (Rookie) in Arizona League.

2001: Spent season at Advanced Rookie Bristol...led team in triples (3) and hit by pitches (9) and tied for second in extra-base hits (14).

2002: Led single-A Kannapolis in doubles (30) and ranked second in hits (107), RBI (56), total bases (151) and extra-base hits (36)...hit a combined .317 (46x145) in June and July ... hit .636 (7x11) with the bases loaded.

2003: Led single-A Winston-Salem in doubles (30) and extra-base hits (42), finished second in hits (106) and total bases (170) and third in RBI (55)...hit 30 doubles for the second straight season...earned Carolina League Batter of the Week honors for 7/24-30, going 10-26 (.385)...hit two doubles in a game six times.

2004: Began season with AA Birmingham in the White Sox organization...recorded 16 multi-hit games, including two three-hit games...traded to Seattle on June 27 and assigned to San Antonio...had a grand slam, five RBI on July 16 vs. Round Rock...participated in the Arizona Fall League.

2005: Made Major League debut as a pinch-hitter and played shortstop on May 31 after being recalled earlier that day from Tacoma...made first big league start June 1 and collected first ML hit June 3 vs. Tampa Bay...cracked first ML home run (Madson) on June 15 vs. Philadelphia...led all ML players in interleague batting average (25x53/.472)...just one of four players to hit .400 or higher...hit safely in 18 of his first 24 (30x76/.395) games (May 31-June 26)... his .357 (30x84) batting average in June ranked second in Majors, and was the highest batting average ever by a Mariner rookie for the month...moved to left field after starting 50 games at shortstop...made first career start in left on Aug. 30...played eight games (seven starts) in left field...ranked among AL rookie batting leaders in batting

MORSE (continued)

average (3rd/.278), on-base percentage (3rd/.349) and slugging percentage (10th/.370)... started season with Tacoma...hit safely in 11 of 12 games from April 18-May 1.

MORSE'S PLAYING RECORD

YEAR	CLUB	AVG.	G	AB	R	H	2B	3B	HR	RBI	SH	SF	HB	BB	SO	SB-CS	E	OBP
2000	Tucson	.256	45	180	32	46	6	1	2	24	0	5	1	15	29	5-2	18	.308
2001	Bristol	.233	56	176	23	41	7	3	4	26	0	1	9	17	54	6-2	14	.324
2002	Kannapolis	.257	113	417	43	107	30	4	2	56	7	2	8	25	73	7-6	32	.310
2003	Winston-Salem	.245	122	432	45	106	30	2	10	55	2	2	7	25	91	4-4	19	.296
2004	Birmingham	.287	54	209	30	60	9	5	11	38	0	1	1	15	46	0-3	11	.336
	San Antonio	.274	41	157	18	43	10	1	6	33	1	2	4	9	27	0-2	9	.326
2005	Tacoma	.253	49	182	20	46	12	2	4	23	1	2	2	16	36	1-0	4	.317
	SEATTLE	.278	72	230	27	64	10	1	3	23	0	2	8	18	50	3-1	12	.349
2006	Tacoma	.248	57	206	23	51	15	1	5	34	1	4	3	14	46	0-1	3	.300
	SEATTLE	.372	21	43	5	16	5	0	0	11	0	2	0	3	7	1-0	0	.396
ML TOTALS		.293	93	273	32	80	15	1	3	34	0	4	8	21	57	4-1	12	.356

DETAILED BREAKDOWN

2006					CAREER					CAREER BY BALLPARK						
AVG.	AB	H	HR	RBI	AVG.	AB	H	HR	RBI	AVG.	AB	H	HR	RBI		
.000	0	0	0	0	Baltimore	.364	11	4	0	3	Camden Yards	—	—	—	—	
					Boston	—	—	—	—	—	Fenway Park	—	—	—	—	
.250	4	1	0	1	Chi. White Sox	.250	12	3	0	2	U.S. Cellular Field	.125	8	1	0	1
					Cleveland	.259	27	7	1	2	Jacobs Field	.364	11	4	0	0
					Detroit	.231	13	3	0	3	Comerica Park	.111	9	1	0	2
.714	7	5	0	2	Kansas City	.450	20	9	1	4	Kauffman Stadium	.571	7	4	0	1
					L.A. Angels	.364	11	4	0	2	Angel Stadium of Anaheim	.364	11	4	0	2
.200	10	2	0	2	Minnesota	.143	21	3	0	2	Metrodome	.091	11	1	0	0
					N.Y. Yankees	.143	7	1	0	0	Yankee Stadium	—	—	—	—	—
.400	5	2	0	1	Oakland	.219	32	7	0	4	McAfee Coliseum	.214	14	3	0	1
					Seattle	—	—	—	—	—	Safeco Field	.293	133	39	3	22
.000	3	0	0	1	Tampa Bay	.200	10	2	0	1	Tropicana Field	.000	3	0	0	1
.571	7	4	0	2	Texas	.231	26	6	0	2	Ameritrust Field	.357	14	5	0	2
.333	3	1	0	0	Toronto	.192	26	5	0	0	Rogers Centre	.211	19	4	0	0
					Arizona	—	—	—	—	—	Chase Field	—	—	—	—	—
					Atlanta	—	—	—	—	—	Turner Field	—	—	—	—	—
					Chi. Cubs	—	—	—	—	—	Wrigley Field	—	—	—	—	—
					Cincinnati	—	—	—	—	—	Great American Ball Park	—	—	—	—	—
					Colorado	—	—	—	—	—	Coors Field	—	—	—	—	—
					Florida	.455	11	5	0	0	Dolphin Stadium	.455	11	5	0	0
					Houston	—	—	—	—	—	Minute Maid Park	—	—	—	—	—
.000	0	0	0	0	L.A. Dodgers	.000	0	0	0	0	Dodger Stadium	.000	0	0	0	0
					Milwaukee	—	—	—	—	—	Miller Park	—	—	—	—	—
					N.Y. Mets	.364	11	4	0	1	Shea Stadium	—	—	—	—	—
					Philadelphia	.700	10	7	1	4	Citizens Bank Park	—	—	—	—	—
					Pittsburgh	—	—	—	—	—	PNC Park	—	—	—	—	—
					St. Louis	—	—	—	—	—	Busch Stadium II	—	—	—	—	—
.000	1	0	0	0	San Diego	.455	11	5	0	2	PETCO Park	.455	11	5	0	2
.333	3	1	0	2	San Francisco	.333	3	1	0	2	AT&T Park	—	—	—	—	—
					Washington	.364	11	4	0	0	RFK Stadium	.364	11	4	0	0
.350	20	7	0	6	at Home	.293	133	39	3	22	—	—	—	—	—	
.391	23	9	0	5	Away	.293	140	41	0	12	—	—	—	—	—	
.381	21	8	0	7	Pre-ASG	.350	123	43	1	18	—	—	—	—	—	
.364	22	8	0	4	Post-ASG	.247	150	37	2	16	—	—	—	—	—	
.438	32	14	0	9	vs. LHP	.319	113	36	1	15	—	—	—	—	—	
.182	11	2	0	2	vs. RHP	.275	160	44	2	19	—	—	—	—	—	
.429	14	6	0	10	RISP	.270	63	17	0	26	—	—	—	—	—	
.000	0	0	0	2	Bases Loaded	.333	3	1	0	6	—	—	—	—	—	
.500	6	3	0	0	as PH	.444	9	4	0	0	—	—	—	—	—	
.400	10	4	0	4	as DH	.237	38	9	0	6	—	—	—	—	—	
					in March	—	—	—	—	—	—	—	—	—	—	
					April	—	—	—	—	—	—	—	—	—	—	
.375	8	3	0	2	May	.333	9	3	0	2	—	—	—	—	—	
.385	13	5	0	5	June	.361	97	35	1	14	—	—	—	—	—	
					July	.282	71	20	1	8	—	—	—	—	—	
.500	2	1	0	0	August	.184	49	9	1	5	—	—	—	—	—	
.350	20	7	0	4	September	.295	44	13	0	5	—	—	—	—	—	
					October	.000	3	0	0	0	—	—	—	—	—	

MORSE'S CAREER TRANSACTIONS

- Selected by the White Sox in the third round of the June, 2000 draft.
- Traded to Seattle with Miguel Olivo (c) and Jeremy Reed (of) from Chicago White Sox for Freddy Garcia (rhp) and Ben Davis (c) on June 27, 2004.
- On Major League Suspended List, Sept. 7-16, 2005.



OSWALDO NAVARRO (17)

POSITION: Infielder

AGE: 22 **BORN:** 10-2-84 in Villa De Cura, Aragua, VZ

BATS: Right **THROWS:** Right **HEIGHT:** 6-0 **WEIGHT:** 155

ML SERVICE: 0 years, 24 days

CONTRACT STATUS: Signed thru 2007

ACQUIRED: Signed as a non-drafted free agent Aug. 12, 2001; signed by Mariners scouts Emilio Carrasquel & Pedro Avila.

2006:

- One of 13 players to make their Major League debut for Seattle.
- Recalled from Tacoma on Sept. 8, appearing in four games as a pinch-hitter...went 2x3 with two singles as a pinch-hitter.
- Made Major League debut as a pinch-hitter in the 13th inning on Sept. 9 vs. Texas, laying down a sacrifice bunt.
- Recorded first ML hit in first official at-bat, a single off A.J. Burnett, on Sept. 13 vs. Toronto.
- Started season with San Antonio as starting shortstop.
- Tied career-high with five RBI after going 2x4 with two doubles on June 13 at Corpus Christi.
- Came through in the clutch, batting .309 (21x68) with runners in scoring position and .371 (13x35) with runners in scoring position and two outs.
- Batted .395 (17x43) with two runs scored, three doubles and six RBI in 11 games in the month of July before being promoted to Tacoma (AAA) on July 13.
- Recorded season-high nine-game hit streak, hitting .452 (14x31) with four runs scored, three doubles and eight RBI from Aug. 2-11.
- Hit .306 (26x85) on the road, but struggled at home hitting .194 (19x98).

PERSONAL: Oswaldo (ohz-WALL-doh) Ramses Navarro (nah-VAHR-oh)...attended Aquiles Nazoa...resides in Maracay, VZ with his wife, Angelica and son, Oswaldo.

CAREER: Spent entire career with the Mariners organization.

2002: Batted .261 (31x119) in 37 games with Aguirre...participated in Mariners Arizona Instructional League.

2003: Played in 61 games at shortstop for Everett...had a season-high seven-game hit streak from July 1-9, during which he hit .370 (10x27) with seven runs, two doubles, two RBI, and four stolen bases...scored 11 runs in six straight games from Aug. 3-8...had 16 multi-hit games, including five three-hit games...led team with 42 runs scored and tied for team lead with 16 stolen bases...participated in the Mariners 2003 Arizona Instructional League...played for Lara in the Venezuelan Winter League.

2004: Began season with Wisconsin, appearing in 40 games... transferred to Everett on June 9...led the Northwest League and set a new Everett record with 27 doubles in a season...finished tied for fourth in the league in stolen bases (17)...recorded 21 multi-hit games, including one four-hit game and two three hit games...hit .299 (41x137) on the road, compared to .246 (32x130) at home...named to the NWL All-Star team...named Everett's Most Valuable Player by the Seattle Mariners.

2005: Spent entire campaign with Wisconsin, appearing in 120 games with a .269 average, 29 doubles, nine home runs and 69 RBI...established professional career highs in games, at-bats, runs, hits, doubles, home runs, RBI, sacrifice hits, sacrifice flies, walks and strikeouts...played 57 games at second base, 53 at shortstop and two at third base...tallied a career-high .974 fielding percentage at second base, making eight errors...committed a club-high 27 errors (18 at shortstop)...tied for the team lead with 29 doubles...led the club with 10 sacrifice flies...hit .318 (28x88) with 12 runs, seven doubles, two home runs and 15 RBI in 24 games in May...hit four of his nine home runs from June 11-26...went 2x5 with two runs, a grand slam, and four RBI on Aug. 3 vs. South Bend...recorded 33 multi-hit games, including six three-hit games...batted .333 (14x42) in 10 playoff games

NAVARRO'S CAREER HIGHS

MOST HITS: 1 — twice; last 9/26/06 at OAK

MOST HOME RUNS: None

MOST RBI: None

MOST STOLEN BASES: None

LONGEST HITTING STREAK: 1 — twice; last 9/26/06 at OAK

CAREER GRAND SLAMS: None

NAVARRO (continued)

for the Timber Rattlers...had one home run and a team-high tying nine runs and 12 RBI during the playoffs.

NAVARRO'S PLAYING RECORD

YEAR	CLUB	AVG	G	AB	R	H	2B	3B	HR	RBI	SH	SF	HB	BB	SO	SB-CS	E	OBP
2002	Aguirre	.261	37	119	13	31	4	1	0	9	3	0	2	12	21	3-6	5	.338
2003	Everett	.258	61	233	42	60	12	1	0	23	0	0	5	10	39	16-3	19	.302
2004	Wisconsin	.211	40	109	13	23	4	0	0	7	1	0	2	11	19	4-1	4	.295
	Everett	.273	68	267	38	73	27	1	1	30	3	2	3	21	59	17-4	7	.331
2005	Wisconsin	.269	120	450	57	121	29	0	9	69	4	10	6	39	60	11-7	27	.329
2006	San Antonio	.267	79	266	27	71	13	1	1	24	3	0	5	39	57	7-6	13	.371
	Tacoma	.246	55	183	15	45	9	0	2	21	2	4	1	19	33	1-2	7	.314
	SEATTLE	.667	4	3	0	2	0	0	0	0	1	0	0	0	1	0-0	1	.667
ML TOTALS		.667	4	3	0	2	0	0	0	0	1	0	0	0	1	0-0	1	.667

DETAILED BREAKDOWN

2006					CAREER					CAREER BY BALLPARK					
AVG	AB	H	HR	RBI	AVG	AB	H	HR	RBI	AVG	AB	H	HR	RBI	
—	—	—	—	—	—	—	—	—	—	Camden Yards	—	—	—	—	—
—	—	—	—	—	—	—	—	—	—	Fenway Park	—	—	—	—	—
.000	1	0	0	0	.000	1	0	0	0	U.S. Cellular Field	.000	1	0	0	0
—	—	—	—	—	—	—	—	—	—	Jacobs Field	—	—	—	—	—
—	—	—	—	—	—	—	—	—	—	Comerica Park	—	—	—	—	—
—	—	—	—	—	—	—	—	—	—	Kauffman Stadium	—	—	—	—	—
—	—	—	—	—	—	—	—	—	—	Angel Stadium of Anaheim	—	—	—	—	—
—	—	—	—	—	—	—	—	—	—	Metrodome	—	—	—	—	—
—	—	—	—	—	—	—	—	—	—	Yankee Stadium	—	—	—	—	—
1.000	1	1	0	0	1.000	1	1	0	0	McAfee Coliseum	—	—	—	—	—
—	—	—	—	—	—	—	—	—	—	Safeco Field	1.000	2	2	0	0
—	—	—	—	—	—	—	—	—	—	Tropicana Field	—	—	—	—	—
.000	0	0	0	0	.000	0	0	0	0	Ameriquet Field	—	—	—	—	—
1.000	1	1	0	0	1.000	1	1	0	0	Rogers Centre	—	—	—	—	—
1.000	2	2	0	0	1.000	2	2	0	0	at Home	—	—	—	—	—
.000	1	0	0	0	.000	1	0	0	0	Away	—	—	—	—	—
.667	3	2	0	0	.667	3	2	0	0	Pre-ASG	—	—	—	—	—
—	—	—	—	—	—	—	—	—	—	Post-ASG	—	—	—	—	—
.667	3	2	0	0	.667	3	2	0	0	vs. LHP	—	—	—	—	—
1.000	1	1	0	0	1.000	1	1	0	0	vs. RHP	—	—	—	—	—
—	—	—	—	—	—	—	—	—	—	RISP	—	—	—	—	—
.500	2	1	0	0	.500	2	1	0	0	Bases Loaded	—	—	—	—	—
.000	0	0	0	0	.000	0	0	0	0	as PH	—	—	—	—	—
—	—	—	—	—	—	—	—	—	—	as DH	—	—	—	—	—
—	—	—	—	—	—	—	—	—	—	in March	—	—	—	—	—
—	—	—	—	—	—	—	—	—	—	April	—	—	—	—	—
—	—	—	—	—	—	—	—	—	—	May	—	—	—	—	—
—	—	—	—	—	—	—	—	—	—	June	—	—	—	—	—
—	—	—	—	—	—	—	—	—	—	July	—	—	—	—	—
.667	3	2	0	0	.667	3	2	0	0	August	—	—	—	—	—
—	—	—	—	—	—	—	—	—	—	September	—	—	—	—	—
—	—	—	—	—	—	—	—	—	—	October	—	—	—	—	—

NAVARRO'S CAREER TRANSACTIONS

— Signed by Seattle as a non-drafted free agent Aug. 12, 2001.

Northwest Baseball Museum and Mariners Hall of Fame

New to Safeco Field in 2007 is the Northwest Baseball Museum and Mariners Hall of Fame. Located on the Main Concourse along the third base line, the Museum and Hall of Fame offers fans the rich history of baseball in the Pacific Northwest through photos and interactive exhibits. Another new amenity is the All-Star Club on the suite level, an exciting new premium seating opportunity that gives fans a luxury, all-inclusive experience.



ERIC O'FLAHERTY (59)

POSITION: Left-Handed Pitcher

AGE: 22

BORN: 2-5-85 in Walla Walla, WA

BATS: Left

THROWS: Left

HEIGHT: 6-2 **WEIGHT:** 195

ML SERVICE: 0 years, 47 days

CONTRACT STATUS: Signed thru 2007

ACQUIRED: Mariners 6th round selection in the 2003 June draft; signed by Mariners scout Phil Geisler.

2006:

- Began the season at Class A, but finished the season pitching in Seattle.
- Joined the Mariners in August, pitching in 15 games out of the bullpen...had no decisions and a 4.09 ERA (5 ER, 11.0 IP).
- Had a 3.38 ERA in August, a 4.76 mark in September.
- Posted a 3.00 ERA at Safeco.
- Left-handers batted just .238.
- Started the season at Inland Empire (A), going 0-1 with a save and a 4.31 ERA (15ER/31.1IP) in 16 appearances.
- Was 2-2 with 7 saves and a 1.17 ERA (5 ER, 38.1 IP) in 24 games at San Antonio (AA)...notched a 2-0 record and 0.59 (1ER/15.1IP) in seven June appearances...0-1 with 7 saves and a 1.06 ERA (2ER/17.0IP) in 12 July games.
- Appeared in just 2 games with Tacoma (1-0, 0.00) before his selection by Seattle Aug. 16.

O'FLAHERTY'S CAREER HIGHS

MOST STRIKEOUTS: 1 - 6 times;
last 9/26/06 vs. OAK

LOW-HIT GAME: None

LONGEST WINNING STREAK: None

LONGEST LOSING STREAK: None

MOST INNINGS PITCHED:

STARTER: None

RELIEVER: 1.2 - 8/25/06 vs. BOS

PERSONAL: Eric George O'Flaherty...graduated from Walla Walla (WA) High School in June 2003...named Pitcher of the Year in the Big Nine Conference his senior season, going 5-2 with a 1.99 ERA and 83 strikeouts...also named Walla Walla High School's Pitcher and Player of the Year.

CAREER: Spent entire career in Mariners organization.

2003: Began pro career with Peoria, appearing in 13 games (1 start)...went 3-0 with a 1.19 ERA and 18 strikeouts in 12 relief appearances...recorded his first career win July 9, throwing 1.1 scoreless innings in relief...promoted to Everett on Aug. 26, appearing in three games (one start)...allowed one earned run on five hits in six innings in his only start with Everett on Sept. 3...named Peoria's Most Valuable Pitcher by the Seattle Mariners.

2004: Spent season with Wisconsin, making 12 starts...struck out a career-high six batters twice, May 6 vs. Beloit and May 22 vs. West Michigan...placed on the disabled list for the remainder of the season on June 11 with muscle strain in his lower back.

2005: Spent season second season with Wisconsin, appearing in 45 games in relief...picked up first career save on April 7...went 3-0 with two saves and a 1.57 ERA in 11 games in July...did not allow an earned run in 17.0 innings (9 games), July 11-Aug. 3...won back-to-back games July 22 and 27...did not allow and earned run in 17 of his last 19 games, going 3-2 with seven saves and a 0.96 ERA (3 ER, 28.1 IP), July 11-Sept. 4...held right-handers to a .244 (51x209) average, compared to a .349 (22x63) vs. lefties...named Wisconsin's Most Valuable Pitcher by the Seattle Mariners.

O'FLAHERTY'S PLAYING RECORD

Year	Club	W-L	ERA	G	GS	CG	SH	SV	IP	H	R	ER	HR	BB	SO	WP	BK
2003	Peoria	3-0	1.95	13	1	0	0	0	27.2	17	10	6	1	7	20	0	0
	Everett	1-0	3.38	3	1	0	0	0	10.2	8	5	4	1	3	7	1	0
2004	Wisconsin	3-3	6.12	12	10	0	0	0	57.1	83	43	39	3	23	38	12	0
2005	Wisconsin	4-4	3.75	45	0	0	0	13	69.2	73	35	29	2	30	51	7	1
2006	Inland Empire	0-1	4.31	16	0	0	0	1	31.1	36	15	15	1	7	34	0	0
	San Antonio	2-2	1.17	24	0	0	0	7	38.1	44	10	5	0	15	35	0	0
	Tacoma	1-0	0.00	2	0	0	0	0	3.2	3	0	0	0	1	4	0	0
	SEATTLE	0-0	4.09	15	0	0	0	0	11.0	18	9	5	2	6	6	2	0
ML Totals		0-0	4.09	15	0	0	0	0	11.0	18	9	5	2	6	6	2	0

DETAILED BREAKDOWN

2006						Career						Career by Ballpark							
W-L-S	ERA	G	IP	H	ER	W-L-S	ERA	G	IP	H	ER	W-L-S	ERA	G	IP	H	ER		
0-0-0	0.00	1	1.2	1	0	Baltimore	0-0-0	0.00	1	1.2	1	0	Camden Yards	—	—	—	—	—	
0-0-0	0.00	2	1.0	5	0	Boston	0-0-0	0.00	2	1.0	5	0	Fenway Park	—	—	—	—	—	
—	—	—	—	—	—	Chi. White Sox	0-0-0	0.00	2	1.0	5	0	U.S. Cellular Field	0-0-0	0.00	2	1.0	5	0
—	—	—	—	—	—	Cleveland	—	—	—	—	—	—	Jacobs Field	—	—	—	—	—	
0-0-0	0.00	1	0.1	0	0	Detroit	0-0-0	0.00	1	0.1	0	0	Comerica Park	0-0-0	0.00	1	0.1	0	0
0-0-0	54.00	1	0.1	1	2	Kansas City	0-0-0	54.00	1	0.1	1	2	Kauffman Stadium	0-0-0	54.00	1	0.1	1	2
0-0-0	0.00	2	2.0	1	0	L.A. Angels	0-0-0	0.00	2	2.0	1	0	Angel Stadium of Anaheim	0-0-0	0.00	1	1.1	1	0
—	—	—	—	—	—	Minnesota	—	—	—	—	—	—	Metrodome	—	—	—	—	—	
0-0-0	18.00	1	1.0	3	2	N.Y. Yankees	0-0-0	18.00	1	1.0	3	2	Yankee Stadium	—	—	—	—	—	
0-0-0	0.00	2	1.2	2	0	Oakland	0-0-0	0.00	2	1.2	2	0	McAfee Coliseum	0-0-0	0.00	1	0.2	1	0
—	—	—	—	—	—	Seattle	—	—	—	—	—	—	Safeco Field	0-0-0	3.00	7	6.0	6	2
0-0-0	0.00	1	0.0	1	0	Tampa Bay	0-0-0	0.00	1	0.0	1	0	Tropicana Field	0-0-0	0.00	1	0.0	1	0
0-0-0	3.38	3	2.2	4	1	Texas	0-0-0	3.38	3	2.2	4	1	Ameriquestadium Field	0-0-0	6.75	1	1.1	3	1
0-0-0	0.00	1	0.1	0	0	Toronto	0-0-0	0.00	1	0.1	0	0	Rogers Centre	—	—	—	—	—	
0-0-0	3.00	7	6.0	6	2	at Home	0-0-0	3.00	7	6.0	6	2	—	—	—	—	—		
0-0-0	5.40	8	5.0	12	3	Away	0-0-0	5.40	8	5.0	12	3	—	—	—	—	—		
—	—	—	—	—	—	Pre-ASG	—	—	—	—	—	—	—	—	—	—	—		
0-0-0	4.09	15	11.0	18	5	Post-ASG	0-0-0	4.09	15	11.0	18	5	—	—	—	—	—		
0-0-0	4.09	15	11.0	18	5	Starter	0-0-0	4.09	15	11.0	18	5	—	—	—	—	—		
—	—	—	—	—	—	Relief	—	—	—	—	—	—	—	—	—	—	—		
—	—	—	—	—	—	in March	—	—	—	—	—	—	—	—	—	—	—		
—	—	—	—	—	—	April	—	—	—	—	—	—	—	—	—	—	—		
—	—	—	—	—	—	May	—	—	—	—	—	—	—	—	—	—	—		
—	—	—	—	—	—	June	—	—	—	—	—	—	—	—	—	—	—		
—	—	—	—	—	—	July	—	—	—	—	—	—	—	—	—	—	—		
0-0-0	3.38	5	5.1	6	2	August	0-0-0	3.38	5	5.1	6	2	—	—	—	—	—		
0-0-0	4.76	10	5.2	12	3	September	0-0-0	4.76	10	5.2	12	3	—	—	—	—	—		
—	—	—	—	—	—	October	—	—	—	—	—	—	—	—	—	—	—		

O'FLAHERTY'S CAREER TRANSACTIONS

— Selected by Seattle in the 6th round of the June, 2003 draft.

HOMEGROWN MARINERS

Players born or raised in the state of Washington (27)

PLAYER	YEARS	WASHINGTON STATE TIE
Jamie Allen	1983	Born in Yakima/Davis (Yakima) HS
Larry Andersen	1981-82	Raised in Bellevue/Interlake HS/Bellevue CC
Floyd Bannister	1979-82	Raised in Seattle/Kennedy (Burien) HS
Karl Best	1983-86	Born in Aberdeen/Kent-Meridian HS
Bud Black	1981	Mark Morris (Longview) HS/Lower Columbia JC
Willie Bloomquist	2002-	Born in Bremerton/South Kitsap HS
Mike Blowers	1992-95, 97, 99	Bethel HS/Tacoma CC/Univ. of Washington
Mike Campbell	1987-89	Born in Seattle/Newport (Bellevue) HS
Dave Edler	1980-83	Eisenhower (Yakima) HS/WSU
Dave Heaverlo	1980	Born in Ellensburg/Moses Lake HS/Central
Tom House	1977-78	Born in Seattle
Brian Hunter	1999	Fort Vancouver HS
Tom Lampkin	1999-2001	Blanchet HS/Edmonds CC
Tom Niedenfuer	1989	Redmond HS/WSU
Eric O'Flaherty	2006-	Born in Walla Walla/Walla Walla HS
John Olerud	2000-2004	Born in Seattle/Interlake HS/WSU
Casey Parsons	1981	Born in Wenatchee/Gonzaga HS/Gonzaga Univ.
Ken Phelps	1983-88	Born in Seattle/Ingraham HS/WSU (1 year)
Erik Plantenberg	1993-94	Born in Renton/Newport (Bellevue) HS
Robert Ramsay	1999-2000	Born in Vancouver/MTN View HS/WSU
Aaron Sele	2000-2001, 2005	North Kitsap HS/WSU
Richie Sexson	2005-	Prairie High School (Brush Prairie)
Sean Spencer	1999	Born in Seattle/South Kitsap HS/UW
Russ Swan	1990-93	Kennewick HS/Spokane Falls CC
Rick Sweet	1982-83	Born in Longview/Mark Morris HS/Gonzaga Univ.
Dave Wainhouse	1993	Mercer Island HS/WSU
Bob Wells	1994-98	Born in Yakima/Eisenhower HS/Spokane Falls CC



J.J. PUTZ (20)

POSITION: Right-Handed Pitcher
AGE: 30 **BORN:** 2-22-77 in Trenton, MI
BATS: Right **THROWS:** Right **HEIGHT:** 6-5 **WEIGHT:** 250
ML SERVICE: 3 years, 22 days.
CONTRACT STATUS: Signed thru 2009 with a club option for 2010.
ACQUIRED: Mariners sixth round selection in the 1999 June draft; signed by Mariners scout Ken Madeja.

2006:

- Named the Mariners Most Valuable Pitcher by the Seattle Chapter of the Baseball Writers Association of America.
- Chosen the National Amateur Baseball Federation 2006 Graduate of the Year.
- Nominated as a Seattle P-I Sports Star of the Year.
- In just second full season in the Majors, tied for the fourth-highest save total in franchise history with 36...ranked tied for sixth in the American League.
- Led AL relievers with 104 strikeouts (tied for second in the Majors among relievers)...only Bill Caudill (111, 1982) had more strikeouts all-time among Seattle relief pitchers.
- Was 1-1 with a 1.70 ERA (9 ER, 47.2 IP) in save opportunities (36-for-43)...struck out 61 with 7 walks (Mariners were 38-5).
- Went 3-1 with 34 saves and a 2.30 ERA (16 ER, 62.2 IP) in 57 appearances after being inserted into the closer's role (May 6-end of season).
- Touched for four homers, none from April 6 through July 22.
- Began the season with a 1.83 ERA (4 ER, 19.2 IP) over his first 18 games from April 3-May 13...did not allow a run in 11 appearances from April 19-May 13 (11.2 IP)...streak ended with one run vs. San Diego May 19.
- Did not walk a batter from May 19-June 27 (16.2 IP).
- Allowed a season-high four runs May 23 vs. Baltimore...posted an 0.44 ERA (1 ER, 20.1 IP) over his next 19 games from May 24-July 14, which included allowing no runs and just three hits from May 24-June 21.
- Converted 13 consecutive save opportunities from May 6 until July 2 vs. Colorado.
- Suffered his only loss on Aug. 20 in Anaheim, his first defeat since Aug. 12, 2005 also vs. the Angels.
- Fanned a batter in all 11 August appearances.

PERSONAL: Joseph Jason Putz (puts...like "puts on a shelf")...resides in Peoria, AZ with his wife, Kelsey, and twin daughters: Lauren and Kaelyn (11/2/05)...graduated from Trenton (MI) H.S. in 1995 where he was an All-State in baseball in 1994 and 1995...attended the University of Michigan.

CAREER: Has spent entire pro career in Mariners organization.

1999: Began pro career with Everett (A)...was 0-0, 4.84 with two saves in 10 games.

2000: Pitched in 26 games (25 starts) with Wisconsin (A)...finished tied for third in the Midwest League with three complete games...pitched a seven-inning no-hitter April 21 vs. Kane County...tossed back-to-back complete game shutouts June 27 vs. South Bend and July 2 vs. Kane County...was 3-0, 2.00 in six August games, five starts...won his final six decisions of the regular season from July 17-Sept. 2.

2001: Set career-highs in innings pitched (148.0) and strikeouts (135) in 27 games, 26 starts, with San Antonio (AA)...his 3.83 ERA was eighth-best in the Texas League...was 1-6 in his first 14 starts, but went 6-3 in his final 13 starts...had a strong August, going 3-1, 3.51 (13 ER, 33.1 IP) in six games, five starts...made only relief appearance of season Aug. 15 vs. Tulsa, throwing four innings...was 2-0 with a 1.42 ERA (3 ER, 19.0 IP) in his final three starts of the season.

2002: Began season on disabled list with a right shoulder strain, then split season between San Antonio (AA) and Tacoma...reinstated from DL April 22, and assigned to the Missions...

PUTZ'S CAREER HIGHS

MOST STRIKEOUTS: 5 - 5/8/04 vs. NYY

LOW HIT GAME: None

LONGEST WINNING STREAK: 3 - 7/16-25/05

LONGEST LOSING STREAK: 3 - twice;

last 5/24-/7/2/05

MOST INNINGS PITCHED:

STARTER: None

RELIEVER: 4.0 - 6/24/04 at TEX

PUTZ (continued)

had 3.64 ERA in 15 starts despite a 3-10 record...promoted to Tacoma July 12...went 2-4 with a 3.83 ERA in nine starts with the Rainiers...finished season with an overall 3.72 ERA (57 ER, 138.0 IP) in 24 starts, striking out 99 while walking 49 batters.

2003: Made 41 relief appearances with Tacoma, going 0-3 with 11 saves...recorded a save in four consecutive appearances, Aug. 13-18...had nine saves and a 0.89 ERA (3 ER, 30.1 IP) in 18 appearances in July and August...allowed only one run in his last 13 appearances (19.0 IP)...held opponents to a .225 average, including a .205 average against left-handers...recalled to Seattle on Aug. 7, appearing in one game, tossing 1.2 innings of scoreless ball...optioned to Tacoma on Aug. 11; recalled Sept. 2.

2004: Recalled from Tacoma April 14, pitched one shutout inning...optioned back to Tacoma April 17 and recalled again April 29...did not allow a run in first 10 outings...recorded first Major League save on Aug. 7 at Tampa Bay...converted nine consecutive save opportunities from Aug. 7 to end of season with Eddie Guardado on DL...nine saves were second-highest on club (Guardado, 18) and third highest for AL rookies...converted 9 of 13 save opportunities overall...posted a 1.13 ERA in Sept./Oct., converting all 3 save opps and allowing one run in 8.0 IP.

2005: Spent first full season in the Majors, appearing in 64 games, all in relief...won a career-high six games; led Mariners bullpen in wins and decisions (11)...six of eight homers allowed came against left-handed hitters...allowed one earned run in first 12 games April 5-May 10 (1 ER, 10.1 IP/0.87 ERA)...collected first ML win April 8 vs. Texas in career game #59; was 0-3 in first 58 games...failed to convert first three save opportunities (April 8, May 14 & 16)...allowed grand slam home runs after inheriting bases loaded jams May 14 and May 16...allowed four homers in six appearances May 11-24; allowed 4 homers in other 58 appearances, combined...allowed runs in only 2 of 9 June appearances (3 ER, 12.0 IP/2.25 ERA)...ended season-high 3-game losing streak with win #2 on July 16 vs. Baltimore...allowed only 1 ER in 7 games (5.2 IP) July 2-Aug. 12...won three times in five appearances July 22-25...recorded only save (first since 9/24/04) Sept. 9 vs. Baltimore...was 2-0-1, 2.61 in final 16 games (Aug. 21-Sept. 23), allowing just 3 ER in 11.2 IP...did not appear in a game after straining hamstring Sept. 23 in Detroit.

POSTSEASON EXPERIENCE: None.

AWARDS: Named Mariners Most Valuable Pitcher by the Seattle chapter of the BBWAA 2006...nominated as Seattle P-I Sports Star of the Year (2006).

PUTZ'S PLAYING RECORD

YEAR CLUB	W-L	ERA	G	GS	CG	SH	SV	IP	H	R	ER	HR	BB	SO	WP	BK
1999 Everett	0-0	4.84	10	0	0	0	2	22.1	23	13	12	2	11	17	0	1
2000 Wisconsin	12-6	3.15	26	25	3	2	0	142.2	130	71	50	4	63	105	8	0
2001 San Antonio	7-9	3.83	27	26	0	0	0	148.0	145	80	63	11	59	135	12	0
2002 San Antonio	3-10	3.64	15	15	1	0	0	84.0	84	41	34	7	28	60	5	0
Tacoma	2-4	3.83	9	9	0	0	0	54.0	51	23	23	4	21	39	8	0
2003 Tacoma	0-3	2.51	41	0	0	0	11	86.0	69	30	24	4	34	60	3	0
SEATTLE	0-0	4.91	3	0	0	0	0	3.2	4	2	2	0	3	3	0	0
2004 SEATTLE	0-3	4.71	54	0	0	0	9	63.0	66	35	33	10	24	47	1	0
Tacoma	0-0	4.32	7	0	0	0	3	8.1	10	5	4	2	3	13	0	0
2005 SEATTLE	6-5	3.60	64	0	0	0	1	60.0	58	27	24	8	23	45	2	0
2006 SEATTLE	4-1	2.30	72	0	0	0	36	78.1	59	20	20	4	13	104	1	0
ML Totals	10-9	3.47	193	0	0	0	46	205.0	187	84	79	22	63	199	4	0

THE MARINER MOOSE

On Opening Night, 1990, the Mariner Moose became the first mascot in team history. The Moose was selected from over 2,500 entries submitted by children 14 and under across the Pacific Northwest. It was the idea of Ammon Spiller, a fifth grader from Central Elementary School in Ferndale, WA. The Mariner Moose is available for some public appearances. Call the Mariners office at (206) 346-4000 for details.

DETAILED BREAKDOWN

2006						CAREER						CAREER BY BALLPARK							
W-L-S	ERA	G	IP	H	ER	W-L-S	ERA	G	IP	H	ER	W-L-S	ERA	G	IP	H	ER		
0-0-2	6.35	5	5.2	3	4	Baltimore	1-1-3	4.63	11	11.2	9	6	Camden Yards	0-1-1	1.59	5	5.2	3	1
2-0-2	2.70	6	6.2	4	2	Boston	2-1-3	5.51	14	16.1	12	10	Fenway Park	0-1-0	5.87	6	7.2	7	5
0-0-0	0.00	4	3.1	2	0	Chi. White Sox	0-0-0	0.84	11	10.2	5	1	U.S. Cellular Field	0-0-0	1.23	6	7.1	3	1
0-0-4	0.00	5	5.2	4	0	Cleveland	1-1-4	2.76	14	16.1	18	5	Jacobs Field	1-0-3	4.50	7	8.0	11	4
0-0-3	0.00	6	6.0	4	0	Detroit	1-1-4	2.31	14	11.2	14	3	Comerica Park	0-0-3	0.00	7	6.2	9	0
0-0-1	3.00	3	3.0	2	1	Kansas City	0-0-3	2.45	7	7.1	6	2	Kauffman Stadium	0-0-0	2.70	3	3.1	3	1
0-1-2	4.50	7	8.0	9	4	L.A. Angels	2-3-3	4.03	23	22.1	23	10	Angel Stadium of Anaheim	1-2-1	2.03	12	13.1	11	3
0-0-1	0.00	2	2.1	2	0	Minnesota	0-0-2	2.70	10	10.0	12	3	Metrodome	0-0-0	5.40	4	3.1	6	2
0-0-2	6.75	3	2.2	4	2	N.Y. Yankees	0-0-2	3.21	13	14.0	11	5	Yankee Stadium	0-0-1	4.05	6	6.2	7	3
1-0-1	3.68	6	7.1	8	3	Oakland	1-0-2	7.56	17	16.2	25	14	McAfee Coliseum	0-0-0	12.27	9	7.1	15	10
—	—	—	—	—	—	Seattle	—	—	—	—	—	—	Safeco Field	8-4-27	3.18	100	104.2	84	37
0-0-4	1.69	4	5.1	2	1	Tampa Bay	0-0-5	3.12	7	8.2	4	3	Tropicana Field	0-0-2	2.25	3	4.0	1	1
1-0-4	1.23	7	7.1	4	1	Texas	2-1-5	3.12	21	26.9	27	9	Ameriquist Field	0-0-3	2.70	10	13.1	16	4
0-0-3	0.00	3	3.0	4	0	Toronto	0-0-4	0.96	10	9.1	8	1	Rogers Centre	0-0-2	2.08	5	4.1	2	1
0-0-2	0.00	2	1.1	0	0	Arizona	0-0-2	0.00	2	1.1	0	0	Chase Field	0-0-2	0.00	2	1.1	0	0
—	—	—	—	—	—	Atlanta	—	—	—	—	—	—	Turner Field	—	—	—	—	—	—
—	—	—	—	—	—	Chicago	—	—	—	—	—	—	Wrigley Field	—	—	—	—	—	—
—	—	—	—	—	—	Cincinnati	—	—	—	—	—	—	Great American Ball Park	—	—	—	—	—	—
0-0-1	0.00	2	3.0	0	0	Colorado	0-0-1	0.00	2	3.0	0	0	Coors Field	—	—	—	—	—	—
—	—	—	—	—	—	Florida	0-0-0	0.00	2	2.0	0	0	Dolphin Stadium	0-0-0	0.00	2	2.0	0	0
—	—	—	—	—	—	Houston	0-0-0	0.00	1	1.0	0	0	Minute Maid Park	—	—	—	—	—	—
0-0-1	0.00	1	1.0	0	0	L.A. Dodgers	0-0-1	0.00	1	1.0	0	0	Dodger Stadium	0-0-1	0.00	1	1.0	0	0
—	—	—	—	—	—	Milwaukee	0-0-0	0.00	1	1.0	0	0	Miller Park	0-0-0	0.00	1	1.0	0	0
—	—	—	—	—	—	N.Y. Mets	0-0-0	0.00	1	2.0	0	0	Shea Stadium	—	—	—	—	—	—
—	—	—	—	—	—	Philadelphia	0-0-0	0.00	1	2.0	1	0	Citizens Bank Park	—	—	—	—	—	—
—	—	—	—	—	—	Pittsburgh	0-0-0	0.00	1	0.1	0	0	PNC Park	0-0-0	0.00	1	0.1	0	0
—	—	—	—	—	—	St. Louis	0-0-0	21.60	1	1.2	3	4	Busch Stadium	—	—	—	—	—	—
0-0-2	4.15	4	4.1	7	2	San Diego	0-0-2	3.38	5	5.1	7	2	PETCO Park	0-0-0	9.00	1	1.0	4	1
0-0-1	0.00	2	2.1	0	0	San Francisco	0-0-1	0.00	2	2.1	0	0	AT&T Park	—	—	—	—	—	—
—	—	—	—	—	—	Washington	0-1-0	9.00	1	1.0	2	1	RFK Stadium	0-1-0	9.00	1	1.0	2	1
4-0-21	2.42	41	44.2	29	12	at Home	8-4-27	3.18	100	104.2	84	37	Busch Stadium	0-0-0	21.60	1	1.2	3	4
0-1-15	2.14	31	33.2	30	8	Road	2-5-19	3.77	93	100.1	103	42	—	—	—	—	—	—	
1-0-16	2.11	40	42.2	26	10	Pre-ASG	2-5-16	3.11	100	113.0	86	39	—	—	—	—	—	—	
3-1-20	2.52	32	35.2	33	10	Pre-ASG	8-4-30	3.91	93	92.0	101	40	—	—	—	—	—	—	
—	—	—	—	—	—	Starter	—	—	—	—	—	—	—	—	—	—	—	—	
1-4-36	2.30	72	78.1	59	20	Relief	10-9-46	3.47	193	205.0	187	79	—	—	—	—	—	—	
—	—	—	—	—	—	in March	—	—	—	—	—	—	—	—	—	—	—	—	
1-0-2	2.35	14	15.1	12	4	April	2-0-2	1.99	24	22.2	19	5	—	—	—	—	—	—	
0-0-5	4.50	10	10.0	7	5	May	0-3-5	4.38	34	37.0	32	18	—	—	—	—	—	—	
0-0-7	0.75	12	12.0	7	1	June	0-1-7	2.50	30	36.0	30	10	—	—	—	—	—	—	
1-0-8	2.08	12	13.0	8	3	July	4-3-8	4.87	37	44.1	41	24	—	—	—	—	—	—	
1-1-6	1.46	11	12.1	11	2	August	1-2-12	3.09	33	32.0	32	11	—	—	—	—	—	—	
1-0-7	3.07	12	14.2	14	5	September	3-0-11	3.19	33	31.0	32	11	—	—	—	—	—	—	
0-0-1	0.00	1	1.0	0	0	October	0-0-1	0.00	2	2.0	1	0	—	—	—	—	—	—	

PUTZ'S CAREER TRANSACTIONS

— Selected by Seattle in the sixth round of the 1999 June draft.

SAVE RULE

Credit a pitcher with a save when he meets all three of the following conditions:

- (1) He is the finishing pitcher in a game won by his club; and
- (2) He is not the winning pitcher; and
- (3) He qualifies under one of the following conditions:
 - (a) He enters the game with a lead of no more than three runs and pitches for at least one inning; OR
 - (b) He enters the game, regardless of the count, with the potential tying run either on base, or at bat or on deck (that is, the potential tying run is either on base or is one of the first two batsmen he faces); OR
 - (c) He pitches effectively for at least three innings.



HORACIO RAMIREZ (26)

POSITION: Left-Handed Pitcher

AGE: 27

BORN: 11-24-79 in Carson, CA

BATS: Left **THROWS:** Left

HEIGHT: 6-1 **WEIGHT:** 210

ML SERVICE: 4 years, 86 days

CONTRACT STATUS: Signed thru 2007

ACQUIRED: Traded to Seattle by Atlanta in exchange for Rafael Soriano (rhp), Dec. 7, 2006.

2006:

- Pitched in just 14 games in an injury-plagued season in which he made three trips to the disabled list.
- Went 2-0 with a 1.59 ERA in three interleague starts (22.2 IP/4 ER).
- Opponents hit just .229 with RISP, .156 with 2 out/RISPs and were 0-for-6 with the bases loaded.
- Made nine starts after he was hit on the side of the head by a Lance Berkman line drive June 11 at HOU.
- Suffered strained left hamstring in his season debut April 5 at LAD on fourth-inning bunt single (his second hit of the game).
- Pitched in four injury rehab games and went 1-1 with a 5.19 ERA.
- Activated from the disabled list May 27, but actually had two stints on the DL: was activated on May 6 at NYM, in case he was needed as a reliever (the Braves had played a 14-inning game on May 5); was put back on the DL on May 7 and began his injury rehab assignment on May 8.
- Activated from DL and made his second start on May 27 at CHI (NL), getting his first win in a 2-1 victory.
- Left game June 11 (at HOU) in the second inning after he was hit on the left side of the head by a Lance Berkman line drive.
- Made first start in 11 days on June 22 vs. TOR; had ND despite allowing just one run on seven hits in 6.2 IP...tossed 126 pitches, a career high, and six walks allowed matched his career high (also: May 10, 2003 vs. SF).
- Allowed just one run on seven hits in 8.0 IP June 27 in a 5-2 win over the Yankees.
- Went 8.0 innings for second straight start on July 2 vs. BAL, allowing three runs without walking a batter in 10-3 win...two of the runs came on Melvin Mora's first-inning homer.
- Matched shortest-career outing with 1.0 IP July 7 vs. CIN; allowed 7 ER on 7 hits.
- Won July 17 at STL, allowing one run on two hits in 5.0 IP before leaving the game due to left hamstring fatigue in 15-3 win.
- Missed final seven weeks of the season on DL with sprained left middle finger.

PERSONAL: Horacio Ramirez...resides in Mableton, GA...is a 1997 graduate of Inglewood (CA) High School, where he played baseball and basketball...signed by John Ramey (ATL).

CAREER: Spent entire career in the Atlanta organization prior to his trade to Seattle.

1997: Began pro career with the Gulf Coast League Braves (Rookie)...fanned 61 batters in only 44.0 IP.

1998: Opened season in Macon (A), where he lost seven of eight decisions in 12 GS despite averaging only 2.6 walks per 9.0 innings...reported to Eugene (Short A) on June 20.

1999: Compiled solid season, ranking second among Macon (A) starters with a 2.67 ERA...held opponents to a .248 BA...was 6-0 with a 2.05 ERA at home.

2000: Finished second in the Carolina League in wins (15)...teammate Christian Parra led circuit with 17 wins...went 5-0 with a 1.04 ERA in 6 outings July 27-Aug. 18 (34.2 IP, 23 H, 4 ER, 10 BB, 24 K).

2001: Opened season on Greenville (AA) roster, making just three starts before being placed on the disabled list on May 4...did not pitch again in 2001 following Tommy John surgery performed on his left elbow.

2002: Opened season with Macon on injury rehab assignment, losing both games he

RAMIREZ' CAREER HIGHS

MOST STRIKEOUTS:

8 - 6/27/03 at TB (with ATL)

LOW-HIT GAME: 3 - 5/20/04 vs. ARI (with ATL)

LONGEST WINNING STREAK:

7 - 4/16-7/7/03 (with ATL)

LONGEST LOSING STREAK:

3 - 4/15-5/2/04 (with ATL)

MOST INNINGS PITCHED:

STARTER: 9.0 - four times;

last done 7/7/05 vs. CHI-NL (with ATL)

RELIEVER: 3.2 - 8/14/05 vs. ARI (with ATL)

appeared in (6.0 IP, 4 ER)...joined Greenville (AA) on ML injury rehab assignment June 7; transferred to Greenville roster on June 15...tied for team lead in wins (9), despite making only 16 starts, and 3.03 ERA was tops among club starters...named Greenville Pitcher of the Month after going 4-2 with a 2.70 ERA in July...limited right-handed hitters to a .232 BAA...was 1-2 with a 2.55 ERA in nine starts in Arizona Fall League...named the ninth-best prospect in the Braves organization by *Baseball America*.

2003: Had a fine rookie season, going 12-4 with a 4.00 ERA in 29 games (all starts) with Atlanta...was 1-2 in first three starts, then 11-2 in last 26...his .750 winning percentage tied for second in the National League...Braves won 19 of his 29 starts...allowed two or fewer ER in 17 of 29 starts and three or fewer 20 times...won seven straight decisions (in 12 GS) April 16-July 7, the longest winning streak by a Braves rookie pitcher since reliever Brad Clontz won a Braves rookie record eight straight to end the 1995 season...seven-game winning streak tied the Atlanta record for the longest streak by a rookie starting pitcher; Larry McWilliams recorded seven consecutive wins in 1978...held left-handed hitters to a .206 BA...in ML debut, April 2 in Atlanta, lost to Expos, 3-0 (7.0,6.2,2.1,5); in that game, he pitched shutout ball after giving up a single and home run to first two batters he faced.

2004: Made just nine starts in an injury-shortened sophomore season, but had eight quality starts...missed more than three months of the season due to left shoulder tendinitis...of his 24 runs allowed, only 16 were earned...held opponents to a .226 batting average...at the time of his injury, ranked fifth in the NL with a 2.25 ERA...threw his second career complete game and first of the season May 20 vs. ARI, allowing just three hits.

2005: Made a career-high 32 starts - second-most on the Braves staff - and appeared in 33 games overall...was 8-1 with a 3.59 ERA at home and 3-8, 5.69 on the road...allowed a team-high 31 home runs...went seven scoreless innings, allowing just three hits, in a 4-1 Braves win over Houston May 7; was his first scoreless outing of the year...allowed just three hits and walked one June 22 vs. FLA; 5.0 IP before having to leave due to a slight groin pull...earned fourth straight win June 27 at FLA to cap an undefeated June...went 4-0 with a 3.55 ERA in June...tossed first career shutout in Game 1 of July 7 DH vs. Cubs; was his third career complete game and his first since May 20, 2004 vs. ARI and matched career best for fewest hits allowed (3)...made lone relief appearance Aug. 14 vs. ARI (5 ER, 6 H); was just his second career relief appearance.

POSTSEASON EXPERIENCE: None.

RAMIREZ' PLAYING RECORD

YEAR CLUB	W-L	ERA	G	GS	CG	SH	SV	IP	H	R	ER	HR	BB	SO	WP	BK
1997 Gulf Coast	3-3	2.25	11	8	0	0	0	44.0	30	13	11	1	18	61	4	0
1998 Macon	1-7	5.86	12	12	0	0	0	55.1	70	50	36	8	16	38	2	0
Eugene	2-7	6.31	16	8	0	0	0	55.2	84	51	39	4	17	39	4	2
1999 Macon	6-3	2.67	17	14	1	1	0	77.2	70	30	23	6	25	43	1	1
2000 Myrtle Beach	15-8	3.22	27	26	3	2	0	148.1	136	57	53	14	42	125	6	4
2001 Greenville	1-1	4.91	3	3	0	0	0	14.2	17	8	6	2	8	17	0	0
2002 Macon	0-2	6.00	2	1	0	0	0	6.0	11	10	4	0	2	5	0	0
Greenville	9-5	3.03	16	16	0	0	0	92.0	85	41	31	5	32	64	3	1
2003 ATLANTA	12-4	4.00	29	29	1	0	0	182.1	181	91	81	21	72	100	5	1
2004 ATLANTA	2-4	2.39	10	9	1	0	0	80.1	51	24	16	7	30	31	0	2
Richmond#	0-0	8.00	2	2	0	0	0	9.0	15	8	8	1	1	3	0	0
Greenville#	2-0	3.09	3	2	0	0	0	11.2	15	4	4	0	3	2	1	0
2005 ATLANTA	11-9	4.63	33	32	1	1	0	202.1	214	108	104	31	67	80	4	1
2006 ATLANTA	5-5	4.48	14	14	0	0	0	76.1	85	42	38	6	31	37	0	1
Richmond#	1-1	5.68	3	3	0	0	0	12.2	18	8	8	1	1	10	0	0
Rome#	0-0	3.86	1	1	0	0	0	4.2	5	2	2	1	3	1	0	0
ML Totals	30-22	4.13	86	84	3	1	0	521.1	531	285	239	65	200	248	9	5

BATTING	AVG.	AB	R	H	2B	3B	HR	RBI	SH	SF	HB	BB	SO
Career	.151	179	9	27	3	1	0	5	13	0	0	2	36
Last Hit — 5/27/06 at CHI-ML Last Home Run — None													

DETAILED BREAKDOWN

2006						CAREER						CAREER BY BALLPARK							
W-L-S	ERA	G	IP	H	ER	W-L-S	ERA	G	IP	H	ER	W-L-S	ERA	G	IP	H	ER		
1-0-0	3.38	1	8.0	7	3	Baltimore	2-0-0	2.40	2	15.0	13	4	Cumden Yards	—	—	—	—	—	
—	—	—	—	—	—	Boston	—	—	—	—	—	—	Fenway Park	—	—	—	—	—	
—	—	—	—	—	—	Chi. White Sox	—	—	—	—	—	—	U.S. Cellular Field	—	—	—	—	—	
—	—	—	—	—	—	Cleveland	—	—	—	—	—	—	Jacobs Field	—	—	—	—	—	
—	—	—	—	—	—	Detroit	—	—	—	—	—	—	Comerica Park	—	—	—	—	—	
—	—	—	—	—	—	Kansas City	—	—	—	—	—	—	Kauffman Stadium	—	—	—	—	—	
—	—	—	—	—	—	L.A. Angels	1-0-0	2.25	1	8.0	5	2	Angel Stadium of Anaheim	—	—	—	—	—	
—	—	—	—	—	—	Minnesota	—	—	—	—	—	—	Metrodome	—	—	—	—	—	
1-0-0	0.00	1	8.0	7	0	N.Y. Yankees	1-0-0	0.00	1	8.0	7	0	Yankee Stadium	1-0-0	0.00	1	8.0	7	0
—	—	—	—	—	—	Oakland	1-0-0	7.59	2	10.2	14	9	McAfee Coliseum	1-0-0	7.94	1	5.2	9	5
—	—	—	—	—	—	Seattle	—	—	—	—	—	—	Safeco Field	—	—	—	—	—	
—	—	—	—	—	—	Tampa Bay	1-0-0	2.70	1	6.2	7	2	Tropicana Field	1-0-0	2.70	1	6.2	7	2
—	—	—	—	—	—	Texas	—	—	—	—	—	—	Ameriquet Field	—	—	—	—	—	
0-0-0	1.35	1	6.2	7	1	Toronto	0-0-0	1.35	1	6.2	7	1	Rogers Centre	—	—	—	—	—	
0-1-0	0.00	1	7.0	3	0	Arizona	1-2-0	3.38	6	37.1	34	14	Chase Field	0-1-0	2.77	2	13.0	15	4
—	—	—	—	—	—	Atlanta	—	—	—	—	—	—	Turner Field	15-7-0	3.74	39	238.1	219	99
1-0-0	1.29	1	7.0	7	1	Chi. Cubs	2-1-0	2.70	4	26.2	23	8	Wrigley Field	1-1-0	6.75	2	10.2	16	8
0-1-0	63.00	1	1.0	7	7	Cincinnati	1-2-0	9.12	5	25.2	33	26	Great American Ball Park	1-1-0	8.47	3	17.0	19	16
—	—	—	—	—	—	Colorado	0-1-0	3.12	2	8.2	13	3	Coors Field	0-1-0	0.00	1	3.1	5	0
—	—	—	—	—	—	Florida	3-1-0	3.98	8	40.2	42	18	Dolphin Stadium	1-1-0	3.75	4	24.0	24	10
0-1-0	32.40	1	1.2	6	6	Houston	1-2-0	6.20	4	20.1	24	14	Minute Maid Park	0-1-0	32.40	1	1.2	6	6
0-0-0	15.00	1	3.0	8	5	L.A. Dodgers	0-0-0	6.30	2	10.0	15	7	Dodger Stadium	0-0-0	6.30	2	10.0	15	7
—	—	—	—	—	—	Milwaukee	1-1-0	1.71	4	26.1	20	5	Miller Park	1-1-0	1.71	3	21.0	17	4
0-1-0	13.50	1	3.1	7	5	N.Y. Mets	3-3-0	4.77	10	60.1	62	32	Shea Stadium	1-2-0	4.01	5	33.2	32	15
0-1-0	3.27	2	11.0	11	4	Philadelphia	3-4-0	6.17	9	46.2	60	32	Citizens Bank Park	1-2-0	7.20	4	20.0	32	16
0-0-0	2.70	1	6.2	5	2	Pittsburgh	2-0-0	2.64	4	30.2	24	9	PNC Park	1-0-0	4.61	2	13.2	15	7
1-0-0	1.80	1	5.0	2	1	St. Louis	1-0-0	2.13	2	12.2	7	3	Busch Stadium II	1-0-0	1.80	1	5.0	2	1
—	—	—	—	—	—	San Diego	1-1-0	6.35	3	17.0	19	12	PETCO Park	0-1-0	15.75	1	4.0	8	7
—	—	—	—	—	—	San Francisco	1-1-0	3.34	5	35.0	34	13	AT&T Park	0-1-0	4.35	3	20.2	22	10
1-0-0	3.38	1	8.0	8	3	Washington	4-3-0	3.29	10	68.1	68	25	RFK Stadium	0-1-0	3.38	3	18.2	20	7
2-4-0	5.21	7	38.0	40	22	At Home	15-7-0	3.74	39	238.1	219	99	Busch Stadium I	0-0-0	2.35	1	7.2	5	2
3-1-0	3.76	7	38.1	45	16	Away	15-15-0	4.45	47	283.0	312	140	H. H. Bohannon Stadium, PR.	1-0-0	2.57	1	7.0	6	2
4-3-0	4.65	9	50.1	60	26	Pre-ASG	22-15-0	3.99	51	311.1	314	136	Olympic Stadium	1-1-0	3.48	3	20.2	20	8
1-2-0	4.15	5	26.0	25	12	Post-ASG	8-7-0	4.33	35	210.0	217	101	Qualcomm Stadium	1-0-0	5.40	1	5.0	5	3
5-5-0	4.48	14	76.1	85	38	Starter	30-22-0	4.06	84	516.2	523	233	Veterans Stadium	1-0-0	0.00	1	6.0	5	0
—	—	—	—	—	—	Relief	0-0-0	11.57	2	4.2	8	6	—	—	—	—	—	—	
—	—	—	—	—	—	March	—	—	—	—	—	—	—	—	—	—	—	—	
0-0-0	15.00	1	3.0	8	5	April	3-6-0	4.39	14	82.0	84	40	—	—	—	—	—	—	
1-0-0	1.29	1	7.0	7	1	May	7-4-0	3.47	15	93.1	92	36	—	—	—	—	—	—	
2-2-0	2.87	5	31.1	31	10	June	9-2-0	3.66	15	93.2	94	37	—	—	—	—	—	—	
2-2-0	6.29	5	24.1	33	17	July	5-6-0	4.74	17	104.1	112	55	—	—	—	—	—	—	
0-1-0	4.22	2	10.2	6	5	August	3-3-0	4.65	13	81.1	78	42	—	—	—	—	—	—	
—	—	—	—	—	—	September	3-1-0	4.09	11	61.2	66	28	—	—	—	—	—	—	
—	—	—	—	—	—	October	0-0-0	1.80	1	5.0	5	1	—	—	—	—	—	—	

RAMIREZ' CAREER TRANSACTIONS

- Selected by the Atlanta Braves in the fifth round of the 1997 June free agent draft.
- On disabled list (left shoulder tendinitis), May 30 (retroactive to May 26)-Sept. 25, 2004; included injury rehabilitation assignments to Greenville and Richmond.
- On disabled list (strained left hamstring), April 6-May 6, 2006.
- On disabled list (strained left hamstring), May 7-27, 2006; included injury rehabilitation assignments at Rome and Richmond.
- On disabled list (sprained left middle finger), Aug. 8 to the end of the 2006 season.
- Traded to Seattle by Atlanta in exchange for Rafael Soriano (rhp), Dec. 7, 2006.

TWO TIES

In the 25-year history of the franchise, the Mariners have ended two games in a tie: June 2, 1980 at Detroit (3-3 in 12 innings) and April 29, 1981 at Minnesota (7-7 in eight innings). Both games ended prematurely due to rain.



JEREMY REED (7)

POSITION: Outfielder

AGE: 25

BORN: 6-15-81 in San Dimas, CA

BATS: Left

THROWS: Left

HEIGHT: 6-0

WEIGHT: 200

ML SERVICE: 2 years, 28 days

CONTRACT STATUS: Signed through 2007

ACQUIRED: Traded to Seattle by Chicago White Sox with Miguel Olivo (c) and Mike Morse (inf) in exchange for Freddy Garcia (rhp), Ben Davis (c) and cash, June 27, 2004.

2006:

- Career-high 10-game hitting streak to start the season from April 3-14...hit .286 (10x35) with two triples and two RBI during streak.
- Recorded a career-high six home runs, including four homers in June.
- Five of his six home runs came on the road, including three at LA Angels.
- Snapped 0x21 skid May 3 with a double (and run scored) in the eighth, his first hit since a single in his final at-bat on April 20.
- Went 2x4 with a run scored, a home run and a season-high three RBI on May 12 vs. the Angels.
- Homered in consecutive games May 12-13...batted .306 (11x36) from May 12-24.
- Tripled in consecutive at-bats May 19-20.
- Hit first career home run at Safeco on June 17 vs. San Francisco (2nd inn. off Jason Schmidt).
- Hit safely in 10 of final 14 games with three home runs (12x60/.200).
- Placed on the 15-day disabled list with a broken right thumb on July 3 after diving for a ball in the top of the 11th inning on a Brad Hawpe (COL) line drive in the right-center gap on July 2.
- Surgery performed by Dr. Carlton Keck on July 6 to insert a metal plate in his thumb to stabilize the fracture...transferred to the 60-day disabled list on July 7.
- Spent remainder of the season rehabilitating thumb after surgery...participated in Arizona Instructional League.

PERSONAL: Jeremy Thomas Reed...a 1999 graduate of Bonita (CA) High School...lettered in baseball and soccer...earned First-Team All-State honors...attended Long Beach State...was a First-Team All-Big West selection in 2002...rated by *Baseball America* as the Best Pure Hitter and Baserunner in the Big West Conference...played for the USA National Team in 2001 and 2002.

CAREER: Hit a combined .300 or better in every year of his minor league career.

2002: Began pro career at Kannapolis (A) and led club in average (.319), finished second with 11 hit-by-pitch and third in stolen bases (17)...batted .370 (37x100) on the road...played all three outfield positions...compiled a 14-game hitting streak (.400, 22x55) from July 25-Aug. 7...cited by *Baseball America* in a postseason poll as the No. 21 Prospect in the White Sox organization.

2003: Named Topps Minor League Player of the Year after combining to hit .373 (173x464) with 11 home runs, 95 RBI and 45 stolen bases between Winston-Salem (A) and Birmingham (AA)...his .373 average led the entire minor-league circuit (Matt Diaz was second at .354) and was the 11th-highest figure in the minor leagues since 1980...also led the minor leagues with a .453 on-base percentage and tied for fourth with 173 hits...was named to the *Baseball America* postseason Minor League and double-A All-Star Teams...also honored as the No. 1 Outfield Prospect in the minors by Sportsticker and the No. 3 Prospect in the Southern League by *Baseball America*...successful in 45 of 64 (70.3 percent) stolen base attempts...drew 70 walks and struck out only 36 times...was

REED'S CAREER HIGHS

MOST HITS: 3 – nine times; last done 8/16/05 vs. KC

MOST HOME RUNS: 1 – nine times;

last 6/28/06 at ARI

MOST RBI: 4 – 5/29/05 at TB

MOST STOLEN BASES: 2 – twice;

last done 8/28/05 vs. CWS

LONGEST HITTING STREAK: 10 – 4/3-15/06

CAREER GRAND SLAMS: None

REED (continued)

named to USA Baseball Olympic Qualifying Team, batting .250 with 1 home run and 3 RBI...earned Topps SL Player of the Month for August after batting .434 (43x99) with 23 RBI...hit safely in 19 of his first 20 games at Birmingham, including a team-high 17-game hitting streak from June 21-July 12 (35x70/.500)...hit safely in 21 of last 22 games (37x82/.451) to raise average from .388 to .409, including 13-game hitting streak to end the season.

2004: Acquired June 27 from White Sox...selected Sept. 6 from Tacoma...was one of 15 players to make their ML debuts for Seattle in 2004...made ML debut as pinch-hitter on Sept. 9...single in eighth inning Sept. 10 vs. Boston was first ML hit...appeared in 18 games, making 14 starts in center field (3 appearances as pinch-hitter)...hit safely in 11 of 14 starts and the Mariners were 10-4 in his starts...seven of eight games were multi-hit games 9/20-29 - hit .500 (17x34) with 3 2B, 4 RBI over that span...hit .305 (71x233) with five home runs and 36 RBI in 61 games with Tacoma...hit .275 (76x276) with eight home runs and 37 RBI in 73 games with Charlotte...combined for 66 walks and only 58 strikeouts between pair of Triple-A stops and the Majors.

2005: Spent first full season in the Major Leagues...was one of 14 rookies to appear with the Mariners...youngest player on Mariners Opening Day Roster at 23 years, 9 months...become only the third Mariner in franchise history to hit at least 30 doubles and fifth to appear in at least 140 games during rookie season...among American League Rookies, finished first in games played (141), second in doubles (33), tied for second in outfield assists (7), third in hits (124), at-bats (488), and on-base percentage (.322), fourth in walks (48) and average (.252), tied for fifth in runs scored (61), fifth in slugging percentage (.352) and ninth in RBI (45)...recorded 20 multi-hit games, including a season-high three hits six times and 14 two-hit games...had 10 multi-RBI games, including one four-RBI game, two three-RBI games and seven two-RBI games...season-high eight-game hit streak, hitting .385 (10x26), from April 4-14...hit .312 (29x93) with 12 runs scored, 10 extra-base hits and 13 RBI in the month of May...recorded first Major League home run with 2-out in the 9th inning off Steve Reed on May 26 at Baltimore...had five hits in seven at-bats on Aug. 16-17 vs. Kansas City...hit .308 (16x52) with nine runs, five doubles, a triple and five RBI from Sept. 2-19...did not play after Sept. 27 due to a left wrist sprain that included a partially torn ligament.

POSTSEASON EXPERIENCE: None.

MARINERS 100 RBI SEASONS

Ken Griffey Jr.	147 (1997)	Tino Martinez.....	111 (1995)
Ken Griffey Jr.	146 (1998)	Mike Cameron	110 (2001)
Edgar Martinez	145 (2000)	Jay Buhner	109 (1997)
Bret Boone	141 (2001)	Ken Griffey Jr.	109 (1993)
Ken Griffey Jr.	140 (1996)	Edgar Martinez	108 (1997)
Jay Buhner	138 (1996)	Richie Sexson	107 (2006)
Ken Griffey Jr.	134 (1999)	Jim Presley	107 (1986)
Alex Rodriguez	132 (2000)	Bret Boone	107 (2002)
Alex Rodriguez	124 (1998)	Willie Horton	106 (1979)
Raul Ibañez	123 (2006)	Ken Griffey Jr.	103 (1992)
Alex Rodriguez	123 (1996)	Edgar Martinez	103 (1996)
Richie Sexson	121 (2005)	John Olerud	103 (2000)
Jay Buhner	121 (1995)	Edgar Martinez	102 (1998)
Bret Boone	117 (2003)	John Olerud.....	102 (2002)
Alvin Davis.....	116 (1984)	Bruce Bochte	100 (1979)
Edgar Martinez	116 (2001)	Alvin Davis	100 (1987)
Edgar Martinez	113 (1995)	Ken Griffey Jr.	100 (1991)
Alex Rodriguez	111 (1999)		

REED'S PLAYING RECORD

YEAR CLUB	AVG.	G	AB	R	H	2B	3B	HR	RBI	SH	SF	HB	BB	SO	SB-CS	E	OBP
2002 Kannapolis	.319	57	210	37	67	15	0	4	32	3	4	11	11	24	17-5	0	.377
2003 Winston-Salem	.333	65	222	37	74	18	1	4	52	5	5	1	41	17	27-6	3	.388
Birmingham	.409	66	242	51	99	17	3	7	43	7	1	2	29	19	18-13	0	.474
2004 Charlotte	.275	73	276	44	76	14	1	8	37	2	7	3	36	34	12-7	1	.357
Tacoma	.305	61	233	40	71	10	5	5	36	2	1	0	23	22	14-2	3	.335
SEATTLE	.397	18	58	11	23	4	0	0	5	0	0	1	7	4	3-1	1	.470
2005 SEATTLE	.254	141	488	61	124	33	3	45	4	2	2	48	74	12-11	3	.322	
2006 SEATTLE	.217	67	212	27	46	6	5	6	17	2	2	2	11	31	2-3	1	.260
ML TOTALS	.255	226	758	99	193	43	8	9	67	6	4	5	66	109	17-15	5	.317

DETAILED BREAKDOWN

AVG	2006				CAREER				CAREER BY BALLPARK								
	AB	H	HR	RBI	AVG	AB	H	HR	RBI	AVG	AB	H	HR	RBI			
.077	13	1	0	0	Baltimore	.225	40	9	1	5	Camden Yards	.286	14	4	1	2	
.200	10	2	0	0	Boston	.220	41	9	0	2	Fenway Park	.190	21	4	0	0	
.100	10	1	0	0	Chi. White Sox	.188	32	6	0	1	U.S. Cellular Field	.263	19	5	0	0	
.222	9	2	0	1	Cleveland	.194	36	7	0	1	Jacobs Field	.143	21	3	0	1	
.000	8	0	0	1	Detroit	.172	29	5	0	3	Comerica Park	.231	13	3	0	0	
.182	11	2	0	0	Kansas City	.268	41	11	0	3	Kauffman Stadium	.211	19	4	0	3	
.375	32	12	3	6	L.A. Angels	.342	111	38	3	12	Angel Stadium of Anaheim	.388	67	26	3	9	
.000	9	0	0	0	Minnesota	.130	46	6	1	3	Metrodome	.190	21	4	1	1	
					N.Y. Yankees	.258	31	8	0	1	Yankee Stadium	.250	8	2	0	0	
.208	24	5	0	2	Oakland	.337	89	30	0	7	McAfee Coliseum	.304	56	17	0	5	
					Seattle	—	—	—	—	—	Safeco Field	.240	363	87	1	33	
.250	4	1	0	0	Tampa Bay	.185	27	5	1	4	Tropicana Field	.364	11	4	1	4	
.400	10	4	0	0	Texas	.247	77	19	0	8	Ameritrust Field	.238	42	10	0	2	
					Toronto	.275	40	11	0	3	Rogers Centre	.250	28	7	0	1	
.214	14	3	1	2	Atlanta	.214	14	3	1	2	Chase Field	.214	14	3	1	2	
					Chi. Cubs	—	—	—	—	—	Turner Field	—	—	—	—	—	
					Cincinnati	—	—	—	—	—	Wrigley Field	—	—	—	—	—	
.083	12	1	0	0	Colorado	.083	12	1	0	0	Great American Ball Park	—	—	—	—	—	
					Florida	.500	2	1	0	0	Coors Field	—	—	—	—	—	
					Houston	—	—	—	—	—	Dolphins Stadium	.500	2	1	0	0	
.308	13	4	1	1	L.A. Dodgers	.308	13	4	1	1	Minute Maid Park	.308	13	4	1	1	
					Milwaukee	—	—	—	—	—	Dodger Stadium	—	—	—	—	—	
					N.Y. Mets	.375	8	3	0	2	Miller Park	—	—	—	—	—	
					Philadelphia	.250	12	3	0	1	Shea Stadium	—	—	—	—	—	
					Pittsburgh	—	—	—	—	—	Citizens Bank Park	—	—	—	—	—	
					St. Louis	—	—	—	—	—	PNC Park	—	—	—	—	—	
.240	25	6	0	3	San Diego	.244	45	11	0	7	Busch Stadium II	—	—	—	—	—	
.250	8	2	1	1	San Francisco	.250	8	2	1	1	PETCO Park	.182	22	4	0	3	
					Washington	.250	4	1	0	0	AT&T Park	—	—	—	—	—	
.196	97	19	1	5	at Home	.240	363	87	1	33	RFK Stadium	.250	4	1	0	0	
.235	115	27	5	12	Away	.268	395	106	8	34							
.217	212	46	6	17	Pre-ASG	.241	486	117	8	47							
					Post-ASG	.279	272	76	1	20							
.000	23	0	0	0	vs. LHP	.165	133	22	0	14							
.243	189	46	6	17	vs. RHP	.274	625	171	9	53							
.133	45	6	1	11	RISP	.206	180	37	1	54							
.125	8	1	0	2	Bases Loaded	.222	27	6	0	19							
.250	4	1	0	1	as PH	.333	15	5	0	2							
					as DH	—	—	—	—	—							
					in March	—	—	—	—	—							
.188	64	12	0	3	April	.217	143	31	0	10							
.273	55	15	2	7	May	.297	148	44	4	20							
.214	84	18	4	7	June	.220	159	35	4	13							
.111	9	1	0	0	July	.214	84	18	0	8							
					August	.250	92	23	1	4							
					September	.325	126	41	0	11							
					October	.167	6	1	0	1							

REED'S CAREER TRANSACTIONS

- Selected by the White Sox in the second round of the June 2002, draft.
- Acquired by Seattle from Chicago White Sox with Miguel Olivo (c) and Mike Morse (inf) in exchange for Freddy Garcia (rhp), Ben Davis (c) and cash on June 27, 2004.
- Placed on 15-day DL July 3, 2006 then transferred to the 60-day disabled list on July 7, 2006 with a fractured right thumb.



CHRIS REITSMA (33)

POSITION: Right-Handed Pitcher

AGE: 29 **BORN:** 12-31-77 in Minneapolis, MN

BATS: Right **THROWS:** Right **HEIGHT:** 6-5 **WEIGHT:** 235

ML SERVICE: 5 years, 152 days

CONTRACT STATUS: Signed thru 2007, with a club option for 2008

ACQUIRED: Signed by Seattle as a free agent, Jan. 5, 2007.

2006:

- Struggled with injured right arm for most of season, before injury forced him on DL for most of last four months.
- Converted 8 of 12 save opportunities.
- Stranded 7 of 9 inherited runners.
- Had a 3.95 ERA at home in 13 games and a 13.19 ERA in 14 road appearances.
- Earned a save in each of his first two appearances, going 1.1 IP on April 3 and 1.2 IP on April 5, both at the Dodgers.
- Earned his first win of the season with a scoreless ninth inning on May 13 vs. WASH.
- Notched his eighth save with a 1-2-3 ninth inning in 3-1 win at SD on May 22.
- Charged with season-high 5 runs in 0.2 IP on June 11 at HOU.
- On 15-day DL June 13 (retroactive to 6/12) to June 30 with ulnar neuritis in his right arm.
- Placed on the disabled list on July 2 with ulnar neuritis in his right arm...had ulnar nerve transposition surgery performed by Dr. James Andrews in Birmingham on July 18 and missed the remainder of the season.
- Pitched for Canada in the World Baseball Classic (1-0, 2.0 IP, 3 R/ER) during spring.

PERSONAL: Christopher Michael Reitsma (REETS-muh)...resides in Calgary, Alberta, Canada, with his wife, Janelle, and three daughters: Kylie, Emily and Allyson...graduated from Calgary Christian High School in Calgary, where he earned three varsity letters in basketball...pitched on the Canadian Junior National Team...in the Calgary Babe Ruth League went 6-0 with two no-hitters in seven games...was part of the MLB All-Star team that traveled to Japan, Nov. 5-14, 2004; during the eight-game exhibition series, in three appearances he went 1-0 with a 0.00 ERA over 3.0 IP, allowing one hit and had one strikeout...in the off-season he works with children with disabilities.

CAREER: Pitched with Cincinnati and Atlanta in the Majors, and has started, pitched in relief and closed during his career.

1996: Named Red Sox Minor League Pitcher of the Year in first pro season...had 32 strikeouts in 26.2 innings/10.8 strikeouts per 9 innings...allowed just one walk all season.

1997: At Michigan (A) went 4-1, 2.90 in nine starts before he suffered a fractured right elbow on June 4 at Rockford...did not pitch the rest of the season.

1998: At Sarasota (A) made only 8 starts because of a stress fracture in his right elbow.

1999: Spent the season at Sarasota in Florida State League and was 4-10, 5.61 in 19 GS.

2000: Combined to go 10-6, 3.03 with one complete game in 25 starts at Trenton (AA) and Sarasota...in 154.2 innings allowed just 135 hits and 38 walks with 105 strikeouts...did not pitch after his Aug. 31 trade to the Reds...at Trenton allowed just 10.03 baserunners per 9 innings, second-best ratio in the Eastern League, and 1.98 walks per 9 innings, fourth-best ratio in the EL...following the season played for Grand Canyon in the Arizona Fall League (13 G, 2-0-2, 1.44)...ranked third in the AFL in ERA.

2001: Led NL rookies in starts (36) and innings pitched (182.0) and ranked among the rookie leaders in strikeouts (3rd) and wins (15th)...ranked second on the Reds staff in starts, innings pitched, strikeouts and quality starts (16)...in the NL Rookie of the Month Award voting for April was the only player other than winner Albert Pujols of StL to receive votes...in April, led all NL Rookies in innings pitched (30.0) and tied for the lead in strikeouts (17)...on April 4 vs. Pittsburgh made his ML debut after 68 minor league appearances, including 67 starts; started but received no decision in the 6-5 loss (6 IP, 3 H, 2 ER, 1 BB, 4 K,

REITSMA'S CAREER HIGHS

MOST STRIKEOUTS: 7 - 4/18/02 vs. HOU (with CIN)

LOW-HIT GAME: 5 - 7/15/02 at MIL (with CIN)

LONGEST WINNING STREAK: 4 - 6/3-28/03 (with CIN)

LONGEST LOSING STREAK: 7 - 5/26-7/3/02 (with CIN)

MOST INNINGS PITCHED:

STARTER: 9.0 - 7/15/02 at MIL (with CIN)

RELIEVER: 4.0 - 5/21/03 vs. ATL (with CIN)

- 1 HR)...first strikeout victim was John Vander Wal...on April 9 at Pittsburgh started the first regular-season game at PNC Park and in the 8-2 win earned his first career victory (6+, 6.2, 1, 1, 5); he autographed one of the balls used in game for display in the National Baseball Hall of Fame...named NL Co-Player of the Week for the week ending April 15 (2 GS, 2-0, 0.68)...as a hitter recorded his first ML hit on April 14 at NYM (single off Al Leiter), his first RBI May 14 vs HOU (single off Wade Miller) and first extra-base hit on Aug. 20 vs StL (double off Woody Williams).
- 2002:** Made his first 19 appearances as a starter and 11 of his last 13 appearances out of the bullpen, including each of his last eight appearances (1.26 ERA)...went 4-10, 4.07 in his 21 starts and 2-2, 1.29 in 11 relief appearances...began season with Reds and went 4-8, 3.41 in 21 games (19 GS) before optioned to Louisville (AAA) July 31...made three starts for Louisville, including a four-hit complete game in 8-2 victory at Columbus Aug. 9... returned to Cincinnati Aug. 20...in his first nine starts through May 21, went 3-0, 2.59; in his last 12 starts went 1-10, 5.11, including a career-high seven-game losing streak May 26-July 3 (8 GS, 0-7, 4.37)...his first start of the second half snapped that skid with a 2-0 victory on July 15 at Milwaukee; was first career CG shutout, in his 47th career start.
- 2003:** Voted Reds Most Outstanding Pitcher by the local chapter of the BBWAA...in his last 47 appearances of the season (June 1-), was 6-3-12, 2.84...became Reds closer after Scott Williamson was traded to the Red Sox July 29...converted his last five save opportunities, 12 of his last 14 and 12 of 18 save opportunities overall...was 1-1, 7.27 in his three starts and 8-4, 3.51 in 54 relief appearances...made his last 53 appearances out of the bullpen...in his season debut April 23 vs. LA threw 8.0 shutout innings in the 3-0 victory (8.0 IP, 8 H, 1 BB, 2 K)...following start on April 29 at COL, was diagnosed with tendinitis in his right biceps muscle; did not pitch again until a relief appearance on May 6 vs. StL...May 21 vs Atlanta threw 4.0 shutout innings, longest relief outing of his career... recorded first save of pro career in 3-2 win Aug. 14 vs Arizona.
- 2004:** Traded from Cincinnati to Atlanta March 26 and appeared in an Atlanta franchise-record 84 games...tied for second in the NL with 31 holds...allowed just 3 of 19 inherited runners to score - all in the same game June 22 at FLA...claimed his fifth win Aug. 18 at SD...recorded his second save Sept. 25 vs. FLA.
- 2005:** Appeared in a team-high 76 games, the second consecutive year he led the Braves in appearances...15 saves established a career high (prev: 12 with Reds in 2003)...retired 57 of 76 (75%) of the first batters he faced...earned first save of season, 15th of his career, with 2.0 scoreless innings May 25 vs. NYM...took a liner off his right side (J.J. Hardy) in the ninth inning July 10 and had to leave the game; X-rays were negative... earned his first career Rolaids Man of the Month Award in July...converted nine straight save opportunities (7/3-8/4) prior to allowing four runs, getting a BS and loss at STL on Aug. 7 - his first blown save since June 29 at FLA...earned a save or win in 10 straight appearances from July 15-Aug. 4 (two wins, eight saves).
- POSTSEASON EXPERIENCE:** Appeared in Games 1, 3 and 5 of the 2004 Division Series vs. Houston...appeared in all four games of the 2005 Division Series vs. Houston, allowing six earned runs in 3.1 IP...tagged for four runs on three hits in 0.1 IP in Game 1, all on singles, a sacrifice bunt and inherited runners allowed by John Foster who followed... threw a scoreless eighth inning in Game 2...threw two scoreless innings in Game 4.
- AWARDS:** Voted Reds Pitcher of the Year in 2003 by local BBWAA chapter...Rolaids Relief Man of the Month, July 2005...NL Co-Player of the Week, April 15, 2001.

REITSMA'S CAREER TRANSACTIONS

- Selected by Boston Red Sox in the first round (34th overall) of the June 1996 draft.
- Selected by Tampa Bay in the minor league phase of the Rule 5 Draft, Dec. 13, 1999.
- Returned to the Red Sox organization, March 28, 2000.
- Acquired by the Cincinnati Reds with John Curtice (lhp) from Boston Red Sox in exchange for Dante Bichette (of), Aug. 31, 2000.
- Acquired by the Atlanta Braves from the Cincinnati Reds in exchange for Jung Kuen Bong (lhp) and Bubba Nelson (rhp), March 26, 2004.
- On disabled list (ulnar neuritis, right arm) from June 12-30, 2006.
- On disabled list (ulnar neuritis, right arm surgery), from July 2-remainder of 2006 season.
- Signed by Seattle as a free agent on Jan. 5, 2007.

REITSMA'S PLAYING RECORD

YEAR CLUB	W-L	ERA	G	GS	CG	SHO	SV	IP	H	R	ER	HR	BB	SO	WP	BK
1996 Red Sox - R	3-1	1.35	7	6	0	0	0	26.2	24	7	4	0	1	32	3	0
1997 Michigan	4-1	2.90	9	9	0	0	0	49.2	57	23	16	4	13	41	3	0
1998 Sarasota	0-0	2.84	8	8	0	0	0	12.2	12	6	4	0	5	9	0	0
1999 Sarasota	4-10	5.61	19	19	0	0	0	96.1	116	71	60	11	31	79	7	3
2000 Sarasota	3-4	3.66	11	11	0	0	0	64.0	57	29	26	3	17	47	0	0
Trenton	7-2	2.58	14	14	1	0	0	90.2	78	28	26	7	21	58	1	0
2001 CINCINNATI	7-15	5.29	36	29	0	0	0	182.0	209	121	107	23	49	96	5	0
2002 Louisville	2-0	3.86	3	3	1	0	0	21.0	17	10	9	2	8	13	1	0
CINCINNATI	6-12	3.64	32	21	1	1	0	138.1	144	73	56	17	45	84	4	0
2003 Louisville	1-2	4.00	4	4	0	0	0	18.0	22	10	8	1	5	11	0	0
CINCINNATI	9-5	4.29	57	3	0	0	12	84.0	92	41	40	14	19	53	2	0
2004 ATLANTA	6-4	4.07	84	0	0	0	2	79.2	89	38	36	9	20	60	1	0
2005 ATLANTA	3-6	3.93	76	0	0	0	15	73.1	79	32	32	3	14	42	2	0
2006 ATLANTA	1-2	8.68	27	0	0	0	8	28.0	46	27	27	7	8	13	0	0
ML Totals	32-44	4.58	312	53	1	1	37	585.1	659	332	298	73	155	348	14	0

BATTING	AVG.	AB	R	H	2B	3B	HR	RBI	SH	SF	HB	BB	SO
Career	.103	87	3	9	1	0	0	5	14	0	1	3	42

Last Hit — 4/23/03 vs. LAD Last Home Run — None

DIVISION SERIES

YEAR CLUB, OPP	W-L	ERA	G	GS	CG	SH	SV	IP	H	R	ER	HR	BB	SO	WP	BK
2004 ATL vs. HOU	0-0	18.00	3	0	0	0	0	3.0	5	6	6	2	1	2	1	0
2005 ATL vs. HOU	0-0	16.20	4	0	0	0	0	3.1	7	6	6	0	2	0	0	0
DS Totals	0-0	17.05	7	0	0	0	0	6.1	12	12	12	2	3	2	1	0

WORLD BASEBALL CLASSIC

YEAR CLUB	W-L	ERA	G	GS	CG	SH	SV	IP	H	R	ER	HR	BB	SO	WP	BK
2006 CANADA	1-0	13.50	2	0	0	0	0	2.0	2	3	3	0	1	1	0	0

DETAILED BREAKDOWN

2006							CAREER							CAREER BY BALLPARK							
W-L-S	ERA	G	IP	H	ER		W-L-S	ERA	G	IP	H	ER	W-L-S	ERA	G	IP	H	ER			
0-0-0	0.00	1	1.1	2	0		Baltimore	0-0-1	6.75	4	4.0	7	3	Camden Yards	0-0-0	0.00	1	0.2	0	0	
—	—	—	—	—	—		Boston	0-0-0	6.00	3	3.0	5	2	Fenway Park	0-0-0	18.00	1	1.0	2	2	
—	—	—	—	—	—		Chi. White Sox	0-0-0	4.50	2	2.0	1	1	U.S. Cellular Field	0-0-0	4.50	2	2.0	1	1	
—	—	—	—	—	—		Cleveland	2-1-0	5.63	5	16.0	23	10	Jacobs Field	2-0-0	3.00	2	9.0	10	3	
—	—	—	—	—	—		Detroit	1-1-0	3.00	2	9.0	7	3	Comerica Park	1-0-0	0.00	1	2.0	1	0	
—	—	—	—	—	—		Kansas City	1-1-0	18.00	2	2.0	6	4	Kauffman Stadium	—	—	—	—	—	—	
—	—	—	—	—	—		L.A. Angels	0-1-1	4.50	2	8.0	6	4	Angel Stadium of Anaheim	0-1-0	5.14	1	7.0	6	4	
—	—	—	—	—	—		Minnesota	0-0-0	4.26	1	6.1	7	3	Metrodome	0-0-0	4.26	1	6.1	7	3	
—	—	—	—	—	—		N.Y. Yankees	1-0-0	0.00	1	2.0	0	0	Yankee Stadium	—	—	—	—	—	—	
—	—	—	—	—	—		Oakland	0-1-0	5.40	1	6.2	7	4	McAfee Coliseum	—	—	—	—	—	—	
—	—	—	—	—	—		Seattle	0-1-0	9.53	1	5.2	7	6	Safeco Field	—	—	—	—	—	—	
—	—	—	—	—	—		Tampa Bay	1-0-0	0.00	1	1.2	1	0	Tropicana Field	1-0-0	0.00	1	1.2	1	0	
—	—	—	—	—	—		Texas	0-0-0	2.08	2	8.2	8	2	Ameriquen Field	0-0-0	2.08	2	8.2	8	2	
—	—	—	—	—	—		Toronto	1-0-0	0.00	1	2.0	2	0	Rogers Centre	—	—	—	—	—	—	
0-1-0	14.54	5	4.1	9	7		Arizona	1-2-3	4.33	15	27.0	26	13	Chase Field	1-2-2	4.05	8	20.0	20	9	
—	—	—	—	—	—		Atlanta	1-3-0	4.20	5	15.0	20	7	Turner Field	4-7-13	4.06	98	95.1	104	43	
0-0-0	13.50	2	1.1	4	2		Chi. Cubs	0-4-2	6.09	19	34.0	44	23	Wrigley Field	0-1-1	16.39	8	9.1	23	17	
—	—	—	—	—	—		Cincinnati	1-0-2	3.72	9	9.2	11	4	Great American Ball Park	8-3-6	3.46	35	54.2	54	21	
0-0-1	0.00	1	1.0	0	0		Colorado	1-5-1	9.31	15	29.0	49	30	Cook County Field	0-2-0	12.75	6	12.0	30	17	
0-0-1	9.82	4	3.2	5	4		Florida	2-1-2	3.27	25	33.0	32	12	Dolphin Stadium	0-1-0	7.62	11	13.0	19	11	
0-0-0	37.80	2	1.2	8	7		Houston	0-5-3	6.20	21	45.0	62	31	Minute Maid Park	0-2-2	7.98	10	14.2	23	13	
0-0-2	6.00	2	3.0	2	2		L.A. Dodgers	3-3-2	5.46	14	29.2	38	18	Dodger Stadium	2-1-2	6.39	8	12.2	18	9	
—	—	—	—	—	—		Milwaukee	2-2-1	3.97	21	56.2	51	25	Miller Park	1-1-1	2.38	12	34.0	20	9	
0-0-1	6.23	3	4.1	5	3		N.Y. Mets	1-2-4	2.64	29	47.2	41	14	Sheep Stadium	1-0-2	0.44	13	20.2	11	1	
0-0-1	0.00	1	1.0	0	0		Philadelphia	0-1-4	4.50	30	28.0	31	14	Citizens Bank Park	0-0-1	3.09	12	11.2	11	4	
—	—	—	—	—	—		Pittsburgh	4-3-4	3.96	18	36.1	39	16	PNC Park	1-1-1	3.97	6	11.1	15	5	
—	—	—	—	—	—		St. Louis	3-3-1	4.83	19	50.1	64	27	Bush Stadium II	1-1-1	8.31	5	4.1	6	4	
0-0-2	0.00	3	3.0	3	0		San Diego	1-2-2	3.06	12	17.2	17	6	PETCO Park	0-1-1	6.00	4	9.0	10	6	
0-1-0	27.00	1	0.2	2	2		San Francisco	1-1-1	4.15	8	13.0	14	8	AT&T Park	1-1-1	6.00	4	9.0	10	6	
1-0-0	0.00	2	2.2	5	0		Washington	4-1-3	2.48	24	36.1	33	10	RFK Stadium	1-0-0	0.00	4	5.1	7	0	
1-0-5	3.95	13	13.2	14	6		At Home	18-25-17	4.18	162	303.1	324	141	Busch Stadium I	0-2-1	7.99	11	23.2	41	21	
0-2-3	13.19	14	14.1	32	21		Away	14-19-20	5.01	150	282.0	335	157	Cinergy Field	7-17-0	4.55	37	166.1	184	84	
1-2-8	8.68	27	28.0	46	27		Pre-ASG	19-22-15	4.28	175	372.0	416	177	H.Bonham Stadium, PR	0-0-0	0.00	2	1.2	1	0	
—	—	—	—	—	—		Post-ASG	13-22-22	5.10	137	213.1	243	121	Olympic Stadium	1-0-0	1.98	4	13.2	11	3	
—	—	—	—	—	—		Starter	11-26-0	4.91	53	307.2	355	168	Qualcomm Stadium	0-1-0	1.93	3	9.1	8	2	
1-2-8	8.68	27	28.0	46	27		Relief	21-16-37	4.21	259	277.2	304	130	Veterans Stadium	0-0-2	8.31	3	4.1	7	4	
0-1-5	5.59	8	9.2	14	6		April	6-3-5	3.42	43	100.0	109	38	—	—	—	—	—	—	—	
1-1-3	7.30	13	12.1	17	10		May	5-11-4	4.79	61	126.0	142	67	—	—	—	—	—	—	—	
0-0-0	21.21	5	4.2	13	11		June	8-6-5	4.87	50	112.2	128	61	—	—	—	—	—	—	—	
0-0-0	0.00	1	1.1	2	0		July	6-7-8	3.66	53	91.0	100	37	—	—	—	—	—	—	—	
—	—	—	—	—	—		August	6-10-7	5.09	50	92.0	100	52	—	—	—	—	—	—	—	—
—	—	—	—	—	—		September	1-7-8	5.28	51	59.2	71	35	—	—	—	—	—	—	—	—
—	—	—	—	—	—		October	0-0-0	18.00	4	4.0	9	8	—	—	—	—	—	—	—	—



RENE RIVERA (30)

POSITION: Catcher

AGE: 23, turns 24 July 31

BORN: 7-31-83 in Bayamon, PR

BATS: Right **THROWS:** Right

HEIGHT: 5-10 **WEIGHT:** 208

ML SERVICE: 1 year, 71 days

CONTRACT STATUS: Signed through 2007

ACQUIRED: Mariners' second round pick in the 2001 June draft; signed by Mariners scouts Pedro Grifol and Rafael Santo Domingo.

2006:

- Among catchers with at least 25 games caught, ranked third in the Majors in catcher's ERA (3.62), first in the American League.
- Mariners were 19-16 in games he played in; 14-16 in his starts after losing all five September starts.
- Six of his 15 hits went for extra bases (4 doubles, 2 home runs).
- Homered in first at-bat June 17 at Baltimore to tie game 1-1.
- Caught pair of complete games: June 11 (Hernandez, 6-2 win) and June 17 (Meche, 8-1 win).
- Was 2-for-3 with homer, 2 RBI in 3-2 win July 9 vs. Detroit; two-run HR in fifth tied the game at 2-2.
- First career ML stolen base Sept. 3 at Tampa Bay.

PERSONAL: Rene Rivera...resides in Bayamon, PR...graduated from Papa Juan XXIII High School in Puerto Rico in May, 2001...named MVP of the 2001 Excellence Tournament held in Puerto Rico...on the provisional roster for Puerto Rico for the inaugural World Baseball Classic in 2006.

CAREER: Spent entire pro career in Mariners organization.

2001: Began pro career with Everett (A)...appeared in 15 games with the AquaSox before transferring to Peoria (R) on July 28...batted .338 (24x71) in 21 games with Peoria...played briefly with Carolina in the Puerto Rican Winter League...participated in the Mariners Arizona Instructional League.

2002: Spent all season with Everett...had 9-game hit streak from Aug. 22-30...named the catcher on the Northwest League Postseason All-Star Team...participated in 2002 Arizona Instructional League, and played winter ball with Carolina in Puerto Rico.

2003: Spent full season with Wisconsin (A)...batting average (.275) was second on the club...was second in home runs and fifth in doubles...caught 109 games as Timber Rattlers reached the postseason...set new career-highs in all offensive categories.

2004: Spent season at high-A Inland Empire in the California League...collected a career-high 22 doubles...named to mid-season California League All-Star Team...was hitting .270 on July 2, but hit just .138 (11x80) the rest of July to drop his season average to .235...hit .247 (47x190) on the road with 12 doubles all six HR and 32 RBI...helped 66ers pitchers finish second in California League in ERA...batted .241 (19x79) in 26 games with Carolina in the Puerto Rican Winter League.

2005: One of seven catchers to play for Seattle in 2005... started 12 games at catcher... began the season with San Antonio (AA)...recalled on May 15, but did not appear in a game before being optioned back to San Antonio on May 20...recalled again May 30... made his first ML start on May 31 and picked up his first ML hit, a single in the second inning off of Toronto's Chad Gaudin; finished 3-for-5 with an RBI...career-high five-game hitting streak, May 31-June 12 (8x19/.421)...hit first big league home run on June 26 at San Diego, a three-run shot in the seventh inning off Woody Williams; the three RBI were a career-high...optioned to San Antonio on June 28...played 57 games with Missions... transferred to Tacoma on Aug. 4...on 15-day disabled list Aug. 24-Sept. 3 with right shoulder tendinitis...recalled from Tacoma Sept. 17...hit .467 (7x15) in six games after his recall from Tacoma.

<p>RIVERA'S CAREER HIGHS</p> <p>MOST HITS: 3 — 3 times; last done 9/23/05 at DET</p> <p>MOST HOME RUNS: 1 — 3 times; last done 7/9/06 vs. DET</p> <p>MOST RBIs: 3 — 6/26/05 at SD</p> <p>MOST STOLEN BASES: 1 — 9/3/06 at TB</p> <p>LONGEST HITTING STREAK: 5 — 5/31-6/12/05</p> <p>CAREER GRAND SLAMS: None</p>

RIVERA's PLAYING RECORD

YEAR	CLUB	AVG.	G	AB	R	H	2B	3B	HR	RBI	SH	SF	HB	BB	SO	SB-CS	E	OBP
2001	Everett	.089	15	45	3	4	1	0	2	3	1	1	0	1	19	0-0	1	.106
	Peoria	.338	21	71	13	24	4	0	2	12	0	1	2	11	0-0	4	.360	
2002	Everett	.242	62	227	29	55	18	1	1	26	1	3	9	16	38	5-2	7	.314
	Wisconsin	.275	116	407	39	112	19	0	9	54	1	5	7	38	81	2-2	11	.344
2003	Inland Empire	.235	107	379	41	89	22	1	6	53	4	4	9	28	70	0-1	7	.300
	SEATTLE	.000	2	3	0	0	0	0	0	0	0	0	0	0	1	0-0	0	.000
2005	San Antonio	.278	57	212	20	59	14	1	2	21	1	0	1	7	35	1-0	4	.305
	Tacoma	.204	14	49	3	10	3	0	1	6	0	0	0	2	12	0-1	0	.235
	SEATTLE	.396	16	48	3	19	3	0	1	6	1	0	0	1	11	0-0	3	.408
2006	SEATTLE	.152	35	99	8	15	4	0	2	4	3	0	1	3	29	1-0	3	.184
	ML Totals	.227	53	150	11	34	7	0	3	10	4	0	1	4	41	1-0	6	.252

DETAILED BREAKDOWN

2006					Career					CAREER BY BALLPARK					
AVG.	AB	H	HR	RBI	AVG.	AB	H	HR	RBI	AVG.	AB	H	HR	RBI	
.100	10	1	1	1	Baltimore	.100	10	1	1	Camden Yards	.125	8	1	1	1
.375	8	3	0	0	Boston	.375	8	3	0	Fenway Park	.500	4	2	0	0
.000	8	0	0	0	Chi. White Sox	.000	8	0	0	U.S. Cellular Field	.000	5	0	0	0
.000	3	0	0	0	Cleveland	.000	3	0	0	Jacobs Field	.000	3	0	0	0
.400	5	2	1	2	Detroit	.455	11	5	1	Comerica Park	.500	6	3	0	1
—	—	—	—	—	Kansas City	—	—	—	—	Kauffman Stadium	—	—	—	—	—
.167	6	1	0	0	L.A. Angels	.143	7	1	0	Angel Stadium of Anaheim	.143	7	1	0	0
.000	6	0	0	0	Minnesota	.000	6	0	0	Metrodome	.000	3	0	0	0
.111	9	1	0	0	N.Y. Yankees	.111	9	1	0	Yankee Stadium	.000	4	0	0	0
.143	7	1	0	0	Oakland	.214	14	3	0	McAfee Coliseum	—	—	—	—	—
—	—	—	—	—	Seattle	—	—	—	—	Safeco Field	.241	83	20	1	5
.000	10	0	0	0	Tampa Bay	.143	14	2	0	Tropicana Field	.000	4	0	0	0
.333	3	1	0	0	Texas	.300	10	3	0	Ameriquest Field	.000	1	0	0	0
.200	10	2	0	1	Toronto	.333	15	5	0	Rogers Centre	.000	2	0	0	0
.000	0	0	0	0	Arizona	.000	0	0	0	Chase Field	.000	0	0	0	0
—	—	—	—	—	Atlanta	—	—	—	—	Turner Field	—	—	—	—	—
—	—	—	—	—	Chi. Cubs	—	—	—	—	Wrigley Field	—	—	—	—	—
—	—	—	—	—	Cincinnati	—	—	—	—	Great American Ball Park	—	—	—	—	—
.000	3	0	0	0	Colorado	.000	3	0	0	Coors Field	—	—	—	—	—
—	—	—	—	—	Florida	.500	2	1	0	Dolphin Stadium	.500	2	1	0	0
—	—	—	—	—	Houston	—	—	—	—	Minute Maid Park	—	—	—	—	—
.500	2	1	0	0	L.A. Dodgers	.500	2	1	0	Dodger Stadium	.500	2	1	0	0
—	—	—	—	—	Milwaukee	—	—	—	—	Miller Park	—	—	—	—	—
—	—	—	—	—	N.Y. Mets	.750	4	3	0	Shea Stadium	—	—	—	—	—
—	—	—	—	—	Philadelphia	.000	4	0	0	Citizens Bank Park	—	—	—	—	—
—	—	—	—	—	Pittsburgh	—	—	—	—	PNC Park	—	—	—	—	—
—	—	—	—	—	St. Louis	—	—	—	—	Busch Stadium II	—	—	—	—	—
.400	5	2	0	0	San Diego	.375	8	3	1	PETCO Park	.375	8	3	1	3
.000	4	0	0	0	San Francisco	.000	4	0	0	AT&T Park	—	—	—	—	—
—	—	—	—	—	Washington	.250	8	2	0	RFK Stadium	.250	8	2	0	0
.151	53	8	1	3	at Home	.241	83	20	1	5					
.152	46	7	1	1	Away	.209	67	14	2	5					
.196	46	9	2	3	Pre-ASG	.266	79	21	3	8					
.113	53	6	0	1	Post-ASG	.183	71	13	0	2					
.087	23	2	1	2	vs. LHP	.176	34	6	1	3					
.171	76	13	1	2	vs. RHP	.241	116	28	2	7					
.217	23	5	1	3	RISP	.231	39	9	2	8					
.000	1	0	0	0	Bases Loaded	.000	1	0	0	0					
—	—	—	—	—	as PH	.000	4	0	0	0					
—	—	—	—	—	As DH	—	—	—	—	—					
—	—	—	—	—	in March	—	—	—	—	—					
.231	13	3	1	1	April	.231	13	3	1	1					
.000	10	0	0	0	May	.200	15	3	0	1					
.235	17	4	0	0	June	.289	45	13	1	4					
.158	19	3	1	3	July	.158	19	3	1	3					
.095	21	2	0	0	August	.095	21	2	0	0					
.158	19	3	0	0	September	.258	31	8	0	1					
—	—	—	—	—	October	.333	6	2	0	0					

RIVERA's CAREER TRANSACTIONS

— Mariners' second round pick in the 2001 June draft; signed by Mariners scouts Pedro Grifol and Rafael Santo Domingo.



RYAN ROWLAND-SMITH (18)

POSITION: Left-Handed Pitcher

AGE: 24 **BORN:** 1-26-83 in Sydney, Australia

BATS: Left **THROWS:** Left **HEIGHT:** 6-3 **WEIGHT:** 205

ML SERVICE: None

CONTRACT STATUS: Signed thru 2007

ACQUIRED: Signed as a non-drafted free agent Nov. 19, 2000; signed by Mariners scout Barry Holland.

2006:

- Started the season on DL with a left elbow strain...reinstated June 2.
- Did not allow an earned run in five of his seven appearances with Inland Empire (A).
- Transferred to San Antonio (AA) on June 21.
- Struck out a season-high 7 batters in 4.0 innings on Aug. 25 vs. Midland.
- Season-high 11.1 consecutive IP without allowing an earned run Aug. 20-Sept. 2.
- Limited opponents to a .241 average, including a .188 clip vs. lefties.
- Was 0-1, 1.50 ERA with a save while striking out 23 batters in nine games in August.
- Played with the Peoria Javelinas in the Arizona Fall League.

PERSONAL: Ryan Rowland-Smith...resides in Newcastle, Australia...graduated from Newcastle High School in Dec., 2000...first player from Newcastle to be signed to a professional contract...was the Newcastle Baseball Player of the Year as a 16- and 18-year-old...on the provisional roster for Australia for the inaugural World Baseball Classic.

CAREER: Spent entire pro career in the Mariners organization.

2001: Began pro career with Peoria (R)...made 17 relief appearances, allowing just one home run in 33.1 IP...took part in the Mariners Arizona Instructional League.

2002: Split season between Wisconsin (A) and Everett (A)...pitched in 12 games with Wisconsin...transferred to Everett June 24...did not allow an earned run in 6 consecutive games July 6-24 (17.1 IP)...finished July 3-0 with 2 saves and a 0.70 ERA (2 ER, 25.2 IP).

2003: Had a 1.90 ERA and 52 strikeouts combined between Wisconsin and Inland Empire (A)...began season with Wisconsin appearing in 13 games...did not allow an earned run 15.2 innings (6 games) from April 21-May 13...named to Midwest League All-Star Team...promoted to Inland Empire June 19...tossed 8.1 innings (7 games) without allowing an earned run from July 14-Aug. 9.

2004: Spent full season with Inland Empire...split season between the bullpen and rotation, going 2-0 with three saves and a 4.15 ERA (16 ER, 34.2 IP) as a reliever and 3-3 with a 3.46 ERA (25 ER, 65.0 IP) as a starter...struck out 119 batters in 99.2 IP, tied for seventh among all Mariner farmhands...played for Australia in 2004 Summer Olympics, making four relief appearances (2-0, 1.23; 1 ER, 7.1 IP with 6 H, 5 BB and 5 SO).

2005: Selected by Minnesota in the Major League portion of the 2004 Rule 5 draft...returned to Seattle on March 25...spent season with San Antonio, setting career-high with 122.0 IP...was 2-2 with a 3.16 ERA in 16 relief appearances and 4-5 with a 4.76 ERA in 17 GS...allowed three or less runs in 12 of 17 starts...struck out a season-high seven batters in 6.0 innings on May 24 vs. Tulsa...on DL with tendinitis in right knee, July 21-28...tossed 12.2 innings in relief (8 games) without allowing an earned run, Aug. 14-Sept. 4.

ROWLAND-SMITH'S PLAYING RECORD

YEAR CLUB	W-L	ERA	G	GS	CG	SHO	SV	IP	H	R	ER	HR	BB	SO	WP	BK
2001 Peoria	1-1	2.97	17	0	0	0	5	33.1	25	11	11	9	39	0	0	
2002 Wisconsin	1-2	6.75	12	8	0	0	0	41.1	50	39	31	7	19	38	1	4
Everett	4-1	2.77	18	6	0	0	2	61.2	58	22	19	4	22	58	4	3
2003 Wisconsin	3-1	1.11	13	0	0	0	1	32.1	22	13	4	0	14	37	0	0
Inland Empire	0-1	3.20	15	0	0	0	0	19.2	12	9	7	0	8	15	0	1
2004 Inland Empire	5-3	3.79	29	12	0	0	3	99.2	107	50	42	10	30	119	5	1
2005 San Antonio	6-7	4.35	33	17	0	0	0	122.0	133	72	59	7	51	102	15	2
2006 Inland Empire	0-1	5.68	7	0	0	0	0	6.1	8	7	4	1	2	9	1	0
San Antonio	1-3	2.83	23	1	0	0	4	41.1	38	18	13	2	18	48	2	0

CAREER TRANSACTIONS

- Signed as a non-drafted free agent Nov. 19, 2000; signed by Mariners scout Barry Holland.
- Selected by Minnesota in the 2004 ML Rule 5 draft; returned to Seattle 3/25/2005.



RICHIE SEXSON (44)

POSITION: First Baseman

AGE: 32 **BORN:** 12-29-74 in Portland, OR

BATS: Right **THROWS:** Right **HEIGHT:** 6-8 **WEIGHT:** 237

ML SERVICE: 8 years, 93 days

CONTRACT STATUS: Signed through 2008

ACQUIRED: Signed as a free agent, Dec. 15, 2004.

2006:

- Just the second player in franchise history with 30-or-more homers and 40-or-more doubles in a single season (Alex Rodriguez, 1996, 54 doubles, 36 homers).
- One of five Major Leaguers to collect 40-or-more doubles, 30-or-more homers and 100-or-more RBI in '06 (Matt Holliday, Mark Teixeira, Chase Utley, Vernon Wells).
- Cracked a single-season franchise-record 5 grand slams, breaking Edgar Martinez' 2000 record (4)...fell just one shy of tying the Major League record...one of just five players all-time with 5-or-more grand slams in a season.
- Was 8x15 (.533) with 5 homers and 31 RBI when batting with the bases loaded...is now 44x118 (.373) with 14 HR and 146 RBI for his Major League career.
- Became the sixth player in club history (11th time) to collect 40 doubles (career high) in a season, joining Edgar Martinez, Alex Rodriguez, John Olerud, Ken Griffey, Jr., and Joey Cora.
- Hit 30-or-more homers (34) for the seventh time in his Major League career (fifth time in past seven seasons).
- Drove in 107 runs, reaching 100-or-more RBI for the sixth time (fifth time in past six seasons).
- Ranked tied for fifth in the American League with 74 extra-base hits...also second in the AL with 154 strikeouts.
- Batted .322 (84x261) with 18 homers and 48 RBI after the All-Star break...hit .362 (64x177) from Aug. 8 through the end of the season.
- Hit .365 (38x104) with 6 homers and 18 RBI in September...batted .304 (28x92) with 4 home runs and 16 RBI in August.
- Had two eight-game hitting streaks, April 12-19 and Sept. 2-10.
- Notched a career-high five hits on June 25 at San Diego, including two homers...one of three multi-home run games during the season.
- Drove in 4 or more runs seven times, including 5 twice (April 4 vs. Angels, June 3 vs. Kansas City).
- Blasted the eighth game-ending grand slam in Mariners history on Aug. 8 vs. Tampa Bay...had other walk-off homer on July 23 vs. Boston...hit the game-winning homer on the road in the 13th inning against the Angels on May 13.
- His nine homers in July ranked tied for third in the American League...collected 26 RBI in June, third highest total in AL.

PERSONAL: Richmond Lockwood (Richie) Sexson...resides in Vancouver, WA with his wife, Kerry, son Gavin (5/5/05) and twins: son Preston and daughter Ayla (8/14/06)...graduated from Prairie High School in Brush Prairie, WA, in 1993, earning All-State honors in football, basketball and baseball...set school record for RBI during prep career...enjoys golfing, fishing and attending NBA games regularly in the off-season...Kerry is an avid photographer.

CAREER: Has 24 career multiple-home run games, including a pair of 3-homer contests...ranks fifth on the Seattle's all-time list with eight grand slams...he is tied for 12th all-time

SEXSON'S CAREER HIGHS

MOST HITS: 5 - 6/25/06 at SD

MOST HOME RUNS: 3 - twice;

last 4/25/03 at ATL (with MIL)

22 2-HR games; last done 9/22/06 at CWS

MOST RBI: 7 - 4/18/02 vs. STL (with MIL)

Has 16 5-RBI games and 21 4-RBI games

MOST STOLEN BASES: 1 - 12 times;

last 6/16/06 vs. SF

LONGEST HITTING STREAK:

15 - 7/1 - 18/03 (with MIL)

CAREER GRAND SLAMS: 14 - last done;

9/8/06 vs. TEX

SEXSON (continued)

among Major Leaguers with 14.

- 1993:** Spent first professional season at Burlington (A)...hit only one home run in 97 at-bats.
- 1994:** Recorded a 19-game hitting streak from April 29-May 20 with Columbus (A).
- 1995:** Won the Tribe's Lou Boudreau Award as the top minor league position player, spending the entire season at Kinston (A)...was the MVP of the Carolina League and named to the Post-Season All-Star team...led Carolina League in hits, total bases, doubles, RBI and extra base hits, while finishing second in average, runs, slugging percentage, tied for third in games, at bats and finished fourth in home runs...led all Carolina League first basemen in total chances, putouts, assists and double plays...was named Carolina League's "Best Batting Prospect", "Best Power Prospect" and "Best Defensive First Baseman" by *Baseball America*...he hit 3 homers and drove in 8 runs on Aug. 3 at Lynchburg.
- 1996:** Spent the entire season with Canton-Akron (AA), leading the club in doubles, games and at bats...his 85 runs were fifth in the Eastern League and 22 doubles ranked second...played with the Scottsdale Scorpions of the Arizona Fall League following the season.
- 1997:** Had a banner season at Buffalo, earning a berth on the Mid-season All-Star team and a place on the American Association Post-Season All-Star Team...became the first Bison to lead the league in homers (31)...his 88 RBI ranked third in the league and his .530 slugging percentage ranked second...earned Buffalo co-MVP honors with Bruce Aven...missed over a month of the season after suffering a dislocated right shoulder in the second game of the year April 5, going on the disabled list until May 6...recalled to Cleveland on Sept. 12 after the playoffs and made his Major League debut two days later in Comiskey Park in a pinch-hit appearance, collecting a hit in his first at-bat with an infield single off Tony Castillo in the eighth inning...played for Arcibo in Puerto Rican Winter League after the season.
- 1998:** Spent majority of the first half in Buffalo, earning a spot on the International League All-Star team...was recalled for the first time on June 27, appearing twice before returning to Buffalo during the All-Star break...Richie was recalled for a second time on July 23 after Shawon Dunston was traded to San Francisco, then optioned back to AAA on Aug. 7...was back in the Majors on Aug. 8th...hit his first ML home run on Aug. 17 off of Tampa Bay's Wilson Alvarez...recorded first career 4-hit game on Aug. 26 vs. Seattle...enjoyed first career 2-homer game on Aug. 29 vs Oakland, then followed the next night with his first career grand slam (off Tim Worrell)...became the fourth Indians rookie since 1981 to hit 10-plus homers in a season joining Joe Carter (13 in 1984), Cory Snyder (24 in 1986) and Manny Ramirez (17 in 1994).
- 1999:** In first full season at the big league level with Cleveland, drove in 116 runs, good for 12th among American League sluggers...made 21 starts at designated hitter, 53 starts at first base, 40 starts in left field and one start in right field...had 5 RBI May 19 at Comiskey Park, highlighted by his second career grand slam (off Bryan Ward)...had 5 RBI and 4 hits on Aug. 31 vs. Anaheim, featuring the go-ahead 3-run homer off of Troy Percival in a 14-12 win...had a pair of multi-homer games (June 9 vs. Milwaukee and July 27 vs. Detroit)...became the first Indian since May 7, 1998 (Omar Vizquel) to hit 2 triples in a game when he accomplished the feat on Sept. 30 vs Toronto...his 7 triples topped the Tribe and tied for ninth best in the AL.
- 2000:** Started year in Cleveland, splitting time between first base and left field...hit his lone career pinch homer on July 6 vs. Toronto...had a 1.000 fielding pct. as an outfielder, recording a trio of outfield assists, including 2 in the same game on July 22 at Minnesota...hit his third career grand slam in that contest in Minnesota...was traded to Milwaukee on July 28 with pitchers Paul Rigdon and Kane Davis and a player-to-be-named (Marcos Scutaro) in exchange for pitchers Bob Wickman, Jason Bere and Steve Woodard...made his Brewers debut on July 30 vs. Colorado...homered in 3 consecutive games from Aug. 21-23, all at Bank One Ballpark...Milwaukee went 30-27 after his acquisition, and was 10-4 in games that he homered...he had a .991 fielding percentage as a first baseman for the Brewers...earned the Brewers Manager's Award.
- 2001:** Sixth in the NL in home runs (45), tied for ninth in RBI (125)...Brewers were 22-16 when he homered...connected for career-best 6 multi-homer games: May 24 vs St. Louis, July 29 vs San Diego, Aug. 27 vs Pittsburgh, Sept. 1 vs Houston, Sept. 25 at Arizona and Oct. 3 vs St. Louis...had a quartet of 5-RBI games (Aug. 27 vs Pittsburgh, Sept. 25 at Arizona, Oct. 3 vs St. Louis and Oct. 7 vs Arizona)...homered in 3 consecutive games June 17-19 and Oct. 2-4...paired with Jeremy Burnitz to become the first teammates in Major League

history to each hit 3 home runs in the same game on Sept. 25 at Bank One Ballpark... hit his 100th career home run on Aug. 8 at New York off Armando Benitez...batted .335 (52x155) with 16 home runs and 47 RBI over his last 42 games...became just the third Brewer in franchise history to hit 40 home runs in a season when he went deep on Sept. 29 at Colorado.

2002: Hampered by a sore hamstring for much of the second half, but still led the Brewers in runs (86), hits (159), doubles (37), home runs (29), RBI (102) and walks (70)...was named the Brewers MVP...NL Player-of-the-Week for July 22-28, when he hit .550 (11x20) with 2 doubles, 2 home runs and 9 RBI...hit .320 in May, then .300 in June posting the best first-half of his career, earning a spot on the 2002 All-Star team in his home field Miller Park...advanced to second round of the Century 21 Home Run Derby, highlighted by a 480-foot homer onto the base of Bernie Brewer's slide in the first round...recorded a pair of 2-homer games, July 20 at Colorado and April 18 vs St. Louis...had a pair of grand slams, May 12 at Wrigley Field (Ron Mahay) and Aug. 29 vs. the Cubs (Kyle Farnsworth), the fifth and sixth bases loaded homers of his career...joined Jose Hernandez (April 12, 2001) and Ted Kubiak (July 18, 1970) as only the third Brewer to drive in 7 runs in a game, April 18 vs. St. Louis.

2003: Was the only Major Leaguer to play every inning of every game, the first player to accomplish the feat since Detroit's Travis Fryman in 1995 (144-game schedule)... according to the Elias Sports Bureau, was the first player to play every inning in a 162-game season since 1986 when Cal Ripken played every inning for the Baltimore Orioles... named to second consecutive All-Star Game, going 0-for-2 in the contest held at U.S. Cellular Field; participated in the Century 21 Home Run Derby, but was eliminated in the first round...tied a career best with a team leading 45 home runs, while falling one short of his personal best in RBI with 124...finished second in the NL in roundtrippers and fourth in RBI...became first Milwaukee Brewer right-handed batter to record three consecutive 100-RBI seasons, one more than Gorman Thomas (1979-80)...home run total tied the club record he had previously shared with Thomas (1979)...led the Brewers in HR in each of his three full seasons in Milwaukee...belted the 150th homer of his career on April 15 vs St. Louis (off Garrett Stephenson)...recorded second career 3-homer game on April 26 at Atlanta, while setting a franchise record with 14 total bases, one more than Hall of Famer Paul Molitor's 13 in 1982...had three, 2-homer games: Aug. 6 vs. Atlanta, Sept. 13 at San Francisco and Sept. 26 at Houston... tied club mark for most home runs in April with 9...drove in 500th career run May 20 vs. San Diego...career-high 15-game hitting streak July 1-18, hitting .286 (16x56)...equaled personal single-game best with 4-hit games on April 26 at Atlanta, June 19 vs St. Louis and July 26 at Colorado...tied for eighth in the NL with a career-high 98 walks, while finishing fourth in the loop in total bases (332) and strikeouts (151), fifth in home run ratio (13.5), seventh in RBI ratio (4.9), eighth in at bats (606), tied for eighth in extra base hits (75) and ninth in slugging percentage (.548)...hit .293 (51x174) with RISP, including a .359 mark (23x64) with two outs...he committed 11 errors in 1,504 chances at first base for a .993 fielding percentage.

2004: First, and only, season in Arizona was cut short by injury...still produced 23 RBI in 23 games, while collecting 4 doubles and 9 HR...hit two home runs April 25 vs. San Diego, his 18th career multi-homer game, the 16th two-homer game...on April 26 hit career home run #200, a massive shot off the JumboTron in Bank One Ballpark; blast was estimated at 503 feet...suffered a subluxation of his left shoulder with a bruised humeral head and slight tear of his labrum while attempting to check his swing in the 8th inning vs. Cubs on April 28 and was placed on the disabled list April 29...injury snapped consecutive innings played streak at 1,642 played over 183 games dating back to 2003 when he played every inning of every game...activated from DL on May 21 at Florida and was 1x5...on May 22, re-injured the shoulder on checked swing; he returned to the DL May 23...had arthroscopic surgery on June 4 (performed by Dr. Michael Lee) to repair a torn labrum...spent remainder of season rehabbing shoulder following surgery.

2005: Voted the Mariners Most Valuable Player by the Seattle Chapter of the Baseball Writers Association of America...first season with the Mariners and first campaign in the American League since 2000, batted .263 (147x558) with 99 runs, 39 homers and 121 RBI...candidate for AL Comeback Player of the Year, ranked among the league leaders in home runs (6th/39), RBI (6th/121), walks (4th/89), slugging percentage (7th/.541), extra-base hits (T-6th/76) and strikeouts (1st/167)...fifth in home runs (14.3) and RBI ratio (4.6).

SEXSON (continued)

scored a career-high 99 runs...home run and RBI totals were both the third-highest of his Major League career...his 36 doubles were one shy of tying his 2002 career best... established a Safeco Field record with 21 homers...set a club record with 38 home runs and 116 RBI as a first baseman...hit .333 (41x123) vs. left-handers, .244 (106x435) against right-handers...batted .286 (20x70) with four home runs and 15 RBI over 18 Interleague games...batted .370 (34x92) with nine homers and 24 RBI in July...drove in 25 runs in September, ranking fourth in the AL...notched a season-high seven-game hitting streak from Sept. 5-12, hitting .417 (10x24)...his 89 walks were the second-most of his Big League career...tied for both the American League and Major League lead with a career-high three grand slams, May 8 at Boston, Aug. 20 at Minnesota and Sept. 19 at Toronto...served one-game suspension on Sept. 23 for June 18 ejection against the New York Mets...homered twice on Opening Day, becoming just the ninth player to homer in his first at-bat as a Mariner...was one of three two-homer games, also July 27 vs. Detroit and Aug. 20 at Minnesota...had 21 multi-homer games...had a season-high three hits six times (last, Sept. 29 vs. Texas)...tied his career high (fourth time) with four runs on July 27 vs. Detroit...also equaled his career high of two doubles twice (15th time).

POSTSEASON EXPERIENCE: Appeared in three Division Series games in 1998 (vs. Boston) and was 0x2...was 0x6 in three ALCS games in 1998...was 1x6 (.167) with an RBI in three Division Series games against Boston in 1999.

AWARDS: All-Star Games: 2002, 2003...voted the Mariners MVP in 2005 by the Seattle Chapter of the BBWAA.

SEXSON'S PLAYING RECORD

YEAR/CLUB	AVG.	G	AB	R	H	2B	3B	HR	RBI	SH	SF	HP	BB	SO	SB-CS	E	OBP
1993 Burlington	.186	40	97	11	18	3	0	1	5	2	1	1	18	21	1-1	4	.316
1994 Columbus	.273	130	488	88	133	25	2	14	77	0	5	14	37	87	7-3	10	.338
1995 Kinston	.306	131	494	80	151	34	0	22	85	0	7	10	43	115	4-6	12	.368
1996 Canton-Akron	.276	133	518	85	143	33	3	16	76	0	5	6	39	118	2-1	11	.331
1997 Buffalo	.260	115	434	57	113	20	2	31	89	3	4	4	27	87	5-1	4	.307
CLEVELAND	.273	5	11	1	3	0	0	0	0	0	0	0	0	2	0-0	0	.273
1998 Buffalo	.297	89	344	58	102	20	1	21	74	0	5	3	50	68	1-2	3	.386
CLEVELAND	.310	49	174	28	54	14	1	11	35	0	0	3	6	42	1-1	6	.344
1999 CLEVELAND	.255	134	479	72	122	17	7	31	116	0	8	4	34	117	3-3	7	.305
2000 CLEVELAND	.256	91	324	45	83	16	1	16	44	0	3	4	25	96	1-0	1	.315
MILWAUKEE	.296	57	213	44	63	14	0	14	47	0	1	3	34	63	1-0	5	.398
2001 MILWAUKEE	.279	158	598	94	162	24	3	45	125	0	3	6	60	178	2-4	8	.342
2002 MILWAUKEE	.279	157	570	86	159	37	2	29	102	0	4	8	70	136	0-0	7	.363
2003 MILWAUKEE	.272	162	606	97	165	28	2	45	124	0	5	9	98	151	2-3	11	.379
2004 ARIZONA	.233	23	90	20	21	4	0	9	23	0	0	0	14	21	0-0	1	.337
2005 SEATTLE	.263	156	558	99	147	36	1	39	121	0	3	6	89	167	1-1	7	.369
2006 SEATTLE	.264	158	591	75	156	40	0	34	107	0	4	4	64	154	1-1	4	.338
SEATTLE TOTALS	.264	314	1149	174	303	76	1	73	228	0	7	10	153	321	2-2	11	.353
AL TOTALS	.265	593	2137	320	565	123	10	131	423	0	18	21	218	578	7-6	25	.335
NL TOTALS	.274	557	2077	341	570	107	7	142	421	0	13	26	276	549	5-7	32	.365
ML TOTALS	.269	1150	4214	661	1135	230	17	273	844	0	31	47	494	1127	12-13	57	.350

DIVISION SERIES

YEAR CLUB	AVG.	G	AB	R	H	2B	3B	HR	RBI	SH	SF	HP	BB	SO	SB-CS
1998 CLE vs. BOS	.000	3	2	0	0	0	0	0	0	0	0	0	2	1	0-0
1999 CLE vs. BOS	.167	3	6	1	1	0	0	0	1	0	0	0	1	3	0-0
DS TOTALS	.125	6	8	1	1	0	0	0	1	0	0	0	3	4	0-0

LEAGUE CHAMPIONSHIP

YEAR CLUB	AVG.	G	AB	R	H	2B	3B	HR	RBI	SH	SF	HP	BB	SO	SB-CS
1998 CLE vs. NY	.000	3	6	0	0	0	0	0	0	0	0	0	0	3	1-0

ALL-STAR GAME

YEAR CLUB, SITE	AVG.	G	AB	R	H	2B	3B	HR	RBI	SH	SF	HP	BB	SO	SB-CS
2002 NL, Milwaukee	.000	1	1	0	0	0	0	0	0	0	0	0	0	0	0-0
2003 NL, Chicago (AL), 000	1	2	0	0	0	0	0	0	0	0	0	0	0	0	0-0
ASG Totals	.000	2	3	0	0	0	0	0	0	0	0	0	0	0	0-0

DETAILED BREAKDOWN

AVG.	2006					Career	Career					Career by Ballpark				
	AB	H	HR	RBI	AVG.		AB	H	HR	RBI	AVG.	AB	H	HR	RBI	
.176	34	6	2	9	Baltimore	.258	155	40	8	36	Camden Yards	.205	83	17	2	11
.270	37	10	1	2	Boston	.209	115	24	8	18	Fenway Park	.222	36	8	2	8
.200	30	6	3	5	Chi. White Sox	.293	147	43	13	33	U.S. Cellular Field	.237	76	18	7	18
.114	35	4	2	6	Cleveland	.210	81	17	4	12	Jacobs Field	.272	551	150	39	110
.250	32	8	0	1	Detroit	.238	164	39	9	26	Comerica Park	.242	62	15	2	6
.333	33	11	2	11	Kansas City	.279	154	43	9	37	Kauffman Stadium	.284	74	21	3	20
.267	75	20	5	17	L.A. Angels	.245	204	50	13	40	Angel Stadium of Anaheim	.240	100	24	5	18
.242	33	8	2	3	Minnesota	.276	221	61	15	50	Metrodome	.296	115	34	7	27
.333	24	8	3	8	N.Y. Yankees	.245	106	26	8	18	Yankee Stadium	.200	40	8	4	9
.310	58	18	2	7	Oakland	.251	207	52	10	34	McAfee Coliseum	.226	93	21	2	11
—	—	—	—	—	Seattle	.345	55	19	4	11	Safeco Field	.258	594	153	40	122
.233	30	7	2	8	Tampa Bay	.326	92	30	3	17	Tropicana Field	.400	45	18	1	7
.296	71	21	2	9	Texas	.256	195	50	7	27	Ameriquest Field	.263	95	25	4	8
.333	30	10	2	4	Toronto	.322	152	49	10	38	Rogers Centre	.347	95	33	5	26
.214	14	3	0	4	Arizona	.319	91	29	9	32	Chase Field	.298	104	31	12	33
—	—	—	—	—	Atlanta	.219	64	14	8	18	Turner Field	.182	33	6	4	9
—	—	—	—	—	Chi. Cubs	.283	205	58	17	47	Wrigley Field	.293	92	27	7	24
—	—	—	—	—	Cincinnati	.265	272	72	15	50	Great American Ball Park	.257	35	9	2	4
.300	10	3	1	3	Colorado	.353	116	41	10	29	Coors Field	.397	58	23	6	16
—	—	—	—	—	Florida	.272	103	28	3	19	Dolphin Stadium	.315	54	17	0	9
—	—	—	—	—	Houston	.260	227	59	14	39	Minute Maid Park	.269	108	29	8	25
.417	12	5	1	2	L.A. Dodgers	.245	98	24	4	14	Dodger Stadium	.315	54	17	4	10
—	—	—	—	—	Milwaukee	.256	39	10	4	9	Miller Park	.273	884	241	64	181
—	—	—	—	—	N.Y. Mets	.259	85	22	7	19	Shea Stadium	.288	52	15	4	9
—	—	—	—	—	Philadelphia	.205	83	17	3	9	Citizens Bank Park	—	—	—	—	—
—	—	—	—	—	Pittsburgh	.270	211	57	10	36	PNC Park	.250	112	28	4	13
—	—	—	—	—	St. Louis	.235	217	51	16	40	Busch Stadium II	—	—	—	—	—
.280	25	7	3	6	San Diego	.331	163	54	18	48	PETCO Park	.359	39	14	5	12
.125	8	1	1	2	San Francisco	.273	110	30	10	26	AT&T Park	.220	59	13	4	12
—	—	—	—	—	Washington	.317	82	26	4	12	RFK Stadium	.231	13	3	1	2
.257	292	75	17	59	at Home	.272	2100	571	150	437	Astrodome	.200	5	1	0	0
.271	299	81	17	48	Away	.267	2114	564	123	407	Busch Stadium I	.125	88	11	5	12
.218	330	72	16	59	Pre-ASG	.252	2263	570	135	424	Cinergy Field	.237	97	23	5	18
.322	261	84	18	48	Post-ASG	.290	1951	565	138	420	County Stadium	.311	122	38	8	32
.204	137	28	7	20	vs. LHP	.263	963	253	59	182	Kingdome	.250	4	1	0	0
.282	454	128	27	87	vs. RHP	.271	3251	882	214	662	Olympic Stadium	.343	35	12	1	2
.261	165	43	12	76	RISP	.280	1173	329	76	560	Qualcomm Stadium	.340	47	16	2	9
.533	15	8	5	31	Bases Loaded	.373	118	44	14	146	Three Rivers Stadium	.000	1	0	0	1
.000	1	0	0	0	as PH	.174	23	4	1	7	Tiger Stadium	.227	22	5	2	5
.355	31	11	2	6	as DH	.221	181	40	7	29	Veterans Stadium	.270	37	10	2	5
—	—	—	—	—	in March	.250	4	1	1	2	—	—	—	—	—	—
.213	94	20	2	15	April	.244	664	162	39	122	—	—	—	—	—	—
.198	106	21	4	14	May	.247	685	169	43	135	—	—	—	—	—	—
.255	102	26	8	26	June	.271	686	186	43	126	—	—	—	—	—	—
.244	90	22	9	17	July	.269	614	165	47	131	—	—	—	—	—	—
.304	92	28	4	16	August	.290	773	224	47	164	—	—	—	—	—	—
.365	104	38	6	18	September	.285	750	214	47	148	—	—	—	—	—	—
.333	3	1	1	1	October	.368	38	14	6	16	—	—	—	—	—	—

SEXSON'S CAREER TRANSACTIONS:

- Selected by Cleveland in the 24th round of the June, 1993 Draft.
- Acquired by the Milwaukee Brewers with Paul Rigdon (rhp), Kane Davis (rhp) and a PTBNL (Marco Scutaro) from the Cleveland Indians in exchange for Jason Bere (rhp), Bob Wickman (rhp) and Steve Woodward (rhp) on July 28, 2000.
- Acquired by the Arizona Diamondbacks with Shane Nance (lhp) and a PTBNL (Gary Varner) in exchange for Chris Capuano (lhp), Craig Counsel (inf), Jorge de la Rosa, Chad Moeller (c), Lyle Overbay (inf) and Junior Spivey (inf) on Dec. 1, 2003.
- On the 15-day DL April 29-May 21, 2004 with a subluxation in left shoulder.
- On the 15-day DL May 23, 2004-remainder of the season following surgery to repair a torn labrum in his left shoulder.
- Signed as a free agent by Seattle, Dec. 15, 2004.



GEORGE SHERRILL (52)

POSITION: Left-Handed Pitcher

AGE: 29, turns 30 April 19

BORN: 4-19-77 in Memphis, TN

BATS: Left

THROWS: Left

HEIGHT: 6-0

WEIGHT: 225

ML SERVICE: 1 year, 147 days

CONTRACT STATUS: Signed thru 2007

ACQUIRED: Signed as a non-drafted free agent July 2, 2003; signed by Mariners scout Charley Kerfeld.

2006:

- Pitched in 72 games in first full Major League season...tied (with J.J. Putz) for team lead in appearances.
- The only pitcher in the Majors to work 40-or-more innings and allow no home runs...among Mariners pitchers, only right-hander Calvin Jones (1991) worked more innings and gave up no homers.
- Just one of four ML pitchers all-time to make 70 or more appearances and pitch in 40 or fewer innings.
- Inherited a staff-high 59 runners, ranking fifth in the AL; allowed 14 to score (23.7%), ranking 11th in the AL.
- Talled a 2.45 ERA at home (5 ER, 18.1 IP), 5.82 on the road.
- Had a .213 opponents batting average against, including .143 by left-handed batters.
- Was 2-1, 3.42 prior to the All-Star game, 0-3, 5.51 after the break.
- Allowed 2 runs in 7.2 innings over 13 games in April, including none from April 13-29.
- Notched first Major League save on April 5.
- Gave up 1 run in 9.0 innings over 12 July appearances.
- Garnered wins on May 13 in Anaheim and June 25 at San Diego.
- Posted an 0.75 ERA (1 ER, 12.0 IP) from July 1-Aug. 13...gave up no runs in 11 appearances July 18-Aug. 13 (8.0 IP).
- Entered the game to face one batter 28 times (21 retired).

SHERRILL'S CAREER HIGHS

MOST STRIKEOUTS: 3 — 7/31/05 vs. CLE

LOW HIT GAME: None

LONGEST WINNING STREAK: 3 — twice;

last: 8/20-9/19/05

LONGEST LOSING STREAK: 3 —

7/16-9/27/06

MOST INNINGS PITCHED:

STARTER: None

RELIEVER: 2.1 — 7/20/04 vs. BOS

PERSONAL: George Friederich Sherrill (SHER-ill)...resides in Memphis, TN...graduated from Austin Peay State University in May 2000.

CAREER: Spent four seasons playing Independent League baseball prior to signing with Seattle in July 2003.

1999: Began pro career with Evansville in the Independent Frontier League.

2000: Made 13 starts with Evansville, allowing only 71 hits in 75.1 innings.

2001: Pitched for Sioux Falls in Independent Northern League, striking out 61 in 41.1 IP.

2002: Pitched for Winnipeg in the Northern League, striking out 61 in 41.1 innings.

2003: Began season with Winnipeg before signing as a minor league free agent with Seattle on July 2...appeared in 16 games with San Antonio (AA) with a 0.33 ERA (1 ER, 27.1 IP) ...walked 12 and struck out 32.

2004: Selected from Tacoma (AAA) on July 15 after going 4-2, 2.32 with 13 saves in 36 games with Tacoma...13 saves tied for 7th in PCL...had just 9 walks and 62 strikeouts in 50.1 innings...made ML debut on July 16 vs. CLE, allowing 2 runs in 1.0 inning...suffered 5-4 loss Aug. 3 at BAL (#2) for first ML decision...earned first ML win, 4-3, Aug. 11 vs. Minn. with 1.1 scoreless innings, retiring all 4 batters faced...had six consecutive scoreless outings Aug. 6-25 (8.0 IP)...earned second ML win, 7-5, Aug. 27 vs. KC...was shut down for the season after outing on Sept. 6 because of workload...held lefties to a .239 average (11x46).

2005: Started year with Tacoma, but was recalled May 15...retired only batter faced after inheriting bases loaded jam vs. New York (AL) May 16, but was optioned following game...recalled for a second time July 31 and spent remainder of season in Seattle...stranded 23 of 26 inherited runners (88%)...second among Seattle relievers with four wins...did not allow an earned run in 22 of 29 appearances...limited opposing hitters to a .194 batting average against, and left-handed hitters to a .156 mark...did not allow

SHERRILL (continued)

a run in first six appearances with Seattle...Mariners were 11-2 in his 13 appearances Aug. 30-Sept. 29 (2-0, 2.45)...charged with loss #3 after allowing 3 hits and 4 earned runs without retiring a batter in final game of season; outing raised his ERA from 3.32 to 5.21 and his batting average against from .156 to .194...was 1-3-7, 2.38 in 22 games with Tacoma...on disabled list May 25-July 15 with a left shoulder strain, including three rehabilitation appearances with Peoria (Rookie).

SHERRILL'S PLAYING RECORD

YEAR	CLUB	W-L	ERA	G	GS	CG	SHO	SV	IP	H	R	ER	HR	SO	WP	BK	
1999	Evansville	2-4	3.15	22	4	1	1	2	40.0	40	20	14	3	18	33	2	0
2000	Evansville	3-5	4.66	13	13	1	0	0	75.1	71	45	39	5	35	61	4	0
2001	Sioux Falls	4-4	2.45	48	2	0	0	0	58.2	53	20	16	3	14	45	3	0
2002	Winnipeg	3-5	3.07	38	0	0	0	2	41.0	35	16	14	6	13	61	0	0
2003	Winnipeg	1-0	1.13	16	0	0	0	1	16.0	8	2	2	0	4	30	0	0
	San Antonio	3-0	0.33	16	0	0	0	0	27.1	19	2	1	1	12	31	0	0
2004	Tacoma	4-2	2.32	36	0	0	0	13	50.1	42	13	13	4	9	62	0	0
	SEATTLE	2-1	3.80	21	0	0	0	0	23.2	24	12	10	3	9	16	4	1
2005	Tacoma	1-3	2.28	22	0	0	0	7	23.2	19	7	6	0	6	38	1	0
	Peoria #	0-0	0.00	3	2	0	0	0	4.0	0	0	0	0	0	5	0	0
	SEATTLE	4-3	5.21	29	0	0	0	0	19.0	13	12	11	3	7	24	0	0
2006	SEATTLE	2-4	4.28	72	0	0	0	1	40.0	30	19	19	0	27	42	0	0
ML Totals		8-8	4.35	122	0	0	0	1	82.2	67	43	40	6	43	82	4	1

DETAILED BREAKDOWN

2006					CAREER					CAREER BY BALLPARK								
W-L-S	ERA	G	IP	H ER	W-L-S	ERA	G	IP	H ER	W-L-S	ERA	G	IP	H ER				
0-0-0	0.00	8	2.2	1 0	Baltimore	0-1-0	4.91	8	3.2	5	1	Camden Yards	0-1-0	3.00	6	3.0	4	1
0-0-0	13.50	3	0.2	2 1	Boston	0-0-0	2.08	5	4.0	4	1	Fenway Field	0-0-0	0.00	2	0.2	1	0
0-0-0	18.00	5	1.0	0 2	Chi. White Sox	0-0-0	6.00	9	3.0	0	2	U.S. Cellular Field	0-0-0	9.00	6	2.0	0	2
0-0-0	6.00	5	3.0	2 2	Cleveland	0-0-0	5.40	9	8.1	9	5	Jacobs Field	0-0-0	5.40	3	1.2	2	1
0-0-0	54.00	2	0.1	2 2	Detroit	0-0-0	4.50	5	4.0	3	2	Comerica Park	0-0-0	4.91	4	3.2	3	2
0-0-0	0.00	2	1.0	0 0	Kansas City	1-0-0	9.00	4	3.0	3	3	Kauffman Stadium	0-0-0	0.00	1	1.0	0	0
1-1-1	2.70	9	6.2	4 2	L.A. Angels	1-2-1	4.09	16	11.0	10	5	Angel Stadium of Anaheim	1-0-0	3.60	7	5.0	4	2
0-0-0	9.00	5	2.0	3 2	Minnesota	3-1-0	5.40	11	6.2	5	4	Metrolink	1-1-0	6.23	6	4.1	4	3
0-0-0	0.00	4	3.0	0 0	N.Y. Yankees	1-0-0	1.23	9	7.1	2	1	Yankee Stadium	0-0-0	0.00	2	1.0	0	0
0-1-0	8.23	7	4.1	5 3	Tokkomi	0-2-0	7.59	14	10.2	13	9	McCabe Coliseum	0-0-0	6.35	8	5.2	6	4
					Seattle							Saleco Field	4-4-1	3.98	57	43.0	33	19
0-1-0	3.86	5	2.1	2 1	Tampa Bay	0-1-0	1.93	7	4.2	3	1	Tropicana Field	0-1-0	3.86	3	2.1	3	1
0-0-0	0.00	7	5.2	4 0	Texas	0-0-0	1.29	9	7.0	5	1	Ameriquest Field	0-0-0	2.45	5	3.2	3	1
0-1-0	2.08	6	4.1	3 1	Toronto	1-1-0	1.50	10	6.0	3	1	Rogers Centre	1-1-0	2.70	7	3.1	2	1
0-0-0	40.50	2	0.2	2 3	Arizona	0-0-0	40.50	2	0.2	2	3	Chase Field	0-0-0	40.50	2	0.2	2	3
					Atlanta							Turner Field						
					Chi. Cubs							Wrigley Field						
					Cincinnati							Great American Ball Park						
0-0-0	0.00	1	0.2	0 0	Colorado	0-0-0	0.00	1	0.2	0	0	Coors Field						
					Florida							Dolphin Stadium						
					Houston							Minute Maid Park						
0-0-0	0.00	1	0.1	0 0	L.A. Dodgers	0-0-0	0.00	1	0.1	0	0	Dodger Stadium	0-0-0	0.00	1	0.1	0	0
					Milwaukee							Miller Park						
					N.Y. Mets							Shea Stadium						
					Philadelphia							Citizens Bank Park						
					Pittsburgh							PNC Park						
					St. Louis							Busch Stadium						
1-0-0	0.00	2	1.1	0 0	San Diego	1-0-0	0.00	2	1.1	0	0	PETCO Park	1-0-0	0.00	2	1.1	0	0
					San Francisco							AT&T Park						
					Washington							RFK Stadium						
0-2-1	2.45	29	18.1	9 5	Home	4-4-1	3.98	57	43.0	33	19							
2-2-0	5.82	43	21.2	21 14	Road	4-4-0	4.76	85	39.2	34	21							
2-1-1	3.42	38	23.2	15 9	Before All-Star	2-1-1	3.38	39	24.0	15	9							
0-3-0	5.51	34	16.1	15 10	After All-Star	6-7-0	4.76	83	58.2	52	31							
2-4-1	4.28	72	40.0	30 19	Starler Relief	8-8-1	4.35	122	82.2	67	40							
					March													
0-1-1	2.35	13	7.2	6 2	April	0-1-1	2.35	13	7.2	8	2							
1-0-0	2.08	11	8.2	3 2	May	1-0-0	2.00	12	9.0	3	2							
1-0-0	9.00	11	5.0	4 5	June	1-0-0	9.00	11	5.0	4	5							
0-1-0	1.00	12	9.0	3 1	July	0-1-0	2.45	22	22.0	17	6							
0-0-0	5.06	12	5.1	5 3	August	4-3-0	4.05	35	26.2	21	12							
0-2-0	12.46	13	4.1	7 6	September	2-2-0	7.36	27	11.0	11	9							
					October	0-1-0	27.00	2	1.1	3	4							

SHERRILL'S CAREER TRANSACTIONS

— Signed by Mariners as a non-drafted free agent July 2, 2003.



ICHIRO SUZUKI (51)

POSITION: Outfielder

AGE: 33 **BORN:** 10-22-73 in Kasugai, Aichi prefecture, Japan

BATS: Left **THROWS:** Right **HEIGHT:** 5-9 **WEIGHT:** 172

ML SERVICE: 6 years, 0 days

CONTRACT STATUS: Signed thru 2007

ACQUIRED: Signed as a free agent November 18, 2000.

2006:

- Recorded his sixth consecutive 200-hit season, named to his sixth consecutive All-Star Game and scored 100 runs for the sixth straight year.
- First player in ML history to record at least 200 hits in first six seasons...became only the third player in ML history to record six consecutive 200-hit seasons, joining Willie Keeler (8, 1984-1901) and Wade Boggs (7, 1983-89).
- Led Majors (third time) with 224 hits (also: 2001 and 2004).
- Among the AL leaders in at-bats (695/1st), hits (224/1st), multi-hit games (71/1st), triples (9/T3rd), steals (45/3rd), hitting streak (20/3rd), intentional walks (16/T4th), batting average (.322/6th), batting average vs. LHP (.352/3rd), batting average at night (.333/4th), batting average at home (.339/7th), runs (110/6th), games (161/5th), hardest to strikeout (10.6 PA per K/9th), outfield assists (10/T4th) and was the toughest player in the AL to double-up (347.5 AB per GIDP).
- Finished 2006 with 39 consecutive stolen bases without a CS, a club record; new single-season AL record & longest active streak in Majors...stole 45 bases in 47 attempts (95.7%).
- Batted .394 (95x241) from April 12-June 10 after a 6x34 start (.176).
- Had 18-game hitting streak (32x77/.416) May 5-24.
- Season-high 20-game hitting streak May 30-June 21.
- Hit .386 (44x114) in June, hitting safely in 23 of 26 games.
- Was 0-for-3 as starting right fielder in All-Star Game in Pittsburgh.
- Snapped skid of 86 at-bats without RBI Aug. 13 at Texas.
- Did not start Aug. 18 for the first time since June 26, 2005 at San Diego...pinch-hit in the eighth...had made 209 consecutive starts.
- Played center field for first time since 2002 on Aug. 19; started every game he played after that in CF.
- Hit third lead-off homer of season, 20th of career, Aug. 29 vs. LAA (also: 6/7 vs. MIN & 6/16 vs. SF).
- Fifth 0x6 of career Sept. 3 at TB (also: 7/15/06 at TOR, 7/31/05 vs. CLE, 6/22/05 vs. OAK and 7/22/03 at MIN).
- Collected career triple #49 Sept. 27 in the third inning, a club record (prev: 48, Harold Reynolds)...notched #50 Sept. 29.
- Collected hit #200 in 3rd inning Sept. 16 @KC...sixth straight year with 200+ hits.
- Matched career-high with five hits Sept. 25 vs. OAK (fifth time)...has 25 career 4-hit games, last coming June 7 vs. MIN.
- DNP Sept. 26 for first time since July 10, 2004, ending consecutive games played streak at club-record 396 games.
- Had 44 hits in Sept.; the second time in his career with at least 40 hits in Sept. (also 2004)...has 14 40+ hit months in his career, including three in '06 (May, June & Sept.).

ICHIRO'S CAREER HIGHS

MOST HITS: 5 — 5 times;

last done 9/25/06 vs. OAK

MOST HOME RUNS: 2 — 3 times;

last done 7/30/05 vs. CLE

MOST RBIs: 5 — twice; last done 8/17/04 at KC

MOST STOLEN BASES: 4 — 7/20/04 vs. BOS

LONGEST HITTING STREAK: 23 — 4/22-5/18/01

CAREER GRAND SLAMS: 3 — 7/18/03 at KC,

8/15/03 vs. BOS & 8/25/05 at TEX

THREE OF A KIND...

Ichiro is just the third player in ML history to collect 200 hits in six straight seasons...Willie Keeler (eight straight/1894-1901) and Wade Boggs (seven/1983-89) are the only other players to accomplish the feat...Chuck Klein (1929-33), Al Simmons (1929-33) and Charlie Gehringer (1933-37) all did it five straight seasons.

SUZUKI (continued)

PERSONAL: Ichiro (ee-chee-row) Suzuki (soo-zoo-kee)...resides in Kobe, Japan with wife Yumiko... graduated from Aikoudai Meiden High School in March 1992...was first Japanese position player to sign with a ML club...was third Japanese player to sign with Mariners: RHP Kazuhiro Sasaki (signed Dec. 18, 1999) and RHP Mac Suzuki (signed Sept. 5, 1993)...helped lead Japan to title in the inaugural World Baseball Classic in 2006.

CAREER: Played nine years with the Orix Blue Wave in Japan's Pacific League...led the Pacific League in batting average for a Japanese-record seven consecutive seasons...was a three-time league MVP and was named to the Pacific League's "Best Nine" for seven consecutive years...won seven consecutive Gold Gloves for his solid defense and strong arm in right field.

1991: Selected by Orix in the fourth round of the Japanese Draft, in November.

1992: Hit .366 in 58 games before he was called up to the Majors where he batted .253 in 40 games.

1993: Split time between the two clubs, hitting .371 with eight home runs in 48 games in the minors...batted .188 with a home run in 64 at-bats with the Major League Blue Wave...hit first pro home run June 12 off Kintetsu's Hideo Nomo.

1994: Named Pacific League MVP and won his first league batting title...hit .385 with 13 home runs and 54 RBI...set Japanese baseball record with 210 hits in just 130 games...led the league with a .445 on-base percentage...reached base safely in 69 consecutive games from May 21-Aug. 26.

1995: Led Pacific League with a career-high 49 stolen bases...named League MVP for the second consecutive year...also led the league in RBI (80) in addition to batting (.342)...set a career-high with 25 home runs.

1996: Was named league MVP for third consecutive year...his .356 average and .422 on-base percentage led the league for the third straight season.

1997: Led the league in average (.345) for the fourth straight season...went a Japanese-record 216 straight plate appearances without striking out from April 16-June 25...also earned fourth consecutive All-Star appearance and Gold Glove Award.

1998: Batted .358 to lead the league for the fifth time... had more walks (43) than strikeouts (35) for the fourth straight season...won his fifth Gold Glove Award and named to his fifth All-Star Team.

1999: Season was cut short after breaking the ulna bone in his right hand when he was hit by a pitch in late August...led the league in average (.343) for sixth straight season...his .412 on base percentage was tops in the league for the fourth time...named to his sixth All-Star team and won his sixth Gold Glove Award...collected his 1,000th hit on April 20 against Nippon in the Tokyo Dome...hit his 100th home run on July 6 against Seibu.

2000: Notched his Japanese-record seventh consecutive batting title, hitting a career-best .387 with the Orix Blue Wave...his season was cut short when he strained a right rib cage muscle on August 28...came back to play the field in the final game

Active Career Batting Leaders

Min: 1,000 PA

- | | |
|-------------------------|-------------|
| 1. Todd Helton | .333 |
| 2. Albert Pujols | .333 |
| 3. Ichiro Suzuki | .331 |
| 4. Vladimir Guerrero | .325 |
| 5. Nomar Garciaparra | .318 |

source: STATS, Inc.

200-100-40

Ichiro Suzuki had 224 hits, 110 runs scored and 45 steals in 2006...he is one of just 30 players in ML history (since 1901) to collect the 200-100-40 trio...Ichiro is one of just six players to do it more than once (he also turned the trick in 2001)... in all, the feat has been accomplished 43 times by 30 different players, including six times by Ty Cobb...here's a look at players who have done it more than once:

6x, Ty Cobb (1909, 1911, 1912, 1915, 1916, 1917)
4x, Lou Brock (1964, 1967, 1970, 1971)
3x, Juan Pierre (2001, 2003, 2004)
2x, **Ichiro Suzuki** (2001, 2006), George Sisler (1920, 1922) and Frankie Frisch (1921, 1927).

Mariners w/200 hits

- | | | |
|--------|----------------------|----------------------------------|
| 1. 262 | Ichiro Suzuki | 2004 |
| 2. 242 | Ichiro Suzuki | 2001 |
| 3. 224 | Ichiro Suzuki | 2006 |
| 4. 215 | A. Rodriguez | 1996 |
| 5. 213 | A. Rodriguez | 1998 |
| 6. 212 | Ichiro Suzuki | 2003 |
| 7. 208 | Ichiro Suzuki | 2002 |
| 8. 206 | Bret Boone | 2001 |
| | 206 | Ichiro Suzuki 2005 |

SUZUKI (continued)

of the season...led the league in on-base percentage for the fifth time in his career with a .460 mark...named to the Pacific League "Best Nine" end-of-season All-Star Team for the seventh consecutive year...won his seventh consecutive Gold Glove Award.

2001: Became the first Japanese-born position player to play in the Majors and was voted AL MVP and Rookie of the Year by the BBWAA, becoming just the second player ever to win both awards in the same season (Fred Lynn, 1975)...led the Majors in batting average and stolen bases, the first player to do so since Jackie Robinson (1949)...became just second rookie ever to lead either league in batting, joining Tony Oliva (1964)...set ML rookie record for singles...set AL rookie mark for hits and at bats...set club record with 242 hits, becoming just the third rookie since 1964 to collect 200 hits (Nomar Garciaparra, 1997; Kevin Seitzer, 1987)...his 242 hits were the most in the Majors since 1930...also set club records for most games hit safely (135, tying the ML mark), multi-hit games and infield singles...among league leaders in runs scored, total bases & triples...56 stolen bases led the AL and third-most in club history...named AL Rookie of the Month for April, May, August and September...23-game hit streak April 22-May 18 tied for longest in the Majors (Moises Alou); second-longest in club history...made ML debut April 2, starting in right field and going 2x5...broke a 7-7 tie in the 10th inning with his first ML home run, a two-run shot (Jeff Zimmerman) in Seattle's 9-7 win April 6 in Texas...recorded first outfield assist of the season (9-5) April 11 in Oakland...had 15-game hit streak April 4-20 (26x65/.400)...was home run short of the cycle in consecutive games, May 12 & 13 in Toronto...tied club record with seven consecutive multi-hit games, May 12-19...had 23-game hit streak April 22-May 18 (44x114/.386)...reached safely in 38 consecutive games before 0x4 June 4 (SF, RBI)...had two hits in the 1st inning June 29...struck out as a pinch-hitter in the top of the 7th inning, before a two-run game-tying home run in the top of the 9th inning (Jeff Zimmerman) in Mariners 9-7 win July 2 in Texas...was home run short of cycle July 3 in Texas...hit 1st lead-off home run July 6 at LA (K. Brown)...batted .347 with a club-record 134 hits in the first half...voted to start All-Star Game; led Majors w/3,373,035 votes; just sixth rookie ever voted to start an All-Star Game (1st since Sandy Alomar in 1990) and first rookie outfielder to start an All-Star Game since Tony Oliva in 1964...started in center field and was 1x3 including an infield single off Randy Johnson in the first inning in the Midsummer Classic...lined out as a pinch hitter Aug. 2 to end 11-game hit streak (18x46)...had 21-game hit streak Aug. 3-24 (42x93/.452)...0x5 Aug. 26 vs. Cleveland snapped 21-game hit streak & streak of hitting safely in 32 previous starts (60x139/.432)...became the first Major League player with three hit streaks of 15 or more games in a season since 1980 (Cecil Cooper) and the first Major Leaguer with two hit streaks of 20+ games since 1996 (Juan Gonzalez)...collected 200th hit Aug. 28 in team game #132; matching Darin Erstad (2000) as fastest in the Majors to 200 hits since Joe Medwick in 1935 (131 games) and the fastest in the AL since Al Simmons in 1925 (125 games)...had a Major League-leading 51 hits in August, just the second Mariner ever with 50 hits in a month (Rodriguez, 54 hits in Aug. 1996).

MOST CAREER HOME RUNS AT SAFECO FIELD

Bret Boone	62
Edgar Martinez	54
Raul Ibanez	45
John Olerud	42
Richie Sexson	40
Alex Rodriguez	39
Ichiro Suzuki	35
Mike Cameron	30
Adrian Beltre	23
Jay Buhner	20

2007 MARINERS

MOST HITS IN 6 CALENDAR YEARS

Modern Era (post-1900)

Player	HITS	YEAR
1. Ichiro	1,354	2001-06
2. R. Hornsby	1,296	1920-25
3. Bill Terry	1,292	1927-32
4. Ty Cobb	1,287	1907-12
5. Wade Boggs	1,274	1983-88

Source: STATS, Inc.

Most Hits in a Season

262	Ichiro Suzuki, Sea	2004
257	George Sisler, St.L (AL)	1920
254	Bill Terry, NYG	1930
	Lefty O'Doul, Phi. (NL)	1929
253	Al Simmons, Phi. (AL)	1925
250	Chuck Klein, Phi. (NL)	1930
	Roger Hornsby, St.L (AL)	1922
248	Ty Cobb, Det.	1911
246	George Sisler, St.L (AL)	1922
242	Ichiro Suzuki, Sea	2001
241	Babe Herman, Bro.	1930
	Heinie Manush, St.L (AL)	1928

2002: Finished among AL leaders in hits (2nd), at bats (3rd), multi-hit games (3rd), triples (T3rd), batting average (4th), stolen bases (T4th), runs (9th) and on-base percentage (10th)... also led the AL with 15 caught stealings and a club-record 27 intentional walks...became first Mariner ever with two 200+ hit seasons, and just the 6th player in ML history with 200+ hits in first two ML seasons...set record for most hits in first two ML seasons with 450... established club record with five leadoff home runs...led the Majors with a .404 batting average (44x109) in May, hitting safely in 25 of 27 games...stole three bases May 10 vs. Boston... batted third for first time in the Majors June 2-4 (8x14), including 4x5 June 2 at Baltimore... hit first leadoff home run of the season June 6 at Oakland...had 15-game hit streak May 22-June 6 (30x63/.476)...hit second leadoff home

run June 29 vs. Colorado...not held hitless in consecutive games until June 7-8 vs. Cubs (0x8)...had 124 hits at the All-Star break, second-most in club history...led Majors in All-Star balloting (2,516,016 votes) for second straight season; was starting right-fielder in All-Star Game (0x2)...homered twice July 13 at Tampa Bay, his first career multi-home run game, including 3rd lead-off home run...started in center field in three straight games, Aug. 17-19 (4x11), his first games in center in regular-season ML game...hit 4th lead-off home run Sept. 9 at Texas...bases-loaded walk in 11th inning to end game in 6-5 win Sept. 16 vs. Texas...hit 5th lead-off home run Sept. 24 vs. Oakland...led Majors with 54 infield hits, including nine bunt hits...hit .356 (64x180) off left-handers, 4th-best in the AL...batted .361 (43x119) with runners in scoring position, 8th-best in the AL...6th in the AL with a .334 road batting average (109x326)...struck out just once per every 11.7 plate appearances, 4th-best in the AL.

2003: Led Majors with 66 multi-hit games; also ranked among AL leaders in hits (2nd), batting average (7th), runs (T7th), triples (T8th) and stolen bases (5th)...had 12 outfield assists, fourth-most in the AL...batted .359 (75x209) vs. left-handed pitchers, 3rd-best in the AL and the highest among left-handed hitters...recorded 212 hits, becoming just the third ML player with 200+ hits in each of first three ML seasons...hit .389 (44x113) in May, leading the Majors with 44 hits in the month...had a 13-game hit streak May 8-22 (25x55/.455)...hit lead-off home run May 17 at Detroit, his first of three lead-off home runs on the season (also: June 17 vs. Ana, July 8 vs. Bal)...batted .386 (44x114) in 26 games in June, including a 19-game hit streak June 4-24...hit two home runs, his first career multi-home run game, June 17 vs. Anaheim, going 4x4 with four runs scored...had seven-consecutive multi-hit games July 1-8, going 14x31/.452...led Majors in All-Star balloting for third consecutive season with 2,130,708 votes; was 0x1 with two walks in the Mid-Summer Classic...hit first career grand slam July 18 at Kansas City; slam put Mariners ahead 6-3 in the 9th...hit second career grand slam Aug. 15 vs. Boston...had a career-high 5 RBI Sept. 20 at Oakland, going 4x6 with two doubles...hit just .259 (75x290) after the All-Star break, including .242 (29x120) in August and .273 (30x110) in Sept...struck out just once every 10.5 at bats, the 7th-best ratio in the AL.

2004: Established all-time ML single-season hit record with 262 hits, passing George Sisler's mark of 257 hits (1920)...also established the all-time ML mark for most hits over any four-year span, with 924...previous mark was 918 by Bill Terry (1929-1932)...his 262 hits were 46 more than AL runner-up (Michael Young, Tex. - 216), the largest hit differential ever in one

MARINERS ALL-TIME SINGLE-SEASON STOLEN BASE LEADERS

Player	Year	SBs
1. Harold Reynolds	1987	60 *
2. Julio Cruz	1978	59
3. Ichiro Suzuki	2001	56 *
4. Julio Cruz	1979	49
5. Julio Cruz	1982	46
Alex Rodriguez	1998	46
7. Ichiro Suzuki	2006	45
Julio Cruz	1980	45
9. Brian Hunter	1999	44 *
10. Julio Cruz	1981	43
11. Phil Bradley	1987	40
12. Mark McLemore	2001	39

*led league

MARINERS MOST LEAD-OFF HR, SEASON

1. Ichiro Suzuki	5	2002
Ichiro Suzuki	5	2005
3. Joey Cora	3	1997
Rickey Henderson	3	2000
Ichiro Suzuki	3	2003
Ichiro Suzuki	3	2004
Ichiro Suzuki	3	2006
7. Joey Cora	2	1996
Jack Perconte	2	1985
Darren Bragg	2	1996

MARINERS MOST LEADOFF HR, CAREER

1. Ichiro Suzuki	20
2. Joey Cora	5
3. Rickey Henderson	3
4. Julio Cruz	2
Jack Perconte	2
Henry Cotto	2
Darren Bragg	2

league by a first- and second-place finisher... previous mark was 44, by Stan Musial (228) over Dixie Walker (184) in the NL in 1946...became first player ever with 200 hits in each of first four years in the Majors...led the Majors, and established a club record with .372 batting average...5th Mariner to win a batting title, and second Mariner to win two batting titles (Edgar Martinez, 1992, 1995)... set club record with 80 multi-hit games, the most in the Majors during the Division Play era (1969)...set ML record for most singles with 225...led Majors with 57 infield hits...hit three lead-off home runs, extending his club record to 12 career lead-off home runs...lead-off homers came April 30 at Detroit; Aug. 15 vs. New York & Aug. 17 at Kansas City...had a career-high 5 hits four times (July 29 at Ana.; Aug. 3 at Bal. #1; Sept. 4 at Chi.; Sept. 21 at Ana.), becoming just 5th player ever with four 5+-hit games in a season...joins Tony Gwynn, 1993; Stan Musial, 1948; Ty Cobb, 1922; Willie Keeler, 1897...had 50 hits in a month three times (50 in May, 51 in July, 56 in August)...he is the first player with consecutive 50-hit months since Joe Medwick in 1936 (50 in July, 52 in August)...the 56 hits in August were a club record for hits in a month and the most hits in a month by a player since Jeff Heath had 58 hits in August, 1938...became first player with four 50-hit months (also 51 hits in Aug. 2001) in a career since Pete Rose (Aug. 1966; Aug. 1968; July 1973; Sept. 1979)... recorded 36 stolen bases, 2nd in the AL, becoming first Mariner ever with four straight seasons with 30+ stolen bases...reached base safely in 40-straight games, April 29-June 13, a new career-high...collected 2,000th hit of pro career (US & Japan) with single in 5th inning May 21 vs. Detroit...matched club record for right fielders with two outfield assists June 12 vs. Montreal...finished 3rd in the AL with 12 outfield assists...elected to start in All-Star Game; was 1x4 with one run scored in Mid-Summer Classic in Houston...led ML with 704 at bats, just the 3rd player ever with 700 at bats in a season, joining Willie Wilson (705 in 1980) & Juan Samuel (701 in 1984)...led AL (2nd in Majors) with .372 batting average with runners in scoring position (45x121)...led AL with 19 intentional walks...also was third-hardest player to strikeout (12.1 PA/K) and 4th-toughest to double-up (117.3 AB/GIDP)...had a 21-game hit streak, tied for 2nd-longest in the AL, July 4-29...third 20+-game hit streak of his career...only game not played was July 10 at Chicago...set career-high with four stolen bases July 20 vs. Boston...tied career-high with 5 RBI Aug. 17 at Kansas City, going 4x4, with a home run and 2 runs scored...left game on Aug. 18 with mild concussion after being hit by a pitch...was 4x7 and a home run short of the cycle Aug. 21 at Detroit...recorded 200th hit of the season, a home run, on Aug. 26 vs. Kansas City, becoming the fastest player, by date, to reach 200 hits in the Division Play era...200th hit came in team-game #126, the fastest to 200 hits in team games since 1930: Bill Terry (#119) and Chuck Klein (#125)...had eight hits in eight at-bats over two games Sept. 21-22...recorded hit #257 & #258 Oct. 1 vs. Texas, both off Ryan Drese, tying and passing George Sisler...hit #257 was a single in the first inning to left field...hit #258 was single in the third inning to center...final hit, #262, came Oct. 3 vs. Texas, a single to center in the 8th inning off Brian Shouse.

2005: Among the AL leaders in at-bats (679/1st), hits (206/2nd), triples (12/2nd), intentional walks (23/2nd), multi-hit games (60/3rd), batting average vs. LHP (.352/3rd), steals (33/5th), runs (111/T8th) and outfield assists (10/T4th)...one of six AL players (including Raul Ibanez) to play in all 162 games...set new club record with 12 triples (prev: H. Reynolds, 11 in 1988)...collected career hit #1000 on June 14 vs. PHI (single in 1st, off Jon Lieber) to become the third player since 1900 with 1,000 hits in less than 700 games (696); also the third player to collect 1,000 hits in first five seasons...plated 500th run June 25 at San Diego in his 707th game...was 1-for-2 with 2 RBI in All-

WALK THIS WAY...In 2006, 32.6% of Ichiro's walks were intentional (49 BB, 16 IBB)...on Sept. 27, 2005 Ichiro was intentionally walked three times in a game, tying Edgar Martinez' 2004 single-game club record...since 2001, Ichiro's 102 intentional passes are sixth in the Major Leagues behind Barry Bonds, Vladimir Guerrero, Todd Helton, Manny Ramirez and Carlos Delgado...Ichiro is now third on the Mariners all-time list in career intentional walks behind Ken Griffey Jr. (170) and Edgar Martinez (113).

SUZUKI (continued)

Star Game in Detroit; played centerfield and rightfield...third career 2-HR game July 30 vs. CLE (first since 6/17/03 vs. ANA)...ended longest slump of career (0x22) Aug. 6 at CWS...hit third career grand slam homer in the 9th inning on Aug. 25 at TEX...hit six home runs in Aug., a career-high monthly total (prev: 4, 8/04 & 5/03)...became third player in '05 to get three IBB's in game Sept. 27 (also: Guerrero, Delgado); three intentional walks matched club record.

POSTSEASON EXPERIENCE: Started all 10 games in 2001 postseason...set AL Division Series five-game series record with a .600 (12x20) batting average; also stands as the career Division Series record (min. 20 AB)...tied Edgar Martinez' ALDS five-game series record with 12 hits...did appear in two Japan Series with Orix Blue Wave, including winning title in 1996.

AWARDS: BBWAA MVP: 2001...BBWAA AL Rookie of the Year & *Sporting News* AL Rookie of the Year in 2001...All-Star Game: 2001 (starter), 2002 (starter), 2003 (starter), 2004 (starter), 2005 (starter), 2006 (starter)...Silver Slugger: 2001...Gold Gloves: 2001, 2002, 2003, 2004, 2005, 2006...*Sporting News* AL All-Star: 2001...voted the Mariners Co-MVP in 2001 and MVP in 2004 by Seattle chapter of BBWAA...voted 2001 Seattle P-I Sports Star of the Year...won the Buck Leonard Legacy Award (2001, 2004), the James "Cool Papa" Bell Legacy Award (2001) and the Larry Doby Legend Award (2001) from the Negro League Baseball Museum...voted Players' Choice AL Most Outstanding Player in 2004.

ICHIRO'S PLAYING RECORD

YEAR CLUB	AVG.	G	AB	R	H	2B	3B	HR	RBI	SH	SF	HB	BB	SO	SB-CS	E	OBP
1992 Orix	.366	58	238	42	87	6	4	3	16	0	0	0	23	16	10-4	-	.418
ORIX	.253	40	95	9	24	5	0	0	5	0	0	0	3	11	3-2	0	.276
1993 Orix	.371	48	186	38	69	14	6	8	23	0	0	1	25	14	11-9	-	.446
ORIX	.188	43	64	4	12	2	0	1	3	0	0	0	2	7	0-2	0	.212
1994 Orix	.385	130	546	111	210	41	5	13	54	0	0	10	51	53	29-9	5	.445
1995 Orix	.342	130	524	104	179	23	4	25	80	0	0	18	68	52	49-9	2	.432
1996 Orix	.356	130	542	104	193	24	4	16	84	0	0	9	56	57	35-3	2	.422
1997 Orix	.345	135	536	94	185	31	4	17	91	0	0	4	62	36	39-4	2	.414
1998 Orix	.358	135	506	79	181	36	3	13	71	0	0	7	43	35	11-4	3	.414
1999 Orix	.343	103	411	80	141	27	2	21	68	0	0	7	45	46	12-1	0	.412
2000 Orix	.387	105	395	73	153	22	1	12	73	0	0	4	54	36	21-1	4	.460
2001 SEATTLE	.350	157	692	127	*242	34	8	8	69	4	4	8	30	53	*56-14	1	.381
2002 SEATTLE	.321	157	647	111	208	27	8	8	51	3	5	5	68	62	31-15*	3	.388
2003 SEATTLE	.312	159	679	111	212	29	8	13	62	3	1	6	36	69	34-8	2	.352
2004 SEATTLE	.372	161	*704	101	*262	24	5	8	60	2	3	4	49	63	36-11	3	.414
2005 SEATTLE	.303	162	679	111	206	21	12	15	68	2	6	4	48	66	33-8	2	.350
2006 SEATTLE	.322	161	695	110	*224	20	9	9	49	1	2	5	49	71	45-2	3	.370
Japan Totals	.353	951	3619	658	1278	211	23	118	529	0	0	59	384	333	199-33	18	.421
ML Totals	.331	957	4096	671	1354	155	50	61	359	15	21	32	280	384	235-58	14	.376

ALL-STAR GAME

YEAR CLUB, SITE	AVG.	G	AB	R	H	2B	3B	HR	RBI	SH	SF	HB	BB	SO	SB-CS	E	OBP
2001 AL, Seattle	.333	1	3	0	1	0	0	0	0	0	0	0	0	0	0-0	0	.333
2002 AL, Milwaukee	.000	1	2	0	0	0	0	0	0	0	0	0	0	0	0-0	0	.000
2003 AL, Chicago	.000	1	1	1	0	0	0	0	0	0	0	0	0	0	0-0	0	.000
2004 AL, Houston	.250	1	4	1	1	1	0	0	0	0	0	0	0	0	0-0	0	.250
2005 AL, Detroit	.500	1	2	0	1	0	0	0	2	0	0	0	0	0	0-0	0	.500
2006 AL, Pittsburgh	.000	1	3	0	0	0	0	0	0	0	0	0	0	0	0-0	0	.000
ASG Totals	.200	6	15	2	3	1	0	0	2	0	0	0	2	0	0-0	0	.294

DIVISION SERIES

YEAR CLUB, OPP.	AVG.	G	AB	R	H	2B	3B	HR	RBI	SH	SF	HB	BB	SO	SB-CS	E	OBP
2001 SEA vs. CLE	.600	5	20	4	12	1	0	0	2	0	0	0	1	0	1-2	1	.619

LEAGUE CHAMPIONSHIP SERIES

YEAR CLUB, OPP.	AVG.	G	AB	R	H	2B	3B	HR	RBI	SH	SF	HB	BB	SO	SB-CS	E	OBP
2001 SEA vs. NY	.222	5	18	3	4	1	0	0	1	0	0	0	4	4	2-0	0	.364

WORLD BASEBALL CLASSIC

YEAR CLUB	AVG.	G	AB	R	H	2B	3B	HR	RBI	SH	SF	HB	BB	SO	SB-CS	E	OBP
2006 JAPAN	.364	8	33	7	12	1	0	1	5	2	2	1	4	1	4-0	0	.447

DETAILED BREAKDOWN

AVG.	2006				CAREER				CAREER BY BALLPARK							
	AB	H	HR	RBI	AVG.	AB	H	HR	RBI	AVG.	AB	H	HR	RBI		
.286	42	12	0	2	Baltimore	.371	232	86	4	17	Camden Yards	.383	115	44	1	8
.195	41	8	0	4	Boston	.348	207	72	1	27	Fenway Park	.296	98	29	0	11
.225	40	9	0	3	Chi. White Sox	.332	220	73	3	27	U.S. Cellular Field	.331	118	39	2	11
.343	35	12	1	4	Cleveland	.355	214	76	5	25	Jacobs Field	.374	107	40	3	16
.244	41	10	0	0	Detroit	.322	214	69	2	15	Comerica Park	.345	110	38	2	9
.529	34	18	1	6	Kansas City	.355	211	75	6	33	Kauffman Stadium	.336	107	36	3	22
.312	77	24	2	5	L.A. Angels	.309	466	144	7	28	Angel Stadium of Anaheim	.353	241	85	2	13
.526	38	20	1	2	Minnesota	.342	228	78	3	12	Metrodome	.282	117	33	1	6
.320	25	8	0	1	N.Y. Yankees	.321	215	69	4	20	Yankee Stadium	.360	111	40	1	7
.338	80	27	0	3	Oakland	.336	482	162	4	35	McAfee Coliseum	.381	244	93	2	23
—	—	—	—	—	Seattle	—	—	—	—	—	Safeco Field	.326	2003	653	35	172
.293	41	12	0	2	Tampa Bay	.278	212	59	2	13	Tropicana Field	.283	99	28	2	7
.321	84	27	1	7	Texas	.333	498	166	12	55	Ameritrust Field	.307	264	81	6	33
.275	40	11	0	0	Toronto	.358	240	86	0	20	Rogers Centre	.336	131	44	0	8
.214	14	3	0	0	Arizona	.179	28	5	0	0	Chase Field	.214	14	3	0	0
—	—	—	—	—	Atlanta	.455	11	5	0	0	Turner Field	—	—	—	—	—
—	—	—	—	—	Chi. Cubs	.083	12	1	0	0	Wrigley Field	—	—	—	—	—
—	—	—	—	—	Cincinnati	.083	12	1	0	0	Great American Ball Park	—	—	—	—	—
.545	11	6	2	3	Colorado	.375	32	12	3	4	Coors Field	.222	9	2	0	0
—	—	—	—	—	Florida	.214	14	3	0	1	Dolphin Stadium	.214	14	3	0	1
—	—	—	—	—	Houston	.321	28	9	0	0	Minute Maid Park	.400	15	6	0	0
.250	12	3	0	1	L.A. Dodgers	.292	24	7	1	3	Dodger Stadium	.292	24	7	1	3
—	—	—	—	—	Milwaukee	.364	11	4	0	0	Miller Park	.364	11	4	0	0
—	—	—	—	—	N.Y. Mets	.464	28	13	1	7	Shea Stadium	.467	15	7	0	2
—	—	—	—	—	Philadelphia	.321	28	9	1	1	Citizens Bank Park	—	—	—	—	—
—	—	—	—	—	Pittsburgh	.250	12	3	0	1	PNC Park	.250	12	3	0	1
—	—	—	—	—	St. Louis	.391	23	9	0	2	Busch Stadium II	—	—	—	—	—
.333	27	9	0	4	San Diego	.306	134	41	1	8	PETCO Park	.280	25	7	0	3
.385	13	5	1	2	San Francisco	.261	23	6	1	3	AT&T Park	—	—	—	—	—
—	—	—	—	—	Washington	.297	37	11	0	2	RFK Stadium	.143	14	2	0	1
.339	336	114	6	23	at Home	.326	2003	653	35	172	Busch Stadium I	.273	11	3	0	0
.306	359	110	3	25	Away	.335	2093	701	26	187	Cinergy Field	.083	12	1	0	0
.343	376	129	6	31	Pre-ASG	.338	2232	755	30	191	Qualcomm Stadium	.439	41	18	0	2
.298	319	95	3	18	Post-ASG	.321	1864	599	31	168	Veterans Stadium	.357	14	5	0	0
.352	176	62	2	8	vs. LHP	.357	1161	415	16	105						
.312	519	162	7	41	vs. RHP	.320	2935	939	45	254						
.228	127	29	2	40	RISP	.342	733	251	10	288						
.231	13	3	0	5	Bases Loaded	.443	61	27	3	63						
.000	1	0	0	0	as PH	.091	11	1	0	0						
.125	8	1	0	0	as DH	.391	64	25	1	7						
—	—	—	—	—	in March	—	—	—	—	—						
.287	108	31	1	8	April	.299	636	190	7	51						
.371	124	46	0	7	May	.373	706	263	7	67						
.386	114	44	3	12	June	.330	676	223	11	55						
.317	101	32	2	8	July	.342	658	225	16	60						
.233	116	27	1	3	August	.316	712	225	12	76						
.328	128	42	1	10	September	.314	665	209	7	49						
.500	4	2	1	1	October	.442	43	19	1	1						

ICHIRO'S CAREER TRANSACTIONS

- Selected by Orix in fourth round of Japan's November, 1991 draft.
- Signed by Seattle as a free agent, November 18, 2000.



JOSE VIDRO (5)

POSITION: Infielder

AGE: 32, turns 33 Aug. 27

BORN: 8-27-74 in Mayaguez, PR

BATS: Switch **THROWS:** Right **HEIGHT:** 6-0 **WEIGHT:** 193

ML SERVICE: 9 years, 42 days

CONTRACT STATUS: Signed through 2008

ACQUIRED: Acquired from Washington in exchange for Emiliano Fruto (rhp) and Chris Snelling (of) on Dec. 18, 2006.

2006:

- The Washington/Montreal franchise's longest tenured player capped comeback from three years of knee problems to play nearly a complete season.
- Strained left hamstring rendered 27-game stint on the disabled list, July 25-Aug. 17...otherwise, went injury free.
- Started strong, batting .344 (32x93) with 2 doubles, 3 home runs and 15 RBI in April...32 hits and 15 RBI in April tied for the team lead...went 3x5 on Opening Day, April 3 at Shea Stadium vs. the Mets to run Opening Day hitting streak to 7 (15x31 with 2 doubles, one homer and 7 RBI during the streak)...15 Opening Day hits beginning with the 2000 season are the most in Major League Baseball (Todd Walker is 2nd with 14)...is now 15x33 (.455) for career on Opening Day.
- Began season with 7-game hitting streak...went 13x32 (.406) with one double, 2 homers and 9 RBI during the 7-game sprint to start the season.
- His 25 interleague hits tied for NL lead with Colorado's Jamey Carroll and Pittsburgh's Freddy Sanchez.
- On Sept. 17 vs. Milwaukee, started at first base for the first time since May 29, 1999 vs. San Francisco...with injury to Nick Johnson on Sept. 23 at Shea Stadium, started 8 games at first base in all...posted a 1.000 fielding percentage, recording 54 putouts and 3 assists along the way.
- Closed the season strong, hitting .316 (12x38) with 3 doubles, one homer and 4 RBI in 12 games from Sept. 18-Oct. 1.
- Hit .304 (76x250) on the road...batted .303 (97x320) in the game's first six innings, .259 (37x143) thereafter
- Batted .378 (17x45) with 4 doubles, one homer and 4 RBI in 13 games against the Mets.
- Four game-winning RBI tied for fifth among Nationals.
- Started 115 games (105 at 2B, 8 at 1B and 2 at DH)...when in the starting lineup, Washington finished 46-69 (.400).
- Went 3x11 with a double, RBI and 2 walks during 4-game rehab assignment with Harrisburg of the Double-A Eastern League (3 games) and Potomac of the Single-A Carolina League (one game).
- Notched 3 hits and 3 RBI on April 25 at Philadelphia.
- On May 3 vs. Florida, earned 3 walks in a single game for just the fourth time (also Sept. 20, 2005 vs. San Francisco, July 7, 2002 at Philadelphia and May 13, 2001 at Colorado).
- Three-run homer in second inning on May 25 vs. Houston triggered a 8-5 win...the 3-run shot was the Nationals' first in over a month (April 21 vs. Atlanta).
- Went 2x5 on Aug. 18 at Philadelphia in first action after missing previous 4 weeks while on the DL with a strained left hamstring.
- Legged out 300th career double on Sept. 9 at Colorado.

PERSONAL: Jose Angel Cetty Vidro (VEE-droh)...resides in Puerto Rico with his wife Annette and children Jose, Jr. and Anaie...through the Jose Vidro Foundation, helps ill children and sponsors baseball camps...showcased island of Puerto Rico as host of *This Week in Baseball*.

VIDRO'S CAREER HIGHS

MOST HITS: 4 - 5 times;

last 5/22/02 vs. PHI (with MON)

MOST HOME RUNS: 2 - 5 times;

last 9/19/03 at NYM (with MON)

MOST RBI: 5 - 3 times;

last 4/8/06 at HOU (with WAS)

MOST STOLEN BASES: 2 - 4/3/00 vs. LA (with MON)

LONGEST HITTING STREAK:

21 - 5/4 - 27/02 (with MON)

CAREER GRAND SLAMS: 3 - 3 times;

last done; 9/19/03 at NYM (with MON)

- CAREER:** A career .301 (1280x4257) hitter in his Major League career...prior to joining Seattle, had spent entire pro career with the Washington/Montreal franchise...one of seven players with 1,000 games played with the Nationals/Expos...agreed to participate in the 2005 World Baseball Classic for Puerto Rico, but backed out in February, 2006 in order to fully strengthen knee...signed by Expos scouts Fred Ferreira and Juan Loyola.
- 1992:** In pro debut, named to Gulf Coast post-season All-Star team...named Topps' Co-Player of the Month for August...was also the Expos' organization Player of the Month in August...ranked third among short-season switch-hitters in batting (.330).
- 1993:** Struggled through injury-plagued campaign, but showed offensive flashes in first pro season...left-wrist sprain rendered DL stint, June 1...activated from the DL, June 15th...didn't play after July 26 due to the same sprain.
- 1994:** Advanced to West Palm Beach...named Florida State League Player of the Week for the period ending June 19.
- 1995:** Began season with West Palm Beach (A), hit .325 and was promoted to Harrisburg (AA)...surpassed the 100-hit plateau for second consecutive season...also legged out then career-high 31 doubles for the two clubs.
- 1996:** Paced Harrisburg (AA) with 82 RBI in only complete Double-A season...hit 18 homers, the highest total of minor league career...batted .467 with 14 hits in the Eastern League playoffs...led Senators to Eastern League championship.
- 1997:** Hit .323 in 73 games with Ottawa (AAA) to earn first big league exposure...enjoyed two separate stints with the Expos: June 6-July 1 and July 21 through the end of the season...appeared in 67 games with Montreal, including 36 starts at third base...went 9x20 (.450) with 4 doubles and 4 RBI as a pinch hitter...first big league hit was a pinch-hit double off Steve Trachsel on June 8 vs. the Cubs...went 4x5 on August 7 vs. Dodgers...with the advent of Interleague play, was Montreal's first designated hitter on June 16 at Baltimore...first start in the field came at third on June 18 at Baltimore...first career homer came on Sept. 11 at Shea Stadium vs. the Mets off Mel Rojas...with Ottawa, posted 90 hits in 73 International League contests...named International League's Player of the Week for the period ending June 1, batting .500 (13x26)...led Ottawa in nearly every offensive category when summoned by Montreal for the first time...played for Ponce in the Puerto Rican Winter League at season's end.
- 1998:** The Expos' Opening Day second baseman, struggled early and was sent to Ottawa (AAA) on May 10...hit .400 in nearly two weeks with the Lynx and was recalled by Montreal on May 23...was again optioned to Ottawa before being recalled for good on Sept. 4...in all, played in 83 big league games...made 46 starts at 2B, 3 at 3B...hit .325 in 25 June contests...following the season, played for Ponce in the Puerto Rican Winter League...was a unanimous selection as the league's MVP...hit .417 and won the batting title...the .417 mark was the highest in the PRWL since Edgar Martinez hit .424 in '90.
- 1999:** Began season as a bench player, but emerged in mid-May as a front line player and produced spectacular results (.304, 12 home runs and 59 RBI)...ranked second in the NL with 45 doubles...tallied 38 multi-hit games...hit .304 despite capping season in 0x26 slide that dropped batting average to .304 from .321...made 115 starts at second base, 7 more at first base...received first career start at first base on April 7 at Pittsburgh...posted career-high 5 RBI on April 14 at Milwaukee...hit first career pinch-hit homer on May 2 vs. St. Louis...hit first career grand slam on Aug. 6 vs. San Diego off Carlos Almanzar...reached base five times on Sept. 1 at Arizona (3x3, 2 BB).
- 2000:** In only second full big league season, turned in career year...established career highs and club records for second baseman in most offensive categories, including batting average (.331), games (153), hits (200), doubles (51), home runs (24) and RBI (97)...became the second second baseman in the last 60 years to post at least 200 hits, 50 doubles and a .300 average (also Craig Biggio in '98)...became just the fourth player in Expos history to reach the 200-hit plateau...the 200 hits also set a franchise mark for hits in a single season by a second baseman (Dave Cash held the previous mark, 188 in '77)...ranked among NL leaders in multi-hit games (2nd with 60), hits (2nd), doubles (3rd), home batting average (5th at .369), batting average against LHP (6th at .373) and batting (7th)...participated in first All-Star Game, which was played at Turner Field in Atlanta...became first Expos second baseman to earn an invite...went 0x1 after pinch-hitting in the ninth inning...named Expos Molson Player of the Month for May (.387, 11 doubles, 5 home runs and 25 RBI, June (.356, 5 home runs and 15 RBI) and August (.333, 38 hits,

VIDRO (continued)

7 home runs and 18 RBI)...became only the 5th Expo to earn the POTM award 3 times in a single season (Vlad Guerrero, Pedro Martinez, Andres Galarraga, Tim Lincecum)...led MLB 2B with 442 assists...ranked second among NL second basemen with 102 double plays...went 3x4 with two stolen bags on Opening Day, April 3 at LA...hit two home runs in a single game for the first time on April 11 at Pittsburgh...scored career-high 4 runs on May 14 vs. Chicago (NL)...matched career high and franchise record with 3 doubles, May 17 vs. Arizona...hit safely in a career-high 14 straight, June 16- July 1 (21x58, .362)...also posted a 12-game hitting streak from May 1-14 (20x48, .417)...along with teammate and fellow-Puerto Rican Javier Vazquez, represented MLB in the annual series/tour of Japan after the season...laced game-winning seventh-inning single in the tour's finale...homered from both sides of the plate in the same game, July 3 at Atlanta...reached base safely via hit or a walk in 24 straight games, Aug. 18-Sept. 24...recorded 200th hit via solo shot on Sept. 30 at NYM off Glendon Rusch...ball was retrieved by Mets security and then was given, by Jose, to his father, who was in attendance.

2001: Produced another stellar offensive season despite missing 36 games due to various injuries...led all NL second basemen with a .319 batting average...trailed only Cleveland's Roberto Alomar (.336) and Seattle's Bret Boone (.333) in MLB...hit over .300 in four of six months...named Expos Molson Player of the Month in July...led NL with a .443 batting average to pocket the citation...hit in the head by a Roy Oswalt pitch on Aug. 4 at Houston...sustained concussion...missed 11 of next 13 contests...51 multi-hit games ranked second on Expos...hit safely in 14 straight games, July 4-20...batted .509 with 5 homers and 16 RBI during the 14-game run, which included 11 multi-hit effort...led MLB with a .456 batting average in interleague play...3-hit effort on Opening Day, April 2 at Chicago (NL), included 2-run homer off Jon Lieber on first pitch...sore left forearm rendered stint on 15-Day DL, May 22...reactivated on June 12 at NYY...hit by pitch three times with the bases loaded, all by Pittsburgh pitchers (Joe Beimel, Jason Schmidt, Rich Loiselle)...reached base safely in nine straight plate appearances, July 4-5 (5 hits, 3 BB, one HBP).

2002: Turned in another potent offensive season...started at second base in the All-Star Game in Milwaukee...took the field with teammate Vladimir Guerrero, marking the first time two Expos started the Mid-Summer Classic since '84 (RHP Charlie Lea, C Gary Carter)...named Expos Molson Player of the Month in both May (.325, 3 home runs, 23 RBI) and June (.352, 3 homers, 15 RBI)...ranked among NL top 10 in batting with RISP (tied for 2nd at .372), hits (3rd with 190), doubles (tied for 3rd with 43), multi-hit games (4th with 54), longest hitting streak (4th with 21), batting average (6th at .315), home batting average (6th at .335), runs (tied 8th with 103), sacrifice bunts (tied for 9th with 11)...hit safely in career-high 21 straight games, May 4-27...the 21-game run tied for the 3rd-longest in Expos history...54 multi-hit games ranked second on the club...scored a career-high 103 runs, topping the century mark for the second time in three seasons (101 in 2000)...hit second career grand slam in 10th inning of 13-9 win on May 25 vs. Philadelphia (off Hector Mercado)...then posted 4 hits the next day vs. Phillies...laced game-winning 3-run double in ninth inning off John Smoltz, May 29 at Atlanta...10th-inning solo shot on July 26 vs. Florida off Vladimir Nunez was a game-winner...hit a game-winning 3-run shot off Toby Borkand in the 14th inning, Sept. 17 at Florida...was ejected for the first time in career on April 27 vs. St. Louis by home-plate umpire Alfonso Marquez for arguing a called third strike.

2003: Battled through a nagging right knee injury, but once again produced offensively and defensively in his seventh season with the Expos...named to his third NL All-Star team by Chicago-skipper Dusty Baker (also 2001 and '02)...due to Marcus Giles injury, started his second Mid-Summer Classic; went 0x2...was batting .332 with 11 home runs and 47 RBI at the All-Star break to earn the honor...for the first time, was named to the 2003 NL Silver Slugger Team...thanks to career-best 69 walks, led NL second basemen with a career-high .397 on-base percentage (12th in NL)...15 home runs were trumped by only Jeff Kent (22) and Marcus Giles (21) among National League second baggers...ranked second on the club with 44 multi-hit games...hit .300 or better in every month except September (.224)...atted .328 (22x67) with 7 doubles, 3 home runs and 12 RBI in 21 games in his homeland of Puerto Rico...also posted impressive on-base (.432) and slugging (.567) percentages in 22 games at Hiram Bithorn Stadium...named MVP of the Expos first Puerto Rico homestand, April 11-20 (13x38 with 7 doubles, 2 homers and 7 RBI)...posted

a trio of hit streaks of 10 or more games in '03, the longest of which lasted 13 games (July 3-20)...also posted 12- (Aug. 7-19) and 10-game (April 11-20) hitting streaks...hit game-ending homer to lead off 10th inning, April 12 at Estadio Hiram Bithorn, off NYM's Mike Stanton...the solo shot provided Expos with dramatic 2-1 victory...September 19 at NYM, hit 3rd grand slam of his career, the first ever allowed by Tom Glavine...led the Expos with two multi-homer efforts (July 1 at New York (NL) and Sept. 19 at NY (NL))...hit above .300 against both left- (.315) and right-handed (.309) pitching...13 of 36 doubles came in April...ejected by home-plate umpire Mike Fichter in the ninth inning on Sept. 2 at Philadelphia (arguing balls and strikes).

2004: Despite battling injuries—namely right patella tendinitis—for most of the season, once again posted solid offensive numbers...agreed to terms on a 4-year contract extension, May 14...vastly superior batting in the No. 3 hole (.311 with 10 home runs) than batting No. 2 (.252 with 4 homers)...did not hit at least .300 for the first time in 6 seasons, or since batting .220 in 1998...hit 100th career home run in the 4th inning in the opener of an Aug. 18 doubleheader at San Francisco...had been stuck on 99 for 18 games, but became the ninth member of the Expos' 100-home run club...2-run shot came off San Francisco-starter Brad Hennessey...with a 3-hit effort on June 17 vs. Minnesota, became the seventh member of the Montreal Expos 1,000-hit club...all seven members recorded their first 1,000 hits exclusively wearing an Expos uniform...joined the exclusive list with a fifth-inning infield single off Terry Mulholland (hard liner off the pitcher)...hit safely in 19 straight games, June 12-July 2...went 32x73 (.438) with 4 doubles, 6 home runs and 17 RBI during the 19-gamer...streak was two short of his career-high 21-game run, May 4-27, 2002...ranked second on the Expos with 8 game-winning RBI (Tony Batista, 18)...hit .376 in day games...batted .308 with runners on base...went 25x72 (.347) in 18 interleague contests...7 of 14 homers came with 2 strikes...hit .301 after the All-Star break despite increasing pain in the knee...played in final game at The Big O on Aug. 15 vs. HOU (3x4, RBI)...on Sept. 8, 2004, had successful surgery performed on his right knee by Dr. Richard Steadman in Vail, Col...Steadman and his staff removed the inflamed portion of the patellar tendon and the inflammatory nodule from Vidro's right knee during the procedure...began rehabbing the knee less than a week after surgery.

2005: Struggled with an assortment of injuries in first season in Washington...coming off surgery on right knee, worked hard to become Nationals starting second baseman on Opening Day...battled right knee inflammation, a right thigh muscle injury and a partially torn tendon in the left ankle...biggest injury came May 4 at Los Angeles...was expected to miss 7-14 days with a high and lateral left ankle sprain...instead, an MRI revealed a partially torn peroneal tendon in his left ankle...missed 54 games...despite injuries, started a team-leading 79 games at second...made 7th Opening Day start on April 4 at Philadelphia and finished 1x5...struggled with power from the left-side, hitting only 2 home runs in 243 at-bats against opposing right-handers (one home run every 121.5 at-bats)...5 of 7 homers came hitting right handed in only 66 at-bats against southpaws (one homer every 13.2 at-bats)...hit .313 (10x32) with RISP and 2 outs...batted .321 in close and late situations...hit .314 in April, .260 thereafter...thrived against division foes Atlanta (.421, 3 homers, 7 RBI) and Philadelphia (.321, one homer, 6 RBI)...posted superior offensive numbers batting third (.484 slugging percentage) than second (.384 SLG)...batted .323 with 4 home runs when leading off an inning...legged out 20 or more doubles for 7th consecutive season...snapped 4-4 tie with game-winning homer in 10th inning off Rheal Cormier, April 7 at Philadelphia...the 10th-inning homer was his 5th career in extra-inning, 4 of which have been game winners (one extra-inning long ball added to an Expos pre-existing lead)...all 4 extra-inning home runs have come in the 10th inning against NL East Foes (April 7, 2005 at Philadelphia off Rheal Cormier [W5-4], April 13, 2003 vs. the New York Mets in Puerto Rico off Mike Stanton [W2-1], July 26, 2002 vs. Florida off Vladimir Nunez [W6-5] and May 25, 2002 vs. Philadelphia off Hector Mercado [grand slam, W13-9])...with the same homer, moved past Rondell White (101) into sole possession of seventh place on franchise all-time homer list...29 August hits tied Jose Guillen for the club lead...notched a trio of game-winning RBI...went 1x5 on Opening Day, April 4 at Philadelphia, in the inaugural game of the Washington Nationals...with 2 hits on April 6 at Philadelphia, surged past Warren Cromartie (1,063) into sole possession of sixth place on franchise's all-time hits list...registered season-high 11-game hitting streak, April 10-21, batting .378 (14x37) with 4 doubles, a triple, 3 homers and 11 RBI...

VIDRO (continued)

rehab assignment June 30-July 4, went 2x13 with a double, 3 RBI and 4 walks during a 5-game rehab stint with Potomac of the Single-A Carolina League...in addition to 3 games at DH, played second base twice for the P-Nationals...was reinstated from the DL on July 5 and went 1x4 with a double and RBI that night vs. NYM.

AWARDS: All-Star Game: 2000, 2002 (starter), 2003...Silver Slugger: 2003 (2B)...Puerto Rican Winter League MVP: 1998.

VIDRO'S PLAYING RECORD

YEAR	CLUB	AVG.	G	AB	R	H	2B	3B	HR	RBI	SH	SF	HP	BB	SO	SB-CS	E	OBP.
1992	GCL Expos	.330	54	200	29	66	6	2	4	31	1	2	0	16	31	10-1	4	.376
1993	Burlington	.240	76	287	39	69	19	0	2	34	4	2	5	28	54	3-2	7	.317
1994	W. Palm Beach	.267	125	465	57	124	30	2	4	49	3	3	5	51	56	8-2	20	.344
1995	Harrisburg	.260	64	246	33	64	16	2	4	38	4	3	1	20	37	3-7	9	.315
	W. Palm Beach	.325	44	163	20	53	15	2	3	24	2	2	2	8	21	0-1	4	.360
1996	Harrisburg	.259	126	452	57	117	25	3	18	82	9	10	2	29	71	3-1	15	.300
1997	Ottawa	.323	73	279	40	90	17	0	13	47	0	3	1	22	40	2-0	8	.370
	MONTREAL	.249	67	169	19	42	12	1	2	17	0	3	2	11	20	1-0	4	.297
1998	MONTREAL	.220	83	205	24	45	12	0	0	18	6	3	4	27	33	2-2	6	.318
	Ottawa	.289	63	235	35	68	14	2	2	32	1	3	4	24	25	5-2	6	.316
1999	MONTREAL	.304	140	494	67	150	45	2	12	59	2	2	4	29	51	0-4	11	.346
2000	MONTREAL	.330	153	606	101	200	51	2	24	97	0	6	2	49	69	5-4	10	.379
2001	MONTREAL	.319	124	486	82	155	34	1	15	59	2	2	10	31	49	-4-1	9	.371
2002	MONTREAL	.315	152	604	103	190	43	3	19	96	11	3	3	60	70	2-1	11	.378
2003	MONTREAL	.310	144	509	77	158	36	0	15	65	2	5	7	69	50	3-2	10	.397
2004	MONTREAL	.294	110	412	51	121	24	0	14	60	4	2	0	49	43	3-1	6	.454
2005	WASHINGTON	.275	87	309	38	85	21	2	7	32	2	4	1	31	30	0-0	5	.424
	Potomac#	.153	5	13	3	2	1	0	0	3	0	0	0	4	2	0-0	0	.231
2006	WASHINGTON	.289	126	463	52	134	26	1	7	47	0	4	3	41	48	1-0	5	.395
	Potomac#	.250	1	3	0	1	1	0	0	0	0	0	0	0	0	0-0	0	.333
	Harrisburg#	.250	3	8	0	2	0	0	0	1	0	0	0	2	0	0-0	0	.400
ML TOTALS		.301	1186	4257	614	1280	304	12	115	550	29	34	36	397	463	21-15	77	.459

ALL-STAR GAME

YEAR	CLUB	SITE	AVG.	G	AB	R	H	2B	3B	HR	RBI	SH	SF	HP	BB	SO	SB-CS	E	OBP.
2000	NL	Atlanta	.000	1	1	0	0	0	0	0	0	0	0	0	0	0	0-0	1	.000
2002	NL	Milwaukee	.000	1	2	0	0	0	0	0	0	0	0	0	0	0	0-0	0	.000
2003	NL	Chicago (AL)	.000	1	2	0	0	0	0	0	0	0	0	0	2	0-0	0	.000	
ASG TOTALS			.000	3	5	0	0	0	0	0	0	0	0	0	2	0-0	1	.000	

TEAM DESIGNATED HITTING

YEAR	AVG.	AB	R	H	2B	3B	HR	RBI	BB	SO
1977	.246	609	78	150	22	2	16	64	58	89
1978	.225	583	70	131	21	1	17	70	76	106
1979	.278	654	82	182	20	6	29	106	42	114
1980	.257	608	77	166	29	2	19	71	63	98
1981	.292	435	53	127	17	1	19	49	33	85
1982	.279	634	83	177	34	1	24	77	60	118
1983	.234	586	73	137	29	0	20	74	65	114
1984	.233	596	89	139	20	0	31	82	95	127
1985	.211	596	94	126	20	1	39	105	101	154
1986	.254	594	93	151	18	6	30	89	91	150
1987	.257	573	93	147	18	2	34	109	103	122
1988	.246	585	79	144	29	2	24	80	89	100
1989	.259	633	74	164	25	1	21	96	45	114
1990	.250	608	68	152	25	0	23	99	72	102
1991	.226	606	62	137	26	2	14	91	73	99
1992	.275	628	85	173	42	0	23	88	56	87
1993	.253	597	86	151	25	1	19	77	85	92
1994	.265	442	55	117	22	1	19	63	48	85
1995	.355	519	124	184	54	0	29	113	117	89
1996	.309	596	134	184	50	2	32	111	128	105
1997	.315	562	107	177	34	1	26	113	119	98
1998	.312	568	91	177	45	1	28	102	105	100
1999	.318	556	99	177	38	1	25	95	104	113
2000	.324	577	110	187	32	0	38	149	101	101
2001	.305	577	104	176	47	1	24	131	106	106
2002	.274	583	77	160	35	0	23	99	89	112
2003	.291	553	93	161	30	0	24	107	104	108
2004	.272	607	68	165	30	0	16	80	75	138
2005	.268	575	73	154	22	3	14	79	56	96
2006	.233	575	65	134	21	0	17	65	50	123
Totals	.270	17415	2539	4697	880	38	717	2735	2409	3245

DETAILED BREAKDOWN

2006					Career					Career by Ballpark						
AVG.	AB	H	HR	RBI	AVG.	AB	H	HR	RBI	AVG.	AB	H	HR	RBI		
.583	24	14	0	1	Baltimore	.350	60	21	0	5	Camden Yards	.324	34	11	0	1
.200	10	2	1	1	Boston	.222	54	12	2	7	Fenway Park	.077	26	2	1	1
—	—	—	—	—	Chi. White Sox	.333	24	8	0	7	U.S. Cellular Field	.300	10	3	0	1
—	—	—	—	—	Cleveland	.500	12	6	0	3	Jacobs Field	—	—	—	—	—
—	—	—	—	—	Detroit	.400	10	4	1	2	Comerica Park	.400	10	4	1	2
—	—	—	—	—	Kansas City	.208	24	5	0	6	Kauffman Stadium	.250	12	3	0	3
—	—	—	—	—	L.A. Angels	.444	9	4	0	2	Angel Stadium of Anaheim	—	—	—	—	—
—	—	—	—	—	Minnesota	.500	12	6	2	4	Metrodome	—	—	—	—	—
.154	13	2	0	1	N.Y. Yankees	.291	55	16	1	6	Yankee Stadium	.276	29	8	1	3
—	—	—	—	—	Oakland	.250	8	2	1	1	McAfee Coliseum	.250	8	2	1	1
—	—	—	—	—	Seattle	.304	23	7	0	10	Safeco Field	.304	23	7	0	0
.273	11	3	0	1	Tampa Bay	.356	59	21	2	7	Tropicana Field	.308	26	8	0	2
—	—	—	—	—	Texas	.273	11	3	1	2	Ameriquest Field	—	—	—	—	—
.333	12	4	0	0	Toronto	.340	144	49	4	16	Rogers Centre	.349	83	29	3	11
.190	21	4	0	5	Arizona	.273	183	50	5	32	Chase Field	.258	89	23	1	15
.204	49	10	1	3	Atlanta	.303	413	125	13	47	Turner Field	.308	240	74	10	29
.125	8	1	0	0	Chi. Cubs	.309	139	43	4	21	Wrigley Field	.258	66	17	1	6
.400	25	10	0	1	Cincinnati	.260	200	52	0	15	Great American Ball Park	.367	30	11	0	2
.269	26	7	0	3	Colorado	.352	213	75	9	32	Coors Field	.380	108	41	7	19
.278	36	10	0	3	Florida	.277	426	118	7	46	Dolphins Stadium	.221	213	47	2	13
.364	33	12	3	12	Houston	.318	239	76	7	39	Minute Maid Park	.274	84	23	4	17
.250	8	2	0	1	L.A. Dodgers	.261	176	46	0	11	Dodger Stadium	.232	69	16	0	5
.368	19	7	0	2	Milwaukee	.271	192	52	6	26	Miller Park	.276	76	21	2	6
.378	45	17	1	4	N.Y. Mets	.299	385	115	16	58	Shea Stadium	.290	193	56	10	32
.229	70	16	0	3	Philadelphia	.297	465	138	11	52	Citizens Bank Park	.329	70	23	3	10
.318	22	7	1	3	Pittsburgh	.345	174	60	8	28	PNC Park	.306	49	15	2	7
.250	20	5	0	3	St. Louis	.307	192	59	4	22	Busch Stadium I	.200	15	3	0	0
.091	11	1	0	0	San Diego	.302	172	52	6	22	PETCO Park	.292	24	7	0	2
—	—	—	—	—	San Francisco	.301	183	55	5	31	AT&T Park	.296	71	21	1	16
—	—	—	—	—	Washington	—	—	—	—	—	RFK Stadium	.254	350	89	5	34
.272	213	58	3	20	at Home	.311	2071	645	51	282	Astrodome	.441	34	15	0	6
.304	250	76	4	27	Away	.290	2186	635	64	268	Busch Stadium I	.321	81	26	2	7
.303	330	100	5	32	Pre-ASG	.313	2452	767	73	340	3ComPark	.296	27	8	1	4
.256	133	34	2	15	Post-ASG	.284	1805	513	42	210	County Stadium	.302	43	13	2	11
.323	133	43	3	13	vs. LHP	.302	1087	328	31	137	Olympic Stadium	.326	1602	523	43	232
.276	330	91	4	34	vs. RHP	.300	3170	952	84	413	Qualcomm Stadium	.302	63	19	3	8
.273	99	27	2	38	RISP	.296	984	291	30	415	Riverfront Stadium	.273	66	18	0	8
.333	9	3	0	8	Bases Loaded	.339	59	20	3	64	Three Rivers Stadium	.298	47	14	3	5
.143	7	1	0	1	as PH	.312	77	24	1	13	Veterans Stadium	.282	131	37	3	12
.250	8	2	0	0	as DH	.286	49	14	1	6						
—	—	—	—	—	in March	.333	3	1	0	1						
.344	93	32	3	15	April	.308	760	234	25	112						
.296	98	29	1	6	May	.294	717	211	18	97						
.287	101	29	1	6	June	.335	722	242	21	96						
.255	51	13	1	4	July	.290	675	196	21	79						
.222	36	8	0	0	August	.298	763	227	21	92						
.259	81	21	1	14	September	.275	596	164	9	73						
.667	3	2	0	0	October	.238	21	5	0	0						

VIDRO'S CAREER TRANSACTIONS:

- Selected by the Montreal Expos in the sixth round of the June, 1992 draft.
- On the disabled list with a partial tear of pronator muscle May 22-June 12, 2001.
- On the disabled list after undergoing right knee surgery Aug. 26, 2004—end of regular season.
- On the disabled list with a high left ankle sprain May 9-July 5, 2005 (including rehabilitation assignment at Potomac June 30-July 4).
- On the disabled list with a left hamstring strain July 25-Aug. 18, 2006 (including rehabilitation assignment at Potomac and Harrisburg).
- Acquired by the Seattle Mariners in exchange for Emiliano Fruto (rhp) and Chris Snelling (of), Dec. 18, 2006.



JARROD WASHBURN (56)

POSITION: Left-Handed Pitcher

AGE: 32, turns 33 Aug. 13

BORN: 8-13-74 in La Crosse, WI

BATS: Left

THROWS: Left

HEIGHT: 6-1

WEIGHT: 190

ML SERVICE: 7 years, 131 days

CONTRACT STATUS: Signed through 2009

ACQUIRED: Signed as a free agent, Dec. 19, 2005.

2006:

- Made his first career appearance for a team other than the Angels on April 5, beating his old team.
- Defeated the Angels in his Mariners debut, six months after he started Game Two of the ALCS for Los Angeles...four other pitchers made their first start of a season against a team for which they started during the previous postseason, but unlike Washburn, all four of them lost: Long Tom Hughes (Yankees vs. Red Sox, 1904); Vic Willis (Cardinals vs. Pirates, 1910); Mike Moore (Tigers vs. Athletics, 1993); Jack McDowell (Indians vs. Yankees, 1996).
- The Mariners were 15-16 in his 31 starts.
- Led the team with 16 quality starts, including eight quality starts in his last 15 games.
- Opponents batted .286, including a .257 (154x599) average by right-handers...19 of 25 home runs allowed were by righties.
- Allowed two runs or less in 15 of his 31 starts...is 64-10 in his career when allowing two earned runs or less, but was 6-6 in 2006.
- Went 2-9 away from Safeco Field this season; previously had only one year (1999, 1-2) with a losing record on the road.
- Mariners scored an average of 4.52 runs while he was in the game in '06 (94 total runs)... team tallied three runs or less in 17 starts...was the fourth lowest run support in the AL.
- Lost three consecutive starts April 11-21; first time since Sept. 9-19, 2004 he recorded losses in three consecutive starts.
- Went 0-0 with a 4.68 ERA in interleague play...the Mariners won three of his four starts against the National League.
- Made 200th career start on July 2 vs. Colorado, recording no decision (7.0,6.2,2,4,3)
- Won back-to-back starts Aug. 24 & 30; first wins in consec. starts since 5/8-5/14/05.
- Went 3-0, 2.08 (6 ER/26.0 IP) in his last four starts at home from Aug. 9-Sept. 9.
- Picked up career strikeout #800 on Sept. 14 at Kansas City.
- Left game on Sept. 19 at Texas after tossing 2.1 innings with an injury to his right calf... missed remainder of the season.

PERSONAL: Jarrod Michael Washburn...resides in Danbury, WI with wife Kerrie and children Jack, Owen and Ava...graduated from Webster High School (WI)...attended University of Wisconsin-Oshkosh...member of 1994 NCAA Division III National Champion baseball squad...named 1995 Second-Team All-American.

CAREER: Is 49-33 on road (3.66 ERA) and 34-38 at home (4.45 ERA) for career...had spent entire career in Angels organization prior to 2006.

1995: Began pro career at Boise...among Northwest League starters, ranked second in strikeouts per nine innings (10.57), runners per nine innings (9.98) and third in average against (.208)...promoted to Cedar Rapids where he made three starts.

1996: Split season between AAA Vancouver, AA Midland and A Lake Elsinore...began with Lake Elsinore...transferred to Midland June 14...promoted to Canadians July 19...was assigned back to Midland July 27.

1997: Began season with Midland...led Texas League in strikeouts (146), innings pitched, losses and HRs allowed (23)...ranked second in wins and tied for second in complete

WASHBURN'S CAREER HIGHS

MOST STRIKEOUTS: 10 - 6/22/02 at MIL (with LAA)

LOW-HIT GAME: 3 - 5/8/01 at CWS (8.0 IP) (with LAA)

LONGEST WINNING STREAK: 12 - 4/19-7/21/02
(with LAA)

LONGEST LOSING STREAK: 6 - twice;
last 9/4/01-4/13/02 (with LAA)

MOST INNINGS PITCHED:

STARTER: 9 - twice; last done 7/7/04 at CWS
(with LAA)

RELIEVER: 3.2 - 9/13/98 at BAL (with LAA)

- games...came within one out of no-hitter in 2-1 win over Wichita (8.2 IP, 1 H, 1 ER, 7 SO, 4 BB), June 26...struck out season-best 13 batters (8.0 IP), July 6 at Tulsa...promoted to Vancouver Aug. 30.
- 1998:** Began season at Vancouver...recalled by Angels three times (May 8, June 2 and Sept. 7) and optioned twice (May 9 and July 30)...posted 6-2, 4.21 (32ER/68.1IP) as starter and was 0-1, 9.53 (5.2 IP/6 ER) in relief with Angels...opened career 4-0, one victory shy of club record for consecutive wins to start career...won ML debut, June 2 at Kansas City, defeating Chris Haney and Royals, 7-5; allowed unearned run in second inning...game included 12 ejections, the result of five hit batters and two bench-clearing altercations...made first career relief appearance, Sept. 13 at Baltimore...made 14 starts at Vancouver...made one start at Midland (May 28 at San Antonio).
- 1999:** Began season at AAA Edmonton...recalled by Anaheim July 2 and made six relief appearances...optioned back to triple-A July 23...recalled again Aug. 16 and made 16 apps. (10 GS)...on AAA disabled list with strained oblique muscle (April 26-June 17).
- 2000:** Began season on 15-day disabled list, March 29 (retroactive to March 25) with strained right oblique muscle...made one rehabilitation start for Lake Elsinore April 7...activated from DL and optioned to Edmonton April 9...recalled by Anaheim May 10...led Angels starters by holding opponents to .215 batting average...was 4-0, 2.48 (8ER/29.0IP) in last five starts...placed on 15-day disabled list, July 23 (retroactive to July 22), with strained left biceps...activated, Aug. 7, making one start vs. Boston (4-1 win) before being placed on 15-day DL, Aug. 8, with sore left shoulder...collected first ML hit (single) and RBI (2), June 10 at Arizona...run-scoring single to left field came off Omar Daal.
- 2001:** Led Angels starters in ERA (3.77)...among AL leaders ranked second in road ERA (3.02)...posted eight-game win streak (5th longest in AL), May 13-July 24, 2001 registering 2.64 ERA in those 14 outings (28ER/95.1IP)...finished first in AL with 12 pickoffs (11 as pickoff/caught stealing)...placed on DL March 27 (retroactive to March 23) due to strep throat...made exhibition start April 3 at single-A Rancho Cucamonga against UC Riverside and one rehab assignment at triple-A Salt Lake (0-1, 5.87 ERA)...recalled from rehabilitation and activated from disabled list April 16...first career complete game, a 2-0 setback, May 8 at Chicago (8 IP, 3 H, 2 R, 2 ER, 1 HR, 3 BB, 1 IBB, 6 SO)...held White Sox hitless for 6.1 innings, before Paul Konerko's seventh inning single...complete game came in 40th major league start...batted .600 (3x5) with one run scored, a walk and two strikeouts...posted 3-for-3 performance (1 R, 1 BB), July 7 at Colorado.
- 2002:** Posted career bests in wins (18), starts (32), ERA (3.15, 7th in AL) and strikeouts (139) ...was Angels first 18-game winner since 1991 (Abbott, 18; Finley, 18; & Langston, 19) ...2.65 road ERA ranked third best in A.L...Angels were 22-10 in his 32 starts...one complete game in '02 came July 27 at Seattle (8 IP) in 3-1 loss, snapping 12-game win streak...struck out career-high 10 batters, June 22 at Milwaukee in 8-2 win...pitched 19 consecutive scoreless innings, June 27-July 16...made first Opening Day start March 31 vs. Cleveland, throwing the first pitch of MLB's 2002 season...involved in four 1-0 games and was 3-0, 1 ND in Angels win...750 (18-6) winning percentage was 3rd best in AL...allowed three earned runs-or-less in 26 of 32 starts...along with Barry Zito, was named to *Baseball America's* ML All-Star team as a starting pitcher...posted 13 road wins, setting new club record...posted career-best 12 straight wins, April 19-July 21 (17 starts)...was 12-0 with five no decisions in 17 starts during streak (35ER/110.2 IP/2.85 ERA)...win streak was longest in AL and tied (w/Miller, HOU) for longest in MLB.
- 2003:** Suffered mild sprain of AC joint in left shoulder, March 3, after fall during pitching drills...was limited to two spring training starts due to injury...led club in starters ERA (20-or-more starts), innings pitched and home runs allowed...34 home runs ranked tied for fifth most in club history and tied for first in AL (Mike Maroth, Det. & Ryan Franklin, Sea.)...also ranked fifth in AL in losses...set career highs in losses, starts (tied 2002), complete games, innings pitched, hits allowed (205), runs (106), earned runs and home runs...started career game No. 100, April 15 at TEX (5-4 loss)...posted 500th career strikeout, Aug. 23 at Detroit (Brandon Inge)...allowed career high 10 runs July 23 at TEX.
- 2004:** Won 11 games, fourth straight season with double-digit wins...3.76 road ERA ranked ninth in AL...7 of 11 wins came on the road...placed on 15-day disabled list (retroactive to July 21) due to inflamed cartilage in fifth rib left side of chest, July 27...activated from 15-day disabled list, Sept. 4...made one rehabilitation start for single-A Rancho Cucamonga, Aug. 29 (4 IP, 4 H, 1 R, 1 ER, 3 BB, 5 SO)...posted first career shutout July 7 at Chicago

WASHBURN (continued)

White Sox...shutout came in 146th career start...allowed career-high 13 hits and 10 runs (tied, nine earned), July 20 vs. CLE., six-game win streak (April 17-May 15).

2005: Among AL leaders was fourth in ERA (3.20), second in road ERA (2.65) and first in ERA in night games (2.53)...defeated Texas, 6-0, June 22 at Angel Stadium, marking first win at home since July 15, 2004 vs. Boston...did not allow a stolen base in 177.1 IP, the fourth-most innings pitched without a steal in a single season since 1974 (Chris Carpenter, STL - 182.0 in 2004; Geoff Zahn, Cal - 199.1 in 1984 & Kenny Rogers, Tex - 210.2 in 2002)...missed two scheduled starts, Sept. 14 and 19, due to tendonitis left forearm...placed on disabled list Aug. 3 (retroactive to July 25) due to inflamed left elbow...activated from disabled list, Aug. 12...ranked second among AL starters (4th in ML) with 1.95 ERA in June (7ER/32.1IP)...reached 1,000 career innings pitched, April 21 vs. Cleveland.

POSTSEASON EXPERIENCE: Appeared in the postseason three times (2002, 2004, 2005) ...has a 1-3 record and 4.91 ERA (20 ER, 36.2 IP) in eight games, seven starts...had a no-decision in the 2005 ALCS vs. the White Sox (0ER/4.2IP) in a 2-1 loss on Oct. 12... was 0-2, 9.31 (10ER/9.2IP) in the 2002 World Series...final outing of '02 post-season came in Anaheim's 16-4 loss in Game 5 of World Series at Pacific Bell Park (Loss; 4 IP, 6 H, 6 R, 6 ER, 5 BB, 1 IBB, 1 SO)...his four walks in the first inning tied a WS record...started Game 1 of World Series and suffered loss (5.2 IP, 6 H, 4 R, 4 ER, 3 HR, 2 BB, 5 SO)...allowed three home runs (Bonds, Sanders & Snow) in a game for the second time of the post-season (also Game 1 of ALDS at NYY) after not allowing more than two homers all regular season (32 starts)...best outing of postseason came in Angels' 2-1 win, Oct. 11 at Edison Field in Game 3 of 2002 ALCS (7 IP, 6 H, 1 R, 1 ER, 7 SO; 106 pitches - 75 strikes)...defeated David Wells and New York, 9-5, Oct. 5 at Edison Field in Game 4 of the 2002 Division Series (5 IP, 6 H, 2 R, 1 ER, 1 BB, 2 SO, 1 HB; 94 pitches - 59 strikes)...victory clinched ALDS for Anaheim, 3-1, and came on three days rest.

WASHBURN'S PLAYING RECORD

Year	Club	W-L	ERA	G	GS	CG	SHO	SV	IP	H	R	ER	HR	BB	SO	WP	BK
1995	Biose	3-2	3.33	8	8	0	0	0	46.0	35	17	17	1	14	54	1	0
	Cedar Rapids	0-1	3.44	3	3	0	0	0	18.1	17	7	7	1	7	20	1	0
1996	Lake Elsinore	6-3	3.30	14	14	3	0	0	92.2	79	38	34	5	33	93	8	0
	Midland	5-6	4.40	13	13	1	0	0	88.0	77	44	43	11	25	58	1	1
	Vancouver	0-2	(0.80)	2	2	0	0	0	8.1	12	16	10	1	12	5	1	0
1997	Midland	15-12	4.80	29	29	5	1	0	189.1	211	115	101	23	65	146	9	1
	Vancouver	0-0	3.60	1	1	0	0	0	5.0	4	2	2	0	2	6	2	0
1998	Vancouver	4-5	4.32	14	14	2	0	0	91.2	91	44	44	7	43	66	5	0
	Midland	0-1	6.23	1	1	0	0	0	8.2	13	8	6	2	2	8	0	0
	ANAHEIM	6-3	4.62	15	11	0	0	0	74.0	70	40	38	11	27	48	0	0
1999	Edmonton	1-5	4.73	11	11	1	0	0	59.0	50	31	31	6	17	55	1	0
	ANAHEIM	4-5	5.25	16	10	0	0	0	61.2	61	36	36	6	26	39	2	0
2000	Lake Elsinore#	0-0	6.00	1	1	0	0	0	3.0	3	2	2	0	2	7	0	1
	Edmonton	3-0	3.52	5	5	0	0	0	30.2	35	13	12	2	13	20	3	0
	ANAHEIM	7-2	3.74	14	14	0	0	0	84.1	64	38	35	16	37	49	1	0
2001	Salt Lake #	0-1	5.87	1	1	0	0	0	7.2	9	5	5	1	1	5	0	0
	ANAHEIM	11-10	3.77	30	30	1	0	0	193.1	196	89	81	25	54	126	3	0
2002	ANAHEIM	18-6	3.15	32	32	1	0	0	206.0	183	75	72	19	59	139	5	1
2003	ANAHEIM	10-15	4.43	32	32	2	0	0	207.1	205	106	102	34	54	118	4	1
2004	ANAHEIM	11-8	4.64	25	25	1	1	0	149.1	159	81	77	20	40	86	5	0
	Rancho Cuca. #	0-0	2.25	1	1	0	0	0	4.0	4	1	1	0	3	5	0	0
2005	LA OF ANAHEIM	8-8	3.20	29	29	1	1	0	177.1	184	66	63	19	51	94	2	0
2006	SEATTLE	8-14	4.67	31	31	0	0	0	187.0	198	103	97	25	55	103	3	0
ML TOTALS		83-71	4.04	224	214	6	2	0	1340.0	634	601	175	45	13	25	2	2

BATTING	AVG	AB	R	H	2B	3B	HR	RBI	SH	SF	BB	SO
Career	.267	20	1	8	0	0	0	2	7	0	4	8

Last Hit—6/25/04 vs. Houston Last Home Run—None

DIVISION SERIES

Year	Club, Opp.	W-L	ERA	G	GS	CG	SHO	SV	IP	H	R	ER	HR	BB	SO	WP	BK
2002	ANA vs. NYY	1-0	3.75	2	2	0	0	0	12.0	12	6	5	3	3	4	0	0
2004	ANA vs. BOS	0-1	10.80	2	1	0	0	0	3.1	6	8	4	2	3	3	0	0
DS TOTALS		1-1	5.28	4	3	0	0	0	15.1	18	14	9	5	6	7	0	0

LEAGUE CHAMPIONSHIP SERIES

Year	Club, Opp.	W-L	ERA	G	GS	CG	SHO	SV	IP	H	R	ER	HR	BB	SO	WP	BK
2002	ANA vs. MIN	0-0	1.29	1	1	0	0	0	7.0	6	1	1	0	0	7	0	0
2005	LAA vs. CWS	0-0	0.00	1	1	0	0	0	4.2	4	1	0	0	1	1	0	0
LCS TOTALS		0-0	0.77	2	2	0	0	0	11.2	10	2	1	0	1	8	0	0

WORLD SERIES

Year	Club, Opp.	W-L	ERA	G	GS	CG	SHO	SV	IP	H	R	ER	HR	BB	SO	WP	BK
2002	ANA vs. SF	0-2	9.31	2	2	0	0	0	9.2	12	10	10	3	7	6	0	0

DETAILED BREAKDOWN

2006																	CAREER																	CAREER BY BALLPARK																
W-L-S	ERA	G	IP	H	ER		W-L-S	ERA	G	IP	H	ER		W-L-S	ERA	G	IP	H	ER																															
1-0-0	6.35	1	5.2	7	4	Baltimore	6-2-0	3.79	10	61.2	56	26	Camden Yards	3-1-0	3.90	5	30.0	25	13																															
0-1-0	5.56	2	11.1	11	7	Boston	3-3-0	4.66	10	58.0	57	30	Fenway Park	1-2-0	3.60	5	30.0	28	12																															
1-0-0	1.35	1	6.2	4	1	Chi. White Sox	5-5-0	4.00	14	87.2	79	39	U.S. Cellular Field	3-3-0	3.57	8	53.0	42	21																															
1-2-0	4.42	3	18.1	18	9	Cleveland	7-6-0	4.71	16	99.1	98	52	Jacobs Field	6-2-0	3.31	9	54.1	39	20																															
0-3-0	3.80	3	21.1	16	9	Detroit	4-6-0	4.54	12	73.1	69	37	Comerica Park	3-2-0	4.54	6	39.2	36	20																															
0-2-0	13.50	2	8.2	18	13	Kansas City	6-4-0	3.68	12	73.1	74	30	Kauffman Stadium	4-1-0	2.66	7	40.2	26	12																															
3-1-0	4.31	5	31.1	34	15	L.A. Angels	3-1-0	4.31	5	31.1	34	15	Angel Stadium of Anaheim	29-34-0	4.63	95	555.2	607	286																															
0-1-0	5.14	1	7.0	7	4	Minnesota	5-3-0	3.52	11	71.2	61	28	Metrodome	4-1-0	2.72	6	39.2	32	12																															
1-1-0	2.13	2	12.2	15	3	N.Y. Yankees	4-3-0	2.59	8	55.2	55	16	Yankee Stadium	1-2-0	2.14	3	21.0	25	5																															
0-2-0	6.88	3	17.0	23	13	Oakland	7-12-0	4.10	28	166.2	159	76	McAfee Coliseum	4-6-0	3.97	16	95.1	89	42																															
—	—	—	—	—	—	Seattle	8-8-0	4.44	24	133.2	138	66	Safeco Field	11-9-0	3.53	26	170.2	154	67																															
1-0-0	0.00	1	6.2	3	0	Tampa Bay	9-2-0	2.61	13	86.1	82	25	Tropicana Field	4-1-0	2.08	6	39.0	30	9																															
0-1-0	3.52	3	15.1	16	6	Texas	7-6-0	4.12	23	129.9	135	59	Ameriquest Field	2-4-0	6.28	12	57.1	70	40																															
—	—	—	—	—	—	Toronto	1-6-0	4.00	7	43.0	47	22	Rogers Centre	1-2-0	3.65	3	19.2	19	8																															
0-0-0	6.00	1	6.0	5	4	Arizona	1-0-0	4.00	3	18.0	18	8	Chase Field	1-0-0	3.46	2	13.0	10	5																															
—	—	—	—	—	—	Atlanta	—	—	—	—	—	—	Turner Field	—	—	—	—	—	—																															
—	—	—	—	—	—	Chi. Cubs	—	—	—	—	—	—	Wrigley Field	—	—	—	—	—	—																															
—	—	—	—	—	—	Cincinnati	—	—	—	—	—	—	Great American Ball Park	—	—	—	—	—	—																															
0-0-0	2.57	1	7.0	6	2	Colorado	1-0-0	3.15	4	20.0	18	7	Coors Field	1-0-0	2.70	2	6.2	3	2																															
—	—	—	—	—	—	Florida	0-0-0	3.00	1	6.0	8	2	Dolphin Stadium	—	—	—	—	—	—																															
—	—	—	—	—	—	Houston	0-0-0	.00	1	2.0	1	0	Minute Maid Park	0-0-0	0.00	1	2.0	1	0																															
0-0-0	7.50	1	6.0	8	5	L.A. Dodgers	2-1-0	5.01	10	55.2	62	31	Dodger Stadium	2-1-0	4.08	6	35.1	38	16																															
—	—	—	—	—	—	Milwaukee	1-1-0	6.55	2	11.0	16	8	Miller Park	1-0-0	3.00	1	6.0	8	2																															
—	—	—	—	—	—	N.Y. Mets	0-1-0	6.17	2	11.2	12	8	Shea Stadium	0-0-0	1.42	1	6.1	6	1																															
—	—	—	—	—	—	Philadelphia	0-1-0	3.52	1	7.2	8	3	Citizens Bank Park	—	—	—	—	—	—																															
—	—	—	—	—	—	Pittsburgh	1-0-0	2.92	2	12.1	9	4	PNC Park	0-0-0	1.50	1	6.0	3	1																															
—	—	—	—	—	—	St. Louis	—	—	—	—	—	—	Busch Stadium II	—	—	—	—	—	—																															
0-0-0	3.00	1	6.0	5	2	San Diego	1-0-0	3.72	4	19.1	19	8	PETCO Park	—	—	—	—	—	—																															
—	—	—	—	—	—	San Francisco	—	—	—	—	—	—	AT&T Park	—	—	—	—	—	—																															
—	—	—	—	—	—	Washington	1-0-0	1.50	1	6.0	5	1	RFK Stadium	—	—	—	—	—	—																															
8-5-0	3.54	15	96.2	89	38	at Home	34-39-0	4.45	107	635.0	674	314	H.BillWirtz Stadium, P.R.	1-0-0	1.50	1	6.0	5	1																															
2-9-0	5.88	16	90.1	109	59	Road	49-33-0	3.66	117	705.1	646	287	Qualcomm Stadium	1-0-0	4.15	2	13.0	14	6																															
4-9-0	4.56	18	112.0	112	57	Pre-ASG	51-25-0	3.90	126	782.1	771	339																																						
4-5-0	4.80	13	75.0	86	40	Post-ASG	32-36-0	4.23	98	558.0	549	262																																						
8-14-0	4.67	31	187.0	198	97	Starter	83-70-0	3.99	214	1327.2	1307	589																																						
—	—	—	—	—	—	Relief	0-1-0	8.53	10	12.2	13	12																																						
—	—	—	—	—	—	in March	0-1-0	9.00	1	5.0	8	5																																						
2-3-0	3.51	5	33.1	27	13	April	11-11-0	4.46	28	175.2	197	87																																						
1-3-0	4.23	6	38.1	38	16	May	16-11-0	3.36	38	252.0	230	94																																						
1-2-0	7.57	5	27.1	34	23	June	16-8-0	4.34	41	249.0	251	120																																						
1-2-0	2.90	5	31.0	35	10	July	18-11-0	3.96	44	245.2	237	108																																						
3-2-0	4.06	6	37.2	38	17	August	12-12-0	3.72	32	198.1	188	82																																						
0-2-0	7.45	4	19.1	26	16	September	9-16-0	4.46	37	200.0	195	99																																						
—	—	—	—	—	—	October	1-1-0	3.69	3	14.2	14	6																																						

WASHBURN'S CAREER TRANSACTIONS

- Selected by Anaheim in the second round of the June, 1995 draft.
- On disabled list March 29 (retroactive to March 25)-April 9, 2000 with a strained right oblique muscle (included rehabilitation assignment to Lake Elsinore).
- On disabled list July 23 (retroactive to July 22)-Aug. 17, 2000 with a strained left biceps.
- On disabled list Aug. 8, 2000 thru the remainder of the season with a sore left shoulder.
- On disabled list March 27 (retroactive to March 23)-April 16, 2001 with strep throat.
- On disabled list July 27 (retroactive to July 21)-Sept. 4, 2004 with a strained cartilage in the left rib cage (included rehab assignment to Rancho Cucamonga).
- On disabled list Aug. 3 (retroactive to July 24)-Aug. 12 with inflammation of the left elbow.
- Signed by Seattle as a free agent, Dec. 19, 2005.



JEFF WEAVER (36)

POSITION: Right-Handed Pitcher

AGE: 30 **BORN:** 8-22-76 in Northridge, CA

BATS: Right **THROWS:** Right **HEIGHT:** 6-5 **WEIGHT:** 200

ML SERVICE: 8 years, 0 days

CONTRACT STATUS: Signed thru 2007

ACQUIRED: Signed as a free agent Jan. 30, 2007.

2006:

- Began season with the Angels, but finished as the winning pitcher in the clinching game of the World Series with St. Louis.
- Combined for 172.0 innings, his lowest total since 2003.
- Pitched 6+ innings in 17 of 31 GS.
- Had better than 2:1 strikeouts to walks ratio (107 SO / 47 BB).
- Started season with Los Angeles (AL) and suffered through 1-7 start; only win was at Oakland April 22.
- Matched career-high with five-game losing streak April 28-May 19.
- Pitched into the sixth inning and allowed 3 ER or less in six of final seven starts with LA.
- Was 3-10 with LA, but Angels scored two runs or less in five of his losses.
- Traded to St. Louis July 5 and made first Cardinals start July 17.
- Was 4-1, 4.03 in eight road starts with the Cardinals (1-3, 6.52 in new Busch Stadium).
- Was 3-2, 2.43 in five post-season starts...Cardinals scored a total of 1 run in two losses.
- Won Game #2 of the NLDS 2-0 over Padres; won Game #5 of the NLCS 4-2 over Mets; won Game #5 of World Series, 4-2 over Tigers.

PERSONAL: Jeffrey Charles Weaver...resides in Manhattan Beach, CA...was all-league honorable mention his senior season at Simi Valley High School (CA)...his cousin, Jed, played tight end for the New England Patriots and his brother, Jered, pitches with the Angels...went 10-4, 2.98 his senior season at Fresno State University, earning first-team All-American honors from *Collegiate Baseball* and the National Collegiate Baseball Writer's Association...was 33-15 with a 3.12 ERA in four years at FSU...finished his career as Bulldogs' career strikeout leader with 477...member of 1996 U.S. Olympic baseball team, which won bronze medal in Atlanta, GA...pitched in four games during Olympic competition and notched a save.

CAREER: Has pitched with the Tigers, Yankees, Dodgers, Angels and Cardinals in his big league career...has *averaged* over 205 innings per year the past three seasons (616.0 innings from 2004-2006) and 196.0 innings per season for his career.

1998: Assigned to Jamestown (A) after coming to terms with Tigers on July 31...made pro debut in a start on Aug. 15 vs. St. Catharines, tossing three scoreless innings...earned first pro win Aug. 25 at Erie...moved to Single-A West Michigan for a pair of regular-season outings prior to the playoffs...helped pitch Whitecaps to Midwest League title, winning a game in each of two playoff rounds...named the Tigers second-best prospect after season by *Baseball America*.

1999: Started season at Jacksonville (AA), making one start before becoming quickest Tigers' draft pick ever to make Major Leagues...set club record for strikeouts by a rookie right-hander (114), surpassing mark of Hooks Dauss (107) set in 1913...won ML debut April 14 vs. Minnesota, 7-1 (5.0 IP, 1 H, 0 R) to become first Tiger to win debut since Clint Sodowsky (1995)...was second player from 1998 draft (first pitcher) to make it to Majors (J.D. Drew)...won six of first nine starts...recorded first ML hit July 19 at Cincinnati, doubling off Pete Harnisch...made first relief appearance Sept. 26 vs. Kansas City.

2000: Led all Tigers hurlers with 200 innings pitched...began the season with Triple-A Toledo...was recalled by Tigers April 15...hurled first complete game of ML career April 28 vs. Chicago...posted 4-1, 3.69 mark in six starts during June...July 31 at Anaheim, struck out a career-high 12 batters...on Sept. 29, shut out Twins, 1-0, allowing six hits over 8.2 innings pitched.

WEAVER'S CAREER HIGHS

MOST STRIKEOUTS:

12 - 7/31/00 at ANA (with DET)

LOW-HIT GAME:

1 - 5/22/02 vs. CLE (with DET)

LONGEST WINNING STREAK:

6 - twice; last done 7/22-8/28/05 (with LAD)

LONGEST LOSING STREAK:

5 - three times; last done 4/28-5/19/06 (with LAA)

MOST INNINGS PITCHED:

STARTER: 9.0 - 10 times;

last done 9/12/05 vs. COL (with LAD)

RELIEVER: 6.1 - 8/9/02 vs. OAK (with NYY)

WEAVER (continued)

2001: Spent first full season at Major League level...April 3 at Minnesota, became first Tiger to toss a complete game on Opening Day since Jack Morris on April 4, 1989 at Texas...was 4-0, 3.62 against Interleague opponents...was 4-1, 2.97 in five July starts...suffered fifth complete-game loss Sept. 1 at Toronto.

2002: Joined Yankees halfway through season via three-way deal with Detroit and Oakland...combined, was 11-11, 3.52 in 32 games (25 starts) and led AL with three shutouts...second in AL in road ERA (2.48)...started season with Detroit and pitched in his second consecutive Opening-Day start...struggled in his first four starts (0-3, 4.56) before tossing his first career shutout on April 23 at Kansas City...tossed a one-hit complete-game shutout on May 22 vs. Cleveland...earned his first career ML save Aug. 16 at Seattle.

2003: Pitched in 32 games (24 starts) for Yankees...suffered loss April 27 at Texas, snapping career-high six-game winning streak dating back to 2002...made first relief appearance of season in June 7 loss at Chicago.

2004: Traded to Dodgers in 2003 off-season in deal with Yankees for Kevin Brown...ranked seventh in NL in innings pitched...led Dodger staff in starts, innings and strikeouts...tied for second in Majors in quality starts (25)...allowed three earned runs or less in 15 consecutive starts, from June 18-Aug. 31...held right-handed batters to a .231 average...established a career best five-game win streak, July 30-Aug. 26.

2005: Spent full season with Dodgers, matching career-high in starts (also: 2004)...14 wins was a career-high (13 in 2001 & 2004)...also had career-best 157 strikeouts...tossed 224 innings, eighth in NL...recorded two shutouts (April 17 vs. San Diego and Sept. 12 vs. Colorado)...had 18 consecutive games (May 24-Aug. 28) in which he pitched 6.0-plus innings, a career-best...limited right-handed hitters to a .208 (82x394) average...was 5-0 in six starts in August with a 3.00 ERA (14 ER/42.0 IP)...set new single-season best with his 14th victory, tossing a 3-hit complete-game shutout, 7-0, over Colorado on Sept. 12.

POSTSEASON EXPERIENCE: Pitched in the postseason in 2002, 2003, 2004 and 2006, winning the World Series with St. Louis in 2006...with New York (AL) in 2002, made two relief appearances in the ALDS vs. Anaheim...with New York (AL) in 2003, pitched in one World Series game vs. Florida, suffering the Game #4 loss when he allowed a walk-off home run to Alex Gonzalez...with Los Angeles (NL) in 2004, was roughed up in only start in NLDS vs. St. Louis (4.2 IP, 6 ER)...with St. Louis in 2006 was winning pitcher in Game #2 of NLDS vs. Padres, tossing 5.0 shutout innings (2 H, 3K)...was the losing pitcher in 2-0 setback Game #1 of NLCS vs. Mets (5.2 IP, 2 ER); won Game #5, 4-2 (6.0 IP, 2 ER)...lost Game #2 of the World Series vs. Tigers 3-1 (5.0 IP, 3 ER); was the winning pitcher in Game #5, clinching World Title for the Cardinals (8.0 IP, 1 ER, 9 SO).

WEAVER'S PLAYING RECORD

YEAR CLUB	W-L	ERA	G	GS	CG	SHO	SV	IP	H	R	ER	HR	BB	SO	WP	BK
1998 Jamestown	1-0	1.50	3	3	0	0	0	12.0	6	4	2	0	1	12	0	1
West Michigan	1-0	1.38	2	2	0	0	0	13.0	8	3	2	1	0	21	1	0
1999 Jacksonville	0-0	3.00	1	1	0	0	0	6.0	5	2	2	0	0	6	0	0
DETROIT	9-12	5.55	30	29	0	0	0	163.2	176	104	101	27	56	114	0	0
2000 Toledo	0-1	3.38	1	1	0	0	0	5.1	5	2	2	1	1	10	0	0
DETROIT	11-15	4.32	31	30	2	0	0	200.0	205	102	96	26	52	136	3	2
2001 DETROIT	13-16	4.08	33	33	5	0	0	229.1	235	116	104	19	68	152	3	0
2002 DETROIT	6-8	3.18	17	17	3	*3	0	121.2	112	50	43	4	33	75	4	0
NEW YORK (AL)	5-3	4.04	15	8	0	0	2	78.0	81	38	35	12	15	57	2	0
2003 NEW YORK (AL)	7-9	5.99	32	24	0	0	0	159.1	211	113	106	16	47	93	2	0
2004 LOS ANGELES (NL)	13-13	4.01	34	34	0	0	0	220.0	219	103	98	19	67	153	9	0
2005 LOS ANGELES (NL)	14-11	4.22	34	34	3	2	0	224.0	220	111	105	35	43	157	2	0
2006 LOS ANGELES (AL)	3-10	6.29	16	16	0	0	0	88.2	114	68	62	18	21	62	4	0
ST. LOUIS	5-4	5.18	15	15	0	0	0	83.1	99	49	48	16	26	45	1	0
AL Totals	54-73	4.59	174	157	10	3	2	1040.2	1134	591	547	122	292	689	18	2
NL Totals	32-28	4.28	83	83	3	2	0	527.1	538	263	251	70	136	355	12	0
ML Totals	86-101	4.55	257	240	13	5	2	1568.0	1672	854	798	192	428	1044	30	2

BATTING	AVG.	AB	R	H	2B	3B	HR	RBI	SH	SF	HB	BB	SO
Career	.220	159	12	35	6	1	0	13	21	0	0	6	64

Last Hit — 9/19/06 at MIL Last Home Run — None

DIVISION SERIES

YEAR CLUB, OPP	W-L	ERA	G	GS	CG	SH	SV	IP	H	R	ER	HR	BB	SO	WP	BK
2002 NYY vs. ANA	0-0	6.75	2	0	0	0	0	2.2	4	2	2	0	3	1	0	0
2004 LAD vs. STL	0-1	11.57	1	1	0	0	0	4.2	8	6	6	0	2	4	0	0
2006 STL vs. SD	1-0	0.00	1	1	0	0	0	5.0	2	0	0	0	3	3	0	0
DS Totals	1-1	5.84	4	2	0	0	0	12.1	14	8	8	0	8	8	0	0

CHAMPIONSHIP SERIES

YEAR	CLUB, OPP	W-L	ERA	G	GS	CG	SH	SV	IP	H	R	ER	HR	BB	SO	WP	BK
2006	STL vs. NYM	1-1	3.09	2	2	0	0	0	11.2	10	4	4	1	4	2	0	0

WORLD SERIES

YEAR	CLUB, OPP	W-L	ERA	G	GS	CG	SH	SV	IP	H	R	ER	HR	BB	SO	WP	BK
2003	NY Yankees vs. FLA	0-1	9.00	1	0	0	0	0	1.0	1	1	1	1	0	0	0	0
2006	STL vs. DET	1-1	2.77	2	2	0	0	0	13.0	13	5	4	2	2	14	0	0
WS Totals		2-1	3.21	3	2	0	0	0	14.0	14	6	5	3	2	14	0	0

DETAILED BREAKDOWN

2006							CAREER							CAREER BY BALLPARK						
W-L-S	ERA	G	INN	H	ER		W-L-S	ERA	G	INN	H	ER		W-L-S	ERA	G	INN	H	ER	
0-1-0	2.57	1	7.0	5	2	Baltimore	3-4-0	4.11	9	50.1	45	23	Camden Yards	1-3-0	3.90	5	27.2	23	12	
—	—	—	—	—	—	Boston	3-4-0	6.07	13	72.2	82	49	Fenway Park	2-2-0	6.28	8	43.0	47	30	
0-1-0	30.86	1	2.1	8	8	Chi. White Sox	5-6-0	4.23	15	89.1	81	42	U.S. Cellular Field	3-3-0	4.21	9	47.0	39	22	
—	—	—	—	—	—	Cleveland	5-5-0	3.97	12	79.1	77	35	Jacobs Field	2-3-0	3.18	6	39.2	41	14	
0-1-0	2.45	1	7.1	5	2	Detroit	1-2-0	2.53	3	21.1	17	6	Comerica Park	14-24-0	4.01	44	307.1	320	137	
—	—	—	—	—	—	Kansas City	5-7-0	3.91	15	101.1	100	44	Kauffman Stadium	3-4-0	4.31	8	54.1	58	26	
—	—	—	—	—	—	L.A. Angels	5-5-0	2.78	12	74.1	69	23	Angel Stadium of Anaheim	5-6-0	4.80	15	84.1	97	45	
1-0-0	3.86	1	7.0	6	3	Minnesota	4-6-0	6.00	11	63.0	79	42	Metrodome	1-3-0	7.59	4	21.1	36	18	
—	—	—	—	—	—	N.Y. Yankees	2-2-0	4.68	5	32.2	37	17	Yankee Stadium	3-1-0	5.45	22	119.0	144	72	
1-0-0	6.00	1	6.0	6	4	Oakland	3-3-0	5.61	10	61.0	72	38	McAfee Coliseum	3-1-0	6.94	6	35.0	44	27	
0-3-0	8.04	3	15.2	23	14	Seattle	1-5-1	6.18	9	51.0	65	35	Safeco Field	1-2-1	6.55	4	22.0	31	16	
0-1-0	4.05	1	6.2	7	3	Tampa Bay	4-8-0	5.00	17	99.0	129	55	Tropicana Field	2-3-0	4.38	8	49.1	58	24	
1-0-0	5.25	2	12.0	14	7	Texas	2-5-1	5.25	10	58.1	75	34	Ameriquest Field	1-2-0	6.23	3	17.1	21	12	
0-1-0	7.11	1	6.1	7	5	Toronto	5-9-0	5.68	16	96.2	110	61	Rogers Centre	3-4-0	4.85	9	55.2	62	30	
1-0-0	3.60	1	5.0	5	2	Arizona	2-2-0	3.71	6	51.0	46	21	Chase Field	2-0-0	3.44	6	36.2	38	14	
0-1-0	13.50	1	4.0	8	6	Atlanta	4-1-0	4.20	6	40.2	43	19	Turner Field	3-0-0	2.45	3	22.0	21	6	
0-0-0	6.75	2	12.0	17	9	Chi. Cubs	2-0-0	4.34	6	29.0	32	14	Wrigley Field	1-0-0	4.30	4	14.2	19	7	
1-0-0	1.35	2	13.1	9	2	Cincinnati	5-1-0	3.41	9	58.0	57	22	Great American Ballpark	3-0-0	1.74	3	20.2	16	4	
0-1-0	27.00	1	2.0	9	6	Colorado	2-3-0	6.35	6	34.0	44	24	Cors Field	0-2-0	9.60	3	15.0	26	16	
—	—	—	—	—	—	Florida	0-2-0	3.71	4	26.2	25	11	DeSantis Stadium	0-1-0	2.57	2	14.0	10	4	
0-0-0	6.55	2	11.0	14	8	Houston	2-3-0	4.43	7	44.2	50	22	Minute Maid Park	1-1-0	4.50	3	18.0	19	9	
1-1-0	3.60	2	10.0	17	4	L.A. Dodgers	1-1-0	3.60	2	10.0	17	4	Dodger Stadium	12-13-0	3.63	35	237.1	227	101	
2-0-0	3.86	2	11.2	12	5	Milwaukee	3-3-0	4.35	7	39.1	36	19	Miller Park	1-1-0	1.38	2	13.0	8	2	
0-0-0	7.20	1	5.0	5	4	N.Y. Mets	2-1-0	6.10	5	31.0	27	21	Shea Stadium	1-0-0	7.36	2	11.0	11	9	
0-1-0	18.90	1	3.1	8	7	Philadelphia	0-1-0	17.18	2	7.1	19	14	Citizens Bank Park	—	—	—	—	—		
0-2-0	2.92	2	12.1	15	4	Pittsburgh	4-2-0	2.30	7	47.0	42	12	PNC Park	1-1-0	2.70	2	13.1	15	4	
—	—	—	—	—	—	St. Louis	2-0-0	4.09	5	33.0	27	15	Busch Stadium II	1-3-0	6.52	7	38.2	45	28	
0-0-0	4.50	1	6.0	7	3	San Diego	3-4-0	3.64	9	59.0	60	24	PETCO Park	1-2-0	7.88	3	16.0	21	14	
0-0-0	3.00	1	6.0	6	2	San Francisco	3-5-0	4.97	13	79.2	89	44	AT&T Park	3-3-0	4.19	7	43.0	48	20	
—	—	—	—	—	—	Washington	3-0-0	2.67	4	27.0	20	8	RFK Stadium	1-0-0	3.00	1	6.0	6	2	
2-7-0	7.70	14	71.1	98	61	at Home	38-54-1	4.66	126	791.1	634	410	Busch Stadium I	1-0-0	4.50	3	18.0	16	9	
6-7-0	4.38	17	100.2	115	49	Away	48-47-1	4.50	131	776.2	838	388	Cinergy Field	1-0-0	3.46	2	13.0	11	5	
3-10-0	6.29	16	88.2	114	62	Pre-ASG	46-62-0	4.44	141	889.2	931	439	County Stadium	0-0-0	36.00	1	1.0	4	4	
5-4-0	5.18	15	83.1	99	48	Post-ASG	40-39-2	4.76	116	678.1	741	359	Olympic Stadium	1-0-0	4.50	1	6.0	5	3	
6-14-0	5.76	31	172.0	213	110	Starter	85-100-0	4.55	240	1532.0	1626	775	Tiger Stadium	4-8-0	5.34	16	97.2	85	52	
—	—	—	—	—	—	Relief	1-1-2	5.75	17	36.0	46	23	—	—	—	—	—	—	—	
—	—	—	—	—	—	in March	—	—	—	—	—	—	—	—	—	—	—	—	—	
1-3-0	7.48	5	27.2	37	23	April	12-21-0	5.04	39	246.1	285	138	—	—	—	—	—	—	—	
2-4-0	5.97	6	34.2	41	23	May	17-19-0	3.83	43	284.1	273	121	—	—	—	—	—	—	—	
0-3-0	5.47	5	26.1	36	16	June	13-17-0	4.53	47	284.1	297	143	—	—	—	—	—	—	—	
1-1-0	6.46	3	15.1	24	11	July	12-14-0	5.05	38	237.0	262	133	—	—	—	—	—	—	—	
1-2-0	5.67	6	33.1	39	21	August	18-13-2	4.68	45	259.2	282	135	—	—	—	—	—	—	—	
3-1-0	4.15	6	34.2	36	16	September	13-15-0	4.45	42	236.2	253	117	—	—	—	—	—	—	—	
—	—	—	—	—	—	October	1-2-0	5.03	3	19.2	20	11	—	—	—	—	—	—	—	

WEAVER'S CAREER TRANSACTIONS

- Selected by Chicago (AL) in second round of the June, 1997 draft; did not sign.
- Selected by Detroit in the first round (14th overall) in the June, 1998 draft.
- Acquired by New York (AL) from Detroit as part of a three-team trade with Oakland on July 6, 2002...Detroit received Carlos Pena (inf), Franklyn German (rhp) and Jeremy Bonderman (rhp) from Oakland; Oakland received Ted Lilly (lhp), Jason Arnold (rhp) and John-Ford Griffin (of).
- Acquired, with Yhency Brazoban (rhp) and Brandon Weeden (rhp) by Los Angeles (NL) from New York (AL) in exchange for Kevin Brown (rhp) on Dec. 13, 2003.
- Acquired by St. Louis from Los Angeles (AL) in exchange for Terry Evans (of), July 5, 2006.
- Signed as a free agent by Seattle, Jan. 30, 2007.



SEAN WHITE (46)

POSITION: Right-Handed Pitcher

AGE: 25, turns 26 April 25

BORN: 4-25-81 in Pullman, WA

BATS: Right **THROWS:** Right

HEIGHT: 6-4 **WEIGHT:** 215

ML SERVICE: None

CONTRACT STATUS: Signed thru 2007

ACQUIRED: Traded to Seattle by the Pittsburgh Pirates in exchange for cash considerations, Dec. 7, 2006.

2006:

- Was a Major League invitee in Braves spring camp.
- Was 5-6 with a save in 21 games, 16 starts, at Mississippi (AA).
- Was 5-4, 3.99 (88.0 IP, 39 ER) in 16 starts, 0-2-1, 6.91 (14.1 IP, 11 ER) in relief.
- Allowed just three home runs in 109.1 innings (including rehab assignment).
- Was 4-1, 3.86 (49.0 IP, 21 ER) in nine starts April 27-June 9 despite allowing 10 ER in 4.0 IP in only loss (May 18 at Jacksonville).
- Did not allow a run in back-to-back starts June 3 and June 9 (10.0 IP, 10 H, 5 SO).
- On the disabled list with a right shoulder strain from June 10-July 24.
- Made all five of his relief appearances after return from DL, after making 13 starts prior... his last three appearances of the season were as a starter.

PERSONAL: Sean A. White...born in Pullman and grew up on Mercer Island, where he attended high school and still resides...attended the University of Washington (2000-03), where he was a four-year letterwinner and was All-Pac-10 honorable mention in 2002 & 2003 and still ranks among the Huskies all-time top-10 in starts (43), wins (19), innings (249.1) and strikeouts (181)...signed by Atlanta scout J. Harrison.

CAREER: Compiled a Minor League mark of 28-25 with three saves and a 4.00 ERA in 95 games, 63 starts.

2003: Named Danville (Rookie) Pitcher of the Month for August, going 3-0 with an 0.67 ERA...ranked third on club with 51.1 IP, but only allowed 1 home run.

2004: Held opponents to a .164 batting average in April and a .188 mark at home for Myrtle Beach (A)...had two games with 7.0 IP of shutout ball: April 29 and Aug. 6.

2005: Split year between Myrtle Beach and Mississippi...was fourth in Braves organization with 11 wins, eighth with a 3.85 ERA and 10th with 98 strikeouts...was 9-3 in 18 games with Myrtle Beach...tossed 6.0 shutout innings in AA debut, July 18 in 1-0 win...took a no-hitter into the 8th inning of his second Double-A start, July 23...finished July 2-0, 1.35 in three starts but was 0-5, 5.93 in August.

WHITE'S PLAYING RECORD

YEAR CLUB	W-L	ERA	G	GS	CG	SHO	SV	IP	H	R	ER	HR	BB	SO	WP	BK
2003 Danville	3-3	2.98	14	10	0	0	1	51.1	53	22	17	1	16	32	4	0
2004 Rome	3-2	6.44	13	1	0	0	1	36.1	42	30	26	4	12	20	1	0
Myrtle Beach	6-6	3.60	18	10	0	0	0	70.0	62	34	28	2	24	41	4	0
2005 Myrtle Beach	9-3	3.71	18	18	0	0	0	97.0	112	46	40	5	29	65	11	0
Mississippi	2-5	4.11	8	8	0	0	0	50.1	43	25	23	2	18	33	7	0
2006 Mississippi	5-6	4.40	21	16	0	0	1	102.1	124	58	50	3	43	73	6	0
Braves-GCL#	0-0	0.00	3	0	0	0	0	7.0	3	0	0	0	0	6	1	0

CAREER TRANSACTIONS

- Selected by the Atlanta Braves in the eighth round of the June, 2003, free agent draft.
- Selected by the Pittsburgh Pirates in the Major League portion of the Rule 5 draft from the Atlanta Braves, Dec. 7, 2006.
- Traded to Seattle by Pittsburgh in exchange for cash considerations, Dec. 7, 2006.

ROOKIE QUALIFICATIONS

A player shall be considered a rookie unless, during a previous season or seasons, he has (a) exceeded 130 at bats or 50 innings pitched in the Major Leagues; or (b) accumulated more than 45 days on the active roster of a Major League club or clubs during the period of 25-player limit (excluding time in military service and time on the disabled list).



MIKE WILSON (82)

POSITION: Outfielder

AGE: 23, turns 24 June 29

BORN: 6-29-83 in Tulsa, OK

BATS: Both

THROWS: Right

HEIGHT: 6-2

WEIGHT: 215

ML SERVICE: None

CONTRACT STATUS: Signed thru 2007

ACQUIRED: Mariners' 2nd round pick in the 2001 June draft; signed by Mariners scout Mark Lummus.

2006:

- Started season with Inland Empire (A).
- Hit four home runs during a seven-game stretch from April 12-18.
- On the disabled list with a strained right oblique from April 25-May 7.
- Hit .529 (18x34) during an eight-game hitting streak from May 23-31, raising his season average from .288 to .343...went 4x6 with four runs scored, two doubles, a home run and three RBI on May 26 at High Desert.
- Batted .370 (30x81) with 18 runs scored, 10 doubles, two triples, three home runs and 15 RBI in 20 games in May...27 of his 43 hits went for extra-bases.
- Hit .326 (42x129) vs. right-handed pitchers, compared to .296 (21x71) vs. lefties...
- Promoted to San Antonio on June 21.
- Hit .486 (17x35) with six multi-hit games during nine-game hit streak from July 6-14...recorded back-to-back three RBI games July 16 and 18.
- Had season-high 11-game hit streak, hitting .267 (12x45) from Aug. 3-16.
- Played for the Peoria Javelinas in the Arizona Fall League.

PERSONAL: Michael LaDon Wilson...graduated from Booker T. High School in Oklahoma in May, 2001...took part in the Mariners 2001 Fall Instructional League.

CAREER: Played entire career in Mariners system.

2002: Began pro career with Peoria, appearing in 41 games...participated in Mariners Arizona Instructional League.

2003: Appeared at all three outfield position in 48 games with Peoria...hit safely in 16 of 18 games from June 24-July 17, hitting .440 (33x75) with 16 runs, 11 extra-base hits and 14 RBI...scored a run in seven consecutive games from July 9-17...had 17 multi-hit games, including three four-hit games...hit .375 in the month of July...participated in the Mariners Arizona Instructional League.

2004: Played all three outfield positions in Everett (A)...reached base safely in 26 consecutive games July 10-Aug. 10, a team high and tied for second in the Northwest League...recorded 17 multi-hit games, including three three-hit games...hit .338 (26x77) with runners in scoring position...participated in the 2004 Arizona Instructional League.

2005: Spent season with Wisconsin...tied for second in the Midwest League with 93 runs scored and 4th with 84 RBI...had season-high nine-game hit streak, hitting .306 (11x36), April 22-May 1...hit .387 (12x31) with 11 runs during eight-game hitting streak, May 23-30...went 3x4 with a runs scored, a double, a home run and a season-high five RBI on July 4 vs. Beloit...recorded 23 multi-run games...hit .293 (29x99) with 19 runs, 12 doubles, four home runs and 30 RBI in July...recorded a season-high four hits, going 4x4 with two runs, a home run and three RBI on Aug. 2 vs. South Bend...had multi-home run game on Aug. 4 vs. South Bend...hit home run in back-to-back games Aug. 14 and 15...recorded 35 multi-hit games, including one four-hit game and three three-hit games.

WILSON'S PLAYING RECORD

YEAR	CLUB	AVG.	G	AB	R	H	2B	3B	HR	RBI	SH	SF	HB	BB	SO	SB-CS	E	OBP
2002	Peoria	.236	41	143	28	34	5	0	4	19	0	1	9	18	52	4-4	2	.357
2003	Peoria	.311	48	177	33	55	9	3	3	25	0	1	4	20	46	6-6	4	.326
2004	Everett	.259	66	239	45	62	15	0	9	51	1	1	12	25	61	10-4	4	.357
2005	Wisconsin	.266	127	463	93	123	29	3	19	84	1	6	15	57	107	10-2	5	.360
2006	Inland Empire	.315	52	200	38	63	15	3	9	38	0	1	3	22	59	4-6	4	.353
	San Antonio	.245	67	249	32	61	12	1	12	43	0	0	6	28	85	1-1	6	.336

WILSON'S CAREER TRANSACTIONS

- Selected by Seattle in the second round of the 2001 June draft; signed by Mariners scout Mark Lummus.



JAKE WOODS (49)

POSITION: Left-Handed Pitcher

AGE: 25, turns 26 Sept. 13

BORN: 9-13-81 in Fresno, CA

BATS: Left

THROWS: Left

HEIGHT: 6-1

WEIGHT: 190

ML SERVICE: 1 year, 101 days

CONTRACT STATUS: Signed thru 2007

ACQUIRED: Claimed off waivers from the Los Angeles Angels on Dec. 20, 2005.

2006:

- Spent first full season in Majors.
- Started 2006 in bullpen before moving to rotation in August.
- Was 3-3, 4.50 in eight starts (21 ER, 42.0 IP); 4-1-1, 4.00 in 29 relief appearances (28 ER, 63.0 IP).
- Was 5-1, 2.90 with 1 save on the road (16 ER, 49.2 IP); 5 road wins tied him for most on club (Hernandez, 5-9).
- Had 14 relief appearances of 2.0 or more innings (2-0, 3.78) and 11 of 3.0 or more.
- Allowed 1 ER or less in 20 of 29 relief appearances.
- Made Seattle debut April 5 working 2.1 scoreless innings.
- Notched first win as a Mariner at Cleveland April 12 (3.0, 2.2, 2.1, 2).
- First loss was May 3 at Chicago (1.0 IP, 1 ER).
- Collected first ML save May 13 at LAA, pitching a scoreless 13th inning...only save opportunity.
- Charged with season-high 5 runs (4 ER) on 3 hits (incl. GSHR) in 0.2 IP May 23 vs. BAL.
- Pitching in relief, was 2-0, 2.48 in 15 games (36.1 IP, 10 ER) from June 1-Aug. 15...had 13.0 scoreless inning streak June 3-July 4.
- Did not allow an earned run in month of June (4G, 10.1 IP, 6 H, 0 ER).
- Made first ML start Aug. 20 at LAA and collected a no-decision despite allowing just one earned run in 5.2 IP (5.2, 5.1, 1.1, 1.2); left with 2-1 lead.
- Threw 5.0 innings of shutout ball against the Red Sox on Aug. 25 in his second career start...allowed just three hits in 6-0 win...win was first decision at home.
- Tossed career-high 7.0 shutout innings (5H) in 9-0 win at White Sox Sept. 21...left with a 2-0 lead before Seattle scored three in the eighth and four in the ninth.

PERSONAL: Jacob Thomas Woods...resides in Kingsburg, CA with his wife, Michelle and daughter Brynlee McKenna (10/24/06)...attended Bakersfield (CA) Junior College.

CAREER: Spent first five years in the Angels organization...made ML debut in 2005 with LAA...first 56 appearances in Majors were as a reliever before starting on Aug. 20, 2006.

2001: Spent season at Provo (A)...ranked first in Pioneer League in strikeouts (84), strikeouts per nine innings pitched as a starter (11.59), shutouts (1) and complete games (1).

2002: Promoted to Cedar Rapids (A)...3.05 ERA ranked 9th in Midwest League and is career-best...also set career-high in strikeouts with 121...held opponents to .228 average.

2003: Spent season at Rancho Cucamonga (A)...among league leaders, ranked first in innings pitched and starts, second in complete games, third in shutouts and fourth in wins...won five-straight decisions (nine starts) May 19-July 4.

2004: Began season at Arkansas (AA)...led club in wins and starters in ERA...won five straight decisions, April 18-May 24 (eight GS)...named Angels Organization Pitcher of the Month for April, registering 4-1 record and 2.25 ERA (8 ER, 32.0 IP) in five starts...finished 6-0 with a 2.14 ERA (11 ER, 46.1 IP) in seven starts at home...was selected to participate in Texas League All-Star Game...promoted to Salt Lake (AAA) following June 15 start...was 4-1 at home (eight starts) and 3-0 in month of July (five starts)...overall on season, set career bests in wins (15), games (29), starts (28-tied) and innings pitched (173)...among all minor league pitchers, ranked tied for sixth in wins and 10th in IP.

2005: Started season in big leagues for first time after being converted to reliever; made 97 of 98 career appearances as starter in minors...made ML debut April 8 vs. KC (2 IP, 1 H, 1

WOODS' CAREER HIGHS

MOST STRIKEOUTS: 6 - 10/1/06 vs. TEX

LOW-HIT GAME: No complete

LONGEST WINNING STREAK: 3 - 6/27-8/25/06

LONGEST LOSING STREAK: 2 - 8/30-9/11/06

MOST INNINGS PITCHED:

STARTER: 7.0 - 9/21/06 at CWS

RELIEVER: 6.0 - 9/15/06 at KC

WOODS (continued)

BB)...marked first left-handed reliever to appear with Angels in regular season since Scott Schoeneweis, July 27, 2003...first ML win, April 23 vs. OAK (1 IP, 1 H, 1 SO)...suffered first loss June 5 at BOS...tossed season-best 3.1 innings, June 19 vs. FLA...struck out four batters, May 11 vs. Cleveland...was 1-0 with a 2.08 ERA (4ER/17.1IP) in April-May...optioned to triple-A Salt Lake, July 11...appeared in 15 games with Stingers, finishing 3-1 with a 5.89 ERA (24ER/36.2IP) in 15 games (five starts); was 1-1 with a 4.91 ERA as a starter and 2-0 with a 7.36 ERA as a reliever.

WOODS' PLAYING RECORD

YEAR CLUB	W-L	ERA	G	GS	CG	SHO	SV	IP	H	R	ER	HR	BB	SO	WP	BK
2001 Provo	4-3	5.29	15	14	1	1	0	64.2	70	41	38	6	29	84	2	2
2002 Cedar Rapids	10-5	3.05	27	27	1	0	0	153.1	128	66	52	12	54	121	5	0
2003 Rancho Cucu.	12-7	3.99	28	28	2	1	0	171.1	178	90	76	9	54	109	2	2
2004 Arkansas	9-2	2.60	14	14	1	0	0	90.0	86	29	27	5	19	60	5	0
Salt Lake	6-4	6.07	15	14	1	0	0	83.0	107	67	56	13	42	60	2	1
2005 LOS ANGELES (AL)	1-1	4.55	28	0	0	0	0	27.2	30	18	14	7	8	20	2	0
Salt Lake	3-1	5.89	15	10	0	0	0	36.2	50	27	24	7	17	36	1	0
2006 SEATTLE	7-4	4.20	37	8	0	0	1	105.0	115	51	49	12	53	66	4	0
ML TOTALS	8-5	4.27	65	8	0	0	1	132.2	145	69	63	19	61	86	6	0

DETAILED BREAKDOWN

2006					CAREER					CAREER BY BALLPARK									
W-L-S	ERA	G	IP	H	ER	W-L-S	ERA	G	IP	H	ER	W-L-S	ERA	G	IP	H	ER		
0-0-0	13.50	3	2.2	5	4	Baltimore	0-0-0	13.50	3	2.2	5	4	Danvers Yards	0-0-0	0.00	2	2	2	0
1-0-0	0.00	3	9.1	6	0	Boston	1-1-0	1.93	4	9.1	7	2	Fenway Park	0-1-0	13.50	2	1.1	1	2
1-1-0	3.97	3	11.1	11	5	Chi. White Sox	1-1-0	3.97	3	11.1	11	5	U.S. Cellular Field	1-1-0	1.13	2	8	7	1
2-0-0	4.15	3	4.1	6	2	Cleveland	2-0-0	3.86	7	9.1	11	4	Jacobs Field	2-0-0	3.60	3	5	7	2
0-0-0	6.75	1	4	5	3	Detroit	0-0-0	5.40	2	5	7	3	Comerica Park	0-0-0	6.75	1	4	5	3
1-0-0	2.57	2	7	5	2	Kansas City	1-0-0	3.09	5	11.2	8	4	Kauffman Stadium	1-0-0	3.00	1	6	5	2
0-1-1	4.30	5	14.2	17	7	L.A. Angels	0-1-1	4.30	5	14.2	17	7	Angel Stadium of Anaheim	1-0-1	1.85	17	24.1	18	5
0-0-0	0.00	1	3.2	1	0	Minnesota	0-0-0	0.00	3	4.1	1	0	Metrodome	0-0-0	0.00	1	0.2	0	0
—	—	—	—	—	—	N.Y. Yankees	0-0-0	13.50	3	1.1	3	2	Yankee Stadium	0-0-0	13.50	3	1.1	3	2
0-1-0	3.74	8	21.2	24	9	Oakland	1-1-0	3.38	10	24	26	9	McAfee Coliseum	0-0-0	2.31	4	11.2	9	3
—	—	—	—	—	—	Seattle	0-0-0	0.00	3	1.2	1	0	Safeco Field	2-3-0	5.34	20	55.2	65	33
—	—	—	—	—	—	Tampa Bay	—	—	—	—	—	—	Tropicana Field	—	—	—	—	—	
1-0-0	7.15	3	11.1	18	9	Texas	1-0-0	8.90	7	15.1	26	15	Ameriquist Field	0-0-0	11.74	5	7.2	17	10
0-1-0	6.75	3	10.2	12	8	Toronto	0-1-0	6.75	3	10.2	12	8	Rogers Centre	0-0-0	0.00	1	1	1	0
1-0-0	0.00	1	1.2	2	0	Arizona	1-0-0	0.00	1	1.2	2	0	Clase Field	1-0-0	0.00	1	1.2	2	0
—	—	—	—	—	—	Atlanta	0-0-0	0.00	1	0.2	0	0	Turner Field	0-0-0	0.00	1	0.2	0	0
—	—	—	—	—	—	Chi. Cubs	—	—	—	—	—	—	Wrigley Field	—	—	—	—	—	
—	—	—	—	—	—	Cincinnati	—	—	—	—	—	—	Great American Ballpark	—	—	—	—	—	
0-0-0	0.00	1	2.2	3	0	Colorado	0-0-0	0.00	1	2.2	3	0	Coors Field	—	—	—	—	—	
—	—	—	—	—	—	Florida	0-0-0	0.00	1	3.1	2	0	Dolphin Stadium	—	—	—	—	—	
—	—	—	—	—	—	Houston	—	—	—	—	—	—	Minute Maid Park	—	—	—	—	—	
—	—	—	—	—	—	L.A. Dodgers	0-0-0	0.00	1	1.2	3	0	Dodger Stadium	0-0-0	0.00	1	1.2	3	0
—	—	—	—	—	—	Milwaukee	—	—	—	—	—	—	Miller Park	—	—	—	—	—	
—	—	—	—	—	—	N.Y. Mets	—	—	—	—	—	—	Shea Stadium	—	—	—	—	—	
—	—	—	—	—	—	Philadelphia	—	—	—	—	—	—	Citizens Bank Park	—	—	—	—	—	
—	—	—	—	—	—	Pittsburgh	—	—	—	—	—	—	PNC Park	—	—	—	—	—	
—	—	—	—	—	—	St. Louis	—	—	—	—	—	—	Busch Stadium	—	—	—	—	—	
—	—	—	—	—	—	San Diego	—	—	—	—	—	—	PETCO Park	—	—	—	—	—	
—	—	—	—	—	—	San Francisco	—	—	—	—	—	—	AT&T Park	—	—	—	—	—	
—	—	—	—	—	—	Washington	0-0-0	0.00	2	1.1	0	0	RFK Stadium	—	—	—	—	—	
2-3-0	5.37	19	55.1	65	33	at Home	3-3-0	4.63	33	72	77	37	—	—	—	—	—	—	
5-1-1	2.90	18	49.2	50	16	Away	5-2-1	3.86	32	60.2	66	26	—	—	—	—	—	—	
2-1-1	4.54	19	35.2	33	18	Pre-ASG	3-2-1	4.26	46	63.1	61	30	—	—	—	—	—	—	
5-3-0	4.02	16	69.1	82	31	Post-ASG	5-3-0	4.28	19	69.1	84	33	—	—	—	—	—	—	
3-2-0	4.50	8	42	53	21	Starter	3-3-0	4.50	8	42	53	21	—	—	—	—	—	—	
4-1-1	4.00	29	63	62	28	Relief	5-2-1	4.17	57	90.2	92	42	—	—	—	—	—	—	
—	—	—	—	—	—	in March	—	—	—	—	—	—	—	—	—	—	—	—	
1-0-0	5.93	7	13.2	10	9	April	2-0-0	4.37	16	22.2	17	11	—	—	—	—	—	—	
0-1-1	9.00	6	7	11	7	May	0-1-1	5.28	13	15.1	20	9	—	—	—	—	—	—	
1-0-0	0.00	4	10.1	6	0	June	1-1-0	3.72	12	19.1	17	8	—	—	—	—	—	—	
1-0-0	3.00	7	15	17	5	July	1-0-0	3.86	11	16.1	20	7	—	—	—	—	—	—	
1-1-0	3.38	7	26.2	29	10	August	1-1-0	3.38	7	26.2	29	10	—	—	—	—	—	—	
2-2-0	5.47	5	26.1	34	16	September	2-2-0	5.47	5	26.1	34	16	—	—	—	—	—	—	
1-0-0	3.00	1	6	8	2	October	1-0-0	3.00	1	6	8	2	—	—	—	—	—	—	

WOODS' CAREER TRANSACTIONS

- Selected by Angels in third round of 2001 free agent draft.
- Claimed by Seattle off waivers from the Los Angeles Angels on Dec. 20, 2005.

THE INVITED PLAYERS

CARLOS ALVARDO (61)

POSITION: Right-Handed Pitcher

AGE: 29

BATS: Right

THROWS: Right

BORN: 1-24-78 in Santurce, PR

HEIGHT: 6-4

WEIGHT: 210

ML SERVICE: None

ACQUIRED: Signed as a minor league free agent on December 17, 2006.

2006: Signed by Cincinnati March 3...split season between Chattanooga, Sarasota and Louisville...appeared in one game with Chattanooga before being transferred to Sarasota on April 14...picked up saves April 21 at Dunedin and April 27 at Lakeland...transferred back to Chattanooga on May 11...won first four decisions from April 8-June 14 with the Lookouts...tossed season-high 11.0 scoreless innings from May 11-18...went 5-0 with a 2.35 ERA (46.0 IP/12 ER) and 54 strikeouts in 30 relief appearances...allowed four runs on seven hits in 3.1 innings in only start on July 6 at West Tennessee, but took the loss...made two relief appearances with Louisville on July 29 and Aug. 1.

PERSONAL: Giancarlo (Carlos) Alvarado (al-VUH-rado)...originally signed by Pittsburgh as a non-drafted free agent on July 17, 1995.

CAREER: Joined the eighth organization of his career when he was signed as a minor league free agent by the Mariners in December.

1995: Made his professional debut with the GCL Pirates...**1996:** finished fifth in the Gulf Coast League staff with 31 strikeouts...**1997:** tied for 40th best among all Pirates minor leaguers with a 3.27 ERA for Augusta...topped staff with 20 games started while finishing second with 113.0 innings pitched and 109 strikeouts...allowed two runs in the fifth inning of the second game of a doubleheader against Savannah on May 26, halting his scoreless innings streak at 21.0 and not allowing an earned run at 31.0 innings...**1998:** opened the season with Augusta...posted a 2.93 ERA (46.0 IP/15 ER) over an 11-outing stretch may 13-June 11, fanning 48 batters...earned promotion to Lynchburg in late June...**1999:** finished third on the staff at Lynchburg with 18 games started...fourth with 90.2 innings pitched and 75 strikeouts...won each of his first three decisions over a six start stretch April 12-May 8...April proved to be his best month of the season as he finished 2-0 with a 2.79 ERA (19.1 IP/6 ER) in four starts...fanned a season-best 10 batters in a loss at Salem on July 14...**2000:** split season between Lynchburg and Altoona...opened the season in the starting rotation for Lynchburg...struck out a season-high seven batters in 4.2 scoreless innings April 15 vs. Wilmington...sent to the bullpen following his start on May 14 at Winston-Salem...pitched well in five appearances during June with Lynchburg to earn a promotion to Altoona...recorded a 0.93 ERA (9.2 IP/1 ER) and limited Carolina League opposition to a .171 batting average (6x35)...registered his first career save Aug. 4 at Portland working a scoreless inning...recorded a 1.93 ERA (14.0 IP/ 3 ER) in seven outings during Aug...**2001:** spent the majority of the season at Altoona...led staff with 73 strikeouts and tied for the team high with five wins...lost each of his first four decisions April 11-29, posting a 2.57 ERA (7.0 IP/2 ER)...sent to Lynchburg in early June...made four appearances in Lynchburg before returning to Altoona...joined starting rotation on July 9 and started 10 of his final 11 outings of the season...in six appearances during July, he finished 1-0 with a 1.52 ERA (23.2 IP/4 ER)...struck out season-best nine batters in 7.0 shutout innings to earn the win Aug. 27 vs. Trenton...in 10 starts for Altoona, he was 4-3 with a 3.12 ERA (60.2 IP/21 ER)...finished 1-4 with a 4.03 ERA (22.1 IP/10 ER) in 16 relief appearances...pitched for Ponce in the Puerto Rican Winter League, going 2-2 with a 3.89 ERA (39.1 IP/17 ER) in 12 games...**2002:** assigned to High Desert by the Brewers after signing with the organization as a minor league free agent on April 4...had been released by the Pittsburgh Pirates on March 30...fanned a season-high three batters in his first outing on April 16 at San Bernardino...matched the high on three other occasions: May 9 at Lancaster and both May 15 and 22 vs. Lake Elsinore...limited the lead-off batter in an inning to a .158 batting average (3x19)...released by the Brewers organization on June 2...finished 4-1 with a 3.05 ERA (38.1 IP/ 13 ER) and two saves in 17 appearances for Ponce in the Puerto Rican Winter League following the 2002 season...signed by the Detroit Tigers as a minor league free agent on Dec. 13, 2002...**2003:** split season between Erie and Lakeland...started and finished the season with Erie...struck out six batters in 3.0 innings and picked up the win on May 25 vs. New Hampshire...made only start of the season on Aug. 18 vs. Harrisburg, allowing one run on 2 hits in 4.0 innings...appeared

ALVARDO (continued)

in four games with Lakeland from May 5-15...struck out a season-high seven batters in 3.0 innings on May 11 vs. Palm Beach...**2004:** signed as a minor league free agent by Colorado on Jan. 28 and released on March 31...signed by the Chicago White Sox and on DL from 9-16...released from minor league contract on April 16...split season between Mexico and Cancun in the Mexican League...**2005:** signed minor league contract with the New York Yankees on March 28 and release April 14...split season in the Independent League with Newark and Lancaster, appearing in 43 games in relief.

ALVARDO'S PLAYING RECORD

YEAR CLUB	W-L	ERA	G	GS	CG	SHO	SV	IP	H	R	ER	HR	BB	SO	WP	BK
1995 Pirates	0-0	6.00	2	0	0	0	0	3.0	1	2	2	0	5	2	3	0
1996 Pirates	1-1	4.94	11	1	0	0	0	27.1	32	20	15	1	10	31	2	2
1997 Augusta	6-5	3.27	29	20	0	0	0	113.0	114	58	41	4	45	109	9	4
1998 Augusta	4-1	3.60	14	10	0	0	0	50.0	48	20	20	2	24	50	6	0
Lynchburg	3-5	5.61	13	10	0	0	0	59.1	69	48	37	10	24	52	6	0
1999 Lynchburg	4-6	4.57	20	18	0	0	0	90.2	89	52	46	4	46	75	8	4
2000 Lynchburg	0-5	4.20	15	7	0	0	0	49.1	50	30	23	2	25	37	5	0
Altoona	3-0	4.11	16	1	0	0	0	30.2	31	16	14	2	18	27	2	0
2001 Altoona	5-7	3.36	26	10	0	0	0	83.0	74	46	31	6	29	73	4	1
Lynchburg	0-0	3.27	4	1	0	0	1	11.0	8	5	4	0	7	8	2	0
2002 High Desert	2-1	3.00	17	0	0	0	0	27.0	22	12	9	3	16	31	4	1
San Angelo	4-2	3.09	25	1	0	0	0	46.2	33	18	16	4	22	67	6	0
2003 Erie	3-2	3.14	37	1	0	0	0	66.0	56	29	23	4	28	55	2	1
Lakeland	0-0	3.68	4	0	0	0	0	7.1	5	3	3	0	6	12	1	0
2004 Mexico	0-0	8.31	2	0	0	0	0	4.1	6	4	4	1	2	3	1	0
Cancun	0-1	4.15	4	4	0	0	0	17.1	18	9	8	0	17	10	4	0
2005 Newark	2-2	4.65	25	0	0	0	0	40.2	36	21	21	6	33	43	1	0
Lancaster	2-0	2.28	18	0	0	1	23.2	16	11	6	2	16	25	5	0	0
2006 Chattanooga	5-1	3.28	31	1	0	0	0	49.1	38	20	18	1	25	58	6	2
Sarasota	1-1	1.17	9	0	0	0	2	15.1	6	2	2	1	4	20	3	0
Louisville	0-1	3.86	2	0	0	0	0	2.1	2	1	1	1	0	1	0	0

YORMAN BAZARDO (89)

POSITION: Right-Handed Pitcher

AGE: 22, turns 23 July 11

BORN: 7-11-84 in Maracay, Venezuela

BATS: Right

THROWS: Right

HEIGHT: 6-2

WEIGHT: 220

ML SERVICE: 0 years, 1 day

CONTRACT STATUS: Signed thru 2007

ACQUIRED: Traded to Seattle with Mike Flannery (rhp) by Florida for Ron Villone (lhp) on July 31, 2005.

2006: Spent full season with AA San Antonio, making 25 starts...finished with fourth-best ERA (3.64) in the Texas League...tossed 6.0 shutout innings, allowing just one hit, in first start of season...allowed 3 runs or less in 11 of his 14 no-decisions...won three straight decisions July 2-Aug. 22 before losing final two starts of the season...pitched with Aragua in Venezuelan Winter League.

PERSONAL: Yorman (your-mahn) Osorio BazarDO (bah-ZAHR-doh)...makes his offseason home in Maracay, Venezuela...one child: Saiduai.

CAREER: Had spent entire professional career with the Florida Marlins organization prior to being traded to Seattle in July, 2005...was ranked the Marlins' third-best prospect entering the 2005 season...scouted and signed by Miguel Garcia (Marlins).

2001: Went 7-2 with a 2.43 ERA in 12 starts with the Marlins' entry in the Venezuelan Summer League, Ciudad Alianza, walking 18 and striking out 62 in 70.1 innings pitched... tossed a complete game...**2002:** Made 25 appearances in relief for Jamestown, posting a 5-0 record with a 2.72 ERA and six saves...went 4-0 with a 1.90 ERA and three saves in 15 appearances on the road and 1-0 with a 4.26 ERA and three saves in 10 appearances at home...**2003:** Spent the season with Low A Greensboro, his first year of full-season ball... tossed 130.0 innings and posted a 9-8 record with a 3.12 ERA in 21 starts... finished first in the South Atlantic League in shutouts (2) and was second in complete games (4)... did not allow a run through his first two starts, tossing 13.0 scoreless innings while allowing seven hits, one walk and nine strikeouts...tossed three consecutive complete games to finish the season, including back-to-back shutouts...**2004:** Went 5-9 with a 3.27 ERA in 25 starts with Jupiter... walked 30 and struck out 95 in 154.1 innings pitched while allowing

BAZARDO (continued)

a .274 batting average against...finished fourth in the organization in innings pitched with 154.1, fourth in ERA (3.27), first in shutouts (2), tied for first in complete games (2) and tied for fourth in losses (9)...went 3-5 with a 2.73 ERA in 15 home starts and 2-4 with a 4.14 ERA in 10 starts on the road...tossed two complete-game shutouts on the season, a nine-inning two-hitter on May 4 at Clearwater where he walked one and fanned six and a seven-inning one-hitter on July 24 vs. St. Lucie, allowing one walk while striking out four...earned Florida State League Player of the Week honors for May 24-30, going 2-0 with a 1.15 ERA and striking out 10 in 15.2 innings...**2005:** Spent majority of season at double-A, but did make his Major League debut with Florida...acquired by Seattle at the trade deadline, finishing season with San Antonio...began the year with double-A Carolina, Florida's affiliate in the Southern League...won his first three outings and was 3-1, 3.12 over four April outing...allowed two runs or less seven times and pitched 6.0 or more innings 13 times with Carolina...recalled from Carolina May 26 and made big league debut that night vs. New York Mets, pitching 1.2 innings in relief (ND)...optioned back to Carolina after the game...was 3-1, 4.28 in six starts for AA San Antonio after being acquired by Seattle on July 31...had three quality starts...pitched 7.0 shutout innings in his first start for San Antonio, beating Corpus Christi on Aug. 15...fanned a season-high eight batters Aug. 27 vs. Frisco.

BAZARDO'S PLAYING RECORD

YEAR CLUB	W-L	ERA	G	GS	CG	SHO	SV	IP	H	R	ER	HR	BB	SO	WP	BK
2001 VSL Marlins	7-2	2.43	12	12	1	0	0	70.1	59	26	19	0	18	62	0	1
2002 Greensboro	5-0	2.72	25	0	0	0	6	36.1	39	11	11	0	6	26	7	0
2003 Greensboro	9-8	3.12	21	21	4	2	0	130.0	132	56	45	8	26	70	4	2
2004 Jupiter	5-9	3.27	25	25	2	2	0	154.1	161	78	56	3	30	95	9	1
2005 Carolina	8-7	3.99	19	19	0	0	0	108.1	108	60	48	12	36	73	8	1
FLORIDA	0-0	21.60	1	0	0	0	0	1.2	5	5	4	0	2	2	1	0
San Antonio	3-1	4.28	6	6	0	0	0	33.2	38	16	16	4	11	26	0	2
2006 San Antonio	6-5	3.64	25	25	0	0	0	138.1	144	65	56	10	45	80	9	1
ML Totals	0-0	21.60	1	0	0	0	0	1.2	5	5	4	0	2	2	1	0

JAMIE BURKE (55)

POSITION: Catcher

AGE: 35, turns 36 Sept. 24

BATS: Right

THROWS: Right

ML SERVICE: 1 year, 38 days

ACQUIRED: Signed as a minor league free agent on November 16, 2006

2006: Spent season with Oklahoma, appearing in 102 games at catcher, first base and third base...recorded 28 multi-hit games, including one four-hit game and seven three-hit games...went 3x5 with two runs, two home runs and a season-high five RBI on May 20 at Salt Lake City...hit .367 (29x79) with 14 runs scored, five doubles, five home runs and 14 RBI in 21 games in July...hit two home runs and four RBI on July 27 at Portland...recorded three season-high seven-game hit streaks, including hitting .448 (13x29) from July 24-Aug. 2...hit .305 (53x174) in 49 games at home, compared to .255 (50x196) in 53 road games.

PERSONAL: James Eugene Burke...married to Katrina...resides in Roseburg, OR...attended Oregon State, where he participated in baseball and football...graduated from Roseburg (OR) HS, lettering in baseball and football...enjoys fishing and hunting.

CAREER: Originally selected by the Angels in the 9th round of the 1993 June draft...signed by Angels scout Jack Uhey.

1993: Made his pro debut at Boise...ranked third in the Northwest League in batting average (.301) and 4th in on-base percentage (.412)...struck out once every 9.8 plate appearances, 5th-best ratio in the NWL...**1994:** spent season at Cedar Rapids...appeared in 64 games at first base and 61 at third base...**1995:** played entire season at Lake Elsinore...established career-highs in triples (6) and sacrifice hits (11)...**1996:** hit a combined .283 (85x300) between Midland and Vancouver...**1997:** Split season between Midland and Vancouver...started season at Midland...ranked 2nd in the Texas League in doubles (44) and 5th in average (.329)...appeared in 8 games at Vancouver...**1998:** split season between Vancouver and Midland...**1999:** batted .336 in 46 games at Edmonton before his season was cut short due to injury...on disabled list, April 22-29 with a strained

BURKE (continued)

lower back...was also on the DL, June 14-remainder of the season with a fractured left elbow...hit .388 (31-80) in May...homed twice on May 9 vs. Nashville...recorded three strikeouts in 3.0 innings pitched in his pro debut...**2000:** spent his second straight season at Edmonton...on disabled list, June 2-16, with a right foot contusion and again, June 28-August 4, with a broken right foot...appeared in 56 games at third base and 19 games at catcher... **2001:** split season between Anaheim and Salt Lake...had contract purchased by the Angels on May 8, batting .200 (1x5) in 9 games...made major league debut on May 9 at Chicago (AL)...recorded first major league hit and run scored on May 13 at Detroit...spent majority of the season at Salt Lake...appeared in 35 games at catcher, 13 at third base, 6 at first and 2 in the outfield...**2002:** spent entire season at Salt Lake...threw out 25.9 percent (7x27) of attempted basestealers...hit .358 (57-159) at home and .248 on the road...batted .387 (31x80) against lefthanders...hit .330 (64-194) over final 53 games...appeared once on the mound, tossing 1.0 scoreless inning...**2003:** appeared in six games with the White Sox after his contract was purchased from Charlotte on Aug. 8...made first major league start on Aug. 9 vs. Oakland, going 1x2 with an RBI...recorded a hit and RBI in each of his first two games on Aug. 9-11...delivered pinch-hit, RBI single on Aug. 11 at Anaheim...was optioned back to Charlotte on Aug. 11 and recalled again on Aug. 31...spent majority of the season at Charlotte...batted .325 or higher in 4 of 5 months...hit .380 (35x92) against left-handers...compiled a 9-game hit streak, July 24-Aug. 16, including seven multi-hit games...**2004:** hit .333 (40x120) in 47 games for the White Sox...average would have led the club if he had enough plate appearances to qualify...hit .349 (38x109) in his starts...also made two appearances at third base...pitching staff owned a 4.78 ERA (155 ER/292.0 IP) when he was behind the plate...threw out 38.9 % (7x18) of attempted base stealers...hit .275 (11x40) prior to the All-Star break and .363 (29x80) after the break...batted .514 (19x37) in 19 games from July 16-Sept. 1...hit .360 (18x50) with runners on base and .379 (11x29) with runners in scoring position...posted a .524 (11x21) average in interleague play...recorded career-high three RBI on June 13 vs. Atlanta, one of five 3-hit contests...suffered a mild concussion on July 26 vs. Minnesota during home-plate collision with Torii Hunter...posted consecutive 3-hit games on Aug. 30 vs. Philadelphia and Sept. 1 vs. Oakland...began the season at Charlotte and made three stints with the Knights...**2005:** spent the entire season in the White Sox organization, appearing in one game for the Sox...contract was purchased by Chicago on May 3, as he made his lone big league appearance on May 5 vs. Kansas City...was designated for assignment on May 9...spent majority of the season at Charlotte...established career-high with 10 home runs...recorded season-high 10-game hit streak from April 22-May 1, batting .432 (16x37) during...fell a triple short of the cycle on June 29 vs. Pawtucket, going 4x4 with a double, homer and RBI...homed in back-to-back games on April 29-30 vs. Durham...hit grand slam off former White Sox teammate Shingo Takatsu on Aug. 29 vs. Norfolk, recording season-high 4 RBI in that contest...hit .333 (29-87) with 4 HR and 15 RBI in 23 games in June.

BURKE'S PLAYING RECORD

YEAR CLUB	AVG.	G	AB	R	H	2B	3B	HR	RBI	SH	SF	HB	BB	SO	SB-CS	E	OBP
1993 Boise	.301	66	226	32	68	11	1	1	30	2	2	5	39	28	2-3	18	.412
1994 Cedar Park	.264	127	469	57	124	24	1	1	47	4	8	12	40	64	6-8	22	.333
1995 Lake Elsinore	.274	106	365	47	100	15	6	2	56	11	4	9	32	53	6-4	22	.344
1996 Midland	.319	45	144	24	46	8	2	2	16	1	0	2	20	22	1-1	5	.410
Vancouver	.250	41	156	12	39	5	0	1	14	1	2	1	7	18	2-1	5	.283
1997 Midland	.329	116	428	77	141	44	3	6	72	0	3	8	40	46	2-3	26	.395
Vancouver	.296	8	27	4	8	1	0	0	3	0	0	1	3	2	0-0	3	.37
1998 Vancouver	.216	61	162	16	35	6	0	2	14	2	2	6	13	25	0-1	5	.295
Midland	.244	12	41	7	10	1	0	0	4	0	0	7	4	0-0	3	.354	
1999 Edmonton	.336	46	149	29	50	9	0	3	16	2	0	3	23	18	0-1	5	.434
2000 Edmonton	.240	75	263	25	63	12	0	0	17	2	2	5	19	42	1-1	6	.301
2001 Salt Lake	.219	61	215	25	47	10	3	0	27	2	4	5	19	28	1-0	5	.292
ANAHEIM	.200	9	5	1	1	0	0	0	0	0	0	0	2	0-0	0	.200	
2002 Salt Lake	.304	88	316	47	96	12	4	8	44	0	3	4	20	37	1-3	13	.350
2003 Charlotte	.322	94	323	47	104	13	0	6	50	3	6	4	20	39	1-1	6	.363
CHICAGO	.375	6	8	0	3	0	0	0	2	0	0	0	0	0	0-0	0	.375
2004 Charlotte	.231	37	134	12	31	6	0	2	12	3	2	2	9	15	0-0	0	.286
CHICAGO	.333	57	120	22	40	9	0	0	15	1	1	1	10	13	0-0	3	.386
2005 Charlotte	.265	102	358	50	95	22	1	10	53	3	4	13	36	53	1-3	6	.350
CHICAGO	.000	1	1	0	0	0	0	0	0	0	0	0	0	0	0-0	0	.000
2006 Oklahoma	.278	102	370	46	103	21	1	10	49	3	1	3	22	41	0-0	10	.323
ML TOTALS	.328	73	134	23	44	9	0	0	17	1	1	1	10	15	0-0	3	.377

SEAN BURROUGHS (15)

POSITION: Infielder

AGE: 26, turns 27 Sept. 12

BORN: 9-12-80 in Atlanta, GA

BATS: Left

THROWS: Right

HEIGHT: 6-2

WEIGHT: 180

ML SERVICE: 3 years, 104 days

ACQUIRED: Signed as a minor league free agent on December 19, 2006.

2006: Acquired by Tampa Bay from the San Diego Padres in exchange for RHP Dewon Brazelton on Dec. 7, 2005...appeared in 14 games during spring training batting .200 (7x35) at third base and DH before landing on the DL with a lower back strain in the final week of March...activated on April 14 after missing the season's first 10 games...batted .190 (4x21) in eight games with the Rays...optioned to Durham on May 5...hit .214 (28x131) with the Bulls with just three extra-base hits (2-2B, HR) and 29 strikeouts in 37 games at third base and DH...missed entire month of July with a neck strain...was released from the organization on Aug. 14.

PERSONAL: Sean Patrick Burroughs (BURR-oughs)...resides in Long Beach, CA...signed with the Padres rather than accepting a baseball scholarship from the University of Southern California...graduated from Wilson High School in Long Beach in 1998...was a member of the U.S. Olympic Baseball team, which captured the Gold Medal in Sydney, Australia...initially burst into the national consciousness in 1992 and 1993, when he led Long Beach (CA) to back-to-back Little League World Series championships in Williamsport, PA...in '93, was named tournament MVP after batting .600 and pitching a pair of 16-strikeout no-hitters...was on the mound for the title game, a 3-2 win over Panama...His dad, Jeff, was the coach...is the son of former Major Leaguer and 1974 American League Most Valuable Player Jeff Burroughs, who batted .261 with 240 home runs and 882 RBI in 16 big league seasons with the Washington Senators, Rangers, Braves, Mariners, A's and Blue Jays between 1970 and 1985...Sean and his father, also a Wilson High grad and the first player selected in the 1969 draft by the Washington Senators became only the second father-son tandem to be drafted in the first round...the first was Tom and former Devil Ray Ben Grieve...Tom was selected by Washington with the sixth overall pick in 1966 and Ben went to Oakland with the second pick in the draft in 1994.

CAREER: Has 440 games of ML experience, 432 with his original club, the San Diego Padres.

1998: Was the 9th overall selection in the 1998 First Year Player Draft in June...did not play after signing with the Padres on September 2...**1999:** made a spectacular professional debut, earning Padres 1999 Minor League Player of the Year honors...led all San Diego farmhands with a .363 batting average and ranked second in the organization with 85 RBI in 128 games between Fort Wayne and Rancho Cucamonga...went 5x7 with five RBI in his first two pro games April 8-9 vs. Lansing, including a 3x4, two-RBI, two-run debut with a walk and a stolen base...had a 23-game hitting streak, July 8-August 1, batting .467 (42x90) with nine doubles, a triple, two homers and 24 RBI...the tear ended going 0x1 with a walk and a hit by pitch on Aug. 2, but then went on to hit safely in next 13 in a row...was named to the Midwest League All-Star team...reached base safely in his final 53 regular season games for Fort Wayne and Rancho Cucamonga, batting .460 (97-for-211)...ranked second in the league with a .359 batting average in 122 games and led the circuit with a .464 on-base percentage...**2000:** played in the Double-A All-Star Game for Mobile...led the BayBears in batting average (.291) and on-base percentage (.383), walks (58) and intentional walks (six), and tied for the team lead with four triples...struck out just once every 10.24 plate appearances, the fourth-best ratio in the league...led league third basemen with a .947 fielding percentage (16 errors, 302 total chances)...went 0x4 April 10 vs. Orlando to snap streak of reaching base safely via a hit or walk at 58 consecutive games dating to the end of 1999...ranked as the No. 1 prospect in the Padres' chain in Baseball America's preseason survey...also named the organization's best hitter for average and best defensive infielder...was named to Howe Sportsdata's minor league All-Star team and All-Teenager team following 2000 for the second straight season...earned Most Valuable Player honors in the July 9 All-Star Futures Game in Atlanta, going 3x4 with a scored a run in the U.S. team's 3-2 win over the World Squad...with the scored tied 2-2, gunned down the potential go-ahead run at the plate in the top of the eighth...**2001:** named the 2001 No. 1 prospect in the Pacific Coast League, the league's top hitting prospect and the PCL Rookie of the Year in his Triple-A debut...played in the Triple-A All-Star Game and made his second consecutive appearance in the All-Star Futures Game

BURROUGHS (continued)

in Seattle...batted .322, 10th in the PCL and second among all Padres minor leaguers... went two games without a hit only four times all year and went hitless in three straight games only once...went 5x5 with a double and an RBI April 8 at Tucson...drove in a run in seven straight games July 6-18... entered the season rated by Baseball America as the No. 1 prospect in the Padres organization and the No. 6 prospect in all of baseball... was sidelined April 26-May 23 after undergoing arthroscopic surgery to repair a torn meniscus in his left knee April 30; procedure was performed by Drs. Heinz Hoenecke and Jan Fronek at Scripps Green Hospital in La Jolla...**2002:** ranked among National League rookies in hits (6th with 52), multi-hit games (6th with 13) and total bases (8th with 62...after having his big league debut delayed by one day due to a stomach virus, went 2x3 April 2 at Arizona...fanned in his first plate appearance, singled in each of his next two at-bats off Curt Schilling...hit first career homer off Hideo Nomo on April 19...placed on the 15-day disabled list on May 30 (strained right shoulder)...was recalled from rehab, reinstated from DL and optioned to Portland on July 15... celebrated his 22nd birthday in style with a game-winning 10th-inning single off Robb Nen as the Padres outlasted the Giants, 3-2, on Sept. 12...had surgery on right shoulder performed by Drs. Jan Fronek and Heinz Hoenecke on Oct. 2 in San Diego to repair fraying in the labrum and a slight tear in the rotator cuff...**2003:** In his first full season in the big leagues led the club in triples and ranked second in hits (148), multi-hit games (41), total bases (208), games (146) and at-bats (517)...after having rookie season cut short to due to injury, joined Mark Loretta as the Padres' only two starting position players to play the entire season without going on the disabled list...led all NL third basemen with a .286 average and became the first Padre to lead all NL third basemen in batting average since Gary Sheffield in 1992 (.330)... defensively, ranked fifth among league third baggers with a .966 fielding percentage still a Padres club record for a third baseman...had a career best 42-game errorless streak, May 23-July 11...hit safely in 15 consecutive games, Aug. 19-Sept. 5, falling just one shy of the team season high set by Rondell White...during stretch batted .419 (26x62) with four doubles, three triples and nine RBI...recorded a personal-best four hits on Aug. 27 at Arizona...all four hits were off Arizona righthander Curt Schilling...**2004:** Played in 130 games batting a career-high .298...batted .316 (61x193) after the All-Star Break... ranked ninth among National Leaguers with 128 singles...recorded a career-high 35 hits (.333) during the month of May...had a career-high 16-game hitting streak during, batting .344 (22x64), May 19-June 6...batted .311 (37x119) with runners in scoring position... underwent season-ending surgery to repair a torn lateral meniscus in his right knee on Sept. 17; surgery performed by Padres Team Physicians Dr. Jan Fronek, Heinz Hoenecke, Steven Copp and Daniel Keefe at Scripps Clinic in La Jolla...**2005:** after hitting .289 in his first 3 major league seasons he dropped to .250 in 93 games with San Diego, including 70 starts, all at 3B...leads all San Diego third basemen with a .959 career fielding percentage (min. 300 games)...started the season as the Padres Opening Day third baseman and spent all but six weeks with the major league club...missed 8 games, May 26-June 2, with a strained left quadriceps muscle...made his first and only career appearance at shortstop as a defensive replacement for two innings on May 1 vs. Arizona...optioned to Portland on July 23 when the Padres acquired Joe Randa from Cincinnati...connected for a grand slam for Portland on Aug. 12 vs. Colorado Springs...recalled on Aug. 31 and was used primarily as a pinch-hitter starting only 4 games...hit a two-RBI double off Armando Benitez (0-2 count) to send the game into extra-innings with the Padres winning 5-4 in 10 innings on Sept. 14 at San Francisco... was the only position player in 2005 to pitch in a Major League game when he tossed the eighth inning in the Padres 20-1 loss at Colorado Sept. 20, allowing three runs on four hits in 1.0 inning including a home run to Rockies OF Matt Holliday was on the postseason roster and had one at-bat...fled out against the Cardinals' Matt Morris as a pinch hitter in the 3rd and final game of the National League Division Series.

BURROUGHS' PLAYING RECORD

YEAR CLUB	AVG	G	AB	R	H	2B	3B	HR	RBI	SH	SF	HB	BB	SO	SB-CS	E	OBP
1999 Fort Wayne	.359	122	426	65	153	30	3	5	80	2	5	14	74	59	17-15	37	.464
Rancho Cucu	.435	6	23	3	10	3	0	1	5	0	0	1	3	3	0-1	0	.519
2000 Mobile	.291	108	392	46	114	29	4	2	47	1	0	9	31	52	6-8	16	.383
2001 Portland	.322	104	294	60	127	28	1	9	55	4	0	4	37	54	9-2	10	.386
2002 SAN DIEGO	.271	63	192	18	52	5	1	1	11	1	0	1	12	30	2-0	8	.317
Portland	.302	50	179	29	54	16	2	2	23	0	2	3	21	16	1-0	6	.380
2003 SAN DIEGO	.286	146	517	62	148	27	6	7	58	2	4	11	44	75	7-2	12	.352
2004 SAN DIEGO	.298	130	523	76	156	23	3	2	47	1	0	9	31	52	5-4	14	.348
2005 SAN DIEGO	.250	93	284	20	71	7	2	1	17	3	1	5	24	41	4-0	8	.318
Portland	.290	32	124	21	36	8	0	3	14	0	0	5	9	15	0-0	4	.362
2006 TAMPA BAY	.190	8	21	3	4	1	0	0	1	0	0	0	4	7	1-0	1	.320
Durham	.214	37	131	8	28	2	0	1	11	1	1	1	9	29	1-3	8	.268
ML TOTALS	.280	440	1537	179	431	63	12	11	134	7	5	26	115	205	19-6	43	.340

DIVISION SERIES

YEAR CLUB	AVG	G	AB	R	H	2B	3B	HR	RBI	SH	SF	HB	BB	SO	SB-CS	E	OBP
2005 SD vs.SIL	.000	2	1	0	0	0	0	0	0	0	0	0	0	0	0-0	0	.000

JORGE CAMPILLO (66)

POSITION: Right-Handed Pitcher**AGE:** 28, turns 29 Aug. 10**BORN:** 8-10-78 in Tijuana, Mexico**BATS:** Right **THROWS:** Right **HEIGHT:** 6-1 **WEIGHT:** 190**ML SERVICE:** 0 years, 77 days**ACQUIRED:** Seattle acquired his rights from the Mexico City Tigres, February 17, 2005.**2006:** Began the season on the disabled list recovering from "Tommy John" surgery on 9/23/05...appeared in six games with Peoria on rehab assignment from July 17-Aug.

11...reinstated from the disabled list and transferred to Inland Empire after completing rehab assignment...made two starts with Inland Empire before being transferred to San Antonio on Aug. 17...won both starts with San Antonio...selected by Seattle on Sept. 25...made season debut on Sept. 26 vs. Oakland.

PERSONAL: Jorge (HOR-hay) Hidalgo Campillo (camp-EE-yo).**CAREER:** Originally signed by Atlanta, but spent entire pro career in the Mexican League before signing with Seattle.

1997: Began pro career with the Mexico City Tigres, appearing in two games in relief...**1998:** start first full season with Mexico City...appeared in 24 games, seven starts...**1999:** made 32 relief appearances with the Tigres...held opponents to a .200 (50x250) average...**2000:** split season between the Tigres starting rotation and bullpen...finished fifth in the league with 22 home runs allowed...tossed a complete game, allowing only two runs on six hits while striking out a career-high 11 batters April 13...recorded two, three-game winning streaks (April 8-25 and June 28-July 15)...**2001:** started season in the bullpen...moved to the starting rotation on July 7, and made six starts...went 2-1 with a career-high two saves and a 2.41 ERA (41.0 IP, 11 ER) in 21 relief appearances...went 4-2 with a 4.53 ERA (45.2 IP, 23 ER) in nine starts...struck out a season-high nine batters in 6.0 innings on March 24...**2002:** made 14 starts for the Tigres before moving to the bullpen on June 23...went 4-5 with a 6.15 ERA (79.0 IP, 54 ER) in 15 games as a starter, compared to going 1-0 with a 2.35 ERA (15.1 IP, 4 ER) in 10 relief appearances...struck out a season-high nine batters in 7.0 innings on March 29...**2003:** set career-highs in wins (12) and innings pitched (119.1) while tossing a career-low 2.79 ERA...finished fifth in the league in wins...won season-high five consecutive starts, allowing only two runs in 31.1 innings, from May 11-June 6...went 9-1 with a 1.90 ERA, from May 11-July 5, lowering his ERA from 4.05 to 2.66...allowed three or less runs in 16 of his 21 starts, including seven starts without a run...held opponents to a .258 (116x450) average...**2004:** spent season with Mexico City, setting a career-high with 66 strikeouts...tossed 8.0 shutout innings, allowing only four hits while striking out eight on April 18...won season-high three consecutive starts (22.1 IP, 6 ER), from April 18-30...fired first complete game shutout June 5, allowing only four hits while striking out a season-high nine batters...made only one relief appearance of the season on June 22, tossing 2.0 scoreless innings...posted a 10-1 record with a 2.05 ERA in 14 starts with Culiacan in the Mexican Winter League

CAMPILLO (continued)

(87.2 IP, 66 H, 26 R, 20 ER, 17 BBB, 62 SO)...**2005**: started the season in Tacoma and made 12 starts with Rainiers, posting a 4-1, 2.71 mark...had a 1.63 ERA in May (5 ER, 27.2 IP) in five starts...on Tacoma's disabled list June 11-July 27 with a strained right forearm...pitched in four games with Peoria on rehabilitation assignment...recalled from AAA Tacoma May 17 and made ML debut May 20 vs. SD, tossing a scoreless 9th inning in relief...optioned back to Tacoma May 23...recalled Aug. 1, and made first ML start Aug. 2 at Detroit, but was forced out after 1.0 inning with an injured right elbow...placed on 15-day disabled list Aug. 3 and spent remainder of season on DL (transferred to 60-day DL Sept. 3)...underwent surgery Aug. 23 to remove loose bodies from his right elbow; surgery was performed by Dr. Lewis Yocum.

CAMPILLO'S PLAYING RECORD

YEAR CLUB	W-L	ERA	G	GS	CG	SHO	SV	IP	H	R	ER	HR	BB	SO	WP	BK
1997 Mexico City	1-0	4.50	2	0	0	0	0	4.0	2	2	0	5	4	1	0	0
1998 Mexico City	6-2	5.11	24	7	1	0	0	68.2	76	43	39	6	55	42	7	1
1999 Mexico City	1-2	2.90	32	0	0	0	1	71.1	50	29	23	3	46	41	6	0
2000 Mexico City	9-7	6.84	25	17	1	0	0	98.2	128	79	75	22	42	58	7	1
2001 Mexico City	6-3	3.53	30	9	0	0	0	86.2	95	43	34	12	37	64	7	1
2002 Mexico City	5-5	3.53	25	15	0	0	0	94.1	111	62	56	14	37	64	9	1
2003 Mexico City	12-5	2.79	21	21	2	1	0	119.1	116	47	37	7	30	63	4	0
2004 Mexico City	5-5	5.38	17	16	1	0	0	98.2	120	67	59	14	28	66	3	0
2005 Tacoma	4-1	2.71	12	12	0	0	0	66.1	63	21	20	5	18	43	3	0
Peoria#	0-2	5.73	4	4	0	0	0	11.0	18	11	7	0	2	10	0	0
2006 Peoria#	0-0	4.15	6	5	0	0	0	13.0	13	6	6	0	0	15	0	0
Inland Empire	1-1	4.00	2	0	0	0	0	9.0	8	4	4	2	2	6	0	0
San Antonio	2-0	2.53	2	2	0	0	0	10.2	12	4	3	0	2	3	1	0
SEATTLE	0-0	15.43	1	0	0	0	0	2.1	4	4	4	0	0	1	0	0
ML Totals	0-0	8.31	3	1	0	0	0	4.1	5	4	4	0	1	2	0	0

JAMIE CERDA (38)

POSITION: Left-Handed Pitcher

AGE: 28, turns 29 Oct. 26

BORN: 10-26-78 in Fresno, CA

BATS: Left **THROWS:** Left

HEIGHT: 6-0 **WEIGHT:** 200

ML SERVICE: 2 years, 97 days

ACQUIRED: Signed as a minor league free agent on November 24, 2006.

2006: Spent season with Colorado Springs, appearing in 36 games in relief...limited lefties to a .167 average (9x54), compared to .312 average (39x125) vs. right-handers...won three consecutive decisions, May 30-July 15...picked up only save of the season on July 18 vs. Sacramento, tossing 1.1 scoreless innings.

PERSONAL: Jaime M. Cerda (Hi-mee SIR-da)...resides in Selma, CA...graduated from Selma (CA) High School in 1996...played baseball, soccer, basketball and football...named sophomore of the year for baseball team and earned first team all-outfield honors his junior and senior years.

CAREER: Joined the fourth organization of his career when he was signed as a minor league free agent by the Mariners in early November...has held lefties to a .225 (40-for-178) average over 132 relief appearances in his major league career...has allowed just 29 of 96 (30.2%) inherited runners to score in his career...made Opening Day rosters for the Mets in 2003 and Royals in 2005, but has yet to spend a full campaign in the big leagues...owns a career 22-7 record with a 2.69 ERA in the minor leagues.

1999: Missed the season after having reconstructive surgery of medial collateral ligament in left knee...**2000:** made pro debut with Pittsfield of NY-Penn League...**2001:** played for three different Mets affiliates...began year at St. Lucie, appearing in 28 games...promoted to Binghamton on July 24, holding Eastern League lefties to a .182 (2x11) average in first action above A ball...promoted to Norfolk on Aug. 29, making three late season appearances in his first Triple-A outings...**2002:** saw his first major league action, posting no record with a 2.45 ERA (25.2 ip, 7 er) in 32 appearances for the Mets...was recalled from Norfolk on June 27 and spent rest of the season in the big leagues...made his Major League debut on June 18 at Yankee Stadium, tossing 1.2 scoreless innings...entered with bases loaded and one out and permitted just one of those runners to score...struck out side in next inning after escaping that jam...also tossed perfect inning on June 29 at New York-AL...did not allow a run in 28 of his 32 appearances...retired 75% (24 of 32) of first batters faced...began season at Binghamton...had at least one strikeout

CERDA (continued)

2007 MARINERS

in 22 of his 26 minor league appearances...**2003:** went 1-1, 5.85 (32.1 ip, 21 er) in 27 appearances over 5 stints with New York-NL...made Opening Day roster for first time, but was optioned on 4 occasions...earned first ML win on July 6 at Cincinnati...held lefties to a .242 (8x33) average...tossed 2.2 innings, a career high that was matched in '05, on May 24 at Atlanta...appeared in 22 games with Norfolk...did not allow a run in 17 of his 22 appearances...**2004:** Established career highs in games and innings, going 1-4 with a 3.15 ERA (45.2 IP, 16 ER) over team-high 53 appearances in first season with KC...was acquired by Royals from Mets in a Jan. 26, 2004 trade for right-handed pitcher Shawn Sedlacek...recalled from Omaha on April 7 when Desi Relaford went on the DL...other than another brief stint at Class AAA, April 18-May 2, was in the majors for the rest of the season...allowed just 8 of 46 (17.4%) inherited runners to score, a percentage that was 5th-lowest in the AL and 8th-lowest in the majors...recorded 4 strikeouts for first time in career on April 13 at Chicago-AL...earned first career save on May 3 at Toronto...allowed just one run over 21 games, May 16-July 6, posting 0.54 ERA (16.2 IP, 1 ER)...earned first AL win on June 16 at Atlanta...named Royals Pitcher of the Month for June after permitting no runs in 11 games and 8.1 innings for the month...**2005:** made the Royals' Opening Day roster and was with the big league club for the first 2 months of the year...opponents batted .284, with lefties at .231 and right-handers at .343...allowed 6 of 12 inherited runners to score...recorded 3 holds and did not convert his lone save opportunity...first batters went 7x18 (.389) with 3 doubles, a homer and 6 RBI...allowed runs in just one of next 8 outings from April 27-May 13, lowering figure to 5.84...permitted 6 runs in final 4 outings and 6.2 innings from May 17-25, finishing with a 6.63 ERA...issued just one walk, an intentional pass, over his first 9 outings, but allowed 10 walks over final 11 games...did not allow a homer in first 12 appearances, and issued just one long ball in first 18 games, but batters went deep in each of his last 2 outings...earned lone win on April 15 vs. Detroit, tossing perfect 8th inning in Royals' 6-5 come from behind victory...matched career high with 2.2 innings on May 17 vs. Baltimore...matched career high with 4 strikeouts on May 21 vs. St. Louis, but took loss and blown save in that game when he allowed a Larry Walker 3-run homer in the 7th inning...allowed a Hank Blalock 2-run homer in final appearance on May 25 at Texas and was optioned to Triple-A Omaha on May 26 for the duration of the season...went 4-1, 5.26 (49.2 IP, 29 ER) in 35 relief appearances for the O-Royals...allowed 16 runs in 9.0 innings over his first 7 games, but posted 2.88 (40.2 IP, 13 ER) figure over final 28 outings...recorded 29 K's over final 15 games and 25.1 innings...earned wins in 4 of 5 appearances from July 29-Aug. 13...last outing was Sept. 3 at Oklahoma as he was not added to Royals' September roster.

CERDA's PLAYING RECORD

YEAR CLUB	W-L	ERA	G	GS	CG	SH	SV	IP	H	R	ER	HR	BB	SO	WP	BK	
1999																	
2000	Pittsfield	4-1	0.57	20	1	0	0	5	47.0	33	6	3	0	6	51	2	0
2001	St. Lucie	2-1	0.97	28	0	0	0	6	55.2	40	8	6	3	12	56	0	0
	Binghamton	1-0	3.10	12	0	0	0	3	20.1	17	7	7	1	6	22	2	0
	Norfolk	0-0	3.86	3	0	0	0	0	4.2	2	2	2	0	2	4	1	0
2002	Binghamton	5-1	2.27	14	0	0	0	0	31.2	21	8	8	0	10	33	2	0
	Norfolk	0-0	0.43	12	0	0	0	1	21.0	10	2	1	0	7	17	0	0
	NEW YORK-NL	0-0	2.45	32	0	0	0	0	25.2	22	7	7	0	14	21	0	1
2003	NEW YORK-NL	1-1	5.85	27	0	0	0	0	32.1	32	21	21	4	20	19	3	1
	Norfolk	3-0	1.67	22	0	0	0	0	32.1	29	7	6	3	10	35	0	0
2004	KANSAS CITY	1-4	3.15	53	0	0	0	2	45.2	41	21	16	1	30	33	4	0
	Omaha	0-0	3.00	4	0	0	0	0	6.0	8	2	2	0	3	2	1	0
2005	KANSAS CITY	1-4	6.63	20	0	0	0	0	19.0	21	14	14	3	11	18	2	0
	Omaha	4-1	5.26	35	0	0	0	2	49.2	48	33	29	6	21	47	5	0
2006	Colorado Spring	3-3	5.72	36	0	0	0	1	45.2	48	30	29	8	26	41	7	0
AL TOTALS		2-8	4.13	73	0	0	0	2	64.2	62	35	30	4	41	51	6	0
NL TOTALS		1-1	4.34	59	0	0	0	0	58.0	54	28	28	4	34	40	3	2
ML TOTALS		3-9	4.26	132	0	0	0	2	122.2	116	63	58	8	75	91	9	2

Batting	AVG	AB	R	H	2B	3B	HR	RBI	SH	SF	BB	SO
Career	.000	2	0	0	0	0	0	0	0	0	0	0

Last Hit - None Last Home Run - None

JEFF CLEMENT (64)

POSITION: Catcher

AGE: 23, turns 24 Aug. 21

BORN: 8-21-83 in Marshalltown, IA

BATS: Left

THROWS: Right

HEIGHT: 6-1

WEIGHT: 210

ML SERVICE: None

ACQUIRED: Mariners' 1st round selection (3rd overall) in the 2005 June draft; signed by Mariners scouts Greg Whitworth, Phil Pote and Dennis Gonsalves.

2006: Started season with San Antonio, appearing in 15 games...recorded a career-high five hits, going 5x5 with a runs, three doubles and three RBI on April 30 vs. Springfield...on the disabled list from May 2-June 21 after having surgery to repair a torn meniscus in his left knee and bone chips removed out of his left elbow...promoted to Tacoma on June 21 after returning from the DL...hit first career Triple-A home run, a grand slam in the 8th inning and recorded a season-high four RBI on June 28 at Las Vegas...recorded two season-high six-game hit streak, including hitting .391 (9x23) from July 28-Aug. 3...went 4x5 with two runs, two doubles and one RBI on Aug. 3 at Iowa...played for the Waikiki BeachBoys in the Hawaiian Winter League, hitting .189 (10x53) in 21 games.

PERSONAL: Jeffrey B. Clement (CLEM-ent)...resides in Marshalltown, IA...played with the 1996 Marshalltown team in the Little League World Series in Williamsport, Pa...graduated from Marshalltown High School (IA) in 2002...attended University of Southern California...won the 2005 Johnny Bench Award as the nation's top catcher...earned 2005 Baseball America All-America First Team, USA Today Sports Weekly All-America first team and Collegiate Baseball All-America first team honors, as well as 2005 National Collegiate Baseball Writers Association All-America third team honors...finalist for the 2005 Golden Spikes Award...named All-Pac-10 for the third straight year...rated as the "Best Power Hitter" among college prospects by Baseball America in 2005...member of the 2003 and 2004 U.S. National team...his team won the gold medal at the FISU II World University Baseball Championships in Taiwan in 2004...named most valuable player for Team USA during the 33rd Annual USA vs. Japan Collegiate All-Star Series in Japan...set national high school record at Marshalltown High School (IA) with 75 career home runs...led Marshalltown to the 2002 4-A stat championship...played for the 1996 Marshalltown team in the Little League World Series.

CAREER: Spent entire career in the Mariners organization.

2005: Began pro career with Everett, appearing in four games...recorded his first career hit in first at-bat on July 27 vs. Tri-City...promoted to Wisconsin on Aug. 2...hit safely in 23 of 27 games...recorded a season-high nine-game hit streak, hitting .571 (20x35) with nine runs, two doubles, four home runs and 13 RBI, Aug. 18-28...went 3x3 with a run a home run and a season-high five RBI on Aug. 19 vs. Lancaster...hit home runs in back-to-back games Aug. 19-20...named Midwest League Player of the Week, Aug. 22-28...recorded a season-high four hits and three runs on Aug. 28 vs. Fort Worth...hit .269 (18x67) with five doubles, three home runs and 11 RBI with the Peoria Javelinas in the Arizona Fall League.

CLEMENT'S PLAYING RECORD

YEAR CLUB	AVG.	G	AB	R	H	2B	3B	HR	RBI	SH	SF	HB	BB	SO	SB-CS	E	OBP
2005 Everett	.273	4	11	3	1	0	0	0	1	0	1	2	1	2	0-0	2	.386
Wisconsin	.319	30	113	17	36	5	0	6	20	0	1	1	12	25	1-2	0	.400
2006 San Antonio	.288	15	59	7	17	6	1	2	10	0	1	3	7	8	0-0	2	.386
Tacoma	.257	67	245	23	63	10	0	4	32	1	2	8	16	53	0-2	2	.321

RENEE CORTEZ (67)

POSITION: Right-Handed Pitcher

AGE: 24 **BORN:** 12-9-82 in Valencia, Venezuela

BATS: Right **THROWS:** Right **HEIGHT:** 6-4 **WEIGHT:** 178

ML SERVICE: None

ACQUIRED: Signed as a non-drafted free agent May 12, 2000; signed by Mariners scout Pedro Avila.

2006: Spent season with Tacoma, making 31 relief appearances...tossed season-high 8.1 scoreless innings, May 3-10...on disabled list with a right elbow strain, June 21-July 26...appeared in one game on July 23 during rehab assignment with Peoria...tossed 8.0 scoreless innings, July 31-Aug. 12...held lefties to a .266 average, compared to a .324 average vs. right-handers...struck out a season-high four batters three times...finished the season on disabled list after being placed on the DL on Aug. 16 with a right shoulder strain...had arthroscopic surgery on his right elbow on Aug. 24.

PERSONAL: Renee (run-AY) A. Cortez (core-TEZ)...resides in Valencia, Venezuela.

CAREER: Has spent entire career in the Mariners organization.

2000: Played in the Venezuelan Summer League...was 2-3 with a 1.80 ERA and three saves in 35.0 innings pitched...**2001:** Played season with Peoria and was named club's Most Valuable Pitcher by the Mariners organization...struck out 52 while walking 10 in 53.0 innings of work...was 2-0, 3.80 (47.1 IP/20 ER) in nine starts...struck out a season-high 10 batters Aug. 7 vs. Brewers...participated in the Mariners Fall Instructional League...**2002:** Split season between Peoria and Wisconsin, going a combined 6-11 with a 3.95 ERA (62 ER/141.1 IP) in 24 games, 22 starts...pitched into the 6th inning in 14 of 22 starts...struck out 54 while walking just six in 43.0 innings of work with Peoria from July 6-Aug. 18...struck out a season-high 12 batters with Wisconsin in 7.0 IP in final start and win of season, Aug. 31 at West Michigan...**2003:** Started the season with Wisconsin...was 2-0 with a save and a 0.96 ERA in his first nine appearances...promoted to Inland Empire on July 21...did not allow and earned run in his first eight appearances (12.0 innings)...held right hand batters to a .113 average...played for Lara in the Venezuelan Winter League...**2004:** Played with San Antonio, making 36 relief appearances...placed on the disabled list with muscle strain, from June 11-25...struck out 46 batters in 52 2/3 innings, including a season-high three batters five times...had a 1.20 ERA (15 IP/2 ER) and seven strikeouts in 11 relief appearances, from July 7-Aug. 10...played with Lara in the Venezuelan Winter League...**2005:** spent second season with San Antonio...set career-high with 10 saves...struck out a season-high five batters in 2.0 innings on May 19 at Corpus Christi...made first start since 2002 tossing 4.0 scoreless innings on July 15 vs. Springfield...did not allow an earned run in nine consecutive appearances (15.1 IP) from July 9-Aug. 5...picked up a save in four consecutive games from Aug. 16-25...held opponents to a .253 average, including a .236 clip vs. lefties...suspended 15 games for violating Major League Baseball's Minor League Drug Prevention and Treatment Program.

CORTEZ' PLAYING RECORD

YEAR CLUB	W-L	ERA	G	GS	CG	SHO	SV	IP	H	R	ER	HR	BB	SO	WP	BK
2001 Peoria	2-0	4.42	11	9	0	0	0	53.0	60	34	26	4	10	52	6	0
2002 Wisconsin	5-8	4.12	17	17	0	0	0	98.1	102	62	45	12	32	67	6	3
Peoria	1-3	3.56	7	5	0	0	0	43.0	47	22	17	0	6	54	5	0
2003 Wisconsin	4-2	2.91	28	0	0	0	4	46.1	40	20	15	3	16	51	2	0
Inland Empire	0-1	1.66	15	0	0	0	3	21.2	10	5	4	0	6	16	2	0
2004 San Antonio	2-5	4.44	36	0	0	0	3	52.2	61	29	26	7	24	46	7	3
2005 San Antonio	5-3	3.96	44	1	0	0	10	63.2	61	32	28	4	23	62	9	0
2006 Tacoma	5-3	4.18	31	0	0	0	5	51.2	61	29	24	3	28	50	2	1
Peoria	1-0	0.00	1	0	0	0	0	2.0	0	0	0	0	10	2	0	0

GOOKIE DAWKINS (1)

POSITION: Infielder

AGE: 27, turns 28 May 12

BORN: 5-12-79 in Newberry, SC

BATS: Right **THROWS:** Right

HEIGHT: 6-1 **WEIGHT:** 180

ML SERVICE: 0 years, 146 days

ACQUIRED: Signed as a minor league free agent on December 11, 2006.

2006: Appeared in 67 games with Indianapolis...appeared in games at second base, shortstop and designated hitter...recorded a season-high four hits on April 23 at Louisville...on disabled list, June 30-July 31 with a right foot injury...recorded a season-high eight-game hit streak, hitting .407 (11x27), Aug. 5-14...hit .339 (21x69) with five doubles, two home runs and eight RBI in 22 games in Aug...hit .316 (18x57) with runners in scoring position and .367 (11x30) with runners in scoring position and two outs.

PERSONAL: Travis Sentell Dawkins...resides Chappellis, SC....Wife's name is Marsha...one son; Travis "T.J." (4/2/04)...is a 1997 graduate of Newberry (SC) High School, the same school attended by his cousin, Major League outfielder Reggie Taylor.

CAREER: Was 20 years old when he broke into the big leagues on September 3, 1999, with the Cincinnati Reds, making Major League debut as a defensive replacement at shortstop at Philadelphia...made last appearance in a big-league game on 7/23/03 at Minnesota as a member of the Kansas City Royals...has made 42 appearances (21 starts) at shortstop and six appearances (one start) at second base in Major League career.

1998: Selected by Cincinnati in the second round of the June draft...selected to the Pioneer League's all-star squad...led all league shortstops with 118 putouts and 216 assists...named the second-best prospect in the Pioneer League following the season by Baseball America...named the sixth-best prospect in the Reds organization following the season by Baseball America...**1999:** Named the seventh-best prospect in the Reds organization following the season by Baseball America...**2000:** selected to the Midwest League All-Star squad...named the best and fastest baserunner in the Midwest League by Baseball America...tabbed the Southern League Player of the Week for Aug. 6-12, batting .448 (13x29) with 10 runs scored, three doubles, two home runs, five RBI in seven games...joined Team USA for the Pan America Games, batting .273 (6x22) with a home run, two RBI and two stolen bases...named the second-best prospect in the Midwest League following the season by Baseball America...made his Major League debut with Cincinnati on Sept. 3 at Philadelphia as a defensive replacement at shortstop...collected his first ML hit Sept. 4 at Philadelphia, an infield single off Chad Ogea...named the top prospect in the Reds organization following the season by Baseball America...**2001:** named the 21st-best prospect in baseball prior to the Season by Baseball America...was member of Team USA, winning a Gold Medal at the Summer Olympics in Sydney, Australia...underwent arthroscopic surgery on right knee on Oct. 10, a procedure performed by Timothy Kremchek...named 16th-best prospect in the Southern League following the season by Baseball America...**2002:** named the 20th-best prospect in the Reds organization following the season by Baseball America...played with Grand Canyon in the Arizona Fall League following the season, batting .331 (45x136) with 26 runs scored, seven doubles, three triples, two home runs, 13 RBI and 10 stolen bases in 34 games...finished second in the Arizona Fall League with 45 hits and 10 stolen bases...named Arizona Fall League Player of the Week Oct. 15-21...named eighth-best prospect and fastest baserunner in the Reds organization following the season by Baseball America...**2003:** claimed off waivers by the Los Angeles Dodgers from the Cincinnati Reds on March 17...acquired by Kansas City from the Los Angeles in exchange for Scott Mullen and Victor Rodriguez on July 6...**2004:** acquired by the Chicago Cubs from the Kansas City Royals in exchange for cash considerations on May 31...**2005:** Spent entire season with the International League champion Toledo Mud Hens...hit seven of his 10 home runs off right-handed pitchers...hit two solo home runs on April 11 at Charlotte...batted .409 (9x22) during six-game hitting streak from April 10-16 and hit safely in 16 of his 22 contests from April 22-May 21 (22x74, .297)...homed in back-to-back games on May 8 vs. Louisville and May 9 at Syracuse...produced second multi-homer game on 7/1 vs. Norfolk...placed on disabled list on July 5 with a mouth laceration...Returned to action on 7/20...batted .320 (16x50) in 15 games during the month of July...went 4x16 (.250) in five post-season games for the Mud Hens.

DAWKINS' PLAYING RECORD

YEAR	CLUB	AVG.	G	AB	R	H	2B	3B	HR	RBI	SH	SF	HB	BB	SO	SB-CS	E	DBP
1997	Billings	.241	70	253	47	61	5	0	4	37	3	6	0	30	38	16-6	34	.315
1998	Burlington	.264	102	367	52	97	7	6	1	30	2	2	1	37	60	37-10	36	.332
1999	Rockford	.272	76	305	56	83	10	6	8	32	1	1	0	35	38	38-13	17	.346
	Chattanooga	.364	32	129	24	47	7	0	2	13	2	0	0	14	17	15-5	3	.427
	CINCINNATI	.143	7	7	1	1	0	0	0	0	0	0	1	0	4	0-0	0	.250
2000	Chattanooga	.231	95	368	54	85	20	6	6	31	2	2	3	40	71	22-10	19	.310
	CINCINNATI	.220	14	41	5	9	2	0	0	3	1	0	0	2	7	0-0	2	.250
2001	Chattanooga	.226	104	394	59	89	16	3	8	40	4	3	2	32	88	14-4	16	.285
2002	Chattanooga	.271	40	155	21	42	10	1	1	12	2	0	0	25	28	5-5	6	.372
	Louisville	.251	47	167	14	42	5	2	0	8	0	2	1	12	34	2-3	4	.222
	CINCINNATI	.125	31	48	2	6	2	0	0	0	1	0	0	6	21	2-1	4	.222
2003	Jacksonville	.265	35	113	12	30	6	0	4	20	7	1	2	10	12	3-2	7	.333
	Las Vegas	.165	32	115	5	19	5	1	0	12	2	1	0	9	26	3-1	10	.224
	Omaha	.259	33	112	18	29	6	0	2	18	2	2	1	7	24	2-3	3	.303
	KANSAS CITY	.000	3	2	0	0	0	0	0	0	0	0	0	1	2	0-0	0	.333
2004	Omaha	.223	48	166	22	37	7	1	4	17	3	3	1	10	41	2-2	10	.267
	Iowa	.329	67	164	31	54	15	2	6	28	1	3	2	20	34	11-0	11	.402
2005	Toledo	.242	103	355	56	86	21	5	10	38	3	3	7	31	75	10-7	19	.313
2006	Indianapolis	.266	67	203	22	54	14	1	5	26	1	1	1	13	55	3-6	4	.312
AL TOTALS		.000	3	2	0	0	0	0	0	0	0	0	1	2	0-0	0	.333	
NL TOTALS		.167	52	96	8	16	4	0	0	3	2	0	1	8	32	2-1	6	.238
ML TOTALS		.163	55	98	8	16	4	0	0	3	2	0	1	9	34	2-1	6	.241

JESSE FOPPERT (32)

POSITION: Right-Handed Pitcher

AGE: 26, turns 27 July 10

BORN: 7-10-80 in Reading, PA

BATS: Right

THROWS: Right

HEIGHT: 6-6

WEIGHT: 220

ML SERVICE: 2 years, 34 days

ACQUIRED: Traded to Seattle along with Yovit Torrealba (c) in exchange for Randy Winn (of) on July 30, 2005.

2006: Spent most of the season on the disabled list, appearing in five games, two starts with Tacoma...on the disabled list from April 20-May 10 with a left quadriceps strain...on disabled list from May 22-end of the season with a right elbow strain.

PERSONAL: Jesse William Foppert (FOP-urt)...resides in San Rafael, CA with his wife, McKenna...graduated from San Rafael (CA) High School...was two-time All-Conference choice and team MVP once...was also two-year member of North Coast Section basketball championship team...attended University of San Francisco...went 8-4 with 3.75 ERA in 16 games during 2001 campaign en route to second team All-West Coast Conference honors...recruited walk-on came to USF as first baseman, but blossomed to finish second in WCC with 112 strikeouts in 2001...also hit .337 with 10 runs, seven 2B, 3B, four HR and 20 RBI in 31 games for Dons in 2001...is an active member in community, lending his support to many charitable causes...has visited with critically ill children at UCSF Medical Center...spoke to children at Youth Little League Days at SBC Park...also attended American Heart Association events and Giants Community Fund Golf Classics...participated in book reading at Belmont Library as part of Giants Summer Reading Program...also supported National Multiple Sclerosis Society during reception at ballpark and participated in homeplate ceremony...represented Giants at annual Halloween Heroes charity event in San Francisco to benefit Wender Weis Foundation for Children, organization that provides relief to at-risk and underprivileged children in Bay Area...also participated in Olympian Night at SBC Park with 2004 US Olympians.

CAREER: Completed successful comeback from "Tommy John" surgery, pitching scoreless seventh inning in 2004 season finale, Oct. 3 at Los Angeles (NL)...right elbow injury cut short impressive 2003 rookie season for young hurler...enjoyed rapid climb up Giants farm system, making big league debut in 2003 after just 40 minor league starts over two-plus seasons...was named Pacific Coast League's 2002 top prospect by *Baseball America* after pitching only 14 games at triple-A level...has logged just five seasons as pitcher after making transition from 1st base during 2001 collegiate season.

2001: Embarked on professional career at rookie-league Salem-Keizer...enjoyed success immediately, leading Northwest League with 1.93 ERA, while tying for second with eight wins and ranking third with 88 strikeouts...finished campaign with 8-1 mark...was named Salem-Keizer's Player of Month for both July and August...also garnered

FOPPERT (continued)

Howe SportsData's NWL Pitcher of Week honors for Aug. 13-19...helped Volcanoes to league title after tossing 6.0-shutout innings with 12 strikeouts for victory in NWL post season...**2002:** Continued his ascension of Giants minor league chain, logging stops at organization's top outposts...led Giant farmhands with 183 strikeouts, while finishing 10th with 3.46 ERA...in 25 combined starts, went 6-9 and limited opponents to .225 avg. (115x512)...opened season at double-A Shreveport and promptly fashioned 2.79 ERA in 11 contests, but managed only 3-3 ledger...was tabbed for Texas League All-Star Game...shared Shreveport's Player of Month honors for May with Todd Linden...Howe SportsData named him TL Pitcher of Week for May 13-19...made jump to Fresno June 17...in 14 starts for Grizzlies, was 3-6 with 3.99 ERA (35ER/79.0IP)...**2003:** Burst onto Major League scene and served as effective member of Giants' starting rotation before having season derailed by Tommy John surgery...had to leave Aug. 20 start vs. Atlanta in fourth inning after experiencing numbness in right hand...underwent surgery Sept. 16 in Birmingham, AL...Drs. James Andrews and Ken Akizuki performed procedure...ranked among NL rookie leaders for wins (T8th - 8), ERA (9th - 5.03), starts (T5th - 21), innings pitched (9th - 111.0), strikeouts (4th - 101) and batting average against (6th - .249)...in 21 starts overall, was 8-9 with 5.00 ERA (60ER/108.0IP), limiting opponents to .248 average (100x403)...opened season with triple-A Fresno, but made just one start before contract was purchased April 10 when Ryan Jensen was placed on Disabled List...made ML debut with 2.0-scoreless innings April 14 vs. Houston in SF's 4-2 victory, holding lead while working seventh and eighth innings...struck out two, fanning Craig Biggio for first career punchout...earned first ML win in third big league start, 9-6 SF triumph over Cincinnati May 3 at SBC Park...fourth victory came courtesy of best ML start June 11 at Chicago White Sox...yielded just one hit and one run, while recording career-best 10 strikeouts over 7.1 frames in SF's 11-4 triumph...was optioned to triple-A Fresno July 10 so that SF could carry another arm in bullpen to close out first half...option was transferred to San Jose July 16, where he made start...was recalled prior to July 20 start...posted 3-1 record with 3.90 ERA (14ER/32.1IP) in six starts before being shelved with injury...delivered RBI-triple off Colorado's Jason Jennings May 31 for first Major League hit...**2004:** Returned from "Tommy John" surgery ahead of schedule, spending final month of campaign with Giants and pitching in season finale...worked scoreless seventh inning Oct. 3 at LA, marking first appearance on big league mound since leaving start vs. Braves Aug. 20, 2003...was impressive in lone frame...after leadoff hitter singled, retired the next 3 batters in order with 2 strikeouts...made nine minor league starts, going 0-2 with 4.32 ERA (12 ER, 25.0 IP) for rookie-level Arizona, single-A San Jose and triple-A Fresno...made first appearance in pro ball since surgery when he took hill for Giants' affiliate in Arizona Rookie League July 19, allowing one run in lone inning pitched...was recalled from Grizzlies Sept. 7...pitched in Puerto Rican Winter League following campaign...**2005:** spent the majority of the season at triple-A, but did pitch in three games with San Francisco...was acquired by Seattle near the trading deadline and finished the season with Tacoma...went to spring training with the Giants before an April 2 option to Fresno...went 1-0, 3.46 (5ER/13.0IP) in three April starts...was 2-1, 5.54 (16ER/26.0IP) in five May outings...made one June start prior to June 13 recall by the Giants...pitched in three Interleague games (two starts) in June with San Francisco before being sidelined with a neck injury...outing on June 14 at Minnesota was his first Major League start and just his second big league appearance since Aug 20, 2003...got a no-decision against the Twins, allowing three runs (two earned) in 5.2 innings...allowed four hits and four runs in 3.1 innings on June 19 at Detroit...allowed two hits and no runs in 1.1 innings of relief on June 24 at Oakland...placed on the disabled list (July 1-24) with a neck strain...went on a rehabilitation assignment with San Jose on July 17, going 1-0, 2.08 over three starts...recalled and optioned to Fresno on July 24...made a relief appearance on July 26 for Fresno prior to his July 30 acquisition by Seattle...went 0-1 with 2.57 ERA (4ER/14.0IP) in six starts at triple-A Tacoma, working on a pitch limit each outing...made two starts in the postseason with the Rainiers...worked 4.0 innings on Sept. 3, allowing three hits and one run vs. Sacramento.

FOPPERT's PLAYING RECORD

YEAR CLUB	W-L	ERA	G	GS	CG	SHO	SV	IP	H	R	ER	HR	BB	SO	WP	BK
2001 Salem-Keizer	8-1	1.93	14	14	0	0	0	70.0	35	18	15	7	23	88	4	3
2002 Shreveport	3-3	2.79	11	11	1	0	0	61.1	44	22	19	3	21	74	3	0
Fresno	3-6	3.99	14	14	0	0	0	79.0	71	37	35	12	35	109	7	1
2003 Fresno	0-0	1.80	1	1	0	0	0	5.0	3	1	1	0	0	9	3	0
SAN FRANCISCO	8-9	5.03	23	21	0	0	0	111.0	103	69	62	16	69	101	12	0
San Jose	0-1	9.00	1	1	0	0	0	3.0	5	3	3	0	0	3	0	0
2004 ARL - Giants	0-0	9.00	1	1	0	0	0	1.0	3	1	1	0	0	2	0	0
San Jose	0-0	1.93	4	4	0	0	0	9.1	4	2	2	1	4	11	0	0
Fresno	0-2	5.52	4	4	0	0	0	14.2	14	11	9	2	9	13	3	0
SAN FRANCISCO	0-0	0.00	1	0	0	0	0	1.0	1	0	0	0	0	2	0	0
2005 Fresno	3-1	4.50	10	9	0	0	0	44.0	43	25	22	5	27	41	1	0
SAN FRANCISCO	0-0	5.23	3	2	0	0	0	10.1	11	7	6	2	13	6	0	1
San Jose#	1-0	2.08	3	3	0	0	0	8.2	5	2	2	0	6	9	0	0
Tacoma	0-1	2.57	6	6	0	0	0	14.0	10	4	4	0	8	13	1	0
2006 Tacoma	0-1	6.97	5	2	0	0	0	10.1	10	10	8	0	14	11	3	0
ML Totals	8-9	5.00	27	23	0	0	0	122.1	115	76	68	18	82	109	12	1

Batting	AVG	AB	R	H	2B	3B	HR	RBI	SH	SF	BB	SO
Career	.081	37	3	3	1	1	0	1	0	0	0	19

Last Hit - 8/8/03 vs. Philadelphia (2B) Last Home Run - None

ROB JOHNSON (65)

POSITION: Catcher

AGE: 23, turns 24 July 22

BORN: 7-22-83 in Anaconda, MT

BATS: Right

THROWS: Right

HEIGHT: 6-1

WEIGHT: 200

ML SERVICE: None

ACQUIRED: Mariners' 4th round selection (123rd overall) in the 2004 June draft; signed by Mariners scout Kyle VanHook.

2006: Spent season with Tacoma, appearing in games at catcher, left field and designated hitter...finished tied for third on the Rainiers with 14 stolen bases...recorded season-high 10-game hit streak, hitting .353 (12x34) from April 6-21...recorded a career-high three stolen bases on July 27 at Las Vegas...recorded 19 multi-hit games, including a season-high three hits on July 29 vs. Oklahoma...hit .288 (21x73) vs. left-handed pitchers, compared to .216 (57x64) vs. righties...hit .271 (23x85) with runners in scoring position.

PERSONAL: Robert James Johnson...resides in Houston, TX...graduated from Butte Central High School (MT) in June, 2001...graduated from Saddleback Junior College (MT) in May, 2003...named Most Valuable Player of the Orange Empire League and was named to All-League team...attended the University of Houston (TX)...

CAREER: Has spent entire career in the Mariners organization.

2004: Began pro career with Everett...played three positions, including designated hitter (13), catcher (6) and right field (1)...recorded three three-hit games...hit first career home run on July 18 at Eugene...participated in the 2004 Instructional League...2005: started season with Wisconsin...had seven-game hit streak, hitting .367 (11x30), from April 14-23...went 4x5 with a run, a double and two RBI on April 10 vs. Peoria...recorded season-high four RBI, including a three-run home run on April 15 at Peoria...hit .417 (10x24) during six-game hit streak from May 2-9...had season-hit 9-game hit streak, hitting .472 (17x36) with nine runs, three doubles, three home runs and nine RBI from May 21-31...went 4x5 with four runs scored, two home runs and three RBI on May 30 at Quad City...hit .337 (30x89) with 16 runs, 13 extra-base hits and 22 RBI in May...had 18 multi-hit games, including two four-hit games and seven three-hit games...hit .309 (30x97) batting third in the lineup...promoted to Inland Empire on Aug. 2...hit safely in 16 of 19 games...hit home runs in back-to-back games Aug. 4 and 6...played on the United States World Cup qualifying team.

JOHNSON's PLAYING RECORD

YEAR CLUB	AVG.	G	AB	R	H	2B	3B	HR	RBI	SH	SF	BB	SO	SB-CS	E	OBP
2004 Everett	.234	20	77	17	18	3	1	1	7	0	1	2	4	10	6-2	0.286
Peoria	.222	8	27	4	6	1	0	0	1	0	0	1	3	7	1-1	0.323
2005 Wisconsin	.272	77	305	41	83	19	1	9	51	3	4	3	20	31	10-3	0.319
Inland Empire	.314	19	70	15	22	3	0	2	12	2	4	0	10	14	2-0	0.381
2006 Tacoma	.231	97	337	28	78	9	4	4	33	6	2	1	13	74	14-7	0.261

RAYON LAMPE (86)**POSITION:** Outfielder**Age:** 20**BORN:** 11-20-86 in San Nicolas, Aruba**BATS:** Right **THROWS:** Right**HEIGHT:** 6-2 **WEIGHT:** 180**ML SERVICE:** None**ACQUIRED:** Signed as a non-drafted free agent July 31, 2003; signed by Mariners scouts Bob Engle and Karel Williams.**2006:** spent season in the Venezuelan Summer League...hit .193 (32x166) with 18 runs scored, seven doubles, two triples, two home runs and 22 RBI in 56 games.**PERSONAL:** Rayon Reynaldo Leonard Lampe (lamp)...resides in Saint Nicolas, Aruba.**CAREER:** Has spent entire career in the Mariners organization.**2003:** Participated in the Mariners Fall Instructional League...**2004:** spent season with Peoria, appearing in 29 games...started at three positions, including second base (18), third base (7) and first base (4)...had a five game hit streak hitting .350 (7x20), from June 25-July 4...hit first career home run, a solo shot, on July 8 vs. Cubs...recorded a season-high four-hit game on Aug. 26 at Cubs...**2005:** played with Aguirre in the Venezuelan Summer League, hitting .225 (34x151) in 55 games.**LAMPE'S PLAYING RECORD**

YEAR	CLUB	AVG.	G	AB	R	H	2B	3B	HR	RBI	SH	SF	HB	BB	SO	SB-CS	E	OBP
2004	Peoria	.221	29	95	10	21	2	0	1	10	1	0	6	5	32	2-3	11	.302

JUSTIN LEHR (37)**POSITION:** Right-Handed Pitcher**AGE:** 29, turns 30 Aug. 3**BORN:** 8-3-77 in Orange, CA**BATS:** Right **THROWS:** Right**HEIGHT:** 6-2 **WEIGHT:** 215**ML SERVICE:** 1 year, 49 days**ACQUIRED:** Signed as a minor league free agent on December 10, 2006.**2006:** Began season with Milwaukee, appearing in 16 games in relief...designated for assignment on May 23...cleared waivers and outrighted to the Nashville on May 25... appeared in 19 games, 17 starts...allowed three or less earned runs in 13 of his 17 starts, while tossing at least 7.0 innings in seven starts...struck out a season-high eight strikeouts twice: July 16 vs. Memphis and Aug. 19 vs. Albuquerque...went 5-1 with a 3.40 ERA (18 ER/47.2 IP) in nine starts with Naranjeros in the Mexican Winter League.**PERSONAL:** Charles Larry Lehr (lerr)...resides in Chandler, AZ...he and his wife, Guia, have one son Reed...graduated from West Covina High School in 1995...attended the University of California, Santa Barbara...drafted by the Anaheim Angels in the 10th round following his junior year of college, but did not sign...transferred to the University of Southern California for his senior year where he hit .297 as a first baseman and went 7-3 with a 4.29 ERA and three saves in 22 appearances on the mound.**CAREER:** Has pitched in the big leagues during each of the past three seasons.**1999:** Made his pro debut at Southern Oregon of the Northwest League...tossed two or more innings in eight of his 10 relief appearances...went 2-3 with a 5.87 ERA in 23 innings pitched in 10 relief appearances...went 0-3 with a 6.05 ERA and 19.0 IP over his final four appearances of the season, all starts...**2000:** pitched most of the season at Modesto...finished second in the A's farm system in wins, fifth in strikeouts and sixth in ERA (3.37)...finished second in the California League in innings pitched (175.0) and fewest walks per nine innings (2.02)...tied for fourth in wins and eighth in ERA...led Modesto in wins and innings and was second in strikeouts (138)...allowed a .249 opponents batting average but that average dropped to .213 with runners in scoring position, including .136 with RISP and two outs...began the season with a six-game win-streak, April 6-May 19, posting a 1.65 ERA over 10 games, seven starts...made one postseason start for Modesto receiving a no decision in 6.0 innings pitched allowing one run on four hits and struck out six...**2001:** spent the entire season at Midland...his 11 wins tied for second best in the A's farm system...led Midland in losses and innings pitched (155.1) and tied for the team lead in wins and games started...had no decisions, a 2.25 ERA, and four innings pitched in his two relief appearances...**2002:** returned to Midland for the second consecutive season, but exclusively as a reliefer for the first time in his career...appeared in 58 games and recorded the first four saves of his career...

ranked fifth in the Texas League and second on the team in appearances and was tied for second on the club in wins...recorded his first professional save April 25 vs. Arkansas allowing one run on two hits in 3.0 innings and concluded the year with a six-game win-streak beginning June 12...**2003:** spent the entire season at Sacramento...led team with 53 relief appearances...yielded just three home runs in 75.0 innings...went two or more innings in 14 outings, including a season-high 3.0 innings on two occasions: May 22 at Tacoma and June 14 at Edmonton...saved his first game of the season May 22 at Tacoma tossing the final 3.0 innings...his other three saves came in Aug. when he posted a 2.33 ERA, his lowest for any month of the season...did not allow a run in four post-season appearances (5.2 IP, three hits, four strike outs)...pitched for Ponce in the Puerto Rican Winter League and led the league with nine saves while posting a 1-1 record and a 1.54 ERA in 19 relief appearances...**2004:** finished the year posting a Major League 1-1 record with a 5.23 ERA in 27 relief appearances over three separate stints...began the season with Sacramento...tied for second in the PCL with 12 saves...recalled to Oakland June 17, posting a 5.04 ERA in 22 relief appearances during his first stint with the A's...made his Major League debut June 20 at Chicago (NL), retiring the side in the seventh inning and struck out Sammy Sosa for his first Major League strikeout...did not allow a run in five outings in June, pitching 5.1 innings with three strikeouts...suffered his first ML loss July 8 at Boston, after allowing the game-winning RBI double to Bill Mueller in the bottom of the 10th inning...picked up his first ML win two outings later in an A's 1-0, 14-inning win vs. Toronto on July 20, tossing a season-high 2.2 shutout innings...was optioned to Sacramento Aug. 23 and was recalled Sept. 7...optioned to Sacramento Sept. 15...allowed his only minor league home run in his final regular season outing September 3 at Portland...made one post-season appearance Sept. 17 in the third and final game of PCL Championship Series...recalled to Oakland Sept. 18 where he appeared in two more game...acquired by Milwaukee along with outfielder Nelson Cruz from Oakland in exchange for infielder Keith Ginter December 15, 2004...**2005:** began the season with Nashville...first 15 appearances were in the reliever role...made his first start on May 23...struck out a season-high seven batters in consecutive starts, June 28 and July 4...did not factor a decision in either game...was recalled by Milwaukee on July 20 and made his Brewers debut on July 21 at St. Louis...optioned to Nashville on Aug. 26 only to be recalled by the Brewers Aug. 27 after Ben Sheets was placed on the disabled list...picked up his first win as a Brewer on Sept. 30 vs. Pittsburgh at PNC Park while pitching two hitless innings of relief and striking out three...the win guaranteed a .500 mark for the Brewers, the first non-losing season for the team since 1992...owned a stingy 1.84 ERA (3 er/14.2 ip) and a .196 opponents batting average (10-51) in 10 games at home...allowed just one earned run in four July games...pitched at least one inning in 19 of 23 appearances and pitched two-or-more frames nine times...worked career-high three innings twice (Aug. 6 at Philadelphia & Sept. 3 vs. San Diego).

LEHR'S PLAYING RECORD

YEAR Club	W-L	ERA	G	GS	CG	SHO	SV	IP	H	R	ER	HR	BB	SO	WP	BK
1999 Southern Oregon	2-6	5.95	14	4	0	0	0	42.1	62	36	28	3	17	40	9	0
2000 Modesto	13-6	3.19	29	25	0	0	0	175.0	161	71	62	10	46	138	15	5
Sacramento	0-0	11.25	1	1	0	0	0	4.0	7	5	5	1	3	3	0	0
2001 Midland	11-12	5.45	29	27	0	0	0	155.1	206	107	94	20	43	103	4	2
2002 Midland	8-3	4.05	58	0	0	0	4	80.0	88	39	36	7	31	59	3	0
2003 Sacramento	3-2	3.72	53	0	0	0	4	75.0	74	34	31	3	27	64	5	0
2004 Sacramento	4-2	2.65	32	0	0	0	13	37.1	37	14	11	1	10	40	6	2
OAKLAND	1-1	5.23	27	0	0	0	0	32.2	35	19	19	3	14	16	2	0
2005 Nashville	7-7	3.99	27	11	0	0	1	88.0	102	49	39	8	32	68	3	0
MILWAUKEE	1-1	3.89	23	0	0	0	0	34.2	32	19	15	4	18	23	1	1
2006 MILWAUKEE	2-1	8.82	16	0	0	0	0	15.2	24	16	15	4	7	12	1	0
Nashville	4-7	3.94	19	17	0	0	0	112.0	120	53	49	15	31	90	6	0
AL TOTALS	1-1	5.23	27	0	0	0	0	32.2	35	19	19	3	14	16	2	0
NL TOTALS	1-1	3.89	23	0	0	0	0	34.2	32	19	15	4	18	23	1	1
ML TOTALS	2-2	4.54	50	0	0	0	0	67.1	67	38	34	7	32	39	3	1

Batting	AVG	AB	R	H	2B	3B	HR	RBI	SH	SF	BB	SO
Career	.000	3	0	0	0	0	0	0	0	0	0	2

Last Hit - None Last Home Run - None

BRANDON MORROW (85)**POSITION:** Right-Handed Pitcher**AGE:** 22, turns 23 July 26**BORN:** 7-26-84 in Santa Rosa, CA**BATS:** Right **THROWS:** Right**HEIGHT:** 6-3 **WEIGHT:** 190**ML SERVICE:** None**ACQUIRED:** Mariners' 1st round pick (5th overall) in the 2006 June draft; signed by Mariners scout Ron Tostenson.**2006:** began pro career with Peoria, appearing in seven games, four starts...limited opponents to a .227 average (10x44), including a .158 clip vs. lefties...tossed seven consecutive scoreless innings to start his career from July 5-Aug. 2...transferred to Inland Empire on Aug. 31, appearing in one game.**PERSONAL:** Brandon J. Morrow (MORE-owe)...resides in Phoenix, AZ...graduated from Rancho Cotate High School in June, 2002...earned first-team all-league, first-team All-Redwood Empire, first-team All-North Coast Section and second-team all-state honors...competed for the California All-Stars at the 2002 Sunbelt Classic in McAlester, Oklahoma...attended the University of California...one of 10 semifinalists for the Roger Clemens Award as the nation's top collegiate pitcher...named first-team All-Pac-10, going 7-4 with a 2.05 ERA (2nd in Pac-10)...had 97 strikeouts (4th in Pac-10) in 96.7 innings (9th in Pac-10)...was named National Pitcher of the Week after 6.3 innings, no hits, no runs, one walk and a career-high 12 strikeouts at UC Irvine Feb. 3...also named a Cape Cod League All-Star in the summer 2005 for the Yarmouth-Dennis Red Sox...named a third-team preseason All-American and the fifth-best professional prospect out of the Cape Cod League by *Baseball America*.**MORROW'S PLAYING RECORD**

YEAR CLUB	W-L	ERA	G	GS	CG	SHO	SV	IP	H	R	ER	HR	BB	SO	WP	BK
2006 Peoria	0-2	2.77	7	4	0	0	0	13.0	10	4	4	0	9	13	3	0
Inland Empire	0-0	0.00	1	1	0	0	0	3.0	0	0	0	0	0	4	0	0

LUIS OLIVEROS (68)**POSITION:** Catcher**AGE:** 23, turns 24 on June 18**BORN:** 8-18-83 in Guatire, VZ.**BATS:** Right **THROWS:** Right**HEIGHT:** 6-1 **WEIGHT:** 180**ML SERVICE:** 4 days**ACQUIRED:** Signed as a non-drafted free agent June 18, 2000; signed by Mariners scouts Bob Engle and Ken Compton.**2006:** Split season between Inland Empire and San Antonio, hitting a combined .259 (56x216) with 21 runs scored, eight doubles, three triples, two triples, four home runs and 34 RBI in 58 games... started the season with Inland Empire hitting safely in 15 of 21 games, while recording six multi-hit games...transferred to San Antonio on May 18 and recorded a season-high seven-game hit streak, hitting .448 (13x29)...recorded a season-high four hits on June 9 at Frisco...hit .281 (9x32) in 14 games with Tiburones de La Guaira in the Venezuelan Winter League.**PERSONAL:** Luis Gerardo Oliveros (all-lih-VAIR-ose)...resides in Guarena, VZ.**CAREER:** Has spent his entire career in the Mariners organization.**2000:** Spent season with Peoria, hitting .356 (31x87) in 28 games...had four hits, including three doubles, and four RBI Aug. 26 vs. Cubs...**2001:** split season between Peoria and Everett...batted .374 in 25 games with Peoria before being promoted to Everett July 28...took part in the Mariners Fall Instructional League...**2002:** spent season with Wisconsin...had .989 fielding percentage in 65 games behind the plate...also played third and first base...played winter ball with Caracas in Venezuela...**2003:** appeared in 93 games mostly as catcher for Inland Empire...hit safely in 13 of 15 games to start the season, hitting .386 (22x57) with seven runs, two home runs and nine RBI...hit .818 (9-11) with three doubles and two RBI in four games May 23-28...had 24 multi-hit games, including a season hit four-hit game on May 26...hit .307 (47x153) in 48 home games...participated in the Mariners 2003 Arizona Instructional League...played for Caracas in the Venezuelan Winter League...**2004:** appeared in 80 games with San Antonio this season...had a season-high six game hit streak, hitting .500 (11x22) with five consecutive two-hit games, from June 13-24...recorded 20 multi-hit games, including four three-hit games...placed on the suspended list on Aug. 21...participated in the 2004 Arizona Instructional League...**2005:**

OLIVEROS (continued)

started season with Inland Empire, appearing in four games before being transferred to San Antonio on May 30...hit .448 (13x29) during seven-game hit streak, June 5-17...had season-high four hits on June 9 at Frisco...transferred back to Inland Empire on July 13...recorded six-game hit streak, hitting .318 (7x22), July 15-22...transferred to San Antonio for the remainder of the season on Aug. 4.

OLIVEROS' PLAYING RECORD

YEAR	CLUB	AVG.	G	AB	R	H	2B	3B	HR	RBI	SH	SF	HB	BB	SO	SB-CS	E	OBP
2000	Peoria	.356	28	87	15	31	5	0	0	19	1	1	2	1	7	3-3	6	.374
2001	Peoria	.374	25	91	21	34	6	1	1	15	0	0	3	5	10	2-2	4	.424
	Everett	.240	26	100	7	24	3	0	4	17	0	0	2	1	15	0-0	4	.262
2002	Wisconsin	.229	82	280	16	64	11	0	0	20	3	2	7	8	32	1-4	6	.266
2003	Inland Empire	.286	93	322	43	92	19	0	5	41	2	4	7	18	24	2-3	5	.263
2004	San Antonio	.229	80	279	24	64	19	0	4	22	4	1	7	13	42	0-4	8	.280
2005	Inland Empire	.208	18	72	6	15	0	1	2	11	1	0	1	1	11	0-0	1	.230
	San Antonio	.285	40	144	15	41	8	1	2	23	2	0	2	2	20	0-0	5	.304
2006	Inland Empire	.248	42	153	12	38	8	0	1	17	5	0	2	4	19	1-2	4	.277
	San Antonio	.176	46	153	8	27	3	0	0	5	3	1	4	2	18	0-0	2	.206

REY ORDONEZ (10)

POSITION: Infielder

AGE: 36

BORN: 1-11-71 in Havana, Cuba

BATS: Right

THROWS: Right

HEIGHT: 5-9

WEIGHT: 159

ML SERVICE: 8 years, 57 days

ACQUIRED: Signed as a minor league free agent on November 8, 2006

2006: Did not play.

PERSONAL: Reynaldo (rey) Ordonez (ore-DOHN-yez)...he and wife Gloryann, have two children; daughter Sonia Stephanie and son Anthony Rey...graduated from Espa High School in Cuba...attended Fajardo College in Havana for two years...in 1989, as a member of the Cuban National Youth baseball team, he played in Russia, Korea and Canada...in 1990, he was voted the Amateur Rookie Baseball Player-of-the-Year in Cuba...in 1992, Rey won a gold medal while representing the Cuban National Youth team in Mexico...defected in 1993 from Cuba following the World University Games in Buffalo, NY...was acquired by the Mets in a lottery of Cuban defectors on Oct. 29, 1993...was originally signed by John Barr and Carlos Pascual (Mets)...went to the White House in 2001 and met President Bush as part of National Hispanic Month...also in attendance was Gloria Estafan.

CAREER: Won three consecutive Rawlings Gold Glove Awards from 1997-1999...only three other NL shortstops have won three or more Gold Gloves since the award was first handed out in 1957: Ozzie Smith (13), Dave Concepcion (5) and Barry Larkin (3)...only Bud Harrelson (1,281) played in more games at shortstop with the Mets...Rey played in 907...his .976 career fielding percentage with the Mets is their best all-time by a shortstop...his 64 sacrifice bunts are third-all time on the Mets' list among non-pitchers behind Bud Harrelson (77) and Felix Milan (68).

1994: Won Doubleday Award as the Most Valuable Player on his St. Lucie (A) team of the Florida State League...selected to the FSL All-Star team...promoted to Binghamton (AA) on the Eastern League on July 14...at the time of his promotion, he was third in the FSL in hitting...**1995:** played entire season **1996:** finished 5th in the voting for NL Rookie of the Year...led NL shortstops in total chance (705) and double plays (102)...was 10th toughest to strikeout in the NL (one every 10 plate apps)...**1997:** won the Rawlings National League Gold Glove Award at shortstop...became the sixth Met to receive this honor and the second shortstop (Bud Harrelson, 1977)...led NL shortstops with a .983 fielding percentage...made only nine errors in 535 total chances...sustained a fracture of the fifth metacarpal bone of the left hand while diving for a single hit by Ruben Amaro in the eighth inning vs. the Phillies on June 1...placed on disabled list on June 2 and activated on July 11 at Atlanta...for his final at-bats in the Sept. 3 game against Toronto until his second at-bat in the Sept. 19th game at Florida, was 0-for-37...the streak eclipsed the hitless streak record for Met's position players which was 34 at-bats set by Don Zimmer in 1962 and matched by Tommie Agee in 1968...Met's pitcher Randy Tate was 0x41 in 1975...**1998:** won his second consecutive Gold Glove Award...put together an 11-game

hitting streak, April 2-15 (13x45, .289)...had four hits on July 9 vs. Montreal to tie a career-high...also had four hits on May 29 at Philadelphia...hit lead-off for the first time in his Major League career, April 15 vs. Chicago...appeared in the lead-off spot for the second time, April 24 vs. Cincinnati...**1999**: set a Major League record for errorless games by a shortstop by not committing an error in his final 100 contests...made one four errors in 640 chances, for a fielding percentage of .994, a National League record for shortstops...fourth and final error of the year was June 13 vs. Boston...during the streak, he had 411 chances (130 putouts and 281 assists)...in 2000 Baltimore's Mike Bordick broke Rey's major league mark with streak of 110 errorless games and 543 errorless chances...his 60 RBI set a career-high...tied a Mets' club record with two sacrifice flies, July 10 vs. the Yankees...**2000**: captured his third straight Rawlings Gold Glove Award, becoming only the second Mets' player to win more than one Gold Glove...placed on the DL on May 30 with a non-displaced fracture on the ulna of the left arm...injured while tagging out F.P. Santangelo at second base in the first inning of the May 29 game with the Dodgers in Los Angeles...had surgery on June 26 by Dr. Andrew Weiland to stabilize the fracture of his left ulna bone...also had a plate with six screws inserted and a bone graft administered...on Sept. 28, the plate was removed from his left forearm in a 15-minute procedure performed by Dr. Weiland and Dr. David Altchek at the Hospital for Special Surgery in Manhattan...his arm was placed in a splint for six weeks...made 41 starts at shortstop (44 games)...made his errorless game streak at shortstop end the second game of the season vs. Chicago in Tokyo on March 30...walked a career-best three time at Philadelphia on April 13...**2001**: set a career-high with three home runs...hit a solo home run off Randy Wolf at Philadelphia on July 21, a solo shot against Terry Adams and Los Angeles and Aug. 17 and a two-run home run against A.J. Burnett at Florida on Sept. 7...prior to 2001 season, he had four career home runs over five seasons...his one-out single in the 10th inning gave the Mets a 1-0 victory over Atlanta at Shea on April 12...also on May 15 against the Padres at home, he singled with two out in the seventh inning to lift the Mets to a 1-0 triumph...over his final 63 games, he went 55x192 (.286) w/12 doubles, a triple, three home runs and 21 RBI...on Aug. 25 vs. the Giants, his one-out single drove in Jay Payton in the 11th inning for a 3-2 win over the Giants...went 61 games without committing an error from June 22-Sept. 2...in those games, he handled 219 total chances with 79 putouts and 140 assists...**2002**: made 134 starts at shortstop and was charged with 19 errors...made eight in the first two weeks of the season (13 games), while working with his 4th double play partner in seven seasons...made only 11 errors the rest of the season (131 games) including only six in his last 86 games...established career highs with 53 runs and 25 doubles and his .254 average was 20 points higher than his previous two seasons combined...in his last 49 games beginning July 31 he batted .301 (43x143) and committed only four errors...prior to that he was hitting .233 with 15 errors in 95 games...ranked 10th in the National League in hardest to strike out, striking out once every 10.8 plate appearances...knocked in six runs over two games (May 31-June 1), the highest RBI totals in two consecutive games in his career...tied his career-high with four RBI, July 31 vs. Houston...also had four RBI on May 31 at Florida...in that game, he went 3x5 and his solo home run in the 10th inning (Nunez) gave the Mets a 6-5 victory...had four hits on Aug. 3 vs. Arizona to tie his career-high, done seven other times...missed 9 of 11 games, April 24-May 6, with a strained left rib cage...was 15x52 (.288) on artificial turf...was second on the team with 9 sac bunts...**2003**: in his first season in the American League, started 32 on the first 34 games with Tampa Bay, before suffering a season-ending knee injury when he dove for a ball on May 8 vs. Minnesota...was placed on the DL May 9 and missed the remainder of 2003...underwent surgery, performed by Dr. John Uribe in Miami, to repair a torn ligament in his left knee...prior to the injury, was leading all AL shortstops with 11 doubles, and his .316 average and 22 RBI ranked second among AL shortstops behind Alex Rodriguez (.336, 28 RBI)...**2004**: started season with San Diego...on the restricted list from March 25-May 12...released from player contract on the 12 and signed that day by Chicago (NL)...appeared in 23 games for the Cubs after his contract was purchased from Iowa (AAA) on May 28...he batted .164 with three doubles, one home run and five RBI before being designated for assignment on July 19...hit his first home run of the season on July 3 at Wrigley field - a two-run shot off Felix Diaz on the Chicago White Sox...combined to hit .250 (8x32) with three doubles and four RBI in a combined nine games at Iowa and Daytona (A)...**2005**: did not play.

ORDONEZ' PLAYING RECORD

YEAR CLUB	AVG.	G	AB	R	H	2B	3B	HR	RBI	SH	SF	HB	BB	SO	SB-CS	E	OBP		
1993 St. Paul	.283	15	60	10	17	4	0	0	7	0	0	0	3	9	3-0	2	.317		
1994 St. Lucie	.309	79	314	47	97	21	2	2	40	6	2	0	14	28	11-6	15	.336		
Binghamton	.262	48	191	22	50	10	2	1	20	1	1	1	4	18	4-3	8	.279		
1995 Norfolk	.214	125	439	49	94	21	4	2	50	10	7	3	27	50	11-13	21	.261		
1996 NEW YORK (NL)	.257	151	502	51	129	12	4	1	30	4	1	1	22	53	1-3	27	.289		
1997 NEW YORK (NL)	.218	120	356	35	77	5	3	1	33	14	2	1	18	36	11-5	9	.255		
1998 NEW YORK (NL)	.246	153	505	46	124	20	2	1	42	15	4	1	23	60	3-6	17	.278		
1999 NEW YORK (NL)	.258	154	520	49	134	24	2	1	60	11	7	1	49	59	8-4	4	.319		
2000 NEW YORK (NL)	.188	45	133	10	25	5	0	0	9	4	1	0	17	16	0-0	6	.278		
2001 NEW YORK (NL)	.247	149	461	31	114	24	4	3	44	7	2	1	34	43	3-2	12	.299		
2002 NEW YORK (NL)	.254	144	480	53	117	25	2	1	42	9	4	2	24	46	2-2	19	.292		
2003 TAMPA BAY	.316	34	117	14	37	11	0	3	22	2	2	1	2	12	0-2	5	.328		
2004 Dayton	.125	3	8	0	1	1	0	0	1	0	1	0	0	1	0-0	0	.111		
Iowa	.292	6	24	3	7	2	0	0	3	1	0	0	1	1	0-0	0	.320		
CHICAGO (NL)	.164	23	61	2	10	3	0	1	5	4	0	0	2	14	0-0	3	.190		
2005																		DID NOT PLAY	
2006																			DID NOT PLAY
ML TOTALS	.264	973	3115	291	767	129	17	12	287	70	23	8	191	339	28-24	102	289		

DIVISION SERIES

YEAR CLUB	AVG	G	AB	R	H	2B	3B	HR	RBI	SH	SF	HB	BB	SO	SB-CS	E	OBP
1999 NYM vs. ARI	.286	4	14	1	4	1	0	0	2	0	0	0	0	5	1-0	0	.286

CHAMPIONSHIP SERIES

YEAR CLUB	AVG	G	AB	R	H	2B	3B	HR	RBI	SH	SF	HB	BB	SO	SB-CS	E	OBP
1999 NYM vs. ARI	.042	6	24	0	1	0	0	0	0	0	0	0	0	2	0-0	0	.042

JIM PARQUE (22)

POSITION: Left-handed Pitcher**AGE:** 31**BORN:** 2-8-76 in Norwalk, CA**BATS:** Left**THROWS:** Left**HEIGHT:** 5-11**WEIGHT:** 170**ML SERVICE:** 4 years, 71 days**ACQUIRED:** Signed as a minor league free agent on February 1, 2007.**2006:** Has not pitched in the Major Leagues since 2003 (last appearance 5/21/03 at Texas) and professionally since 2004 with Tucson (AAA) in the Arizona organization.**PERSONAL:** James Vo (Jim) Parque...he and his wife, Janine, have a daughter, Bella, and make their home in Puyallup, WA...a 1994 graduate of Crescenta Valley H.S. in La Crescenta, CA...as a senior compiled a 12-3 record and voted league player of the year...played college baseball at UCLA where he earned All-America honors at a junior in 1997...went 13-2 with a 3.08 ERA and 81 strikeouts in 13 starts between Winson-Salem (A) and Nashville (AAA)...limited opponents to a .154 average (38x246)...allowed only 4.7 hits per 9-innings while averaging 10.2 strikeouts per 9-innings...tabbed by *Baseball America* as the White Sox No. 5 prospect...**1998:** Split the season between Calgary (AAA) and in the big leagues with Chicago...opened the year in the minors, going 2-3 with a 3.94 ERA (21 ER/48.0 IP) in eight starts...had contract purchased on May 25 and made his Major League debut the following night vs. New York (AL)...posted a no-decision, allowing a pair of runs on five hits over 4.0 innings...became the first player selected in the 1997 draft to reach the Major Leagues...went 7-5, 5.10 (64 ER/113.0 IP) after joining the rotation at the end of May...seven wins matched John Snyder (CWS) and Dan Serafini (MIN) for fifth among American League rookies...also tied for third among AL rookies in games started (21), tied for sixth in strikeouts (77) and seventh in innings (113.0)...**CAREER:** Spent his first six professional seasons in the Chicago (AL) organization...made his Major League debut in 1998 with the White Sox after only 21 minor league starts...also played with Tampa Bay in 2003...owns an all-time 31-34 record with a 5.42 ERA.**1997:** Made his professional debut after being selected by Chicago (AL) as a sandwich pick between the first and second rounds (46th overall) of the 1997 June draft...combined to go 8-2 with a 2.99 ERA and 81 strikeouts in 13 starts between Winson-Salem (A) and Nashville (AAA)...limited opponents to a .154 average (38x246)...allowed only 4.7 hits per 9-innings while averaging 10.2 strikeouts per 9-innings...tabbed by *Baseball America* as the White Sox No. 5 prospect...**1998:** Split the season between Calgary (AAA) and in the big leagues with Chicago...opened the year in the minors, going 2-3 with a 3.94 ERA (21 ER/48.0 IP) in eight starts...had contract purchased on May 25 and made his Major League debut the following night vs. New York (AL)...posted a no-decision, allowing a pair of runs on five hits over 4.0 innings...became the first player selected in the 1997 draft to reach the Major Leagues...went 7-5, 5.10 (64 ER/113.0 IP) after joining the rotation at the end of May...seven wins matched John Snyder (CWS) and Dan Serafini (MIN) for fifth among American League rookies...also tied for third among AL rookies in games started (21), tied for sixth in strikeouts (77) and seventh in innings (113.0)...

MATT PERISHO (35)

POSITION: Left-Handed Pitcher

AGE: 31, turns 32 on June 8

BATS: Left

THROWS: Left

BORN: 6-8-75 in Burlington, VA

HEIGHT: 6-0

WEIGHT: 200

ML SERVICE: 4 years, 1 day

ACQUIRED: Signed as a minor league free agent on January 5, 2007.

2006: Signed as a minor league free agent with St. Louis on May 11...spent season with Memphis, appearing in 47 games in relief...tossed a season-high 6.2 scoreless innings, May 5-21...picked up the win in relief, tossing 2.0 innings allowing only one hit on May 20 vs. Portland...did not allow a run in nine consecutive appearances (6.0 IP), May 27-June 23...recorded losses in back-to-back appearances June 16 at Nashville and June 17 at Round Rock...had a 1.13 ERA (1 ER/8.0 IP) in 10 relief appearances in June...struck out a season-high four batters in 2.0 innings on July 29 vs. Colorado Springs.

PERSONAL: Matthew Alan Perisho (PEAR-ish-OH)...resides in Chandler, AZ...he and wife, Jennifer, have two children, Ashlee Marie (10/25/95) and Ryan Mathew (7/31/98)...played baseball and basketball at McClintock High in Tempe, AZ...hobbies include basketball and golf.

CAREER: Selected by the California Angels in the third round of the June, 1993 Free Agent Draft; signed by Angels scout Kris Klein.

1993: Tied for second on the Arizona League Angels with seven wins and one shutout...**1994:** tied for second in the Midwest League with 88 walks and tied for fourth with 27 starts at Class A Cedar Rapids...topped the staff in wins (12) and was second in innings pitched (147.2) and strikeouts (107)...won his only start in the Midwest League Championship Series vs. Rockford...**1995:** pitched exclusively for Lake Elsinore...was second on the Elsinore staff with 22 starts and fifth with 115.1 innings pitched...**1996:** went a combined 10-7 between Lake Elsinore (A) and Midland (AA)...appeared 21 games (18 starts) with Lake Elsinore...finished ninth in the California League with a 4.20 ERA...went 3-2 with a 3.21 ERA in eight starts for Midland...**1997:** saw three trips to Anaheim during the season...made his Major League debut on May 27th at Detroit...took the loss, allowing five runs in 5.0 innings...was 0-2 with a 10.22 ERA in his first three starts and followed with a 3.49 ERA in his next six games (4 GS) before being optioned to Vancouver on July 7th...struck out eight batters in 6.1 innings in his start June 19th vs. Oakland...was recalled by Anaheim on July 26th and started on July 28th at Cleveland...went 3.1 innings allowing five runs in a no-decision...recalled again by the Angels on Sept. 7th...combined to collect a 9-6 record in 19 games started with Midland (AA) and Vancouver (AAA) in the Angels' system...voted the sixth-best prospect in the Texas League by Baseball America as he went 5-2 with a 2.96 ERA in 10 starts, allowing a .221 BA...pitched nine games for Phoenix in the 1997 Arizona Fall League (0-1, 3.46 ERA) and posted the league's fifth-best ERA...named AFL Pitcher of the Week for Oct. 13-19...**1998:** spent majority of the season with Oklahoma...fanned a season-high 10 batters June 4 at Nashville...recalled from Oklahoma on June 16th and started that night vs. Oakland...allowed seven runs (6 ER) in 2.1 innings June 16 vs. Oakland and gave up 10 runs (9 ER) on June 21 at Anaheim...optioned back to Oklahoma on June 22...on June 26 experienced pain his right shoulder and then was placed on the DL...activated July 23 and lasted 2.1 innings vs. Tucson before leaving the game with pain...underwent arthroscopic surgery on Aug. 5th to repair partial labrum and rotator cuff tears in his left shoulder and missed the remainder of the season...**1999:** led the Pacific Coast League with 15 wins in 27 games started with Oklahoma...led all Triple-A pitchers and tied for second among all minor league pitchers in wins...tied for fifth among hurlers with 150 strikeouts...named to the PCL postseason all-star squad as he paced Oklahoma in wins, starts and strikeouts...broke the Rangers all-time AAA single season victory mark, held by Larry McCall (14 in 1979)...fanned a season-high 11 batters May 22 at Salt Lake City...made four appearances for the Rangers after his Sept. recall...allowed opponents to hit .211 against him...made his first appearance of the season Sept. 4 at Chicago, giving up three runs in 2.0 innings...pitched 8.1 innings in his next three outings...took the start in Texas' regular season finale, Oct. 3 at Anaheim, allowing two hits in 6.0 scoreless innings while fanning a career-high 12 batters...selected to Baseball America's AAA All-Star team...**2000:** began the season with Texas in long relief and did not allow a run over 4.0 innings in his first four games, April 5th-April 25th...collected his first Major League victory on June 4th vs. Arizona (2 SO and 2 BB in 0.2 innings)...entered the Rangers starting rotation June 17th

at Tampa Bay and allowed two hits over 6.0 shutout innings to combine on the 5-0 shutout of the Rays...tossed a season-high 7.0 innings on June 22nd vs. Minnesota...suffered a seven-game losing streak over 12 games (11 starts), June 27-Aug. 24...had a 9.00 ERA over that span, allowing 55 ER in 55.0 innings, including a 9.59 ERA in the starts...struck out a season-high eight batters on Aug. 14 vs. the Yankees...**2002:** spent the majority season with Toledo of the International League...went 4-3 with a 2.17 ERA in 49 relief appearances and was 0-1 with a 4.50 ERA in his two starts (8.0 IP)...allowed seven runs (5 ER) over his first 21 games (29.1 IP), a 1.53 ERA...began season with the Mud Hens, but did not pitch for Toledo until April 27 at Scranton, when he returned from the Majors...joined the Tigers on April 5th, the fourth day of the season, replacing the injured Matt Miller...appeared in five games with Detroit, collecting an 8.71 ERA over 10.1 IP...worked 4.2 innings, his longest outing of the season, on April 5th vs. Cleveland...allowed runs in four of five games pitched...tossed his lone scoreless effort on April 18 vs. Tampa Bay, when he allowed two hits in 2.0 innings...returned to Toledo on April 22...**2003:** split the season between AAA affiliates of Tampa Bay (Durham), Arizona (Tucson) and Colorado (Colorado Springs)...went a combined 8-5 with a 5.59 ERA in 46 games, four starts...began the year with Durham...had a 3.24 ERA in his first 21 games before allowing 19 ER over 13.2 IP, a 12.51 ERA...released on July 1...joined Tucson on July 17th after signing with the Diamondbacks' organization on July 14th...pitched in four contests with Tucson before being released by Arizona on July 27th...pitched eight games with Colorado Springs after signing with the Rockies on July 29...went 7-2 with a 3.21 ERA in 26 games and 1-0 with a 1.98 ERA in 13.2 postseason innings with Occidente in the winter league...**2004:** appeared in a career-high 66 games, topping his previous mark of 34 outings with Texas in 2000...had five wins, marking a career best...led the Marlins in appearances...was second on the Marlins with 10 holds, behind team leader Guillermo Mota (13)...issued 26 walks, second-most among Marlins relievers...was third on the team 47.0 innings pitched as a reliever...went 2-1 with a 1.23 ERA in his first 10 games as a Marlin, holding opposing hitters to a .200 batting average and no home runs...did not allow a home run until June 1st (Ken Griffey, Jr.), a span of 25 appearances...collected wins in each of his first two outings as a Marlin (April 6th vs. Montreal and April 9th vs. Philadelphia), covering 0.2 combined innings pitched and throwing six pitches...picked up his third win on May 13th at Houston, throwing one pitch, totaling seven pitches in his first three wins...allowed 20.6 percent (14-68) of inherited runners to score, the fourth-best mark in the NL behind Houston's Brad Lidge, Colorado's Javier Lopez and San Francisco's Scott Eyre...inherited the third-most runners in the NL with 68 behind Jim Brower (73) and Randy Choate (76)...had an ERA of 1.62 over his first 25 games (3 ER/16.2 IP)...in final 41 games, allowed 20 ER in 30.1 innings, a 5.93 ERA...allowed eight runs in nine June games (10.29 ERA) after giving up three runs in his first 25 outings through April and May (1.62 ERA)...saw his ERA increase during June from 1.62 to 4.18...in final 10 games, posted a 1-1 record with a 6.52 ERA, allowing two home runs and a .325 BAA...held lefthanded hitters to a .207 (18-87) average and .317 on-base percentage, while righthanders hit .284 (27-95) with a .373 on-base percentage...did not allow a hit to a lefthanded batter until May 24th, holding lefties to 0-16 to open the season...**2005:** began the season on Florida's roster...was 1-0 with a 1.69 ERA (one earned run/5.1 innings) in nine games in April...made 12 appearances during the month of May, compiling a 1-0 record with a 1.29 ERA (one earned run/7.0 innings)...was designated for assignment on June 7th and outrighted to Albuquerque (AAA) on June 15th...had a 7.1-inning scoreless streak between June 21st and July 4th, a span of eight appearances...released from minor league contract on July 31 and signed by Boston on Aug. 6...made 13 appearances with Pawtucket (AAA) of the International League in the month of August...Was 2-0 with a 2.08 ERA during that stretch...held opponents to a .140 batting average with Pawtucket...recalled by Boston on September 1st...Made one appearance for the Red Sox, on Sept. 2nd vs. Baltimore...pitched to one batter, allowing a hit and a run.

PERISHO'S PLAYING RECORD

YEAR	CLUB	W-L	ERA	G	GS	CG	SHO	SV	IP	H	R	ER	HR	BB	SO	WP	BK
1993	AZ Angels	7-3	3.66	11	11	1	1	0	64.0	58	32	26	1	23	65	2	2
1994	Cedar Rapids	12-9	4.33	27	27	0	0	0	147.2	165	90	71	11	88	107	8	3
1995	Lake Elsinore	8-9	6.32	24	22	0	0	0	115.1	137	91	81	10	60	68	7	0
1996	Lake Elsinore	7-5	4.20	21	18	1	1	0	128.2	131	72	60	9	58	97	5	4
	Midland	3-2	3.21	8	8	0	0	0	53.1	48	22	19	4	20	50	1	0
1997	ANAHEIM	0-2	6.00	11	8	0	0	0	45.0	59	34	30	6	28	35	5	2
	Midland	5-2	2.96	10	10	3	1	0	73.0	60	26	24	5	26	62	1	2
	Vancouver	4-4	5.33	9	9	1	0	0	52.1	68	42	31	3	29	47	5	3
1998	Tulsa	0-0	6.00	1	1	0	0	0	3.0	3	2	2	0	3	1	0	0
	Oklahoma	8-5	3.89	15	15	1	0	0	90.1	91	41	39	6	42	60	6	1
	TEXAS	0-2	27.00	2	2	0	0	0	5.0	15	17	15	2	8	2	0	0
1999	Oklahoma	15-7	4.61	27	27	2	0	0	156.1	160	86	80	14	78	150	6	0
	TEXAS	0-0	2.61	4	1	0	0	0	10.1	8	3	3	0	2	17	1	0
2000	TEXAS	2-7	7.37	34	13	0	0	0	105.0	136	99	86	20	67	74	4	0
2001	DETROIT	2-3	5.72	30	4	0	0	0	39.1	54	29	25	5	14	19	0	0
	Toledo	2-3	1.71	25	2	0	0	9	42.0	42	10	8	3	11	28	0	0
2002	DETROIT	0-0	8.71	5	0	0	0	0	10.1	16	11	10	2	6	3	0	0
	Toledo	4-4	2.45	51	2	0	0	1	66.0	62	20	18	4	19	44	3	0
2003	Durham	7-4	6.52	34	0	0	0	1	38.2	43	29	28	5	12	41	2	0
	Tucson	0-0	9.82	4	0	0	0	0	3.2	4	4	4	1	2	2	0	0
	Colorado Springs	1-1	3.42	8	4	0	0	0	23.2	25	16	9	1	14	15	2	1
2004	FLORIDA	5-3	4.40	86	0	0	0	0	47.0	45	23	23	6	26	42	1	0
2005	FLORIDA	2-0	1.93	24	0	0	0	0	14.0	12	4	3	1	11	10	0	0
	Albuquerque	0-2	11.93	17	1	0	0	1	14.1	25	20	19	4	7	10	0	0
	Pawtucket	2-0	2.08	13	0	0	0	0	13.0	6	3	3	0	6	7	0	0
	BOSTON	0-0	-	1	0	0	0	0	0.0	1	1	1	0	0	0	0	0
2006	Memphis	2-4	5.28	47	0	0	0	1	46.0	53	31	27	4	22	48	2	0
AL Totals		4-14	7.12	87	28	0	0	0	215.0	289	194	170	35	125	150	10	2
NL Totals		7-3	3.84	90	0	0	0	0	61.0	57	27	26	7	37	52	1	0
ML Totals		11-17	6.39	177	28	0	0	0	276.0	346	221	196	42	162	202	11	2

Batting	AVG	AB	R	H	2B	3B	HR	RBI	SH	SF	BB	SO
Career	.000	5	0	0	0	0	0	0	0	0	0	0

Last Hit - None Last Home Run - None

ARTHUR RHODES (53)

POSITION: Left-Handed Pitcher

AGE: 37 BORN: 10-24-69 in Waco, TX

BATS: Left THROWS: Left HEIGHT: 6-2 WEIGHT: 212

ML SERVICE: None

ACQUIRED: Signed as a free agent on January 25, 2007.

2006: His first season in the NL...compiled a 3.47 ERA (9 ER, 23.1 IP) through his first 26 appearances...posted a 3.15 ERA (7 ER, 20.0 IP) vs. NL East teams...had nine straight scoreless appearances, 7/26-8/20 (8.1 IP)...earned the save in back-to-back appearances, 8/20-21...did not allow a HR until his 47th games of the season, 8/21 at CHI (Jacque Jones), snapping his 49.0-innings homerless streak, dating to 2005...made his final appearance of the season, 9/9 at FLA, leaving the game with a strained left elbow...the Phillies went 37-18 (.673) in his 55 appearances, including 14-2 over a 16-game stretch, 4/23-6/5...averaged 9.5 SO/9.0 IP (48 SO, 45.2 IP).

PERSONAL: Arthur Lee Rhodes...Married Leah Ariciles (12/3/99); two daughters, Jade Rose (12/3/93) and Faith (1/29/00) and one son, Jordan (4/12/03)...graduated from LaVega High School (TX), where he played baseball and football...as a sophomore, he and older brother, Ricky, a senior right-hander, formed two-thirds of the team's pitching staff...Ricky was the Yankees' 35th round draft pick in 1988...previously worked with the Cystic Fibrosis 65 Roses program...Hobbies: Fishing, bowling and working on cars.

CAREER: 19-year pro...second stint with Seattle, was previously with the Mariners from 2000-2003.

1988: Made his pro debut with Bluefield (R)...Pitched 2.0 innings for BAL in an exhibition game, 7/25 at Rochester... **1989:** Began the season with Erie (A)...was leading the New York-Penn League in strikeouts and was second in ERA when he was promoted to Frederick... **1990:** Began his season with Frederick (A) where he had the Carolina League's best strikeout-to-walk ratio (103 to 21)...struck out 16 batters in one game twice: 5/8 vs Kinston (9.0 IP) and 5/30 vs. Salem (7.0 IP; faced 28 batters), but didn't win either game... promoted to Hagerston in late June... **1991:** Began the season at Hagerston (AA) and

was named the Eastern League's Pitcher of the Year after finishing 3rd in the EL in ERA (2.70) and strikeouts (115)...averaged 9.7 SO/9.0 IP and held opposing hitters to a .194 average ...had his contract purchased on 8/21 and made his ML debut that night at TEX (ND, 4.0 IP, 3 ER)...was the youngest player on BAL's roster at 21...**1992:** Finished 2nd among AL rookies in strikeouts/9.0 IP (7.3) and 2nd in strikeouts (77), despite not being recalled until 7/8...took a no-hitter into the 6th inning in his 2nd start of the season, 7/19 at TEX...pitched a shutout, 7/29 at NYY; BAL's first shutout at Yankee Stadium since Scott McGregor beat Tommy John, 1-0, on 9/25/81 ...**1993:** Began the season in BAL's rotation, but went on the DL on 5/16 after 6 starts (1-2, 9.36 ERA)...underwent arthroscopic surgery on his left knee on 5/18 to remove a loose fragment...rehabbed at Rochester in July and was activated in Aug...pitched 7.2 no-hit innings, 9/7 vs. SEA, until Mike Blowers' 2-run HR; lost.63-2...**1994:** Shuttled between BAL and Rochester all season...started the season with BAL ...went 1-4, 7.62 ERA in his first 5 starts before being placed on the 15-day DL (left knee tendinitis) ...activated on 5/20 and optioned to Rochester following his start on 5/21...recalled on 6/27 and made 2 starts before being optioned back on 7/4...recalled on 7/31 and started the next day, 8/1 at MIN, in Cal Ripken's 2,000th consecutive game...ended the season with back-to-back shutouts, 8/1 at MIN and 8/6 at MIL...for his efforts, he was honored as AL Pitcher of the Week, 8/1-7...**1995:** Began his season with BAL...optioned to Rochester (AAA), 5/26...made 4 starts with Rochester before being recalled on 6/20...posted a 7.16 ERA in 9 starts before moving to the bullpen...made his first ML relief appearance, 7/13 vs. KC after 59 consecutive starts...left the game, 8/24 at CAL, with a shoulder strain and was placed on the 15-day DL the next day...underwent surgery on his left shoulder on 9/8 to repair a tear of the labrum (Dr. James Andrews)...**1996:** Earned his 1st professional save, 4/11 vs. CLE...won his first 9 decisions for the 2nd-best start in BAL history...went 8-1, 3.50 ERA in relief; 1-0, 6.75 ERA in 2 starts...placed on the DL, 7/14 (left shoulder inflammation)...activated on 8/2 and appeared in 2 games before returning to the DL on 8/6 with a recurrence of the injury...activated on 9/27...appeared in 5 playoff games...**1997:** His 10 wins were tied for the most among AL relievers and his .218 opponents average was 8th-lowest...compiled a 20.1-inning scoreless streak (9 G), 5/25-7/2...**1998:** BAL went 10-3 (.769) in his first 13 appearances...pitched at least 3.0 innings in 7 games, including back-to-back appearances, 6/19 & 6/21 vs TOR; had a 1.61 ERA (4 ER, 22.1 IP) in those games...singled for his first ML hit, 6/8 at PHI (Jerry Spradlin)...was on the DL, 7/5-8/17, with a strained left elbow...averaged 9.7 SO/9.0 IP...allowed only 3 HR in his final 51.2 innings...**1999:** Made just 43 appearances before his season ended with a contusion of his left index finger after being struck by CWS' Chris Singleton on 8/22...held opponents to a .221 average...**2000:** Led SEA and T-8th in the AL with a career-high 72 appearances...held opponents to a .205 average, 3rd-lowest among AL relievers...allowed just 10.6 baserunners/9.0 IP, the 4th-best ratio among AL relievers...was ejected during an on-field incident, 5/21 vs. TB...was the winning pitcher in SEA's wild card-clinching win on 10/1 at ANA...**2001:** Led all AL relievers with a 1.72 ERA and ranked 2nd in strikeouts (83)...stranded 83% of his inherited runners...set a SEA record for wins to start a season by a reliever (8-0) and tied the overall club mark...held opponents to a .189 average...posted a 0.87 ERA (1 ER, 10.1 IP) in 12 April games...did not allow an ER in 10 July games (9.1 IP)...compiled a 17.1-inning scoreless streak (18 G), 6/21-8/5; struck out 28 batters over that span (14.5 SO/9.0 IP)...had a 12.0-inning scoreless streak (12 G), 8/12-9/9 ...was ejected before facing a batter, 8/25 vs. CLE, after Indians SS Omar Vizquel requested the umpires make him remove his earrings...appeared in 5 playoff games...**2002:** Among AL relievers, ranked 2nd in wins (10), 4th in strikeouts (81), 9th in SO/9.0 IP (10.46) and held opponents to a .187 average, 2nd-lowest...earned the win in his first appearance of the season, 4/2 vs. CWS, capping his career-best 10-game win streak, dating back to 10/1/00...tied a SEA record with 8 consecutive strikeouts, 5/4-8...compiled an 18.0-inning scoreless streak (14 G), 7/23-8/29...had his 75-batter walkless streak snapped (17 G), 7/27 vs. ANA...finished the season...with a 9.1-inning scoreless streak (8 G)...**2003:** Posted a 1.77 ERA (7 ER, 35.2 IP) and held opponents to a .157 average through his first 37 appearances, pitching shutout baseball in 32 of the games...SEA went 29-8 (.784) in those 37 games...had a brief stint as SEA's closer when Kaz Sasaki went on the DL...had a 14.2-inning scoreless streak (16 G), 5/22-6/27; SEA went 13-3 in those games...**2004:** Began the season as OAK's closer...had 5 blown saves in his first 14 opportunities and lost the job when OAK acquired Octavio Dotel on

RHODES (continued)

6/24...had a career-high 9 saves...Placed on the DL on 7/2 (retroactive to 6/28) with a strained back...Activated on 8/18...Was ejected by HP umpire Bruce Dreckman in the bottom of the 8th inning, 6/16 at STL...His 37 appearances were his fewest since 1996 (28 G)...**2005:** Appeared in just 47 games after having his season cut short due to a family illness late in the year...37 of his 47 appearances (79%) were scoreless...did not allow an ER in his first 6 appearances (7.0 IP) ...compiled an 11.0-inning scoreless streak (12 G), 4/23-5/24...made his 500th career appearance, 4/28 vs. DET...snapped his 417-game errorless streak, 8/2 vs. NYY; first error since 6/21/98...posted a 0.96 ERA (1 ER, 9.2 IP) in his final 11 appearances...spent time on the Bereavement List, 8/5-12, and the 15-day DL, 8/12-9/1 (right knee inflammation)...activated on 9/2...made 3 appearances in September before leaving the team for the remainder of the season for personal reasons...at the time his season ended, his relief ERA was 8th-best in the AL...CLE went 29-18 (.617) in his 47 appearances ...held opponents to a .206 average.

RHODES' PLAYING RECORD

YEAR CLUB	W-L	ERA	G	GS	CG	SHO	SV	IP	H	R	ER	HR	BB	SO	WP	BK
1988 Bluefield	3-4	3.31	11	7	0	0	0	35.1	29	17	13	1	15	44	9	2
1989 Frederick	2-2	5.18	7	6	0	0	0	24.1	19	16	14	2	19	28	4	1
Erie	2-0	1.16	5	5	1	0	0	31.0	13	7	4	1	10	45	2	1
1990 Frederick	4-6	2.12	13	13	4	0	0	80.2	62	25	19	6	21	103	3	1
Hagerstown	3-4	3.73	12	12	0	0	0	72.1	62	32	30	3	39	60	5	0
1991 Hagerstown	7-4	2.7	19	19	2	2	0	106.2	73	37	32	2	47	115	10	0
BALTIMORE	0-3	8.00	8	8	0	0	0	36.0	47	35	32	4	23	23	2	0
1992 Rochester	6-6	3.72	17	17	1	0	0	101.2	84	48	42	7	46	115	4	0
BALTIMORE	7-5	3.63	15	15	2	1	0	94.1	87	39	38	6	38	77	2	1
1993 BALTIMORE	5-6	6.51	17	17	0	0	0	85.2	91	62	62	16	49	49	2	0
Rochester	1-1	4.05	6	6	0	0	0	26.2	26	12	12	5	15	33	5	1
1994 BALTIMORE	3-5	5.81	10	10	3	2	0	52.2	51	34	34	8	30	47	3	0
Frederick	0-0	0.00	1	1	0	0	0	5.0	3	0	0	0	0	7	0	0
Rochester	7-5	2.79	15	15	3	0	0	90.1	70	41	28	7	34	86	6	0
1995 BALTIMORE	2-5	6.21	19	9	0	0	0	75.1	68	53	52	13	48	77	3	1
Rochester	2-1	2.70	4	4	1	0	0	30.0	27	12	9	2	8	33	1	0
1996 BALTIMORE	9-1	4.08	28	2	0	0	1	53.0	48	28	24	6	23	62	0	0
1997 BALTIMORE	10-3	3.02	53	0	0	0	1	95.1	75	32	32	9	26	102	2	0
1998 BALTIMORE	4-4	3.51	45	0	0	0	4	77.0	65	30	30	8	34	83	1	1
Rochester	0-0	4.50	1	1	0	0	0	2.0	3	1	1	0	1	1	0	0
1999 BALTIMORE	3-4	5.43	43	0	0	0	3	53.0	43	37	32	9	45	59	4	0
2000 SEATTLE	5-8	4.28	72	0	0	0	0	69.1	51	34	33	6	29	77	4	0
2001 SEATTLE	8-0	1.72	71	0	0	0	3	68.0	46	14	13	5	12	83	3	0
2002 SEATTLE	10-4	2.33	66	0	0	0	2	69.2	45	18	18	4	13	81	2	0
2003 SEATTLE	3-3	4.17	67	0	0	0	3	54.0	53	25	25	4	18	48	2	0
2004 OAKLAND	3-3	5.12	37	0	0	0	9	38.2	46	23	22	9	21	34	2	0
Sacramento	0-0	0.00	2	2	0	0	0	2.0	0	0	0	0	1	3	0	0
2005 Akron	0-0	0.00	1	1	0	0	0	1.0	0	0	0	0	0	0	0	0
CLEVELAND	3-1	2.08	47	0	0	0	0	43.1	33	13	10	2	12	43	0	0
2006 PHILADELPHIA	0-5	5.32	55	0	0	0	4	45.2	47	27	27	2	30	48	7	0
SEATTLE TOTALS	26-15	3.07	276	0	0	0	8	195	195	91	89	19	72	289	11	0
AL TOTALS	75-55	4.26	598	61	5	3	26	965.1	849	477	457	109	421	945	32	3
NL TOTALS	0-5	5.32	55	0	0	0	4	45.2	47	27	27	2	30	48	7	0
ML TOTALS	75-60	4.31	653	61	5	3	30	1011.0	896	504	484	111	451	993	39	3

DIVISION SERIES

YEAR CLUB, OPP	W-L	ERA	G	GS	CG	SHO	SV	IP	H	R	ER	HR	BB	SO	WP	BK
1996 BAL, CLE	0-0	9.00	2	0	0	0	0	1.0	1	1	1	0	1	1	0	0
1997 BAL, SEA	0-0	0.00	1	0	0	0	0	2.1	0	0	0	0	0	4	0	0
2000 SEA, CWS	0-0	0.00	3	0	0	0	0	2.2	0	0	0	0	2	2	0	0
2001 SEA, CLE	0-0	0.00	3	0	0	0	0	2.2	1	0	0	0	0	1	1	0
TOTAL	0-0	1.04	9	0	0	0	0	8.2	2	1	1	0	3	8	1	0

CHAMPIONSHIP SERIES

YEAR CLUB, OPP	W-L	ERA	G	GS	CG	SHO	SV	IP	H	R	ER	HR	BB	SO	WP	BK
1996 BAL, NYY	0-0	0.00	3	0	0	0	0	2.0	2	0	0	0	0	2	2	0
1997 BAL, CLE	0-0	0.00	2	0	0	0	0	2.1	2	0	0	0	3	2	2	0
2000 SEA, NYY	0-1	31.50	4	0	0	0	0	2.0	8	7	7	1	4	5	5	0
2001 SEA, NYY	0-0	4.50	2	0	0	0	0	2.0	2	1	1	1	0	2	2	0
TOTAL	0-1	8.64	11	0	0	0	0	8.1	14	8	8	2	7	11	11	0

Batting	AVG	AB	R	H	2B	3B	HR	RBI	SH	SF	BB	SO
Career	.250	4	0	0	0	0	0	0	0	0	0	3

Last Hit - 6/6/98 @ Philadelphia Last Home Run - None

JUAN SANDOVAL (83)

POSITION: Right-handed Pitcher

AGE: 26 **BORN:** 1-13-81 in Santo Domingo, DR

BATS: Right **THROWS:** Right **HEIGHT:** 6-1 **WEIGHT:** 170

ML SERVICE: None

ACQUIRED: Signed as a non-drafted free agent August 3, 2000; signed by Mariners scouts Patrick Guerrero and Bob Engle.

2006: Missed entire season after being placed on the disabled list with a left eye laceration.

PERSONAL: Juan Sandoval (SAND-oh-val)...resides in Santo Domingo, DR.

CAREER: Has spent entire career in the Mariners organization.

2001: Went 7-2 in 15 starts with Seattle's Dominican Summer League team...**2002:** named Peoria's Most Valuable Pitcher in by Mariners organization, going 5-5 with a 3.46 ERA in 11 games, 9 starts...tossed at least 6.0 innings in 7 of 9 starts...allowed 2 or fewer earned runs in 8 of 11 games pitched...**2003:** made 27 starts for Wisconsin...finished second on the team in wins (11)...threw eight scoreless innings allowing only six hits on July 3...won five straight starts from July 13-Aug. 4...allowed two runs or fewer in four consecutive starts Aug. 4-21...**2004:** spent season with Inland Empire, making 27 starts...finished 2nd in the league in home runs allowed (21), 3rd in innings pitched (168.1) and 7th in ERA (4.12)...had season-high three-game win streak to start the season, from April 13-29...tossed first career complete game, tossing 8.0 innings allowing two earned runs on six hits while striking out six on Aug. 19 at Bakersfield...struck out a season-high eight batters three times...allowed three or less runs in 17 of 27 starts, including eight starts with one or less runs...placed on the suspended list from Aug. 22-25...**2005:** spent season with San Antonio...allowed two runs or less in 18 of 28 starts...struck out a season-high seven batters in 4.0 innings on April 14 at Midland...tossed season-high 8.0 innings allowing one run on nine hits while striking out five to pick up the win on May 11 vs. Springfield...tossed 7.0 scoreless inning allowing on three hits while striking out five to pick up the win on July 11 vs. Arkansas...won three games in both June and Aug.

SANDOVAL'S PLAYING RECORD

YEAR	CLUB	LG	W-L	ERA	G	GS	CG	SHO	SV	IP	H	R	ER	HR	BB	SO	WP	BK
2002	Peoria	Ariz	5-5	3.46	11	9	0	0	0	65.0	66	28	25	1	13	33	6	1
2003	Wisconsin	Mid	11-10	4.46	27	27	0	0	0	157.1	190	97	78	8	58	73	12	0
2004	Inland Empire	Cal	11-11	4.12	27	27	1	0	0	168.1	184	91	77	21	43	119	7	1
2005	San Antonio	Tex	9-11	4.03	28	28	0	0	0	160.2	196	88	72	6	46	99	8	3
2006																		

Injured - Did Not Play

AARON SMALL (31)

POSITION: Right-handed Pitcher

AGE: 34 **BORN:** 11-23-71 in Oxnard, CA

BATS: Right **THROWS:** Right **HEIGHT:** 6-5 **WEIGHT:** 235

ML SERVICE: 3 years, 127 days

OBTAINED: Signed as a minor league free agent on January 2, 2007.

2006: Started season on disabled list with a hamstring injury...made one rehab start with Columbus on April 27 vs. Louisville before being activated by the Yankees on May 7...appeared in 11 games, three starts, with New York before being designated for assignment on June 17...outrighted to Columbus on June 27...limited opponents to .238 (5x21) in three relief appearances, while going 2-4 with a 6.38 ERA in eight starts...tossed 7.0 innings allowing one run on two hits while striking out two in win on July 19 at Charlotte...lost three consecutive decisions from July 24-Aug. 22...on disabled list with a right groin injury, July 25-Aug. 13.

PERSONAL: Aaron James Small...resides in Loudon, TN... he and wife, Macy, have two children, Mariah (10/19/98) and Mason (11/16/00)...graduated from South Hills High School in Covina, CA in 1989...was a first-team all-conference selection in baseball and lettered in basketball...his school won the State Championships in both his junior and senior years...enjoys working with foster children and church youth groups.

CAREER: Originally selected by the Toronto Blue Jays in the 22nd round of the 1989 First-Year Player Draft...has spent time with 11 different organizations.

1989: Began his pro career as a starter at Medicine Hat in the Rookie-level Pioneer

League...**1990**: moved to full season Class-A ball, pitching for Myrtle Beach in the South Atlantic League...finished eighth in the league in ERA (2.80)...led the Hurricanes in games started (27) and was second in innings pitched (147.2)...**1991**: spent the full season with Class-A Dunedin...**1992**: pitched for Knoxville, his first season at the Double-A level...tossed a pair of complete games, including his first career shutout in his last start of the season...**1993**: made the switch from starter to reliever while pitching for Knoxville, as he appeared in 48 games, including nine starts...finished seventh in the Rolands Relief Award standings...**1994**: started the year with Knoxville and was promoted to Syracuse on May 18...made nine appearances before being recalled by Toronto on June 10...made Major League debut on June 11 vs. New York (AL)...optioned back to Syracuse on June 16...appeared in four games before finishing the season in Knoxville...**1995**: began the season in the Toronto and pitched in one game for Syracuse (1 ER in 1.2 IP) before being traded to Florida on April 26...led Syracuse in saves despite spending over a month (May 3-June 14) on the DL with a strained right shoulder...joined Florida in Sept. and made his NL debut on Sept. 2 at Houston...collected his first Major League win in his second outing, Sept. 3 at Houston...**1996**: made the A's Opening Day roster, his first of two stints with the Club...was 0-1 with an 8.16 ERA in his first stint with the A's, from April 3-26...made 19 starts in 25 appearances for Edmonton...led team with 83 strikeouts and was second in innings pitched...tossed the first no-hitter in Trappers history on Aug. 8, shutting out Vancouver and facing two batters over the minimum (9.0 IP, 0 BB, 9 SO)...went 1-1 in two postseason starts for the Trappers...recalled Sept. 1...collected his first ML win of the year in his final outing on Sept. 29 vs. Seattle...**1997**: made 71 Major League appearances with Oakland, establishing an A's rookie record, seven more than Bob Lacey in 1997...led the team with nine wins, while his 96.2 innings were the most by an A's reliever since Jeff Parrett worked 98.1 in 1992...began the season retiring 20 of his first 25 batters faced and ended the year by retiring 17 of his last 20 faced...tossed 3.0 scoreless innings on April 23 vs. Minnesota for his first ML save...made one minor league appearance with Edmonton before being recalled to the Majors...**1998**: began the season with the A's and finished the season with the Diamondbacks after Arizona claimed him on waivers on June 26...notched his lone victory on 4/28 at Tampa Bay, tossing 2.2 innings of one-hit scoreless ball...went 3-1 with a 3.69 ERA in 23 relief outings with Arizona...tossed a shutout inning in his Diamondbacks debut on July 1 at Chicago (NL), the first of 13 straight scoreless games to open his Arizona career...the scoreless streak reached 15.2 innings before Bobby Abreu's homer on Aug. 20 at Veterans Stadium...threw one pitch to earn his first Arizona win on July 19 vs. Colorado...**1999**: began the season on Arizona's 40-man roster, but was released on March 30...joined the Milwaukee Brewers on April 12 and appeared in 11 games with Louisville and was released on May 23...joined the Tampa Bay Devil Rays four days later and pitched for Durham...fanned a season-high eight batters on July 24 at Columbus...**2000**: spent the entire season at Colorado Springs...was 10-6 with a 5.52 ERA in 104.1 innings as a starter and 1-0 with a 5.93 ERA in 27.1 innings in relief...collected one decision (win on April 21 vs. Oklahoma) in his first 18 games (5.92 ERA) and had 16 decisions in his final 18 games...pitched a season-high 8.0 innings and fanned a season-best eight in an Aug. 6 win at Nashville...pitched a season-best 3.0 inning relief outings three times...**2001**: began the season with Salt Lake and made three relief appearances before being released on May 4...joined Richmond after he was signed by Atlanta on May 10...led the Richmond staff with 10 wins...moved into the starting rotation on a full-time basis on July 11...tossed a season-high 8.0 innings on Sept. 2 vs. Norfolk, allowing one run on two hits...**2002**: spent of the season with Richmond...saw his only action with the Atlanta Braves on April 6, allowing one run on two hits in 0.1 IP...with Richmond, was placed on DL on May 8 with a muscle strain...made a five-game rehab assignment in the GCL Braves...rejoined Richmond on July 22...**2003**: began the season with Carolina and promoted to Albuquerque on June 21...won four straight starts from June 28-July 17, posting a 2.20 ERA...included consecutive season-high 8.1-inning appearances on June 28 at New Orleans and July 4 at Iowa...struck out a season-high eight batters twice—8/17 vs. Omaha and on 9/1 vs. Nashville...went 4-0 with a 2.09 ERA in eight game starts for Santurce in the Puerto Rican winter league...**2004**: made 27 starts for Albuquerque...also made three stints with Florida...pitched at least 7.0 innings in 11 of his 27 starts...was first called up to the Marlins on July 1...appeared out of the bullpen twice before being optioned back to

SMALL (continued)

Albuquerque...was also recalled on July 27 and again on Sept. 6...tossed two complete games with Albuquerque (on June 16 vs. Iowa and on Sept. 3 vs. Oklahoma)...set single-season record for wins...**2005**: won a career-high 10 games without losing a decision after his midseason promotion and proved to be a key component in the Yankees playoff run...team was 8-1 in games he started...became the fourth pitcher in ML history to finish a season with at least 10 victories and no losses, joining Tom Zachary (12-0 for the 1929 Yankees); Dennis Lamp (11-0 for the 1985 Blue Jays); and Howie Krist (10-0 for the 1941 Cardinals)...in nine starts, was 8-0 with a 3.47 ERA...made six relief appearances, going 2-0 with a 2.20 ERA...began the season with Columbus...was placed on the disabled list on May 4 with a strained right groin...made one rehab start with Trenton on June 11 at New Britain...was activated from the DL on June 17 and made six more appearances with Columbus before having his contract purchased on July 17...on July 20 at Texas—in his first start in the Major Leagues since 1996—recorded the victory (5.1IP, 5H, 3R, 3ER, 4BB, 3K, 1HR)...made first relief appearance of the season on July 23 at Los Angeles, tossing scoreless seventh...on Aug. 29 at Seattle, allowing only one hit in 4.0 innings to record his fifth win...on Sept. 3 at Oakland, recorded the first complete game and first shutout of his career (9.0IP, 5H, 0R, 2BB, 3K)...on 9/20 win vs. Baltimore, started and allowed 10H and 4ER in 5.0 IP to record his ninth consecutive win...according to the Elias Sports Bureau, he became only the fourth pitcher to begin his Yankee career with nine straight wins...he joined Nick Cullop, 1916; Whitey Ford, 1950; and Tommy John, 1979...he also became the first pitcher—also according to the Elias Sports Bureau—to win his first nine decisions in a year in which he didn't make his season debut until after the All-Star break (since the inception of the All-Star Game in 1933)...made sixth relief appearance of the season on Sept. 24 loss vs. Toronto, pitching 6.2 shutout innings in relief...was the longest relief outing of his career and the longest by a Yankee since LHP Ted Lilly went 7.2 innings on 9/26/01 vs. Tampa Bay...in his final start of the season on Sept. 29 at Baltimore, recorded his 10th victory, allowing 4H and 2ER in 6.2 while issuing a season high 5BB...made only appearance of the Division Series in Game Three at Yankee Stadium...received the loss in relief of Randy Johnson, allowing 4H and 2ER in 2.2IP.

SMALL'S PLAYING RECORD

YEAR CLUB	W-L	ERA	G	GS	CG	SHO	SV	IP	H	R	ER	HR	BB	SO	WP	BK
1989 Medicine Hat	1-7	5.86	15	14	0	0	0	70.2	80	55	46	2	31	40	9	5
1990 Myrtle Beach	9-9	2.80	27	27	1	0	0	147.2	150	72	46	6	56	96	16	5
1991 Dunedin	8-7	2.73	24	23	1	0	0	148.1	129	51	45	4	42	92	7	0
1992 Knoxville	51-2	5.27	27	24	2	1	0	135.0	152	94	79	13	61	79	14	0
1993 Knoxville	4-4	3.39	48	9	0	0	16	93.0	99	44	35	5	40	44	8	0
1994 Knoxville	5-5	2.99	29	11	1	1	5	96.1	92	37	32	4	38	75	5	1
Syracuse	3-2	2.22	13	0	0	0	0	24.1	19	8	6	2	9	15	2	0
TORONTO	0-0	9.00	1	0	0	0	0	2.0	5	2	2	1	2	0	0	0
1995 Syracuse	0-0	5.40	1	0	0	0	0	1.2	3	1	1	1	1	2	0	0
Charlotte	2-1	2.88	33	0	0	0	10	40.2	36	15	13	2	10	31	3	0
FLORIDA	1-0	1.42	7	0	0	0	0	6.1	7	2	1	1	6	5	0	0
1996 OAKLAND	1-3	8.16	12	3	0	0	0	28.2	37	28	26	3	22	17	2	0
Edmonton	8-6	4.29	25	19	1	1	1	119.2	111	65	57	9	28	83	9	0
1997 Edmonton	1-0	0.00	1	1	0	0	0	5.0	1	0	0	0	0	4	0	0
OAKLAND	9-5	4.29	71	0	0	0	4	96.2	109	50	46	6	40	57	4	0
1998 OAKLAND	1-1	7.25	24	0	0	0	0	36.0	51	34	29	3	14	19	4	0
ARIZONA	3-1	3.69	23	0	0	0	0	31.2	32	14	13	5	8	14	0	0
1999 Louisville	1-1	9.43	11	0	0	0	0	21.0	38	23	22	3	15	11	4	0
Durham	4-6	6.34	21	18	0	0	0	99.1	118	81	70	16	32	52	4	0
2000 Colorado Springs	11-6	5.61	36	18	0	0	0	131.2	152	87	82	14	43	85	3	0
2001 Salt Lake	0-1	1.69	3	0	0	0	0	5.1	8	1	1	1	1	5	0	0
Richmond	1-7	3.83	41	11	0	0	0	96.1	97	50	41	14	31	61	2	0
2002 ATLANTA	0-0	27.00	1	0	0	0	0	0.1	2	1	1	0	2	1	1	0
Richmond	0-3	6.39	14	4	0	0	0	31.0	48	27	22	2	14	19	1	0
Atlanta (GCL)	0-0	6.00	5	5	0	0	0	6.0	9	4	4	0	0	3	1	0
2003 Carolina	3-4	4.83	8	7	0	0	0	41.0	47	23	22	5	14	24	1	0
Albuquerque	6-4	4.63	14	14	0	0	0	89.1	95	50	46	12	18	56	2	0
2004 Albuquerque	9-9	5.06	27	24	2	0	0	154.2	199	95	87	18	29	109	5	0
FLORIDA	0-0	8.27	7	0	0	0	0	16.1	24	15	15	5	7	8	1	0
2005 Columbus	1-4	4.96	11	10	0	0	0	49.0	62	30	27	5	8	21	2	0
Trenton	1-0	3.60	1	1	0	0	0	5.0	7	3	2	1	1	3	1	0
NEW YORK (AL)	10-0	3.20	15	9	1	1	0	76.0	71	27	27	4	24	37	0	0
2006 Columbus	2-4	5.62	11	8	0	0	0	41.2	64	29	26	4	12	17	0	0
NEW YORK (AL)	0-3	8.46	8	3	0	0	0	27.2	42	29	26	9	12	12	0	0
AL TOTALS	21-9	4.89	123	12	1	1	4	239.1	273	141	130	17	102	130	10	0
NL TOTALS	4-1	4.94	38	0	0	0	0	54.2	65	32	30	11	23	28	2	0
ML TOTALS	25-10	4.90	161	12	1	1	4	294.0	338	173	160	28	125	158	12	0

DIVISION SERIES

YEAR CLUB	W-L	ERA	G	GS	CG	SHO	SV	IP	H	R	ER	HR	BB	SO	WP	BK
2005 IWY vs. LAA	0-1	6.75	1	0	0	0	0	2.2	4	2	2	0	0	2	0	0
Batting	AVG	AB	R	H	2B	3B	HR	RBI	SH	SF	BB	SO				
Career	.000	4	0	0	0	0	0	0	1	0	0	3				

Last Hit - None Last Home Run - None

TONY TORCATO (39)

POSITION: Outfielder

AGE: 10-25-79 in Woodland, CA

BORN: 10-25-79 in Woodland, CA

BATS: Left THROWS: Right

HEIGHT: 6-1 WEIGHT: 210

ML SERVICE: 0 years, 146 days

ACQUIRED: Signed as a minor league free agent on November 7, 2006.

2006: Spent season with Charlotte after signing minor league contract with the Chicago White Sox on May 18...appeared in 78 games at four different positions: first base, left field, right field and designated hitter...recorded a season-high three hits four times, including back-to-back three-hit games on May 29-30...went 3x4 with a double and a season-high three RBI on July 8 vs. Syracuse...hit .279 (19x68) with seven runs scored, four extra-base hits and nine RBI in 22 games in the month of July.

PERSONAL: Anthony Dale Torcato (tore-CAUGHT-oh)...resides in Salem, OR...graduated from Woodland High School (CA) in June, 1998...originally drafted by the San Francisco Giants in the first round (19th overall) in the 1998 June Draft.

CAREER: Originally drafted by the San Francisco Giants in the first round (19th overall) in the 1998 June Draft...tabbed as Giants 4th best prospect by Baseball America entering the 2002 season...named Giants Organizational Player of the Year by USA Today following 2000 campaign...in 1998, nearly became the 1st teenager to bat .300 in Northwest League since Ken Griffey, Jr did so in 1987...has been successful pinch-hitter during brief ML stays, going 7-for-19 (.368) with all three career RBI in role...had hit big league right-handers at .333 clip 11x33)...climbed organizational ladder in 2001, playing Giants single-A and triple-A affiliates before being added to 40-man roster in November...made successful switch from infielder to outfielder in 2001, and completed rise with ML debut in 2002.

1998: Broke into professional ball at age 19 by hitting .291 with three home runs and 43 RBI in 59 games for rookie league Salem-Keizer...nearly missing becoming the 1st teenage to hit .300 in the Northwest League since Ken Griffey, Jr. hit .313 for Bellingham in 1987...**1999:** hit .291 with four home runs and 58 RBI in 110 games for Bakersfield in 1st season at single-A level...earned Blaze's Player of the Month award in Aug...following season, was named Giants #3 prospect and was included on Howe SportsData All-Teen Team...his batting average ranked 9th in the Giants system...**2000:** enjoyed excellent campaign, being named organization Player of the Year by USA Today...hit .324 with seven home runs and 88 RBI in 119 games at San Jose...also appeared in two games at Shreveport, marking 1st appearances at double-A level, before having season ended by left should dislocation...combined, posted career-highs in average (.327), RBI (90), walks (41), and stolen bases (19)...his average at San Jose ranked 3rd in the California League and 2nd in the Giants organization...earned San Jose's Player of the Month award in both April and May...was named Cal League Player of the Week by Howe SportsData April 6-16 and May 15-21...was 3B on California League's In-Season All-Star squad while being named DH on league's Post Season All-Star team...**2001:** had best professional season, reaching triple-A level while excelling at all three stops...played for San Francisco's single-A, double-A and triple-A affiliates, hitting combined .323 with 71 runs, 38 doubles, four triples, five home runs and 78 RBI in 138 games overall...led all Giants farmhands in batting average and hits (179), tied for most doubles, and tied for fourth overall in RBI...established career highs for games, at-bats (555), hits, doubles and triples...began campaign in single-A San Jose, Serving primarily as DH while recovering from off-season shoulder surgery...hit .341 with 21 doubles two triples, two home runs and 47 RBI in 67 games for Giants before earning June promotion to Shreveport...batted .293 with 23 RBI in 36 games for double-A Swamp Dragons...concluded season with Fresno, hitting at .320 clip over final 35 contests...was named San Jose's Player of the Month for May...

played for Grand Canyon in the Arizona Fall League following the season...**2002:** put together a solid campaign in 1st full season at triple-A level, batting .290 in 130 games with the Grizzlies...clubbed career-high 13 home runs with 23 doubles, three triples and 64 RBI, 5th-best total in organization...following disablement of SF outfielder Tsuyoshi Shinjo, was recalled July 26 and made ML debut that night, starting in RF vs. Los Angeles Dodgers...went 1x4in initial contest, singling off Dodgers' Hideo Nomo for 1st big league hit...also made start July 28 vs. LA and logged 1st career multi-hit effort, going 2x3 with a double in 3-1 Giants victory...was named Fresno's Player of the Month for July...was named July 15-21 Pacific Coast League Player of the Week by Howe SportsData...was recalled to SF for the 2nd time prior to Sept. 1 game at Arizona...**2003:** hit above .290 for the 6th-straight professional campaign, logging .296 average with 18 doubles, three home runs and 48 RBI in 107 games with Fresno...spent majority of time (58 games) at 1st base, but played flawless outfield defense (75 chances) over 36 contests...spent three different stints with Giants, joining big league club July 17-25 when Benito Santiago was disabled, Aug. 14-19 while Barry Bonds was on the Bereavement List, and Sept. 2-end of season...played in 14 ML games, going 3x16 (.188)...collected 1st big league RBI on July 18 vs. Colorado, hammering pinch-hit double...in fact, was 2x7 (.286) as a pinch-hitter...**2004:** opened season on Major League roster for the 1st time in seven professional campaigns...went 2-for-4 with RBI before being optioned to triple-A Fresno April 14 as club recalled RHP Brian Cooper for emergency start...was recalled Sept. 1 and remained with the big league club for the rest of the season...over two stints with San Francisco, hit .556 with five singles in nine at-bats, all pinch-hit appearances...also drew walk and was hit by pitch for .583 on-base percentage...kept up noted consistency at triple-A level, finishing season with a .289 average (114x395) while playing left field (48 games) right field (17 games), and 1st base (23 games)...made just two errors while playing three different positions...named Fresno's Aug. Player of the Month...played for Occidente in Venezuelan Winter League, batting .315 (28x89) with four home runs and 10 RBI in 24 games...**2005:** began season with San Francisco, appearing in 11 games...designated for assignment by the Giants on April 22...outrighted to Fresno on April 27...appeared in 105 games with Fresno...hit grand slam home run and recorded a season-high four RBI on July 1 at Tucson...hit .317 (26x82) with 10 runs scored, a double, three triples, four home runs and 15 RBI in 24 games in the month of July...recorded a season-high four hits on Sept. 1 at Sacramento.

TORCATO'S PLAYING RECORD

YEAR CLUB	AVG.	G	AB	R	H	2B	3B	HR	RBI	SH	SF	HB	BB	SO	SB-CS	E	OBP
1998 Salem-Keizer	.291	59	220	31	64	15	2	3	43	0	6	3	14	38	4-2	17	.333
1999 Bakersfield	.291	110	422	50	123	25	0	4	58	1	7	3	30	67	2-1	28	.338
2000 San Jose	.324	119	490	77	159	37	2	7	88	0	7	6	41	62	19-4	40	.379
Shreveport	.500	2	8	1	4	0	0	0	2	0	0	0	0	1	0-0	0	.500
2001 San Jose	.341	67	258	38	88	21	2	2	47	0	7	4	17	40	9-3	1	.381
2001 Shreveport	.293	36	147	13	43	9	1	1	23	0	3	4	9	15	0-1	2	.344
Fresno	.320	35	150	20	48	8	1	2	8	0	0	0	2	20	0-1	1	.329
2002 Fresno	.290	130	490	64	142	23	3	13	64	2	4	2	29	65	4-6	8	.330
SAN FRANCISCO	.273	5	11	0	3	1	0	0	0	0	0	0	0	2	0-0	0	.273
2003 Fresno	.296	106	423	36	125	18	2	3	48	2	7	2	6	33	4-0	12	.304
SAN FRANCISCO	.188	14	16	0	3	1	0	0	1	1	0	1	0	4	0-0	1	.235
2004 SAN FRANCISCO	.556	13	9	1	5	0	0	0	2	0	1	1	1	0	0-0	0	.583
Fresno	.289	119	395	39	114	22	0	3	57	0	3	5	11	35	4-1	2	.314
2005 SAN FRANCISCO	.273	11	11	1	3	0	0	0	0	0	0	1	2	0	0-0	0	.333
Fresno	.269	105	376	41	101	15	5	10	57	1	5	4	21	43	3-4	6	.310
2006 Charlotte	.249	78	225	22	56	11	1	2	22	1	4	2	17	35	1-1	1	.302
ML TOTALS	.298	43	47	2	14	2	0	0	3	1	1	2	2	8	0-0	1	.346

MATT TUIASOSOPO (78)

POSITION: Infielder

AGE: 20, turns 21 May 10

BORN: 5-10-86 in Bellevue, WA

BATS: Right

THROWS: Right

HEIGHT: 6-2

WEIGHT: 210

ML SERVICE: None

ACQUIRED: Mariners' 3rd-round selection in the 2004 June draft; signed by Mariners scout Phil Geisler.

2006: Started season with Inland Empire, appearing in games a short stop, third base and designated hitter...recorded five hitting streaks of five or more games...had 18 multi-hit games, including two season-high four hit games on April 27 vs. Bakersfield and May 3 at Lake Elsinore...hit .440 (11x25) during a six-game hitting streak from April 6-13...recorded four consecutive multi-hit games, hitting .688 (11x16) from April 27-30...hit .325 (27x83) with eight runs scored, five doubles, a home runs and 14 RBI in 21 games in April...hit .378 (28x74) vs. lefties, compared to .272 (43x158) vs. right-handed pitchers...had a .338 average (25x74) with runners in scoring position...on the disabled list May 9-16 with a left elbow laceration...promoted to San Antonio on June 21, appearing in 62 games to end the season...played for the Peoria Javelinas in the Arizona Fall League, hitting .167 (13x78) with nine runs, a double, a triple, four RBI in 21 games.

PERSONAL: Matthew P. Tuiasosopo (TOO-ee-ah-so-SO-po)...graduated from Woodinville High School (WA) in June, 2004...played baseball, basketball and football in high school... first team All-KingCo 4A senior year...high school All-American quarterback...rated by Baseball America rated as the top prospect in Washington, second-best athlete among the nation's draft-eligible prep players and 60th overall prospect...dad Manu, played football at UCLA and in the NFL, including three years with the Seahawks; brother Marques, a former UW quarterback, is now with the Oakland Raiders.

CAREER: Has spent his entire career in the Mariners organization.

2004: Began pro career with Peoria...hit solo home run in first career-at bat on July 10 vs. Giants...hit safely in 18 of 20 games and reached base safely in 19 of 20 games...had a 13-game hit streak, hitting .467 (21x45), from July 10-25...recorded eight multi-hit games, including two three-hit games...went 2x4 with two doubles and a season-high four runs scored on July 18 at Brewers...tied for the team lead in home runs (4)...promoted to Everett on Aug. 5...went 7x10 with two runs scored, two doubles, a home run and five RBI, from Aug. 5-7...reached base safely in 19 of 29 games...participated in the 2004 Arizona Instructional League...**2005:** spent season with Wisconsin...recorded a season-high 13-game hit streak to start the season, April 7-24, hitting .423 (22x52) with eight runs, three doubles, two home runs and 12 RBI...had 27 multi-hit games, including three four-hit games and six three-hit games...hit .371 (23x62) with 10 runs, four doubles, two home runs and 12 RBI in 16 games in April...hit home runs in back-to-back games, June 9 and 10 vs. Cedar Rapids...selected to the Midwest League All-Star Team...went 2x4 with one run, a double and a season-high four RBI July 16 at Kane County...hit .302 (29x96) in 25 games in July...on disabled list with a laceration on left wrist, Aug. 20-29...

TUIASOSOPO'S PLAYING RECORD

YEAR CLUB	AVG.	G	AB	R	H	2B	3B	HR	RBI	SH	SF	HB	BB	SO	SB-CS	E	OBP
2004 Peoria	.412	20	68	18	28	5	3	4	12	0	2	6	13	14	1-2	8	.528
Everett	.248	29	101	18	25	6	1	2	14	0	1	4	10	36	4-3	3	.336
2005 Wisconsin	.276	107	409	72	113	21	3	6	45	1	1	9	44	96	8-5	26	.306
2006 Inland Empire	.306	59	232	31	71	14	0	1	34	2	0	5	14	58	5-6	21	.359
San Antonio	.185	62	216	16	40	4	0	1	10	2	1	2	20	64	2-1	14	.259

2007 SEATTLE MARINERS 40-MAN ROSTER

as of January 19, 2007


NO.	PITCHERS (20)		B	T	HT.	WT.	BORN	BIRTHPLACE	RESIDENCE	2006 CLUB										SO	ML	SERV
	R	L								W-L	ERA	G	GS	CG	SV	IP	H	R	ER			
58	R	R	6-5	220	5/29/80		Pusan, Korea	Olympia, WA	Tacoma	12-4	3.00	24	24	0	0	147.0	133	57	49	37	103	0.083
	R	R	6-1	195	2/19/71		Santo Domingo, DR	Weston, FL	SEATTLE	4-1	3.67	6	6	0	0	34.1	26	15	14	13	23	
43	R	R	6-3	200	11/4/82		Melbourne, Australia	Cheltenham, Australia	ARIZONA	11-8	4.58	34	33	0	0	206.1	231	116	105	84	110	9.045
48	L	L	6-3	200	11/4/82		Melbourne, Australia	Cheltenham, Australia	San Antonio	8-11	4.06	25	25	0	0	144.0	139	77	65	45	100	1.032
	L	L	6-3	190	8/22/85		Cleveland, OH	Elyria, OH	Tacoma	1-1	4.09	2	2	0	0	11.0	10	5	5	5	5	
63	L	L	6-3	190	8/22/85		Cleveland, OH	Elyria, OH	San Antonio	9-12	4.28	28	28	0	0	153.2	156	87	73	55	127	0.024
	R	R	6-6	230	4/20/79		Louisville, KY	Taylorsville, KY	SEATTLE	4-1	3.71	4	2	0	0	17.0	17	7	7	11	11	0.155
54	R	R	6-6	230	4/20/79		Louisville, KY	Taylorsville, KY	Tacoma	0-1	2.50	15	0	0	0	24.0	18	6	6	11	12	
	R	R	6-3	225	4/8/86		Valencia, VZ	Valencia, VZ	SEATTLE	0-0	4.50	24	0	0	0	32.0	34	16	16	13	15	
34	R	R	6-3	225	4/8/86		Valencia, VZ	Valencia, VZ	SEATTLE	12-14	4.52	31	31	2	0	191.0	195	105	96	60	176	1.060
60	R	R	6-2	195	7/7/81		Sacramento, CA	Cape Coral, FL	San Antonio	0-3	4.88	21	0	0	11	24.0	30	13	13	4	19	0.035
	L	L	5-11	190	11/12/84		Cunana, Sucre, VZ	Cunana, Sucre, VZ	Tacoma	3-1	2.61	29	0	0	12	41.1	46	14	12	10	38	
62	L	L	5-11	190	11/12/84		Cunana, Sucre, VZ	Cunana, Sucre, VZ	SEATTLE	2-1	1.08	16	0	0	0	16.2	10	3	2	6	11	0.024
	R	R	6-3	190	6/7/83		Houston, TX	Missouri City, TX	Tacoma	0-2	2.76	3	3	0	0	16.1	3	2	2	5	10	
57	R	R	6-3	190	6/7/83		Houston, TX	Missouri City, TX	SEATTLE	5-10	4.36	24	19	1	3	107.1	107	54	52	55	66	0.087
	R	R	6-0	222	8/22/79		Bani, DR	Bani, DR	Inland Empire	0-0	14.73	4	1	0	0	7.1	13	12	12	4	3	
40	R	R	6-0	222	8/22/79		Bani, DR	Bani, DR	SEATTLE	1-0	1.84	13	0	0	2	29.1	14	10	6	11	46	
59	L	L	6-2	195	2/5/85		Walla Walla, WA	Walla Walla, WA	San Antonio	0-2	2.16	11	0	0	0	16.2	14	4	4	3	14	
	L	L	6-2	195	2/5/85		Walla Walla, WA	Walla Walla, WA	SEATTLE	1-0	1.93	15	0	0	0	18.2	12	4	4	9	20	
40	R	R	6-0	222	8/22/79		Bani, DR	Bani, DR	SEATTLE	9-4	4.19	48	0	0	0	53.2	62	27	25	22	31	4.060
59	L	L	6-2	195	2/5/85		Walla Walla, WA	Walla Walla, WA	Inland Empire	0-1	3.45	16	0	0	1	28.2	31	11	11	6	31	0.047
	R	R	6-5	245	2/22/77		Trenton, MI	Peoria, AZ	San Antonio	2-2	1.14	25	0	0	7	39.1	45	10	5	15	36	
20	R	R	6-5	245	2/22/77		Trenton, MI	Peoria, AZ	Tacoma	1-0	0.00	2	0	0	0	3.2	3	0	0	1	4	
26	L	L	6-1	210	11/24/79		Carson City, CA	Mabelton, GA	SEATTLE	0-0	4.09	15	0	0	0	11.0	18	9	5	6	6	
	R	R	6-5	235	12/31/77		Minneapolis, MN	Calgary, CANADA	SEATTLE	4-1	2.30	72	0	0	36	78.1	59	20	20	13	104	3.022
33	R	R	6-5	235	12/31/77		Minneapolis, MN	Calgary, CANADA	ATLANTA	5-5	4.48	14	14	0	0	76.1	85	42	38	31	37	4.086
18	L	L	6-3	205	1/26/83		Sydney, Australia	New Castle, Australia	Atlanta	1-1	5.68	3	3	0	0	12.2	18	8	2	1	10	
	R	R	6-5	235	12/31/77		Minneapolis, MN	Calgary, CANADA	Richmond	0-0	3.86	1	1	0	0	4.2	5	2	2	3	1	
33	R	R	6-5	235	12/31/77		Minneapolis, MN	Calgary, CANADA	Rome	1-2	8.68	27	0	0	8	28.0	46	27	27	8	13	5.152
18	L	L	6-3	205	1/26/83		Sydney, Australia	New Castle, Australia	Atlanta	0-1	5.68	7	0	0	0	6.1	7	4	2	9	9	0.000
	L	L	6-0	225	4/19/77		Memphis, TN	Memphis, TN	Inland Empire	1-3	2.83	23	0	0	4	41.1	38	13	18	48	48	1.147
52	L	L	6-0	225	4/19/77		Memphis, TN	Memphis, TN	San Antonio	2-4	4.28	72	0	0	1	40.0	30	19	19	27	42	7.131
56	L	L	6-1	195	8/13/74		LaCrosse, WI	Danbury, WI	SEATTLE	8-14	4.67	31	31	0	0	187.0	198	103	97	55	103	8.000
36	R	R	6-5	200	8/22/76		Northridge, CA	Manhattan Beach, CA	LA ANGELS	3-10	6.29	16	16	0	0	88.2	114	68	62	21	62	
	R	R	6-5	200	8/22/76		Northridge, CA	Manhattan Beach, CA	ST. LOUIS	5-4	5.18	15	15	0	0	83.1	99	49	48	26	45	

NO.	NAME	R	R	R	R	6-4	215	4/25/81	PULLMAN, WA	MERCER ISLAND, WA	MISSISSIPPI GCL BRVES	5-6	4.40	21	16	0	1	102.1	124	58	50	43	73	0.000
HT.	WT.	BORN	BIRTHPLACE	RESIDENCE	2006 CLUB	AVG.	G	R	H	2B	3B	HR	RBI	BB	SO	SB	ML	SERV						
46	WHITE, Sean	R	L	6-1	190	9/3/81	Fresno, CA	Kingsburg, CA	SEATTLE	Tacoma	SEATTLE	.667	1	3	1	2	1	0	0	0	0	0	6	1.071
49	WOODS, Jacob	R	R	6-0	198	6/8/76	Nagasaki, Japan	Sasebo, Japan	SEATTLE	Tacoma	SEATTLE	.152	34	99	8	15	4	0	2	4	3	29	1	1.000
NO. CATCHERS (2)																								
2	JOHJIMA, Kenji	R	R	5-10	208	7/31/83	Bayamon, PR	Bayamon, PR	SEATTLE	SEATTLE	SEATTLE	.291	140	506	61	147	25	1	18	76	20	46	3	1.000
30	RIVERA, Rene	R	R	5-10	208	7/31/83	Bayamon, PR	Bayamon, PR	SEATTLE	SEATTLE	SEATTLE	.667	1	3	1	2	1	0	0	0	0	1	0	1.071
NO. INFELDERS (10)																								
29	BELTRE, Adrian	R	R	5-11	220	4/7/79	Santo Domingo, DR	Santo Domingo, DR	SEATTLE	SEATTLE	SEATTLE	.268	156	620	88	166	39	4	25	89	47	118	11	8.096
3	BETANCOURT, Yunesky	R	R	5-10	190	1/31/82	Boca Raton, FL	Boca Raton, FL	SEATTLE	SEATTLE	SEATTLE	.289	156	558	68	161	28	6	8	47	17	54	11	1.067
16	BLOMQUIST, Willie	R	R	5-11	190	11/27/77	Bremerton, WA	Peoria, AZ	SEATTLE	SEATTLE	SEATTLE	.247	86	251	36	62	6	2	1	15	24	40	16	4.029
23	BROUSSARD, Ben	L	L	6-2	220	9/24/76	Beaumont, TX	Beaumont, TX	CLEVELAND	SEATTLE	SEATTLE	.321	88	268	44	86	14	0	13	46	17	58	0	4.033
9	GARCIA-PARRA, Michael	R	R	6-1	165	4/2/83	Whittier, CA	Scottsdale, AZ	SEATTLE	Tacoma	SEATTLE	.238	56	164	17	39	7	0	8	17	9	45	2	0.000
69	LAHAR, Bryan	L	R	6-5	215	11/5/82	Worcester, MA	Surprise, AZ	SEATTLE	Tacoma	SEATTLE	.316	42	136	26	43	5	0	1	10	8	21	1	0.000
4	LOPEZ, Jose	R	R	6-2	195	11/24/83	Anzoategui, VZ	Anzoategui, VZ	SEATTLE	Tacoma	SEATTLE	.327	54	202	36	66	10	0	10	44	23	49	3	0.000
17	NAVARRO, Oswaldo	R	R	6-0	170	10/2/84	Maracay, VZ	Maracay, VZ	SEATTLE	Tacoma	SEATTLE	.282	150	603	78	170	28	8	10	79	26	80	5	1.140
44	SEXSON, Richie	R	R	6-8	237	12/29/74	Portland, OR	Vancouver, WA	SEATTLE	Tacoma	SEATTLE	.267	79	266	27	71	13	1	24	39	57	7	0.024	
5	VIDRO, Jose	S	R	5-11	193	8/27/74	Mayaguez, PR	Sabana Grande, PR	SEATTLE	SEATTLE	SEATTLE	.289	126	463	52	134	26	1	7	47	41	48	1	8.093
NO. OUTFELDERS (8)																								
50	BALENTIEN, Vladimir	R	R	6-2	180	7/2/84	Willemstad, Curacao	Willemstad, Curacao	SEATTLE	SEATTLE	SEATTLE	.230	121	444	76	102	23	1	22	82	70	140	14	0.000
30	GUILLEN, Jose	R	R	5-11	195	5/17/76	San Cristobal, DR	San Cristobal, DR	SEATTLE	SEATTLE	SEATTLE	.216	69	241	28	52	15	1	9	40	15	48	1	9.051
28	IBANEZ, Raul	L	R	6-2	215	6/2/72	Manhattan, NY	Miami, FL	SEATTLE	Tacoma	SEATTLE	.289	159	626	103	181	33	5	33	123	65	115	2	9.020
25	JONES, Adam	R	R	6-2	200	8/1/85	San Diego, CA	Phoenix, AZ	SEATTLE	Tacoma	SEATTLE	.287	96	380	69	109	19	4	16	62	28	78	13	0.080
12	MORSE, Mike	R	R	6-4	220	3/22/82	Fl. Lauderdale, FL	Plantation, FL	SEATTLE	Tacoma	SEATTLE	.216	26	74	6	16	4	0	1	8	2	22	3	0.080
7	REED, Jeremy	L	L	6-0	195	6/15/81	San Dimas, CA	Laverne, CA	SEATTLE	SEATTLE	SEATTLE	.258	57	206	23	51	15	1	5	34	14	46	0	1.036
51	SUZUKI, Ichiro	L	R	5-9	172	10/22/73	Kasugai, Japan	Kobe, Japan	SEATTLE	SEATTLE	SEATTLE	.372	19	43	5	16	5	0	0	11	3	7	1	2.028
82	WILSON, Michael	S	R	6-2	215	6/29/83	Tulsa, OK	Tulsa, OK	SEATTLE	SEATTLE	SEATTLE	.322	161	695	110	224	20	9	6	17	11	31	2	6.000
NO. PITCHERS (10)																								
315	Inland Empire	3	9	38	63	15	3	9	38	22	59	4	0.000											
.245	San Antonio	67	249	32	61	12	1	12	43	28	85	1	0.000											

2007 SEATTLE MARINERS NON-ROSTER INVITEES

NO.	PITCHERS (13)	B	T	HT.	WT.	BORN	BIRTHPLACE	RESIDENCE	2006 CLUB	W-L	ERA	G	GS	CG	SV	IP	H	R	ER	BB	SO	ML	SERV									
61	ALVARADO, Carlos	R	R	6-4	210	1/24/78	Santruce, PR	Arecibo, PR	Chattanooga	5-1	3.28	31	1	0	0	49.1	38	20	18	25	58		0,000									
									Sarasota	1-1	1.17	9	0	0	2	15.1	6	2	4	0	20											
									Louisville	0-1	3.86	2	0	0	0	2.1	2	1	1	0	1											
89	BAZARDO, Yorman	R	R	6-2	202	7/11/84	Maracay, VZ	Maracay, VZ	San Antonio	6-5	3.64	25	0	0	0	138.1	144	65	56	45	80		0,001									
66	CAMPILLO, Jorge	R	R	6-1	190	8/10/78	Tijuana, Mexico	Tijuana, Mexico	Peoria#	0-0	4.15	6	5	0	0	13.0	13	6	6	0	15		0,077									
									Inland Empire	1-1	4.00	2	2	0	0	9.0	8	4	4	2	6											
									San Antonio	2-0	2.53	2	2	0	0	10.2	12	4	3	2	3											
38	CERDA, Jamie	L	L	6-0	200	10/26/78	Fresno, CA	Seima, CA	Colorado Springs	3-3	5.72	36	0	1	1	45.2	48	30	29	26	41		2,097									
67	CORTEZ, Renee	R	R	6-4	200	12/9/82	Valencia, VZ	Valencia, VZ	Tacoma	5-3	4.18	31	0	0	5	51.2	61	29	24	28	50		0,000									
									Peoria#	1-0	0.00	1	0	0	0	2.0	0	0	0	1	2											
32	FOPPERT, Jesse	R	R	6-6	220	7/10/80	Reading, PA	San Francisco, CA	Tacoma	0-1	6.97	5	2	0	0	10.1	10	10	8	14	11		2,034									
37	LEHR, Justin	L	L	6-1	200	8/3/77	Orange, CA	Chandler, AZ	MILWAUKEE	2-1	8.62	16	0	0	0	34.2	32	19	15	18	23		1,049									
									Nashville	4-7	3.94	19	17	0	0	112.0	120	53	49	31	90											
									Hermosillo	5-1	3.40	9	0	0	0	47.2	52	19	18	15	39											
									Peoria	0-2	2.77	7	4	0	0	13.0	10	4	4	9	13		0,000									
									Inland Empire	0-0	0.00	1	1	0	0	3.0	0	0	0	0	4											
										Did Not Pitch																						
22	PARQUE, Jim	L	L	5-11	170	2/8/76	Norwalk, CA	Puyallup, WA	Memphis	2-4	5.28	47	0	0	1	46.0	53	31	27	22	48		4,071									
35	PERISHO, Matt	L	L	6-0	218	6/8/75	Burlington, IA	Chandler, AZ	PHILADELPHIA	0-5	4.532	55	0	0	0	45.2	47	27	27	30	48		4,001									
53	RHODES, Arthur	L	L	6-2	212	10/24/69	Waco, TX	Phoenix, MD		Injured - Did Not Pitch																						
83	SANDOVAL, Juan	R	R	6-1	170	1/13/81	Santo Domingo, DR	Bonao, DR	Columbus	2-4	5.62	11	8	0	0	41.2	64	29	26	12	17		3,127									
31	SMALL, Aaron	R	R	6-5	210	1/12/71	Oxard, CA	Loudon, TN	New York (AL)	0-3	8.46	3	2	0	0	27.2	42	29	26	12	12											
NO.	CATCHERS (4)	B	T	HT.	WT.	BORN	BIRTHPLACE	RESIDENCE	2006 CLUB	AVG.	G	AB	R	H	2B	3B	HR	RBI	BB	SO	SB	ML	SERV									
55	BURKE, Jamie	R	R	6-0	211	9/24/71	Roseburg, OR	Winchester, OR	Oklahoma	.278	102	370	46	103	21	1	10	49	22	41	0		1,038									
64	CLEMENT, Jeff	L	R	6-1	210	8/21/83	Marshalltown, IA	Marshalltown, IA	San Antonio	.288	15	59	7	17	6	1	0	0	13	0	0		0,000									
									Tacoma	.267	67	245	23	63	10	0	4	32	16	53	0											
									Tacoma	.231	97	337	28	78	9	4	4	33	13	74	14		0,000									
65	JOHNSON, Rob	R	R	6-1	200	7/22/83	Anaconda, MT	Houston, TX	Inland Empire	.248	42	153	12	38	8	0	1	17	4	19	1		0,004									
68	OLIVEROS, Luis	R	R	6-1	205	6/18/83	Guatire, VZ	Guatire, VZ	San Antonio	.176	46	153	8	27	3	0	0	5	2	18	0											
NO.	INFELDERS (4)	B	T	HT.	WT.	BORN	BIRTHPLACE	RESIDENCE	2006 CLUB	AVG.	G	AB	R	H	2B	3B	HR	RBI	BB	SO	SB	ML	SERV									
15	BURROUGHS, Sean	L	R	6-1	195	9/12/80	Atlanta, GA	Long Beach, CA	TAMPA BAY	.190	8	21	3	4	1	0	0	1	4	7	1		3,140									
									Durham	.214	37	131	8	28	2	0	1	11	9	29	1											
									Indianapolis	.266	67	203	22	54	14	1	5	26	13	55	3		0,146									
1	DAWKINS, Gookie	R	R	6-1	184	5/12/79	Newberry, SC	Conyers, GA		Did Not Play																						
10	ORDONEZ, Rey	R	R	5-10	170	1/11/71	Havana, Cuba	Miami Springs, FL		Did Not Play																						
78	TUMASOPO, Matt	R	R	6-2	210	5/10/86	Bellevue, WA	Woodinville, WA	Inland Empire	.306	59	232	31	71	14	0	1	34	14	58	5		0,000									
									San Antonio	.185	62	216	16	40	4	0	1	10	20	64	2											
NO.	OUTFIELDERS (2)	B	T	HT.	WT.	BORN	BIRTHPLACE	RESIDENCE	2006 CLUB	AVG.	G	AB	R	H	2B	3B	HR	RBI	BB	SO	SB	ML	SERV									
86	LAMPE, Rayon	L	R	6-2	180	11/20/86	San Nicolas, Aruba	San Nicolas, Aruba	Venezuela	.193	56	166	18	32	7	2	2	22	23	48	2		0,000									
39	TORCATO, Tony	L	R	6-1	170	10/25/79	Woodland, CA	Salem, OR	Charlotte	.249	78	225	22	56	11	1	2	22	17	35	1		0,146									

2006 IN REVIEW



José Lopez

2006 MAJOR LEAGUE STANDINGS

AMERICAN LEAGUE

EAST	WON	LOST	PCT.	GB
NEW YORK	97	65	.599	-
TORONTO	87	75	.537	10.0
BOSTON	86	76	.531	11.0
BALTIMORE	70	92	.432	27.0
TAMPA BAY	61	101	.377	36.0

CENTRAL	WON	LOST	PCT.	GB
MINNESOTA	96	66	.593	-
DETROIT	95	97	.586	1.0
CHICAGO	90	72	.556	6.0
CLEVELAND	78	84	.481	18.0
KANSAS CITY	62	100	.383	34.0

WEST	WON	LOST	PCT.	GB
OAKLAND	93	69	.574	-
LOS ANGELES	83	73	.549	4.0
TEXAS	80	82	.494	13.0
SEATTLE	78	84	.481	15.0

NATIONAL LEAGUE

EAST	WON	LOST	PCT.	GB
NEW YORK	97	65	.599	-
PHILADELPHIA	85	77	.525	12.0
ATLANTA	79	83	.448	18.0
FLORIDA	78	84	.481	19.0
WASHINGTON	71	91	.438	26.0

CENTRAL	WON	LOST	PCT.	GB
ST. LOUIS	83	78	.516	-
HOUSTON	82	80	.506	1.5
CINCINNATI	80	82	.494	3.5
MILWAUKEE	75	87	.463	8.5
PITTSBURGH	67	95	.414	16.5
CHICAGO	66	96	.407	17.5

WEST	WON	LOST	PCT.	GB
SAN DIEGO	88	74	.543	-
LOS ANGELES	88	74	.543	-
SAN FRANCISCO	76	85	.472	11.5
ARIZONA	76	86	.469	12.0
COLORADO	76	86	.469	12.0

2006 DEPARTMENTAL LEADERS

BATTING

AMERICAN LEAGUE			NATIONAL LEAGUE	
J. Mauer, MIN	.347	Average	F. Sanchez, PIT	.344
G. Sizemore, CLE	134	Runs	C. Utley, PHI	131
I. Suzuki, SEA	224	Hits	J. Pierre, CHI	204
D. Ortiz, BOS	355	Total Bases	R. Howard, PHI	383
G. Sizemore, CLE	53	Doubles	F. Sanchez, PIT	53
C. Crawford, TB	16	Triples	J. Reyes, NYM	17
D. Ortiz, BOS	54	Home Runs	R. Howard, PHI	58
D. Ortiz, BOS	137	RBI	R. Howard, PHI	149
C. Crawford, TB	58	Stolen Bases	J. Reyes, NYM	64
T. Hafner, CLE	.659	Slugging Pct.	A. Pujols, STL	.671
M. Ramirez, BOS	.439	On Base Pct.	B. Bonds, SF	.454

PITCHING

AMERICAN LEAGUE			NATIONAL LEAGUE	
J. Santana, MIN	19	Wins	Six Pitchers	16
C. Wang, NYY	19	ERA	R. Oswalt, HOU	2.98
J. Santana, MIN	2.77	Complete Games	A. Harang, CIN	6
C. Sabathia, CLE	6	Shutouts	C. Carpenter, STL	3
Four Pitchers	2	Saves	B. Webb, AZ	3
F. Rodriguez, LAA	47	Innings Pitched	T. Hoffmann, SD	46
J. Santana, MIN	233.2	Strikeouts	B. Arroyo, CIN	240.2
J. Santana, MIN	245	Winning Percentage	A. Harang, CIN	.216
F. Liriano, MIN	.800		C. James, ATL	.733

AWARD WINNERS

AMERICAN LEAGUE			NATIONAL LEAGUE	
J. Leyland, DET		Manager	J. Girardi, FLA	
J. Morneau, MIN		MVP	R. Howard, PHI	
J. Santana, MIN		Cy Young	B. Webb, AZ	
J. Verlander, DET		Rookie of the Year	H. Ramirez, FLA	

AMERICAN LEAGUE STATISTICS

2006 CLUB BATTING

CLUB	AVG	G	AB	R	H	TB	2B	3B	HR	RBI	BB	SO	SB	CS
MINNESOTA	.287	162	5602	801	1608	2380	275	34	143	754	490	872	101	42
NEW YORK	.285	162	5651	930	1608	2607	327	21	210	902	649	1053	139	35
TORONTO	.294	162	5596	809	1591	2590	348	27	199	778	514	906	65	33
CLEVELAND	.280	162	5619	870	1576	2569	351	27	196	839	556	1204	55	23
CHICAGO	.280	162	5657	868	1586	2625	291	20	236	839	502	1056	93	48
TEXAS	.278	162	5659	835	1571	2523	357	23	183	799	505	1061	53	24
BALTIMORE	.277	162	5610	768	1556	2376	288	20	164	727	474	878	121	32
LOS ANGELES	.274	162	5609	766	1539	2383	309	29	159	737	486	914	148	57
DETROIT	.274	162	5642	822	1548	2531	294	40	203	785	430	1133	60	40
SEATTLE	.272	162	5670	756	1540	2406	266	42	172	703	404	974	106	37
KANSAS CITY	.271	162	5589	757	1515	2296	335	37	124	718	474	1040	65	34
BOSTON	.269	162	5619	820	1510	2445	327	16	192	777	672	1056	51	23
OAKLAND	.260	162	5500	771	1429	2264	266	22	175	735	650	976	61	20
TAMPA BAY	.255	162	5474	689	1395	2298	267	33	190	650	441	1106	134	52
TOTALS	.275	1134	78497	11262	21572	34293	4301	391	2546	10743	7247	14229	1252	500

2006 CLUB PITCHING

CLUB	W	L	ERA	G	CG	SHO	SV	IP	H	R	ER	HR	BB	SO
DETROIT	95	87	3.84	162	3	16	46	1448.0	1420	675	618	160	489	1003
MINNESOTA	96	66	3.95	162	1	6	40	1439.1	1490	683	632	182	356	1164
LOS ANGELES	89	73	4.04	162	5	12	50	1452.2	1410	732	652	158	471	1164
OAKLAND	93	69	4.21	162	5	11	54	1451.2	1525	727	679	162	529	1003
TORONTO	87	75	4.37	162	6	8	42	1428.1	1447	754	694	185	504	1076
CLEVELAND	78	84	4.41	162	13	13	24	1423.1	1583	782	698	166	429	948
NEW YORK	97	65	4.41	162	5	8	43	1443.2	1463	767	708	170	496	1019
TEXAS	80	82	4.60	162	3	8	42	1431.1	1558	784	731	162	496	972
SEATTLE	78	84	4.60	162	6	6	47	1446.2	1500	792	739	183	560	1067
CHICAGO	90	72	4.61	162	5	11	46	1449.0	1534	794	743	200	433	1012
BOSTON	86	76	4.83	162	3	6	46	1441.1	1570	825	773	181	509	1070
TAMPA BAY	61	101	4.96	162	3	7	33	1420.1	1600	856	782	180	606	979
BALTIMORE	70	92	5.35	162	5	9	35	1419.0	1579	899	843	216	613	1016
KANSAS CITY	62	100	5.65	162	3	5	35	1426.1	1648	971	896	213	637	904
TOTALS	1162	1106	4.56	1134	66	124	583	20121.0	21327	11041	10188	2518	7128	14397

2006 CLUB FIELDING

CLUB	PCT	G	PO	A	E	TC	DP	TP	PB
BOSTON	.989	162	4324	1662	66	6052	174	0	24
OAKLAND	.986	162	4355	1626	84	6065	173	0	10
MINNESOTA	.986	162	4318	1647	84	6049	135	1	5
SEATTLE	.985	162	4340	1630	88	6058	150	0	16
CHICAGO	.985	162	4347	1655	90	6092	145	2	13
TEXAS	.984	162	4294	1748	98	6140	174	0	11
KANSAS CITY	.984	162	4279	1658	98	6035	189	1	10
TORONTO	.984	162	4285	1712	99	6096	157	0	15
DETROIT	.983	162	4344	1780	106	6230	162	0	6
BALTIMORE	.983	162	4257	1607	102	5966	156	0	15
NEW YORK	.983	162	4331	1593	104	6028	145	0	17
TAMPA BAY	.981	162	4261	1594	116	5971	156	1	8
CLEVELAND	.981	162	4270	1669	118	6057	165	0	7
LOS ANGELES	.979	162	4358	1545	124	6027	154	0	0
TOTALS	.984	1134	60363	23126	1377	84866	2235	5	165

2006 CLUB PINCH HITTING SUMMARY

CLUB	AVG	AB	R	H	TB	2B	3B	HR	RBI	SH	SF	HP	BB	IBB	SO	SB	CS	DP	SLG	OBP
KANSAS CITY	.250	76	13	19	27	3	1	1	9	2	1	0	12	1	27	0	0	2	.355	.348
TORONTO	.240	104	10	25	37	4	1	2	19	0	2	0	6	1	24	0	0	3	.356	.277
NEW YORK	.233	90	10	21	25	4	0	0	8	1	2	3	9	0	26	2	0	2	.278	.317
CLEVELAND	.232	82	9	19	31	4	1	2	15	3	2	0	10	2	22	0	0	0	.378	.309
CHICAGO	.227	119	16	27	47	2	0	6	15	1	2	1	11	2	26	2	1	3	.395	.293
TAMPA BAY	.225	71	6	16	23	4	0	1	5	1	0	1	7	1	23	0	0	0	.324	.304
BOSTON	.224	76	15	17	23	6	0	0	10	1	0	2	13	1	22	0	0	1	.303	.352
DETROIT	.222	72	11	16	29	3	2	2	7	1	1	0	7	0	22	0	0	1	.403	.288
SEATTLE	.206	107	11	22	36	4	2	2	11	1	1	0	8	1	28	0	0	4	.336	.259
TEXAS	.171	35	2	6	7	1	0	0	1	0	0	3	0	0	9	0	0	0	.200	.237
LOS ANGELES	.171	82	13	14	34	2	3	4	8	1	1	1	16	1	28	2	0	1	.415	.310
OAKLAND	.154	52	2	8	13	2	0	1	8	0	3	0	7	0	15	1	0	1	.250	.242
MINNESOTA	.145	83	6	12	20	2	0	2	7	1	1	0	7	0	18	0	0	6	.241	.209
BALTIMORE	.092	65	5	6	6	0	0	0	5	2	1	1	3	0	17	1	0	3	.092	.143
TOTALS	.205	1114	129	228	358	41	10	23	128	15	17	9	119	10	307	8	1	27	.321	.283

2006 MARINERS BATTING

PLAYER	AVG	G	AB	R	H	TB	2B	3B	HR	RBI	SH	SF	HP	BB	IBB	SO	SB	CS	GIDP	E	SLG	OBP
Beltre, A	.268	156	620	88	166	288	39	4	25	89	1	3	10	47	4	118	11	5	15	15	465	.328
Betancourt, Y	.289	157	558	68	161	225	28	6	8	47	7	1	1	17	0	54	11	8	10	20	403	.310
Bloomquist, W	.247	102	251	36	62	75	6	2	1	15	2	2	4	24	0	40	16	3	3	2	299	.320
Bohn, Jr., T	.143	18	14	2	2	5	0	0	1	2	0	0	0	0	2	0	8	0	0	1	357	.250
Borchard, J	.222	6	9	3	2	2	0	0	0	0	0	0	0	0	0	3	0	1	0	0	222	.222
Broussard, B	.289	144	432	61	125	209	21	0	21	63	0	4	3	26	3	103	2	1	8	9	484	.331
Choo, S	.280	49	157	23	44	71	12	3	3	22	1	1	2	18	2	50	5	3	3	3	452	.360
Dobbs, G	.370	23	27	4	10	15	3	1	0	3	0	0	1	0	0	4	0	1	0	0	556	.393
Everett, C	.227	92	308	37	70	111	8	0	11	33	0	3	3	29	2	57	1	3	6	0	360	.297
Hernandez, F	.000	31	4	0	0	0	0	0	0	0	1	0	0	0	0	3	0	0	0	0	0	.000
Ibanez, R	.289	159	626	103	181	323	33	5	33	123	0	7	1	65	15	115	2	4	13	2	516	.353
Lawton, M	.259	11	27	5	7	7	0	0	0	1	0	0	0	2	0	2	0	0	0	0	259	.310
Lopez, J	.282	151	603	78	170	244	28	8	10	79	12	5	9	26	1	80	5	2	17	16	405	.319
Meche, G	.000	32	4	0	0	0	0	0	0	0	0	0	0	0	0	3	0	0	0	1	000	.000
Morse, M	.372	21	43	5	16	21	5	0	0	11	0	2	0	3	0	7	1	0	2	0	488	.396
Moyer, J	.333	25	3	0	1	1	0	0	0	1	0	0	0	0	0	1	0	0	0	1	333	.333
Navarro, O	.667	4	3	0	2	2	0	0	0	0	1	0	0	0	0	1	0	0	0	1	667	.667
Perez, E	.253	80	186	22	47	84	10	0	9	33	0	3	3	18	2	33	0	1	8	2	452	.324
Petagine, H	.185	31	27	3	5	10	2	0	1	2	0	0	1	4	0	10	0	0	0	0	370	.313
Pineiro, J	.000	40	4	0	0	0	0	0	0	0	2	0	0	0	0	3	0	0	0	0	0	.000
Quiroz, G	.000	1	2	0	0	0	0	0	0	0	0	0	0	0	0	2	0	0	0	0	0	.000
Reed, J	.217	67	212	27	46	80	6	5	6	17	2	2	2	11	1	31	2	3	5	1	377	.260
Rivera, R	.152	35	99	8	15	25	4	0	2	4	3	0	1	3	0	29	1	0	2	3	253	.184
Sexson, R	.264	158	591	75	156	298	40	0	34	107	0	4	4	64	5	154	1	1	17	4	504	.338
Snelling, C	.250	36	96	14	24	41	6	1	3	8	5	1	4	13	0	38	2	1	0	1	427	.360
Suzuki, I	.322	161	695	110	224	289	20	9	9	49	1	2	5	49	16	71	45	2	2	3	416	.370
Washburn, J	.000	31	2	0	0	0	0	0	0	0	1	0	0	1	0	1	0	0	0	0	0	.000
SEATTLE	.272	162	5670	756	1540	2406	266	42	172	703	38	38	63	404	49	974	106	37	117	88	424	.325

2006 MARINERS PITCHING

PITCHER	W-L	ERA	G	GS	CG	GF	SHO	SV	IP	H	R	ER	HR	HB	BB	IBB	SO	WP	BK	AVG	OPP
Baek, C	4-1	3.67	6	6	0	0	0	0	34.1	26	15	14	6	2	13	0	23	1	0	0	.208
Campillo, J	0-0	15.43	1	0	0	0	0	0	2.1	4	4	4	0	0	0	0	1	0	0	0	.364
Chick, T	0-0	12.60	3	0	0	0	0	0	5.0	7	7	7	0	0	10	0	2	0	0	0	.333
Cruceita, F	0-0	10.80	4	1	0	1	0	0	6.2	10	8	8	2	0	6	0	2	1	0	0	.370
Feierabend, R	0-1	3.71	4	2	0	2	0	0	17.0	15	7	7	3	0	7	0	11	1	2	0	.231
Fruito, E	2-2	5.50	23	0	0	6	1	0	36.0	34	24	22	4	2	24	1	34	4	0	0	.246
Green, S	0-0	4.50	24	0	0	11	0	0	32.0	34	16	16	2	2	13	1	15	2	0	0	.279
Guardado, E	1-3	5.48	28	0	0	15	0	5	23.0	29	14	14	8	0	11	1	22	0	0	0	.308
Harris, J	0-0	5.40	3	0	0	1	0	0	3.1	3	2	2	0	0	0	0	1	0	0	0	.250
Hernandez, F	12-14	4.52	31	31	2	0	1	0	191.0	195	105	96	23	6	60	2	176	11	0	0	.262
Huber, J	2-1	1.08	16	0	0	4	0	0	16.2	10	3	2	0	0	6	1	11	0	0	0	.172
Jimenez, C	0-0	14.73	4	1	0	1	0	0	7.1	13	12	12	4	0	4	0	3	2	0	0	.382
Livingston, B	0-0	18.00	3	0	0	1	0	0	5.0	9	10	10	2	2	6	1	3	0	0	0	.375
Lowe, M	1-0	1.93	15	0	0	3	0	0	18.2	12	4	4	1	2	9	1	20	1	0	0	.190
Matteo, J	9-4	4.19	48	0	0	13	0	0	53.2	62	27	25	6	3	22	8	31	1	0	0	.297
Meche, G	11-8	4.48	32	32	1	0	0	0	186.2	183	106	93	24	8	84	2	156	4	2	0	.256
Moyer, J	6-12	4.39	25	25	2	0	1	0	160.0	179	85	78	25	3	44	3	82	3	1	0	.285
Nageotte, C	0-0	27.00	1	0	0	0	0	0	1.0	2	3	3	1	0	2	1	1	0	0	0	.400
O'Flaherty, E	0-0	4.09	15	0	0	5	0	0	11.0	18	9	5	2	0	6	3	6	2	0	0	.360
Pineiro, J	8-13	6.36	40	25	1	6	0	1	165.2	209	123	117	23	10	64	13	87	4	1	0	.311
Putz, J	4-1	2.30	72	0	0	57	0	36	78.1	59	20	20	4	2	13	1	104	1	0	0	.207
Shermill, G	2-4	4.28	72	0	0	6	0	1	40.0	30	19	19	0	0	27	4	42	0	0	0	.213
Soriano, R	1-2	2.25	53	0	0	14	0	2	60.0	44	15	15	6	2	21	0	65	2	0	0	.204
Washburn, J	8-14	4.67	31	31	0	0	0	0	187.0	198	103	97	25	7	55	2	103	3	0	0	.268
Woods, J	7-4	4.20	37	8	0	10	0	1	105.0	115	51	49	12	2	53	5	66	4	0	0	.278
SEATTLE	78-84	4.60	162	162	6	156	6	47	1446.2	1500	792	739	183	53	560	50	1067	47	6	267	

2006 Designated Hitters

BATTER	BATS	AVG	G	AB	R	H	2B	3B	HR	RBI	BB	SO
Beltre, Adrian	R	.200	1	5	0	1	1	0	0	0	0	1
Bloomquist, Willie	R	.000	2	0	1	0	0	0	0	0	0	0
Borchard, Joe	S	.000	1	0	1	0	0	0	0	0	0	0
Broussard, Ben*	L	.215	45	130	13	28	6	0	4	11	8	38
Dobbs, Greg	L	.333	5	9	1	3	0	0	0	1	0	2
Everett, Carl	S	.231	80	294	34	68	8	0	10	32	25	53
Ibanez, Raul	L	.200	1	5	1	1	0	0	0	0	0	0
Jones, Adam	R	.000	1	0	0	0	0	0	0	0	0	0
Lawton, Matt	L	.000	1	3	1	0	0	0	0	0	1	0
Morse, Mike	R	.400	4	10	3	4	3	0	0	4	1	0
Navarro, Oswaldo	R	.000	1	0	0	0	0	0	0	0	0	0
Perez, Eduardo*	R	.213	36	80	6	7	1	0	1	11	10	20
Sexson, Richie	R	.355	8	31	4	11	2	0	2	6	4	6
Suzuki, Ichiro	L	.125	2	8	1	0	0	0	0	0	1	3

*two teams

2006 MARINERS FIELDING

Pitchers (25)

PLAYER	PCT	G	GS	PO	A	E	TC	DP	TP
Baek,C	.900	6	6	5	4	1	10	0	0
Campillo,J	1.000	1	0	1	0	0	1	0	0
Chick,T	.000	3	0	0	0	0	0	0	0
Cruceta,F	1.000	4	1	1	1	0	2	0	0
Feierabend,R	1.000	4	2	3	2	0	5	0	0
Fruto,E	1.000	23	0	2	5	0	7	1	0
Green,S	1.000	24	0	1	3	0	4	0	0
Guardado,E	1.000	28	0	1	3	0	4	0	0
Harris,J	.000	3	0	0	0	0	0	0	0
Hernandez,F	1.000	31	31	16	25	0	41	0	0
Huber,J	1.000	16	0	3	2	0	5	0	0
Jimenez,C	.000	4	1	0	0	0	0	0	0
Livingston,B	1.000	3	0	1	1	0	2	0	0
Lowe,M	.500	15	0	0	1	1	2	0	0
Mateo,J	.833	48	0	1	4	1	6	1	0
Meche,G	.969	32	32	13	18	1	32	2	0
Moyer,J	.969	25	25	8	23	1	32	4	0
Nageotte,C	1.000	1	0	1	0	0	1	0	0
O'Flaherty,E	1.000	15	0	1	1	0	2	0	0
Pineiro,J	1.000	40	25	24	12	0	36	6	0
Putz,J	.900	72	0	2	7	1	10	0	0
Sherill,G	1.000	72	0	0	7	0	7	0	0
Soriano,R	1.000	53	0	2	3	0	5	0	0
Washburn,J	1.000	31	31	7	24	0	31	0	0
Woods,J	1.000	37	8	6	9	0	15	0	0

CATCHER (3)

PLAYER	PCT	G	GS	PO	A	E	TC	DP	TP
Johjima,K	.993	144	131	882	58	7	947	9	0
Quiroz,G	1.000	1	1	5	0	0	5	0	0
Rivera,R	.987	35	30	220	14	3	237	3	0

FIRST BASE (7)

PLAYER	PCT	G	GS	PO	A	E	TC	DP	TP
Bloomquist,W	1.000	4	0	6	0	0	6	0	0
Broussard,B	.988	90	69	652	59	9	720	70	0
Dobbs,G	1.000	3	0	10	0	0	10	3	0
Morse,M	1.000	2	1	11	0	0	11	2	0
Perez,E	.992	34	28	220	16	2	238	25	0
Petagine,R	1.000	9	2	23	4	0	27	3	0
Sexson,R	.997	150	149	1235	110	4	1349	115	0

SECOND BASE (3)

PLAYER	PCT	G	GS	PO	A	E	TC	DP	TP
Beltre,A	.000	1	0	0	0	0	0	0	0
Bloomquist,W	.962	15	14	20	31	2	53	6	0
Lopez,J	.978	150	148	282	417	16	715	95	0

THIRD BASE (4)

PLAYER	PCT	G	GS	PO	A	E	TC	DP	TP
Beltre,A	.968	155	155	136	323	15	474	32	0
Bloomquist,W	1.000	12	6	5	15	0	20	4	0
Dobbs,G	1.000	2	0	1	0	0	1	0	0
Morse,M	1.000	5	1	0	3	0	3	1	0

SHORTSTOP (4)

PLAYER	PCT	G	GS	PO	A	E	TC	DP	TP
Betancourt,Y	.971	157	156	251	430	20	701	95	0
Bloomquist,W	1.000	17	6	9	23	0	32	3	0
Morse,M	.000	1	0	0	0	0	0	0	0
Navarro,O	.750	2	0	0	3	1	4	2	0

OUTFIELDERS (13)

PLAYER	PCT	G	GS	PO	A	E	TC	DP	TP
Bloomquist,W	1.000	59	41	104	2	0	106	0	0
Bohn, Jr.,T	.875	18	2	7	0	1	8	0	0
Borchard,J	1.000	3	2	4	1	0	5	0	0
Choo,S	.971	43	42	97	3	3	103	1	0
Dobbs,G	1.000	3	0	1	0	0	1	0	0
Everett,C	1.000	2	2	3	0	0	3	0	0
Ibanez,R	.994	157	157	301	11	2	314	0	0
Jones,A	.960	26	23	67	5	3	75	1	0
Lawton,M	1.000	7	6	11	0	0	11	0	0
Morse,M	1.000	9	5	9	1	0	10	0	0
Reed,J	.992	64	55	129	3	1	133	0	0
Snelling,C	.979	34	31	45	1	1	47	1	0
Suzuki,J	.992	159	158	364	9	3	376	3	0

2006 IN REVIEW

2006 Pinch Hitters

BATTER	BATS	AVG	G	AB	R	H	2B	3B	HR	RBI	BB	SO
Bloomquist, Willie	R	.200	5	5	1	1	0	0	0	0	0	0
Bohn, T.J	R	.000	2	2	0	0	0	0	0	0	0	2
Borchard, Joe	S	.000	2	2	0	0	0	0	0	0	0	0
Broussard, Ben	L	.286	8	7	0	2	0	0	0	2	1	3
Dobbs, Greg	L	.294	18	17	3	5	2	1	0	1	0	2
Everett, Carl	S	.111	11	9	2	1	0	0	1	1	2	2
Johjima, Kenji	R	.000	5	5	1	0	0	0	0	0	0	0
Jones, Adam	R	1.000	2	1	0	1	0	0	0	2	0	0
Lawton, Matt	L	.000	1	1	0	0	0	0	0	0	0	1
Lopez, Jose	R	.000	1	1	0	0	0	0	0	0	0	1
Morse, Mike	R	.500	7	6	1	3	0	0	0	0	1	2
Navarro, Oswaldo	R	.500	3	2	0	1	0	0	0	0	0	1
Perez, Eduardo	R	.105	22	19	1	2	0	0	0	2	1	4
Petagine, Roberto	L	.211	23	19	2	4	2	0	1	2	3	5
Reed, Jeremy	L	.250	4	4	0	1	0	0	0	1	0	1
Sexson, Richie	R	.000	1	1	0	0	0	0	0	0	0	1
Snelling, Chris	L	.200	5	5	0	1	0	1	0	0	0	3
Suzuki, Ichiro	L	.000	1	1	0	0	0	0	0	0	0	0

SEATTLE MARINERS 2006 TEAM HIGHLIGHTS

RICHIE SLAMSON...Richie Sexson cracked his single-season, club-record fifth grand slam of the 2006 season Sept. 8, the 14th of his big league career...Richie's slam surpassed Edgar Martinez (4, 2000) for most by a Mariner in one year...the Major League record for slams in a single-season is 6, set by the Yankees Don Mattingly in 1987 and Travis Hafner of Cleveland (2006)...Sexson is one of five players all-time to hit 5 or more slams in single season...the ML record for grand slams in a career is 23, held by Lou Gehrig; Richie's 14 is tied for 12th (with 3 others)... on the active list, Manny Ramirez leads with 20, Ken Griffey Jr. is 2nd with 15; and Richie is tied for third with Mike Piazza...Sexson now has 8 grand slams as a Mariner; putting him fifth on the club's all-time list: 1. Ken Griffey Jr., 12; T2. Jay Buhner, Alvin Davis & Edgar Martinez, 9; 5. Sexson, 8...

EXTRA, EXTRA...Richie Sexson's Sayonara Slam Aug. 8 was the 8th game-ending grand slam home run in Mariners history...five of those slams came in extra innings, including the last one, Bret Boone's 11th inning slam on July 19, 2004 vs. Boston...here's a look at the full list: Sexson, 8/8/06 vs. TB (10th inning); Boone, 7/19/04 vs. BOS (11th); Mike Cameron, 4/22/03 vs. CLE; Mark Whiten, 8/29/96 vs. BAL; Tino Martinez, 7/17/95 vs. DET (10); Jim Presley, 7/17/86 vs. BOS (11); Presley, 4/8/86 vs. CAL (10); Phil Bradley, 4/13/85 vs. MIN...thanks to David Vincent/SABR...

HE JUST HITS...Ichiro Suzuki finished the 2006 season with 224 hits, the most in the Majors...it was the third time in his career Ichiro has led the AL in hits, joining 2001 and 2004...both years he led the AL he also led the Majors...

IT'S LIKE CLOCKWORK...Ichiro Suzuki had 224 hits in 2006...it was his sixth consecutive campaign with at least 200 hits...Willie Keeler holds the ML record with eight straight years (1894-1901) and Wade Boggs holds the AL record with 7 consecutive seasons (1983-89)...Ichiro's six consecutive 200-hit seasons to start a career is a Major League record...Ichiro has 1,353 hits in his ML career, meaning he's averaging 225.5 hits per season for his career...

200-100-40...Ichiro Suzuki finished 2006 with 224 hits, 110 runs scored and 45 steals...he is one of just 30 players in ML history (since 1901) to collect the 200-100-40 trio in one season... Ichiro is one of just six players to do it more than once (he also turned the trick in 2001)... in all, the feat has been accomplished 43 times by 30 different players, including six times by Ty Cobb...here's a look at players who have done it more than once: **6x**, Ty Cobb (1909, 1911, 1912, 1915, 1916, 1917); **4x**, Lou Brock (1964, 1967, 1970, 1971); **3x**, Juan Pierre (2001, 2003, 2004); **2x**, Ichiro Suzuki (2001, 2006), George Sisler (1920, 1922) and Frankie Frisch (1921, 1927)...Mariners PR has the complete list of all 43 times, if you need it...

STEAL AWAY...Ichiro had 45 steals in 2006...here's the Mariners top-10 single-season stolen base list:

1. Harold Reynolds, 1987	60	Julio Cruz, 1982	46
2. Julio Cruz, 1978	59	Alex Rodriguez, 1998	46
3. Ichiro Suzuki, 2001	56	8. Julio Cruz, 1980	45
4. Julio Cruz, 1979	49	9. Brian Hunter, 1999	44
5. Ichiro Suzuki, 2006	46	10. Julio Cruz, 1981	43

MARINERS 200 HIT SEASONS

Player	HITS	YEAR
1. Ichiro	262	2004
2. Ichiro	242	2001
3. Ichiro	224	2006
4. Alex Rodriguez	215	1996
5. Alex Rodriguez	213	1998
6. Ichiro	212	2003
7. Ichiro	208	2002
8. Ichiro	206	2005
Bret Boone	206	2001

MOST HITS

SIX CONSECUTIVE YEARS

Modern Era (post-1900)

Player	HITS	YEAR
1. Ichiro	1,354	2001-06
2. Rogers Hornsby	1,296	1920-25
3. Bill Terry	1,292	1927-32
4. Ty Cobb	1,287	1907-12
5. Wade Boggs	1,274	1983-88
6. Joe Medwick	1,273	1934-39

Pre-1900: Willie Keeler, 1,325, 1894-99; Jesse Burkett, 1319, 1895-1900.
Courtesy: STATS, Inc.

2006 TEAM HIGHLIGHTS (Continued)

TRIPLE YOUR PLEASURE...with his eighth triple of the 2006 season on Sept. 27, Ichiro passed Harold Reynolds for the career franchise record with 49...he picked up his 50th Sept. 29...Seattle had 42 triples in 2006, the third-highest total in their history...they had 52 triples in 1979 and 48 in 1987...

THIEVERY...Ichiro was successful on his final 40 stolen base attempts of 2006, breaking the Seattle **single-season** record previously held by Julio Cruz (28 in 1981) and breaking the **AL single-season record** (Willie Wilson, 32 straight, 1980 w/KC)...it was also the longest streak in the Majors...Ichiro was not caught after April 19...Ichiro also set a new club record (over two seasons) of 40 consecutive steals (prev: Cruz; 32, 9/22/80-6/11/1981)...**Vince Coleman holds the ML single-season record w/44 in 1989...**

EACH DAY ICHIRO...Ichiro did not play Sept. 26, 2006, ending his consecutive games played streak at 396 games; that is a Mariners team record for most consecutive games played...the old record was 293, held by Edgar Martinez...Edgar set the mark over the 1994-1996 seasons...Ichiro pinch-hit Aug. 18, snapping a string of 209 consecutive starts...(his previous non-start was June 26, 2005 at San Diego)...Ichiro played the first 157 games this season, all 162 in 2005 and in the final 77 of 2004...the last day he didn't play was July 10, 2004...

CATCHING UP...Kenji Johjima finished his rookie campaign with 18 homers, matching the Mariners club mark for home runs by a catcher (18, set by Dan Wilson in 1996)...Johjima's 76 RBI trail only Wilson's 83 in 1996...

NOT BAD FOR A ROOKIE...Kenji Johjima's 76 RBI were the second-best RBI season by a rookie catcher in American League history...according to Stats, Inc., among rookie AL catchers since 1901, the top-3 seasons are: 1, Matt Nokes, DET, 1987, 87; 2, **Johjima**, 2006, 76; 3, Bengie Molina, ANA, 2000, 71; 4, Butch Wynegar, MIN, 1976, 69; 5, Darrell Porter, MIL, 1973, 67...

CLOSING TIME...J.J. Putz finished the 206 season as just the fifth Seattle pitcher with 30 or more saves, despite not taking over as closer until May 6...from May 6 to the end of the season J.J. had 34 saves, second in the American League (Francisco Rodriguez, LAA, 39)...here's a look at the top saves seasons in Mariners history...

1. Kazuhiro Sasaki, 2001	45	Eddie Guardado, 2005	36
2. Kazuhiro Sasaki, 2002	37	6. Jose Mesa, 1999	33
Kazuhiro Sasaki, 2000	37	Mike Schooler, 1989	33
T4. J.J. Putz, 2006	36	8. Mike Schooler, 1990	30

ODDS AND ENDS...

- ** Mariners won 22 of 38 games to close out the season after an 11-game losing streak...
- ** on Aug. 20, Mariners fell a season-high 12 under .500...finished the year 6-under at 78-84...
- ** Seattle was 35-38 in second half, including 20-13 in Safeco Field (were just 15-25 on the road in the second half)...
- ** longest winning streak: 6 (Aug. 24-29)...longest losing streak: 11 (Aug. 10-20)...
- ** Seattle was 20-24 in one-run decisions and 16-17 in two-run games...
- ** Seattle swept 6 series in 2006, was swept 10 times...
- ** Seattle batted around nine times in '06 (last: 9/21/06 at CWS); sent 9 men to the plate 8x...
- ** the Mariners were 43-46 at the break...41-40 after 81 games...were 14-4 in Interleague Play...
- ** the game on Aug. 28 vs. Los Angeles lasted only 1:51, the shortest game in Safeco Field history...previously the record had been 1:52, set earlier in 2006 on June 30 vs. Colorado...it was also the fastest game in the Majors this season...

2006 TEAM HIGHLIGHTS (Continued)

SCORE BY INNINGS

	1	2	3	4	5	6	7	8	9	X	Total
Opp	94	81	100	107	97	91	89	75	49	9	792
SEA	85	74	85	81	97	75	80	96	70	13	756

STARTING PITCHERS

INNINGS	Team No. (Team Rec.)	Hernandez (Starter's Rec.)	Meche	Moyer	Pineiro	Washburn	Woods	Baek	Cruceta	Feierabend	Jimenez
0.0-4.2	23 (8-15)	3 (0-2)	4 (0-2)	2 (0-1)	7 (0-6)	3 (0-2)	2 (0-1)	1 (0-1)	1 (0-0)	0 (0-0)	1 (0-0)
5.0-5.2	41 (15-26)	10 (2-6)	11 (4-4)	3 (1-1)	3 (10-2)	7 (1-3)	4 (1-2)	2 (1-0)	0 (0-0)	1 (0-0)	0 (0-0)
6.0-6.2	52 (25-27)	7 (3-3)	7 (2-1)	13 (2-7)	9 (4-2)	13 (5-4)	1 (1-0)	2 (2-0)	0 (0-0)	1 (0-1)	0 (0-0)
7.0-7.2	32 (20-12)	8 (5-3)	8 (4-1)	3 (1-1)	4 (1-2)	7 (2-4)	1 (1-0)	1 (1-0)	0 (0-0)	0 (0-0)	0 (0-0)
8.0-9.0	12 (8-4)	3 (2-0)	2 (1-0)	4 (2-2)	2 (2-0)	1 (0-1)	0 (0-0)	0 (0-0)	0 (0-0)	0 (0-0)	0 (0-0)
Total Starts	161 (77-84)	31 (12-14)	32 (11-8)	25 (6-12)	25 (7-12)	31 (8-14)	8 (3-3)	6 (4-1)	1 (0-0)	2 (0-1)	1 (0-0)
Average Runs Scored/Start:	4.67	4.39	5.22	3.88	4.96	4.61	4.00	4.83	11.00	9.50	10.00
Team's record when starting:	14-17	18-14	10-15	10-15	15-16	4-4	5-1	1-0	0-2	1-0	

MARINER HOME RUNS

RECORD BY HOME RUN...	0	1	2	3	4	5	6	7
	16-50	23-19	26-12	9-2	3-1	1-0	0-0	0-0

HOME RUNS:

- Grand slams (7):** Richie Sexson (5): April 12 @CLE, May 22 vs. BAL, June 10 @LAA, Aug. 8 vs. TB, Sept. 8 vs. TEX; Raul Ibanez: Aug. 27 vs. BOS; Adrian Beltre, Sept. 21 @CWS
- Back-to-back (7):** Jose Lopez & Raul Ibanez, June 2 vs. KC; Ichiro Suzuki & Adrian Beltre, June 10 @LAA; Raul Ibanez & Richie Sexson, July 4 vs. LAA; Richie Sexson & Carl Everett, July 15 @TOR; Ichiro Suzuki & Chris Snelling, Aug. 29 vs. LAA; Ben Broussard & Yuniesky Betancourt, Sept. 3 @TB; Adrian Beltre & Raul Ibanez, Sept. 26 vs. OAK
- Pinch-hit (2):** Roberto Petagine, April 3 vs. LAA; Carl Everett, June 21 @ LAD
- Lead-off (3):** Ichiro Suzuki (3): June 7 vs. MIN, June 16 vs. SF, Aug. 29 vs. LAA
- Inside-the-Park (1):** Adrian Beltre, June 23 vs. BOS
- Game-ending (5):** Carl Everett, April 19 vs. TEX, June 7 vs. MIN; Richie Sexson, July 23 vs. BOS, Aug. 8 vs. TB; Adrian Beltre, Aug. 22 vs. NYY
- Game-winning in last AB on road (1):** Richie Sexson, May 13 at LAA
- Multi (6):** Richie Sexson (3): June 2 vs. KC (2), June 25 @ SD (2), Sept. 22 @CWS (2); Kenji Johjima (2): June 24 @SD (2), June 27 @ARI (2); Raul Ibanez, June 24 @ SD (2); Adrian Beltre, Aug. 22 vs. NYY

DISABLED LIST

Name	TYPE	DL Dates	Injury	Missed	Record
Chris Snelling	15-day	March 31-May 20	recovering from ACL surgery	43	18-25
Julio Mateo	15-day	April 29-May 20	right shoulder tendinitis	19	9-10
Sean Green	15-day	July 3-July 29	back spasms	19	7-12
Rafael Soriano	15-day	July 29 (retro July 20) -Aug. 4	right shoulder fatigue	12	8-4
Chris Snelling	15-day	July 27-Aug. 17	left shoulder impingement	19	7-12
Jeremy Reed	60-day	July 3-Oct. 1	fractured right thumb	79	36-43
Mark Lowe	60-day	Aug. 20-Oct. 1	right elbow tendinitis	39	22-17
Julio Mateo	60-day	Aug. 28-Oct. 1	fractured 4th metacarpal (left hand)	32	17-15
Sean Green	60-day	Sept. 8-Oct. 1	strained right lat muscle	23	12-11
Cha Seung Baek	60-day	Sept. 25-Oct. 1	triceps tendinitis	6	3-3

2006 TEAM HIGHLIGHTS (Continued)

STARTS BY POSITION (team record):

SP – Washburn 31 (15-16), Hernandez 31 (14-17), Meche 32 (18-14), Woods 8 (4-4), Feierabend 2 (0-2), Baek 6 (5-1), Moyer 25 (10-15), Piñeiro 25 (10-15), Cruceta 1 (1-0), Jimenez 1 (1-0)

DH – Broussard 37 (20-17), Perez 19 (10-9), Morse 3 (2-1), Ichiro 2 (0-2), Sexson 8 (4-4), Dobbs 2 (1-1), Ibañez 1 (0-1), Beltre 1 (0-1), Everett 79 (34-45), Lawton 1 (0-1)

C – Johjima 131 (64-67), Rivera 30 (14-16), Quiroz 1 (0-1)

1B – Sexson 149 (74-75), Broussard 9 (2-7), Petagine 2 (0-2), Morse 1 (1-0), Perez 1 (1-0)

2B – Lopez 148 (71-77), Bloomquist 14 (7-7)

3B – Beltre 155 (74-81), Bloomquist 6 (4-2), Morse 1 (0-1)

SS – Betancourt 156 (75-81), Bloomquist 6 (3-3)

LF – Ibañez 158 (76-82), Lawton 1 (0-1), Morse 1 (0-1), Everett 1 (1-0), Snelling 1 (1-0)

CF – Ichiro 38 (22-16), Reed 55 (32-23), Bloomquist 35 (13-22), Jones 23 (9-14), Lawton 5 (1-4), Choo 4 (0-4), Borchard 2 (1-1)

RF – Snelling 30 (17-13), Ichiro 120 (56-64), Bloomquist 5 (2-3), Morse 4 (1-3), Bohn 2 (2-0), Everett 1 (0-1)

MARINERS UPDATE

Series Records 26-22-4
First Game of Series 22-30
 Leading After 6 58-8
 Trailing After 6 13-69
Tied After 6 7-7
 Leading After 7 63-8
 Trailing After 7 5-71
Tied After 7 10-5
 Leading After 8 67-3
 Trailing After 8 4-71
Tied After 8 7-10
 Score First 47-28
 Come-from-behind wins 41
 Last at-bat wins/losses 16-19
 Hit a home run 62-34
 No home runs 16-50

Scoring 4 or more runs 67-32
 Scoring less than 4 runs 11-52
Score in 3 or more innings 56-21
 Out-hit opponent 60-22
 Out-hit by opponent 12-54
Hits even 6-8
 Lineups Used 87
 Players Used (Pitchers) 50 (25)
Transactions (DL) 66 (10)
 Safeco Field Roof Open 40-31
 Safeco Field Roof Closed 3-3
Safeco Field Roof Moved 1-3
 Astro Navy Jersey 13-7
Safeco Field Sellouts 6 (4-2)
 2005 after 161 games 69-92
 2005 after 162 games 69-93

Best ever after 162 games
 116-46 (2001)
 April 11-15
 May 12-17
 June 18-8
 July 11-13
 August 11-17
 Sept./Oct 15-14
 Monday 10-9
 Tuesday 11-14
 Wednesday 15-10
 Thursday 5-10
 Friday 9-17
 Saturday 16-10
 Sunday 12-14

2006 Mariners Highs & Lows

CLUB

LONGEST WINNING STREAK.....	6, Aug. 24-29
LONGEST LOSING STREAK.....	11, Aug. 10-Aug. 20
MOST RUNS, GAME:	
Mariners.....	14, May 31 at Texas Rangers
Opponents.....	14 (3x) last: Aug. 11 at Texas Rangers
MOST RUNS, INNING:	
Mariners.....	8, May 21 vs. San Diego Padres, 2nd inning
Opponents.....	9 (2x), last: Sept. 13 vs. Toronto Blue Jays, 4th inning
MOST HITS, 9-INNING GAME:	
Mariners.....	19, May 1 at Minnesota Twins
Opponents.....	19, Sept. 26 vs. Oakland Athletic
FEWEST HITS, 9-INNING GAME:	
Mariners.....	1, April 8 vs. Oakland Athletics
Opponents.....	2 (2x), last: Aug. 27 vs. Boston Red Sox
MOST HITS, INNING:	
Mariners.....	8, May 31 at Texas Rangers, 3rd inning
Opponents.....	6 (5x), last: Aug. 10 at Texas Rangers, 7th inning
MOST DOUBLES, GAME:	
Mariners.....	5 (5x), last: Sept. 15 at Kansas City Royals
Opponents.....	6 (2x), last: June 7 vs. Minnesota Twins
MOST TRIPLES, GAME:	
Mariners.....	2 (7x), last: July 15 at Toronto Blue Jays
Opponents.....	2, Aug. 19 at Los Angeles Angels of Anaheim
MOST HOME RUNS, GAME:	
Mariners.....	5, June 7 vs. Minnesota Twins, 11 innings
Opponents.....	5 (3x), last: Sept. 24 at Chicago White Sox
MOST STOLEN BASES, 9-INNING GAME:	
Mariners.....	5, Sept. 3 at Tampa Bay Devil Rays
Opponents.....	4 (2x), last: August 8 vs. Tampa Bay
MOST ERRORS, 9-INNING GAME:	
Mariners.....	3, July 17 at New York Yankees
Opponents.....	4 (4x), last: Aug. 19 at Los Angeles Angels of Anaheim
MOST STRIKEOUTS, 9-INNING GAME:	
Mariners hitters.....	12 (4x), last: Sept. 22 at Chicago White Sox
Opponents hitters.....	14, April 18 vs. Texas Rangers
MOST WALKS, 9-INNING GAME:	
Mariners hitters.....	9, April 13 at Cleveland Indians
Opponents hitters.....	11, April 7 vs. Oakland Athletics
MOST LEFT ON BASE, 9-INNING GAME:	
Mariners.....	14, Sept. 3 at Tampa Bay Devil Rays
Opponents.....	16, Aug. 5 vs. Oakland Athletics
LARGEST WINNING MARGIN.....	11, June 3 vs. Kansas City Royals
LARGEST LOSING MARGIN.....	10 (3x), last: Sept. 13 vs. Toronto Blue Jays
LONGEST GAME, INNINGS, HOME.....	13, Sept. 9 vs. Texas Rangers
LONGEST GAME, INNINGS, ROAD.....	14, July 15 at Toronto Blue Jays, 14 innings
SHORTEST GAME, 9-INNINGS, HOME.....	*1:51, Aug. 28 vs. Los Angeles Angels of Anaheim
SHORTEST GAME, 9-INNINGS, ROAD.....	2:00, May 28 at Texas Rangers
LONGEST GAME, 9-INNINGS, HOME.....	3:28, July 22 vs. Boston Red Sox
LONGEST GAME, 9-INNINGS, ROAD.....	3:30, April 13 at Cleveland Indians
LONGEST GAME, EXTRA-INNINGS, HOME.....	4:16, Sept. 9 vs. Texas Rangers
LONGEST GAME, EXTRA-INNINGS, ROAD.....	4:23, July 15 at Toronto Blue Jays, 14 innings
LARGEST CROWD, HOME.....	46,325, July 22 vs. Boston Red Sox
SMALLEST CROWD, HOME.....	16,102, May 8 vs. Tampa Bay Devil Rays
LARGEST CROWD, ROAD.....	54,121, July 19 at New York Yankees
SMALLEST CROWD, ROAD.....	8,839, Sept. 14 at Kansas City Royals

INDIVIDUAL BATTING

LONGEST HITTING STREAK.....	20, Ichiro Suzuki, May 30-June 21
MOST HITS, GAME.....	5, Richie Sexson, June 25 at San Diego Padres
MOST HITS, EXTRA-INNING GAME.....	5 (2x), last: Ichiro Suzuki, Sept. 25 vs. Oakland A's
MOST RUNS, GAME.....	4 (3x), last: Adrian Beltre, June 20 at Los Angeles Dodgers
MOST DOUBLES, GAME.....	2 (14x), last: Richie Sexson, Sept. 6 at Detroit Tigers
MOST TRIPLES, GAME.....	1 (41x), last: Ichiro Suzuki, Sept. 29 vs. Texas Rangers
MOST HOME RUNS, GAME.....	2 (9x), last: Adrian Beltre, Sept. 30 vs. Texas Rangers
MOST RBI, 9-INNING GAME.....	5 (4x), last: Adrian Beltre, June 20 at Los Angeles Dodgers
MOST RBI, EXTRA-INNING GAME.....	4 (3x), last: Raul Ibanez, Sept. 25 vs. Oakland A's
MOST STOLEN BASES, GAME.....	2 (6x), last: Ichiro Suzuki, Sept. 19 at Texas Rangers
GRAND SLAMS (6).....	Richie Sexson, April 12 at Cleveland Indians Richie Sexson, May 22 vs. Baltimore Orioles Richie Sexson, June 10 at Los Angeles Angels of Anaheim Richie Sexson, August 8 vs. Tampa Bay Devil Rays Raul Ibanez, August 27 vs. Boston Red Sox Richie Sexson, Sept. 8 vs. Texas Rangers Adrian Beltre, Sept. 21 at Chicago White Sox

INDIVIDUAL PITCHING

FEWEST HITS ALLOWED (CG):	
Mariners.....	2, Jamie Moyer, June 2 vs. Kansas City Royals
Opponents.....	2, Josh Fogg, June 30 vs. Colorado Rockies
MOST STRIKEOUTS, GAME (STARTER):	
Mariners.....	10, Gil Meche, May 25 vs. Baltimore Orioles
Opponents.....	12, Javier Vazquez, Sept. 21 at Chicago White Sox
MOST STRIKEOUTS, GAME (RELIEVER):	
Mariners.....	4 (6x), last: JJ Putz, Sept. 25 vs. Oakland A's
Opponents.....	5, Willie Eyre, June 8 vs. Minnesota Twins
MOST WALKS, GAME:	
Mariners.....	6 (4x), last: Gil Meche, Aug. 11 at Texas Rangers
Opponents.....	4, John Koronka, April 13 at Cleveland Indians
MOST INNINGS, GAME, STARTER:	
Mariners.....	9.0 (CG, 6x), last: Felix Hernandez, Aug. 28 vs. LA Angels of Anaheim
Opponents.....	9.0 (CG, 3x), last: Jeremmy Sowers, July 28 at Cleveland, Indians
MOST INNINGS, GAME, RELIEVER:	
Mariners.....	6.0 IP, Jake Woods, Sept 15 at Kansas City Royals
Opponents.....	3.1 IP, Elmer Dessens, June 4 vs. Kansas City Royals
LONGEST WINNING STREAK.....	5, Gil Meche, June 5-July 14
LONGEST LOSING STREAK.....	4, Gil Meche, July 25-current
MOST CONSECUTIVE SCORELESS INNINGS:	
Overall.....	17.2 IP, Mark Lowe, July 7-Aug. 14
Starter.....	11.1 IP, Joel Piñeiro, April 9-20
Reliever.....	17.2 IP, Mark Lowe, July 7-Aug. 14

Club Record

^Ties Club Record

*Safeco Field Record

2006 WON-LOST BREAKDOWN

SEASON	HOME W-L	ROAD W-L	TOTAL W-L
SHUTOUTS	4-9	2-6	6-15
SHO-INDIVIDUAL	2-2	0-1	2-3
EXTRA INNINGS	5-2	3-6	8-8
ONE-RUN DECISIONS	12-9	8-15	20-24
TWO-RUN DECISIONS	11-8	5-9	16-17
VS. LH STARTERS	11-11	8-13	19-24
VS. RH STARTERS	33-26	26-34	59-60
GRASS FIELDS	44-37	31-39	75-76
ARTIFICIAL FIELDS	0-0	3-8	3-8
DAY GAMES	11-14	12-13	23-27
NIGHT GAMES	33-23	22-34	55-57
APRIL	6-10	5-5	11-15
MAY	8-5	4-12	12-17
JUNE	8-3	10-5	18-8
JULY	6-8	5-5	11-13
AUGUST	10-5	1-12	11-17
SEPT/OCT.	6-6	9-8	15-14
AT ALL-STAR BREAK	24-24	19-22	43-46
AFTER ALL-STAR BREAK	20-13	15-25	35-48

	HOME W-L	ROAD W-L	TOTALS W-L
VS. AL WEST	11-17	8-21	19-38
VS. LOS ANGELES	4-5	5-5	9-10
VS. OAKLAND	2-8	0-9	2-17
VS. TEXAS	5-4	3-7	8-11
VS. AL CENTRAL	9-10	11-13	20-23
VS. CLEVELAND	1-2	4-2	5-4
VS. CHICAGO	2-1	2-4	4-5
VS. DETROIT	1-5	2-1	3-6
VS. KANSAS CITY	3-1	2-2	5-3
VS. MINNESOTA	2-1	1-4	3-5
VS. AL EAST	17-8	8-11	25-19
VS. BALTIMORE	2-2	4-2	6-4
VS. BOSTON	5-1	1-3	6-4
VS. NEW YORK	2-1	1-2	3-3
VS. TAMPA BAY	5-1	1-2	6-3
VS. TORONTO	3-3	1-2	4-5
VS. NATIONAL LEAGUE	7-2	7-2	14-4
VS. ARIZONA	0-0	3-0	3-0
VS. COLORADO	1-2	0-0	1-2
VS. LOS ANGELES	0-0	2-1	2-1
VS. SAN DIEGO	3-0	2-1	5-1
VS. SAN FRANCISCO	3-0	0-0	3-0

OWNERSHIP AND MANAGEMENT

- Feb. 6, 1976** — Partners Stanley Golub, Danny Kaye, Walter Schoenfeld, Lester Smith, James Stillwell Jr. and James A. Walsh enter into a formal agreement with the A.L. Dick Vertlieb is later named the club's first Executive Director and Lou Gorman is named Director of Baseball Operations.
- May 18, 1978** — Lou Gorman is promoted to General Manager.
- Jan. 17, 1979** — Daniel F. O'Brien is named President and Chief Executive Officer.
- Nov. 6, 1980** — Lou Gorman resigns to accept a position with the New York Mets. President Dan O'Brien assumes responsibility for baseball operations.
- Jan. 14, 1981** — George Argyros becomes principal owner of the Mariners, purchasing majority interest in the club. The sale was approved by the League January 29.
- Oct. 7, 1983** — Hal Keller is promoted from Director of Player Development to Vice President, Baseball Operations and General Manager.
- Oct. 19, 1983** — Chuck Armstrong is named President.
- Oct. 8, 1985** — Dick Balderson is named Vice President, Baseball Operations.
- July 27, 1988** — Woody Woodward is named Vice President, Baseball Operations.
- Oct. 5, 1989** — The Mariners are purchased by a partnership of Jeff Smulyan, Emmis Broadcasting, Michael Browning and the Morgan Stanley Group, Inc. Smulyan assumes the role of Chairman.
- Oct. 24, 1989** — Gary Kaseff is named President.
- July 1, 1992** — The Baseball Club of Seattle, L.P., assumes control of the Mariners. The Board of Directors includes John Ellis (Chairman), Minoru Arakawa, Chris Larson, Howard Lincoln, John McCaw, Frank Shrontz and Craig Watjen. Chuck Armstrong is named President.
- Sept. 27, 1999** — Howard Lincoln is selected Chairman and CEO. John Ellis appointed chairman emeritus.
- Oct. 25, 1999** — Pat Gillick is named Executive Vice President and General Manager of Baseball Operations.
- Nov. 7, 2003** — Bill Bavasi is named Executive Vice President and General Manager of Baseball Operations.

2006 MARINERS DAY-BY-DAY

G	DT	D/N	OPP	W/L	SCORE	WINNER/LOSER/SAVE	RC.	POS	GA/GB	CLUBS	ATTENDANCE
1	4/3	D	LAA	L	4-5	Shields/Sherill (0-1)/Rodriguez	0-1	T2	-1.0	LAA	45,515
2	4/4	N	LAA	W	10-8	Piñero (1-0)/Lackey	1-1	T1	---	LAA/OAK/TEX	20,051
3	4/5	D	LAA	W	6-4	Washburn (1-0)/Weaver/Sherill (1)	2-1	T1	---	OAK	21,394
4	4/6	N	OAK	W	6-2	Meche (1-0)/Loaiza/Putz (1)	3-1	1	+1.0		22,701
5	4/7	N	OAK	L	0-5	Blanton/Hernandez (0-1)	3-2	T1	---	OAK	30,612
6	4/8	N	OAK	L	0-3	Zito/Moyer (0-1)/Street	3-3	3	-1.0	OAK	37,904
7	4/9	D	OAK	L	4-6	Harden/Piñero (1-1)/Street	3-4	3	-2.0	OAK	27,139
4/10 OFF DAY											
8	4/11	N	@CLE	L	5-9	Lee/Washburn (1-1)	3-5	3	-2.0	OAK	17,559
9	4/12	N	@CLE	W	11-9	Woods (1-0)/Byrd/Guardado (1)	4-5	2	-1.0	LAA/OAK	14,773
10	4/13	N	@CLE	W	9-5	Mateo (1-0)/Sauerbeck/Putz (2)	4-5	T2	-0.5	LAA	24,638
11	4/14	N	@BOS	L	1-2	Schilling/Moyer (0-2)/Papelbon	5-6	T2	-0.5	LAA	36,431
12	4/15	D	@BOS	W	3-0	Piñero (2-1)/Wakefield/Guardado (2)	6-6	T1	+0.5	OAK	36,047
13	4/16	D	@BOS	L	2-3	Beckett/Washburn (1-2)/Papelbon	6-7	T2	-0.5	LAA	36,181
14	4/17	D	@BOS	L	6-7	Timlin/Washburn (0-1)	6-8	2	-0.5	LAA/OAK	36,188
15	4/18	N	TEX	L	4-7	Koronika/Hernandez (0-2)/Cordero	6-9	4	-1.5	LAA/OAK	17,927
16	4/19	N	TEX	W	9-6	Putz (1-0)/Cordero	7-9	3	-0.5	LAA/OAK	17,613
17	4/20	N	TEX	L	3-4	Bauer/Guardado (0-2)/Cordero	7-10	4	-1.5	LAA	17,917
18	4/21	N	DET	L	1-2	Maroti/Washburn (1-3)/T. Jones	7-11	4	-1.5	LAA/OAK/TEX	35,237
19	4/22	N	DET	L	0-2	Robertson/Meche (1-1)/Rodney	7-12	4	-2.5	LAA/TEX	27,893
20	4/23	D	DET	L	4-6	Verlander/Hernandez (0-3)/T. Jones	7-13	4	-3.5	LAA/TEX	28,659
21	4/24	N	CWS	W	4-3 (11)	Mateo (2-0)/McCarthy	8-13	4	-3.5	LAA	20,390
22	4/25	N	CWS	L	3-13	Vazquez/Piñero (2-2)	8-14	4	-3.5	LAA/TEX	20,451
23	4/26	N	CWS	W	5-1	Washburn (2-3)/Buehrle	9-14	4	-3.5	LAA	23,848
4/27 OFF DAY											
24	4/28	N	@BAL	L	2-5	Cabrera/Meche (1-2)/Ray	9-15	4	-3.5	LAA	26,934
25	4/29	D	@BAL	W	8-6	Hernandez (1-3)/Brower/Guardado (3)	10-15	4	-2.5	LAA/TEX	34,161
26	4/30	D	@BAL	W	4-3	Moyer (1-2)/Lopez/Guardado (4)	11-15	4	-2.5	TEX	32,421
27	5/1	N	@MIN	W	8-2	PIÑERO (3-2)/Baker	12-15	4	-2.8	TEX	11,796
28	5/2	N	@MIN	L	1-5	Santana/Washburn (2-4)	12-16	4	-3.5	TEX	14,513
29	5/3	N	@CWS	L	5-6 (11)	Jenks/Woods (1-1)	12-17	4	-4.5	TEX	27,569
30	5/4	D	@CWS	L	1-4	Contreras/Hernandez (1-4)/Jenks	12-18	4	-5.5	TEX	26,313
31	5/5	N	CLE	L	4-9	Westbrook/Soriano (0-1)	12-19	4	-5.5	TEX	32,988
32	5/6	N	CLE	W	4-1	Piñero (4-1)/Lee/Putz (3)	13-19	4	-4.5	TEX	28,672
33	5/7	D	CLE	L	0-2	Sabathia/Washburn (2-5)/Wickman	13-20	4	-4.5	TEX	35,562
34	5/8	N	TB	W	6-3	Meche (2-2)/Orvella/Putz (4)	14-20	4	-4.5	TEX	16,102
35	5/9	N	TB	W	8-1	Hernandez (2-4)/Wachter/Soriano (1)	15-20	3	-3.5	OAK/TEX	19,726
36	5/10	D	TB	L	0-1	Kazmir/Moyer (1-3)/Walker	15-21	4	-3.5	TEX	21,801
5/11 OFF DAY											
37	5/12	N	@LAA	L	7-12	Escobar/Piñero (4-3)/Carrasco	15-22	4	-4.5	TEX	43,912
38	5/13	N	@LAA	W	5-4 (13)	Sherrill (1-1)/Gregg/Woods (1)	16-22	4	-4.0	TEX	43,821
39	5/14	D	@LAA	W	9-4	Meche (3-2)/Weaver/Fruto (1)	17-22	3	-3.5	TEX	43,191
5/15 OFF DAY											
40	5/16	N	@OAK	L	6-12	Blanton/Hernandez (2-5)	17-23	4	-4.0	TEX	16,397
41	5/17	N	@OAK	L	2-7	Zito/Moyer (1-4)	17-24	4	-4.0	OAK/TEX	19,208
42	5/18	D	@OAK	L	3-6	Saarfoos/Piñero (4-4)/Street	17-25	4	-5.0	OAK/TEX	18,136
43	5/19	N	SD	W	7-4	Soriano (1-1)/Cassidy	18-25	3	-5.0	OAK	35,338
44	5/20	N	SD	W	6-3	Meche (4-2)/Hensley/Putz (5)	19-25	3	-4.0	OAK/TEX	33,946
45	5/21	D	SD	W	10-8	Hernandez (3-5)/Park/Putz (6)	20-25	3	-3.0	OAK/TEX	37,132
46	5/22	N	BAL	W	8-6	Moyer (2-4)/Bedard/Guardado (5)	21-25	3	-3.0	TEX	18,819
47	5/23	N	BAL	L	4-14	Halama/Piñero (4-5)/Ray	21-26	3	-3.0	TEX	19,435
48	5/24	N	BAL	W	7-4	Washburn (3-5)/Benson/Putz (7)	22-26	3	-2.0	TEX	21,991
49	5/25	D	BAL	L	0-2	Lopez/Meche (4-3)/Ray	22-27	3	-3.0	TEX	23,806
50	5/26	N	@MIN	L	1-3	Liriano/Hernandez (3-6)/Nathan	22-28	3	-4.0	TEX	28,082
51	5/27	N	@MIN	L	5-9	Bonser/Rincon/Moyer (2-5)	22-29	T3	-4.0	TEX	25,305
52	5/28	D	@MIN	L	3-4 (10)	Nathan/Guardado (0-3)	22-30	T3	-5.0	TEX	24,388
53	5/29	N	@TEX	L	0-2	Rheinecker/Washburn (3-6)/Bauer	22-31	4	-6.0	TEX	23,771
54	5/30	N	@TEX	L	4-6	Millwood/Meche (4-4)/Otsuka	22-32	4	-7.0	TEX	18,084
55	5/31	D	@TEX	W	14-5	Hernandez (4-6)/Koronika	23-32	4	-6.0	TEX	19,131
6/1 OFF DAY											
56	6/2	N	KC	W	4-0	MOYER (3-5)/Keppel	24-32	4	-6.0	TEX	28,382
57	6/3	N	KC	W	12-1	Piñero (5-5)/Ehtherton	25-32	T3	-5.0	TEX	29,659
58	6/4	D	KC	L	4-9	Redman/Washburn (3-7)/Dessens	25-33	4	-6.0	TEX	28,886
59	6/5	N	KC	W	4-1	Meche (5-4)/Wood/Putz (8)	26-33	T3	-5.5	TEX	18,409
60	6/6	N	MIN	W	4-2	Hernandez (5-6)/Liriano/Putz (9)	27-33	T3	-5.5	TEX	21,028
61	6/7	N	MIN	W	10-9 (11)	Mateo (3-0)/Crain	28-33	T3	-5.5	TEX	24,785
62	6/8	N	MIN	L	3-7	Santana/Piñero (5-6)	28-34	4	-5.5	TEX	27,341
63	6/9	N	@LAA	W	4-1	Washburn (4-7)/Escobar/Putz (10)	29-34	3	-4.5	TEX	44,114
64	6/10	N	@LAA	W	12-6	Meche (6-4)/Lackey	30-34	3	-4.5	TEX	44,129
65	6/11	D	@LAA	W	6-2	HERNANDEZ (6-6)/Jeff Weaver	31-34	3	-4.0	TEX	42,198
6/12 OFF DAY											
66	6/13	N	@OAK	L	0-2	Blanton/Moyer (3-6)/Street	31-35	3	-3.5	TEX	15,216
67	6/14	N	@OAK	L	2-7	Haren/Piñero (5-7)	31-36	3	-4.5	TEX	20,550
68	6/15	D	@OAK	L	6-9	Loaiza/Washburn (4-8)/Street	31-37	3	-5.0	OAK	16,563

2006 MARINERS DAY BY DAY (Continued)

G	DT	D/N	OPP	W/L	SCORE	WINNER/LOSER/SAVE	REC.	POS	GA/GB	CLUBS	ATTENDANCE
69	6/16	N	SF	W	5-4	Hernandez (7-6)/Lowry/Putz (11)	32-37	3	-5.0	OAK	41,133
70	6/17	D	SF	W	8-1	MECHE (7-4)/ Schmidt	33-37	3	-5.0	OAK	45,229
71	6/18	D	SF	W	5-1	Moyer (4-6)/Wright	34-37	3	-5.0	OAK	45,216
6/19 OFF DAY											
72	6/20	N	@LAD	W	9-4	Piñero (6-7)/Penny/Soriano (2)	35-37	3	-3.5	OAK/TEX	43,949
73	6/21	N	@LAD	W	8-5	Mateo (4-0)/Baez/Putz (12)	36-37	3	-3.5	OAK	40,419
74	6/22	N	@LAD	L	2-4	LOWE/Hernandez (7-7)	36-38	3	-4.0	OAK	46,207
75	6/23	N	@SD	L	1-2 (10)	Linebrink (5-2)/Mateo (4-1)	36-39	3	-5.0	OAK	40,049
76	6/24	N	@SD	W	9-5	Moyer (5-6)/Park	37-39	3	-4.0	OAK	33,349
77	6/25	D	@SD	W	9-4	Sherrill (2-1)/Embree	38-39	3	-4.0	OAK	32,707
6/26 OFF DAY											
78	6/27	N	@ARI	W	11-7	Woods (2-1)/Lyon/Putz (13)	39-39	3	-3.0	OAK	25,061
79	6/28	N	@ARI	W	10-3	Hernandez (8-7)/Ed. Gonzalez	40-39	3	-2.0	OAK	19,706
80	6/29	N	@ARI	W	3-2	Guardado (1-3)/Julio/Putz (14)	41-39	2	-2.0	OAK	20,564
81	6/30	N	COL	L	0-2	FOGG/MOYER (5-7)	41-40	3	-2.0	OAK	31,612
82	7/1	N	COL	W	8-7	Mateo (5-1)/Cortes/Putz (15)	42-40	2	-1.0	OAK	33,638
83	7/2	D	COL	L	3-4 (11)	Fuentes/Mateo (5-2)/King	42-41	2	-1.0	OAK	31,709
84	7/3	N	LAA	L	1-7	Jered Weaver/Hernandez (8-8)	42-42	3	-2.0	OAK	30,632
85	7/4	D	LAA	L	6-14	Santana/Mateo (5-3)	42-43	3	-3.0	OAK	30,853
86	7/5	N	LAA	L	0-4	COLON/Moyer (5-8)	42-44	3	-3.0	OAK	25,009
7/6 OFF DAY											
87	7/7	N	DET	L	1-6	Bonderman/Piñero (6-8)	42-45	3	-3.5	OAK	31,727
88	7/8	N	DET	L	1-2	Miner/Washburn (4-9)/Jones	42-46	4	-3.5	OAK	32,404
89	7/9	D	DET	W	3-2	Meche (8-4)/ROBERTSON/Putz (16)	43-46	4	-2.5	OAK/TEX	37,364
7/10											
7/11 ALL-STAR GAME @PITTSBURGH AL 3, NL 2											
7/12											
7/13 OFF DAY											
90	7/14	N	@TOR	W	5-3	Meche (9-4)/Janssen/Putz (17)	44-46	4	-3.0	OAK/TEX	23,443
91	7/15	D	@TOR	L	6-7 (14)	Downs/Fruto(0-1)	44-47	4	-3.0	OAK/TEX	36,069
92	7/16	D	@TOR	L	3-4 (11)	Downs/Sherrill(0-2)	44-48	4	-4.0	OAK	28,679
93	7/17	N	@NYY	L	2-4	Wang/Washburn(4-10)/Riviera	44-49	4	-4.0	OAK	53,444
94	7/18	N	@NYY	L	4-5 (11)	Proctor/Mateo (5-4)	44-50	4	-5.0	OAK	52,992
95	7/19	D	@NYY	W	3-2	Lowe (1-0)/Johnson/Putz (18)	45-50	4	-5.0	OAK	54,121
7/20 OFF DAY											
96	7/21	N	BOS	L	4-9	Snyder/Moyer (5-9)	45-51	4	-5.0	OAK	46,325
97	7/22	D	BOS	W	5-2	Hernandez (9-8)/Gabbard/Putz (19)	46-51	4	-5.0	OAK	46,125
98	7/23	D	BOS	W	9-8	Putz (2-0)/Timlin	47-51	4	-4.0	OAK	45,975
99	7/24	N	TOR	W	7-8	Piñero (7-8)/Janssen	48-51	4	-3.0	LAA/OAK	29,787
100	7/25	N	TOR	L	3-12	Meche (9-5)/Halladay	48-52	4	-3.0	LAA/OAK	30,793
101	7/26	N	TOR	W	7-4	Moyer (6-9)/Burnett/Putz (20)	49-52	4	-3.0	LAA/OAK	33,629
7/27 OFF DAY											
102	7/28	N	@CLE	L	0-1	SOWERS/Hernandez (9-9)	49-53	4	-4.0	LAA	25,045
103	7/29	N	@CLE	W	3-1	Washburn (5-10)/Westbrook/Putz (21)	50-53	4	-3.5	OAK	27,876
104	7/30	D	@CLE	W	7-3	Woods (3-1)/Carmona/Putz (22)	51-53	4	-3.5	OAK	23,146
105	7/31	N	@BAL	W	10-5	Mateo (6-4)/Loewen	52-53	3	-3.5	OAK	16,620
106	8/1	N	@BAL	L	0-2	Lopez/Moyer (6-10)/Ray	52-54	4	-3.5	OAK	20,226
107	8/2	D	@BAL	W	2-1	Hernandez (10-9)/Bedard/Putz (23)	53-54	4	-3.5	OAK	17,682
8/3 OFF DAY											
108	8/4	N	OAK	L	2-5	Zito/Washburn (5-11)	53-55	4	-4.5	OAK	44,277
109	8/5	D	OAK	L	2-5	Haren/Piñero (7-9)/Street	53-56	4	-5.5	OAK	40,115
110	8/6	D	OAK	L	6-7	Blanton/Meche (9-6)/Street	53-57	4	-6.5	OAK	37,437
111	8/7	N	TB	W	5-4	Mateo (7-4)/Corcoran/Putz (24)	54-57	4	-6.5	OAK	30,735
112	8/8	N	TB	W	5-1 (10)	Mateo (8-4)/Camp	55-57	T3	-6.5	OAK	32,951
113	8/9	D	TB	W	2-0	Washburn (6-10)/Shields (4-6)/Putz (25)	56-57	T3	-5.5	OAK	39,856
114	8/10	N	@TEX	L	2-8	Eaton/Piñero (7-10)	56-58	4	-6.0	OAK	31,763
115	8/11	N	@TEX	L	7-14	Littleton/Meche (9-7)	56-59	4	-7.0	OAK	28,207
116	8/12	N	@TEX	L	4-5	Volquez (1-1)/Moyer (6-11)/Otsuka	56-60	4	-8.0	OAK	35,784
117	8/13	N	@TEX	L	6-10	Millwood/Hernandez (10-10)	56-61	4	-9.0	OAK	29,717
118	8/14	N	@OAK	L	4-5	Kennedy/Soriano (1-2)/Duchscherer	56-62	4	-10.0	OAK	21,859
119	8/15	N	@OAK	L	2-11	Saarloos/Piñero (7-11)	56-63	4	-11.0	OAK	23,726
120	8/16	N	@OAK	L	0-4	Haren/Meche (9-8)	56-64	4	-12.0	OAK	34,077
121	8/17	N	@LAA	L	2-5	Escobar/Moyer (6-12)/Rodriguez	56-65	4	-12.5	OAK	43,813
122	8/18	N	@LAA	L	0-3	Jered Weaver/Hernandez (10-11)/Rodriguez	56-66	4	-12.0	OAK	44,072
123	8/19	N	@LAA	L	7-9	Carrasco/Washburn (6-12)/Rodriguez	56-67	4	-13.0	OAK	44,106
124	8/20	D	@LAA	L	2-3	Donnelly/Putz (2-1)	56-68	4	-14.0	OAK	43,876
8/21 OFF DAY											
125	8/22	N	NYY	W	6-5	Mateo (9-4)/Villone	57-68	4	-13.5	OAK	42,454
126	8/23	N	NYY	L	2-9	Wang/Hernandez (10-12)	57-69	4	-14.5	OAK	41,380
127	8/24	N	NYY	W	4-2	Washburn (7-12)/JOHNSON/Putz (26)	58-69	4	-14.0	OAK	44,634
128	8/25	N	BOS	W	6-0	Woods (4-1)/Schilling	59-69	4	-14.0	OAK	40,817
129	8/26	N	BOS	W	4-3	Putz (3-1)/Timlin	60-69	4	-14.0	OAK	44,779
130	8/27	D	BOS	W	6-3	Baek (1-0)/Snyder/Putz (27)	61-69	4	-13.0	OAK	44,288
131	8/28	N	LAA	W	2-0	HERNANDEZ (11-12)/ESCOBAR	62-69	4	-13.0	OAK	28,748
132	8/29	N	LAA	W	6-4	Washburn (8-12)/Jered Weaver/Putz (28)	63-69	4	-13.0	OAK	29,059

2006 MARINERS DAY BY DAY (Continued)

G	DT	D/N	OPP	W/L	SCORE	WINNER/LOSER/SAVE	REC.	POS	GA/GB	CLUBS	ATTENDANCE
133	8/30	N	LAA	L	3-5	Lackey/Rodriguez/Woods(4-2)	63-70	4	-14.0	OAK	31,269
	8/31	OFF DAY									
134	9/1	N	@TB	L	1-2	McClung/Sherrill (2-3)	63-71	4	-15.0	OAK	11,196
135	9/2	N	@TB	W	4-3	Baek (2-0)/Howell/Putz (29)	64-71	4	-14.0	OAK	14,503
136	9/3	D	@TB	L	6-7	Meadows/Hernandez (11-13)/McClung	64-72	4	-15.0	OAK	14,501
137	9/4	D	@DET	L	2-6	Robertson/Washburn (8-13)	64-73	4	-15.0	OAK	32,948
138	9/5	N	@DET	W	4-3	Piñeiro (8-11)/Miller/Putz (30)	65-73	4	-14.0	OAK	23,583
139	9/6	D	@DET	W	5-4	Huber (1-0)/Zumaya/Putz (31)	66-73	4	-14.0	OAK	23,066
	9/7	OFF DAY									
140	9/8	N	TEX	W	7-2	Baek (3-0)/Millwood/Piñeiro (1)	67-73	4	-14.0	OAK	28,646
141	9/9	N	TEX	W	3-2	Fruto (1-1)/Reinecker	68-73	4	-13.0	OAK	33,454
142	9/10	D	TEX	L	2-4	Wilson/Huber (1-1)/Otsuka	68-74	4	-14.0	OAK	34,321
143	9/11	N	TOR	L	2-6	Lilly/Woods (4-3)	68-75	4	-14.0	OAK	24,462
144	9/12	N	TOR	W	4-2	Meche (10-8)/Marcum/Putz (32)	69-75	4	-13.0	OAK	26,144
145	9/13	D	TOR	L	0-10	Burnett/Baek (3-1)	69-76	4	-14.0	OAK	26,255
146	9/14	N	@KC	L	8-10	Perez/Washburn (8-14)	69-77	4	-14.5	OAK	8,839
147	9/15	N	@KC	W	11-8	Woods (5-3)/Braun	70-77	4	-14.5	OAK	16,412
148	9/16	N	@KC	L	4-7	Redman/Piñeiro(8-12)/Nelson	70-78	4	-15.5	OAK	12,116
149	9/17	D	@KC	W	10-5	Meche (11-8)/Gobble	71-78	4	-15.5	OAK	9,817
150	9/18	N	@TEX	L	1-8	Millwood/Hernandez (11-14)	71-79	4	-15.5	OAK	18,214
151	9/19	N	@TEX	W	9-7 (10)	Huber (2-1)/Wilson/Putz (33)	72-79	4	-15.5	OAK	18,551
152	9/20	N	@TEX	W	6-3	Baek (4-1)/Tejeda/Putz (34)	73-79	4	-15.5	OAK	26,006
153	9/21	N	@CWS	W	9-0	Woods (6-3)/Vazquez	74-79	4	-15.5	OAK	33,976
154	9/22	N	@CWS	W	11-6	Fruto (2-1)/Contreras	75-79	4	-15.5	OAK	37,557
155	9/23	N	@CWS	L	7-11	Haeger/Piñeiro (8-13)	75-80	4	-15.5	OAK	37,400
156	9/24	D	@CWS	L	7-12	Garcia/Feierabend (0-1)	75-81	4	-15.5	OAK	37,518
157	9/25	N	OAK	W	10-9 (10)	Putz (4-1)/Calero	76-81	4	-14.5	OAK	20,982
158	9/26	N	OAK	L	3-12	Woods (6-4)/Harden	76-82	4	-15.5	OAK	19,604
159	9/27	N	OAK	L	6-7 (10)	Sherrill (2-4)/Witasick/Street	76-83	4	-16.5	OAK	23,421
	9/28	OFF DAY									
160	9/29	N	TEX	L	5-6	Padilla/Fruto (2-2)/Wilson	76-84	4	-16.0	OAK	30,766
161	9/30	D	TEX	W	3-1	Hernandez (12-14)/Millwood/Putz (35)	77-84	4	-15.0	OAK	23,310
162	10/1	D	TEX	W	3-2	Woods (7-4)/Tejeda/Putz (36)	78-84	4	-15.0	OAK	28,361
			FINAL RECORD: 78-84			PRE-ASG: 43-46			POST-ASG: 35-38		

Mariners 2006 Transactions

Jan. 4	Carl Everett , OF, signed a one-year contract with a club option for 2007.	March 29	Mike Morse , IF, optioned to triple-A Tacoma.
Jan. 11	Julio Mateo , RHP, agreed to terms on a two-year contract. Scott Atchison , RHP, designated for assignment. Matt Lawton , OF, signed a one-year contract.		Clint Nageotte , RHP, optioned to triple-A Tacoma. Kevin Appier , RHP, re-assigned to Minor League camp. Scott Altchier , RHP, re-assigned to Minor League camp.
Jan. 17	Willie Bloomquist , IF, agreed to terms on a two-year contract.		Francisco Cruzeta , RHP, re-assigned to Minor League camp.
Jan. 20	Scott Atchison , RHP, outrighted to triple-A Tacoma.		Sean Green , RHP, re-assigned to Minor League camp.
Jan. 26	Gil Meche , RHP, signed one-year contract.		Greg Dobbs , IF, re-assigned to Minor League camp.
Feb. 21	Roberto Petagine , IF, agreed to terms on Minor League contract with an invitation to Major League camp.		Jose Morban , IF, re-assigned to Minor League camp.
March 1	Raul Ibanez , OF, signed two-year contract extension.		Cody Ransom , IF, re-assigned to Minor League camp.
March 8	Rich Dorman , RHP, re-assigned to Minor League camp. Chris Jaito , RHP, re-assigned to Minor League camp. Sean Green , RHP, added to camp as Non-Roster Invitee.	March 30	Adam Jones , OF, re-assigned to Minor League camp. Corky Miller , C, re-assigned to Minor League camp. Cody Ransom , IF, traded to the Houston Astros for cash considerations.
March 15	Travis Blackley , LHP, optioned to triple-A Tacoma. Renee Cortez , RHP, optioned to triple-A Tacoma. Cesar Jimenez , LHP, optioned to triple-A Tacoma. Yorman Bazarro , RH, optioned to double-A San Antonio. Wladimir Balentien , OF, optioned to double-A San Antonio. Marcos Carvajal , RHP, optioned to double-A San Antonio. Oswaldo Navarro , optioned to double-A San Antonio.	March 31	Guillermo Quiroz , C, claimed off waivers from the Toronto Blue Jays. Luis Gonzalez , LHP, returned to the Los Angeles Dodgers (Rule 5).
March 17	T.J. Bohn , OF, optioned to triple-A Tacoma.	April 1	Emiliano Fruto , RHP, optioned to triple-A Tacoma. Rene Rivera , C, optioned to triple-A Tacoma. Roberto Petagine , IF, selected from triple-A Tacoma. Chris Snelling , OF, placed on 15-day disabled list while rehabilitating left anterior cruciate ligament. Marcos Carvajal , RHP, designated for assignment.
March 20	Matt Thornton , LHP, traded to the Chicago White Sox in exchange for Joe Borchard , OF.	April 2	Matt Lawton , OF, placed on restricted list. Jeff Harris , RHP, selected from triple-A Tacoma.
March 21	Bobby Livingston , LHP, optioned to triple-A Tacoma. Jeff Clement , C, re-assigned to Minor League camp. Rob Johnson , C, re-assigned to Minor League camp. Adrubal Cabrera , IF, re-assigned to Minor League camp. Todd Sears , IF, re-assigned to Minor League camp. Matt Tuiasosopo , IF, re-assigned to Minor League camp.	April 3	OPENING DAY ROSTER - Pitchers (12): LH Eddie Guardado, RH Jeff Harris, RH Felix Hernandez, RH Julio Mateo, RH Gil Meche, LH Jamie Moyer, RH Joel Piñeiro, RH J.J. Putz, LH George Sherrill, RH Rafael Soriano, LH Jarrod Washburn, LH Jake Woods, Catchers (2): Kenji Johjima, Guillermo Quiroz, Infielders (6): Adrian Beltre, Yuniesky Betancourt, Willie Bloomquist, Jose Lopez, Roberto Petagine, Richie Sexson, Outfielders (5): Joe Borchard, Carl Everett, Raul Ibanez, Jeremy Reed, Ichiro Suzuki, Disabled List: OF Chris Snelling (15-day), Restricted List: OF Matt Lawton.
March 23	Shin-Soo Choo , OF, optioned to triple-A Tacoma.	April 4	Cesar Jimenez , LHP, option transferred from triple-A Tacoma to double-A San Antonio.
March 24	Dave Burba , RHP, released. Fernando Viña , IF, released.		
March 26	Jesse Foppert , RHP, optioned to triple-A Tacoma.		

MARINERS 2006 TRANSACTIONS (Continued)

April 6	Jose De La Cruz , RHP, acquired from the Tampa Bay Devil Rays in exchange for Marcos Carvajal , RHP. Travis Blackley , LHP, option transferred from triple-A Tacoma to double-A San Antonio.	Aug. 7	Carl Everett , OF, cleared waivers and entered free agency.
April 12	Matt Lawton , OF, reinstated from the restricted list. Guillermo Quiroz , C, designated for assignment. Rene Rivera , C, recalled from triple-A Tacoma. Jeff Harris , RHP, optioned to triple-A Tacoma.	Aug. 14	Richie Sexson , IF, placed on bereavement list. Mike Morse , IF, recalled from triple-A Tacoma.
April 16	Guillermo Quiroz , C, outrighted to triple-A Tacoma.	Aug. 15	Chris Snelling , OF, recalled from rehabilitation assignment with triple-A Tacoma.
April 23	Clint Nageotte , RHP, recalled from triple-A Tacoma. Joe Borchard , OF, designated for assignment. Clint Nageotte , RHP, optioned to triple-A Tacoma (post-game).	Aug. 16	Eric O'Flaherty , LHP, selected from triple-A Tacoma. Greg Dobbs , IF, optioned to triple-A Tacoma. Richie Sexson , IF, reinstated from bereavement list.
April 24	Bobby Livingston , LHP, recalled from triple-A Tacoma. Cesar Jimenez , LHP, option transferred from double-A San Antonio to triple-A Tacoma.	Aug. 17	Mike Morse , IF, optioned to triple-A Tacoma. Chris Snelling , OF, reinstated from 15-day disabled list. Sean Green , RHP, optioned to triple-A Tacoma.
April 30	Julio Mateo , RHP, placed on the 15-day disabled list (retroactive to April 29) with right shoulder tendinitis. Sean Green , RHP, selected from triple-A Tacoma. Joe Borchard , OF, claimed off waivers by the Florida Marlins.	Aug. 19	Andrew Baldwin , RHP and Andrew Barb , RHP, acquired from Philadelphia in exchange for Jamie Moyer , LHP.
May 3	Chris Snelling , OF, began rehabilitation assignment with triple-A Tacoma.	Aug. 20	Mark Lowe , RHP, placed on 15-day disabled list (right elbow tendinitis).
May 10	Emiliano Fruto , RHP, recalled from triple-A Tacoma. Bobby Livingston , LHP, optioned to triple-A Tacoma.	Aug. 22	Sean Green , RHP, recalled from triple-A Tacoma. Cha Seung Baek , RHP, selected from triple-A Tacoma. T.J. Bohn , OF, recalled from triple-A Tacoma.
May 14	Julio Mateo , RHP, activated from 15-day disabled list. Emiliano Fruto , RHP, optioned to triple-A Tacoma.	Aug. 27	Adam Jones , OF, optioned to triple-A Tacoma. Mike Morse , IF, recalled from triple-A Tacoma.
May 20	Mike Morse , IF, recalled from triple-A Tacoma. Matt Lawton , OF, designated for assignment. Chris Snelling , OF, recalled from rehabilitation assignment with triple-A Tacoma. Chris Snelling , OF, reinstated from the disabled list and optioned to triple-A Tacoma.	Aug. 28	T.J. Bohn , OF, optioned to triple-A Tacoma. Julio Mateo , RHP, placed on 60-day disabled list (fractured left hand).
May 30	Waivers requested for Matt Lawton , OF, with the purpose of granting him his unconditional release.	Sept. 1	Jon Huber , RHP, selected from triple-A Tacoma.
June 1	Matt Lawton , OF, cleared waivers and entered free agency.	Sept. 8	Emiliano Fruto , RHP, recalled from triple-A Tacoma. Travis Chick , RHP, recalled from double-A San Antonio.
June 8	Emiliano Fruto , RHP, recalled from triple-A Tacoma. Sean Green , RHP, optioned to triple-A Tacoma.		T.J. Bohn , OF, recalled from triple-A Tacoma. Greg Dobbs , IF/OF, recalled from triple-A Tacoma. Cesar Jimenez , LHP, recalled from triple-A Tacoma.
June 24	Sean Green , RHP, recalled from triple-A Tacoma. Emiliano Fruto , RHP, optioned to triple-A Tacoma.		Adam Jones , OF, recalled from triple-A Tacoma. Oswaldo Navarro , IF, recalled from triple-A Tacoma.
June 30	Eduardo Perez , IF, acquired from the Cleveland Indians in exchange for Asdrubal Cabrera , IF.		Francisco Cruceta , RHP, selected from triple-A Tacoma. Ryan Feierabend , LHP, selected from double-A San Antonio.
July 1	Mike Morse , IF, optioned to triple-A Tacoma.		Mark Lowe , RHP, transferred to the 60-day disabled list (right elbow tendinitis).
July 3	Jeremy Reed , OF, placed on 15-day disabled list with a fractured right thumb.		Sean Green , RHP, placed on the 60-day disabled list (right latissimus strain).
	Shin-Soo Choo , OF, recalled from triple-A Tacoma. Sean Green , RHP, placed on 15-day disabled list with back spasms.	Sept. 25	Cha Seung Baek , RHP, placed on the 60-day disabled list (right triceps tendinitis).
	Emiliano Fruto , RHP, recalled from triple-A Tacoma. Eddie Guardado , LHP, traded to Cincinnati Reds with cash considerations in exchange for Travis Chick , RHP.		Jorge Campillo , RHP, recalled from double-A San Antonio.
July 7	Jeremy Reed , OF, transferred to 60-day disabled list with fractured right thumb.	Oct. 10	Waivers requested for Jesse Foppert , RHP, with the purpose of granting him his unconditional release.
July 9	Mark Lowe , RHP, placed on double-A San Antonio. Roberto Petagine , IF, designated for assignment.	Oct. 11	Francisco Cruceta , RHP, claimed off waivers by the Texas Rangers.
July 12	Luis Oliveros , C, selected from double-A San Antonio. Luis Oliveros , C, outrighted to single-A Inland Empire.		Renee Cortez , RHP, outrighted to triple-A Tacoma. Clint Nageotte , RHP, outrighted to triple-A Tacoma.
July 13	Shin-Soo Choo , OF, optioned to triple-A Tacoma. Greg Dobbs , IF, selected from triple-A Tacoma.	Oct. 12	Jesse Foppert , RHP, cleared waivers and entered free agency.
July 14	Waivers requested for Jeff Harris , RHP, with the purpose of granting him his unconditional release. Adam Jones , OF, selected from triple-A Tacoma.	Oct. 28	Gil Meche , RHP, elected free agency.
July 18	Jeff Harris , RHP, cleared waivers and entered free agency.	Nov. 2	Cha Seung Baek , RHP, reinstated from the 60-day DL. Sean Green , RHP, reinstated from the 60-day DL.
July 19	Roberto Petagine , IF, outrighted to triple-A Tacoma.		Mark Lowe , RHP, reinstated from the 60-day DL. Julio Mateo , RHP, reinstated from the 60-day DL.
July 26	Carl Everett , OF, designated for assignment. Chris Snelling , OF, recalled from triple-A Tacoma. Ben Broussard , IF, acquired from the Cleveland Indians in exchange for Shin-Soo Choo , OF, and a PTBNL (Shawn Nottingham , LHP).		Jeremy Reed , OF, reinstated from the 60-day DL. Eduardo Perez , IF, option declined by Seattle.
	Chris Snelling , OF, placed on 15-day disabled list with left shoulder impingement.	Nov. 3	Eduardo Perez , IF, elected free agency.
July 27	Chris Snelling , OF, began rehabilitation assignment with triple-A Tacoma.	Nov. 20	Michael GarciaParra , IF, added to Major League Roster. Bryan LaHair , IF, added to ML roster.
July 29	Rafael Soriano , RHP, placed on 15-day disabled list with right shoulder fatigue.		Ryan Rowland-Smith , LHP, added to ML roster. Michael Wilson , OF, added to ML roster.
Aug. 3	Waivers requested for Carl Everett , OF, with the purpose of granting him his unconditional release. Rafael Soriano , RHP, reinstated from 15-day DL.		T.J. Bohn , OF, claimed off waivers by the Atlanta Braves. Travis Chick , RHP, outrighted to triple-A Tacoma.
Aug. 4	Emiliano Fruto , RHP, optioned to triple-A Tacoma.	Dec. 1	Jorge Campillo , RHP, designated for assignment.
		Dec. 4	Jorge Campillo , RHP, released.
		Dec. 7	Jose Guillen , OF, signed one-year contract with mutual option for 2008.
			Sean White , RHP, acquired from Pittsburgh in exchange for cash considerations.
			Bobby Livingston , LHP, designated for assignment. Horacio Ramirez , LHP, acquired from Atlanta in exchange for Rafael Soriano , rhp.
		Dec. 12	Bobby Livingston , LHP, claimed off waivers by Cincinnati.
		Dec. 18	Jose Vidro , INF, acquired from Washington in exchange for Chris Snelling , OF, and Emiliano Fruto , RHP.

2006 MARINERS HOME ATTENDANCE

GAME NO	DATE	DAY	D/N	OPPONENT	GAME ATTENDANCE	SERIES TOTAL	SEASON TOTAL
1	4/3	Mon	D	Angels	45,509		45,509
2	4/4	Tue	N	Angels	20,051		65,560
3	4/5	Wed	D	Angels	21,409	86,969	86,969
4	4/6	Thu	N	Oakland	22,707		109,676
5	4/7	Fri	N	Oakland	30,612		140,288
6	4/8	Sat	N	Oakland	37,904		178,192
7	4/9	Sun	D	Oakland	27,162	118,385	205,354
8	4/18	Tue	N	Texas	17,929		223,283
9	4/19	Wed	N	Texas	17,613		240,896
10	4/20	Thu	N	Texas	17,917	53,459	258,813
11	4/21	Fri	N	Detroit	35,237		294,050
12	4/22	Sat	N	Detroit	28,020		322,070
13	4/23	Sun	D	Detroit	28,653	91,910	350,723
14	4/24	Mon	N	White Sox	20,381		371,104
15	4/25	Tue	N	White Sox	20,451		391,555
16	4/26	Wed	N	White Sox	23,844	64,676	415,399
17	5/5	Fri	N	Cleveland	32,998		448,397
18	5/6	Sat	N	Cleveland	28,672		477,069
19	5/7	Sun	D	Cleveland	35,573	97,243	512,642
20	5/8	Mon	N	Tampa Bay	16,111		528,753
21	5/9	Tue	N	Tampa Bay	19,729		548,482
22	5/10	Wed	D	Tampa Bay	21,806	57,646	570,288
23	5/19	Fri	N	San Diego	35,356		605,644
24	5/20	Sat	N	San Diego	34,001		639,645
25	5/21	Sun	D	San Diego	37,147	106,504	676,792
26	5/22	Mon	N	Baltimore	18,820		695,612
27	5/23	Tue	N	Baltimore	19,447		715,059
28	5/24	Wed	N	Baltimore	22,023		737,082
29	5/25	Thu	D	Baltimore	23,825	84,115	760,907
30	6/2	Fri	N	Kansas City	28,395		789,302
31	6/3	Sat	N	Kansas City	29,670		818,972
32	6/4	Sun	D	Kansas City	28,914		847,886
33	6/5	Mon	N	Kansas City	18,406	105,385	866,292
34	6/6	Tue	N	Minnesota	21,030		887,322
35	6/7	Wed	N	Minnesota	24,795		912,117
36	6/8	Thu	D	Minnesota	27,353	73,178	939,470
37	6/16	Fri	N	San Francisco	41,140		980,610
38	6/17	Sat	D	San Francisco	45,229		1,025,839
39	6/18	Sun	D	San Francisco	45,216	131,585	1,071,055
40	6/30	Fri	N	Colorado	31,610		1,102,665
41	7/1	Sat	N	Colorado	33,649		1,136,314
42	7/2	Sun	D	Colorado	31,712	96,971	1,168,026
43	7/3	Mon	N	Angels	30,641		1,198,667
44	7/4	Tue	D	Angels	30,857		1,229,524
45	7/5	Wed	N	Angels	25,008	86,506	1,254,532
46	7/7	Fri	N	Detroit	31,730		1,286,262
47	7/8	Sat	N	Detroit	32,404		1,318,666
48	7/9	Sun	D	Detroit	37,364	101,498	1,356,030
49	7/21	Fri	N	Boston	46,325		1,402,355
50	7/22	Sat	D	Boston	46,122		1,448,477
51	7/23	Sun	D	Boston	45,976	138,423	1,494,453
52	7/24	Mon	N	Toronto	29,798		1,524,251
53	7/25	Tue	N	Toronto	30,795		1,555,046
54	7/26	Wed	N	Toronto	33,624	94,217	1,588,670
55	8/4	Fri	N	Oakland	44,280		1,814,126
56	8/5	Sat	D	Oakland	40,127		1,873,077
57	8/6	Sun	D	Oakland	37,503	121,910	1,814,126
58	8/7	Mon	N	Tampa Bay	30,735		1,741,315
59	8/8	Tue	N	Tampa Bay	32,952		1,774,267
60	8/9	Wed	D	Tampa Bay	39,859	103,546	1,814,126

2006 MARINERS HOME ATTENDANCE (Continued)

GAME NO	DATE	DAY	D/N	OPPONENT	GAME ATTENDANCE	SERIES TOTAL	SEASON TOTAL
61	8/22	Tue	N	Yankees	42,454		1,856,580
62	8/23	Wed	N	Yankees	41,383		1,897,963
63	8/24	Thu	N	Yankees	44,637	128,474	1,942,600
64	8/25	Fri	N	Boston	40,823		1,983,423
65	8/26	Sat	N	Boston	44,791		2,028,214
66	8/27	Sun	D	Boston	44,292	129,906	2,072,506
67	8/28	Mon	N	Angels	28,750		2,101,256
68	8/29	Tue	N	Angels	29,060		2,130,316
69	8/30	Wed	N	Angels	31,269	89,079	2,161,585
70	9/8	Fri	N	Texas	28,650		2,190,235
71	9/9	Sat	N	Texas	33,454		2,223,689
72	9/10	Sun	D	Texas	34,336	96,440	2,258,025
73	9/11	Mon	N	Toronto	24,462		2,282,487
74	9/12	Tue	N	Toronto	26,144		2,308,631
75	9/13	Wed	D	Toronto	26,224	76,830	2,334,855
76	9/25	Mon	N	Oakland	20,984		2,355,839
77	9/26	Tue	N	Oakland	19,683		2,375,522
78	9/27	Wed	N	Oakland	23,421	64,088	2,398,943
79	9/29	Fri	N	Texas	30,765		2,429,708
80	9/30	Sat	D	Texas	23,305		2,453,013
81	10/1	Sun	D	Texas	28,362	82,432	2,481,375

* Sellouts (6)

2007 Seattle Mariners Birthdays

January (4)

Rafael Chaves 1/11/68
 Horacio Ramirez... 1/24/79
 Ryan Rowland-Smith..... 1/26/82
 Yuniesky Betancourt..... 1/31/82

February (3)

Eric O'Flaherty..... 2/5/85
 Miguel Batista..... 2/19/71
 J.J. Putz..... 2/22/77

March (1)

Mike Morse..... 3/22/82

April (6)

Michael Garciparra 4/2/83
 Adrian Beltre..... 4/7/79
 Felix Hernandez..... 4/8/86
 George Sherrill..... 4/19/77
 Sean Green..... 4/20/79
 Sean White..... 4/25/81

May (2)

Jose Guillen..... 5/17/76
 Cha Sueng Baek .. 5/29/80

June (6)

Raul Ibanez..... 6/2/72
 Mark Lowe..... 6/7/83
 Kenji Johjima 6/8/76
 Jeremy Reed 6/15/81
 Jim Slaton..... 6/19/50
 Michael Wilson 6/29/83

July (5)

Wladimir Balentien . 7/2/84
 Jon Huber 7/7/81
 Jesse Foppert..... 7/10/80
 Shin-soo Choo 7/13/82
 Rene Rivera 7/31/83

August (6)

Adam Jones 8/1/85
 Julio Mateo 8/2/77
 Jarrod Washburn.. 8/13/74
 Jeff Weaver..... 8/22/76
 Ryan Feirabend 8/22/85
 Jose Vidro..... 8/27/74

September (5)

Jake Woods..... 9/3/81
 Jeff Pentland 9/18/46
 Ben Broussard..... 9/24/76
 John McLaren..... 9/29/51
 Mike Goff..... 9/30/62

October (5)

Oswaldo Navarro.. 10/2/84
 Carlos Garcia..... 10/15/67
 Ichiro Suzuki 10/22/73
 Arthur Rhodes 10/24/69
 Mike Hargrove 10/26/49

November (5)

Travis Blackley..... 11/4/82
 Bryan Lahair 11/5/82
 Cesar Jimenez..... 11/12/84
 Jose Lopez 11/24/83
 Willie Bloomquist 11/27/77

December (3)

Renee Cortez..... 12/9/82
 Richie Sexson..... 12/29/74
 Chris Reitsma..... 12/31/77

OPPONENTS



Ken Griffey Jr.

BALTIMORE ORIOLES



Oriole Park at Camden Yards
333 W. Camden St.
Baltimore, MD 21201
(410) 685-9800

Oriole Park Capacity 48,190
Field Dimensions (L-R) 333-400-318

Chairman of the Board/CEO Peter Angelos
Exec. VP, Baseball Operations Mike Flangan
VP, Baseball Operations Jim Duquette
Field Manager Sam Perlozzo
Trainers Richard L. Bancells, Brian Ebel
Director, Media Relations & Publications Bill Stetka
Manager, Baseball Information Kevin Behan
Traveling Secretary Phil Itzoe
Seattle Hotel Crowne Plaza (206) 464-1980

Seattle vs. Baltimore All-Time

Year	Home	Road	Totals
1977-79	5-11	1-15	6-26
1980-89	24-33	27-30	51-63
1990-96	24-16	19-24	43-40
1997	1-4	3-3	4-7
1998	3-3	2-3	5-6
1999	5-1	0-4	5-5
2000	4-0	3-3	7-3
2001	6-0	2-1	8-1
2002	2-1	2-4	4-5
2003	4-2	1-2	5-4
2004	1-2	1-5	2-7
2005	3-4	0-3	3-7
2006	2-2	4-2	6-4
Total:	84-79	65-99	149-178

Last Seattle Sweep

	at SEA	at BAL
3-Game:	8/29-31/03	9/15-17/00
4-Game:	6/22-25/00	never

Last Baltimore Sweep

	at SEA	at BAL
3-Game:	5/16-18/97	5/24-26/05
4-Game:	never	9/10-13/99

2006 Series Scores

Seattle won series, 6-4

Date	Site	W-L	Scr.	Date	Site	W-L	Scr.
4/28	Bal.	L	2-5	5/24	Sea.	W	7-4
4/29	Bal.	W	8-6	5/25	Sea.	L	0-2
4/30	Bal.	W	4-3	7/31	Bal.	W	10-5
5/22	Sea.	W	8-1	8/1	Bal.	L	0-2
5/23	Sea.	L	4-14	8/2	Bal.	W	2-1

vs. Baltimore

At Kingdome - 59-68
At Safeco - 25-11
At Memorial Stadium (thru 1991) - 37-48
At Camden Yards - 28-51
Total - 149-178

BOSTON RED SOX



Fenway Park
Four Yawkey Way
Boston, MA 02215
(617) 226-6000

Fenway Park Capacity 36,108
Field Dimensions (L-R) 310-420-302

Chairman Thomas C. Werner
Principal Owner John W. Henry
President/CEO Larry Lucchino
Field Manager Terry Francona
General Manager Theo Epstein
Trainers Paul Lessard, Mike Reinold
VP, Media Relations John Blake
Manager, Media Relations Pam Ganley
Traveling Secretary Jack McCormick
Seattle Hotel N/A

Seattle vs. Boston All-Time

Year	Home	Road	Totals
1977-79	3-13	4-12	7-25
1980-89	28-32	26-34	54-66
1990-96	17-22	18-28	35-50
1997	2-4	2-3	4-7
1998	3-2	1-5	4-7
1999	1-3	2-4	3-7
2000	3-3	2-2	5-5
2001	2-1	4-2	6-3
2002	4-2	1-2	5-4
2003	2-1	0-4	2-5
2004	3-3	1-2	4-5
2005	2-1	1-2	3-3
2006	5-1	1-3	6-4
Total:	75-88	64-103	139-191

Last Seattle Sweep

	at SEA	at BOS
3-Game:	8/25-27/06	never
4-Game:	never	never

Last Boston Sweep

	at SEA	at BOS
3-Game:	7/2-4/93	4/10-12/98
4-Game:	never	8/22-25/03

2006 Series Scores

Seattle won series, 6-4

Date	Site	W-L	Scr.	Date	Site	W-L	Scr.
4/14	Bos.	L	1-2	7/22	Sea.	W	5-2
4/16	Bos.	W	3-0	7/23	Sea.	W	9-8
4/16	Bos.	L	2-3	8/25	Sea.	W	6-0
4/17	Bos.	L	6-7	8/26	Sea.	W	4-3
7/21	Sea.	L	4-9	8/27	Sea.	W	6-3

vs. Boston

At Kingdome - 53-73
At Safeco - 22-15
At Fenway Park - 64-103
Total - 139-191

CHICAGO WHITE SOX



U.S. Cellular Field
333 West 35th St.
Chicago, IL 60616
(312) 674-1000

U.S. Cellular Field Capacity 40,615
Field Dimensions (L-R) 330-400-335

Chairman Jerry Reinsdorf
Field Manager Ozzie Guillen
Sr. VP/General Manager Ken Williams
Assistant General Manager Rick Hahn
Trainers Herm Schneider, Brian Ball
Vice President of Communications Scott Reifert
Director, Media Relations Bob Beghtol
Manger, Media Relations Pat O'Connell
Manager of Team Travel Ed Cassin

Seattle Hotel Renaissance Madison
(206) 583-0300

Seattle vs. Chicago All-Time

Year	Home	Road	Totals
1977-79	9-12	12-10	21-22
1980-89	30-32	22-39	52-71
1990-96	22-20	19-26	41-46
1997	3-3	3-2	6-5
1998	6-0	1-4	7-4
1999	4-2	4-2	8-4
2000	2-4	3-3	5-7
2001	5-1	2-1	7-2
2002	2-1	2-4	4-5
2003	4-2	3-0	7-2
2004	2-1	0-6	2-7
2005	1-2	2-4	3-6
2006	2-1	2-4	4-5
Total:	99-81	75-105	167-186

Last Seattle Sweep

	at SEA	at CHI
3-Game:	5/15-17/01	5/2-4/03
4-Game:	8/21-8/98	8/30-9/1/99

Last Chicago Sweep

	at SEA	at CHI
3-Game:	7/30-8/1/93	9/3-5/04
4-Game:	6/23-26/94	9/15-18/83

2006 Series Scores Seattle lost series, 4-5

Date	Site	W-L	Scr.	Date	Site	W-L	Scr.
4/24	Sea.	W	4-3	9/21	Chi.	W	9-0
4/25	Sea.	L	3-13	9/22	Chi.	W	11-6
4/26	Sea.	W	5-1	9/23	Chi.	L	7-11
5/3	Chi.	L	5-6	9/24	Chi.	L	7-12
5/4	Chi.	L	5-4				

vs. Chicago

At Kingdome - 71-69
At Safeco - 21-12
At Comiskey (thru 1990) - 37-52
At U.S. Cellular Field - 35-56
Total - 167-186

CLEVELAND INDIANS



Jacobs Field
2401 Ontario St.
Cleveland, OH 44115
(216) 420-4200

Jacobs Field Capacity 43,415
Field Dimensions (L-R) 325-405-325

Owner & CEO Lawrence J. Dolan
President Paul Dolan
Field Manager Eric Wedge
Exec. VP/GM Mark Shapiro
Trainers Lonnie Soloff, Rick Jameyson
Director, Media Relations Bart Swain
Coordinator, Media Relations Jeff Sibel
Traveling Secretary Mike Seghi

Seattle Hotel Grand Hyatt (206) 774-1234

Seattle vs. Cleveland All-Time

Year	Home	Road	Totals
1977-79	6-10	3-12	9-22
1980-89	27-33	21-39	48-72
1990-96	22-16	17-19	39-35
1997	4-2	4-1	8-3
1998	0-5	2-4	2-9
1999	1-3	2-4	3-7
2000	2-4	0-3	2-7
2001	2-1	3-1	5-2
2002	3-1	1-2	4-3
2003	3-0	3-3	6-3
2004	2-4	2-1	4-5
2005	2-5	1-2	3-7
2006	1-2	4-2	5-4
Total:	75-86	63-93	138-179

Last Seattle Sweep

	at SEA	at CLE
3-Game:	4/22-24/03	5/14-16/91
4-Game:	never	never

Last Cleveland Sweep

	at SEA	at CLE
3-Game:	7/28-30/98	8/18-20/00
4-Game:	never	8/27-30/81

2006 Series Scores Seattle won series, 5-4

Date	Site	W-L	Scr.	Date	Site	W-L	Scr.
4/11	Cle.	L	5-9	7/28	Cle.	L	0-1
4/12	Cle.	W	11-9	7/29	Cle.	W	3-1
4/13	Cle.	W	9-5	7/30	Cle.	W	7-3
5/5	Sea.	L	4-9				
5/6	Sea.	W	4-1				
5/7	Sea.	L	0-2				

vs. Cleveland

At Kingdome - 59-66
At Safeco - 16-20
At Cleveland Stadium (thru 1993) - 36-63
At Jacobs Field - 27-30
Total - 138-179

DETROIT TIGERS

Comerica Park
2100 Woodward
Detroit, MI 48201
(313) 471-2000



Comerica Park Capacity 41,070
Field Dimensions (L-R) 345-420-330

Owner/Director Michael Iltich
President/CEO/GM David Dombrowski
Field Manager Jim Leyland
Trainers Kevin Rand, Steve Carter, Doug Teter
Vice President, Communications Rob Matwick
Manager, Baseball Media Relations Brian Britten
Asst. Manager, Media Relations Rick Thompson
Traveling Secretary Bill Brown

Seattle Hotel Grand Hyatt (206) 774-1234

Seattle vs. Detroit All-Time

Year	Home	Road	Totals
1977-79	7-10	6-10	13-20
1980-89	31-27	17-39	48-66
1990-96	21-18	10-30	31-48
1997	2-3	5-1	7-4
1998	3-2	5-1	8-3
1999	4-2	3-1	7-3
2000	0-3	2-4	2-7
2001	3-1	2-1	5-2
2002	3-0	2-2	5-2
2003	5-1	3-0	8-1
2004	1-2	3-3	4-5
2005	2-1	2-4	4-5
2006	1-5	2-1	3-6
Total:	83-75	62-97	145-172

Last Seattle Sweep

	at SEA	at DET
3-Game:	7/29-31/03	5/16-18/03
4-Game:	never	8/7-9/98

Last Detroit Sweep

	at SEA	at DET
3-Game:	8/14-16/00	7/3-5/95
4-Game:	never	8/1-3/80

2006 Series Scores Seattle lost series, 3-6

Date	Site	W-L	Scr.	Date	Site	W-L	Scr.
4/21	Sea.	L	1-2	9/4	Det.	L	2-6
4/22	Sea.	L	0-2	9/5	Det.	W	4-3
4/23	Sea.	L	4-6	9/6	Det.	W	5-4
7/7	Sea.	L	1-6				
7/8	Sea.	L	1-2				
7/9	Sea.	W	3-2				

vs. Detroit

At Kingdome - 66-62
At Safeco - 17-13
At Tiger Stadium (thru 1999) - 46-82
At Comerica Park - 16-15
Total - 145-172

KANSAS CITY ROYALS



Kauffman Stadium
One Royal Way
Kansas City, MO 64129
(816) 921-8000

Kauffman Stadium Capacity 40,785
Field Dimensions (L-R) 330-410-330

Owner David D. Glass
President Dan Glass
Field Manager Buddy Bell
Senior VP/General Manager Drayton Moore
Trainers Nick Swartz, Frank Kyte
VP, Communications/Broadcasting Mike Swanson
Media Relations Manager David Holtzman
Sr. Director, Team Travel Jeff Davenport

Seattle Hotel The Sheraton (206) 621-9000

Seattle vs. Kansas City All-Time

Year	Home	Road	Totals
1977-79	5-17	8-13	13-30
1980-89	33-32	26-38	59-70
1990-96	22-19	16-29	38-48
1997	4-2	2-3	6-5
1998	4-2	2-2	6-4
1999	2-4	3-3	5-7
2000	5-1	3-3	8-4
2001	1-2	5-1	6-3
2002	3-3	3-0	6-3
2003	2-1	3-3	5-4
2004	4-1	1-1	5-2
2005	3-0	4-2	7-2
2006	3-1	2-2	5-3
Total:	91-85	78-100	169-185

Last Seattle Sweep

	at SEA	at KC
3-Game:	8/15-17/05	4/11-14/05
4-Game:	never	5/25-28/01

Last Kansas City Sweep

	at SEA	at KC
3-Game:	6/12-14/95	6/5-7/92
4-Game:	8/17-20/89	6/2-5/88

2006 Series Scores Seattle won series, 5-3

Date	Site	W-L	Scr.	Date	Site	W-L	Scr.
6/2	Sea.	W	4-0	9/14	KC	L	8-10
6/3	Sea.	W	12-1	9/15	KC	W	11-8
6/4	Sea.	L	4-9	9/16	KC	L	4-7
6/5	Sea.	W	4-1	9/17	KC	W	10-5

vs. Kansas City

At Kingdome - 69-74
At Safeco - 22-11
At Kauffman - 78-100
Total - 169-185

LOS ANGELES ANGELS OF ANAHEIM



Angel Stadium of Anaheim
2000 Gene Autry Way
Anaheim, CA 92806
(714) 940-2000

Angel Stadium Capacity..... 45,050
Field Dimensions (L-R):..... 365-400-365

Owner..... Arturo "Arte" Moreno
President..... Dennis Kuhl
Field Manager..... Mike Scioscia
VP/General Manager..... Bill Stoneman
Asst. General Manager..... Ken Forsch
Trainers..... Ned Bergert, Rick Smith
VP of Communications..... Tim Mead
Director, Communications..... Nancy Mazmanian
Media Relations Manager..... Larry Babcock
Communications Manager..... Eric Kay
Traveling Secretary..... Tom Taylor

Seattle Hotel..... The W Hotel (206) 264-6000

Seattle vs. Angels All-Time

Year	Home	Road	Totals
1977-79	8-14	10-11	18-25
1980-89	29-38	19-41	48-79
1990-96	24-18	25-20	49-38
1997	4-2	2-4	6-6
1998	2-4	1-5	3-9
1999	3-3	3-3	6-6
2000	4-2	4-3	8-5
2001	7-3	8-1	15-4
2002	5-4	5-5	10-9
2003	6-4	5-4	11-8
2004	3-7	4-6	7-13
2005	3-6	6-3	9-9
2006	4-5	5-5	9-10
Total:	102-110	97-111	199-221

Last Seattle Sweep

	at SEA	at LAA
3-Game:	9/12-14/05	6/9-11/06
4-Game:	4/19-22/01	7/7-7/10/05

Last Angels Sweep

	at SEA	at LAA
3-Game:	8/12-14/05	7/19-21/02
4-Game:	7/3-5/06	8/17-20/06

2006 Series Scores Seattle tied series, 9-10

Date	Site	W-L	Scr.	Date	Site	W-L	Scr.
4/3	Sea.	L	4-5	7/3	Sea.	L	1-7
4/4	Sea.	W	10-8	7/4	Sea.	L	6-14
4/5	Sea.	W	6-4	7/5	Sea.	L	0-4
5/12	LAA	L	7-12	8/17	LAA	L	2-5
5/13	LAA	W	5-4	8/18	LAA	L	0-3
5/14	LAA	W	9-4	8/19	LAA	L	7-9
6/9	LAA	W	4-1	8/20	LAA	L	2-3
6/10	LAA	W	12-6	8/28	Sea.	W	2-0
6/11	LAA	W	6-2	8/29	Sea.	W	6-4
				8/30	Sea.	L	3-5

vs. Angels

At Kingdome - 68-78
At Safeco - 30-27
At Angel Stadium - 92-106
Total - 190-211

MINNESOTA TWINS



H.H.H. Metrodome
34 Kirby Puckett Place
Minneapolis, MN 55415
(612) 375-1366

H.H.H. Metrodome Capacity..... 45,423
Field Dimensions (L-R)..... 343-408-327

Owner..... Carl R. Pohlad
President, Twins Sports Inc..... Jerry Bell
President..... Dave St. Peter
Executive VP/General Manager..... Terry Ryan
Field Manager..... Ron Gardenhire
Trainers..... Rick McWane, Dave Pruemer
Mgr., Baseball Communications..... Mike Herman
Mgr., Media & Player Relations..... Dustin Morse
Mgr., Publications/Media Services..... Molly Gallatin
Dir., Team Travel and Baseball Com..... Remzi Kiratli

Seattle Hotel..... Grand Hyatt (206) 774-1234

Seattle vs. Minnesota All-Time

Year	Home	Road	Totals
1977-79	10-11	10-12	20-23
1980-89	34-27	25-40	59-67
1990-96	23-18	19-22	42-40
1997	2-3	4-2	6-5
1998	3-2	6-0	9-2
1999	5-1	3-3	8-4
2000	5-1	4-2	9-3
2001	3-0	5-1	8-1
2002	3-3	1-2	4-5
2003	1-2	5-1	6-3
2004	4-2	0-3	4-5
2005	3-3	1-3	4-6
2006	2-1	1-4	3-5
Total:	98-74	84-95	182-169

Last Seattle Sweep

	at SEA	at MIN
3-Game:	7/27-29/01	9/13-15/96
4-Game:	never	5/29-6/1/03

Last Minnesota Sweep

	at SEA	at MIN
3-Game:	8/9-11/96	5/26-28/06
4-Game:	never	4/25-28/91

2006 Series Scores Seattle lost series, 3-5

Date	Site	W-L	Scr.	Date	Site	W-L	Scr.
5/1	Min.	W	8-2	6/6	Sea.	W	4-2
5/2	Min.	L	1-5	6/7	Sea.	W	10-9
5/26	Min.	L	1-3	6/8	Sea.	L	3-7
5/27	Min.	L	5-9				
5/28	Min.	L	3-4				

vs. Minnesota

At Kingdome - 75-61
At Safeco - 23-13
At Metropolitan Stadium (thru 1980) - 18-17
At Metrodome - 66-78
Total - 182-169

NEW YORK YANKEES

Yankee Stadium
Bronx, NY 10451
(718) 293-4300



Yankee Stadium Capacity..... 56,937
Field Dimensions (L-R)..... 318-408-314
Principal Owner..... George Steinbrenner
President..... Randy Levine
Field Manager..... Joe Torre
Senior VP/General Manager..... Brian Cashman
Trainers..... Gene Monahan, Steve Donahue
Senior Advisor..... Arthur Richman
Asst. Dir. Media Relations..... Jason Zillo
Manager, Media Relations..... Ben Tuliebitz
Traveling Secretary..... David Szen
Seattle Hotel..... N/A

OAKLAND ATHLETICS

McAfee Coliseum
7000 Coliseum Way
Oakland, CA 94621
(510) 638-4900



McAfee Coliseum Capacity..... 34,077
Field Dimensions (L-R)..... 330-400-330
Co-Owner, Managing Partner..... Lewis Wolff
President..... Michael P. Crowley
VP and General Manager..... Billy Beane
Field Manager..... Bob Geren
Trainers..... Larry Davis, Steve Sayles
Director, Public Relations..... Jim Young
Baseball Info, Manager..... Mike Selleck
Traveling Secretary..... Mickey Morabito
Seattle Hotel.... Fairmont Olympic (206) 621-1700

OPPONENTS

Seattle vs. New York All-Time

Year	Home	Road	Totals
1977-79	13-4	2-14	15-18
1980-89	20-38	25-30	45-68
1990-96	24-19	21-21	45-40
1997	3-2	4-2	7-4
1998	2-4	1-4	3-8
1999	0-4	1-5	1-9
2000	3-3	3-1	6-4
2001	1-2	5-1	6-3
2002	2-4	3-0	5-4
2003	1-2	3-3	4-5
2004	2-4	1-2	3-6
2005	3-4	0-3	3-7
2006	2-1	1-2	3-3
Total:	76-91	70-88	146-179

Seattle vs. Oakland All-Time

Year	Home	Road	Totals
1977-79	9-13	6-15	15-28
1980-89	27-34	19-44	46-78
1990-96	18-23	11-32	29-55
1997	3-3	4-2	7-5
1998	4-2	3-3	7-5
1999	4-2	2-4	6-6
2000	2-5	2-4	4-9
2001	5-4	5-5	10-9
2002	6-4	5-4	11-8
2003	7-2	5-5	12-7
2004	5-4	3-7	8-11
2005	3-6	3-6	6-12
2006	2-8	0-9	2-17
Total:	95-110	69-140	164-250

Last Seattle Sweep

	at SEA	at NY
3-Game:	8/26-28/96	5/3-5/02
4-Game:	never	never

Last New York Sweep

	at SEA	at NY
3-Game:	8/7-9/90	5/9-11/05
4-Game:	8/5-8/99	never

2006 Series Scores Seattle tied series, 3-3

Date	Site	W-L	Scr.	Date	Site	W-L	Scr.
7/17	NY	L	2-4	8/22	Sea	W	6-5
7/18	NY	L	4-5	8/23	Sea	L	2-9
7/19	NY	W	3-2	8/24	Sea	W	4-2

vs. New York

At Kingdome - 62-67
At Safeco - 14-24
At Yankee Stadium - 70-88
Total - 146-179

Last Seattle Sweep

	at SEA	at OAK
3-Game:	9/26-28/03	4/10-12/01
4-Game:	8/12-15/91	never

Last Oakland Sweep

	at SEA	at OAK
3-Game:	8/4-6/06	8/14-16/06
4-Game:	never	9/10-13/92

2006 Series Scores Seattle lost series, 2-17

Date	Site	W-L	Scr.	Date	Site	W-L	Scr.
4/6	Sea	W	6-3	8/4	Sea	L	2-5
4/7	Sea	L	0-5	8/5	Sea	L	2-5
4/8	Sea	L	0-3	8/6	Sea	L	6-7
4/9	Sea	L	4-6	8/14	Oak	L	4-5
5/16	Oak	L	6-12	8/15	Oak	L	2-11
5/17	Oak	L	2-7	8/16	Oak	L	0-4
5/18	Oak	L	3-6	9/25	Sea	W	10-9
6/13	Oak	L	0-2	9/26	Sea	L	3-12
6/14	Oak	L	2-7	9/27	Sea	L	6-7
6/15	Oak	L	6-9				

vs. Oakland

At Kingdome - 64-76
At Safeco - 31-34
At McAfee Coliseum - 69-140
Total - 164-250

TAMPA BAY DEVIL RAYS



Tropicana Field
One Tropicana Drive
St. Petersburg, FL 33705
(727) 825-3137

Tropicana Field Capacity..... 41,315
Field Dimensions (L-R)..... 312-402-320

Principal Owner..... Stuart L. Sternberg
President..... Matt Silverman
Exec. VP, Baseball Operations..... Andrew Friedman
Senior VP, Baseball Operations..... Gerry Hunsicker
Field Manager..... Joe Maddon
Sr. VP Admin./Gen. Counsel/CFO..... John Higgins
Trainers..... Ron Porterfield, Paul Harker
VP, Communications..... Rick Vaughn
Director, Communications..... Chris Costello
Traveling Secretary..... Jeff Ziegler
Seattle Hotel..... Seattle Sheraton (206) 621-9000

Seattle vs. Tampa Bay All-Time

Year	Home	Road	Totals
1998	2-3	4-2	6-5
1999	4-2	4-2	8-4
2000	4-2	5-1	9-3
2001	5-1	2-1	7-2
2002	1-2	4-2	5-4
2003	3-3	1-2	4-5
2004	0-3	2-2	2-5
2005	2-1	2-1	4-2
2006	5-1	1-2	6-3
Total:	26-18	25-15	51-33

Last Seattle Sweep

3-Game: at SEA at TB
8/7-9/06 9/18-20/00
4-Game: never never

Last Tampa Bay Sweep

3-Game: at SEA at TB
8/23-25/04 never never
4-Game: never never

2006 Series Scores

Seattle won series, 6-3

Date	Site	W-L	Scr.	Date	Site	W-L	Scr.
5/8	Sea.	W	6-3	9/1	TB	L	1-2
5/9	Sea.	W	8-1	9/2	TB	W	4-3
5/10	Sea.	L	0-1	9/3	TB	L	6-7
8/7	Sea.	W	5-4				
8/8	Sea.	W	5-1				
8/9	Sea.	W	2-0				

vs. Tampa Bay

At Kingdome - 4-4
At Safeco - 22-14
At Tropicana Field - 25-15
Total - 51-33

TEXAS RANGERS



Ameriquest Field in Arlington
1000 Ballpark Way
Arlington, TX 76011
(817) 273-5203

Ameriquest Field in Arlington Capacity..... 48,911
Field Dimensions (L-R)..... 332-400-325

Chairman of the Board & Owner..... Thomas O. Hicks
President..... Jeff Cogen
Field Manager..... Ron Washington
General Manager..... Jon Daniels
Trainers..... Jamie Reed, Kevin Harmon
Sr. Director, Baseball, Media Relations..... Gregg Elkin
Director of Travel..... Chris Lyngos

Seattle Hotel..... The Westin Seattle (206) 728-1000

Seattle vs. Texas All-Time

Year	Home	Road	Totals
1977-79	8-13	10-12	18-25
1980-89	32-33	33-32	65-65
1990-96	25-18	28-17	53-35
1997	3-3	5-1	8-4
1998	4-2	1-5	5-7
1999	2-4	3-4	5-8
2000	4-2	3-3	7-5
2001	8-2	7-3	15-5
2002	7-3	6-4	13-7
2003	6-4	4-6	10-10
2004	5-5	2-7	7-12
2005	3-6	3-7	6-13
2006	5-4	3-7	8-11
Total:	112-99	108-108	220-207

Last Seattle Sweep

3-Game: at SEA at TEX
6/4-6/01 9/24-26/01
4-Game: 9/16-19/06 4/12-15/02

Last Texas Sweep

3-Game: at SEA at TEX
4/13-15/99 8/10-13/06
4-Game: 4/6-9/92 9/15-18/05

2006 Series Scores Seattle lost series, 8-11

Date	Site	W-L	Scr.	Date	Site	W-L	Scr.
4/18	Sea.	L	4-7	9/8	Sea.	W	7-2
4/19	Sea.	W	9-6	9/9	Sea.	W	3-2
4/20	Sea.	L	3-4	9/10	Sea.	L	2-4
5/29	Tex.	L	0-2	9/18	Tex.	L	1-8
5/30	Tex.	L	4-6	9/19	Tex.	W	9-7
5/31	Tex.	W	14-5	9/20	Tex.	W	6-3
8/10	Tex.	L	2-8	9/29	Sea.	L	5-6
8/11	Tex.	L	7-14	9/30	Sea.	W	3-1
8/12	Tex.	L	4-5	10/1	Sea.	W	3-2
8/13	Tex.	L	6-10				

vs. Texas

At Kingdome - 74-73
At Safeco - 38-21
At Arlington Stadium (thru 1993) - 57-56
Ameriquest Field - 51-52
Total - 220-207

TORONTO BLUE JAYS

Rogers Centre
1 Blue Jays Way, Suite 3200
Toronto, Ontario M5V 1J1
(416) 341-1000

Rogers Centre Capacity..... 50,516
Field Dimensions (L-R)..... 328-400-328

President/CEO..... Paul Godfrey
Field Manager..... John Gibbons
Sr. VP & GM..... J.P. Ricciardi
Trainers..... George Poulos, Dave Abraham
VP, Communications..... Jay Stenhouse
Manager, Public Information..... Mal Romain
Manager, Team Travel..... Mike Shaw

Seattle Hotel..... The Fairmont (206) 621-1700

Seattle vs. Toronto All-Time

Year	Home	Road	Totals
1977-79	10-6	10-6	20-12
1980-89	25-32	20-37	45-69
1990-96	12-25	19-17	31-42
1997	5-1	3-2	8-3
1998	2-4	2-3	4-7
1999	4-2	3-0	7-2
2000	3-1	5-1	8-2
2001	3-3	3-0	6-3
2002	2-1	4-2	6-3
2003	2-2	1-2	3-4
2004	1-2	1-5	2-7
2005	2-1	2-5	4-6
2006	3-3	1-2	4-5
Total:	74-83	74-82	148-165

Last Seattle Sweep

	at SEA	at TOR
3-Game:	8/20-22/79	5/11-13/01
4-Game:	never	never

Last Toronto Sweep

	at SEA	at TOR
3-Game:	7/5-7/91	7/19-21/04
4-Game:	never	never

2006 Series Scores Seattle lost series, 4-5

Date	Site	W-L	Scr.	Date	Site	W-L	Scr.
7/14	Tor.	W	5-3	9/11	Sea.	L	2-6
7/15	Tor.	L	6-7	9/12	Sea.	W	4-2
7/16	Tor.	L	3-4	9/13	Sea.	L	0-10
7/24	Sea.	W	7-3				
7/25	Sea.	L	3-12				
7/26	Sea.	W	7-4				

vs. Toronto

At Kingdome - 56-70
At Safeco - 18-13
At Exhibition Stadium (thru 6/4/89) - 29-41
At Rogers Centre - 45-43
Total - 148-165

NATIONAL LEAGUE CHICAGO CUBS



Wrigley Field
1060 W. Addison
Chicago, IL 60613-4397
(773) 404-2827

Wrigley Field Capacity..... 41,118
Field Dimensions (L-R):..... 355-400-353

President and CEO..... Andy MacPhail
Vice President/General Manager..... Jim Hendry
Field Manager..... Lou Piniella
Exec. VP, Business Operations..... Mark McGuire
Director, Baseball Operations..... Scott Nelson
Trainers..... Mark O'Neal and Ed Halbur
Director, Public Relations..... Peter Chase
Manager, Media Information..... Jason Carr
Traveling Secretary..... Jimmy Bank

Seattle vs. Chicago All-Time

Year	Home	Road	Totals
2002	1-2	---	1-2
Total:	1-2	---	1-2

Last Seattle Sweep

	at SEA	at ARI
3-Game:	never	never
4-Game:	never	never

Last Chicago Sweep

	at SEA	at ARI
3-Game:	never	never
4-Game:	never	never

vs. Chicago

At Safeco - 1-2
At Wrigley Field - 0-0
Total - 1-2

VS. THE NATIONAL LEAGUE

The Mariners finished their tenth year of interleague play with a 14-4 mark for 2006 and are now 98-78 in the 10 seasons of interleague play. Seattle was 7-2 at home and 7-2 on the road last season. In 10 seasons, the Mariners have compiled a 54-34 record at home and a 44-44 road record versus National League foes. Here's a closer look at 2006 results:

at Arizona	3-0
vs. Colorado	1-2
at Los Angeles	2-1
vs. San Diego	5-1
vs. San Francisco	3-0

CINCINNATI REDS



Great American Ball Park
100 Main St.
Cincinnati, OH 45202
(513) 765-7000

Great American Ball Park Capacity..... 50,449
Field Dimensions (L-R):..... 328-404-325

President/Chief Executive OfficerBob Castellini
Exec. VP/Chief Operating Officer.....John L. Allen
Field Manager.....Jerry Narron
Exec. VP/General Manager.....Wayne Krivsky
VP/Assistant General Manager.....Dean Taylor
Trainers.....Mark Mann, Steve Baumann, John Walker
Director of Media Relations.....Rob Butcher
Traveling Secretary.....Gary Wahoff

Seattle Hotel.....The Westin Seattle (206) 728-1000

Seattle vs. Cincinnati All-Time

Year	Home	Road	Totals
2002	---	3-0	3-0
Total:	---	3-0	3-0

Last Seattle Sweep

3-Game: at SEA never at CIN 6/18-20/02
4-Game: never never

Last Cincinnati Sweep

3-Game: at SEA never at CIN never
4-Game: never never

vs. Cincinnati

At Safeco ---
At Great American Ball Park - 3-0
Total - 3-0

HOUSTON ASTROS



Minute Maid Park
Union Station at Minute Maid Park
501 Crawford, Suite 400
Houston, TX 77002
(713) 259-8000

Minute Maid Park Capacity.....56,000
Field Dimensions (L-R):..... 315-435-326

Chairman & CEO..... Drayton McLane, Jr.
President, Baseball Operations..... Tal Smith
President, Business Operations..... Pam Gardner
Field Manager..... Phil Gardner
General Manager..... Tim Purpura
Asst. GM/Dir., Player Development..... Ricky Bennett
Senior VP of Communications..... Jay Lucas
Director, Media Relations..... Jimmy Stanton
Director, Team Travel..... Barry Waters

Seattle vs. Houston All-Time

Year	Home	Road	Totals
2002	---	2-1	2-1
2004	1-2	---	1-2
Total:	1-2	2-1	3-3

Last Seattle Sweep

3-Game: at SEA never at LAD never
4-Game: never never

Last Houston Sweep

3-Game: at SEA never at LAD never
4-Game: never never

vs. Houston

At Safeco - 1-2
At Minute Maid Park - 2-1
Total - 3-3

OPPONENTS

MARINERS HOME RUNS BY NATIONAL LEAGUE BALLPARK

Player	ARI	ATL	CHI	CIN/ GA	COL	FLA	HOU/ MM	LAD	MIL/ MP	NY	PIT/ PNC	PHI/ CBP	STL/ NB	SD/ PET	SF/ ATT	WAS
Batista	0	0	0	0	0	0	0	1	0	0	0	1/0	0	0	0	0
Beltre*	10	2	4	5/2	15	5	5/4	66	4/2	1	4/2	4/1	2/0	6/2	4/3	0
Betancourt	0	0	0	0	0	0	0	1	0	0	0	0	0	0	0	0
Broussard	0	0	0	1/1	0	0	0	0	0	0	0	0	0	0	0	0
Burroughs	1	0	0	0	2	0	0	3	1/1	0	0	0	0	3/1	0	0
Guillen**	4	5	4	14/12	6	2	4/2	3	4/3	2	21/6	2/2	3/0	0	3/2	3
Ibanez	1	0	1	0	0	1	0	1	0	1	0	0	0	3/3	0	0
Johjima	2	0	0	0	0	0	0	1	0	0	0	0	0	2/2	0	0
Ordonez	0	0	1	0	0	2	1/0	1	0	2	0	2/0	0	0	0	0
Reed	1	0	0	0	0	0	0	1	0	0	0	0	0	0	0	0
Rivera	0	0	0	0	0	0	0	0	0	0	0	0	0	1/1	0	0
Sexson^	12	4	7	7/2	6	0	8/8	4	72/64	4	4/4	2/0	5/0	7/5	4/4	1
Vidro^^	1	10	1	0	7	2	4/4	0	4/2	10	5/2	6/3	2/0	3/0	2/1	5

*Beltre hit 6 HR in Montreal. **Guillen hit 1 HR in Hiram Bithorn. ^Sexson hit 1 HR in Montreal ^^Vidro hit 43 HR in Montreal & 3 HR in Hiram Bithorn.

NATIONAL LEAGUE

PITTSBURGH PIRATES



PNC Park
115 Federal Street
Pittsburgh, PA 15212
(412) 323-5000

PNC Park Capacity 38,496
Field Dimensions (L-R) 325-399-320

CEO & Managing General Partner Kevin McClatchy
Senior VP & CFO Jim Plake
Field Manager Jim Tracey
Senior VP & General Manager Dave Littlefield
Head Athletic Trainer Brad Henderson
Director, Media Relations Jim Trdinich
Traveling Secretary Greg Johnson

Seattle Hotel The Westin Seattle (206) 728-1000

SAN DIEGO PADRES



PETCO Park
100 Park Blvd.
San Diego, CA 92101
(619) 795-5000

PETCO Park Capacity 42,445
Field Dimensions (L-R) 334-396-322

Chairman John Moores
CEO Sandy Alderson
President Dick Freeman
Field Manager Bud Black
Exec. VP/General Manager Kevin Towers
Trainers Todd Hutcheson, Paul Navarro
Director, Media Relations Warren Miller
Manager, Media Relations Leah Tobin
Director Team Travel Brian Prilaman

Seattle Hotel Westin Bellevue (425) 638-1000

Seattle vs. Pittsburgh All-Time

Year	Home	Road	Totals
2004	---	3-0	3-0
Total:	---	3-0	3-0

Last Seattle Sweep

	at SEA	at S.D.
2-Game:	never	never
3-Game:	never	never

Last Pittsburgh Sweep

	at SEA	at S.D.
2-Game:	never	7/2-3/97
3-Game:	never	never

vs. Pittsburgh

At Safeco - ---
At PNC Park - 3-0
Total - 3-0

MOST CAREER HOME RUNS BY OPPOSING PLAYERS AT SAFECO FIELD

Rafael Palmeiro	17
Eric Chavez	15
Alex Rodriguez	13
Garret Anderson	12
Manny Ramirez	12
Jason Giambi	10
Carlos Lee	8
Tim Salmon	8

Seattle vs. San Diego All-Time

Year	Home	Road	Totals
1997	1-1	0-2	1-3
1998	1-1	1-1	2-2
1999	1-2	1-2	2-4
2000	2-1	1-2	3-3
2001	2-1	2-1	4-2
2002	-	1-2	1-2
2003	1-2	1-2	2-4
2004	1-2	-	1-2
2005	2-1	1-2	3-3
2006	3-0	2-1	5-1
Total:	14-11	10-15	24-26

Last Seattle Sweep

	at SEA	at S.D.
2-Game:	never	never
3-Game:	never	never

Last San Diego Sweep

	at SEA	at S.D.
2-Game:	never	7/2-3/97
3-Game:	never	never

2006 Series Scores Seattle won series, 5-1

Date	Site	W-L	Scr.	Date	Site	W-L	Scr.
5/19	Sea.	W	7-4	6/23	SD	L	1-2
5/20	Sea.	W	6-3	6/24	SD	W	9-5
5/21	Sea.	W	10-8	6/25	SD	W	9-4

vs. San Diego

At Kingdome - 2-2
At Safeco - 12-9
At Qualcomm Stadium - 7-12
At Petco Field - 3-3
Total - 24-26

HISTORY



Edgar Martinez

MARINERS YEAR-BY-YEAR

1977-2006

YEAR	PLACE	W	L	PCT	GB	CLUB	MANAGER
1977	Sixth	64	98	.395	38	KC	Darrell Johnson
1978	Seventh	56	104	.350	35	KC	Darrell Johnson
1979	Sixth	67	95	.414	21	CAL	Darrell Johnson
1980	Seventh	59	103	.364	38	KC	Darrell Johnson (39-65) Maury Wills (Aug. 4, 20-38)
1981-1st	Sixth	21	36	.368	14.5	OAK	Maury Wills (6-18) Rene Lachemann (May 6, 15-18)
-2nd	Fifth	23	29	.442	6.5	KC	Rene Lachemann
1982	Fourth	76	86	.469	17	CAL	Rene Lachemann
1983	Seventh	60	102	.370	39	CHI	Rene Lachemann (26-47) Del Crandall (June 25, 34-55)
1984	Fifth	74	88	.457	10	KC	Del Crandall (59-76) Chuck Cottier (Sept. 1, 15-12)
1985	Sixth	74	88	.457	17	KC	Chuck Cottier
1986	Seventh	67	95	.414	25	CAL	Chuck Cottier (9-19) Marty Martinez (May 8, 0-1) Dick Williams (May 9, 58-75)
1987	Fourth	78	84	.481	7	MIN	Dick Williams
1988	Seventh	68	93	.422	35.5	OAK	Dick Williams (23-33) Jim Snyder (June 6, 45-60)
1989	Sixth	73	89	.451	26	OAK	Jim Lefebvre
1990	Fifth	77	85	.475	26	OAK	Jim Lefebvre
1991	Fifth	83	79	.512	12	MIN	Jim Lefebvre
1992	Seventh	64	98	.395	32	OAK	Bill Plummer
1993	Fourth	82	80	.506	12	CHI	Lou Piniella
1994	Third	49	63	.438	2	TEX	Lou Piniella
1995	First	79	66	.545	+1	CAL	Lou Piniella
1996	Second	85	76	.528	4.5	TEX	Lou Piniella
1997	First	90	72	.556	+6	ANA	Lou Piniella
1998	Third	76	85	.472	11.5	TEX	Lou Piniella
1999	Third	79	83	.488	16	TEX	Lou Piniella
2000	Second#	91	71	.562	.5	OAK	Lou Piniella
2001	First	116	46	.716	+14	OAK	Lou Piniella
2002	Third	93	69	.574	10	OAK	Lou Piniella
2003	Second	93	69	.574	3	OAK	Bob Melvin
2004	Fourth	63	99	.389	29	ANA	Bob Melvin
2005	Fourth	69	93	.426	26	LAA	Mike Hargrove
2006	Fourth	78	84	.481	15	OAK	Mike Hargrove

AL Wild Card

MARINERS 30 SEASON BATTING TOTALS

YEAR	AVG.	G	AB	R	H	2B	3B	HR	RBI	BB	SO	SB-CS	GDP	LOB	SHO
1977	.256	162	5460	624	1398	218	33	133	589	426	769	110-67	114	1081	9
1978	.248	160	5358	614	1327	229	37	97	571	522	702	123-47	112	1097	15
1979	.269	162	5544	711	1490	250	52	132	676	515	725	126-52	158	1145	7
1980	.248	163	5489	610	1359	211	35	104	564	483	727	116-62	136	1095	14
1981	.251	110	3780	426	950	148	13	89	406	329	553	100-50	70	759	9
1982	.254	162	5626	651	1431	259	33	130	614	456	806	131-82	113	1079	6
1983	.240	162	5336	558	1280	247	31	111	536	460	840	144-80	113	1034	15
1984	.258	162	5546	682	1429	244	34	129	635	519	871	116-62	100	1184	9
1985	.261	162	5521	719	1410	277	38	171	686	564	942	94-34	147	1143	8
1986	.253	162	5498	718	1392	243	41	158	681	572	1148	93-76	125	1104	13
1987	.272	162	5508	760	1499	282	48	161	717	500	863	174-73	132	1081	9
1988	.257	161	5436	664	1397	271	27	148	617	461	787	95-61	135	1044	14
1989	.257	162	5512	694	1417	237	29	134	653	489	838	81-55	109	1113	9
1990	.259	162	5474	640	1419	251	26	107	610	596	749	105-51	140	1227	15
1991	.255	162	5494	702	1400	268	29	126	665	588	811	97-44	139	1150	10
1992	.263	162	5564	679	1466	278	24	149	638	474	841	100-55	148	1120	14
1993	.260	162	5494	734	1429	272	24	161	681	624	901	91-68	132	1200	9
1994	.269	112	3883	569	1045	211	18	153	549	372	652	48-21	87	784	3
1995	.276	145	4996	796	1377	276	20	182	767	549	871	110-41	109	1033	2
1996	.287	161	5668	993	1625	343	19	245	954	670	1052	90-39	121	1238	3
1997	.280	162	5614	925	1574	312	21	264	890	626	1110	89-40	126	1148	4
1998	.276	161	5628	859	1553	321	28	234	822	558	1081	115-39	107	1189	6
1999	.269	162	5572	859	1499	263	21	244	825	610	1095	130-45	114	1147	9
2000	.269	162	5497	907	1481	300	26	198	869	775	1073	122-56	129	1247	5
2001	.288	162	5680	927	1637	310	38	169	881	614	989	174-42	112	1257	4
2002	.275	162	5569	814	1531	285	31	152	771	629	1003	137-58	123	1239	7
2003	.271	162	5561	795	1509	290	33	139	759	586	989	108-37	130	1202	10
2004	.270	162	5722	698	1544	276	20	136	658	492	1050	110-42	131	1241	12
2005	.256	162	5507	699	1408	289	34	130	657	466	986	102-47	115	1076	5
2006	.272	162	5670	756	1540	266	42	172	703	404	974	106-37	117	1110	15
Totals	.264	4737	162207	21783	42816	7927	905	4658	20644	15929	1233	3337-1564	3654	33566	270

MARINERS 30 SEASON TOTALS (continued)

MARINERS 30 SEASON PITCHING TOTALS

YEAR	W-L	ERA	G	CG	SHO	SV	IP	H	AB	AVG	R	ER	HR	HB	BB	SO	WP
1977	64-98	4.83	162	18	1	31	1433.0	1508	5551	.272	*855	*769	*194	*61	578	785	51
1978	56- 104	4.69	160	28	4	20	1419.0	*1540	5498	.280	*834	*739	*155	*41	567	630	31
1979	67-95	4.58	162	37	7	26	1438.0	1567	5575	.281	820	731	165	33	571	736	43
1980	59- *103	4.38	*163	31	7	26	1457.0	*1565	5639	.278	793	709	*159	27	540	703	31
1981	44-65	4.23	110	10	5	23	*997.0	*1039	3830	.264	*521	*469	76	16	360	478	40
1982	76-86	3.88	162	23	11	39	*1476.1	1431	5584	.256	712	636	173	25	547	1002	57
1983	60- *102	4.12	162	25	9	39	1418.1	1455	5425	.268	740	649	145	40	544	910	49
1984	74-88	4.31	162	26	4	35	1442.0	1497	5542	.270	774	690	138	40	*619	972	47
1985	74-88	4.68	162	23	6	30	1432.0	1456	5496	.265	818	744	154	41	*637	868	61
1986	67- *95	4.65	162	33	5	27	1439.2	*1590	5626	.283	835	744	171	49	585	944	46
1987	78-84	4.49	162	39	10	33	1430.2	1503	5533	.272	801	713	199	28	497	919	47
1988	68-93	4.15	161	28	11	28	1428.0	1385	5408	.256	744	659	144	36	558	981	50
1989	73-89	4.00	162	15	10	44	1438.0	1422	5480	.259	728	639	114	42	560	897	47
1990	77-85	3.69	162	21	7	41	1443.1	1319	5420	.243	680	592	120	41	606	1064	69
1991	83-79	3.79	162	10	13	48	1464.1	1387	5486	.253	674	616	136	47	628	1003	82
1992	64- *98	4.55	162	21	9	30	1445.0	1467	5519	.266	*799	730	129	60	*661	894	61
1993	82-80	4.20	162	22	10	41	1453.2	1421	5483	.259	731	678	135	66	605	1083	57
1994	49-63	4.99	112	13	7	21	984.0	1051	3836	.274	616	546	109	28	486	763	41
1995	79-66	4.50	145	9	8	39	1289.1	1343	5013	.268	708	644	149	47	591	1068	50
1996	85-76	5.21	161	4	4	34	1431.2	1562	5596	.279	895	829	216	60	605	1000	37
1997	90-72	4.78	162	9	8	38	1447.2	1500	5595	.267	833	769	192	66	598	1207	57
1998	76-85	4.93	161	17	7	31	1424.1	1530	5596	.273	855	781	196	60	528	1156	61
1999	79-83	5.24	162	7	6	40	1433.2	1613	5627	.287	905	834	191	71	684	980	63
2000	91-71	4.49	162	4	10	44	1441.2	1442	5503	.262	780	720	167	38	634	998	43
2001	*116-46	*3.54	162	8	14	56	*1465.0	1293	5490	.236	627	576	160	64	465	1051	40
2002	93-69	4.07	162	8	12	43	1445.1	1422	5540	.257	699	654	178	49	441	1063	42
2003	93-69	3.76	162	8	15	38	1441.0	1340	5427	.247	637	602	173	54	466	1001	35
2004	63-99	4.76	162	7	7	28	1459.1	1498	5650	.265	823	772	212	72	575	1036	45
2005	69-93	4.49	162	6	7	39	1427.7	1483	5529	.268	751	712	179	57	496	892	36
2006	78-84	4.60	162	6	6	47	1446.2	1500	5611	.267	792	739	183	53	560	1067	47
Totals	2227-2508	4.41	4737	516	242	1059	42193.2	43129	162132	.266	22780	20688	4812	1412	16792	28151	1456

MARINERS 30 SEASON FIELDING TOTALS

YEAR	PCT	G	PO	A	E	TC	DP	TP	PB	YEAR	PCT	G	PO	A	E	TC	DP	TP	PB
1977	.976	162	4299	1807	147	6253	162	1	13	1992	.982	162	4335	1763	112	6210	170	1	9
1978	.978	160	4258	1882	141	6281	174	0	6	1993	*.985	162	4361	1726	*90	6177	173	0	13
1979	.978	162	4314	1879	140	6333	170	0	7	1994	.977	112	2952	1167	95	4214	102	0	8
1980	.977	*163	4372	1929	149	6450	189	1	7	1995	.980	145	3868	1357	104	5329	108	1	13
1981	.979	110	*2992	1285	91	4368	122	1	9	1996	.981	161	4295	1540	110	5945	155	0	8
1982	.978	162	*4429	1773	139	6341	158	0	10	1997	.979	162	4343	1572	126	6041	143	0	*3
1983	.978	162	4255	1858	136	6249	159	0	16	1998	.979	161	4273	1571	125	5969	139	0	11
1984	.979	162	4326	1700	128	6154	141	0	16	1999	.981	162	4301	1689	113	6103	182	0	8
1985	.980	162	4296	1836	122	6254	154	0	22	2000	.984	162	4325	1629	99	6053	176	0	8
1986	.975	162	4319	1837	156	*6312	*191	*2	17	2001	*.986	162	*4395	1534	*83	6012	137	0	6
1987	.980	162	4292	1756	122	6170	150	0	*4	2002	.985	162	4336	1515	88	5939	134	0	7
1988	.980	161	4284	1612	123	6019	168	0	16	2003	*.989	162	4323	1450	*65	5838	159	0	12
1989	.977	162	4314	1777	143	6234	168	0	10	2004	.983	162	4378	1473	103	5954	140	0	11
1990	.979	162	4330	1730	130	6190	152	0	18	2005	*.986	162	4283	1575	*86	5944	144	0	14
1991	.983	162	4393	1783	110	6286	*187	*2	24	2006	.985	162	4340	1630	88	6058	150	0	16
Totals	.981	4737	126581	49644	3465	179690	4645	9	355										

Bold denotes club record * denotes league leader

MARINERS HOME RUNS BY AMERICAN LEAGUE BALLPARK

Player	DET/CP										SEA/SF		TEX/AF		TOR	M.L. TOTAL
	BAL	BOS	CHI	CLE	KC	LAA	MIN	NY	OAK	SEA/SF	TEX/AF	TOR				
Beltre	2	0	2	1	2/2	4	5	2	1	1	23/23	0	2/2	3	191	
Betancourt	0	0	0	0	0	0	2	0	0	1	3/3	1	0	1	9	
Bloomquist	0	0	0	0	1/1	0	0	0	0	2	1/1	0	0	0	4	
Broussard	1	1	4	41	7/7	3	3	7	0	1	2/2	2	4/4	0	77	
Burroughs	0	0	0	0	0	0	0	0	0	0	1/1	0	0	0	11	
Guillen	0	1	3	1	3/2	2	14	1	4	6	3/3	8	5/5	2	134	
Ibanez	1	4	5	7	6/5	29	6	5	2	5	47/45	3	7/7	3	138	
Johjima	1	0	1	0	0	1	0	1	0	0	6/6	1	2/2	0	18	
Jones	0	0	0	0	0	0	0	0	0	0	0	0	1/1	0	1	
Lopez	1	0	1	2	0	0	1	1	0	0	9/9	0	0	2	17	
Merse	0	0	0	0	0	0	0	0	0	0	3/3	0	0	0	3	
Ordonez	1	1	0	0	0	0	0	0	0	0	0	1	0	0	12	
Reed	1	0	0	0	0	0	3	1	0	0	1/1	1	0	0	9	
Rivera	1	0	0	0	0	0	0	0	0	0	1/1	0	0	0	3	
Sexton	2	2	7	39	4/2	3	5	7	4	2	40/40	1	4/4	5	273	
Suzuki	1	0	2	3	2/2	3	2	1	1	2	35/35	2	6/6	0	61	
Vidro	0	1	0	0	1/1	0	0	0	1	1	0	0	0	3	115	

YEAR-BY-YEAR BATTING LEADERS

YEAR	BATTING AVG. (502 PA)	HOME RUNS	RBI	HITS	DOUBLES
1977	Stanton, .275	Stanton, 27	Meyer, Stanton, 90	Meyer, 159	R. Jones, Stein, 26
1978	Roberts, .301	Roberts, 22	Roberts, 92	Reynolds, 160	Bochte, 25
1979	Bochte, .316	Horton, 29	Horton, 106	Horton, 180	Bochte, 38
1980	Bochte, .300	Paciorek, 15	Bochte, 78	Bochte, 156	Bochte, 34
1981	Paciorek, .326	Zisk, 16	Paciorek, 66	Paciorek, 132	Paciorek, 28
1982	Bochte, .297	Zisk, 21	Cowens, 78	Bochte, Cowens, 151	Cowens, 39
1983	D. Henderson, Putnam, .269	Putnam, 19	Putnam, 67	D. Henderson, 136	S. Henderson, 32
1984	Perconte, .294	Davis, 27	Davis, 116	Perconte, 180	Cowens, Davis, 34
1985	P. Bradley, .300	G. Thomas, 32	P. Bradley, 88	P. Bradley, 192	P. Bradley, Davis, Presley, 33
1986	P. Bradley, .310	Presley, 27	Presley, 107	P. Bradley, Presley, 163	Presley, 33
1987	P. Bradley, .297	Davis, 29	Davis, 100	P. Bradley, 179	P. Bradley, 38
1988	Davis, .295	Balboni, 21	Davis, 69	Reynolds, 169	Quinones, 30
1989	Davis, .305	Leonard, 24	Davis, 95	Reynolds, 184	Davis, 30
1990	E. Martinez, .302	Griffey Jr., 22	Griffey Jr., 80	Griffey Jr., 179	Reynolds, 36
1991	Griffey Jr., .327	Buhner, 27	Griffey Jr., 100	Griffey Jr., 179	Griffey Jr., 42
1992	E. Martinez, .343*	Griffey Jr., 27	Griffey Jr., 103	E. Martinez, 181	E. Martinez, 46
1993	Griffey Jr., .309	Griffey Jr., 45	Griffey Jr., 109	Griffey Jr., 180	Griffey Jr., 38
1994	Griffey Jr., .323	Griffey Jr., 40*	Griffey Jr., 90	Griffey Jr., 140	Griffey Jr., 24
1995	E. Martinez, .356*	Buhner, 40	Buhner, 121	E. Martinez, 182	E. Martinez, 52*
1996	Rodriguez, .358*	Griffey Jr., 49	Griffey Jr., 140	Rodriguez, 215	Rodriguez, 54*
1997	E. Martinez, .330	Griffey Jr., 56*	Griffey Jr., 147*	Griffey Jr., 185	Cora, Rodriguez, 40
1998	E. Martinez, .322	Griffey Jr., 56*	Griffey Jr., 146	Rodriguez, 213*	E. Martinez, 46
1999	E. Martinez, .337	Griffey Jr., 48*	Griffey Jr., 134	Griffey Jr., 173	E. Martinez, 35
2000	E. Martinez, .324	Rodriguez, 41	E. Martinez, 145*	E. Martinez, 180	Olerud, 45
2001	Ichiro, .350*	Boone, 37	Boone, 141*	Ichiro, 242*	E. Martinez, 40
2002	Ichiro, .321	Cameron, 25	Boone, 107	Ichiro, 208	Olerud, 39
2003	Ichiro, .312	Boone, 35	Boone, 117	Ichiro, 212	Winn, 37
2004	Ichiro, .372*	Boone, 24	Boone, 83	Ichiro, 262*	Winn, 34
2005	Ichiro, .303	Sexson, 39	Sexson, 121	Ichiro, 206	Beltre, Sexson, 36
2006	Ichiro, .322	Sexson, 34	Ibanez, 123	Ichiro, 222*	Sexson, 40

YEAR	TRIPLES	RUNS	WALKS	STOLEN BASES
1977	R. Jones, 8	R. Jones, 85	Braun, 80	Collins, 25
1978	Reynolds, Roberts, 7	Roberts, 78	J. Cruz, 69	J. Cruz, 59
1979	R. Jones, 9	R. Jones, 109	R. Jones, 85	J. Cruz, 49
1980	Meyer, Milbourne, 6	J. Cruz, 66	Bochte, 72	J. Cruz, 45
1981	J. Cruz, Simpson, 3	J. Cruz, 57	Bochte, 47	J. Cruz, 43
1982	Cowens, 8	J. Cruz, 83	Bochte, 67	J. Cruz, 46
1983	D. Henderson, 5	Putnam, 58	S. Henderson, 44	J. Cruz, 33
1984	Owen, 8	Perconte, 93	Davis, 97	Perconte, 29
1985	P. Bradley, 8	P. Bradley, 100	Davis, 90	Perconte, 31
1986	Owen, Tartabull, 6	P. Bradley, 88	Phelps, 88	Reynolds, 30
1987	P. Bradley, 10	P. Bradley, 101	P. Bradley, 88	Reynolds, 60*
1988	Reynolds, 11	Branley, 76	Davis, 95	Reynolds, 35
1989	Reynolds, 9	Reynolds, 87	Davis, 101	Reynolds, 25
1990	Griffey Jr., 7	Reynolds, 100	Davis, 85	Reynolds, 31
1991	Reynolds, 6	E. Martinez, 98	E. Martinez, 84	Reynolds, 28
1992	Griffey Jr., Vizquel, 4	E. Martinez, 100	Buhner, 71	Cotto, 23
1993	Felder, 5	Griffey Jr., 113	Buhner, 100	Amaral, 19
1994	Buhner, Griffey Jr., 4	Griffey Jr., 94	Buhner, 66	Griffey Jr., 11
1995	T. Martinez, Wilson, 3	E. Martinez, 121*	E. Martinez, 116	Amaral, 21
1996	Cora, 6	Rodriguez, 141*	E. Martinez, 123	Amaral, 25
1997	Cora, 4	Griffey Jr., 125*	Buhner, E. Martinez, 119	Rodriguez, 29
1998	Cora, 6	Rodriguez, 123	E. Martinez, 106	Rodriguez, 46
1999	Hunter, 6	Griffey Jr., 123	E. Martinez, 97	Hunter, 44*
2000	Javier, 5	Rodriguez, 134	Olerud, 102	R. Henderson, 31
2001	McLemore, 9	Ichiro, 127	Olerud, 94	Ichiro, 56*
2002	Ichiro, 8	Ichiro, 111	Olerud, 98	Cameron, Ichiro, 31
2003	Ichiro, 8	Boone, Ichiro, 111	Olerud, 84	Ichiro, 34
2004	Winn, 6	Ichiro, 101	E. Martinez, 58	Ichiro, 36
2005	Ichiro, 12	Ichiro, 111	Sexson, 89	Ichiro, 33
2006	Ichiro, 9	Ichiro, 110	Ibanez, 65	Ichiro, 45

* League Leader

YEAR-BY-YEAR PITCHING LEADERS

YEAR	WINS	ERA (162 IP)	INNINGS
1977	Abbott, 12-13	Montague, 4.29	Abbott, 204
1978	Romo, 11-7	Mitchell, 4.23	Mitchell, 168
1979	Parrott, 14-12	Parrott, 3.77	Parrott, 229
1980	Abbott, 12-12	Bannister, 3.47	Bannister, 218
1981	Bannister, 9-9	Abbott, 3.95	Abbott, 130
1982	Bannister, 12-13	Beattie, 3.34	Bannister, 247.0
	Caudill, 12-9		
1983	Young, 11-15	Young, 3.27	Young, 203.2
1984	Langston, 17-10	Langston, 3.40	Langston, 225.0
1985	Moore, 17-10	Moore, 3.46	Moore, 247.0
1986	Langston, 12-14	Moore, 4.30	Moore, 266.0
1987	Langston, 19-13	Langston, 3.84	Langston, 272.0
1988	Langston, 15-11	Langston, 3.34	Langston, 261.1
1989	Bankhead, 14-6	Bankhead, 3.34	Bankhead, 210.1
1990	Hanson, 18-9	Hanson, 3.24	Hanson, 236.0
1991	Holiman, 13-14	Krueger, 3.60	Johnson, 201.1
	Johnson, 13-10		
1992	Fleming, 17-10	Fleming, 3.39	Fleming, 228.1
1993	Johnson, 19-8	Johnson, 3.24	Johnson, 255.1
1994	Johnson, 13-6	Johnson, 3.19	Johnson, 172.0
1995	Johnson, 18-2	Johnson, 2.48*	Johnson, 214.1
1996	Hitchcock, 13-9	Hitchcock, 5.35	Hitchcock, 196.2
1997	Johnson, 20-4	Johnson, 2.28	Fassero, 234.1
1998	Moyer, 15-9	Moyer, 3.53	Moyer, 234.1
1999	Garcia, 17-8	Moyer, 3.87	Moyer, 228.0
2000	Sele, 17-10	Abbott, 4.22	Sele, 211.2
2001	Moyer, 20-6	Garcia, 3.05*	Garcia, 238.2*
2002	Garcia, 16-10	Pineiro, 3.24	Moyer, 230.2
2003	Moyer, 21-7	Moyer, 3.27	Moyer, 215.0
2004	Villone, 8-6	Franklin, 4.90	Moyer, 202.0
2005	Moyer, 13-7	Moyer, 4.28	Moyer, 200.0
2006	Hernandez, 12-14	Meche, 4.48	Hernandez, 191.0
YEAR	GAMES	STRIKEOUTS	SAVES
1977	Romo, 58	Romo, 105	Romo, 16
1978	Romo, 56	McLaughlin, 87	Romo, 10
1979	Rawley, 48	Parrott, 127	McLaughlin, 14
1980	Heaverlo, 60	Bannister, 155	Rawley, 13
1981	Rawley, 48	Bannister, 85	Rawley, 8
1982	Vande Berg, 78*	Bannister, 209*	Caudill, 26
1983	Vande Berg, 68	Beattie, 132	Caudill, 26
1984	Stanton, 54	Langston, 204*	Stanton, 8
1985	Vande Berg, 76	Moore, 155	Nunez, 16
1986	Young, 65	Langston, 245*	Young, 13
1987	Wilkinson, 56	Langston, 262*	Nunez, 12
1988	Jackson, 62	Langston, 235	Schooler, 15
1989	Schooler, 67	Bankhead, 140	Schooler, 33
1990	Jackson, 63	Hanson, 211	Schooler, 30
1991	Jackson, 72	Johnson, 228	Swift, 17
1992	Nelson, 66	Johnson, 241*	Schooler, 13
1993	Nelson, 71	Johnson, 308*	Charlton, 18
1994	Ayala, 46	Johnson, 204*	Ayala, 18
1995	Ayala, 63	Johnson, 294*	Ayala, 19
1996	Jackson, 73	Hitchcock, 132	Charlton, 20
1997	Ayala, Charlton, 71	Johnson, 291	Charlton, 14
1998	Timlin, 70	Johnson, 213	Timlin, 19
1999	Mesa, 68	Garcia, 170	Mesa, 33
2000	Rhodes, 72	Sele, 137	Sasaki, 37
2001	Rhodes, 71	Garcia, 163	Sasaki, 45
2002	Rhodes, 66	Garcia, 181	Sasaki, 37
2003	Rhodes, 67	Pineiro, 151	Hasegawa, 16
2004	Hasegawa, 68	Moyer, 125	Guardado, 18
2005	Putz, 64	Pineiro, 107	Guardado, 36
2006	Putz, Sherrill 72	Hernandez, 176	Putz 36

* League Leader

MARINERS FIRSTS . . .

GAME 4/6/77 vs. California, Kingdome, 7-0 loss

BATTER Dave Collins, 4/6/77

HIT Jose Baez, 4/6/77

RUN Dave Collins, 4/8/77

WIN 7-6 vs. California, 4/8/77, in the Kingdome

WINNING PITCHER Bill Laxton, 4/8/77

SAVE John Montague, 4/8/77

RBI Dan Meyer, 4/8/77

GAME-WINNING HIT Larry Milbourne, 4/8/77

HOME RUN Juan Bernhardt, 4/10/77, off Frank Tanana (Cal.), Kingdome

.500 MONTH August, 1978, 13-13

WINNING SEASON 1991, 83-79

DIVISION CHAMPIONSHIP 1995, 79-66

MARINERS RECORD MONTH-BY-MONTH (1977-2006)

Year	March/April	May	June	July	Aug.	Sept.	Oct.	Total
1977	8-16	13-14	13-15	12-16	6-22	10-14	2-1	64-98
1978	8-18	9-15	10-18	9-18	13-13	7-21	0-1	56-104
1979	8-15	10-18	16-12	11-18	12-16	10-16	—	67-95
1980	11-10	12-14	9-18	7-19	8-21	12-16	0-5	59-103
1981	5-14	12-16	4-6	—	8-13	13-15	2-1	44-65
1982	11-12	14-14	15-10	12-14	10-19	14-14	0-3	76-86
1983	8-16	12-14	8-20	12-14	11-18	9-18	0-2	60-102
1984	12-11	11-16	14-15	12-16	10-18	15-12	—	74-88
1985	9-12	11-14	16-11	12-16	11-17	14-13	1-5	74-88
1986	7-14	11-17	14-15	13-12	13-16	9-17	0-4	67-95
1987	12-11	14-12	13-14	10-16	12-17	13-14	4-0	78-84
1988	10-14	12-15	8-19	10-16	14-16	13-12	1-1	68-93
1989	11-15	14-13	12-14	13-12	9-20	13-15	1-0	73-89
1990	8-12	15-14	16-12	15-12	10-18	12-15	1-2	77-85
1991	10-11	15-12	14-13	15-12	13-15	12-15	4-1	83-79
1992	10-11	11-17	10-18	11-17	13-14	6-20	3-1	64-98
1993	11-11	14-15	13-14	13-13	14-13	15-13	2-1	82-80
1994	10-13	11-16	12-15	7-18	9-1	—	—	49-63
1995	3-1	16-12	11-17	13-14	16-13	19-8	1-1	79-66
1996	16-10	12-14	14-12	16-12	12-17	15-11	—	85-76
1997	16-11	11-16	20-7	13-13	15-15	15-10	—	90-72
1998	12-15	14-14	8-20	14-11	14-14	14-11	—	76-85
1999	11-12	15-12	13-14	11-15	16-13	12-15	1-2	79-83
2000	13-10	13-14	19-8	16-12	11-17	18-10	1-0	91-71
2001	20-5	20-7	18-9	18-9	20-9	15-6	5-1	116-46
2002	18-8	16-11	17-11	15-12	13-15	14-12	—	93-69
2003	17-10	19-8	17-10	13-14	14-15	13-12	—	93-69
2004	8-15	11-16	12-14	8-19	12-16	12-19	1-2	63-99
2005	12-12	9-18	12-14	12-15	11-17	13-15	0-2	69-93
2006	11-15	12-17	18-8	11-13	11-17	14-14	1-0	78-84
Totals	326-360	389-425	396-403	354-418	361-465	370-401	31-36	2227-2508

MARINERS WON-LOST BREAKDOWN (1977-2006)

Year	At Home	On Road	Vs. AL East	Vs. AL Cent.	Vs. AL West	Vs. NL	Before ASB	After ASB	Total
1977	29-52	35-46	24-48	—	40-50	—	41-54	23-44	64-98
1978	32-49	24-55	25-45	—	31-59	—	30-58	26-46	56-104
1979	36-45	31-50	33-51	—	34-44	—	40-54	27-41	67-95
1980	36-45	23-58	29-55	—	30-48	—	35-45	24-58	59-103
1981	20-37	24-28	18-33	—	26-32	—	21-36	23-29	44-65
1982	42-39	34-47	36-48	—	40-38	—	45-41	31-45	76-86
1983	30-51	30-51	33-51	—	27-51	—	30-51	30-51	60-102
1984	42-39	32-49	37-47	—	37-41	—	40-48	34-40	74-88
1985	42-41	32-47	38-46	—	36-42	—	42-45	32-43	74-88
1986	41-41	26-54	35-49	—	32-46	—	39-51	28-44	67-95
1987	40-41	38-43	40-44	—	38-40	—	45-43	33-41	78-84
1988	37-44	31-49	37-47	—	31-46	—	34-53	34-40	68-93
1989	40-41	33-48	41-43	—	32-46	—	42-44	31-45	73-89
1990	38-43	39-42	40-44	—	37-41	—	43-41	34-44	77-85
1991	45-36	38-43	48-36	—	35-43	—	40-42	43-37	83-79
1992	38-43	26-55	33-51	—	31-47	—	36-53	28-45	64-98
1993	46-35	36-45	44-40	—	38-40	—	44-44	38-36	82-80
1994	22-22	27-41	18-31	12-25	19-7	—	37-50	12-13	49-63
1995	46-27	33-39	29-26	28-23	22-17	—	34-35	45-31	79-66
1996	43-38	42-38	31-30	31-30	23-16	—	46-39	39-37	85-76
1997	45-36	45-36	30-25	32-23	21-15	7-9	49-38	41-34	90-72
1998	42-39	34-46	22-33	32-22	15-21	7-9	37-51	39-34	76-85
1999	43-38 [^]	36-45	24-27	31-25	17-20	7-11	42-45	37-38	79-83
2000	47-34	44-37	35-17	26-28	19-19	11-7	51-35	40-36	91-71
2001	57-24	59-22	33-12	31-10	40-18	12-6	63-24	53-22	116-46
2002	48-33	45-36	25-20	23-18	34-24	11-7	55-33	38-36	93-69
2003	50-31	43-38	18-23	32-13	33-25	10-8	58-35	35-34	93-69
2004	38-44	25-55	13-30	19-24	22-36	9-9	32-54	31-45	63-99
2005	39-42	30-51	17-25	21-26	21-34	10-8	39-48	30-45	69-93
2006	44-37	34-47	25-19	20-23	19-38	14-4	43-46	35-38	78-84
Totals	1198-1167	1029-1341	911-1096	338-290	880-1044	98-78	1233-1336	994-1172	2227-2508

Bold = .500 or better record [^] 23-19 in Safeco

ATTENDANCE INFORMATION YEAR-BY-YEAR

YEAR	HOME	DATES	AVG.	ROAD	DATES	AVG.	TOTAL
1977	1,338,511	76	17,612	1,109,194	78	14,220	2,447,705
1978	877,440	78	11,249	1,122,624	72	15,592	2,000,064
1979	844,455	80	10,556	1,381,572	76	18,179	2,226,027
1980	836,204	80	10,453	1,396,912	79	17,682	2,233,116
1981	636,276	56	11,362	804,473	51	15,774	1,440,749
1982	1,070,404	81	13,215	1,354,339	77	17,589	2,424,743
1983	813,537	81	10,044	1,492,526	81	18,426	2,306,063
1984	870,372	81	10,745	1,491,641	81	19,124	2,362,013
1985	1,128,696	81	13,935	1,470,790	81	18,158	2,599,486
1986	1,029,045	81	12,704	1,558,546	78	19,482	2,587,591
1987	1,134,255	81	14,003	1,795,683	80	22,446	2,929,938
1988	1,022,398	81	12,622	1,845,049	78	23,654	2,867,447
1989	1,298,443	81	16,030	1,943,845	79	24,606	3,242,288
1990	1,509,727	81	18,639	2,193,421	80	27,418	3,703,148
1991	2,147,905	81	26,517	2,205,667	80	27,571	4,353,572
1992	1,651,398	81	20,388	2,160,309	80	27,004	3,811,707
1993	2,051,853	81	25,332	2,307,636	81	28,489	4,359,489
1994	1,104,206	44	25,096	1,971,240	67	29,421	3,075,446
1995	1,643,107	73	22,508	1,777,159	72	24,683	3,420,266
1996	2,723,850	81	33,628	2,221,343	79	28,118	4,945,193
1997	3,192,237	81	39,410	2,409,664	80	30,121	5,601,901
1998	2,644,305	81	32,646	2,410,478	78	30,904	5,054,783
1999	2,916,346	81	36,004	2,446,783	80	30,585	5,363,129
2000	3,150,034	81	38,889	2,208,974	80	27,612	5,359,008
2001	3,507,975	81	43,308	2,572,884	81	31,764	6,080,859
2002	3,540,482	81	43,710	2,233,133	81	27,570	5,773,615
2003	3,269,268	81	40,361	2,197,822	80	27,473	5,467,090
2004	2,942,054	81	36,322	2,260,923	80	28,262	5,202,977
2005	2,725,549	81	33,649	2,235,852	81	27,603	4,961,401
2006	2,481,375	81	30,633	2,320,358	81	28,648	4,801,739
TOTAL	56,101,707	2350	23,873	56,900,840	2332	24,400	113,002,453

MARINERS HOME ATTENDANCE RECORDS

Season	3,540,482 in 2002
Single game (night)	57,806 vs. Min., April 11, 1994
Single game (day)	57,816 vs. Cle., March 31, 1998
Single game (playoff)	59,579 vs. Bal., October 1, 1997
Doubleheader	41,365 vs. KC, August 28, 2004
Opening Game	57,816 vs. Cle., March 31, 1998
Largest Walk-up	23,625 vs. N.Y., May 9, 1981
Largest Day of Game Sale	30,220 vs. Min., July 29, 1993
Home vs. one club, season	442,176 vs. Tex. in 2001 (10 dates)
2-Date Series	114,443 vs. L.A., June 14-15, 1997
3-Date Series	169,086 vs. N.Y., August 22-24, 1997
4-Date Series	183,950 vs. Cle., August 1-4, 2002
5-Date Series	117,824 vs. Cal., April 6-10, 1977
Smallest Crowd	3,630 vs. K.C., September 28, 1983
Largest Seattle Baseball Crowd	59,579, 1997 ALDS Game 1, Oct. 1, 1997

MARINERS ROAD ATTENDANCE RECORDS

Season	2,572,884 in 2001
Single game	61,065 at San Diego, June 16, 2001
Smallest crowd	653 at Oakland, April 17, 1979

CROWDS BY OPPONENT

	HOME	ROAD
Anaheim	57,762 (4/6/77)	59,860 (4/21/85)
Baltimore	57,408 (5/18/97)	48,199 (7/26/98)
Boston	57,110 (4/5/97)	36,431 (4/14/06)
Chicago	57,502 (3/31/96)	45,646 (9/17/83)
Cleveland	57,816 (3/31/98)	59,671 (6/9/89)
Detroit	57,103 (5/31/97)	44,207 (5/27/77)
Kansas City	49,802 (7/19/97)	39,447 (6/27/87)
Minnesota	57,806 (4/11/94)	52,279 (4/6/82)
New York Yankees	57,574 (4/1/97)	55,593 (6/15/83)
Oakland	56,533 (9/20/96)	46,786 (4/17/81)
Tampa Bay	46,867 (5/24/98)	40,212 (5/30/98)
Texas	56,044 (4/6/92)	49,103 (7/4/01)
Toronto	56,074 (8/28/93)	50,527 (8/20/93)
Arizona	45,888 (7/17/01)	48,488 (6/27/98)
Atlanta	45,971 (6/14/03)	-
Chicago Cubs	46,083 (6/7/02)	-
Cincinnati	-	27,908 (6/20/02)
Colorado	55,980 (6/13/97)	48,422 (8/28/97)
Florida	-	20,519 (6/7/05)
Houston	34,273 (6/8/04)	35,422 (6/22/02)
Los Angeles	57,345 (6/14/97)	54,213 (8/31/97)
Milwaukee	56,882 (4/6/96)	47,119 (5/29/94)
New York Mets	45,841 (6/19/05)	39,820 (6/8/03)
Philadelphia	27,162 (6/16/05)	21,145 (6/15/03)
Pittsburgh	-	30,217 (6/20/04)
St. Louis	45,849 (6/12/02)	38,055 (7/3/04)
San Diego	45,641 (6/29/03)	61,065 (6/16/01)
San Francisco	48,313 (7/1/97)	40,930 (6/11/00)
Washington*	43,346 (6/13/04)	39,108 (6/11/05)

HISTORY

Top 10 Safeco Crowds Lowest Attendance at Safeco Top 10 Kingdome Crowds

- 46,596 vs. N.Y. (5/9/04)
- 46,532 vs. N.Y. (8/14/04)
- 46,491 vs. N.Y. (5/7/04)
- 46,454 vs. N.Y. (5/8/04)
- 46,359 vs. N.Y. (8/13/04)
- 46,335 vs. N.Y. (8/15/04)
- 46,325 vs. BOS (7/21/06)
- 46,252 vs. MIN (4/4/05)
- 46,246 vs. N.Y. (8/31/05)
- 46,228 vs. BOS (5/14/05)

- 16,102 vs. TB (5/8/06)
- 17,613 vs. TEX (4/19/06)
- 17,917 vs. TEX (4/20/06)
- 17,927 vs. TEX (4/18/06)
- 18,409 vs. KC (6/5/06)
- 18,819 vs. BAL (5/22/06)
- 19,435 vs. BAL (5/23/06)
- 19,486 vs. TEX (9/20/05)
- 19,604 vs. OAK (9/26/06)
- 19,726 vs. TB (5/9/06)

- 57,816 vs. Cle. (3/31/98)
- 57,806 vs. Min. (4/11/94)
- 57,762 vs. Cal. (4/6/77)
- 57,574 vs. N.Y. (4/1/97)
- 57,502 vs. Chi. (3/31/96)
- 57,408 vs. Bal. (5/18/97)
- 57,362 vs. N.Y. (8/22/97)
- 57,356 vs. N.Y. (6/14/97)
- 57,300 vs. Bal. (5/17/97)
- 57,285 vs. N.Y. (8/23/97)

OPENING NIGHT LINEUPS

April 6, 1977

	R	H	E
California	7	9	1
Mariners	0	9	2
WP-Tanana			
LP-Segui			
Att.-57,762			
Dave Collins		DH	
Jose Baez		2B	
Steve Braun		LF	
Lee Stanton		RF	
Bill Stein		3B	
Dan Meyer		1B	
Ruppert Jones		CF	
Bob Stinson		C	
Craig Reynolds		SS	
Diego Segui		RHP	

April 9, 1981

	R	H	E
California	6	7	0
Mariners	2	6	1
WP-Zahn			
LP-Abbott			
Att.-33,317			
Julio Cruz		2B	
Dave Henderson		CF	
Bruce Bochte		1B	
Richie Zisk		DH	
Jeff Burroughs		RF	
Tom Paciorek		LF	
Dave Adler		3B	
Jim Anderson		SS	
Terry Bulling		C	
Gienn Abbott		RHP	

April 9, 1985

	R	H	E
Oakland	3	8	1
Mariners	6	13	0
WP-Moore			
LP-Codioli			
Att.-37,161			
Jack Perconte		2B	
Phil Bradley		LF	
Alvin Davis		1B	
Gorman Thomas		DH	
Dave Henderson		CF	
Al Cowens		RF	
Jim Presley		3B	
Bob Kearney		C	
Spike Owen		SS	
Mike Moore		RHP	

April 3, 1989

	R	H	E
Mariners	2	5	1
Oakland	3	6	1
WP-Stewart			
LP-Langston			
Att.-46,163			
Harold Reynolds		2B	
Ken Griffey Jr.		CF	
Alvin Davis		1B	
Darnell Coles		RF	
Jeffrey Leonard		DH	
Greg Briley		LF	
David Valle		C	
Edgar Martinez		3B	
Omar Vizquel		SS	
Mark Langston		LHP	

April 5, 1978

	R	H	E
Minnesota	2	7	0
Mariners	3	9	0
WP-Abbott			
LP-Goltz			
Att.-45,235			
Jose Baez		2B	
Bruce Bochte		LF	
Dan Meyer		1B	
Lee Stanton		DH	
Ruppert Jones		CF	
Bill Stein		3B	
John Hale		RF	
Bob Stinson		C	
Craig Reynolds		SS	
Gienn Abbott		RHP	

April 6, 1982

	R	H	E
Mariners	11	14	0
Minnesota	7	11	2
WP-Bannister			
LP-Redfern			
Att.-52,279			
Julio Cruz		2B	
Manny Castillo		3B	
Bruce Bochte		LF	
Richie Zisk		DH	
Al Cowens		RF	
Joe Simpson		CF	
Jim Maler		1B	
Jim Essian		C	
Todd Cruz		SS	
Floyd Bannister		LHP	

April 8, 1986

	R	H	E
California	4	8	1
Mariners	8	10	1
WP-Ladd			
LP-K. Forsch			
Att.-42,112			
Danny Tartabull		2B	
Phil Bradley		LF	
Ivan Calderon		RF	
Gorman Thomas		DH	
Alvin Davis		1B	
Jim Presley		3B	
David Henderson		CF	
Steve Yeager		C	
Spike Owen		SS	
Mike Moore		RHP	

April 9, 1990

	R	H	E
Mariners	7	15	3
California	4	5	0
WP-Holman			
LP-Blyleven			
Att.-38,406			
Harold Reynolds		2B	
Ken Griffey Jr.		CF	
Alvin Davis		DH	
Jeffrey Leonard		RF	
Pete O'Brien		1B	
Greg Briley		LF	
Edgar Martinez		3B	
David Valle		C	
Brian Giles		SS	
Brian Holman		RHP	

April 4, 1979

	R	H	E
California	4	6	1
Mariners	5	10	0
WP-Montague			
LP-Tanana			
Att.-37,748			
Julio Cruz		2B	
Bill Stein		3B	
Dan Meyer		1B	
Leon Roberts		RF	
Willie Horton		DH	
Ruppert Jones		CF	
Tom Paciorek		LF	
Larry Cox		C	
Mario Mendoza		SS	
Glenn Abbott		RHP	

April 5, 1983

	R	H	E
New York	4	10	1
Mariners	5	9	1
WP-Clark			
LP-Guidry			
Att.-37,015			
Steve Henderson		LF	
Manny Castillo		3B	
Al Cowens		RF	
Richie Zisk		DH	
Dave Henderson		CF	
Pat Putnam		1B	
Todd Cruz		SS	
Bud Bulling		C	
Julio Cruz		2B	
Gaylord Perry		RHP	

April 7, 1987

	R	H	E
Mariners	1	5	3
California	7	8	0
WP-Witt			
LP-Langston			
Att.-37,097			
Donell Nixon		CF	
Mike Kingery		RF	
Phil Bradley		LF	
Ken Phelps		DH	
Alvin Davis		1B	
Jim Presley		3B	
David Valle		C	
Rey Quinones		SS	
Harold Reynolds		2B	
Mark Langston		LHP	

April 9, 1991

	R	H	E
California	3	8	0
Mariners	2	6	1
WP-Finley			
LP-Hanson			
Att.-53,671			
Harold Reynolds		2B	
Edgar Martinez		3B	
Ken Griffey Jr.		CF	
Alvin Davis		DH	
Jay Buhner		RF	
Pete O'Brien		1B	
Tracy Jones		LF	
David Valle		C	
Omar Vizquel		SS	
Erik Hanson		RHP	

April 9, 1980

	R	H	E
Toronto	6	9	1
Mariners	8	13	2
WP-Parrott			
LP-Lemanczyk			
Att.-22,588			
Julio Cruz		2B	
Rod Craig		CF	
Dan Meyer		LF	
Bruce Bochte		1B	
Willie Horton		DH	
Joe Simpson		RF	
Ted Cox		3B	
Bob Stinson		C	
Mario Mendoza		SS	
Mike Parrott		RHP	

April 4, 1984

	R	H	E
Toronto	2	7	0
Mariners	3	9	0
WP-Stanton			
LP-Lamp			
Att.-43,200			
Jack Perconte		2B	
Barry Bonnell		3B	
Gorman Thomas		LF	
Pat Putnam		DH	
Ken Phelps		1B	
Al Cowens		RF	
Dave Henderson		CF	
Bob Kearney		C	
Spike Owen		SS	
Mike Moore		RHP	

April 4, 1988

	R	H	E
Mariners	1	2	2
Oakland	4	9	0
WP-Stewart			
LP-Langston			
Att.-45,333			
Mike Kingery		CF	
Mickey Brantley		LF	
Alvin Davis		1B	
Ken Phelps		DH	
Glenn Wilson		RF	
David Valle		C	
Jim Presley		3B	
Rey Quinones		SS	
Harold Reynolds		2B	
Mark Langston		LHP	

April 6, 1992

	R	H	E
Texas	12	12	3
Mariners	10	17	0
WP-Fireovid			
LP-Schooler			
Att.-56,044			
Harold Reynolds		2B	
Edgar Martinez		3B	
Ken Griffey Jr.		CF	
Kevin Mitchell		LF	
Pete O'Brien		1B	
Jay Buhner		RF	
Tino Martinez		DH	
David Valle		C	
Omar Vizquel		SS	
Randy Johnson		LHP	

OPENING NIGHT LINEUPS (continued)

April 6, 1993			April 1, 1997			April 2, 2001			April 4, 2005						
R	H	E	R	H	E	R	H	E	R	H	E				
Toronto	1	7	0	New York	2	8	0	Athletics	4	8	2	Twins	1	5	1
Mariners	8	11	0	Mariners	4	7	0	Mariners	5	7	0	Mariners	5	5	1
WP-Johnson				WP-Fassero				WP-Rhodes				WP-Moyer			
LP-Morris				LP-Cone				LP-Mecir				LP-Radke			
Att.-55,928				Att.-57,574				Att.-45,911				Att.-46,249			
Omar Vizquel		SS		Joey Cora		2B		Ichiro Suzuki		RF		Ichiro Suzuki		RF	
Mike Felder		LF		Alex Rodriguez		SS		Mike Cameron		CF		Jeremy Reed		CF	
Ken Griffey Jr.		CF		Ken Griffey Jr.		CF		Edgar Martinez		DH		Adrian Beltre		3B	
Tino Martinez		1B		Edgar Martinez		DH		John Olerud		1B		Richie Sexson		1B	
Pete O'Brien		DH		Jay Buhner		RF		Bret Boone		2B		Bret Boone		2B	
Jay Buhner		RF		Paul Sorrento		1B		Al Martin		LF		Raul Ibanez		DH	
Mike Blowers		3B		Dan Wilson		C		David Bell		3B		Randy Winn		LF	
David Valle		C		Russ Davis		3B		Dan Wilson		C		Miguel Olivo		C	
Rich Amaral		2B		Lee Tinsley		LF		Carlos Guillen		SS		Wilson Valdez		SS	
Randy Johnson		LHP		Jeff Fassero		LHP		Freddy Garcia		RHP		Jamie Moyer		LHP	

April 4, 1994			March 31, 1998			April 1, 2002			April 3, 2006						
R	H	E	R	H	E	R	H	E	R	H	E				
Mariners	3	7	1	Cleveland	10	14	0	White Sox	6	11	0	Angels	5	11	1
Cleveland	4	7	1	Mariners	9	12	2	Mariners	5	8	0	Mariners	4	9	0
WP-Plunk				WP-Mesa				WP-Buehrle				WP-Shields			
LP-King				WP-Fossas				LP-Garcia				LP-Sherrill			
Att.-41,459				Att.-57,816				Att.-46,036				Att.-45,515			
Rich Amaral		2B		Joey Cora		2B		Ichiro Suzuki		RF		Ichiro Suzuki		RF	
Edgar Martinez		3B		Alex Rodriguez		SS		Jeff Cirillo		3B		Jose Lopez		2B	
Ken Griffey Jr.		CF		Ken Griffey Jr.		CF		Bret Boone		2B		Raul Ibanez		LF	
Jay Buhner		RF		Edgar Martinez		DH		Edgar Martinez		DH		Richie Sexson		1B	
Eric Anthony		LF		David Segui		1B		Mike Cameron		CF		Adrian Beltre		3B	
Tino Martinez		1B		Jay Buhner		RF		John Olerud		1B		Carl Everett		DH	
Reggie Jefferson		DH		Glenallen Hill		LF		Carlos Guillen		SS		Kenji Johjima		C	
Dan Wilson		C		Dan Wilson		C		Dan Wilson		C		Jeremy Reed		CF	
Felix Fermin		SS		Russ Davis		3B		Mark McLemore		LF		Yunesky Betancourt		SS	
Randy Johnson		LHP		Randy Johnson		LHP		Freddy Garcia		RHP		Jamie Moyer		LHP	

April 27, 1995			April 5, 1999			April 1, 2003					
R	H	E	R	H	E	R	H	E			
Detroit	0	3	1	Chicago	8	12	0	Mariners	0	5	0
Mariners	3	7	0	Mariners	2	8	0	Athletics	5	8	0
WP-Johnson				WP-Baldwin				WP-Hudson			
LP-Bergman				LP-Fassero				LP-Garcia			
Att.-34,641				Att.-51,619				Att.-41,723			
Darren Bragg		LF		Carlos Guillen		2B		Ichiro Suzuki		RF	
Joey Cora		2B		Alex Rodriguez		SS		Randy Winn		LF	
Ken Griffey Jr.		CF		Ken Griffey Jr.		CF		Edgar Martinez		DH	
Jay Buhner		RF		Edgar Martinez		DH		John Olerud		1B	
Edgar Martinez		DH		David Segui		1B		Bret Boone		2B	
Tino Martinez		1B		Jay Buhner		RF		Mike Cameron		CF	
Mike Blowers		3B		John Mabry		LF		Jeff Cirillo		3B	
Dan Wilson		C		Russ Davis		3B		Ben Davis		C	
Felix Fermin		SS		Dan Wilson		C		Mark McLemore		SS	
Randy Johnson		LHP		Jeff Fassero		LHP		Freddy Garcia		RHP	

March 31, 1996			April 3, 2000			April 6, 2004					
R	H	E	R	H	E	R	H	E			
Chicago	2	5	1	Boston	2	7	0	Angels	10	12	1
Mariners	3	9	0	Mariners	0	2	0	Mariners	5	7	1
WP-Hurtado				WP-Martinez				WP-Colon			
LP-Simas				LP-Moyer				LP-Moyer			
Att.-57,502				Att.-45,552				Att.-46,181			
Darren Bragg		LF		Mike Cameron		CF		Ichiro Suzuki		RF	
Joey Cora		2B		Mark McLemore		LF		Randy Winn		CF	
Ken Griffey Jr.		CF		Alex Rodriguez		SS		Bret Boone		2B	
Edgar Martinez		DH		John Olerud		1B		Raul Ibanez		LF	
Jay Buhner		RF		Edgar Martinez		DH		Edgar Martinez		DH	
Paul Sorrento		1B		John Mabry		RF		John Olerud		1B	
Russ Davis		3B		David Bell		2B		Rich Aurilia		SS	
Dan Wilson		C		Dan Wilson		C		Dan Wilson		C	
Alex Rodriguez		SS		Carlos Guillen		3B		Willie Bloomquist		3B	
Randy Johnson		LHP		Jamie Moyer		LHP		Jamie Moyer		LHP	

HISTORY

THE LAST TIME IT HAPPENED

MARINERS

NO-HITTER: Chris Bosio, April 23, 1993 vs. Bos. (7-0)
ONE-HITTER (Individual): Gil Meche, June 13, 2000 at KC (7-0)
ONE-HITTER (Team): Paul Abbott (7.2 IP, 1 H) & Jose Paniagua (1.1 IP, 0 H) September 3, 2000 at Bos. (5-0)
TWO-HITTER (Individual): Jamie Moyer, June 2, 2006 vs. KC (4-0)
TWO-HITTER (Team): Cha Seung Baek (5.2 IP, 2 H), Sean Green (1.1 IP, 0 H), Rafael Soriano (1.0 IP, 0 H) & J.J. Putz (1.0 IP, 0 H), Aug. 27, 2006 (6-3)
THREE CONSECUTIVE SHUTOUTS (Individual): Randy Johnson, May 25, 1994 at Oak. (1-0), May 30, 1994 at Min. (12-0) & June 4, 1994 vs. Tor. (2-0)
CONSECUTIVE SHUTOUTS (Team): June 11-12, 2004 vs. Mon. (1-0; 3-0)
BACK-TO-BACK HOME RUNS: Adrian Beltre & Raul Ibanez, Sept. 26 vs. Oak. (6th inning off Saarloos)
BACK-TO-BACK-TO-BACK HOME RUNS: Miguel Olivo, Jose Lopez & Hiram Bocachica, Aug. 27, 2004 vs. KC (5th inning off Greinke)
GRAND SLAM HOME RUN: Adrian Beltre, Sept. 21, 2006 at CWS (9th inning off Riske)
INSIDE-THE-PARK HOME RUN (Home): Adrian Beltre, July 23, 2006 vs. Bos. (8th inning off Timlin)
INSIDE-THE-PARK HOME RUN (Road): Randy Winn, September 22, 2003 at Ana. (5th inning off Glover)
LEAD-OFF HOME RUN (Road): Ichiro Suzuki, Aug. 23, 2005 at Tex. (off Young)
LEAD-OFF HOME RUN (Home): Ichiro Suzuki, Aug. 29, 2006 vs. LAA (off Jered Weaver)
PINCH-HIT HOME RUN: Carl Everett, June 21, 2006 at LAD (7th inning off Broxton)
THREE HOME RUNS (Game): Alex Rodriguez, April 16, 2000 at Tor. (2 off Carpenter, 1 off Borbon)
FOUR HOME RUNS (Game): Mike Cameron, May 2, 2002 at Chi. (1 off Rauch, 3 off Parque)
PINCH HIT GRAND SLAM HOME RUN: Never
SIX HITS (Game): Raul Ibanez, September 22, 2004 at Ana.
BASES LOADED TRIPLE: Mike Cameron, May 3, 2003 at Chi.
STEAL OF HOME: Raul Ibanez, Sept. 12, 2005 vs. LAA (5th inning, double steal with Beltre)
HITTING FOR THE CYCLE: John Olerud, June 16, 2001 at SD
TWO HITS, SAME INNING: Miguel Olivo, August 15, 2004 vs. NY (7th inning)

OPPONENTS

NO-HITTER: Dwight Gooden, May 14, 1996 at NYY (2-0 win)
ONE-HITTER (Individual): Ted Lilly, April 27, 2002 vs. NYY (1-0 loss)
ONE-HITTER (Team): Barry Zito (6.0 IP, 1 H), Kiko Calero (1.1 IP, 0 H), Joe Kennedy (0.2 IP, 0 H), Huston Street (1.0 IP, 0 H), April 8, 2006 vs. Oak. (3-0 loss)
TWO-HITTER (Individual): Josh Fogg (9.0 IP), June 30, 2006 vs. Col. (2-0 loss)
TWO-HITTER (Team): Rodrigo Lopez (7.1 IP, 2 H) & Chris Ray (1.2 IP), May 25, 2006 vs. Bal. (2-0 loss)
CONSECUTIVE SHUTOUTS (Team): June 8-9, 2004 at Hou. (1-0; 3-0)
BACK-TO-BACK HR: Paul Komerko & Joe Crede, Sept. 24, 2006 at CWS (5th inning off Feierabend)
BACK-TO-BACK-TO-BACK HR: Laynce Nix, Rod Barajas & Adrian Gonzalez (6th inning off Jarvis)
GRAND SLAM HOME RUN: Juan Uribe, Sept. 24, 2006 at CWS (7th inning off Pineiro)
INSIDE-THE-PARK HOME RUN (Home): Tom Goodwin, July 19, 1997 vs. K.C. (8th inning off Wolcott)
INSIDE-THE-PARK HOME RUN (Road): Chris Gomez, August 28, 2001 at TB (8th inning off Franklin)
PINCH-HIT HOME RUN: Eric Young, June 24, 2006 vs. SD (8th inning off Guardado)
PINCH-HIT GRAND SLAM HOME RUN: Never
THREE HOME RUNS (Game): Victor Martinez, July 16, 2004 vs. Cle. (Blackley, Villone, Mateo)
FIVE HITS (Game): Jimmy Rollins, June 16, 2005 vs. Phi. (13 innings)
STEAL OF HOME: Chone Figgins, Sept. 20, 2004 vs. Ana. (8th inning, double steal with Eckstein)
HITTING FOR THE CYCLE: Miguel Tejada, Sept. 29, 2001 vs. Oak.

2006 HOME CROWDS

Safeco Largest:

46,325 vs. BOS (7/21/06)
46,125 vs. BOS (7/22/06)
45,975 vs. BOS 7/23/06

Safeco Smallest:

16,102 vs. TB (5/8/06)
17,613 vs. TEX (4/19/06)
17,917 vs. TEX (4/20/06)

MARINERS BEST RECORD IN...

April:	20-5, .800 (2001)
May:	20-7, .741 (2001)
June:	20-7, .741 (1997)
July:	18-9, .667 (2001)
August:	9-1 (1994); 20-9, .690 (2001)
Sept-Oct:	20-7, .741 (2001)

MARINERS AWARD WINNERS

Most Valuable Player Award (BBWAA)

1997 — Ken Griffey Jr.
2001 — Ichiro Suzuki

Cy Young Award (BBWAA)

1995 — Randy Johnson

AL Manager of the Year (BBWAA)

1995 — Lou Piniella
2001 — Lou Piniella

Rookie of the Year (BBWAA)

1984 — Alvin Davis
2000 — Kazuhiro Sasaki
2001 — Ichiro Suzuki

ML Player of the Year (AP)

1996 — Alex Rodriguez

ML Manager of the Year (AP)

1995 — Lou Piniella

Edgar Martinez Award

DH of the Year (AL)

1979 — Willie Horton
1995 — Edgar Martinez
1997 — Edgar Martinez
1998 — Edgar Martinez
2000 — Edgar Martinez
2001 — Edgar Martinez

All-Star Game Selections

1977 — Ruppert Jones, OF
1978 — Craig Reynolds, SS
1979 — Bruce Bochte, 1B
1980 — Rick Honeycutt, LHP
1981 — Tom Paciorek, OF
1982 — Floyd Bannister, LHP
1983 — Matt Young, LHP
1984 — Alvin Davis, 1B
1985 — Phil Bradley, OF
1986 — Jim Presley, 3B
1987 — Mark Langston, LHP
Harold Reynolds, 2B
1988 — Harold Reynolds, 2B
1989 — Jeffrey Leonard, OF
1990 — Ken Griffey Jr., OF
Randy Johnson, LHP
1991 — Ken Griffey Jr., OF
1992 — Ken Griffey Jr., OF (MVP)
Edgar Martinez, 3B
1993 — Ken Griffey Jr., OF
Randy Johnson, LHP
1994 — Ken Griffey Jr., OF
Randy Johnson, LHP
1995 — Ken Griffey Jr., OF
Randy Johnson, LHP
Edgar Martinez, DH
Tino Martinez, 1B
1996 — Jay Buhner, OF
Ken Griffey Jr., OF
Edgar Martinez, DH
Alex Rodriguez, SS
Dan Wilson, C
1997 — Joey Cora, 2B
Ken Griffey Jr., OF
Randy Johnson, LHP
Edgar Martinez, DH
Alex Rodriguez, SS

1998 — Ken Griffey Jr., OF
Alex Rodriguez, SS
1999 — Ken Griffey Jr., OF
Edgar Martinez, DH
Alex Rodriguez, SS
Aaron Sele, RHP
Lou Piniella, coach
2001 — Bret Boone, 2B
Mike Cameron, OF
John Olerud, 1B
Edgar Martinez, DH
Ichiro Suzuki, OF
Freddy Garcia, RHP
Jeff Nelson, RHP
Kazuhiro Sasaki, RHP
Lou Piniella, coach
2002 — Ichiro Suzuki, OF
Freddy Garcia, RHP
Kazuhiro Sasaki, RHP
2003 — Ichiro Suzuki, OF
Edgar Martinez, DH
Jamie Moyer, LHP
Shigetoshi Hasegawa, RHP
Bret Boone, 2B
2004 — Ichiro Suzuki, OF
2005 — Ichiro Suzuki, OF
2006 — Jose Lopez, 2B
Ichiro Suzuki, OF

Mariner MVP (Seattle Chapter BBWAA)

1977 — Lee Stanton
1978 — Leon Roberts
1979 — Willie Horton
1980 — Bruce Bochte
1981 — Tom Paciorek
1982 — Bill Caudill
1983 — Pat Putnam
1984* — Alvin Davis
Mark Langston
1985 — Phil Bradley
Mike Moore
1986 — Jim Presley
Mark Langston
1987 — Harold Reynolds
Mark Langston
1988 — Alvin Davis
Mark Langston
1989 — Alvin Davis
Scott Bankhead
1990 — Ken Griffey Jr.
Erik Hanson
1991 — Ken Griffey Jr.
Bill Swift
1992 — Edgar Martinez
Dave Fleming
1993 — Ken Griffey Jr.
Randy Johnson
1994 — No awards presented
1995 — Edgar Martinez
Randy Johnson
1996 — Alex Rodriguez
Bob Wells
1997 — Ken Griffey Jr.
Randy Johnson
1998 — Ken Griffey Jr.
Alex Rodriguez
Jamie Moyer
1999 — Ken Griffey Jr.
Jamie Moyer

2000 — Alex Rodriguez
Kazuhiro Sasaki
2001 — Bret Boone
Ichiro Suzuki
Freddy Garcia
Jamie Moyer
John Olerud
Joel Pineiro
Bret Boone
2002 — Jamie Moyer
Ichiro Suzuki
Ron Villone
2003 — Richie Sexson
Eddie Guardado
2004 — Raul Ibanez
J.J. Putz

* BBWAA began selecting two awards (Player & Pitcher)

Unsung Hero (Seattle Chapter BBWAA)

1993 — Mike Blowers
1994 — No award presented
1995 — Dan Wilson
1996 — Rich Amaral
1997 — Rob Ducey
1998 — Bill Swift
1999 — David Bell
2000 — Joe Oliver
Jose Paniagua
2001 — Mark McLemore
2002 — Desi Relaford
2003 — Julio Mateo
2004 — Jolbert Cabrera
2005 — Willie Bloomquist
2006 — Rafael Soriano

AL All-Star Team

1979 — Bruce Bochte, 1B (UPI)
1981 — Richie Zisk, DH (UPI)
1991 — Ken Griffey Jr., OF (UPI)
1993 — Ken Griffey Jr., OF (UPI)
Randy Johnson, LHP (UPI)

ML All-Star Team

1991 — Ken Griffey Jr., OF (AP)
1994 — Ken Griffey Jr., OF (AP)
1995 — Randy Johnson, LHP (AP)
Edgar Martinez, DH (AP)
1996 — Ken Griffey Jr., OF (AP)
Alex Rodriguez, SS (AP)
1997 — Ken Griffey Jr., OF (AP)
1998 — Ken Griffey Jr., OF (AP)
Alex Rodriguez, SS (AP)
Edgar Martinez, DH (AP)
1999 — Ken Griffey Jr., OF (AP)
2000 — Alex Rodriguez, SS (AP)

H&B Silver Slugger Award

1991 — Ken Griffey Jr.
1992 — Edgar Martinez
1993 — Ken Griffey Jr.
1994 — Ken Griffey Jr.
1996 — Ken Griffey Jr.
Alex Rodriguez
1997 — Ken Griffey Jr.
Edgar Martinez
1998 — Ken Griffey Jr.
Alex Rodriguez
1999 — Ken Griffey Jr.
Alex Rodriguez

MARINERS AWARD WINNERS (continued)

2000 — Alex Rodriguez
 2001 — Bret Boone
 Edgar Martinez
 Ichiro Suzuki
 2003 — Bret Boone
 Edgar Martinez

Rawlings Gold Glove Award®

1987 — Mark Langston, LHP
 1988 — Mark Langston, LHP
 Harold Reynolds, 2B
 1989 — Harold Reynolds, 2B
 1990 — Ken Griffey Jr., OF
 Harold Reynolds, 2B
 1991 — Ken Griffey Jr., OF
 1992 — Ken Griffey Jr., OF
 1993 — Ken Griffey Jr., OF
 Omar Vizquel, SS
 1994 — Ken Griffey Jr., OF
 1995 — Ken Griffey Jr., OF
 1996 — Jay Buhner, OF
 Ken Griffey Jr., OF
 1997 — Ken Griffey Jr., OF
 1998 — Ken Griffey Jr., OF
 1999 — Ken Griffey Jr., OF
 2000 — John Olerud, 1B
 2001 — Mike Cameron, OF
 Ichiro Suzuki, OF
 2002 — Bret Boone, 2B
 John Olerud, 1B
 Ichiro Suzuki, OF
 2003 — Bret Boone, 2B
 Mike Cameron, OF
 John Olerud, 1B
 Ichiro Suzuki, OF
 2004 — Bret Boone, 2B
 Ichiro Suzuki, OF
 2005 — Ichiro Suzuki, OF
 2006 — Ichiro Suzuki, OF

THE SPORTING NEWS AWARDS

ML Player of the Year:

1996 — Alex Rodriguez
 1997 — Ken Griffey Jr.

AL Comeback Player of the Year:

1979 — Willie Horton
 1981 — Richie Zisk
 1985 — Gorman Thomas
 2003 — Gil Meche

AL Pitcher of the Year:

1995 — Randy Johnson

AL Rookie of the Year:

1984 — Alvin Davis
 2001 — Ichiro Suzuki

AL Rookie Pitcher of the Year:

1982 — Ed Vande Berg
 1984 — Mark Langston
 2000 — Kazuhiro Sasaki
 2003 — Rafael Soriano

AL All-Star Team:

1985 — Phil Bradley
 1992 — Dave Fleming
 Ken Griffey Jr.
 Edgar Martinez
 1993 — Ken Griffey Jr.
 1994 — Ken Griffey Jr.

1995 — Randy Johnson
 Edgar Martinez
 1996 — Ken Griffey Jr.
 Alex Rodriguez
 1997 — Ken Griffey Jr.
 Randy Johnson
 Edgar Martinez
 1998 — Ken Griffey Jr.
 Alex Rodriguez
 1999 — Ken Griffey Jr.
 Jamie Moyer
 2000 — Alex Rodriguez
 2001 — Bret Boone
 Edgar Martinez
 Ichiro Suzuki
 2003 — Bret Boone
 2004 — Ichiro Suzuki

Manager of the Year:

2001 — Lou Piniella

AMERICAN LEAGUE AWARDS

Player of the Week:

Aug. 7, 1977 — Dan Meyer
 April 16, 1978 — Bob Stinson
 April 20, 1980 — Bruce Bochte
 Aug. 16, 1981 — Tom Paciorek
 Sept. 27, 1981 — Shane Rawley
 April 25, 1982 — Todd Cruz
 May 9, 1982 — Gaylord Perry
 June 13, 1982 — Gene Nelson
 Sept. 26, 1982 — Bruce Bochte (2)
 July 1, 1984 — Mark Langston
 April 15, 1985 — Phil Bradley
 July 1, 1985 — Spike Owen
 May 2, 1988 — Alvin Davis
 Aug. 1, 1988 — Harold Reynolds
 Sept. 12, 1988 — Mike Moore
 Sept. 19, 1988 — Mark Langston (2)
 April 24, 1989 — Ken Griffey Jr.
 April 16, 1990 — Ken Griffey Jr.
 Brian Holman
 May 28, 1990 — Randy Johnson
 Sept. 3, 1990 — Ken Griffey Sr.
 May 6, 1991 — Harold Reynolds
 July 8, 1991 — Edgar Martinez
 Aug. 12, 1991 — Ken Griffey Jr.
 Aug. 17, 1992 — Edgar Martinez
 April 25, 1993 — Chris Bosio
 July 25, 1993 — Ken Griffey Jr.
 May 30, 1994 — Randy Johnson
 June 25, 1995 — Edgar Martinez
 July 9, 1995 — Tino Martinez
 July 30, 1995 — Mike Blowers
 Sept. 17, 1995 — Jay Buhner
 Sept. 24, 1995 — Randy Johnson
 May 26, 1996 — Ken Griffey Jr.
 June 16, 1996 — Edgar Martinez
 Aug. 25, 1996 — Alex Rodriguez
 Sept. 3, 1996 — Alex Rodriguez
 April 8, 1997 — Ken Griffey Jr.
 May 27, 1997 — Joey Cora
 June 9, 1997 — Randy Johnson (3)
 Sept. 5, 1997 — Ken Griffey Jr.
 April 5, 1998 — David Segui
 May 10, 1998 — Ken Griffey Jr.
 June 28, 1998 — Alex Rodriguez
 July 5, 1998 — Ken Griffey Jr. (9)
 Sept. 5, 1999 — Edgar Martinez
 April 17, 2000 — Alex Rodriguez (4)
 May 22, 2000 — Edgar Martinez

April 30, 2001 — Kazuhiro Sasaki
 August 20, 2001 — Mike Cameron
 May 6, 2002 — Mike Cameron (2)
 Aug. 5, 2002 — Edgar Martinez (7)
 Aug. 8, 2004 — Ichiro Suzuki (1)
 May 7, 2006 — Joel Pineiro
 June 4, 2006 — Ichiro Suzuki (2)
 Sept. 24, 2006 — Raul Ibanez

Player of the Month:

June, 1979 — Dan Meyer
 April, 1990 — Ken Griffey Jr.
 July, 1992 — Edgar Martinez
 August, 1992 — Edgar Martinez
 June, 1995 — Edgar Martinez
 August, 1996 — Alex Rodriguez
 April, 1997 — Ken Griffey Jr. (2)
 May, 2000 — Edgar Martinez
 May, 2003 — Edgar Martinez (5)

Pitcher of the Month:

June, 1982 — Jim Beattie
 Aug., 1987 — Mark Langston
 Sept., 1988 — Mark Langston (2)
 June, 1990 — Randy Johnson
 July, 1991 — Bill Krueger
 Sept., 1995 — Norm Charlton
 June, 1997 — Randy Johnson (2)
 Sept., 1997 — Jeff Fassero
 June, 2003 — Freddy Garcia

Rookie of the Month:

April, 2001 — Ichiro Suzuki
 May, 2001 — Ichiro Suzuki
 Aug., 2001 — Ichiro Suzuki
 Sept., 2001 — Ichiro Suzuki (4)
 Aug., 2003 — Rafael Soriano (1)

THE NEGRO LEAGUE BASEBALL MUSEUM AWARDS

Andrew "Rube" Foster Award (Executive of the Year):

2001 — Pat Gillick

C.I. Taylor Legacy Award (Manager of the Year):

2001 — Lou Piniella

Buck Leonard Legacy Award (AL Batting Title):

2001 — Ichiro Suzuki
 2004 — Ichiro Suzuki

James "Cool Papa" Bell Legacy Award

(AL Stolen Base Title):
 2001 — Ichiro Suzuki

Larry Doby Legend Award (AL Rookie of the Year):

2001 — Ichiro Suzuki

MLB AWARDS

Hutch Award:

2003 — Jamie Moyer

Roberto Clemente Award:

1991 — Harold Reynolds
 2003 — Jamie Moyer
 2004 — Edgar Martinez

MARINERS RECORDS (1977-2006)

BATTING RECORDS

CLUB — SEASON

HIGHEST BATTING AVERAGE — .288 in 2001 (162 games)
 LOWEST BATTING AVERAGE — .240 in 1983 (162 games)
 MOST PLAYERS BATTING .300 OR OVER, 50 OR MORE GAMES — 4 in 1997, 2001
 HIGHEST SLUGGING PCT. — .485 in 1997
 LOWEST SLUGGING PCT. — .356 in 1980 (163 games)
 MOST AT-BATS — 5,722 in 2004 (162 games)
 FEWEST AT-BATS — 5,336 in 1983 (162 games)
 MOST RUNS — 993 in 1996 (161 games)
 MOST RUNS, AT HOME — 473 in 1996 (81 games)
 MOST RUNS, ON ROAD — 520 in 1996 (80 games)
 MOST RUNS, AGAINST ONE CLUB — 140 vs. Tex., 20 games, 2001 (70 at home, 70 at Tex.)
 MOST RUNS, ONE MONTH — 191 in May 1999 (27 games)
 FEWEST RUNS — 558 in 1983 (162 games)
 MOST OPPONENTS RUNS — 905 in 1999 (162 games)
 FEWEST OPPONENTS RUNS — 627 in 2001 (162 games)
 MOST HITS — 1,637 in 2001 (162 games)
 FEWEST HITS — 1,280 in 1983 (162 games)
 MOST PLAYERS, 100 OR MORE HITS — 8 in 1997, 2001, 2002, 2006
 FEWEST PLAYERS, 100 OR MORE HITS — 3 in 1980 (163 games)
 MOST PLAYERS, 200 OR MORE HITS — 2 in 2001
 MOST ONE-BASE HITS — 1,120 in 2001 (162 games)
 FEWEST ONE-BASE HITS — 891 in 1983 (162 games)
 MOST TWO-BASE HITS — 343 in 1996 (161 games)
 FEWEST TWO-BASE HITS — 211 in 1980
 MOST THREE-BASE HITS — 52 in 1979 (162 games)
 FEWEST THREE-BASE HITS — 19 in 1996 (161 games)
 MOST HOME RUNS — 264 in 1997 (162 games)
 MOST HOME RUNS, AT HOME BY MARINERS — 131 in 1997 (81 games)
 MOST HOME RUNS, AT HOME BY OPPONENTS — 116 in 1996 (81 games)
 MOST HOME RUNS, AT KINGDOME — 237 in 1996 (81 games)
 MOST HOME RUNS, AT SAFECO — 164 in 2000 (81 games)
 MOST HOME RUNS, ON ROAD — 133 in 1997 (81 games)
 MOST HOME RUNS, ONE MONTH — 58 in May, 1999 (27 games)
 MOST CONSECUTIVE GAMES, ONE OR MORE HOME RUNS — 19, 9/7-9/27/99 (29 home runs)
 MOST HOME RUNS, CONSECUTIVE GAMES IN WHICH HOME RUNS WERE HIT — 29, 9/7-9/27/99 (19 games)
 MOST TIMES, TWO OR MORE HOME RUNS BY ONE PLAYER, GAME — 23 in 1996 (161 games)
 MOST TIMES, THREE OR MORE HOME RUNS BY ONE PLAYER, GAME — 3 in 1996 (161 games)
 MOST TIMES, FIVE OR MORE HOME RUNS, GAME — 5 in 1999 (162 games)
 MOST HOME RUNS WITH BASES FILLED — 11 in 1996 (161 games), 2000 (162 games)
 MOST HOME RUNS, PINCH-HITTERS — 5 in 1994, 1996
 MOST PLAYERS, 10 OR MORE HOME RUNS — 9 in 1997 (162 games)
 MOST PLAYERS, 20 OR MORE HOME RUNS — 6 in 1997 (162 games)
 MOST PLAYERS, 30 OR MORE HOME RUNS — 3 in 1996 (161 games), 1997 (162 games)
 MOST PLAYERS, 40 OR MORE HOME RUNS — 2 in 1996 (161 games), 1997 (162 games), 1998 (161 games), 1999 (162 games)
 MOST HOME RUNS BY TWO PLAYERS — 98 in 1998 (Ken Griffey Jr. 56, Alex Rodriguez 42) (161 games)
 MOST HOME RUNS BY THREE PLAYERS — 129 in 1996 (Ken Griffey Jr. 49, Jay Buhner 44,

Alex Rodriguez 36) (161 games)
 MOST HOME RUNS AGAINST ONE CLUB — 32, vs. Tex. in 2001
 FEWEST HOME RUNS — 97 in 1978
 MOST TOTAL BASES — 2,741 in 1996 (161 games)
 FEWEST TOTAL BASES — 1,921 in 1978 (160 games)
 MOST LONG HITS — 607 in 1996 (161 games); 343 doubles, 19 triples, 245 home runs
 FEWEST LONG HITS — 350 in 1980 (163 games); 211 doubles, 35 triples, 104 home runs
 MOST RUNS BATTED IN — 954 in 1996 (161 games)
 FEWEST RUNS BATTED IN — 536 in 1983 (162 games)
 MOST PLAYERS, 100 OR MORE RUNS BATTED IN — 4 in 1996 (161 games)
 MOST BASES ON BALLS — 775 in 2000 (162 games)
 MOST INTENTIONAL BASES ON BALLS — 73 in 1993 (162 games)
 FEWEST BASES ON BALLS — 404 in 2006 (162 games)
 FEWEST INTENTIONAL BASES ON BALLS — 19 in 1987 (162 games)
 MOST STRIKEOUTS — 1,148 in 1986 (162 games)
 FEWEST STRIKEOUTS — 702 in 1978 (160 games)
 MOST SACRIFICE HITS — 106 in 1980 (163 games)
 FEWEST SACRIFICE HITS — 28 in 1985 (162 games)
 MOST SACRIFICE FLIES — 72 in 2002 (162 games)
 FEWEST SACRIFICE FLIES — 29 in 1986 (162 games)
 MOST HIT BY PITCH — 75 in 1996 (161 games)
 FEWEST HIT BY PITCH — 19 in 1980 (163 games)
 MOST GROUNDED INTO DOUBLE PLAY — 158 in 1979 (162 games)
 FEWEST GROUNDED INTO DOUBLE PLAY — 100 in 1984 (162 games)
 MOST STOLEN BASES — 174 in 1987, 2001 (162 games)
 FEWEST STOLEN BASES — 81 in 1989 (162 games)
 MOST RUNNERS LEFT ON BASE — 1,257 in 2001 (162 games)
 FEWEST RUNNERS LEFT ON BASE — 1,034 in 1983 (162 games)

CLUB — GAME

MOST AT-BATS — 50, at Min. (6/11/96)
 MOST RUNS — 22, vs. Det. (4/29/99)
 MOST RUNS, OPPONENT — 20, at Det. (4/17/93)
 MOST RUNS, SHUTOUT — 14, at Cal. (8/7/87); vs. Min. (5/15/00); at Bal. (9/16/00)
 MOST RUNS, SHUTOUT, OPP. — 15, at Min. (7/10/77)
 MOST RUNS, INNING — 11, vs. Det. 5th inn. (4/29/99)
 MOST RUNS, INNING, OPPONENT — 11, at Chi., 6th inn. (9/15/83); vs. Tor., 9th inn. (7/20/84)
 MOST RUNS, BOTH CLUBS — 29, at Chi. (18), Sea. (11) (4/18/00)
 MOST HITS — 24, at Min. (6/11/96); at Ana. (9/22/04)
 MOST HITS, OPPONENT — 23, vs. N.Y. (8/25/84)
 MOST HITS, INNING — 9, vs. N.Y. 2nd inn. (8/29/86); at Mil., 8th inn. (7/18/91); vs. Tex., 5th inn. (6/28/96)
 MOST HITS, BOTH CLUBS — 42, Sea. (21) at Bal. (21) (5/17/96)
 FEWEST HITS — 0, at Cal., Langston-Witt (4/11/90); at N.Y., Gooden (5/14/95)
 MOST DOUBLES — 8, vs. Det. (7/20/88); vs. N.Y. (7/14/94); vs. K.C. (5/11/96 & 5/12/96); vs. Tex. (4/14/99)
 MOST TRIPLES — 3, at Tor. (8/30/79); vs. Det. (5/13/86); vs. Chi. (6/13/86); at Bos. (5/13/87); at SD (6/24/05)
 MOST HOME RUNS — 7, vs. Oak. (4/11/85); at Mil. (7/31/96); at Ana. (7/5/99); at Chi. (5/2/02)
 MOST HOME RUNS, OPPONENTS — 8, vs. Cle. (7/16/04)

MARINERS RECORDS (continued)

MOST HOME RUNS, BOTH CLUBS — 10, Sea. (4) at Col. (6) (6/9/99)
MOST HOME RUNS, INNING — 4, vs. Oak., 3rd inn. (9/21/96); at Chi. 1st inn. (5/2/02)
MOST RUNS BATTED IN — 22, vs. Det. (4/29/99)
MOST TOTAL BASES — 43, at Ana. (9/30/00)
MOST STOLEN BASES — 6, vs. Bos. (7/16/04)
MOST STOLEN BASES, OPPONENT — 8, at Oak. (7/29/89)
MOST BASES ON BALLS — 14, vs. Det. (6/15/91)
MOST STRIKEOUTS — 20, at Bos. (4/29/86)
MOST SACRIFICE HITS — 5, vs. Min. (8/1/78)
MOST SACRIFICE FLIES — 5, at Oak. (8/7/88)
MOST PINCH HIT HOME RUNS — 2, vs. N.Y. (4/27/79)
MOST PINCH HIT HOME RUNS, INNING — 2, vs. N.Y., 8th inn. (4/27/79)
MOST LEFT ON BASE — 16, 4 times; last done vs. Bos. (7/20/04)
FEWEST LEFT ON BASE — 0, 13 times; last done vs. Min. (4/4/05)

CLUB — EXTRA-INNING GAME

MOST AT-BATS — 80, at Bos. (9/3/81)
MOST RUNS — 16, at KC, 11 inn. (9/8/02)
MOST RUNS, OPP. — 15, at Cle., 11 inn. (8/5/01)
MOST RUNS IN AN EXTRA INNING — 8, at KC, 11th inning (9/8/02)
MOST RUNS IN AN EXTRA INNING, OPP. — 8, vs. Tex., 11th inning (9/23/91)
MOST HITS — 24, at Bos., 20 inn. (9/3/81)
MOST HITS, OPPONENT — 24, vs. Min., 11 inn. (9/29/89)
MOST HITS, BOTH CLUBS — 47, at Bos. (9/3/81)
MOST BASES ON BALLS — 16, vs. Tor., 11 inn. (5/9/02)
MOST STRIKEOUTS — 18, vs. Cal., 12 inn. (4/24/78)
MOST SACRIFICE HITS — 5, at Min. 13 inn., (7/13/80)
MOST LEFT ON BASE — 22, at Bos. (9/3/81)
MOST DOUBLE PLAYS — 5, at Bos. (9/3/81)
MOST INN., TWO CONSECUTIVE EX-INNING GAMES — 31, 11 inn. at Bal. (9/2/81); 20 inn. at Bos. (9/3/81)
MOST CONSECUTIVE EXTRA-INNING GAMES — 4, (9/16-19/02)

INDIVIDUAL — SEASON

HIGHEST AVERAGE — .372, Ichiro Suzuki (2004)
MOST GAMES — 162, Ruppert Jones & Willie Horton (1979); Raul Ibanez & Ichiro Suzuki (2005)
MOST AT-BATS — 704, Ichiro Suzuki (2004)
MOST PLATE APPEARANCES — 762, Ichiro Suzuki (2004)
MOST RUNS — 141, Alex Rodriguez (1996)
MOST HITS — 262, Ichiro Suzuki (2004)
MOST MULTI-HIT GAMES — 80, Ichiro Suzuki (2004)
MOST TOTAL BASES — 393, Ken Griffey Jr. (1997 & 1998)
MOST DOUBLES — 54, Alex Rodriguez (1996)
MOST TRIPLES — 12, Ichiro Suzuki (2005)
MOST HOME RUNS — 56, Ken Griffey Jr. (1997 & 1998)
MOST RUNS BATTED IN — 147, Ken Griffey Jr. (1997 & 1998)
LONGEST HITTING STREAK — 24, Joey Cora (1997)
LONGEST HITTING STREAK, START OF SEASON — 16, Joey Cora (1998)
MOST SACRIFICE HITS — 15, Craig Reynolds (1978); Larry Milbourne (1980)
MOST SACRIFICE FLIES — 13, Bret Boone (2001); Mike Cameron (2001)
MOST BASES ON BALLS — 123, Edgar Martinez (1996)
MOST INTENTIONAL BASES ON BALLS — 27, Ichiro Suzuki (2002)

MOST STRIKEOUTS — 176, Mike Cameron, (2002)
FEWEST STRIKEOUTS (502 PLATE APPEARANCES) — 32, Joey Cora (1996)
MOST STOLEN BASES — 60, Harold Reynolds (1987)
HIGHEST STOLEN BASE PCT. (min. 20 SB) — .95.7 (45-for-47), Ichiro Suzuki (2006)
MOST CONSECUTIVE STOLEN BASES — 39, Ichiro Suzuki (2006)
MOST HIT BY PITCH — 17, Dave Valle (1993)
HIGHEST PINCH HIT AVERAGE (min. 15 AB) — .667 (10-for-15), Henry Cotto (1991)
MOST PINCH HITS — 12, Larry Milbourne (1979)
MOST GROUNDED INTO DOUBLE PLAYS — 29, Jim Presley (1985)
FEWEST GROUNDED INTO DOUBLE PLAYS (100 GAME MIN.) — 2, Dave Collins (1977); Mike Felder (1993); Joey Cora (1998); Ichiro Suzuki (2006)
MOST EXTRA-BASE HITS — 93, Ken Griffey Jr. (1997)
HIGHEST SLUGGING PERCENTAGE — .674, Ken Griffey Jr. (111 games in 1994); .646 Ken Griffey Jr. (157 games in 1997)
HIGHEST ON-BASE PERCENTAGE — .479, Edgar Martinez (1995)
MOST REACHED BASE ON CATCHER'S INTERFERENCE — 6, Bob Stinson (1978)
MOST HOME RUNS, KINGSDOME — 30, Ken Griffey Jr. (1998)
MOST HOME RUNS, SAFECO — 20, Richie Sexson (2005)
MOST HOME RUNS, ROAD — 29, Ken Griffey Jr. (1997)
MOST GRAND SLAMS — 5, Richie Sexson (2006)
MOST CONSECUTIVE GAMES HITTING HOME RUN — 8, Ken Griffey Jr. (7/20-28/93)
MOST CONSECUTIVE HITS — 9, Raul Ibanez (9/22-23/04)
MOST CONSECUTIVE TIMES REACHING BASE SAFELY — 11, Ken Griffey Jr. (4/23-27/89); Raul Ibanez (9/22-23/04)
MOST CONSECUTIVE GAMES PLAYED — 293, Edgar Martinez (6/12/94-7/20/96)

INDIVIDUAL — GAME

MOST HITS — 6, Raul Ibanez at Ana. (9/22/04)
MOST HITS, EXTRA INNINGS — 5, Joe Simpson at Cle., (8/27/79); Dan Meyer at Det. (6/2/80); Jim Essian at Oak., (4/11/82, game 1); Tino Martinez vs. Oak. (6/29/92); Ichiro Suzuki at Ana. (7/29/04); Randy Winn at Det. (8/21/04)
MOST AT-BATS — 7, Joey Cora at Min. (6/11/96)
MOST AT-BATS, EXTRA INNINGS — 10, Joe Simpson & Bruce Bochte, at Bos. (9/3/81)
MOST RUNS — 5, Ken Griffey Jr. vs. N.Y. (5/24/96); Edgar Martinez vs. Min. (5/17/99); Alex Rodriguez at Tor. (4/16/00)
MOST DOUBLES — 3, 19 times; last done by Willie Bloomquist at Oak. (7/6/05)
MOST TRIPLES — 2, 11 times; last done by Carlos Guillen vs. Chi. (5/9/03)
MOST HOME RUNS — 4, Mike Cameron at Chi. (5/2/02)
3, 10 times; last done by Alex Rodriguez at Tor. (4/16/00)
MOST CONSECUTIVE HOME RUNS — 4, Mike Cameron at Chi. (5/2/02)
3, Gorman Thomas vs. Oak. (4/11/85); Ken Griffey Jr. vs. N.Y. (5/24/96)
MOST HOME RUNS, OPP. — 3, Doug DeCinces at

MARINERS RECORDS (continued)

Sea. (9/8/82); Dan Ford at Sea. (7/20/83); Dave Kingman at Sea. (4/16/84); Jose Canseco at Tex. (6/13/94); John Valentin at Bos. (6/2/95); Cal Ripken vs. Bal. (5/28/96); Tino Martinez at Sea. (4/2/97); N. GarciaParra at Bos. (5/10/99); Chris Woodward at Tor. (8/7/02)

MOST RBIs — 8, Alvin Davis vs. Tor. (5/9/86); Mike Blowers vs. Bos. (5/24/95); Mike Cameron at NY (8/19/01)

MOST STOLEN BASES — 4, Julio Cruz vs. Cle.

(5/24/83); Harold Reynolds vs. Min. (6/10/88); Henry Cotto at Tex. (6/23/90); Mark McLemore vs. Bal. (5/30/01); Ichiro Suzuki vs. Bos. (7/20/04)

MOST WALKS — 5, Tino Martinez at Tor. (4/14/93, 10 innings); Alex Rodriguez vs. KC (4/23/00); Rickey Henderson vs. Tor. (7/30/00); Edgar Martinez at Tex. (6/24/04) (18 inn.)

MOST INTENTIONAL WALKS — 3, twice; last done Ichiro Suzuki vs. Tex. (9/27/05)

MOST STRIKEOUTS — 5, Miguel Olivo at Ana. (7/29/04)

PITCHING RECORDS

CLUB — SEASON

LOWEST EARNED RUN AVERAGE — 3.54 in 2001 (162 games)

HIGHEST EARNED RUN AVERAGE — 5.24 in 1999 (162 games)

MOST COMPLETE GAMES — 39 in 1987 (162 games)

FEWEST COMPLETE GAMES — 4 in 1996 (161 games), 2000 (162 games)

MOST SHUTOUTS — 14 in 2001 (162 games)

FEWEST SHUTOUTS — 1 in 1977 (162 games)

CONSECUTIVE SCORELESS INNINGS — 31.0, July 7-13, 1991

MOST SAVES — 56 in 2001 (162 games)

FEWEST SAVES — 20 in 1978 (160 games)

MOST HITS — 1613 in 1999 (162 games)

FEWEST HITS — 1293 in 2001 (162 games)

MOST RUNS — 905 in 1999 (162 games)

FEWEST RUNS — 627 in 2001 (162 games)

MOST EARNED RUNS — 834 in 1999 (162 games)

FEWEST EARNED RUNS — 576 in 2001 (162 games)

MOST HOME RUNS — 216 in 1996 (161 games)

FEWEST HOME RUNS — 114 in 1989 (162 games)

MOST HIT BATTERS — 72 in 2004 (162 games)

MOST BASES ON BALLS — 684 in 1999 (162 games)

FEWEST BASES ON BALLS — 441 in 2002 (162 games)

MOST STRIKEOUTS — 1,207 in 1997 (162 games)

FEWEST STRIKEOUTS — 630 in 1978 (160 games)

MOST WILD PITCHES — 82 in 1991 (162 games)

FEWEST WILD PITCHES — 31 in 1978 (160 games) and 1980 (163 games)

MOST BALKS — 55 in 1988 (161 games)

CLUB — GAME

MOST WALKS — 15, at Milw. (7/17/91)

MOST STRIKEOUTS — 21, vs. Cle. 12 inn. (9/28/86)

MOST WILD PITCHES — 4, vs. Balt. (4/9/93)

MOST BALKS — 4, vs. Det. (7/18/88)

INDIVIDUAL — SEASON

MOST WINS — 21, Jamie Moyer (2003)

MOST LOSSES — 19, Matt Young (1985); Mike Moore (1987)

HIGHEST WINNING PERCENTAGE — .900, Randy Johnson (1995)

MOST CONSECUTIVE WINS — 16, Randy Johnson (8/11/95-5/2/97)

MOST CONSECUTIVE WINS, ONE SEASON — 10, Paul Abbott (5/28-8/6/01); Jamie Moyer (7/23-9/24/01)

MOST CONSECUTIVE WINS, START OF SEASON — 8, Aaron Sele (2001); Arthur Rhodes (2001)

MOST CONSECUTIVE WINS, START OF SEASON, STARTER — 8, Aaron Sele (2001)

MOST CONSECUTIVE WINS, START OF SEASON, RELIEVER — 8, Arthur Rhodes (2001)

MOST CONSECUTIVE WINS, RELIEVER — 10, Arthur Rhodes (10/1/00-4/9/02)

MOST CONSECUTIVE LOSSES — 16, Mike Parrott (1980)

MOST GAMES — 78, Ed Vande Berg (1982)

MOST GAMES STARTED — 37, Mike Moore (1986)

MOST RELIEF APPEARANCES — 78, Ed Vande Berg (1982)

MOST COMPLETE GAMES — 14, Mike Moore (1985); Mark Langston (1987)

MOST SHUTOUTS WON — 4, Dave Fleming (1992); Randy Johnson (1994)

MOST SHUTOUTS LOST — 6, Jamie Moyer (2006)

MOST 1-0 SHUTOUTS WON — 1, Floyd Bannister (1979); Rick Honeycutt (1978); Matt Young (1983); Mark Langston (1984); Mike Moore (1983, 1986 & 1988); Dave Fleming (1992); Randy Johnson (1992 & 1994); Ryan Franklin (2004)

MOST GAMES FINISHED — 64, Bill Caudill (1982)

MOST SAVES — 45, Kazuhiro Sasaki (2001)

MOST CONSECUTIVE SAVES — 27, Eddie Guardado (4/13-8/9/05)

MOST INNINGS — 272.0, Mark Langston (1987)

MOST BATTERS FACING PITCHER — 1,152, Mark Langston (1987)

MOST RUNS — 145, Mike Moore (1987)

MOST EARNED RUNS — 129, Mark Langston (1986)

MOST HITS — 279, Mike Moore (1986)

MOST CONSECUTIVE EXTRA INN. GAMES — 4, (9/16-19/02)

MOST BASES ON BALLS — 152, Randy Johnson (1991)

MOST INTENTIONAL BASES ON BALLS — 16, Mike Parrott (1979), Shane Rawley (1980)

MOST STRIKEOUTS — 308, Randy Johnson (1993)

MOST STRIKEOUTS, RELIEVER — 111, Bill Caudill (1982)

MOST HIT BATTERS — 18, Randy Johnson (1992)

MOST WILD PITCHES — 16, Matt Young (1990)

MOST BALKS — 11, Rod Scurry (1988)

MOST HOME RUNS ALLOWED — 44, Jamie Moyer (2004)

LOWEST ERA (STARTER) — 2.28, Randy Johnson (1997)

LOWEST ERA (RELIEVER) — 1.48, Shigetoshi Hasegawa (2003)

MOST CONSECUTIVE HITLESS INNINGS — 13.1, John Montague (7/22-30/77)

MOST CONSECUTIVE BATTERS RETIRED — 33, John Montague (7/22-30/77)

MOST CONSECUTIVE SHUTOUT INNINGS (STARTER) — 34.1, Mark Langston (9/14-29/88)

MOST CONSECUTIVE SHUTOUT INNINGS (RELIEVER) — 28.2, Shigetoshi Hasegawa (6/1-8/22/03)

MARINERS RECORDS (continued)

MOST CONSECUTIVE SHUTOUT INNINGS (START OF CAREER) — 17.2, Mark Lowe (7/7-8/14/06)
 MOST CONSECUTIVE SHUTOUT APPEARANCES (START OF CAREER) — 13, Tim Davis (4/4-5/9/94); Mark Lowe (7/7-8/14/06)
 MOST CONSECUTIVE INNINGS, ALLOWING NO HOME RUNS — 86, Shane Rawley (1978-79)
 MOST CONSECUTIVE GAME APPEARANCES — 7, Ed Vande Berg (4/5-4/13/84)

INDIVIDUAL — GAME

MOST INNINGS — 11, Mike Moore, vs. Cal. (8/14/85, game 1)
 FEWEST HITS — 0, Randy Johnson vs. Det. (6/2/90);

Chris Bosio vs. Bos. (4/22/93)
 MOST HITS — 15, Greg Hibbard at Oak. (5/24/94)
 MOST CONSECUTIVE PERFECT INNINGS, START OF GAME — 8.2, Brian Holman at Oak. (4/20/90)
 MOST EARNED RUNS — 11, Jaime Moyer at Chi. (8/9/00)
 MOST HOME RUNS — 5, Chi. vs. Mark Langston (4/19/88); Bos. vs. Jamie Moyer (7/21/06)
 MOST WALKS — 11, Rick Jones at Tex. (6/18/77)
 MOST STRIKEOUTS — 19, Randy Johnson vs. Oak. (6/24/97) & vs. Chi. (8/8/97)
 MOST CONSECUTIVE STRIKEOUTS — 7, Mark Langston vs. Tex. (6/15/84)
 MOST WILD PITCHES — 3, 8 times; last done by Jeff Fassero at Det. (5/30/97)
 MOST BALKS — 4, Gene Walter vs. Det. (7/18/88)

GENERAL RECORDS

CLUB — SEASON

MOST WINS, SEASON — 116, 2001
 MOST WINS, HOME — 57, 2001
 MOST WINS, ROAD — 59, 2001
 MOST LOSSES, SEASON — 104, 1978; Home 55, 1978; Road 58, 1980
 MOST CONSECUTIVE WINS — 15, (5/23-6/8/01)
 MOST CONSECUTIVE LOSSES — 14, (9/2-18/92)
 MOST CONSECUTIVE GAMES WON, HOME — 11, (5/20-6/8/01)
 MOST CONSECUTIVE GAMES LOST, HOME — 11, (8/16-9/10/89)
 MOST CONSECUTIVE GAMES WON, ROAD — 10, (4/8-17/02)
 MOST CONSECUTIVE GAMES LOST, ROAD — 15, (6/22-7/28/04)
 MOST CONSECUTIVE SERIES WON — 29, (8/00-9/23/01)
 MOST SHUTOUTS WON — 14 in 2001
 MOST 1-0 GAMES — Won 3 in 1979; Lost 4 in 1980, 1989 & 1990
 MOST SERIES SWEEP — 16, 2001
 BEST HOMESTANDS — 6-0 (4/9-14/85); 6-0 (4/15-21/91); 7-1 (9/18-27/95); 6-1 (9/16-22/96); 11-1 (5/29-6/10/01)
 MOST WINS, HOMESTAND — 11, (5/29-6/10/01)
 BEST TRIPS — 10-0 (4/8-17/02); 6-0 (9/15-20/00); 11-1 (5/27-6/8/03); 6-2 (6/4-13/82); 6-2 (5/5-13/87); 4-1 (6/29-7/4/82); 7-2 (4/6-4/15/01); 5-1 (4/24-4/29/01); 5-1 (5/8-5/13/01); 5-1 (5/22-5/28/01); 5-1 (7/18-7/23/01)
 WORST TRIP — 0-11 (8/10-20/06)
 LONGEST TRIP — 20 games (7/21-8/11/94)
 MOST ONE-RUN GAMES — 56 in 1993 (29-27)
 MOST ONE-RUN WINS — 31 in 1982
 MOST ONE-RUN LOSSES — 31 in 1978
 BEST RECORD IN ONE-RUN GAMES — 26-12 in 2001
 MOST WINS VS. ONE CLUB — 15, vs. Ana. (2001); vs. Tex. (2001)
 MOST CONSECUTIVE WINS VS. ONE CLUB — 10, vs. K.C. (6/14-9/24/85); vs. Bal. (6/22/00-5/31/01)
 MOST LOSSES VS. ONE CLUB — 17, vs. Oak. (2006)
 MOST CONSECUTIVE LOSSES VS. ONE CLUB — 15, vs. Bos. (1978); vs. Oak (2006)
 MOST PLAYERS USED, SEASON — 51 in 1999
 FEWEST PLAYERS USED, SEASON — 33 in 2001
 MOST PITCHERS USED, SEASON — 28 in 1999

MOST ROOKIES USED, SEASON — 18 in 1993

CLUB — GAME

LARGEST WINNING MARGIN — 17, Sea. (19) vs. Tex. (2) (5/20/94)
 LARGEST LOSING MARGIN — 17, Sea. (3) at Det. (20) (4/17/93)
 LARGEST MARGIN OF COMEBACK — 8 runs, 4/15/97 vs. Ana. (9-1 deficit, won 11-10)
 OLDEST MARINERS PLAYER — Gaylord Perry, 44 years, 9 months & 7 days on 6/22/83
 YOUNGEST MARINERS PLAYER — Edwin Nunez, 18 years, 10 months & 11 days on 4/7/82
 YOUNGEST MARINERS BATTERY — Pitcher Edwin Nunez (19 yrs.) & catcher Orlando Mercado (20 yrs.) on 9/19/82
 OLDEST MARINERS BATTERY — Pitcher Jamie Moyer (42 yrs.) & catcher Pat Borders (42 yrs.) on 7/27/05
 NINE-INNING GAME
 MOST POSITION PLAYERS USED — 19, vs. Chi. (9/18/80)
 MOST PITCHERS USED — 8, vs. K.C. (9/20/88)
 MOST TOTAL PLAYERS USED — 23, vs. Chi. (9/18/80)
 EX-INNING GAME
 MOST POSITION PLAYERS USED — 19, at Bos., 20 inn. (9/3/81)
 MOST PITCHERS USED — 11, at Tex. (9/25/92)
 MOST TOTAL PLAYERS USED — 29, at Tex. (9/25/92)
 MOST PLAYERS USED, BOTH CLUBS — 54, Sea. (29) at Tex. (25) (9/25/92)

CLUB — LENGTH OF GAME

LONGEST GAME, INNINGS — Home, 19, vs. Bos. (8/1/00); Road, 20, at Bos. (8/3-4/81); at Cal. (4/13-14/82)
 LONGEST GAME, TIME, 9-INNINGS — Home, 4:08 vs. NY (8/30/00)
 Road, 4:20 at Bal. (5/17/96)
 LONGEST GAME, TIME, X-INNINGS — Home, 5:34 vs. Bos., 19 inn. (8/1/00)
 Road, 6:06 at Cal., 20 inn. (4/13-14/82)
 SHORTEST GAME, TIME — Home, 1:40 vs. Tor. (7/16/80)
 Road, 1:39 at CWS (4/16/05)

FIELDING RECORDS

CLUB — SEASON

HIGHEST FIELDING PERCENTAGE — .989 in 2003
 LOWEST FIELDING PERCENTAGE — .975 in 1986
 MOST CONSECUTIVE ERRORLESS GAMES — 11 (8/9-21/93); (8/10-8/21/01)
 MOST ERRORS — 156 in 1986
 FEWEST ERRORS — 65 in 2003
 MOST DOUBLE PLAYS — 191 in 1986
 FEWEST DOUBLE PLAYS — 134 in 2002
 MOST TRIPLE PLAYS — 2 in 1986 and 1991
 MOST PASSED BALLS — 24 in 1991
 FEWEST PASSED BALLS — 3 in 1997
 MOST PUTOUTS — 4,429 in 1982
 FEWEST PUTOUTS — 4,255 in 1983
 MOST ASSISTS — 1,929 in 1980
 FEWEST ASSISTS — 1,515 in 2002; 2004
 MOST CHANCES ACCEPTED — 6,456 in 1980
 FEWEST CHANCES ACCEPTED — 5,939 in 2002

CLUB — GAME

MOST DOUBLE PLAYS — 5, at Cal. (5/1/80); at Bos., ex-inn. (9/3/81)
 MOST DOUBLE PLAYS, OPP. — 5, at N.Y. (5/1/77); vs. Min. (4/13/79); at Min. (7/12/80)
 MOST TRIPLE PLAYS — 1, vs. K.C. (4/22/77); at Cle. (5/31/80); vs. Tex. (5/22/81); vs. Mil. (5/13/86); at Oak. (8/12/86); at Tex. (6/1/91); at Tor. (9/10/91); vs. Bal. (8/30/92); vs. Tor. (7/13/95)
 MOST TRIPLE PLAYS, OPP. — 1, at Cal. (7/14/77); vs. Chi. (6/15/86); at Det. (7/3/92, game 2); at Bos. (7/8/94, unassisted); at Det. (8/1/01); at Tex. (4/14/02)
 MOST ERRORS — 7, at Mil. (6/25/78)
 MOST ERRORS, OPP. — 6, vs. Min. (9/29/89)
 MOST PASSED BALLS — 3, at Tex. (10/4/80, J. Narron)

INDIVIDUAL — SEASON

First baseman	.999	David Segui (1998)
Second baseman	.990	Bret Boone (2003)
Third baseman	.977	Jeff Cirillo (2003)
Shortstop	.989	Omar Vizquel (1992)
Outfielder	.997	Ken Griffey Jr. (1992); Jay Buhner (1997); Ichiro Suzuki (2001)
Catcher	.999	Dan Wilson (2001)
Pitcher	1.000	22 times (Felix Hernandez, Joel Pineiro, Jarrod Washburn (2006))

MOST OUTFIELD ASSISTS — 17, Dave Henderson (1983)

INDIVIDUAL — GAME

PITCHERS

Putouts — 5, Felix Hernandez (9/21/05)
 Assists — 7, Mike Parrott (4/9/80)
 Errors — 2, ten times, last by Jeff Fassero (6/17/98)
 Dbl. Plays — 2, five times, last by Bob Wolcott (5/31/97)

CATCHERS

Putouts — 20, Dan Wilson (8/8/97); X-inn — 21, Bob Kearney (9/28/86); Dan Wilson (3/31/96)
 Assists — 4, five times, last by Dan Wilson (5/30/97); X-inn — 4, Dave Valle (5/8/87)
 Errors — 2, eight times, last by Joe Oliver (8/25/98)
 Dbl. Plays — 2, eight times, last by Ben Davis (6/6/03); X-inn — 2, twice, last by Lance Parrish (7/6/92)

FIRST BASE

Putouts — 22, Alvin Davis (5/28/88); X-inn — 23, Alvin Davis (9/9/85)
 Assists — 5, Bruce Bochte (9/4/79); Pete O'Brien (7/15/91); X-inn — 6, David Segui (7/30/98)
 Errors — 2, six times, last by Steve Balboni (6/25/88)
 Dbl. Plays — 4, many times, last by John Olerud (5/1/03); X-inn — 5, Bruce Bochte (8/3/81)

SECOND BASE

Putouts — 9, Julio Cruz (6/7/81); Harold Reynolds (4/28/87); X-inn — 11, Julio Cruz (9/3/81)
 Assists — 12, Harold Reynolds (8/27/86)
 Errors — 3, Joey Cora (6/6/98)
 Dbl. Plays — 4, 12 times, last by Bret Boone (5/2/03); X-inn — 5, Julio Cruz (9/3/81)

THIRD BASE

Putouts — 6, Domingo Ramos (5/23/84)
 Assists — 9, Jim Presley (6/15/85)
 Errors — 4, Edgar Martinez (5/6/90)
 Dbl. Plays — 3, three times, last by Edgar Martinez (7/16/92)

SHORTSTOP

Putouts — 8, Carlos Guillen (4/18/03)
 Assists — 10, two times, last by Carlos Guillen (7/18/01); X-inn — 11, Spike Owen (5/11/84)
 Errors — 3, Craig Reynolds (6/10 & 6/25/78)
 Dbl. Plays — 4, five times, last by Omar Vizquel (6/25/93)

LEFT FIELD

Putouts — 8, Randy Winn (4/17/03)
 Assists — 3, Ron Roenicke (8/13/83)
 Errors — 2, Mackey Sasser (6/13/93)
 Dbl. Plays — 1, many times, last by Al Martin (7/16/01)

CENTER FIELD

Putouts — 11, Ken Griffey Jr. (6/12/96); X-inn — 12, Ruppert Jones (5/16/78)
 Assists — 2, 12 times, last by Mike Cameron (7/17/01); X-inn — 2, Ken Griffey Jr. (8/7/92)
 Errors — 2, seven times, last by Ken Griffey Jr. (7/17/89)
 Dbl. Plays — 2, Mike Cameron (5/23/03)

RIGHT FIELD

Putouts — 8, five times, last by Ichiro Suzuki (5/4/04); X-inn — 9, Al Cowens (4/13/82)
 Assists — 2, 13 times, last by Ichiro Suzuki (6/12/04); X-inn — 2, twice, last by Jay Buhner (7/6/92)
 Errors — 3, Dave Cochrane (6/22/92)
 Dbl. Plays — 1, many times, last by Ichiro Suzuki (6/13/03); X-inn — 2, Jay Buhner (7/6/92)

ROOKIE RECORDS

INDIVIDUAL — SEASON

BATTING

(Min. of 100 games)

HIGHEST AVERAGE — .350, Ichiro Suzuki (2001)
 MOST GAMES — 160, Ruppert Jones (1977)
 MOST AT-BATS — 692, Ichiro Suzuki (2001)
 MOST RUNS — 127, Ichiro Suzuki (2001)
 MOST HITS — 242, Ichiro Suzuki (2001)
 MOST TOTAL BASES — 316, Ichiro Suzuki (2001)
 MOST DOUBLES — 34, Alvin Davis (1984); Ichiro Suzuki (2001)
 MOST TRIPLES — 8, Ruppert Jones (1977); Ichiro Suzuki (2001)
 MOST HOME RUNS — 27, Alvin Davis (1984)
 MOST RUNS BATTED IN — 116, Alvin Davis (1984)
 MOST STOLEN BASES — 56, Ichiro Suzuki (2001)
 MOST BASES ON BALLS — 97, Alvin Davis (1984)
 MOST STRIKEOUTS — 157, Danny Tartabull (1986)
 HIGHEST SLUGGING PCT. — .497, Alvin Davis (1984)
 HIGHEST ON-BASE PCT. — .391, Alvin Davis (1984)
 LONGEST HITTING STREAK — 23, Ichiro Suzuki (2001)

PITCHING — STARTERS

(Min. of 200 IP)

LOWEST ERA — 3.27, Matt Young (1983)
 MOST GAMES WON — 17, Mark Langston (1984); Dave Fleming (1992); Freddy Garcia (1999)
 MOST GAMES LOST — 15, Matt Young (1983)
 MOST GAMES STARTED — 33, Mark Langston (1984);

Dave Fleming (1992); Freddy Garcia (1999)
 MOST COMPLETE GAMES — 7, Dave Fleming (1992)
 MOST SHUTOUTS — 4, Dave Fleming (1992)
 MOST INNINGS PITCHED — 228.1, Dave Fleming (1992)
 MOST HITS ALLOWED — 225, Dave Fleming (1992)
 FEWEST HITS ALLOWED — 178, Matt Young (1983)
 MOST EARNED RUNS — 91, Freddy Garcia (1999)
 FEWEST EARNED RUNS — 74, Matt Young (1983)
 MOST BASES ON BALLS — 118, Mark Langston (1984)
 FEWEST BASES ON BALLS — 60, Dave Fleming (1992)
 MOST STRIKEOUTS — 204, Mark Langston (1984)

PITCHING — RELIEVERS

(Min. of 40 Apps.)

LOWEST ERA — 2.37, Ed Vande Berg (1982)
 MOST GAMES WON — 9, Ed Vande Berg (1982); Bill Risley (1994 in 37 apps.)
 MOST GAMES — 78, Ed Vande Berg (1982)
 MOST SAVES — 37, Kazuhiro Sasaki (2000)
 MOST INNINGS PITCHED — 98.1 (114.1 overall), Enrique Romo (1977)
 MOST HITS ALLOWED — 114, Shane Rawley (1978)
 FEWEST HITS ALLOWED — 45, Mike Schooler (1988)
 MOST EARNED RUNS — 51, Shane Rawley (1978)
 FEWEST EARNED RUNS — 19, Mike Schooler (1988)
 MOST BASES ON BALLS — 66, Shane Rawley (1978)
 FEWEST BASES ON BALLS — 21, Bill Wilkinson (1987)
 MOST STRIKEOUTS — 92 (105 overall), Enrique Romo (1977)

BASEBALL RECORDS HELD OR TIED BY MARINERS

MAJOR LEAGUE

BATTING

MOST HITS, SEASON, Player — 262, Ichiro Suzuki, (2004)
 MOST HITS, SEASON, Lefthander — 262, Ichiro Suzuki, (2004)
 MOST SINGLES, SEASON, Player — 225 Ichiro Suzuki, (2004)
 MOST SINGLES, SEASON, Lefthander — 225 Ichiro Suzuki, (2004)
 MOST TIMES HITTING TWO OR MORE CONSECUTIVE HOME RUNS, SEASON — 19 (1996)
 MOST HOME RUNS WITH NONE ON BASE, INNING — 4, Sea. vs. Oak. (9/21/96); Sea at CWS (5/2/02) TIED
 MOST HOME RUNS, Player, Game — 4, Mike Cameron at CWS (5/2/02) TIED
 MOST PLAYERS WITH TWO OR MORE HOME RUNS, GAME — 3, Sea. at Mil. (7/31/96) TIED
 MOST PLAYERS WITH 10 OR MORE HOME RUNS, SEASON — 9 (1997) TIED
 MOST LONG HITS, SEASON — 607 (1996)
 MOST TOTAL BASES, SEASON — 2,741 (1996)
 MOST TIMES AWARDED FIRST BASE ON CATCHER'S INTERFERENCE, GAME — 2, Dan Meyer at Bos. (5/3/77) & Bob Stinson at Ball. (7/24/79 #1) TIED
 MOST CONSECUTIVE GAMES HITTING ONE OR MORE HOME RUNS — 8, Ken Griffey Jr. (7/20-28/93) TIED

MOST CONSECUTIVE GAMES HITTING ONE OR MORE GRAND SLAMS — 2, Mike Blowers (5/16-17/93) TIED
 MOST HOME RUNS BY PINCH HITTERS, GAME — 2, Sea. vs. N.Y. (4/27/79) TIED
 MOST HOME RUNS BY PINCH HITTERS, INNING — 2, Sea. vs. N.Y., 8th (4/27/79) TIED
 MOST PLAYERS WITH TWO OR MORE HOME RUNS, GAME — 3, Sea. vs. Mil., (7/31/96) TIED
 MOST HOME RUNS IN APRIL — 13, Ken Griffey Jr. (1997)
 MOST HOME RUNS, TEAM, SEASON — 264 (1997)
 HITTING HOME RUNS FROM BOTH SIDES OF PLATE, GAME — Larry Milbourne (7/15/78), Donnie Scott (4/29/85) & David Segui (4/1/98) TIED
 MOST SEASONS BETWEEN 100-RBI SEASONS, CAREER — 12, Willie Horton, 104 in 1966 (Det.), to 106 in 1979 (Sea.)
 MOST SACRIFICE FLIES, GAME — 5, Sea. at Oak. (8/7/88) TIED
 MOST SAC. FLIES, PLAYER, GAME — 3, Edgar Martinez vs. Cle. (8/3/02) TIED
 MOST HITS, ROOKIE — 242, Ichiro Suzuki (2001)
 MOST GAMES HIT SAFELY — 135, Ichiro Suzuki (2001) TIED
 MOST INTENTIONAL BASES ON BALLS, ROOKIE SEASON — 16, Alvin Davis (1984)
 MOST STRIKEOUTS (BY BATTERS), INNING — 4, Sea. vs. Clev. (Mike Paxton) (7/21/78) TIED
 MOST STRIKEOUTS, CLUB, 9-INNING GAME — 20, at Bos.

MARINERS RECORDS (continued)

- (4/29/86) TIED
MOST STRIKEOUTS, BOTH CLUBS, 9-INNING GAME — 30, Sea. 18 & Oak. 12 (4/19/86)
MOST STRIKEOUTS, CLUB, TWO CONSECUTIVE GAMES — 36, at Bos. (4/29-30/86)
MOST STRIKEOUTS, PLAYER, TWO CONSECUTIVE GAMES — 8, Jay Buhner (8/23-8/24/90) TIED
MOST STRIKEOUTS, PLAYER, THREE CONSECUTIVE GAMES — 10, Jay Buhner (8/23-8/25/90) TIED
FEWEST 1-0 GAMES WON, CLUB, SEASON — 0, 1980, 1989, 1990, 1993, 1995, 1996, 1998, 1999 TIED
FEWEST 1-0 GAMES LOST, CLUB, SEASON — 0, 1991, 1995, 1996, 1997, 1998, & 2001 TIED
FEWEST GAMES WON BY ONE RUN, 162-GAME SEASON — 10 (20 lost), 1998
MOST PLAYERS, BOTH CLUBS, EXTRA-INNING GAME — 54, Sea. (29) at Tex. (25), 16 innings (9/25/92)
MOST RUNNERS LEFT ON BASE IN A NINE-INNING SHUTOUT DEFEAT — 16, vs. Tor. (5/7/98)

PITCHING

- MOST STRIKEOUTS IN ONE INNING — 4, Matt Young at Bos. (9/9/90), 4, Kazuhiro Sasaki at Tex. (4/4/03) TIED
FEWEST GRAND SLAMS ALLOWED, CLUB, SEASON — 0, 1987 TIED
MOST PITCHERS, CLUB, EXTRA-INNING GAME — 11, Sea. at Tex., 16 innings (9/25/92)
MOST GRAND SLAMS ALLOWED, SEASON — 4, Mike Schooler (1992) TIED

FIELDING

- HIGHEST FIELDING PERCENTAGE, SEASON — .989, 2003 (5838 TC, 65E)
FEWEST ERRORS, SEASON — 65, 2003
MOST PUTOUTS BY FIRST BASEMAN, 9-INNING GAME — 22, Alvin Davis vs. N.Y. (5/28/88) TIED
MOST ASSISTS BY FIRST BASEMAN, INNING — 3, Jim Maler at Cle. (4/29/82) TIED
MOST ASSISTS BY SECOND BASEMAN, 9-INNING GAME — 12, Harold Reynolds vs. Bal. (8/27/86) TIED
FEWEST PUTOUTS, THIRD BASEMAN, SEASON (MIN. 150 GAMES) — 82, Jim Presley (1985)
MOST PUTOUTS BY OUTFIELDER, EXTRA-INNING GAME — 12, Ruppert Jones at Det., 16 innings (5/16/78) TIED
MOST CHANCES ACCEPTED BY OUTFIELDER, EXTRA-INNING GAME — 12, Ruppert Jones at Detroit (5/16/78) TIED
MOST PUTOUTS BY INFIELD, CLUB, 9-INNING GAME — 26, Sea. vs. N.Y. (5/28/88)
MOST ASSISTS BY INFIELD, CLUB, 9-INNING GAME — 22, Sea. vs. N.Y. (5/28/88)
MOST CHANCES ACCEPTED BY INFIELD, CLUB, 9-INNING GAME — 48, Sea. vs. N.Y. (5/28/88)
MOST CAREER ERRORLESS GAMES BY THIRD BASEMAN — 99, Jeff Cirillo, TIED
MOST LEFTFIELDERS USED, 9-INNING GAME — 5, Sea. vs. Oak. (9/11/92)

MISCELLANEOUS

- MOST CLUB GAMES WON, SEASON — 116, 2001 TIED
MOST CLUB GAMES WON, APRIL — 20, 2001

AMERICAN LEAGUE

- MOST CLUB WINS, SEASON — 116, 2001
MOST CLUB WINS, ROAD — 59, 2001
MOST AT-BATS, ROOKIE — 692, Ichiro Suzuki (2001)
MOST SINGLES — 192, Ichiro Suzuki (2001)
MOST HOME RUNS, FIRST TWO MAJOR LEAGUE GAMES — 2, Alvin Davis (4/11-13/84) TIED
MOST CONSECUTIVE GAMES WITH ONE OR MORE HR, START OF SEASON — 8 (3/31-4/8/98) TIED
MOST HOME RUNS THROUGH MAY 31 — 24, Ken Griffey Jr. (1997)
MOST HOME RUNS THROUGH JUNE 30 — 32, Ken Griffey Jr. (1994)
MOST M.L. BALLPARKS, ONE OR MORE HOME RUNS, SEASON — 16, Ken Griffey Jr. (1998)
MOST PLAYERS WITH 40 OR MORE HOME RUNS, SEASON — 2, 1996 (Ken Griffey Jr. 46, Jay Buhner 44), 1997 (Ken Griffey Jr. 56, Jay Buhner 40), 1998 (Ken Griffey Jr. 56, Alex Rodriguez 42) & 1999 (Ken Griffey Jr. 48, Alex Rodriguez 42) TIED
MOST PLAYERS WITH 30 OR MORE HOME RUNS, SEASON — 3, 1996 (Ken Griffey Jr. 46, Jay Buhner 44, Alex Rodriguez 36) & 1997 (Ken Griffey Jr. 56, Jay Buhner 40, Paul Sorrento 31) TIED
MOST PLAYERS WITH TWO OR MORE HOMERS BY BOTH CLUBS, NINE-INNING GAME — 3, Sea. (2) vs. Oak. (1) (8/2/83); Sea. (3) at Mil. (7/31/96) TIED
MOST HITS BY A ROOKIE CATCHER — 147, Kenji Johjima 2006
MOST PLAYERS WITH THREE OR MORE HOME RUNS IN A GAME, SEASON — 3 (Dan Wilson, Ken Griffey Jr., Edgar Martinez), 1998
MOST CONSECUTIVE CHANCES ACCEPTED WITHOUT AN ERROR, OUTFIELDER, CAREER — 573, Ken Griffey Jr. (4/16/92-8/8/93, 236 games)
MOST ERRORS, Third Baseman, Game — 4, Edgar Martinez (5/6/90) TIED
MOST RUNS, BOTH CLUBS, NINTH INNING — 15, Tor. (11) at Sea. (4), 7/20/84
MOST STRIKEOUTS, TEAM, of OPPOSING HITTEES — 1207 (1997)
MOST STRIKEOUTS BY A LEFT-HANDED PITCHER, 9-INNING GAME — 19, Randy Johnson vs. Oak. (6/24/97) & vs. Chi. (8/8/97)
MOST BALKS BY ONE PITCHER, 9-INNING GAME — 4, Gene Walter vs. Det. (7/18/88) TIED
MOST CONSECUTIVE STRIKEOUTS, CLUB, GAME — 8, at Bos. (4/29/86 - 3 in 4th & 5th, 2 in 6th)
FEWEST SHUTOUT GAMES WON OR TIED, SEASON — 1, Sea. (1977) TIED
MOST INTENTIONAL BASE ON BALLS, SEASON — 94, Sea. (1980)
MOST YEARS LEADING LEAGUE IN ERRORS, SECOND BASEMAN — 4, Harold Reynolds (1987-1990) TIED
FEWEST PASSED BALLS ALLOWED, SEASON — 3 (1997) TIED

MARINERS BATTING ALL-TIME TOP TEN (1977-2006)

GAMES

E. Martinez	2,055
Griffey Jr.	1,535
Buhner	1,440
Wilson	1,251
A. Davis	1,166
Reynolds	1,155
ICHIRO	957
Valle	846
Boone	803
Presley	799

HITS

E. Martinez	2,247
Griffey Jr.	1,742
ICHIRO	1,354
Buhner	1,255
A. Davis	1,163
Wilson	1,071
Reynolds	1,063
A. Rodriguez	966
Boone	863
Presley	736

HOME RUNS

Griffey Jr.	398
E. Martinez	309
Buhner	307
Rodriguez	189
A. Davis	160
Boone	143
Presley	115
Phelps	105
T. Martinez	88
Wilson	88

EXTRA-BASE HITS

E. Martinez	838
Griffey Jr.	748
Buhner	557
A. Rodriguez	396
A. Davis	382
Boone	326
Wilson	308
Presley	275
ICHIRO	266
Reynolds	265

BATTING AVERAGE

(min. 300 games)

ICHIRO	.331
E. Martinez	.312
A. Rodriguez	.308
P. Bradley	.301
Griffey Jr.	.299
Paciorek	.296
Cora	.293
Bochte	.290
Winn	.287
Zisk	.286

AT-BATS

E. Martinez	7,213
Griffey Jr.	5,832
Buhner	4,922
A. Davis	4,136
ICHIRO	4,096
Reynolds	4,090
Wilson	4,085
A. Rodriguez	3,126
Boone	3,119
Presley	2,946

DOUBLES

E. Martinez	514
Griffey Jr.	320
Buhner	231
A. Davis	212
Wilson	207
Reynolds	200
A. Rodriguez	194
Boone	167
Olerud	164
ICHIRO	155

RBI

E. Martinez	1,261
Griffey Jr.	1,152
Buhner	951
A. Davis	667
A. Rodriguez	595
Boone	535
Wilson	508
Presley	418
Olerud	405
ICHIRO	359

WALKS

E. Martinez	1,283
Buhner	788
Griffey Jr.	747
A. Davis	672
Olerud	418
Reynolds	391
J. Cruz	330
Phelps	317
Bochte	313
A. Rodriguez	310

SLUGGING PCT.

(min. 300 games)

Griffey Jr.	.569
A. Rodriguez	.561
Sexson	.522
Phelps	.521
E. Martinez	.515
Buhner	.497
Boone	.478
T. Martinez	.466
Zisk	.463
Paciorek	.460
L. Roberts	.458

RUNS

E. Martinez	1,219
Griffey Jr.	1,063
Buhner	790
ICHIRO	671
A. Rodriguez	627
A. Davis	563
Reynolds	543
Boone	467
Wilson	433
J. Cruz	402

TRIPLES

ICHIRO	50
Reynolds	48
Griffey Jr.	30
P. Bradley	26
Owen	23
Rup. Jones	20
Cameron	19
Meyer	19
Buhner	19
Cora	18

TOTAL BASES

E. Martinez	3,718
Griffey Jr.	3,316
Buhner	2,445
A. Davis	1,875
ICHIRO	1,792
A. Rodriguez	1,753
Wilson	1,568
Boone	1,491
Reynolds	1,410
Presley	1,254

STRIKEOUTS

Buhner	1,375
E. Martinez	1,202
Griffey Jr.	984
Wilson	739
Presley	713
A. Rodriguez	616
Boone	610
Cameron	601
A. Davis	549
P. Bradley	448

STOLEN BASES

J. Cruz	290
ICHIRO	235
Reynolds	228
Griffey Jr.	167
A. Rodriguez	133
P. Bradley	107
Cameron	106
Cotto	102
Amaral	97
McLemore	92

MARINERS PITCHING ALL-TIME TOP TEN (1977-2006)

WINS

Moyer.....	145
Johnson.....	130
Garcia.....	76
Langston.....	74
Moore.....	66
Pineiro.....	58
Hanson.....	56
Meche.....	55
Young.....	45
G. Abbott.....	44

GAMES

Nelson.....	432
Jackson.....	335
Moyer.....	324
Ayala.....	292
Swift.....	282
Rhodes.....	276
Johnson.....	274
Vande Berg.....	272
Charlton.....	249
Schooler.....	243

SHUTOUTS

Johnson.....	19
Langston.....	9
Moore.....	9
Bannister.....	7
Beattie.....	6
Moyer.....	6
Fleming.....	5
Bn. Holman.....	5
Young.....	5
Garcia.....	4
Sele.....	4

WALKS

Johnson.....	884
Langston.....	575
Moore.....	535
Moyer.....	524
Garcia.....	389
Beattie.....	369
Young.....	365
Meche.....	363
Pineiro.....	327
Swift.....	304

LOSSES

Moore.....	96
Moyer.....	87
Johnson.....	74
Beattie.....	72
Langston.....	67
Young.....	66
G. Abbott.....	62
Pineiro.....	55
Hanson.....	54
Bannister.....	50
Franklin.....	50
Garcia.....	50

STARTS

Moyer.....	323
Johnson.....	266
Moore.....	217
Langston.....	173
Garcia.....	169
Pineiro.....	148
Beattie.....	147
Abbott.....	146
Hanson.....	143
Meche.....	143

SAVES

Sasaki.....	129
Schooler.....	98
Charlton.....	67
Guardado.....	59
Ayala.....	56
Caudill.....	52
Putz.....	46
Rawley.....	36
Nunez.....	35
Jackson.....	34
Mesa.....	34

STRIKEOUTS

Johnson.....	2,162
Moyer.....	1,239
Langston.....	1,078
Moore.....	937
Garcia.....	819
Hanson.....	740
Pineiro.....	658
Young.....	597
Meche.....	575
Bannister.....	564

ERA (300 IP)

Nelson.....	3.26
Jackson.....	3.38
Johnson.....	3.42
Reed.....	3.49
B. Clark.....	3.66
Hanson.....	3.69
Bn. Holman.....	3.73
Bannister.....	3.75
Vande Berg.....	3.75
Rawley.....	3.79

COMPLETE GAMES

Moore.....	56
Johnson.....	51
Langston.....	41
Beattie.....	30
G. Abbott.....	28
Bannister.....	24
Hanson.....	21
Honeycutt.....	21
Moyer.....	20
Young.....	19

INNINGS

Moyer.....	2,093.0
Johnson.....	1,838.1
Moore.....	1,457.0
Langston.....	1,197.2
Garcia.....	1,096.1
Pineiro.....	996.0
Hanson.....	967.1
Beattie.....	944.2
G. Abbott.....	904.0
Swift.....	903.2

WINNING PCT.

(min. 50 decisions)	
P. Abbott.....	.679 (36-17)
Johnson.....	.637 (130-74)
Moyer.....	.625 (145-87)
Garcia.....	.603 (76-50)
Sele.....	.585 (38-27)
Halama.....	.569 (41-31)
Meche.....	.556 (55-44)
Fleming.....	.551 (38-31)
Langston.....	.525 (74-67)
Bankhead.....	.516 (33-31)

MARINER ROOKIES WITH 10 WINS IN A SEASON

PLAYER	YEAR	RECORD
Mark Langston	1984	17-10
Dave Fleming	1992	17-10
Freddy Garcia	1999	17-8
Rich DeLucia	1991	12-13
Matt Young	1983	11-15
John Halama	1999	11-10

ALL-TIME ROSTER

Includes all players who have played in at least one game for the Mariners during the seasons listed . . . a total of 552 through the 2006 season.

- A** ABBOTT, Glenn, rhp (1977-81, 83)
 ABBOTT, Paul, rhp (1998-02)
 ACKER, Jim, rhp (1992)
 AGOSTO, Juan, lhp (1992)
 ALLARD, Brian, rhp (1981)
 * ALLEN, Jamie, inf (1983)
 ALLEN, Kim, of (1980-81)
 ALLEN, Rod, of (1983)
 AMARAL, Rich, inf (1991-98)
 ANDERSEN, Larry, rhp (1981-82)
 ANDERSON, Jim, inf (1980-81)
 ANDERSON, Rick, rhp (1980)
 ANTHONY, Eric, of (1994)
 * ATCHISON, Scott, rhp (2004-)
 AUERBACH, Rick, inf (1981)
 AURILIA, Rich, inf (2004)
 AYALA, Bobby, rhp (1994-1998)
 AYRAULT, Bob, rhp (1993)
- B** BACKMAN, Wally, inf (1993)
 * **BAEK, Cha Seung, rhp (2004, 2006-)**
 BAEZ, Jose, inf (1977-78)
 BALBONI, Steve, inf (1988)
 BALDWIN, James, rhp (2002)
 BANKHEAD, Scott, rhp (1987-91)
 BANNISTER, Floyd, lhp (1979-82)
 BAROJAS, Salome, rhp (1984-85)
 BARTON, Shawn, lhp (1992)
 BEAMON, Charlie, inf (1978-79)
 BEARD, Dave, rhp (1984)
 BEATTIE, Jim, rhp (1980-86)
 BELCHER, Tim, rhp (1995)
BELTRE, ADRIAN, inf (2005-)
 BELL, David, inf (1998-2001)
 BENES, Andy, rhp (1995)
 BENIQUEZ, Juan, of (1980)
 BENITEZ, Armando, rhp (2003)
 BERNAZARD, Tony, inf (1983)
 BERNHARDT, Juan, inf (1977-79)
 * BEST, Karl, rhp (1983-86)
 * **BETANCOURT, Yunesky, inf (2005-)**
 BLACK, Bud, lhp (1981)
 * BLACKLEY, Travis, lhp (2004)
 * **BLOOMQUIST, Willie, inf (2002-)**
 BLOWERS, Mike, inf (1992-95, 97, 99)
 BOCHTE, Bruce, inf (1978-82)
 BOCACHICA, Hiram, of (2004)
 * BOHN, T.J., of (2006)
 BONNELL, Barry, of (1984-86)
 * BOONE, Bret, inf (1992-93, 2001-05)
 BORCHARD, Joe, of (2006)
 BORDI, Rich, rhp (1982)
 BORDERS, Pat, c (2001-2005)
 BOSIO, Chris, rhp (1993-96)
 BOSKIE, Shawn, rhp (1994)
 BOSLEY, Thad, of (1982)
 BOURNIGAL, Rafael, inf (1999)
 BRADLEY, Phil, of (1983-87)
 BRADLEY, Scott, c (1986-1992)
 * BRAGG, Darren, of (1994-96)
 BRANCH, Roy, rhp (1979)
 * BRANTLEY, Mickey, of (1986-89)
 BRAUN, Steve, of (1977-78)
 BRILEY, Greg, of (1988-92)
BROUSSARD, Ben, inf (2006-)
 BROWN, Bobby, of (1982)
 BROWN, Kevin, lhp (1992)
 BROWN, Mike, rhp (1986-87)
 BROWN, Tom, rhp (1978)
 * BRUMLEY, Mike, inf (1990)
 * BUBELA, Jaime, of (2005)
 BUHNER, Jay, of (1988-2001)
 BILLING, Terry, c (1981-83)
 BULLINGER, Jim, rhp (1998)
 BUNCH, Mel, rhp (1999)
 * BURBA, Dave, rhp (1990-91)
 BURKE, Steve, rhp (1977-78)
 BURROUGHS, Jeff, of (1981)
- C** CABRERA, Jobert, inf/of (2004)
 * CALDERON, Ivan, of (1984-86)
 CAMERON, Mike, of (2000-2003)
 * CAMPBELL, Mike, rhp (1987-89)
 CAMPILLO, Jorge, rhp (2005-)
 * CARMONA, Rafael, rhp (1995-99)
 CARRARA, Giovanni, rhp (2003)
 CASTILLO, Manny, inf (1982-83)
 CAUDILL, Bill, rhp (1982-83)
 CEDENO, Domingo, inf (1999)
 * CHAMBERS, Al, of (1983-85)
 CHARLTON, Norm, lhp (93,95-97,2001)
 CHAVEZ, Raul, c (1998)
 * **CHICK, Travis, rhp (2006-)**
 * CHOO, Shin-Soo, of (2005-2006)
 CHRISTENSEN, John, of (1987)
 CIRILLO, Jeff, inf (2002-03)
 CLARK, Bryan, lhp (1981-83, 1990)
 CLARKE, Stan, lhp (1987)
 GLAY, Ken, rhp (1981)
 * CLOUDE, Ken, rhp (1997-99)
 * COCHRANE, Dave, inf/c (1989-92)
 COLBORN, Jim, rhp (1978)
 COLBRUNN, Greg, inf (2003)
 COLEMAN, Vince, of (1995)
 * COLES, Darnell, inf (1983-85,1988-90)
 COLLINS, Dave, of (1977)
 COMSTOCK, Keith, lhp (1989-91)
 * CONVERSE, Jim, rhp (1993-94)
 CORA, Joey, inf (1995-1998)
 COTTO, Henry, of (1988-93)
 COWENS, Al, of (1982-86)
 COX, Larry, c (1977, 1979-80)
 COX, Ted, inf (1980)
 CRADLE, Rickey, of (1998)
 * CRAIG, Rodney, inf (1979-80)
 CREEK, Doug, lhp (2002)
 CRUCETA, Francisco, rhp (2006)
 * CRUZ Jr., Jose, of (1997)
 CRUZ, Julio, inf (1977-83)
 CRUZ, Todd, inf (1982-83)
 * CUMMINGS, John, lhp (1993-95)
- D** DARWIN, Jeff, rhp (1994)
 DAVEY, Tom, rhp (1999)
 * DAVIS, Alvin, inf (1984-91)
 DAVIS, Ben, c (2002-2004)
 DAVIS, Russ, inf (1996-99)
 * DAVIS, Tim, lhp (1994-97)
 DAVISON, Scott, rhp (1995-96)
 DECKER, Joe, rhp (1979)
 DeLEON, Luis, rhp (1989)
 DELGADO, Luis, of (1977)
 * DeLUCIA, Rich, rhp (1990-93)
 DIAZ, Alex, of (1995-96)
 * DIAZ, Mario, inf (1987-89)
 * DOBBS, Greg, inf (2004-2006)
 DRAGO, Dick, rhp (1981)
 DRESSLER, Rob, rhp (1979-80)
 DUCEY, Rob, of (1997-98)
 DUNNE, Mike, rhp (1989)
- E** EAVE, Gary, rhp (1990)
 EDLER, Dave, inf (1980-83)
 ERARDI, Greg, rhp (1977)
 ESPINOZA, Alvaro, inf (1997)
 * ESSIAN, Jim, c (1982)
 EVERETT, Carl, of (2006)
- F** FASSERO, Jeff, lhp (1997-99)
 FELDER, Mike, of (1993)
 FERMIN, Felix, inf (1994-95)
 FIELDS, Bruce, of (1988-89)
 FIREVOID, Steve, rhp (1986)
 * FIROVA, Dan, c (1981-82)
 FISHER, Brian, rhp (1992)
 FITZGERALD, Brian, lhp (2002)
 * FLEMING, Dave, lhp (1997-95)
 FOSSAS, Tony, lhp (1998)
- FOSSÉ, Ray, c (1977)
 * FRANKLIN, Ryan, rhp (1999,2001-05)
 FREY, Steve, lhp (1995)
 * FRUTO, Emiliano, rhp (2006)
 * FUENTES, Brian, lhp (2001)
- G** GAJKOWSKI, Steve, rhp (1990)
 GALASSO, Bob, rhp (1977,1981)
 GARCIA, Freddy, rhp (1999-2004)
 * GARDINER, Mike, rhp (1990)
 GATES, Brent, inf (1997)
 GEISEL, Dave, lhp (1984-85)
 GILES, Brian, inf (1990)
 * GIPSON, Charles, of (1998-02)
 GLEATON, Jerry Don, lhp (1981-82)
 * GLINATSKI, George, rhp (1994)
 GONZALEZ, Wiki, c (2005)
 GOSSAGE, Rich, rhp (1994)
 GRANT, Mark, rhp (1992)
 GRAY, Gary, inf (1981-82)
 GREEN, Sean, rhp (2006-
 GRIFFEY, Ken, of (1990-91)
 * GRIFFEY Jr., Ken, of (1989-99)
 GUARDADO, Eddie, lhp (2004-2006)
 * GUTTERMAN, Lee, lhp (1984-87, 95-96)
 * GUEVARA, Giomar, inf (1997-99)
 GUILLEN, Carlos, inf (1998-2003)
 GULDEN, Brad, c (1998)
 GUNDERSON, Eric, lhp (1992)
- H** HALAMA, John, lhp (1999-02)
 HALE, John, of (1978-79)
 * HAMPTON, Mike, lhp (1993)
 HANSEN, Dave, inf (2004-05)
 * HANSON, Erik, rhp (1988-93)
 * HARIKKALA, Tim, rhp (1995-96)
 HARRIS, Gene, rhp (1989-92)
 HARRIS, Jeff, rhp (2005-2006)
 HASEGAWA, Shigetoshi, rhp (2002-05)
 HASELMAN, Bill, c (1992-94)
 HEAVERLO, Dave, rhp (1980)
 HEFFERNAN, Bert, c (1992)
 * HENDERSON, Dave, of (1981-86)
 HENDERSON, Rickey, of (2000)
 HENDERSON, Steve, of (1983-84)
 * HENGL, Dave, of (1986-88)
 HENRY, Butch, lhp (1999)
 HENRY, Dwayne, rhp (1993)
 * HERNANDEZ, Carlos, inf (2000)
 * **HERNANDEZ, Felix, rhp (2005-)**
 HERNANDEZ, Greg, lhp (1994-96)
 HILL, Glenallen, of (1998)
 HILL, Marc, c (1980)
 HILL, Matt, rhp (1994)
 HINCHLIFFE, Brett, rhp (1999)
 HINTON, Rich, lhp (1979)
 HITCHCOCK, Sterling, lhp (1996)
 HODGES, Kevin, rhp (2000)
 HOLDRIED, David, rhp (1998)
 HOLLINS, Dave, inf (1996)
 HOLMAN, Brad, rhp (1993)
 HOLMAN, Mark, rhp (1989-91)
 HOLZEMER, Brian, (1997)
 HONEYCUTT, Rick, lhp (1977-80)
 HORTON, Willie, dh (1979-80)
 HOUSE, Tom, lhp (1977-78)
 * HOWARD, Chris, c (1991, 93-94)
 HOWITT, Donn, of (1992-93)
HUBER, Jon, rhp (2006-)
 HUSMANN, Mark, rhp (1986-87)
 HUNTER, Brian, inf/of (1996)
 HUNTER, Brian L, of (1999)
 HURTADO, Edwin, rhp (1996-1997)
 HUSKEY, Butch, of (1999)
 HUSON, Jeff, inf (1998)
- I** * **IBANEZ, Raul, of (1996-2000; 2004-)**
- J** JACKSON, Mike, rhp (1988-91, 1996)
 JACKSON, Ryan, inf (1999)

- JACOBSEN, Bucky, inf (2004)
- JARVIS, Kevin (2004)
- JAVIER, Stan, of (2000-01)
- JEFFERSON, Reggie, inf (1994)
- * **JIMENEZ, Cesar, lhp (2006-)**
- JOHJIMA, Kenji, c (2006-)**
- JOHNSON, Randy, lhp (1989-1998)
- * **JONES, Adam, of (2006-)**
- * JONES, Calvin, rhp (1991-92)
- JONES, Odell, rhp (1979)
- JONES, Rick, lhp (1977-78)
- JONES, Ross, inf (1986)
- JONES, Ruppert, of (1977-79)
- JONES, Tracy, of (1990-91)
- JORDAN, Ricky, inf (1996)
- JUTZE, Skip, c (1977)

- K**
- KAVE, Justin, rhp (2002)
- KEARNEY, Bob, c (1984-87)
- KEKICH, Mike, lhp (1977)
- KELLY, Roberto, of (1992)
- KIDA, Masau, rhp (2004-05)
- * KING, Kevin, rhp (1993-94)
- KINGERY, Mike, of (1987-89)
- KINGSALE, Eugene, of (2001-02)
- KLINK, Joe, lhp (1996)
- KNACKERT, Brent, rhp (1990)
- KRAMER, Randy, rhp (1992)
- KREITER, Chad, c (1995)
- KRUEGER, Bill, lhp (1991, 1995)

- L**
- LADD, Pete, rhp (1986)
- LAMPKIN, Tom, c (1999-2001)
- LANGSTON, Mark, lhp (1984-89)
- LAWTON, Matt, of (2006)
- LAXTON, Bill, lhp (1977)
- LAZORKO, Jack, rhp (1985)
- LEARY, Tim, rhp (1992-93)
- LEITER, Mark, rhp (1999)
- * LENNON, Patrick, of (1991-92)
- LEONARD, Jeffrey, of (1989-90)
- LEONE, Justin, inf (2004)
- LESHER, Brian, of (2000)
- * LEWIS, Jim, rhp (1979, 1985)
- LIRA, Felipe, rhp (1997-1998)
- LIS, Joe, inf (1977)
- LITTON, Greg, inf (1993)
- * LIVINGSTON, Bobby, lhp (2006)
- LONG, Robert, rhp (1985)
- LODGER, Aaron, rhp (2003)
- LOPEZ, Carlos, of (1977)
- * **LOPEZ, Jose, inf (2004-)**
- LOPEZ, Mickey, inf (2004)
- LORRAINE, Andrew, lhp (1998)
- LOVELACE, Vance, lhp (1990)
- LOVULLO, Torey, inf (1994)
- * LOWE, Derek, rhp (1997)
- * **LOWE, Mark, rhp (2006-)**

- M**
- MABRY, John, of/inf (1999-2000, 2003)
- MACHADO, Robert, c (2000)
- MACK, Quinn, inf (1994)
- MADDUX, Mike, rhp (1997)
- MADRITSCH, Bobby, lhp (2004-05)
- MAGADAN, Dave, inf (1993)
- * MALER, Jim, inf (1981-83)
- MANTO, Jeff, inf (1996)
- MANZANILLO, Josias, rhp (1997)
- MARTE, Darnaso, lhp (1999)
- MARTIN, Al, of (2000-01)
- MARTINEZ, Dennis, rhp (1997)
- * MARTINEZ, Edgar, inf (1987-2004)
- MARTINEZ, Manny, of (1996)
- * MARTINEZ, Tino, inf (1980-95)
- MARZANO, John, c (1996-98)
- * **MATEO, Julio, rhp (2002-)**
- MATTHEWS, Gary, of (1987)
- MacCORMACK, Frank, rhp (1977)
- McCARTHY, Greg, lhp (1996-98)
- McCARTY, David, inf (1998)
- McCRACKEN, Quinton, of (2004)
- * McGUIRE, Bill, c (1988-89)
- * McHENRY, Vance, inf (1981-82)
- McLAUGHLIN, Byron, rhp (1977-80)
- McLEMORE, Mark, inf (2000-03)
- McMILLAN, Tom, inf (1977)

- MEACHAM, Rusty, rhp (1996)
- * MECHE, Gil, rhp (1999-2000, 2003-06)
- * MECIR, Jim, rhp (1995)
- MEDICH, Doc, rhp (1977)
- MEDVIN, Scott, rhp (1990)
- MELENDEZ, Jose, rhp (1990)
- MENDOZA, Mario, inf (1979-80)
- MENHART, Paul, inf (1996)
- * MERCADO, Orlando, c (1982-84)
- MESA, Jose, rhp (1999-2000)
- MEYER, Dan, inf (1977-81)
- MEYERS, Chad, of (2003)
- MESKE, Matt, of (1999)
- MILACKI, Bob, rhp (1996)
- MILBOURNE, Larry, inf (1977-80, 1984-85)
- MINOR, Bias, rhp (1996)
- MIRABELLA, Paul, lhp (1984-86)
- MITCHELL, Keith, of (1994)
- MITCHELL, Kevin, of (1992)
- MITCHELL, Paul, rhp (1977-79)
- * MONAHAN, Shane, of (1998-1999)
- MONTAGUE, John, rhp (1977-79)
- MONTELEONE, Rich, rhp (1987)
- * MOORE, Mike, rhp (1982-88)
- * MOORE, Tommy, rhp (1977)
- MORGAN, Mike, rhp (1985-87)
- * **MORSE, Mike, if-of (2005-)**
- * MOSES, John, of (1982-87, 92)
- MOYER, Jamie, lhp (1996-2006)
- MULHOLLAND, Terry, lhp (1996)
- MURPHY, Rob, lhp (1991)
- * MUSSELMAN, Ron, rhp (1982)
- MYERS, Mike, lhp (2004)

- N**
- NAGEOTTE, Clint, rhp (2004-06)
- NAHORODNY, Bill, c (1984)
- NARRON, Jerry, c (1980-81, 1987)
- * **NAVARRO, Oswaldo, inf (2006-)**
- * NELSON, Gene, rhp (1982-83)
- NELSON, Jamie, c (1983)
- NELSON, Jeff, rhp (1992-95, 2001-03, 2005)
- NELSON, Ricky, of (1983-86)
- * NEWFIELD, Marc, of (1993-95)
- NEWSON, Warren, of (1995)
- NIEDENFUER, Tom, rhp (1989)
- * NIXON, Donnell, of (1987)
- * NUNEZ, Edwin, rhp (1982-88)

- O**
- O'BRIEN, Pete, inf (1990-93)
- * **O'FLAHERTY, Eric, lhp (2006-)**
- OFFERMAN, Jose, of (2002)
- OUJEDA, Miguel, c (2005)
- OLERUD, John, inf (2000-2004)
- OLIVARES, Omar, rhp (1997)
- OLIVER, Joe, c (1998, 2000)
- OLIVO, Miguel, c (2004-05)
- ONTIVEROS, Steve, rhp (1993)
- * OWEN, Spike, inf (1983-86)

- P**
- PACIOREK, Tom, of (1978-81)
- PAGAN, Dave, rhp (1977)
- PANIAGUA, Jose, rhp (1998-2001)
- * PARKER, Clay, rhp (1987, 92)
- PARRISH, Lance, c (1992)
- PARROTT, Mike, rhp (1978-81)
- PARSONS, Casey, of (1981)
- PASLEY, Kevin, c (1977-78)
- PERCONTE, Jack, inf (1984-85)
- PEREZ, Eduardo, inf (2006)
- PEREZ, Robert, of (1998)
- PERRY, Gaylord, rhp (1982-83)
- PETAGINE, Roberto, inf (2006)
- PHELPS, Ken, inf (1983-88)
- * PIÑEIRO, Joel, rhp (2000-2006)
- * PIRKL, Greg, inf (1993-96)
- PLANTENBERG, Erik, lhp (1993-94)
- PLUMMER, Bill, c (1978)
- POLE, Dick, rhp (1977-78)
- PODSIEDNIK, Scott, of (2001-02)
- POWELL, Alonzo, of (1991)
- POWELL, Dennis, lhp (1987-90, 92-93)
- POWER, Ted, rhp (1993)
- * POZO, Arquimedes, inf (1995)
- * PRESLEY, Jim, inf (1984-89)
- PUTNAM, Pat, inf (1983-84)

- * **PUTZ, JJ, rhp (2003-)**
- Q**
- QUINONES, Rey, inf (1986-89)
- QUIROZ, Guillermo, c (2006)
- R**
- RAABE, Brian, inf (1997)
- RABB, John, of (1988)
- RADMANOVICH, Ryan, of (1998)
- RAMOS, Domingo, inf (1982-87)
- RAMSAY, Rob, lhp (1999-2000)
- RANDLE, Lemmy, inf (1981-82)
- RAWLEY, Shane, lhp (1978-81)
- REED, Jeremy, of (2004-)**
- REED, Jerry, rhp (1986-90)
- RELAFORD, Desi, inf (2002)
- RENTERIA, Rich, inf (1987-88)
- REVERING, Dave, inf (1982)
- REYNOLDS, Craig, inf (1977-78)
- * REYNOLDS, Harold, inf (1983-92)
- RHODES, Arthur, lhp (2000-03)
- RICE, Pat, rhp (1991)
- RISLEY, Bill, rhp (1984-95)
- * **RIVERA, Rene, c (2004-)**
- ROBERTS, Dave, lhp (1980)
- ROBERTS, Leon, of (1978-80)
- ROBERTSON, Bob, inf (1978)
- * RODRIGUEZ, Alex, inf (1994-2000)
- RODRIGUEZ, Frankie, rhp (1999-2000)
- ROENICKE, Ron, of (1983)
- ROHRMEIER, Dan, inf (1997)
- ROMO, Enrique, rhp (1977-78)
- ROSSY, Rico, inf (1998)

- S**
- SALKELD, Roger, rhp (1993-94)
- SANCHEZ, Rey (2003)
- SANDERS, Anthony, of (2000-01)
- SANDERS, Scott, lhp (1997)
- SANTAGO, Ramon, inf (2004-05)
- SARMIENTO, Manny, rhp (1980)
- SASAKI, Kazuhiro, rhp (2000-2003)
- SASSER, Mackey, of-c (1993-94)
- SCHAEFFER, Jeff, inf (1990-92)
- * SCHAEFFER, Aaron, rhp (1999)
- SCHMIDT, Dave, rhp (1992)
- SCHODLER, Mike, rhp (1988-92)
- SCOTT, Donne, c (1985)
- SCURRY, Rod, lhp (1988)
- SEGUI, David, inf (1998-99)
- SEGUI, Diego, rhp (1977)
- SELE, Aaron, rhp (2000-01, 2005)
- * SERNA, Paul, inf (1981-82)
- * **SEXSON, Richie, inf (2005-)**
- SEXTON, Jimmy, inf (1977)
- * SHEETS, Andy, inf (1996-97)
- SHEETS, Larry, of (1993)
- * **SHERRILL, George, lhp (2004-)**
- SHIELDS, Steve, rhp (1987)
- SHINNALL, Zak, rhp (1993)
- SIERRA, Ruben, of (2002)
- SIMPSON, Joe, of (1979-82)
- SINATRO, Matt, c (1990-92)
- SINCLAIR, Steve, lhp (1999)
- SLOCUMB, Heathcliff, rhp (1997-98)
- * SMITH, Brock, inf (1987-88)
- SMITH, Tommy, of (1977)
- * SNELLING, Chris, of (2002-2006)
- SNYDER, Brian, lhp (1985)
- SOJO, Luis, inf (1994-96)
- SOLANO, Julio, rhp (1989-89)
- * SORIANO, Rafael, rhp (2002-2006)
- SORRENTO, Paul, inf (1996-97)
- SPRAGUE, Ed, inf (2001)
- * SPENCER, Sean, lhp (1999)
- SPIEZO, Scott, inf (2004-05)
- SPOJARIĆ, Paul, rhp (1997-98)
- STANTON, Lee, of (1977-78)
- STANTON, Mike, rhp (1982-85)
- * STARK, Denny, rhp (1999, 2001)
- STEIN, Bill, inf (1977-80)
- STEIN, Randy, rhp (1979, 1981)
- STINSON, Bob, c (1977-80)
- * STODDARD, Bob, rhp (1981-84)
- STRANGE, Doug, inf (1995-96)
- STROUGHTER, Steve, of (1982)
- STRONG, Jamal, of (2003-05)
- SUZUKI, Ichiro, of (2001-)**

- * SUZUKI, Makoto, rhp (1996-99)
- SVEUM, Dale, inf (1994)
- SWAN, Russ, lhp (1990-93)
- SWEENEY, Brian, rhp (2003)
- SWEET, Rick, c (1982-83)
- * SWIFT, Bill, rhp (1985-86, 88-91, 1998)

- T**
- TARTABULL, Danny, of (1984-86)
 - TAYLOR, Aaron, rhp (2004)
 - * TAYLOR, Terry, rhp (1988)
 - THIGPEN, Bobby, rhp (1994)
 - THOMAS, Garman, of (1984-86)
 - THOMAS, Roy, rhp (1983-86, 1987)
 - THOMAS, Stan, rhp (1977)
 - * THORNTON, Matt, lhp (2004-2005)
 - THURMAN, Gary, of (1995)
 - TIMLIN, Mike, rhp (1997-98)
 - TIMMONS, Ozzie, of (1999)
 - TINSLEY, Lee, of (1993, 97)
 - TOBIG, Dave, rhp (1985)
 - TODD, Jim, rhp (1978)
 - TOMKO, Brett, rhp (2000-2001)
 - TORREALBA, Yorvit, c (2005)
 - TORRES, Salomon, rhp (1995-96)
 - TROUT, Steve, lhp (1988-89)
 - TRUJILLO, Mike, rhp (1986-87)
 - * TURANG, Brian, of (1993-94)
 - TURNER, Shane, inf (1992)
 - TWITCHELL, Wayne, rhp (1979)

U

- UGUETO, Luis, inf (2002-2003)

V

- VALDES, Ismael, rhp (2002)
- VALDEZ, Wilson, inf (2005)
- VALENTINE, Bob, inf/of (1979)
- * VALLE, David, c (1984-93)
- * VANDE BERG, Ed, lhp (1982-85)
- VASQUEZ, Rafael, rhp (1979)
- * VAZQUEZ, Ramon, inf (2001)
- * VILLONE, Ron, lhp (1995; 2004-05)
- VINA, Fernando, inf (1993)
- * VIZQUEL, Omar, inf (1989-93)

W

- * WAGNER, Matt, rhp (1996)
- WAINHOUSE, Dave, rhp (1993)
- WALKER, Mike, rhp (1992)
- WALTER, Gene, lhp (1988)
- WALTON, Reggie, of (1980-81)
- WASHBURN, Jarrod, lhp (2006-)
- WATSON, Allen, lhp (1999)
- WATSON, Mark, lhp (2002)
- WEAVER, Eric, rhp (1999)
- WEAVER, Jim, of (1987)
- WELLS, Bob, rhp (1994-98)
- WHELOCK, Gary, rhp (1977-78, 80)
- WHITE, Matt, lhp (2003)
- WHITEN, Mark, of (1996)
- * WIDGER, Chris, c (1995-96, 2000)
- WILCOX, Milt, rhp (1986)
- WILKINS, Rick, c (1997-1998)
- * WILKINSON, Bill, lhp (1985, 1987-88)
- WILLARD, Jerry, c (1994)
- WILLIAMS, Randy, lhp (2004)
- WILLIAMS, Todd, rhp (1999)
- WILLS, Frank, rhp (1985)
- WILSON, Dan, c (1994-2005)
- WILSON, Glenn, of (1988)
- WILSON, Jim, inf (1989)
- WINN, Randy, of (2003-05)
- * WOLCOTT, Bob, rhp (1995-97)
- WOODS, Jake, lhp (2006-)
- * WOODSON, Kerry, rhp (1992)
- WRIGHT, Ron, inf (2002)

- Y**
- YEAGER, Steve, c (1986)
 - * YOUNG, Matt, lhp (1983-86, 90)

- Z**
- ZAVARAS, Clint, rhp (1989)
 - * ZIMMERMAN, Jordan, lhp (1999)
 - ZISK, Richie, dh (1981-84)

* Product of Mariners farm system

- JOHNSON, Darrell (1977-80)
- LACHEMANN, Rene (1981-83)
- LEFEBVRE, Jim (1989-91)
- MARTINEZ, Marty (1986)
- MELVIN, Bob (2003-2004)
- PINIELLA, Lou (1993-2002)
- PLUMMER, Bill (1992)
- SNYDER, Jim (1988)
- WILLIAMS, Dick (1986-88)
- WILLS, Maury (1980-81)

- HASSEY, Ron (2005-2006)
- HINES, Ben (1984)
- HOWARD, Frank (1987-88)
- JOHNSON, Deron (1984-86, 92)
- JOHNSON, Lamar (2003)
- KUNTZ, Rusty (1989-92)
- LACHEMANN, Rene (2003-2004)
- MAHONEY, Jim (1985-86)
- MARTINEZ, Marty (1993-02)
- MAZEROSKI, Bill (1979-80)
- McLAREN, John (1993-02)
- MEJAS, Sammy (1993-99)
- MOLITOR, Paul (2004)
- MOSES, John (2000-03)
- MYERS, Dave (2001-2004)
- NEWMAN, Jeff (2005)
- NIXON, Russ (1992)
- PAUL, Mike (1989-91)
- PENTLAND, Jeff (2006-)
- PERLOZZO, Sam (1993-95)
- PERRY, Gerald (2000-2002)
- PINSON, Vada (1977-80, 1982-83)
- PLUMMER, Bill (1982-83, 1988-91)
- PRICE, Bryan (2000-05)
- REGAN, Phil (1984-86)
- REYES, Cananea (1981)
- ROHM, Dan (2006)
- ROOF, Phil (1983-88)
- SINATRO, Matt (1995-2002)
- SLATON, Jim (2005-)
- SMITH, Steve (1996-99)
- SNYDER, Jim (1988)
- STOCK, Wes (1977-81)
- SWEET, Rick (1984)
- TOLAN, Bobby (1987)
- VIRGIL, Ozzie (1986-88)
- WARTHEN, Dan (1991-92)
- WILLIAMS, Stan (1998-99)

COACHES

- ALDRETTI, Mike (2004)
- BARFIELD, Jesse (1996-99)
- BAYLOR, Don (2005)
- BEDELL, Howie (1988)
- BOWA, Larry (2000)
- BRYANT, Don (1977-80)
- BUSBY, Jim (1977-78)
- CHAVES, Rafael (2006-)
- CLARK, Ron (1991)
- CLINES, Gene (1989-92)
- CONNORS, Billy (1987-88)
- CONTRERAS, Nardi (1997-1998)
- COTTIER, Chuck (1982-84)
- CUELLAR, Bobby (1995-96)
- DAVIS, Tommy (1981)
- DIDIER, Bob (1989-90)
- DUNCAN, Dave (1982)
- ELIA, Lee (1993-97, 2001-2002)
- ELLIS, Sammy (1993-94)
- FUNK, Frank (1980-81, 1983-84)
- GARCIA, Carlos (2005-)
- GOFF, Mike (2005-)
- GOMEZ, Orlando (2003-2004)
- GRIFFEY, Ken (1993)
- HANSEN, Roger (1992)

HOME RUN NOTES

IN THE KINGDOME				M's SEASON
YEAR	SEA	OPP	TOTAL	TOTAL
1977	75	103	178	133
1978	58	93	151	97
1979	88	94	*182	132
1980	74	99	*173	104
1981#	52	53	*105	89
1982	78	104	182	130
1983	64	80	144	111
1984	68	82	150	129
1985	92	74	166	171
1986	97	99	196	158
1987	103	115	218	161
1988	97	82	*179	148
1989	68	67	135	134
1990	49	60	109	107
1991	69	69	138	126
1992	78	63	141	149
1993	74	66	140	161
1994+	63	44	107	153
1995^	101	73	174	182
1996	121	116	237	245
1997	142	102	244	*264
1998	117	101	218	234
1999‡	75	59	134	*244
Total	1802	1825	3627	3380

IN SAFECO FIELD				M's SEASON
YEAR	SEA	OPP	TOTAL	TOTAL
1999‡‡	47	46	93	244*
2000	92	72	164	198
2001	79	68	147	169
2002	64	82	146	152
2003	69	89	158	139
2004%	71	108	179	136
2005	63	78	141	130
2006	81	86	167	172
Total	566	629	1195	1340

Most in Major Leagues #110 games †42 games
+112 games ‡‡39 games ^145 games %82 games

MANAGERS

- COTTIER, Chuck (1984-86)
- CRANDALL, Del (1983-84)
- HARGROVE, Mike (2005-)

POSTSEASON



2001 AL DIVISION SERIES

CLUB BATTING

PLAYER	AVG	G	AB	R	H	TB	2B	3B	HR	RBI	BB	SO	SB	CS
Bell,D	.313	5	16	2	5	9	1	0	1	2	1	6	0	0
Boone,B	.095	5	21	1	2	2	0	0	0	0	1	11	1	0
Buhner,J	.000	2	3	0	0	0	0	0	0	0	2	1	0	0
Cameron,M	.222	5	18	2	4	10	3	0	1	3	2	7	0	1
Gipson Jr,C	.000	1	1	0	0	0	0	0	0	0	0	0	0	0
Javier,S	.250	4	8	2	2	3	1	0	0	0	2	1	0	0
Lampkin,T	.000	2	2	0	0	0	0	0	0	0	0	2	0	0
Martin,A	.000	3	2	1	0	0	0	0	0	0	0	0	0	0
Martinez,E	.313	5	16	3	5	12	1	0	2	5	5	2	1	0
McLemore,M	.167	5	18	0	3	3	0	0	0	3	1	8	0	0
Olerud,J	.176	5	17	1	3	3	0	0	0	1	3	5	0	0
Sprague,E	.000	1	1	0	0	0	0	0	0	0	0	0	0	0
Suzuki,I	.600	5	20	4	12	13	1	0	0	2	1	0	1	2
Vazquez,R	.000	1	0	0	0	0	0	0	0	0	0	0	0	0
Wilson,D	.200	5	15	0	3	4	1	0	0	0	0	5	0	0
SEATTLE	.247	5	158	16	39	59	8	0	4	16	18	48	3	3
CLEVELAND	.260	5	173	26	45	71	9	1	5	25	13	43	1	0

CLUB PITCHING

PITCHER	W	L	ERA	G	GS	CG	SHO	SV	IP	H	R	ER	HR	BB	SO
Abbott,P	0	0	24.00	1	0	0	0	0	3.0	9	8	8	3	5	3
Charlton,N	0	0	0.00	1	0	0	0	0	1.2	0	0	0	0	0	2
Garcia,F	1	1	3.86	2	2	0	0	0	11.2	13	6	5	1	3	13
Halama,J	0	0	0.00	2	0	0	0	0	3.0	3	0	0	0	0	3
Moyer,J	2	0	1.50	2	2	0	0	0	12.0	8	2	2	0	2	10
Nelson,J	0	0	0.00	3	0	0	0	0	3.0	1	0	0	0	1	5
Paniagua,J	0	0	27.00	2	0	0	0	0	2.0	4	6	6	1	2	1
Rhodes,A	0	0	0.00	3	0	0	0	0	2.2	1	0	0	0	0	1
Sasaki,K	0	0	0.00	3	0	0	0	1	3.0	1	0	0	0	0	5
Sele,A	0	1	9.00	1	1	0	0	0	2.0	5	4	2	0	0	0
SEATTLE	3	2	4.70	5	5	0	0	1	44.0	45	26	23	5	13	43
CLEVELAND	2	3	3.35	5	5	0	1	0	43.0	39	16	16	4	18	48

2001 AL CHAMPIONSHIP SERIES

CLUB BATTING

PLAYER	AVG	G	AB	R	H	TB	2B	3B	HR	RBI	BB	SO	SB	CS
Bell,D	.188	5	16	1	3	3	0	0	0	4	0	3	0	0
Boone,B	.316	5	19	2	6	12	0	0	2	6	2	2	0	0
Buhner,J	.333	3	6	2	2	5	0	0	1	1	1	3	0	0
Cameron,M	.176	5	17	3	3	5	2	0	0	0	4	4	0	0
Gipson Jr,C	.000	2	1	1	0	0	0	0	0	0	0	0	0	0
Guillen,C	.250	3	8	1	2	2	0	0	0	0	0	1	0	0
Javier,S	.214	5	14	2	3	6	0	0	1	2	1	3	1	0
Lampkin,T	.250	2	4	0	1	1	0	0	0	0	1	2	0	0
Martin,A	.500	2	2	1	1	3	0	1	0	0	0	0	0	0
Martinez,E	.150	5	20	1	3	4	1	0	0	0	1	6	0	0
McLemore,M	.143	5	14	1	2	4	0	1	0	3	2	2	0	0
Olerud,J	.211	5	19	2	4	7	0	0	1	3	2	4	0	0
Suzuki,I	.222	5	18	3	4	5	1	0	0	1	4	4	2	0
Wilson,D	.154	4	13	2	2	2	0	0	0	0	0	1	0	0
SEATTLE	.211	5	171	22	36	59	4	2	5	20	18	35	3	0
NEW YORK	.264	5	159	25	42	70	7	0	7	24	23	31	3	3

CLUB PITCHING

PITCHER	W	L	ERA	G	GS	CG	SHO	SV	IP	H	R	ER	HR	BB	SO
Abbott,P	0	0	0.00	1	1	0	0	0	5.0	0	0	0	0	8	2
Charlton,N	0	0	0.00	2	0	0	0	0	1.2	1	0	0	0	2	2
Garcia,F	0	1	3.68	1	1	0	0	0	7.1	7	3	3	0	4	6
Halama,J	0	0	13.50	2	0	0	0	0	2.0	3	3	3	0	0	0
Moyer,J	1	0	2.57	1	1	0	0	0	7.0	4	2	2	1	1	5
Nelson,J	0	0	0.00	2	0	0	0	0	2.1	1	0	0	0	1	3
Paniagua,J	0	0	12.27	3	0	0	0	0	3.2	7	5	5	1	1	1
Pineiro,J	0	0	4.50	1	0	0	0	0	2.0	4	1	1	0	2	5
Rhodes,A	0	0	4.50	2	0	0	0	0	2.0	2	1	1	1	0	2
Sasaki,K	0	1	54.00	1	0	0	0	0	0.1	2	2	2	1	0	0
Sele,A	0	2	3.60	2	2	0	0	0	10.0	11	8	4	3	4	5
SEATTLE	1	4	4.36	5	5	0	0	0	43.1	42	25	21	7	23	31
NEW YORK	4	1	3.80	5	5	0	0	2	45.0	36	22	19	5	18	35

2001 DIVISION SERIES (continued)

2001 AL DIVISION SERIES

Game #1: October 9, 2001 at Safeco Field			
Cleveland	000 301 010 — 5 11 1	SP/WP - Colon	
Seattle	000 000 000 — 0 6 1	SP/LP - Garcia	
	HR - Burks		Att: 48,003
Game #2: October 11, 2001 at Safeco Field			
Cleveland	000 000 100 — 1 6 0	SP/LP - Finley	
Seattle	400 010 00X — 5 6 0	SP/WP - Moyer	
	HR - Cameron, Martinez, Bell		Att: 48,052
Game #3: October 13, 2001 at Jacobs Field			
Seattle	100 000 100 — 2 7 3	SP/LP - Sele	
Cleveland	224 013 05X — 17 19 0	SP/WP - Sabathia	
	HR - Gonzalez, Lofton, Thome		Att: 45,069
Game #4: October 14, 2001 at Jacobs Field			
Seattle	000 000 312 — 6 11 0	SP/WP - Garcia	
Cleveland	010 000 100 — 2 5 2	SP/LP - Colon	
	HR - Gonzalez, Martinez		Att: 45,025
Game #5: October 15, 2001 at Safeco Field			
Cleveland	001 000 000 — 1 4 0	SP/LP - Finley	
Seattle	020 000 10X — 3 9 1	SP/WP - Moyer; S - Sasaki	
			Att: 47,867

2001 AL CHAMPIONSHIP SERIES

Game #1: October 17, 2001 at Safeco Field			
New York	010 200 001 — 4 9 0	SP/WP - Pettitte; S - Rivera	
Seattle	000 010 001 — 2 4 0	SP/LP - Sele	
	HR - O'Neill		Att: 47,644
Game #2: October 18, 2001 at Safeco Field			
New York	030 000 000 — 3 9 1	SP/WP - Mussina; S - Rivera	
Seattle	000 200 000 — 2 6 0	SP/LP - Garcia	
	HR - Javier		Att: 47,791
Game #3: October 20, 2001 at Yankee Stadium			
Seattle	000 027 212 — 14 15 0	SP/WP - Moyer	
New York	200 000 010 — 3 7 2	SP/LP - Hernandez	
	HR - Williams, Olerud, Boone, Buhner		Att: 56,517
Game #4: October 21, 2001 at Yankee Stadium			
Seattle	000 000 010 — 1 2 0	SP - Abbott; LP - Sasaki	
New York	000 000 012 — 3 4 0	SP - Clemens; WP - Rivera	
	HR - Boone, Williams, Soriano		Att: 56,375
Game #5: October 22, 2001 at Yankee Stadium			
Seattle	000 000 300 — 3 9 1	SP/LP - Sele	
New York	004 104 03X — 12 13 1	SP/WP - Pettitte	
	HR - Williams, O'Neill, TMartinez		Att: 56,370

2000 AL DIVISION SERIES

CLUB BATTING

PLAYER	AVG	G	AB	R	H	TB	2B	3B	HR	RBI	BB	SO	SB	CS
Bell,D	.364	3	11	0	4	5	1	0	0	1	2	2	0	0
Buhner,J	.200	2	5	1	1	4	0	0	1	1	2	0	0	0
Cameron,M	.250	3	12	2	3	3	0	0	0	2	0	0	1	0
Guillen,C	.100	1	1	0	1	1	0	0	0	1	0	0	0	0
Henderson,R	.400	3	5	3	2	2	0	0	0	0	1	0	1	0
Ibanez,R	.375	3	8	2	3	3	0	0	0	0	0	0	0	0
Javier,S	.167	3	6	0	1	1	0	0	0	1	0	3	0	0
Martin,A	.000	1	1	0	0	0	0	0	0	0	0	0	0	0
Martinez,E	.364	3	11	2	4	8	1	0	1	2	2	1	0	0
McLemore,M	.111	3	9	1	1	1	0	0	0	0	2	1	0	0
Olerud,J	.300	3	10	2	3	6	0	0	1	2	2	1	0	0
Oliver,J	.250	3	4	1	1	4	0	0	1	1	0	1	0	0
Rodriguez,A	.308	3	13	0	4	4	0	0	0	2	0	2	0	1
Wilson,D	.000	2	3	0	0	0	0	0	0	1	1	2	0	0
SEATTLE	.283	3	99	14	28	42	2	0	4	14	12	13	2	1
CHICAGO	.185	3	92	7	17	30	6	2	1	6	15	16	4	0

CLUB PITCHING

PITCHER	W	L	ERA	G	GS	CG	SHO	SV	IP	H	R	ER	HR	BB	SO
Abbott,P	1	0	1.59	1	1	0	0	0	5.2	5	2	1	0	3	1
Garcia,F	0	0	10.80	1	1	0	0	0	3.1	6	4	4	1	3	2
Mesa,J	1	0	0.00	2	0	0	0	0	2.0	0	0	0	0	1	2
Paniagua,J	1	0	0.00	2	0	0	0	0	2.1	1	0	0	0	2	3
Rhodes,A	0	0	0.00	3	0	0	0	0	2.2	0	0	0	0	2	2
Sasaki,K	0	0	0.00	2	0	0	0	2	2.0	1	0	0	0	0	5
Sele,A	0	0	1.23	1	1	0	0	0	7.1	3	1	1	0	3	1
Tomko,B	0	0	0.00	1	0	0	0	0	2.2	1	0	0	0	1	0
SEATTLE	3	0	1.93	3	3	0	0	2	28.0	17	7	6	1	15	16
CHICAGO	0	3	3.95	3	3	0	0	0	27.1	28	14	12	4	12	13

2000 AL CHAMPIONSHIP SERIES

CLUB BATTING

PLAYER	AVG	G	AB	R	H	TB	2B	3B	HR	RBI	BB	SO	SB	CS
Bell,D	.222	5	18	0	4	4	0	0	0	0	0	0	0	0
Buhner,J	.182	4	11	0	2	2	0	0	0	0	1	6	0	0
Cameron,M	.111	6	18	3	2	2	0	0	0	1	2	7	1	0
Gipson Jr,C	.000	2	0	0	0	0	0	0	0	0	0	0	0	0
Guillen,C	.200	2	5	1	1	4	0	0	1	2	2	2	0	1
Henderson,R	.222	3	9	2	2	3	1	0	0	1	2	2	0	1
Ibanez,R	.000	6	9	0	0	0	0	0	0	0	0	2	0	0
Javier,S	.071	4	14	0	1	1	0	0	0	1	0	4	0	0
Martin,A	.182	4	11	1	2	4	2	0	0	0	2	3	0	0
Martinez,E	.238	6	21	2	5	9	1	0	1	4	3	5	0	0
McLemore,M	.250	5	16	2	4	7	3	0	0	2	2	1	0	0
Olerud,J	.350	6	20	3	7	13	3	0	1	2	2	2	1	0
Oliver,J	.167	4	6	0	1	1	0	0	0	0	1	1	0	0
Rodriguez,A	.409	6	22	4	9	17	2	0	2	5	3	8	1	0
Wilson,D	.091	4	11	0	1	1	0	0	0	0	1	5	0	0
SEATTLE	.215	6	191	18	41	68	12	0	5	18	21	48	3	2
NEW YORK	.279	6	204	31	57	85	10	0	6	31	25	41	4	2

CLUB PITCHING

PITCHER	W	L	ERA	G	GS	CG	SHO	SV	IP	H	R	ER	HR	BB	SO
Abbott,P	0	1	5.40	1	1	0	0	0	5.0	3	3	3	1	3	3
Garcia,F	2	0	1.54	2	2	0	0	0	11.2	10	2	2	0	4	11
Halama,J	0	0	2.89	2	2	0	0	0	9.1	10	3	3	0	5	3
Mesa,J	0	0	12.46	3	0	0	0	0	4.1	5	6	6	2	3	3
Paniagua,J	0	1	4.15	5	0	0	0	0	4.1	4	2	2	0	1	4
Ramsay,R	0	0	0.00	2	0	0	0	0	1.2	2	0	0	0	0	1
Rhodes,A	0	1	31.50	4	0	0	0	0	2.0	8	7	7	1	4	5
Sasaki,K	0	0	0.00	2	0	0	0	1	2.2	3	0	0	0	1	3
Sele,A	0	1	6.00	1	1	0	0	0	6.0	9	4	4	2	0	4
Tomko,B	0	0	7.20	2	0	0	0	0	5.0	3	4	4	0	4	4
SEATTLE	2	4	5.37	6	6	0	1	1	52.0	57	31	31	6	25	41
NEW YORK	4	2	3.06	6	6	1	1	1	53.0	41	18	18	5	21	48

2000 POST SEASON (continued)

2000 AL DIVISION SERIES

Game #1: October 3, 2000 at Comiskey Park			
Seattle	210 000 100 3	— 7 13 0	SP - Garcia; WP - Mesa; S - Sasaki
Chicago	022 000 000 0	— 4 9 0	SP - Parque; LP - Foulke
	HR - Oliver, Durham, Martinez, Olerud		Att: 45,290
Game #2: October 4, 2000 at Comiskey Park			
Seattle	020 110 001	— 5 9 1	SP/WP - Abbott; S - Sasaki
Chicago	101 000 000	— 2 5 1	SP/LP - Sirotko
	HR - Buhner		Att: 45,383
Game #3: October 6, 2000 at Safeco Field			
Chicago	010 000 000	— 1 3 1	SP - Baldwin; LP - Wunsch
Seattle	000 100 001	— 2 6 0	SP - Sele; WP - Paniagua
			Att: 48,010

2000 AL CHAMPIONSHIP SERIES

Game #1: October 10, 2000 at Yankee Stadium			
Seattle	000 001 100	— 2 5 0	SP/WP - Garcia; S - Sasaki
New York	000 000 000	— 0 6 1	SP/LP - Neagle
	HR - Rodriguez		Att: 54,481
Game #2: October 11, 2000 at Yankee Stadium			
Seattle	001 000 000	— 1 7 2	SP - Halama; LP - Rhodes
New York	000 000 07x	— 7 14 0	SP/WP - Hernandez
	HR - Jeter		Att: 55,317
Game #3: October 13, 2000 at Safeco Field			
New York	021 001 004	— 8 13 0	SP/WP - Pettitte; S - Rivera
Seattle	100 010 000	— 2 10 1	SP/LP - Sele
	HR - Williams, TMartinez		Att: 47,827
Game #4: October 14, 2000 at Safeco Field			
New York	000 030 020	— 5 5 0	SP/WP - CLEMENS
Seattle	000 000 000	— 0 1 0	SP/LP - Abbott
	HR - Jeter, Justice		Att: 47,803
Game #5: October 15, 2000 at Safeco Field			
New York	000 200 000	— 2 8 0	SP/LP - Neagle
Seattle	100 050 00x	— 6 8 0	SP/WP - Garcia
	HR - EMartinez, Olerud		Att: 47,802
Game #6: October 17, 2000 at Yankee Stadium			
Seattle	200 200 030	— 7 10 0	SP - Halama; LP - Paniagua
New York	000 300 60x	— 9 11 0	SP/WP - Hernandez
	HR - Guillen, Justice, Rodriguez		Att: 56,598

1997 AL DIVISION SERIES

CLUB BATTING

CLUB	AVG	G	AB	R	H	TB	2B	3B	HR	RBI	BB	SO	SB	CS
Amaral	.500	2	4	2	0	0	0	0	0	0	0	1	0	0
Blowers	.200	3	5	0	1	1	0	0	0	0	0	3	0	0
Buhner	.231	4	13	2	3	9	0	0	2	2	3	6	0	0
Cora	.176	4	17	1	3	3	0	0	0	0	0	4	0	0
Ducey	.500	2	4	0	2	2	0	0	0	1	0	0	0	0
Gates	.000	2	4	0	0	0	0	0	0	0	0	0	0	0
Griffey Jr.	.133	4	15	0	2	2	0	0	0	2	1	3	2	0
Kelly	.308	4	13	1	4	7	3	0	0	1	0	3	0	0
Martinez	.188	4	16	2	3	9	0	0	2	3	0	3	0	0
Rodriguez	.313	4	16	1	5	9	1	0	1	1	0	5	0	0
Sheets	.333	2	3	0	1	1	0	0	0	0	0	2	0	0
Sorrento	.300	4	10	2	3	7	1	0	1	1	2	3	0	0
Wilson	.000	4	13	0	0	0	0	0	0	0	0	9	0	0
SEATTLE	.218	4	133	11	29	48	5	0	6	11	7	42	2	0
BALTIMORE	.289	4	135	23	39	68	11	0	6	23	16	27	2	2

CLUB PITCHING

CLUB	W	L	ERA	G	GS	SHO	SV	IP	H	R	ER	HR	BB	SO
Ayala	0	0	40.50	1	0	0	0	1.1	4	6	6	1	3	2
Charlton	0	0	0.00	2	0	0	0	2.1	2	0	0	0	0	1
Fassero	1	0	1.13	1	1	0	0	8.0	3	1	1	0	4	3
Johnson	0	2	5.54	2	2	0	0	13.0	14	8	8	3	6	16
Moyer	0	1	5.79	1	1	0	0	4.2	5	3	3	1	1	2
Stocumb	0	0	4.50	2	0	0	0	2.0	3	1	1	0	1	0
Spoljaric	0	0	0.00	2	0	0	0	1.2	4	0	0	0	0	1
Timlin	0	0	54.00	1	0	0	0	0.2	3	-4	4	1	1	1
Wells	0	0	0.00	1	0	0	0	1.1	1	0	0	0	0	1
SEATTLE	1	3	5.91	4	4	0	0	35.0	39	23	23	6	16	27
BALTIMORE	3	1	2.75	4	4	0	1	36.0	29	11	11	6	7	42

1997 AL DIVISION SERIES

Game #1: October 1, 1997 at the Kingdome

Baltimore 001 044 000 — 9 13 0 SP/WP - Mussina
 Seattle 000 100 101 — 3 7 1 SP/LP - Johnson
 HR—Berroa, Hoiles, Martinez, Buhner, Rodriguez

Att: 59,579

Game #2: October 2, 1997 at the Kingdome

Baltimore 010 020 240 — 9 14 0 SP/WP - Erickson
 Seattle 200 000 100 — 3 9 0 SP/LP - Moyer
 HR—Baines, Anderson

Att: 59,309

Game #3: October 4, 1997 at Camden Yards

Seattle 001 010 002 — 4 11 0 SP/WP - Fassero
 Baltimore 000 000 002 — 2 5 0 SP/LP - Key
 HR—Buhner, Sorrento

Att: 49,137

Game #4: October 5, 1997 at Camden Yards

Seattle 010 000 000 — 1 2 0 SP/LP - Johnson
 Baltimore 200 010 00x — 3 7 0 SP/WP - Mussina; S - Myers

Att: 48,766

1995 AL DIVISION SERIES

CLUB BATTING

CLUB	AVG	G	AB	R	H	TB	2B	3B	HR	RBI	BB	SO	SB	CS
Amaral	.000	0	0	0	0	0	0	0	0	0	0	0	0	0
Blowers	.167	5	18	0	3	3	0	0	1	3	7	0	0	0
Buhner	.458	5	24	2	11	15	1	0	1	3	2	4	0	1
Coleman	.217	5	23	6	5	10	0	1	1	1	2	4	1	0
Cora	.316	5	19	7	6	10	1	0	1	1	3	0	1	0
Diaz	.333	2	3	0	1	1	0	0	0	0	1	1	0	0
Fermin	.000	3	1	0	0	0	0	0	0	0	0	1	0	0
Griffey Jr.	.391	5	23	9	9	24	0	0	5	7	2	4	1	0
Martinez, E	.571	5	21	6	12	21	3	0	2	10	6	2	0	0
Martinez, T	.409	5	22	4	9	13	1	0	1	5	3	4	0	1
Newson	.000	1	1	0	0	0	0	0	0	0	0	1	0	0
Pirkki	.000	0	0	0	0	0	0	0	0	0	0	0	0	0
Rodriguez	.000	1	1	1	0	0	0	0	0	0	0	0	0	0
Sojo	.250	5	20	0	5	5	0	0	3	0	3	0	0	0
Strange	.000	2	4	0	0	0	0	0	0	1	1	1	0	0
Widger	.000	2	3	0	0	0	0	0	0	0	0	3	0	0
Wilson	.118	5	17	0	2	2	0	0	0	1	2	6	0	0
SEATTLE	.315	5	200	35	63	104	6	1	11	33	25	41	3	2
NEW YORK	.259	5	193	33	50	95	12	0	11	32	32	43	1	1

CLUB PITCHING

CLUB	W	L	ERA	G	GS	SHO	SV	IP	H	R	ER	HR	BB	SO
Ayala	0	0	54.00	2	0	0	0	0.2	6	4	4	1	1	0
Belcher	0	1	6.23	2	0	0	0	4.1	4	3	3	1	5	0
Benes	0	0	5.40	2	2	0	0	11.2	10	7	7	3	9	8
Bosio	0	0	10.57	2	2	0	0	7.2	10	9	9	2	4	2
Charlton	1	0	2.45	4	0	0	1	7.1	4	2	2	1	3	9
Hibbard	0	0	—	0	0	0	0	0.0	0	0	0	0	0	0
Johnson	2	0	2.70	2	1	0	0	10.0	5	3	3	1	6	16
Nelson	0	1	3.18	3	0	0	0	5.2	7	2	2	0	3	7
Risley	0	0	6.00	4	0	0	1	3.0	2	2	2	2	0	1
Wells	0	0	9.00	1	0	0	0	1.0	2	1	1	0	1	0
SEATTLE	3	2	5.79	5	5	0	2	51.1	50	33	33	11	32	43
NEW YORK	2	3	5.94	5	5	0	0	50.0	63	35	33	11	25	41

1995 AL CHAMPIONSHIP SERIES

CLUB BATTING

CLUB	AVG	G	AB	R	H	TB	2B	3B	HR	RBI	BB	SO	SB	CS
Amaral	.000	2	2	0	0	0	0	0	0	0	0	1	0	0
Blowers	.222	6	18	1	4	7	0	0	1	2	0	4	0	0
Buhner	.304	6	23	5	7	18	2	0	3	5	2	8	0	0
Coleman	.100	6	20	0	2	2	0	0	0	0	2	6	4	0
Cora	.174	6	23	3	4	5	1	0	0	0	1	0	2	0
Diaz	.429	4	7	0	3	4	1	0	0	0	1	1	0	0
Fermin	.000	2	0	0	0	0	0	0	0	0	0	0	0	0
Griffey Jr.	.333	6	21	2	7	12	2	0	1	2	4	4	2	1
Martinez, E	.087	6	23	0	2	2	0	0	0	0	2	5	1	1
Martinez, T	.136	6	22	1	3	3	0	0	0	0	3	7	0	0
Rodriguez	.000	1	1	0	0	0	0	0	0	0	0	1	0	0
Sojo	.250	6	20	0	5	7	2	0	0	1	0	2	0	0
Strange	.000	4	4	0	0	0	0	0	0	0	0	2	0	0
Widger	.000	3	1	0	0	0	0	0	0	0	0	1	0	0
Wilson	.000	6	16	0	0	0	0	0	0	0	0	4	0	0
SEATTLE	.184	6	201	12	37	60	8	0	5	10	15	46	9	2
CLEVELAND	.257	6	206	23	53	86	6	3	7	21	25	37	9	1

CLUB PITCHING

CLUB	W	L	ERA	G	GS	SHO	SV	IP	H	R	ER	HR	BB	SO
Ayala	0	0	2.45	2	0	0	0	3.2	3	1	1	1	3	3
Belcher	0	1	6.35	1	1	0	0	5.2	9	4	4	1	2	1
Benes	0	1	23.14	1	1	0	0	2.1	6	6	6	2	2	3
Bosio	0	1	3.38	1	1	0	0	5.1	7	3	2	1	2	3
Charlton	1	0	0.00	3	0	0	1	6.0	1	0	0	0	1	5
Johnson	0	1	2.35	2	2	0	0	15.1	12	6	4	1	2	13
Nelson	0	0	0.00	3	0	0	0	3.0	3	0	0	0	5	3
Risley	0	0	0.00	3	0	0	0	2.2	2	0	0	0	1	2
Widger	0	0	3.00	1	0	0	0	3.0	2	1	1	0	2	2
Wolcott	1	0	2.57	1	1	0	0	7.0	8	2	2	1	5	2
SEATTLE	2	4	3.33	6	6	0	1	54.0	53	23	20	7	25	37
CLEVELAND	4	2	1.64	6	6	2	1	55.0	37	12	10	5	15	46

POSTSEASON

1995 POST SEASON (continued)

1995 AL DIVISION SERIES

Game #1: October 3, 1995 at Yankee Stadium				
Seattle	000-101-202 — 6 9 0	SP - Bosio; LP - Nelson		
New York	002-002-41x — 9 13 0	SP/WP - Cone		
	HR - Boggs, Griffey 2, Sierra			Att: 57,178
Game #2: October 4, 1995 at Yankee Stadium				
Seattle	001-001-200-001-000 — 5 16 2	SP - Benes; LP - Belcher		
New York	000-012-100-001-002 — 7 11 0	SP - Pettitte; WP - Rivera		
	HR - Coleman, Sierra, Mattingly, O'Neill, Griffey, Leyritz			Att: 57,126
Game #3: October 6, 1995 at the Kingdome				
New York	000-100-120 — 4 6 2	SP/LP - McDowell		
Seattle	000-024-10x — 7 7 0	SP/WP - Johnson; S - Charlton		
	HR - BWilliams 2, TMartinez, Stanley			Att: 57,944
Game #4: October 7, 1995 at the Kingdome				
New York	302-000-012 — 8 14 1	SP - Kamieniecki; LP - Wetteland		
Seattle	004-011-05x — 11 16 0	SP - Bosio; WP - Charlton; S - Riskey		
	HR - O'Neill, EMartinez 2, Griffey, Buhner			Att: 57,180
Game #5: October 8, 1995 at the Kingdome				
New York	000-202-000-01 — 5 6 0	SP - Cone; LP - McDowell		
Seattle	001-100-020-02 — 6 15 0	SP - Benes; WP - Johnson		
	HR - Cora, O'Neill, Griffey			Att: 57,411

1995 AL CHAMPIONSHIP SERIES

Game #1: October 10, 1995 at the Kingdome				
Cleveland	001-000-100 — 2 10 1	SP/LP - DMartinez		
Seattle	020-000-10x — 3 7 0	SP/WP - Wolcott; S - Charlton		
	HR - Blowers, Belle			Att: 57,065
Game #2: October 11, 1995 at the Kingdome				
Cleveland	000-022-010 — 5 12 0	SP/WP - Hershiser		
Seattle	000-001-001 — 2 6 1	SP/LP - Belcher		
	HR - Ramirez 2, Griffey, Buhner			Att: 58,144
Game #3: October 13, 1995 at Jacobs Field				
Seattle	011-000-000-03 — 5 9 1	SP - Johnson; WP - Charlton		
Cleveland	000-100-010-00 — 2 4 2	SP - Nagy; LP - Tavarez		
	HR - Buhner 2			Att: 43,643
Game #4: October 14, 1994 at Jacobs Field				
Seattle	000-000-000 — 0 6 1	SP/LP - Benes		
Cleveland	312-001-00x — 7 9 0	SP/WP - Hill		
	HR - Murray, Thome			Att: 43,686
Game #5: October 15, 1995 at Jacobs Field				
Seattle	001-010-000 — 2 5 2	SP/LP - Bosio		
Cleveland	100-002-00x — 3 10 4	SP/WP - Hershiser; S - Mesa		
	HR - Thome			Att: 43,607
Game #6: October 17, 1995 at the Kingdome				
Cleveland	000-010-030 — 4 8 0	SP/WP - DMartinez		
Seattle	000-000-000 — 0 4 1	SP/LP - Johnson		
	HR - Baerga			Att: 58,489

MINOR LEAGUES



Cap



Brandon Morrow

MINOR LEAGUE SYSTEM

Vice President, Scouting	Bob Fontaine
Director, Player Development.....	Frank Mattox
Director, Minor League Operations	Greg Hunter
Administrator, Player Development.....	Jan Plein
Coordinator of Instruction	Pedro Grifol
Pitching Coordinator	Pat Rice
Catching Coordinator	Roger Hansen
Hitting Coordinator	Alonzo Powell
Infield Coordinator.....	Darrin Garner
Outfield/Baserunning Coordinator	Gary Thurman
Strength and Conditioning Coordinator.....	James Clifford
Trainer Coordinator.....	Mickey Clarizio
Special Assignment Coaches	Norm Charlton, Cal McLish
Mental Training Coach	Jack Curtis
Player Education Coordinator.....	Al Coons
Interpreter.....	Sam Kao

MINOR LEAGUE AFFILIATES

AAA Tacoma Rainiers (12th yr.)

Pacific Coast League
Cheney Stadium
2502 South Tyler
Tacoma, WA 98405
253-752-7707
Fax: 253-752-7135
Schlegel Sports, Owner
Dave Lewis, GM
Kevin Katal, Assistant GM
Daren Brown, Manager
Dwight Bernard, Pitching Coach
Terry Pollreis, Coach
Tom Newberg, Trainer

AA West Tennessee Diamond Jaxx (1st yr.)

Texas League
Wolff Municipal Stadium
5757 Hwy. 90 W.
San Antonio, TX 78227
210-675-7275
Fax: 210-670-0001
Dave Elmore, Owner
Burl Yarbrough, GM
Eddie Rodriguez, Manager
Brad Holman, Pitching Coach
Tommy Cruz, Coach
Jeremy Clipperton, Trainer

A High Desert Mavericks (1st yr.)

California League
Arrowhead Credit Union Park
280 South E Street
San Bernardino, CA 92401
909-888-9922
Fax: 909-888-5251
David Oldham, President
Paul Stirtz, GM
Scott Steinmann, Manager
Scott Budner, Pitching Coach
Rafael Santo Domingo, Coach
Matt Toth, Trainer

A Wisconsin Timber Rattlers (15th yr.)

Midwest League
Fox Cities Stadium
2400 N. Casa Loma Drive
Appleton, WI 54913
920-733-4152
Fax: 920-733-8032
Mike Weller, Chairman
Rob Zerjav, President/GM
Jim Horner, Manager
Lance Painter, Pitching Coach
Dana Williams, Coach
Tim Higgins, Trainer

A Everett AquaSox (13th yr.)

Northwest League
Memorial Stadium
3802 Broadway
Everett, WA 98201
425-258-3673
Fax: 425-258-3675
Peter Carfagna, VP Baseball Ops.
Brian Sloan, GM
Mike Tosar, Manager
Gary Wheelock, Pitching Coach
Henry Cotto, Coach
Spyder Webb, Trainer

R Peoria Mariners (15th yr.)

Arizona League
Peoria Sports Complex
15707 North 83rd Avenue
Peoria, AZ 85382
623-776-4818
Fax: 623-776-4826
Jose Moreno, Manager
Chris Sinacori, Pitching Coach
Andy Bottin, Coach
Randy Roetter, Trainer
Sean McQueeney, Physical Therapist
Ryan Stiles, Clubhouse Mgr.

R Dominican Republic Mariners

Dominican Summer League
Villa Mella
Dominican Republic
Patrick Guerrero, Coordinator
Raymond Mejia, Manager
Nasusel Cabrera, Pitching Coach
Francisco Gerez, Coach
Franklin Tavares, Jr., Coach
Joel Guerrero, Conditioning Coach

R Venezuela Mariners

Venezuelan Summer League
Aqua Linda Academy
Aguirre, Carabobo, VZ
Emilio Carrasquel, Coordinator
Russell Vasquez, Manager
Jesus Hernandez, Pitching Coach
William Merentes Oropeza, Coach
Juan Yopez, Trainer
Jesus Moreno, Clubhouse Manager

TACOMA RAINIERS

W-L RECORD: 74-70

BATTERS	AVG	G	AB	R	H	2B	3B	HR	RBI	BB	SO	SB	CS	OBP	SLG	E
ARROYO, JACK	.000	4	2	2	0	0	0	0	0	0	1	0	0	.000	.000	
BELTRAN, JUAN	.167	3	12	1	2	1	0	0	2	0	3	0	0	.167	.250	0
BOHN JR., T.J.	.283	97	378	53	107	20	1	9	43	33	81	15	3	.345	.413	2
BROWN, HUNTER	.262	107	385	64	101	30	2	7	48	55	89	12	5	.357	.405	15
# CABRERA, ASDRUBAL	.236	60	203	27	48	12	2	3	22	24	51	7	5	.323	.360	4
* CASTRO, ISMAEL	.303	49	175	24	53	16	2	4	21	5	21	3	1	.332	.486	8
* CHOO, SHIN-SOO	.323	94	375	71	121	21	3	13	48	45	73	26	4	.394	.499	4
* CLEMENT, JEFF	.257	67	245	23	63	10	0	4	32	16	53	0	2	.321	.347	2
* DOBBS, GREG	.314	99	379	60	119	19	3	9	55	37	58	14	5	.375	.451	3
FERNANDEZ, JAIR	.000	1	3	0	0	0	0	0	0	1	1	0	0	.250	.000	0
FLANNERY, MIKE		1	0	0	0	0	0	0	0	0	0	0	0			0
GARCIA-PARRA, MICHAEL	.316	42	136	26	43	5	0	1	10	22	26	3	3	.422	.375	6
GARY, ALEX	.143	7	21	1	3	1	0	0	0	1	13	1	0	.182	.190	0
# GUZMAN, JUAN	.000	1	4	0	0	0	0	0	0	0	1	0	0	.000	.000	0
JOHNSON, ROB	.231	97	337	28	78	9	4	4	33	13	74	14	7	.261	.318	6
JONES, ADAM	.287	96	380	69	109	19	4	16	62	28	78	13	4	.345	.484	8
* LAHAIR, BRYAN	.327	54	202	36	66	10	0	10	44	23	49	3	0	.393	.525	1
LIVERPOOL, MARQUISE	.000	1	1	0	0	0	0	0	0	0	0	0	0	.000	.000	
LOOPER, AARON	.000	1	1	0	0	0	0	0	0	0	1	0	0	.000	.000	1
MILLER, CORKY	.333	2	6	1	2	0	0	0	0	1	1	0	0	.429	.333	0
MONZON, ERICK	.200	2	5	2	1	0	0	0	1	1	3	0	0	.333	.200	0
# MORBAN, JOSE	.244	26	78	16	19	4	2	1	9	11	26	2	3	.352	.385	10
MORSE, MIKE	.248	57	206	23	51	15	1	5	34	14	46	0	1	.300	.403	3
NAVARRO, OSWALDO	.246	55	183	15	45	9	0	2	21	19	33	1	2	.314	.328	7
NELSON, JON	.284	74	271	43	77	15	4	14	46	12	83	3	3	.332	.524	5
* PETAGINE, ROBERTO	.167	4	6	1	1	0	0	0	0	4	1	0	0	.500	.167	0
QUIROZ, GUILLERMO	.304	38	138	15	42	8	0	3	28	11	29	0	0	.359	.428	0
* REYNOLDS, KEVIN	.333	2	6	0	2	0	0	0	0	0	1	0	0	.333	.333	0
RIVERA, RENE	.667	1	3	1	2	1	0	0	0	0	1	0	0	.667	1.000	0
* SCHWEIGER, BRIAN	.417	6	12	3	5	2	0	0	4	1	2	0	0	.400	.583	1
* SEARS, TODD	.267	45	172	25	46	9	1	5	26	14	37	3	0	.324	.419	2
* SNELLING, CHRIS	.216	69	241	36	52	13	1	5	39	31	60	4	2	.326	.340	2
# YOUNGBAUER, SCOTT	.235	72	243	38	57	11	3	9	23	18	57	3	4	.299	.416	9
* ZORN, DEAN	.059	5	17	2	1	0	0	0	0	0	7	0	0	.059	.059	0
TEAM TOTAL	.273	144	4826	706	1316	260	33	124	651	440	1060	127	54	.339	.417	110

PITCHERS	W-L	ERA	G	GS	CG	SHO	SV	IP	H	R	ER	HR	HB	BB	SO	WP	BK
APPIER, KEVIN	1-2	4.54	10	5	0	0	0	35.2	39	20	18	0	2	24	26	4	2
* ASHER, DAVID	0-0	5.79	3	0	0	0	0	4.2	5	3	3	0	0	3	7	0	0
ATCHISON, SCOTT	4-0	2.34	30	0	0	0	1	50.0	49	13	13	2	1	15	39	2	0
BAEK, CHA SEUNG	12-4	3.00	24	24	0	0	0	147.0	133	57	49	17	6	37	103	5	0
BIBENS-DIRKX, AUSTIN	0-0	0.00	1	0	0	0	0	2.0	2	0	0	0	0	1	5	0	0
* BLACKLEY, TRAVIS	1-1	4.09	2	2	0	0	0	11.0	10	5	5	2	0	5	5	0	0
COLLIS, EVERETT	0-0	0.00	2	0	0	0	0	2.0	0	0	0	0	0	0	1	0	0
CORTEZ, RENE	5-3	4.18	31	0	0	0	5	51.2	61	29	24	3	0	28	50	2	1
CRUCETA, FRANCISCO	13-9	4.38	28	28	1	0	0	160.1	150	81	78	25	6	76	185	18	1
DORMAN, RICH	7-7	4.55	31	16	1	0	1	118.2	101	64	60	13	4	67	114	11	2
FLANNERY, MIKE	0-3	5.32	16	0	0	0	0	23.2	27	20	14	2	0	21	18	0	0
FOPPERT, JESSE	0-1	6.97	5	2	0	0	0	10.1	10	10	8	0	3	14	11	3	0
FRUTO, EMILIANO	1-3	3.18	28	0	0	0	10	45.1	33	23	16	1	6	21	55	4	0
GREEN, SEAN	4-1	2.25	15	0	0	0	5	24.0	18	6	6	0	2	11	12	0	0
HARRIS, JEFF	0-3	5.52	15	4	0	0	0	31.0	43	22	19	6	2	7	13	0	0
HRYNIO, MICHAEL	0-0	9.00	2	0	0	0	0	3.0	2	3	3	0	0	5	0	1	0
HUBER, JON	3-1	2.61	29	0	0	0	12	41.1	46	14	12	3	3	10	38	4	0
HUISMAN, JUSTIN	1-0	7.67	14	1	0	0	0	27.0	35	23	23	6	0	15	21	1	0
HUISMAN, JUSTIN	2-0	8.10	22	1	0	0	0	40.0	50	36	36	8	2	20	32	2	0
* JIMENEZ, CESAR	5-10	4.36	24	19	1	1	3	107.1	107	54	52	8	4	55	66	5	1
* LIVINGSTON, BOBBY	8-11	4.59	23	22	0	0	0	135.1	165	74	69	18	2	36	69	2	2
LOOPER, AARON	0-2	5.98	41	0	0	0	0	64.2	89	50	43	9	2	22	36	2	1
NAGEOTTE, CLINT	7-7	5.74	19	19	0	0	0	89.1	102	63	57	6	6	53	51	8	0
NANNINI, MIKE	0-0	10.00	9	0	0	0	0	9.0	14	14	10	4	0	9	7	0	0
* O'FLAHERTY, ERIC	1-0	0.00	2	0	0	0	0	3.2	3	0	0	0	0	1	4	0	0
* OLDBAM, THOMAS	1-1	6.87	12	1	0	0	0	18.1	24	20	14	6	0	10	14	0	1
PARKER, TERENCE	0-0	0.00	1	0	0	0	0	1.0	0	0	0	0	0	0	0	0	0
SNYDER, JASON	0-1	1.50	2	1	0	0	0	6.0	7	4	1	0	1	2	4	1	0
WRIGHT, DAN	0-0	6.55	4	0	0	0	0	11.0	10	8	8	0	0	7	8	2	0
ZAPATA, JUAN	0-0	6.00	5	0	0	0	0	9.0	10	8	6	2	0	3	8	0	0
TEAM TOTAL	74-70	4.42	144	144	3	9	37	1243.1	1295	688	611	133	50	558	970	75	11

KEY: * - LEFTHANDED HITTER/PITCHER, # - SWITCH HITTER

MINOR LEAGUES

SAN ANTONIO MISSIONS

W-L RECORD: 60-78

BATTERS	AVG	G	AB	R	H	2B	3B	HR	RBI	BB	SO	SB	CS	OBP	SLG	E
ARROYO, JACK	.135	15	37	4	5	0	0	0	0	3	6	1	1	.220	.135	0
BALENTIEN, WLADIMIR	.230	121	444	76	102	23	1	22	82	70	140	14	7	.337	.435	11
* BOUCHER, SEBASTIEN	.248	110	416	60	103	9	6	1	29	65	91	26	9	.351	.305	3
BOURGEIS, JASON	.277	107	411	65	114	22	7	4	38	37	66	23	7	.338	.394	5
CASTRO, ISMAEL	.241	31	112	13	27	6	1	1	9	5	22	4	2	.274	.339	3
CHEN, YUNG CHI	.295	40	149	22	44	9	2	3	22	18	23	5	3	.365	.443	0
* CLEMENT, JEFF	.288	15	59	7	17	6	1	2	10	7	8	0	0	.386	.525	2
* GARCAPARRA, MICHAEL	.305	28	105	13	32	3	1	1	16	8	21	1	1	.375	.381	3
GREGORIO, TOM	.250	3	8	0	2	0	0	0	0	0	3	0	0	.250	.250	0
GUZMAN, JESUS	.257	115	408	57	105	18	3	9	55	46	74	7	3	.335	.382	13
HARGROVE, ANDY	.125	4	8	0	1	0	0	0	0	0	4	0	0	.222	.125	1
* HARRIS, GARY	.206	42	160	15	33	6	1	0	12	6	28	8	3	.243	.256	0
HENSON, JULIAN	.000	1	1	1	0	0	0	0	0	0	0	0	0	.000	.000	0
* HUBBARD, THOMAS	.289	65	242	29	70	15	1	5	33	30	58	0	2	.369	.421	5
* LAHAIR, BRYAN	.293	60	222	22	65	12	0	6	30	24	52	0	0	.371	.428	4
LIVERPOOL, MARQUISE	.250	2	4	1	1	0	0	0	1	0	1	0	0	.250	.250	0
MONZON, ERICK	.245	78	269	32	66	17	2	3	29	25	40	9	0	.311	.357	14
NAVARRO, OSWALDO	.267	79	266	27	71	13	1	1	24	39	57	7	6	.371	.335	13
NELSON, JON	.245	45	163	23	40	10	1	5	18	6	54	3	1	.293	.411	2
OLIVEROS, LUIS	.176	46	153	8	27	3	0	0	5	2	18	0	0	.206	.196	2
QUIROZ, GUILLERMO	.188	16	64	5	12	3	0	3	9	3	15	0	0	.235	.375	4
* REYNOLDS, KEVIN	.217	15	46	6	10	3	0	0	2	2	4	1	2	.250	.283	0
* ROGELSTAD, MATT	.185	23	65	11	12	1	1	1	11	4	9	0	1	.229	.277	0
RUCHTI, JUSTIN	.222	42	144	13	32	5	0	3	17	6	33	0	0	.258	.319	3
SCHWEIGER, BRIAN	.218	27	78	6	17	1	0	0	4	10	20	0	0	.311	.231	3
TUJASOSOPO, MATT	.185	62	216	16	40	4	0	1	10	20	64	2	1	.259	.218	14
# WILSON, MICHAEL	.245	67	249	32	61	12	1	12	43	28	85	1	1	.336	.446	6
# YOUNGBAUER, SCOTT	.280	31	118	12	33	6	2	2	17	13	25	2	1	.351	.415	7
TEAM TOTAL	.247	138	4617	576	1142	207	32	85	526	477	1029	114	51	.323	.361	137

PITCHERS	W-L	ERA	G	GS	CG	SHO	SV	IP	H	R	ER	HR	HB	BB	SO	WP	BK
BAZARDO, YORMAN	6-5	3.64	25	25	0	0	0	138.1	144	65	56	10	9	45	80	9	1
* BLACKLEY, TRAVIS	8-11	4.06	25	25	0	0	0	144.0	139	77	65	18	15	45	100	11	1
CAMPILLO, JORGE	2-0	2.53	2	2	0	0	0	10.2	12	4	3	0	0	2	3	1	0
CHICK, TRAVIS	4-2	3.19	11	11	0	0	0	67.2	57	25	24	3	2	37	44	8	0
EMBRY, BYRON	0-1	2.31	12	0	0	0	5	11.2	8	3	3	0	1	4	20	4	0
* FEIERABEND, RYAN	9-12	4.28	28	28	0	0	0	153.2	156	87	73	16	7	55	127	6	1
FILLINGER, CHAD	7-1	3.44	32	0	0	0	0	68.0	63	30	26	6	4	23	55	6	0
FLANNERY, MIKE	0-4	5.11	20	0	0	0	1	37.0	40	30	21	1	3	19	26	5	1
HUBER, JON	0-3	4.88	21	0	0	0	11	24.0	30	13	13	0	1	4	19	0	0
JAMES, CRAIG	4-3	2.61	43	0	0	0	1	62.0	54	24	18	3	7	33	56	4	1
* JIMENEZ, CESAR	0-2	2.76	3	3	0	0	0	16.1	10	5	5	0	1	5	10	1	0
JORDAN, JUSTIN	0-0	10.38	1	0	0	0	0	4.1	10	5	5	2	0	1	0	0	0
KAHN, STEPHEN	1-3	6.23	31	0	0	0	0	39.0	50	30	27	3	3	31	33	3	0
LOWE, MARK	0-2	2.16	11	0	0	0	4	16.2	14	4	4	1	0	3	14	0	0
* MACKINTOSH, JASON	4-5	3.38	36	11	0	0	0	98.2	97	44	37	8	5	34	59	6	0
MATEO, NATHANIEL	3-7	5.80	26	7	0	0	0	68.1	78	50	44	10	6	30	60	1	0
MOORHEAD, BRANDON	2-3	6.02	9	8	0	0	0	40.1	51	28	27	3	4	17	25	3	1
* O'FLAHERTY, ERIC	2-2	1.14	25	0	0	0	7	39.1	45	10	5	0	4	15	36	0	2
* PETTYJOHN, ADAM	2-4	2.91	17	3	0	0	1	52.2	46	18	17	5	1	14	45	1	2
* ROHRBAUGH, ROBERT	5-5	3.78	14	14	0	0	0	85.2	87	37	36	9	4	27	64	4	2
* ROWLAND-SMITH, RYAN	1-3	2.83	23	1	0	0	4	41.1	38	18	13	2	1	18	48	2	0
TEAM TOTAL	60-78	3.85	138	138	0	7	34	1219.2	1229	607	522	100	78	461	925	75	12

KEY: * - LEFTHANDED HITTER/PITCHER, # - SWITCH HITTER

2006 MARINERS ORGANIZATIONAL STANDINGS

Team	League	Level	Won-Lost	Standings	GB
Tacoma	Pacific Coast	AAA	74-70	2nd	-7.0
San Antonio	Texas	AA	27-41, 1st Half 33-37, 2nd Half	4th 4th	-13.5 -9.5
Inland Empire	California	A	39-31, 1st Half 33-37, 2nd Half	1st 4th	+3.0 -5.0
- won 3-1 over Lake Elsinore in the California League South Division Finals. - Won 3-2 over Visalia in the California League Championships.					
Wisconsin	Midwest	A	27-43, 1st Half 27-43, 2nd Half	7th 7th	+14.5 +15.5
Everett	Northwest	Short-A	31-45	4th	-24.0
Peoria	Arizona	Rookie	14-14, 1st Half 11-16, 2nd Half	5th 7th	-4.0 -8.0

BATTERS		W-L RECORD: 72-68										KEY: - LEFT-HANDED HITTER/PITCHER, # - SWITCH HITTER																				
AVG	G	AB	R	H	2B	3B	HR	RBI	BB	SO	SB	CS	OBP	SLG	E	W-L	ERA	G	GS	CG	SHO	SV	IP	R	ER	HR	HB	BB	SO	WP	BK	
253	50	182	24	46	9	2	1	19	15	46	9	0	.322	.341	8	0-1	31.50	6	0	0	0	2	20	3	7	7	5	0	0	0		
ARROYO, JACK																																
252	50	182	24	46	9	2	1	19	15	46	9	0	.322	.341	8	2-1	0.82	3	0	0	0	12	12	2	2	2	2	13	0	0		
BALDWIN, ANDREW																																
6-10	29	27	3	0	0	0	0	153.0	145	66	67	19	1	2	2	2	1.42	12	1	0	0	12.2	8	3	2	2	9	10	2	0		
BELTRAN, SAYDEL																																
0-0	3	8	1	0	0	0	0	2.2	1	1	0	0	.38	1.1	0-0	3.38	1	0	0	0	0	2.2	1	1	0	0	9	10	2	0		
BLANCO, IVAN																																
5-3	20	8	8	0	0	0	1	71.1	55	55	29	10	.38	50	5	5-3	3.66	20	0	0	0	71.1	7	10	2	3	50	5	5	0		
CAMPILLO, JORGE																																
1-1	50	2	2	0	0	0	0	9.0	8	8	2	2	.297	52	1-1	4.00	50	0	0	0	0	9.0	2	2	4	4	2	6	0	0		
DE LA CRUZ, JOSE																																
2-1	20	2	2	0	0	0	0	27.2	39	26	20	3	.18	23	2-1	6.83	20	0	0	0	0	27.2	21	3	3	3	18	23	3	0		
DONE, JUAN																																
1-1	2	2	2	0	0	0	0	10.1	12	12	0	0	.16	6	0-0	0.00	2	2	0	0	0	10.1	3	0	0	1	6	6	0	0		
RILLINGER, CHAD																																
0-0	14	3	3	0	0	0	0	1.1	0	0	0	0	.00	0	0-0	0.00	14	0	0	0	0	1.1	0	0	0	2	2	1	0	0		
HAYSNO, MICHAEL																																
5-9	21	27	21	0	0	0	0	89.0	113	80	71	13	.46	62	7	5-9	5.19	27	21	0	0	89.0	13	11	4	18	18	2	2	0		
JENSEN, AMYRON																																
5-7	27	27	14	0	0	0	0	86.2	105	74	7	4	.46	66	6	5-7	5.19	27	14	0	0	86.2	7	11	11	11	18	18	2	2	0	
JORDAN, JUSTIN																																
2-0	20	0	0	0	0	0	0	27.2	16	16	6	6	.35	36	2-0	1.95	20	0	0	0	27.2	6	6	8	8	1	15	30	46	6		
KAHN, STEPHEN																																
2-0	20	0	0	0	0	0	0	27.2	16	16	6	6	.35	36	2-0	1.95	20	0	0	0	27.2	6	6	8	8	1	15	30	46	6	6	
LOCKWOOD, JON																																
6-3	36	3	3	0	0	0	0	74.1	65	50	50	13	.33	33	6-3	3.87	36	3	0	0	74.1	6	6	6	6	13	3	3	3	3	0	
LOWE, MARK																																
1-0	18	1	2	0	0	0	0	29.1	14	10	10	6	.46	14	1-1	1.84	18	1	2	0	0	29.1	6	6	6	6	11	46	1	1	0	
MORROW, BRANDON																																
5-12	26	26	26	1	1	1	1	156.1	164	90	72	13	.36	136	17	5-12	4.17	26	26	0	0	156.1	13	16	0	0	0	0	0	0	0	
NOTTINGHAM, SHAWN																																
0-1	16	0	0	0	0	0	0	9.1	11	11	0	0	.33	3	0-1	3.45	16	0	0	0	9.1	1	0	0	0	3	6	3	3	0	0	
O'FLAHERTY, ERIC																																
0-1	10	0	0	0	0	0	0	17.1	6	6	6	6	.48	6	0-1	4.82	10	0	0	0	17.1	5	5	5	5	9	9	9	9	0	0	
RODRIGUEZ, ROBERT																																
7-1	10	9	9	1	1	1	1	55.1	43	43	7	7	.47	7	7-1	5.68	10	9	9	0	55.1	7	7	7	7	9	9	9	9	1	1	
SANTAGO, JULIO																																
3-1	7	7	7	0	0	0	0	28.0	29	29	0	0	.00	0	3-1	2.89	7	7	0	0	28.0	0	0	0	0	0	0	0	0	0	0	
SULLIVAN, JOHN																																
0-0	0	0	0	0	0	0	0	1.0	0	0	0	0	.00	0	0-0	0.00	0	0	0	0	1.0	0	0	0	0	0	0	0	0	0	0	
THOMAS, JUSTIN																																
9-4	10	4	4	0	0	0	0	105.1	69	69	10	10	.45	11	9-4	4.10	10	4	4	0	105.1	10	10	10	10	3	3	3	3	3	0	0
TROIA, AMYRON																																
4-2	34	34	34	0	0	0	0	154.1	58	58	29	29	.45	59	4-2	4.80	34	34	0	0	154.1	29	29	29	29	5	5	5	5	5	0	0
WORMAN, JOSEPH																																
72-68	TEAM TOTAL																															
4.04	140	140	140	3	10	35	1255.1	1230	700	563	108	108	.451	1113	105	72-68	3.50	140	140	3	10	35	1255.1	1230	700	563	108	108	108	108		

Inland Empire Playoff Statistics

W-L RECORD: 6-3

BATTERS	AVG	G	AB	R	H	2B	3B	HR	RBI	BB	SO	SB	CS	OBP	SLG	E
ARROYO, JACK	.000	3	1	2	0	0	0	0	0	0	0	1	0	.000	.000	0
COLTON, CHRIS	.154	4	13	1	2	1	0	0	0	2	4	0	0	.267	.231	0
* CRAIG, CASEY	.344	9	32	5	11	1	1	1	3	4	6	4	1	.405	.531	1
# DOMINGUEZ, JEFFREY	.290	9	31	4	9	0	1	0	2	4	4	1	0	.371	.355	0
* EASTLEY, REED	.321	9	28	3	9	0	0	0	4	2	3	0	0	.412	.321	0
# FALCON, OMAR	.212	9	33	2	7	3	0	1	4	4	13	0	0	.297	.394	0
JOHNSON, BRENT	.389	9	36	8	14	3	0	0	10	4	3	2	0	.439	.472	1
* LIMONTA, JOHAN	.250	9	36	4	9	3	0	1	9	3	8	0	0	.325	.417	1
MENESES, ALEX	.000	4	8	1	0	0	0	0	0	0	3	0	0	.000	.000	0
* PRETTYMAN, RONALD	.125	9	32	1	4	0	0	0	1	2	7	0	0	.176	.125	2
TUCKER, J.B.	.500	2	2	0	1	0	0	0	0	0	1	0	0	.500	.500	0
* VALBUENA, LUIS	.263	9	38	10	10	2	2	0	1	4	6	1	0	.333	.421	1
* WOMACK, JOSH	.250	5	20	2	5	1	0	1	5	0	5	0	0	.286	.450	0
TOTAL-ALL BATTERS	.261	9	310	43	81	14	4	4	39	29	63	9	1	.331	.371	6

PITCHERS	W-L	ERA	G	GS	CG	SHO	SV	IP	H	R	ER	HR	HB	BB	SO	WP	BK
* ASHER, DAVID	0-0	40.50	3	0	0	0	0	0.2	1	3	3	0	0	3	1	0	0
BALDWIN, ANDREW	1-1	3.77	2	2	1	1	0	14.1	14	8	6	0	1	4	6	0	0
BELLO, CIBNEY	0-1	1.64	2	2	0	0	0	11.0	11	2	2	0	0	9	8	0	0
BLANCO, IVAN	0-1	4.50	3	0	0	0	0	4.0	2	2	2	0	0	5	3	3	0
DE LA CRUZ, JOSE	0-0	1.50	4	0	0	0	2	6.0	8	1	1	0	0	2	7	0	0
DONE, JUAN	0-0	6.00	2	0	0	0	0	3.0	4	2	2	2	0	0	2	0	0
JORDAN, JUSTIN	1-0	2.70	2	2	0	0	0	10.0	8	3	3	1	1	4	2	0	0
LOCKWOOD, JON	2-0	3.00	2	0	0	0	0	3.0	1	1	1	0	1	2	3	1	0
RIVERA, MUMBA	0-0	0.00	3	1	0	0	0	7.0	7	0	0	0	0	1	6	0	0
* THOMAS, JUSTIN	1-0	0.00	2	2	0	0	0	13.0	8	0	0	0	1	4	17	0	0
TROLIA, AARON	0-0	1.50	3	0	0	0	0	6.0	5	1	1	0	0	2	8	0	0
WOERMAN, JOSEPH	1-0	0.00	3	0	0	0	0	3.2	1	1	0	0	0	2	6	0	0
TOTAL-ALL PITCHERS	6-3	2.31	9	9	1	2	2	81.2	70	24	21	3	4	38	69	4	0

WISCONSIN TIMBER RATTLERS

W-L RECORD: 54-86

BATTERS	AVG	G	AB	R	H	2B	3B	HR	RBI	BB	SO	SB	CS	OBP	SLG	E
* AVILA, GERARDO	.159	23	88	5	14	2	0	0	8	1	22	1	0	.174	.182	2
* CRAIG, CASEY	.259	62	220	32	57	13	3	5	35	22	47	15	4	.323	.414	3
# DOMINGUEZ, JEFFREY	.263	68	247	30	65	7	0	0	16	26	45	11	7	.332	.291	16
FLAIG, JEFFREY	.220	91	336	37	74	24	1	1	27	13	73	1	2	.269	.307	17
GARTH, RONALD	.275	109	404	48	111	22	2	10	48	26	81	11	8	.339	.413	34
GARY, ALEX	.163	41	129	20	21	3	0	5	12	11	64	2	5	.245	.302	1
# GUZMAN, JUAN	.125	3	8	2	1	0	0	0	0	0	1	1	0	.125	.125	0
HENSON, JULIAN	.000	3	5	0	0	0	0	0	0	0	2	0	0	.000	.000	0
* HERNANDEZ, EDDY	.243	115	403	46	98	21	3	6	48	26	135	1	7	.296	.355	6
HERNANDEZ, JAIRO	.195	42	133	10	26	5	2	1	9	5	39	4	5	.234	.286	5
HUDSON, ROBERT	.270	112	400	54	108	18	4	4	34	26	62	13	9	.317	.365	20
LEDBETTER, CURTIS	.247	54	174	19	43	6	3	5	22	12	48	2	2	.306	.402	2
LIDDI, ALEX	.184	11	38	4	7	1	0	0	2	1	8	0	1	.200	.211	4
* LIMONTA, JOHAN	.241	58	212	18	51	9	2	6	24	19	53	1	1	.305	.387	9
LO, KUO HUI	.243	29	107	21	26	3	1	1	7	9	31	16	3	.317	.318	4
MINAKER, CHRISTOPHER	.315	40	162	17	51	10	0	4	17	13	21	4	2	.362	.451	4
MOORE, ADAM	.267	44	165	21	44	6	0	7	24	14	38	0	0	.342	.430	2
* POSLUSZNY, STANLEY	.143	13	42	4	6	2	1	0	5	3	6	1	0	.196	.238	0
PROSISE, NICHOLAS	.226	31	106	10	24	2	0	2	11	7	26	0	1	.293	.302	3
* REYNOLDS, KEVIN	.206	14	34	6	7	1	0	0	0	2	7	2	3	.308	.235	0
SABATELLA, BRYAN	.199	52	176	20	35	7	0	3	17	11	31	5	1	.259	.290	6
* SAUNDERS, MICHAEL	.240	104	359	48	86	10	8	4	39	48	103	22	7	.329	.345	3
SCHWEIGER, BRIAN	.500	2	4	0	2	0	0	0	0	1	2	0	0	.600	.500	0
* SCOTT, TRAVIS	.242	38	132	13	32	8	2	0	20	5	37	0	1	.278	.333	6
TUCKER, J.B.	.250	39	129	24	32	8	2	4	19	19	33	3	0	.372	.438	3
* VALBUENA, LUIS	.286	89	325	45	93	16	6	3	38	44	44	21	7	.371	.400	8
WU, CHAO KUAN	.195	22	77	9	15	3	1	0	9	4	13	1	1	.229	.260	1
TEAM TOTAL	.245	140	4614	563	1129	207	41	71	491	368	1072	138	77	.308	.353	184

PITCHERS	W-L	ERA	G	GS	CG	SHO	SV	IP	H	R	ER	HR	HB	BB	SO	WP	BK
ALLEN, NICHOLAS	7-4	3.86	34	12	0	0	0	100.1	114	52	43	11	8	26	62	2	0
* ASHER, DAVID	1-2	4.31	30	11	0	0	0	85.2	93	50	41	7	9	27	60	8	1
* BEUS, LANCE	0-6	4.46	31	1	0	0	0	40.1	46	25	20	5	3	25	34	5	0
BIBENS-DIRKX, AUSTIN	2-2	1.95	25	0	0	0	4	32.1	24	7	7	0	0	7	38	0	0
COLON, JUAN	1-2	6.04	17	2	0	0	0	28.1	29	21	19	1	10	17	18	4	0
* ESCALONA, JOSE	7-12	4.06	26	26	0	0	0	126.1	128	68	57	12	10	60	110	9	2
* FAGAN, PAUL	5-14	4.94	28	28	3	0	0	165.2	188	109	91	12	10	63	100	11	0
FLORES, RUBEN	1-9	5.04	34	8	0	0	0	75.0	68	49	42	5	12	53	93	17	2
* GIBSON, ROLLIE	0-1	5.64	22	0	0	0	0	30.1	32	20	19	2	0	25	28	6	0
GILMORE, JEFFREY	2-0	6.67	19	0	0	0	0	27.0	35	22	20	3	4	12	18	7	2
GUARAMATO, EDGAR	3-3	5.74	54	0	0	0	6	62.2	51	46	40	5	17	47	64	12	0
HUDSON, ROBERT	0-0	0.00	2	0	0	0	0	2.0	1	0	0	0	0	0	2	0	0
KAPPEL, BRIAN	4-0	1.61	24	0	0	0	8	28.0	15	7	5	1	1	8	29	0	0
KOLISCAK, CORY	2-0	3.68	10	0	0	0	0	14.2	16	7	6	1	0	6	6	0	0
MARTINEZ, ROMAN	2-6	3.98	35	1	0	0	1	52.0	45	28	23	2	14	12	49	4	0
OCKERMAN, JUSTIN	0-0	11.74	7	1	0	0	0	7.2	12	10	10	0	0	12	12	0	0
SNYDER, JASON	2-4	5.46	11	11	0	0	0	57.2	73	49	35	3	11	24	43	15	0
SULLIVAN, JOHN	0-0	0.00	3	0	0	0	1	4.1	2	0	0	0	0	0	7	0	0
* THOMAS, JUSTIN	5-5	3.10	11	11	0	0	0	61.0	69	29	21	4	3	17	51	2	0
VEGA, MARWIN	5-10	5.34	20	20	0	0	0	97.2	111	71	58	4	15	37	71	15	0
* WILLIAMS, HAROLD	3-4	3.17	31	8	0	0	0	76.2	51	37	27	6	3	72	90	12	1
WOERMAN, JOSEPH	2-2	2.12	28	0	0	0	7	34.0	19	12	8	1	4	14	54	2	0
WU, CHAO KUAN	0-0	9.00	1	0	0	0	0	1.0	2	1	1	0	1	1	0	0	0
TEAM TOTAL	54-86	4.41	140	140	3	4	27	1210.2	1224	720	593	85	135	565	1039	131	8

KEY: * - LEFTHANDED HITTER/PITCHER, # - SWITCH HITTER

John Ellis Award Winners

The Ellis Award was begun in 1998 to recognize community involvement by players in the Mariners minor league system. The 2006 winners were:

Individual Award — Rich Dorman (Tacoma) & Michael Saunders (Wisconsin)
Team Award — Wisconsin Timber Rattlers

EVERETT AQUASOX

W-L RECORD: 31-45

BATTERS	AVG	G	AB	R	H	2B	3B	HR	RBI	BB	SO	SB	CS	OBP	SLG	E
BONILLA, LEURY	.230	59	196	20	45	12	0	7	27	13	53	5	2	.276	.398	17
DIAZ, OGUI	.240	64	225	15	54	8	1	0	10	8	54	7	5	.275	.284	24
DICKEY, GAVIN	.216	55	176	28	38	6	3	5	21	13	40	16	2	.305	.369	2
FERNANDEZ, JAIR	.230	43	135	15	31	9	0	1	19	16	26	0	1	.333	.319	4
GRATEROL, JOSE	.205	28	88	12	18	5	0	0	4	12	27	5	2	.314	.261	1
HALMAN, GREGORY	.259	28	116	19	30	6	4	5	15	3	32	10	4	.295	.509	1
HENSON, JULIAN	.300	4	10	3	3	0	0	0	0	4	3	0	0	.533	.300	0
LEDBETTER, CURTIS	.222	13	45	7	10	3	0	2	9	3	13	1	0	.271	.422	0
LO, KUO HUI	.276	16	58	11	16	3	1	2	10	5	12	8	2	.338	.466	1
MINAKER, CHRISTOPHER	.289	19	83	11	24	6	1	1	9	2	7	2	1	.314	.422	4
MOORE, ADAM	.317	16	63	8	20	9	0	0	9	2	10	0	0	.348	.460	1
* PEGUERO, CARLOS	.204	25	93	7	19	4	1	2	9	2	34	0	2	.221	.333	3
PIMENTEL, MANELIK	.251	59	223	23	56	11	1	10	42	18	51	0	2	.305	.444	10
* REYNOLDS, KEVIN	.242	36	149	16	36	9	0	0	13	9	25	4	4	.286	.302	1
* SABATELLA, BRYAN	.261	63	207	34	54	10	2	2	25	20	39	22	4	.335	.357	4
* SANTIN, DANIEL	.256	19	78	11	20	4	0	2	10	2	15	0	0	.289	.385	1
* SCOTT, TRAVIS	.000	1	3	1	0	0	0	0	0	0	2	0	0	.000	.000	0
# VILLEZCAS, MARCOS	.214	34	140	15	30	4	1	3	16	10	23	0	1	.276	.321	9
* VOGEL, MATTHEW	.100	4	10	0	1	0	0	0	0	0	4	0	0	.100	.100	0
* WHITE, JOSEPH	.250	60	196	29	49	5	0	7	21	56	56	0	3	.424	.383	3
* WU, CHAO KUAN	.236	29	89	10	21	5	0	0	5	10	19	0	0	.310	.292	3
# ZORN, DEAN	.235	46	170	18	40	8	2	0	12	13	36	3	3	.290	.306	6
TEAM TOTAL	.241	76	2553	313	615	127	17	49	286	221	581	83	38	.310	.362	113

PITCHERS	W-L	ERA	G	GS	CG	SHO	SV	IP	H	R	ER	HR	HB	BB	SO	WP	BK
BALL, BRYAN	0-1	9.00	3	1	0	0	0	4.0	6	5	4	0	1	4	5	2	0
* BELTRAN, SAYDEL	0-1	13.50	5	0	0	0	0	4.2	9	8	7	1	1	1	6	0	0
BIBENS-DIRKX, AUSTIN	0-0	0.00	3	0	0	0	1	4.0	1	0	0	0	0	1	6	1	0
* BUTLER, ANTHONY	1-2	2.76	9	9	0	0	0	42.1	23	16	13	2	2	25	52	3	0
COLON, JUAN	2-0	8.00	4	0	0	0	0	9.0	10	9	8	2	0	4	10	2	1
DILONE, NATIVIDAD	3-6	3.38	14	13	0	0	0	64.0	62	29	24	3	5	25	35	8	1
FEINTON, WILL	1-0	9.00	4	0	0	0	0	5.0	7	6	5	1	1	2	3	0	0
FIORENZA, ANDREW	1-1	4.55	16	2	0	0	0	29.2	26	18	15	2	5	17	14	2	0
FISTER, DOUGLAS	3-5	2.25	20	4	0	0	4	40.0	35	18	10	2	1	11	35	2	1
* GIBSON, ROLLIE	0-1	3.45	15	0	0	0	0	28.2	15	13	11	5	4	11	33	1	0
KAFKA, ARI	1-0	4.35	19	0	0	0	0	31.0	22	19	15	4	4	13	32	4	0
KANTAKEVICH, JOSEPH	2-0	2.48	20	0	0	0	1	32.2	39	14	9	4	3	11	40	1	0
KAPPEL, BRIAN	0-1	0.00	7	0	0	0	5	9.1	6	2	0	0	1	3	16	0	0
MICKOLIO, KAMERON	1-0	2.78	21	0	0	0	4	32.1	34	14	10	1	3	7	26	3	1
* NESSBITT, GREGORY	1-1	5.47	9	4	0	0	0	24.2	32	20	15	3	0	3	24	2	0
ORTA, RICKY	4-5	5.20	13	11	0	0	0	53.2	54	34	31	6	1	14	45	3	0
RICHARD, STEVEN	1-2	6.08	14	0	0	0	0	26.2	31	26	18	4	3	16	29	3	0
SCHILLING, MICHAEL	3-8	6.25	13	12	0	0	0	59.0	75	52	41	8	5	16	43	9	1
SOLOMON, AARON	0-0	3.86	15	0	0	0	0	18.2	14	12	8	0	7	18	20	7	0
SOUZA, JUSTIN	2-2	4.99	17	0	0	0	1	30.2	32	21	17	5	2	13	33	2	0
* SURIEL, JOSE	1-0	3.69	23	0	0	0	1	31.2	36	18	13	3	0	11	28	1	0
TILLMAN, CHRISTOPHER	1-3	7.78	5	5	0	0	0	19.2	25	17	17	4	3	15	29	3	0
* UHLMANSIEK, STEVEN	3-6	4.07	15	15	0	0	0	66.1	57	32	30	3	7	38	60	3	2
VOGEL, MATTHEW	0-0	9.00	1	0	0	0	0	1.0	1	1	1	1	0	0	0	0	0
TEAM TOTAL	31-45	4.29	76	76	0	4	17	668.2	652	404	319	64	59	279	624	62	7

KEY: * - LEFTHANDED HITTER/PITCHER, # - SWITCH HITTER

PEORIA MARINERS

W-L RECORD: 25-30

BATTERS	AVG	G	AB	R	H	2B	3B	HR	RBI	BB	SO	SB	CS	OBP	SLG	E
AVILA, GERARDO	.326	32	132	22	43	6	2	7	29	7	35	3	2	.369	.561	5
BELTRAN, JUAN	.258	26	89	9	23	3	0	1	7	4	18	2	3	.295	.326	4
BENITEZ, DEYBIS	.268	48	190	27	51	3	4	0	13	23	46	7	7	.355	.326	21
BOHN JR., T.J.	.250	4	16	4	4	3	1	0	1	1	8	3	0	.294	.563	0
CHEN, YUNG CHI	.273	3	11	1	3	1	1	0	2	1	0	0	0	.385	.545	0
# DOMINGUEZ, JEFFREY	.273	3	11	3	3	2	0	0	0	2	2	0	0	.385	.455	1
DOTEL, WELINGTON	.261	52	207	40	54	10	6	7	31	13	69	7	7	.319	.469	1
GARCAPARRA, MICHAEL	.313	4	16	3	5	3	0	1	2	1	0	1	1	.353	.688	2
GARY, ALEX	.243	13	37	8	9	2	1	2	8	14	11	4	0	.500	.514	1
GRATEROL, JOSE	.250	8	28	5	7	0	0	0	3	4	9	4	1	.344	.250	1
# GUZMAN, JUAN	.238	14	42	8	10	3	2	0	7	11	5	2	0	.389	.405	1
HENSON, JULIAN	.203	27	69	8	14	0	1	0	5	13	14	3	3	.385	.232	3
HERNANDEZ, JAIRO	.216	13	51	10	11	1	1	0	5	5	15	2	1	.286	.275	1
JACOBO, ERWIN	.222	17	45	7	10	2	0	2	9	11	18	0	2	.397	.400	7
KECK, PAUL	.100	4	10	1	1	1	0	0	2	0	3	0	0	.250	.200	0
LIDDI, ALEX	.313	47	182	31	57	13	6	3	25	12	48	9	2	.355	.500	10
LIVERPOOL, MARQUISE	.264	38	144	27	38	2	2	1	14	15	26	18	9	.361	.326	4
MENESES, ALEX	.387	9	31	10	12	1	0	0	3	6	5	2	3	.486	.419	2
# MORBAN, JOSE	.286	8	28	7	8	1	4	0	3	5	11	3	0	.394	.607	7
* PEGUERO, CARLOS	.313	34	134	27	42	10	7	7	30	13	49	3	2	.380	.649	1
* POSLUSZNY, STANLEY	.305	34	141	17	43	6	2	2	18	5	26	1	2	.329	.418	0
* PRETTYMAN, RONALD	.333	4	12	2	4	0	0	0	0	3	5	0	1	.500	.333	1
RUIZ, DONATO	.233	20	73	11	17	3	1	0	15	3	21	7	0	.293	.301	4
* SANTIN, DANIEL	.276	8	29	4	8	1	0	1	7	0	2	0	0	.300	.414	0
* VALLEZCAS, MARCOS	.283	12	46	14	13	1	0	1	10	8	6	1	1	.382	.370	2
VOGEL, MATTHEW	.241	31	108	9	26	3	0	0	8	4	13	4	3	.274	.269	7
TEAM TOTAL	.274	55	1882	315	516	81	41	35	257	184	465	86	90	.351	.417	106

PITCHERS	W-L	ERA	G	GS	CG	SHO	SV	IP	H	R	ER	HR	HB	BB	SO	WP	BK
ADCOCK, NATHAN	0-2	3.31	10	6	0	0	0	35.1	33	21	13	1	5	16	31	5	0
BALL, BRYAN	1-0	0.00	3	0	0	0	0	4.0	2	1	0	0	0	2	4	0	0
BLANCO, IVAN	0-0	0.00	2	2	0	0	0	4.0	1	0	0	0	0	2	5	1	1
* BROWN, WILL	0-3	5.70	16	0	0	0	4	23.2	29	19	15	0	2	15	28	5	1
* BUTLER, ANTHONY	2-0	2.57	5	3	0	0	0	14.0	5	4	4	0	2	9	25	2	0
CAMPILLO, JORGE	0-0	4.15	6	5	0	0	0	13.0	13	6	6	0	1	0	15	0	0
COLLIS, EVERETT	2-1	3.55	15	0	0	0	4	25.1	27	14	10	1	2	11	19	2	0
CORTEZ, RENEE	1-0	0.00	1	0	0	0	0	2.0	0	0	0	0	0	1	2	0	0
EICHELBERGER, JARED	1-3	4.28	16	0	0	0	0	27.1	19	16	13	3	4	22	34	8	0
FENTON, WILL	0-1	9.39	4	0	0	0	0	7.2	13	10	8	0	1	4	3	1	0
FRYE, RANDALL	0-0	0.00	1	1	0	0	0	1.0	1	0	0	0	0	0	0	0	0
GAETANO, DIOMNY	0-0	20.25	4	0	0	0	0	2.2	7	6	6	0	2	2	0	2	0
HARMON, ROBERT	1-2	8.25	15	0	0	0	0	24.0	15	27	22	0	13	25	21	11	0
HARRIS, JEFF	0-0	0.00	4	2	0	0	0	6.0	6	0	0	0	0	6	0	0	0
HUISMAN, JUSTIN	0-0	1.80	3	2	0	0	0	5.0	5	1	1	0	0	2	9	0	0
JAVIER, CARLOS	3-4	7.57	11	5	0	0	0	35.2	41	34	30	2	9	28	27	10	0
KOLISCAK, CORY	0-1	1.29	5	3	0	0	0	7.0	5	3	1	0	0	4	5	0	0
MORROW, BRANDON	0-2	2.77	7	4	0	0	0	13.0	10	4	4	0	0	9	13	3	0
NAGEOTTE, CLINT	0-0	1.80	2	2	0	0	0	5.0	4	1	1	0	0	2	2	0	0
PARKER, TERENCE	0-3	3.94	16	0	0	0	1	29.2	28	17	13	0	4	17	33	8	0
PETTIS, MARLOUIS	1-2	3.86	16	0	0	0	0	28.0	21	17	12	2	0	9	15	4	0
SALINAS, DOUG	4-0	2.84	12	5	0	0	2	50.9	39	19	16	1	7	15	49	0	1
* SANTIAGO, JULIO	0-0	9.00	2	1	0	0	0	3.0	7	3	3	0	0	1	1	0	0
SNYDER, JASON	1-0	0.00	2	0	0	0	0	5.0	2	3	0	0	3	3	2	1	0
SULLIVAN, JOHN	0-1	1.29	6	0	0	0	0	7.0	7	1	1	0	1	1	6	0	1
TILLMAN, CHRISTOPHER	2-0	0.82	5	0	0	0	1	11.0	9	4	1	0	1	5	16	1	0
TORRES, LEONARDO	1-0	4.98	9	5	0	0	0	21.2	16	15	12	0	0	20	16	5	0
* VAN GAALEN, ARIC	3-1	2.45	5	4	0	0	0	25.2	32	11	7	0	2	2	19	0	1
VARVARO, ANTHONY	0-2	1.64	5	3	0	0	0	11.0	7	3	2	0	2	5	15	1	0
WINTER, HALEY	2-2	6.91	17	0	0	0	0	27.1	43	27	21	0	1	6	26	5	0
ZAPATA, JUAN	0-0	3.60	3	2	0	0	0	5.0	5	3	2	1	0	3	5	1	1
TEAM TOTAL	25-30	4.19	55	55	0	1	12	480.2	452	290	224	11	62	241	452	76	6

KEY: * - LEFTHANDED HITTER/PITCHER, # - SWITCH HITTER

MINOR LEAGUES

MINOR LEAGUE STAFF

CHARLTON, Norm

Special Assignment Coach

Born January 6, 1963...resides in Sammamish, WA with his wife Brenda...begins his fifth season with the Mariners and third as a Special Assignment Coach...worked in the Mariners scouting department in 2004...was a special assignment coach in 2003... currently ranks 3rd on the Mariners all-time saves list with 67 and 8th with 249 games... was originally selected by the Montreal Expos in the first round (27th player overall) in the 1984 June draft... made his Major League on Aug. 19, 1988 with Cincinnati...owns a career record of 51-54, 3.70 in 605 games with Cincinnati (1988-1992, 2000), Seattle (1993, 1995-97, 2001-2002), Philadelphia (1994-95), Baltimore (1998), Atlanta (1998) and Tampa Bay (1999)...was a member of the 1990 World Championship Reds and appeared in the postseason four times.

CLARIZIO, Mickey

Trainer Coordinator

Born April 1, 1952...resides in Surprise, AZ...has one daughter Courtney and one grandson, Karson...begins his 10th season as the trainer coordinator...was Peoria's trainer from 1995-97...spent previous 10 years as athletic trainer at Sheldon H.S. in Eugene, OR... also served as a teacher/trainer at Jefferson H.S. from 1979-82...worked as a trainer in the Cincinnati Reds farm system from 1974-79...at Eugene in 1978, his assistant was current Seattle head trainer Rick Griffin...holds B.S. and M.S. degrees in physical education from the University of Oregon...is a member of the National Athletic Trainers Association.

CLIFFORD, James

Strength and Conditioning Coordinator

Born March 23, 1970...resides in Peoria, AZ with wife Kimberly and daughters Kaelyn, Kennedy and Kinley...begins his 10th season as strength coordinator...responsible for implementing weight training programs at all levels of Seattle's minor league system...was back in uniform with Orlando Rays for two games in 1998; made only career double-A appearance July 1, flying out as a pinch hitter...spent 1992-1997 in the Mariners' farm system as a player...hit 75 home runs in his six-year Minor League career, including 25 at single-A Lancaster in 1997...began pro baseball career with Bellingham in 1992...graduated from Ingraham H.S. in Seattle, WA in 1988, where he was an all-state selection in football and baseball...originally selected by the Mariners in 19th round of 1988 draft, but elected to attend the University of Washington...starred in baseball and football, where he led the Pac-10 in tackles (164) in 1989 as an inside linebacker...was a member of the Huskies' 1991 National Championship team...played one season of college baseball in 1992 and led squad to its first NCAA postseason appearance since 1959...batted .304 with 10 home runs, then the second highest home run total in school history (behind Mike Blowers).

GARNER, Darrin

Infield Coordinator

Resides in Peoria, AZ with wife Karen and daughters Regan and Katie...begins his 11th season in the Mariners organization, third as Infield Coordinator...spent 2003-2004 as coach with Everett...managed Peoria to a 19-37 record in 2002...coached in 2000-2001 with Everett...spent 1997-99 seasons as a manager in the Mariners organization...managed 1999 at single-A Lancaster...led Peoria to a 2nd place finish in both 1997 and 1998 in the Arizona League (rookie)...coached 1995-96 seasons at Mariners double-A Port City...was a coach in the Texas Rangers' farm system from 1992-94...spent six years as an infielder in the Rangers minor league system...was selected by Texas in the first round (secondary phase) of the 1985 June draft...attended Orange Coast J.C. in Los Angeles, CA.

GRIFOL, Pedro

Coordinator of Instruction

Resides in Buckeye, AZ with wife Ali and daughters Lauren and Amanda...begins his second season as Coordinator of Instruction...managed the Everett AquaSox from 2003-2005...led Everett to back-to-back winning seasons in 2004-2005...spent 2000-05 as a Mariners scout in charge of south Florida and Puerto Rico...graduated from Christopher Columbus High School in Miami, FL in 1988, where he was selected as the Florida State High School Player of the Year...was a catcher at Florida State University from 1989-91, and appeared in the 1989 and 1991 College World Series...was also a member of the 1987 and 1989 USA Baseball Team...drafted by the Minnesota Twins in the sixth round of the 1991 June draft, and was a member of the 1991 Southern League champion Orlando Sunrays...acquired by the New York Mets in the 1995 Rule V draft...finished his career with triple-A Norfolk in 1999...attained a Bachelor of Science degree from Excelsior College/The University of the State of New York in 2001.

MANAGERIAL RECORD

YR	CLUB	LG	W	L	PCT.	FINISH
03	Everett	Northwest	32	44	.421	4th
04	Everett	Northwest	41	35	.539	2nd
05	Everett	Northwest	42	34	.553	3rd
Career Totals			115	113	.504	

HANSEN, Roger

Catching Coordinator

Born August 28, 1961...resides in Stanwood, WA with wife Lynn and children Madison and Riley...begins his fifth season as catching coordinator in the Mariners organization...coached at Everett in 2002 after 1998-2001 as a roving catching instructor for the Orix Blue Wave organization in Japan...spent eight seasons in the Mariners organization from 1990-97...was the roving catching instructor in 1997 after managing the Everett AquaSox in 1996...spent 1993-95 as coach at Peoria in the Arizona League...was the youngest coach in the Majors in 1992, working as Seattle's bullpen coach...in 1991, worked as Mariners first-ever roving catching instructor...began coaching career in 1990 with Mariners class-A Peninsula affiliate...spent 10 seasons as a player in the minor leagues, the final three (1987-89) bouncing between the AA and AAA levels in the Mariners system...was acquired by Seattle as a free agent in January, 1987 after beginning his career in Kansas City's farm system...in 1983 at Fort Myers, led Florida State League catchers in fielding (.933)...named to SAL All-Star team in 1982 after hitting .293 with 15 HR and 94 RBI...originally signed as the Royals second-round pick in 1980 June draft.

POWELL, ALONZO

Hitting Coordinator

Born December 12, 1964...resides in Geneva, IN...begins his first season as Hitting Coordinator in the Mariners organization...spent last five seasons in the Cincinnati Reds organization, including 2004-2005 as manager at AA Dayton...spent 2002-2003 as the hitting coach at Double-A Chattanooga...the former outfielder enjoyed a 19-year playing career...originally signed as a non-drafted free agent by San Francisco in 1983...Powell also spent time in the Montreal, Minnesota, Seattle, Toronto, New York-AL and Colorado's systems...had brief stints in the majors with the Expos (1987) and Mariners (1991)...Powell saw his greatest success in Japan, where he played for the Chunichi Dragons (1992-97) and Hanshin Tigers (1998)...while playing in Japanese League, Powell became the first American player to win three straight batting championships (1994-96)...he was also a five-time All-Star and two-time Gold Glove.

RICE, Pat

Pitching Coordinator

Born November 2, 1963...resides in Colorado Springs, CO with wife Debbie and sons Stephen, Anthony and Daniel and daughter Alexandra...begins his eighth season as the Mariners pitching coordinator...under his watch in 2001, four of Seattle's minor league clubs finished first or second in ERA in their respective leagues (Tacoma, 1st, 3.74; San Antonio, 2nd, 3.85; San Bernardino, 2nd, 3.45; Wisconsin, 1st, 2.96)...spent 1998-99 seasons as the Mariners' double-A pitching coach...helped New Haven staff finish second in the Eastern League in ERA (3.85) and amass a club-record 1,059 strikeouts in 1999... was pitching coach at Wisconsin from 1995-97...in 1996, helped Greg Wooten to a 7-1 mark with a 2.47 ERA and Mariners minor league Pitcher of the Year honors...spent two years out of baseball after pitching in the Mariners organization 1986-92...made ML debut on May 18, 1991 vs. New York in Yankee Stadium and was a 4-1 winner...did not allow a run over his first 13 innings pitched establishing a club record for scoreless innings to start a career...attended Cochise J.C. and the University of Arkansas...was named All-State and All-America in 1981 and 1982 at Air Academy H.S. in Colorado Springs, CO.

STILES, Ryan

Equipment Manager

Born October 17, 1973...resides in Peoria, AZ with wife Amanda and sons Luke and Jack...beginning his sixth season as Mariners minor league equipment manager, his ninth season with the Mariners organization...worked three seasons in Mariners Finance department in Seattle...graduated from R.A. Long H.S. in Longview, WA in 1992 where he played football and baseball...graduated from Central Washington University in 1997 with a degree in Physical Education and Health.

THURMAN, Gary

Outfield/Baserunning Coordinator

Born November 12, 1964 in San Antonio, TX...resides in Overland Park, KS...has two children: Andrew and Brytoney...begins his ninth season in the Mariners organization, first as Outfield/Baserunning Coordinator...managed Inland Empire to a California League Championship in 2006...spent 2004-2005 as a coach in San Antonio...spent 2003 season as coach with Tacoma...spent 2000-2002 managing Wisconsin...helped Timber Rattlers finish 32 games over .500 in 2001 with identical 42-26 records in the first and second halves of the season...beat Quad City in the first round of the playoffs before losing to Kane County in the second round...led the Rattlers to a 78-60 overall record in 2000, finishing second in the first half of the season (38-30) and first in the second half (40-30)...advanced to the second round of the playoffs before falling to Beloit...was 32-24 with Peoria in 1999, his first year as a manager...spent previous 16 years as a professional player...spent nine years in the majors with Kansas City (1987-92), Detroit (1993), Seattle (1995) and the New York Mets (1997)...hit .243 with two career home runs and 64 RBI as an outfielder... played 13 seasons in the minors, including 1998 with triple-A Vancouver and Newark of the Atlantic Independent League...hit .276 with 48 home runs, 480 RBI and 437 stolen bases in 1,295 minor league games.

MINOR LEAGUE MANAGERS

BROWN, Daren

AAA-Tacoma

BORN: June 13, 1967

BATTED: Right THREW: Right HEIGHT: 6-4 WEIGHT: 185

Born June 13, 1967 in Holdenville, OK...resides in Amarillo, TX with wife, Cindy...begins his seventh season in the Mariners organization, first season as manager of Tacoma...managed San Antonio in 2006...spent 2004-2005 as manager of Inland Empire...led 66ers to a 77-63 record and was the only team in Mariners organization to play in the postseason in 2004...IE swept Rancho Cucamonga in the first round, but fell to Lancaster 3-1 in the semi-finals...led the club's single-A affiliate, the Wisconsin Timber Rattlers to a 69-66 record in 2003...Wisconsin earned a playoff berth with a 38-28 first half and finished second in the division...the Timber Rattlers lost to Beloit 2-0 in the first round of the postseason...managed the club's single-A affiliate, the San Bernardino Stampedede, in 2001-02...led club to 77-63 overall record in 2002 and first place finish in the first half of the season...fell to Lake Elsinore in first round of playoffs...helped San Bernardino reach the postseason in 2001 with a 43-27 second-half record, tops in the South Division...fell to High Desert in the first round of the playoffs...spent 1994-2000 with the independent league Amarillo (TX) Dillas...was the club's manager from 1998-2000, compiling a 203-77 (.725) record which included winning the Texas-Louisiana League Championship in 1999...was a pitching coach from 1994-97...along with his coaching duties, compiled a 60-24 record as a starting pitcher from 1994-99...was named to the league All-Star team from 1995-98 and was named the league's Most Valuable Pitcher in 1995, 1997 and 1998...spent 1989-93 pitching in the Toronto Blue Jays organization, spending his final two seasons with double-A Knoxville...finished his pro career with a 90-49 overall record...graduated from Southeastern Oklahoma State University in 1994 with a degree in recreation...his father, Paul, pitched for the Philadelphia Phillies from 1961-63 and 1967.

MANAGERIAL RECORD

YR	CLUB	LG	W	L	PCT.	FINISH
98	Amarillo	Tex-LA (ind.)	64	20	.762	1st in division
99	Amarillo	Tex-LA (ind.)	63	21	.750	1st in division/won championship
00	Amarillo	Tex-LA (ind.)	76	36	.679	1st in division
01	San Bernardino	California	76	64	.543	4th/1st in division
02	San Bernardino	California	77	63	.550	1st/T-2nd in division
03	Wisconsin	Midwest	69	66	.511	2nd/7th in division
04	Inland Empire	California	77	63	.550	2nd/2nd in division
05	Inland Empire	California	58	82	.414	5th/5th in division
06	San Antonio	Texas	60	78	.435	4th/4th in division
Career Totals			511	427	.545	

HORNER, Jim

A-Wisconsin

BORN: November 11, 1973

BATTED: Left THREW: Right HEIGHT: 5-10 WEIGHT: 175

Born November 11, 1973...resides in Twin Falls, ID with wife Mary and daughter Madison and sons Jackson and Tyler...begins his third season in the Mariners organization, second as manager of the Wisconsin Timber Rattlers...was coach for Everett in 2005...signed as a non-drafted free agent by the Seattle Mariners on August 8, 1996...spent nine seasons as a catcher in the Mariners minor league system...graduated from Twin Falls High School in 1992...started in football and baseball, including being named honorable mention on the USA Today All-American football team...graduated from the Washington State University in June 1996 with a degree in Criminal Justice...named to the All-Pac-10 North athletics and academic teams.

MANAGERIAL RECORD

YR	CLUB	LEAGUE	W	L	PCT.	FINISH
06	Wisconsin	Midwest	54	86	.386	7th/7th in division
Career Totals			54	86	.386	

MORENO, Jose

BORN: February 22, 1967

BATTED: Right **THREW:** Right **HEIGHT:** 5-10 **WEIGHT:** 175

Born November 11, 1973...resides in Cabudare Edo Lara, VZ with wife Milexa Elena and daughters Arantxa Andreina (01-30-95) and Albani Andreina (02-12-99) and son Andy Jose (07-02-02)...begins his seventh season in the Mariners organization, first as manager of the Rookie Peoria Mariners...was manager for the Mariners Venezuelan Summer League team from 2001-2006.

Rookie-Peoria

RODRIGUEZ, Eddie

BORN: March 11, 1959

BATTED: Right **THREW:** Right **HEIGHT:** 6-2 **WEIGHT:** 185

Resides in Phoenix, AZ with wife Mavelin and son Joshua (2/14/88)...beginning his first season as a manager in the Mariners organization...spent 2004-2006 as Frank Robinson's bench coach, including the last two seasons in Washington...coaching career has been highlighted by two events: a World Series title (with ARI in 2001) and an improbable Gold Medal victory (2000)...has distinction of working on coaching staffs of both MLB clubs in Canada (TOR 1989-99, MON 2004)...was a 3-year member (2001-03) of Arizona's coaching staff, the final two as 3B coach...was the 1B coach on Arizona's 2001 World Championship club that claimed the Fall Classic in 7 games over NYY...greeted Luis Gonzalez at first base after his game-winning RBI single off Mariano Rivera in the 9th inning of Game 7...worked for Frank Robinson in Panama as the 3B coach for Team USA's '03 Olympic Qualifying club in the fall of 2003...was stationed in 3B coaching box for the 2000 Gold Medal-winning Team USA club, managed by Tommy Lasorda...was working as a minor-league manager for TOR at the time of the 2000 Olympic Games in Sydney...took a late-July leave of absence from his managerial role with Queens of the short-season Single-A NY-Penn League to travel to Australia to handle the Olympic coaching chores...joined Team USA at Qualcomm Stadium in San Diego for workouts before making the trek down-under where Team USA went 7-1 and claimed Gold with a 4-0 win over Cuba in the finals...was Toronto's 3B base in 1998-99...prior to arriving in TOR, spent 15 years in the Angels organization...began coaching career with Peoria of the Single-A Midwest League in 1983...he was twice employed as a player/coach, doing double-duty with Waterbury of the Single-A Eastern League in 1984 (64 games) and appearing in 9 games during a coaching stint with Quad Cities of the Single-A Midwest League in 1986...managed in CAL's system from 1986-89...was tabbed as the California's minor-league roving defense coordinator from 1991-93...completed stint with the Angels' chain as field coordinator from 1994-97... Played in the minor leagues for 6 seasons after being drafted and signed by BAL following the January draft...a slick fielding SS, he reported to Bluefield in June...Cal Ripken also made his first minor league appearance at Bluefield, so became 2B...hit a professional-high .289 with the Appy League O's in '78...was promoted to his home town of Miami in 1979-80 before being traded to CAL...was assigned by CAL to Redwood City of the California League...in '81, was assigned to Holyoke in the Eastern League, but was offered a coaching position at the end of the season...is a 1977 graduate of Miami (FL) Senior High...attended Miami Dade South Junior College...was selected by MIN in the 1977 First-Year Player.

AA-West Tennessee

STEINMANN, Scott

BORN: July 17, 1973

BATTED: Left **THREW:** Right **HEIGHT:** 6-2 **WEIGHT:** 185

Born July 17, 1973...resides in Chandler, AZ...begins his ninth season in the Mariners organization, first season as manager of the High Desert Mavericks...led Wisconsin to a first place finish in the Midwest League's Western Division, posting a 39-31 record in the first half and 37-32 in the second half in 2005...lost 2-3 in five-game series in the Midwest League Championships...was a coach in Peoria in 2006...spent 2003 and 2004 season as manager of the Peoria Mariners...was a coach with San Bernardino in 2002...spent 2000-2001 seasons as a coach at Wisconsin...in 1999, was roving catching instructor at the lower levels of Mariners organization prior to joining Everett as coach in June...was a catcher in the minors for the Mariners from 1996-98...played for double-A Orlando in 1998...was signed as a non-drafted free agent on Aug. 3, 1995...attended Miami of Ohio University.

A-High Desert

MANAGERIAL RECORD

YR	CLUB	LEAGUE	W	L	PCT.	FINISH
03	Peoria	Arizona	30	23	.766	3 rd /3 rd in division
04	Peoria	Arizona	31	25	.554	T 2 nd /5 th in division
05	Wisconsin	Midwest	76	63	.547	1 st /1 st in division
Career Totals			137	111	.552	

TOSAR, Mike

Short A-Everett

BORN: June 25, 1969

BATTED: Left THREW: Right HEIGHT: 5-10 WEIGHT: 175

Born June 25, 1969...resides in Miami, FL with wife Maria and son Mike and daughters Maria Lujan and Marcela...beginning his second season in the Mariners organization, first as manager for Everett...also the Mariners scout in charge of South Florida...spent 2005 as hitting coach for Everett...was coach in Minnesota organization, 2003-2004...was South Florida scout supervisor and cross-checker in Puerto Rico, 2000-2001...spent four seasons as hitting coach in Tampa Bay Devil Rays' system (1996 in the Gulf Coast League and 1997-99 in the Appalachian League)...played two season in the Montreal Expos organization advancing to Class A, 1993-1994...signed with the New York Mets in 1991 after four years as a starter for the University of Miami...played in the College World Series in 1988 and 1989...founder and Director of hardball Baseball School in Miami.

MINOR LEAGUE COACHES & STAFF

WILLIAMS, Dana

A-Wisconsin

Coach

Born March 20, 1963...resides in Pittsburgh, PA with wife Sandra, sons Jacob and Jordan and daughter Jasmine...begins 11th season in the Mariners organization, his first as coach of Wisconsin...managed Peoria from 2005-2006...spent 2002-2004 as coach with Wisconsin...coached with San Bernardino in 2001...spent 1999-2000 with Lancaster after coaching with Peoria in 1998...also spent 1997 season at Lancaster...spent 1996 as the hitting instructor for the independent league Sioux City Explorers...appeared in eight Major League games with Boston in June of 1989 and collected his only big league hit vs. Twins...played 11 seasons of professional baseball in the farm systems of the Red Sox (1983-89), White Sox (1989-90) and Cubs (1990-91)...was with independent league teams in 1992 and 1995...signed as a shortstop by the Red Sox in 1983 was converted to the outfield in 1984...named Player of the Year for New Britain Red Sox in 1985...led entire Red Sox system in batting (.327) in 1987.

BERNARD, Dwight

AAA-Tacoma

Coach

Born May 31, 1952...resides on Belle River, IL with wife Barbara, son Jason and daughters Jamie and Kelly...begins his second season as pitching coach for Tacoma...was pitching coach with San Antonio in 2005...spent 2004 as pitching coach for Inland Empire...spent 2003 as Minor League Pitching Coordinator for the Milwaukee Brewers...coached in the Brewers organization from 1998-2002...coached in the Alaskan Summer league in 1997...Minor League Pitching Coordinator for the Minnesota Twins from 1990-1996...coach in the Twins organization from 1987-89...began coaching in 1986 in the Pittsburgh organization...drafted by the New York Mets in the 2nd round in 1974...spent most of his career pitching in the minor leagues for New York (1974-79), Milwaukee (1980-82), Houston (1983-84) and Baltimore (1985)...pitched in the Major Leagues with New York (1978-78) and Milwaukee (1981-82), pitching in the postseason both years with the Brewers.

BOTTIN, Andy

Rookie-Peoria

Coach

Born June 15, 1949...resides on Camano Island, WA with wife Jeni, daughter Danielle and son Andy...begins his 13th year as a coach in the Mariners system, his sixth with Peoria...was a coach at Everett from 1995-2001...spent 20 years as a policeman in Seattle, retiring from the force January 15, 1995...played in the New York Yankees system 1967-72 and reached the triple-A level, but his career was cut short by military service in Vietnam...was the MVP at single-A Oneonta in 1972...member of both the ASA and USSSA softball Halls of Fame.

BUDNER, Scott

A-High Desert

Pitching Coach

Resides in Colton, CA...beginning his eighth season as a coach in the Mariners organization, third as pitching coach with High Desert...spent 2000-2004 as pitching coach with San Antonio...spent 1995-99 in private business...was a minor league pitching coach in the Oakland organization from 1990-94...spent three seasons, 1988-90, as pitching coach at Jacksonville University...was assistant golf pro in Florida in 1986-87...had a seven-year minor league pitching career in the Baltimore and San Francisco organizations, reaching as high as triple-A...attended Eastern Connecticut State.

CLIPPERTON, Jeremy

AA-West Tennessee

Trainer

Born May 8, 1977...resides in Peoria, AZ...begins his seventh season in the Mariners organization, his first with West Tennessee...named the 2006 Midwest League's Athletic Trainer of the Year...was the trainer for the Northwest League Spokane Indians in 2001...was employed with Physiotherapy Associates in Glendale, AZ after completing the 2000 season as trainer for the Peoria Mariners...graduated from Truman State University in Kirksville, MO with a B.S. in 1999...was an intern trainer for the Clinton Lumberkings in 1998.

COTTO, Henry

Short A-Everett

Coach

Born January 5, 1961...resides in Phoenix, AZ with his wife, Laura...has two children, son Henry Jr. and daughter Claudia...begins his 12th season in the Mariners organization, his first as a coach with Everett...was coach in San Antonio in 2006...spent 2003-2005 as a coach with Inland Empire...was the base running coordinator in 2002...was a professional coach in the Mariners organization from 1996-2001...coached with Tacoma the past two seasons after coaching there in 1997...spent 1997-98 at double-A New Haven...coached at double-A Port City for the 1996 season...played in 1995 with triple-A Nashville in Chicago White Sox system before retiring in July...played in Japan for the Yomiuri Giants in 1994...played 10 seasons in the big leagues including 1988-93 with the Mariners...also played for Chicago (NL) (1984), New York (AL) (1985-86) and Florida (1993)...compiled .261 career average with 44 home runs, 210 RBI and 130 stolen bases in the Major Leagues...played both basketball and baseball while growing up and actually signed a contract to play professional basketball in Puerto Rico before deciding on a career in baseball.

CRUZ, Tommy

AA-West Tennessee

Coach

Born February 15, 1951...resides in Arroyo, PR...begins 17th season in the Mariners organization, his first with West Tennessee...was coach with Wisconsin from 2005-2006...spent ten seasons as a coach at Peoria from 1995-2004...spent 1993-94 as club's roving hitting instructor...began 1992 at Peninsula, then filled a coaching position at Bellingham when the Northwest League season began...coached in 1991 with Mariners' Tempe club...played professional baseball from 1970-85...had two brief ML stints, with the St. Louis Cardinals in 1973 and Chicago White Sox in 1977...spent last five years of pro career in Japan (1980-85) with Nippon Ham Fighters of the Pacific League...son Cirilo played in the Mariners organization from 1999-95...nephew Jose Cruz Jr. plays for the Los Angeles Dodgers.

HIGGINS, Tim

A-Wisconsin

Trainer

Born September 5, 1980...resides in Evergreen Park, IL...begins his first season in the Mariners organization, his first as trainer with Wisconsin...was a trainer in the Arizona Diamondbacks organization in 2004-2005, working with Missoula, their rookie affiliation in the Pioneer League...won the Pioneer League Championships in 2006...was a training intern for the Chicago Cubs Major League Club in 2003...graduated from Illinois State University.

HOLMAN, Brad

AA-West Tennessee

Pitching Coach

Born February 9, 1968...resides in Wichita, KS with wife Stephanie and daughters Jessi Tyler and Tiffani...begins his sixth year as a minor league coach and second as coach with West Tennessee, after returning to the Mariners organization since 1993...was a mechanic for Boeing Aircraft from 1996-2001...pitched professionally from 1990-96, spending time in the Mariners, Baltimore Orioles, Colorado Rockies, San Diego Padres and Kansas City Royals organizations...made 19 relief appearances with the Mariners in 1993, his only Major League season...attended Auburn University of Montgomery from 1986-89...graduated from Wichita North H.S. in 1986...brother, Brian, pitched with the Mariners from 1989-91.

MCQUEENEY, Sean

Rookie-Peoria

Physical Therapist

Born December 20, 1978...resides in El Mirage, AZ...begins his first season in the Mariners organization, as physical therapist with Peoria...responsible for the rehabilitation of all minor league players...was as an intern with the Cincinnati Reds during the summer of 2004...graduated from Richard Stockton College of New Jersey with my masters in Physical Therapy in 2004.

NEWBERG, Tom

AAA-Tacoma

Trainer

Born September 30, 1961...enters his 21st as trainer in the Mariners organization, first with Tacoma...spent the last 17 season as an assistant trainer at the Major League level...Tom joined the organization in 1987 as trainer of the Salinas Spurs and advanced to double-A Vermont in 1988. In 1989, he served as the trainer for the Calgary Cannons of the Pacific Coast League...received his undergraduate degree from the University of Oregon in 1984, Newberg worked with Fleming II Sports Physical Therapy Clinic in Santa Cruz, CA... returned to Eugene and received his masters degree in health education while serving as a graduate assistant trainer with Oregon's Department of Intercollegiate Athletics...has also been involved with research studies at the Donald B. Slocum Sports Medicine Laboratory in Eugene, OR...during the 1997 off-season, he traveled to Tokyo as a Professional Baseball Athletic Trainers Society representative to lecture on athletic health care for the Japanese Baseball Athletic Training Society...following the 1999 season, Tom and Rick Griffin were named the MLB Athletic Training Staff of the Year by the P.B.A.T.S...also, Tom was honored to serve as the AL certified athletics trainer for the 2001 All-Star Game in Seattle...a native of Nehalem, OR, he is a member of the Northwest and National Athletic Trainers Associations...an avid duck hunter, Tom resides in Seattle with his wife, Colleen, and three children: daughter Jessa (13) and sons Tucker (10) & Alexander (4).

PAINTER, Lance

A-Wisconsin

Coach

Born July 21, 1967 in Bedford England...resides in Gilbert, AZ with wife Kelly and daughter Jordan and son Jake...begins his second season as pitching coach for Wisconsin...pitched professionally from 1990-2003, spending time in the San Diego, Colorado, St. Louis, Toronto and Milwaukee organizations...attended the University of Wisconsin...born in England and became naturalized U.S. citizen prior to start of the 1994 season.

POLLREISZ, Terry

AAA-Tacoma

Coach

Born January 3, 1947 in Whitefish, MT...resides in Peoria, AZ with wife Sheila; they have two daughters: Kasha and Karlie...begins his 10th season as a coach in the Mariners organization, fourth as coach with Tacoma...spent 2002-2003 as coach with San Antonio after spending the 1998-2001 seasons as the manager with Everett...guided the AquaSox to the best start in franchise history in 2000 (7-1)...spent 1987-1997 as head coach at the University of Portland, following three seasons as assistant coach...coached 12 years at West Linn (OR) H.S....selected by the Baltimore Orioles in the 1969 draft...played baseball and basketball at Portland and was named Athlete of the Year in 1968 and 1969...earned a bachelor's degree (in history) in 1969 and a M.A.T. in 1977 from Portland.

ROETTER, Randy

Rookie-Peoria

Trainer

Born March 7, 1959...resides in Phoenix, AZ with wife Venessa and son Randy...in his 20th season with the Mariners organization, his sixth with Peoria...spent 1990-2001 with the Tacoma Rainiers...named 1995 Minor League Trainer of the Year by the Professional Baseball Athletic Trainers Society...named PCL Trainer of the Year in 1993...was trainer for Williamsport of the Eastern League in 1989...started career in Mariners organization with Wausau of the Midwest League in 1988...was Head Athletic Trainer and Director of Intramurals at Thiel College in Greenville, PA from 1986-88...spent 1986 as Asst. Athletic Trainer at Youngstown State...worked as a trainer in the Chicago Cubs system from 1982-85...received his Bachelors of Art in Education from Youngstown State in 1981 and his Masters Degree in Physical Education from Kent State in 1982...member of the National Athletic Trainers Association and the National Strength and Conditioning Association.

SANTO DOMINGO, Rafael

A-High Desert

Coach

Born November 24, 1954...resides in Orocovis, Puerto Rico with wife Gloria Onelia and daughters Sarah and Nora and son David...begins his third season in the Mariners organization, second as coach for High Desert...spent 2005 as a coach with Peoria...also works as a scout in Puerto Rico for the Mariners...responsible for the signings of catcher Rene Rivera, left-hander Miguel Martinez and infielder Jeffrey Dominguez...started his professional career with the Cincinnati Reds in 1974 after signing as a non-drafted free agent, signed by scouts George Zuraw and Ramon Conde...named All-Star shortstop in the Eastern League in 1977...made Major League debut in 1979 with the Reds...worked in player development and was an infield and hitting instructor at the Puerto Rico Baseball Academy and High School.

SINACORI, Chris

Rookie-Peoria

Pitching Coach

Born August 19, 1970...resides in Chandler, AZ...spent 2005 and 2006 as pitching coach at Wake Forest...was pitching coach for Arizona State University from 2002-2004...was a pitching coach in the Chicago White Sox minor league system for four years from 1998-2001...also worked on special assignment for the White Sox in the Dominican Republic in 2001...prior to his coaching work, spent seven years as a professional player with four different organizations (Los Angeles, Toronto, Florida and Arizona)...was the 15th selection of the Dodgers in the 1991 MLB Amateur Draft...played two years for Tennessee and one year for FIU...was a two-time USA Today All-American at MacArthur H.S. in Levittown, N.Y., and earned the New York Diamond Award as the top prep player in the state of New York...was also a member of the 1988 USA Baseball Junior Olympic team that won the gold medal in Australia. Sinacori graduated with a degree in liberal arts and sciences from the University of Tennessee.

TOTH, Matt

A-High Desert

Trainer

Born April 14, 1977...resides in Albany, OR with wife Annie...begins his second season as a trainer in the Mariners organization...worked as a trainer for the Oregon State football team in 2004...worked as a trainer in the Milwaukee Brewers organization in 2002-03 and the Chicago Cubs organization in 2001...received his Bachelors of Art in Physical Education from John Carroll University (OH) in 1999 and his Masters Degree in Health and Human Performance from Oregon State University in 2001.

WEBB, Spyder

Short A-Everett

Trainer

Born July 4, 1953...resides in Florence, SC...enters his 29th season in the Mariners organization, all with the club's entry in the Northwest League...received the 2003 Joe Martin Award, given to a member in the Northwest League that has shown exceptional dedication and service.

WHELOCK, Gary

Short A-Everett

Pitching Coach

Born November 29, 1951...resides in Buckeye, AZ with wife Rosendy...beginning his 24th season as a coach in the Mariners organization, fourth season as pitching coach with Peoria...spent 2003 as pitching coach at Everett...spent 1999-2002 as pitching coach at Peoria...was pitching coach at Everett in 1998...tutored Chris Mears to a 9-1, 2.74 record and the Mariners Minor League Pitcher of the Year award in 1998...was pitching coach for Everett during the 1996 season, and at Peoria from 1993-95...spent 1992 as pitching coach at single-A San Bernardino in the California League...was pitching coach at Mariners' single-A Bellingham club from 1988-91...began coaching career with the San Antonio Dodgers in 1981...served as the Mariners' minor league roving pitching instructor from 1983-86...coached with Oklahoma City in 1987, before re-joining the Mariners' organization in 1988...graduated from Troy H.S. in Fullerton, CA in 1969...earned an A.A. degree from Fullerton J.C. and a B.A. in social science from UC-Irvine...led NCAA College Division pitchers with a 17-2 record in 1974...was the California Angels' sixth round selection in 1974 June draft...became the first player to ever sign a contract with the Mariners on November 17, 1976...career included ML stints with California (1976) and Seattle (1977 and 1980).

MARINERS NO. 1 DRAFT SELECTIONS

Month	Year	Player	Month	Year	Player
Jan.	1977	Paul Givens, lhp	June	1987	* Ken Griffey Jr., of
June	1977	Dave Henderson, of	June	1988	Tino Martinez, 1b
Jan.	1978	Jim Maler, 1b	June	1989	Roger Salkeld, rhp
June	1978	Tito Nanni, of	June	1990	Marc Newfield, 1b
Jan.	1979	Mike Hood, c	June	1991	Shawn Estes, lhp
June	1979	* Al Chambers, of	June	1992	Ron Villone, lhp
Jan.	1980	Don Freeman, ss	June	1993	* Alex Rodriguez, ss
June	1980	Darnell Coles, ss	June	1994	Jason Varitek, c
Jan.	1981	Bret McAfee, ss	June	1995	Jose Cruz Jr., of
June	1981	* Mike Moore, rhp	June	1996	Gilbert Meche, rhp
Jan.	1982	Wray Bergendahl, rhp	June	1997	Ryan Anderson, lhp
June	1982	Spike Owen, ss	June	1998	Matthew Thornton, lhp
Jan.	1983	Keith Komeiji, c	June	1999	Ryan Christianson, c
June	1983	Darrel Akerfelds, rhp	June	2000	Sam Hays, lhp (rd. 4)
Jan.	1984	* Calvin Jones, rhp	June	2001	Michael Garciaparra, ss
June	1984	Bill Swift, rhp	June	2002	John Mayberry, 1b
Jan.	1985	Dan Larson, rhp	June	2003	Adam Jones, ss
June	1985	Mike Campbell, rhp	June	2004	Matt Tuiasosopo, ss (rd.3)
Jan.	1986	James Pritikin, of	June	2005	Jeff Clement, c
June	1986	Patrick Lennon, ss	June	2006	Brandon Morrow, rhp

* First player selected in entire draft

MINOR LEAGUE PLAYERS

ACOSTA, Rhonny

RHP

BORN: 12-4-88 in Cumana, Sucre, VZ

BATS: Right **THROWS:** Right **HEIGHT:** 6-3 **WEIGHT:** 188

RESIDENCE: San Juan, Guarico, VZ

ACQUIRED: Signed as a non-drafted free agent November 2, 2005; signed by Mariners scout Pedro Avila.

Rhonny Alexander Acosta...graduated from V.E. Jose Silverio Gonzalez in July, 2005...**2006:** played with Aguirre in the Venezuelan Summer League, going 4-0 with a 4.11 ERA in 15 games, four starts while striking out 24.

ADCOCK, Nathan

RHP

BORN: 2-25-85 in Elizabethtown, KY

BATS: Right **THROWS:** Right **HEIGHT:** 6-5 **WEIGHT:** 190

RESIDENCE: Vine Grove, KY

ACQUIRED: Mariners' 5th round selection in the June 2006 draft; signed by Mariners scout Brian Williams.

Nathan Masler Adcock...graduated from North Hardin High School in June, 2006...went 12-2 while striking out 140 batters, including 17 in a games three times in 2006...named to the 3rd Team All-American by the National Baseball Coaches Association his senior season...**2006:** began pro career with Peoria...went 0-1 with a 1.64 ERA (4 ER, 22.0 IP) in six starts and 0-1 with a 6.08 ERA (9 ER, 13.1 IP) in four relief appearances...struck out season-high five batters in 3.0 innings on July 24 vs. the Rangers...limited opponents to a .243 average, including a .202 average vs. right-handers...participated in the Mariners 2006 Arizona Instructional League.

PLAYING RECORD

YEAR	CLUB	LG	W-L	ERA	G	GS	CG	SHO	SV	IP	H	R	ER	HR	BB	SO	WP	BK
2006	Peoria	Ariz	0-2	3.31	10	6	0	0	0	35.1	33	21	13	1	16	31	5	0

AGUDELO, Jorge

IF

BORN: 5-30-89 in Caracas, VZ

BATS: Right **THROWS:** Right **HEIGHT:** 6-0 **WEIGHT:** 175

RESIDENCE: Anaco, Anzoategoi, VZ

ACQUIRED: Signed as a non-drafted free agent January 25, 2006; signed by Mariners scouts Emilio Carrasquel and Luis Martinez.

Jorge David Agudelo...graduated from V.E. Jose Felix Rivas in July, 2005...**2006:** played with Aguirre in the Venezuelan Summer League...hit .290 (54x186) with 32 runs scored, six doubles, 14 RBI and six stolen bases...recorded a season-high four hits on May 20.

ALCANTARA, Ariel

RHP

BORN: 5-13-89 in Santo Domingo, DR

BATS: Right **THROWS:** Right **HEIGHT:** 6-3 **WEIGHT:** 190

RESIDENCE: Bani, DR

ACQUIRED: Signed as a non-drafted free agent February 7, 2006; signed by Mariners scouts Bob Engle and Patrick Guerrero.

Ariel Alcantara...**2006:** pitched in the Dominican Summer League...went 3-3 with a 2.39 ERA in 12 games, 11 starts...limited opponents to a .160 average while striking out 54 and walking 23 in 60.1 innings.

ALLEN, Nick

RHP

BORN: 6-15-83 in Abington, PA

BATS: Right **THROWS:** Right **HEIGHT:** 6-1 **WEIGHT:** 210

RESIDENCE: Green Lane, PA

ACQUIRED: Mariners' 21st round selection in the June 2005 draft; signed by Mariners scout Rob Mummaw.

Allen (continued)

Nicholas Stephen Allen...graduated from Boyertown Area High School (PA) in June, 2001...graduated from Villanova University in May, 2005...**2005:** began pro career in Everett...won four consecutive starts, June 29-July 14...tossed a season-high 8.0 scoreless innings allowing only three hits while striking out four to pick up the win on July 4 at Boise...had a 1.54 ERA (11.2 IP, 2 ER) in four relief appearances...participated in 2005 Arizona Instructional League...**2006:** spent season with Wisconsin, appearing in 34 games, 12 starts...finished tied for the team lead with seven wins...started season in the bullpen going 4-0 with a 2.38 ERA before moving to the starting rotation in June...was 3-4 with a 4.91 ERA as a starter...allowed only one earned run in 20.0 innings in relief, May 13-June 7 (10 games)...tossed season-high 7.0 innings twice (July 5 and July 27)...placed on the disabled list with right elbow strain on Aug. 21 for the remainder of the season.

PLAYING RECORD

YEAR	CLUB	LG	W-L	ERA	G	GS	CG	SHO	SV	IP	H	R	ER	HR	BB	SO	WP	BK
2005	Everett	Nwst	6-4	4.59	16	12	0	0	0	66.2	82	42	34	3	12	37	0	0
2006	Wisconsin	Mid	7-4	3.86	34	12	0	0	0	100.1	114	52	43	11	26	62	2	0

ALVARADO, Carlos

RHP

Can be found in the invited players section of the media guide.

ARIAS, Jonathan

C

BORN: 2-8-88 in Nizao, DR

BATS: Right **THROWS:** Right **HEIGHT:** 6-3 **WEIGHT:** 190

RESIDENCE: Bani, DR

ACQUIRED: Signed as a non-drafted free agent April 20, 2006; signed by Mariners scouts Bob Engle and Patrick Guerrero.

Jonathan Anibal Arias...**2006:** played in the Dominican Summer League, hitting .184 (14x76) in 31 games.

ARROYO, Jack

IF

BORN: 9-7-80 in Mountain View, CA

BATS: Right **THROWS:** Right **HEIGHT:** 5-11 **WEIGHT:** 175

RESIDENCE: Mountain View, CA

ACQUIRED: Mariners' 18th round selection in the June 2004 draft; signed by Mariners scout Stacey Pettis.

Jack Arroyo...graduated from East Union High School in June, 1999...played two seasons at Modesto Junior College and one season at the College of Charleston in South Carolina...graduated from Sacramento State University in 2004...batted .327 and led Sacramento State in five statistical categories, including hits (81), runs (56), homers (8), total bases (113) and stolen bases (20) during his last season...named to the 2004 Division I All-Independent Baseball Team...**2004:** began pro career with Peoria...placed on the disabled list on June 22-July 7 with a broken finger...hit safely in 16 of 23 games, including eight multi-hit games...had five-game hit streak, hitting .350 (7x20), Aug. 3-8...hit first career home run on Aug. 4 vs. Brewers...recorded at least one run in seven consecutive games, Aug. 2-9...had a season-high four-hit game on Aug. 14 at Padres...transferred to San Antonio on Aug. 25, appearing in four games...**2005:** spent season with Wisconsin, appearing in 81 games...had a five game hit streak, hitting .500 (10x20), April 13-21...recorded three three-hit games and two three-RBI games...one of nine Rattlers to record at least 10 stolen bases...**2006:** split season between Inland Empire, San Antonio and Tacoma...started season on the disabled list with right quad strain and was reinstated on April 22...started season with Tacoma, appearing in four games...transferred to Inland Empire on May 13...appeared in games at second base, left field, right field and designated hitter with the 66ers...went 3x5 with a season-high four runs and three doubles on July 9 at Lancaster...hit .289 (22x76) with 13 runs scored, six extra-base hits and six RBI in the month of July...had season-high seven-game hit streak, hitting .375 (12x32), Aug. 1-9...hit .337 (30x89) with runners on base...made his first career on the mound on Sept. 3 vs. Lake Elsinore, tossing 2.0 innings in relief allowing seven runs on two hits...transferred to San Antonio on May 24 and back to Inland Empire on June 19.

PLAYING RECORD

YEAR	CLUB	LG	AVG.	G	AB	R	H	2B	3B	HR	RBI	SH	SF	HB	BB	SO	SB-CS	E	OBP
2004	Peoria	Ariz.	.310	23	84	23	26	7	0	1	11	0	0	3	12	14	5-0	7	.414
	San Antonio	Tex.	.000	4	4	1	0	0	0	0	0	0	0	0	2	0	0-0	1	.333
2005	Wisconsin	Mid.	.206	81	247	36	51	11	4	1	31	4	3	6	26	57	11-3	6	.294
2006	Tacoma	PCL	.000	4	2	2	0	0	0	0	0	0	0	0	0	1	0-0	0	.000
	Inland Empire	Cal.	.253	50	182	24	46	9	2	1	19	1	1	4	15	46	9-0	8	.322
	San Antonio	Tex.	.135	15	37	4	5	0	0	0	0	2	0	1	3	6	1-1	0	.220

ASHER, David

LHP

BORN: 2-18-83 in Orlando, FL

BATS: Left THROWS: Left HEIGHT: 6-1 WEIGHT: 195

RESIDENCE: Orlando, FL

ACQUIRED: Mariners' 8th round selection in the June 2005 draft; signed by Mariners scout Pedro Girfol.

David M. Asher...graduated from University High in June, 2001...drafted by Cincinnati in the 33rd round, but did not sign...attended South Florida Community College...named second team all-conference...graduated from Florida International University in December, 2005...**2005:** began pro career with Everett, appearing in 18 games in relief...held opponents to a .275 (38x138) average, including a .194 (6x31) vs. lefties...**2006:** started season with Tacoma appearing in three games before being transferred to Wisconsin on May 13...started in the bullpen before moving to the starting rotation on July 12...picked up only win of the season on July 12 at Peoria, tossing 5.0 shutout innings...allowed only two earned runs in 19.0 innings in first four starts, July 12-28...went 1-0 with a 1.80 ERA (5 ER, 25.0 IP) in 17 games in July...played with the Waikiki BeachBoys in the Hawaiian Winter League, going 1-2 with a 5.68 ERA (16 ER, 25.1 IP) in 10 games, five starts.

PLAYING RECORD

YEAR	CLUB	LG	W-L	ERA	G	GS	CG	SHO	SV	IP	H	R	ER	HR	BB	SO	WP	BK
2005	Everett	Nwst	1-5	4.79	18	0	0	0	3	35.2	38	20	19	2	9	40	2	0
2006	Wisconsin	Mid	1-2	4.31	30	11	0	0	0	85.2	93	50	41	7	27	60	8	1
	Tacoma	PCL	0-0	5.79	3	0	0	0	0	4.2	5	3	3	0	3	7	0	0

AVILA, Gerardo

IF

BORN: 7-13-86 in Maracaibo, Zulia, VZ

BATS: Left THROWS: Left HEIGHT: 6-2 WEIGHT: 185

RESIDENCE: Maracaibo, Zulia, VZ

ACQUIRED: Signed as a non-drafted free agent November 5, 2002; signed by Mariners scout Emilio Carrasquel and Fernando Soto.

Gerardo Jose Avila...graduated from Dante Alighieri High School in July 2003...**2003:** played with Aguirre in the Venezuelan Summer League...**2004:** played with Aguirre in the Venezuelan Summer League, hitting .207 (23x111) in 41 games...**2005:** spent second season with Aguirre, hitting .249 (47x189) in 53 games...led the team with seven home runs, 15 extra-base hits and 30 RBI...**2006:** started season with Peoria...hit safely in 25 of 32 games...recorded 11 multi-hit games, including one four-hit game and five three-hit games...went 4x5 with two runs, two home runs and three RBI on June 27 vs. the Royals...had season-high eight-game hit streak, hitting .486 (17x35), June 27-July 8...went 3x4 with two runs, a double a home run and a season-high five RBI on July 15 vs. the Brewers...tied for the league lead with seven home runs...promoted to Wisconsin on Aug. 8 and appeared in 23 games...participated in the Mariners Arizona Instructional League.

PLAYING RECORD

YEAR	CLUB	LG	AVG.	G	AB	R	H	2B	3B	HR	RBI	SH	SF	HB	BB	SO	SB-CS	E	OBP
2006	Peoria	Ari	.326	32	132	22	43	6	2	7	29	0	0	2	7	35	3-2	5	.369
	Wisconsin	Mid	.159	23	88	5	14	2	0	0	8	0	2	1	1	22	1-0	2	.174

BALDWIN, Andy

RHP

BORN: 10-20-82 in Duluth, MN

BATS: Right **THROWS:** Right **HEIGHT:** 6-5 **WEIGHT:** 215

RESIDENCE: Portland, OR

ACQUIRED: Traded to Seattle by Philadelphia with Andrew Barb (rhp) in exchange for Jamie Moyer (lhp) on Aug. 20, 2006.

Andrew Scott Baldwin...graduated from Hood River Valley High School (OR) in June, 2000...attended the University of Oregon...originally drafted by the Philadelphia Phillies in the June 2004 draft...Uncle, John Hiller, was a LH relief pitcher for DET (1965070), 1972-80)... **2004:** began pro career with Batavia...led team in innings, strikeouts and starts...had season-high seven strikeouts on Aug. 1 vs. Jamestown...went 4-2 with a 3.26 ERA (16 ER, 44.2 IP) in nine home starts...lost four of his final five starts on the season Aug. 11-Sept. 2, after winning four out his previous five, July 16-Aug. 6...pitched in Florida Instructional League...**2005:** spent entire season with Lakewood...led the South Atlantic League in innings...pitched complete game loss on June 16 at Delmarva (8.0 IP, 5 ER, 4 SO)...Phillies Minor League Pitcher of the Week twice, May 16-22 and Aug. 22-28...recorded a season-high nine strikeouts on Aug. 25 vs. Lake County (8.0 IP, 2 H)...**2006:** started season with Clearwater...made seven starts out of the bullpen before moving to the starting rotation on April 27...struck out a season-high 10 batters in 6.1 innings, but picked up the loss on May 30 at Vero Beach...tossed 9.0 inning complete game win, allowing one run on five hits while striking out eight on June 9 at Sarasota...won three games in both June and July...recorded season-high four-game win streak, June 28-July 19...traded to Seattle on Aug. 20 and assigned to Inland Empire...took no-hitter into the seventh inning in first start on Aug. 22 vs. High Desert, allowed only a single in 7.0 innings...tossed 15.0 consecutive scoreless innings in his first two starts on Aug. 22 and 27.

PLAYING RECORD

YEAR	CLUB	LG	W-L	ERA	G	GS	CG	SHO	SV	IP	H	R	ER	HR	BB	SO	WP	BK
2004	Batavia	NYP	4-6	5.17	15	15	0	0	0	71.1	96	50	41	2	14	54	4	1
2005	Lakewood	SAL	5-12	4.77	27	27	1	0	0	168.0	183	106	89	16	43	100	15	0
2006	Clearwater	FSL	8-8	4.04	27	20	1	0	0	147.0	164	78	66	11	22	100	3	1
	Inland Empire	Cal	2-1	0.82	3	3	0	0	0	22.0	12	2	2	1	2	13	0	0

BALL, Bryan

RHP

BORN: 7-10-84 in Jackson Hole, WY

BATS: Right **THROWS:** Right **HEIGHT:** 6-2 **WEIGHT:** 210

RESIDENCE: Punta Gorda, FL

ACQUIRED: Mariners' 27th round selection in the June 2006 draft; signed by Mariners scout Mark Leavitt.

Bryan R. Ball...graduated from Charlotte High School (FL) in May, 2002...graduated from the University of Florida in May, 2006... concluded his career at Florida with 55 starts, equaling Marc Valdes atop the school's all-time list, while his 20 victories rank 11th)...**2006:** started season with Everett, appearing in three games, one start...transferred to Peoria on July 22...made three relief appearances, tossing 4.0 scoreless innings...recorded first career win on Aug. 26 at the Cubs, tossing 2.0 innings allowing only one hit.

PLAYING RECORD

YEAR	CLUB	LG	W-L	ERA	G	GS	CG	SHO	SV	IP	H	R	ER	HR	BB	SO	WP	BK
2006	Everett	Nwst	0-1	9.00	3	1	0	0	0	4.0	6	5	4	0	4	5	2	0
	Peoria	Ariz	1-0	0.00	3	0	0	0	0	4.0	2	1	0	0	2	4	0	0

BANNISTER, Brett

RHP

BORN: 3-13-83 in Scottsdale, AZ

BATS: Right **THROWS:** Right **HEIGHT:** 6-1 **WEIGHT:** 190

RESIDENCE: Paradise Valley, AZ

ACQUIRED: Mariners' 19th round selection in the June 2005 draft; signed by Mariners scouts Greg Whitworth, Phil Pote and Dennis Gonsalves.

Brett Michael Bannister...son of former Mariner pitcher Floyd Bannister...graduated from Chaparral High School in May, 2001...earned second team All-East Sky Region honors in his 2001 senior season and honorable mention junior season...four-time AIA Scholar-Athlete Award winner graduated from the University of Southern California in

MINOR LEAGUES

BANNISTER (continued)

May 2005...did not pitch in 2003 because of a strained ulner collateral ligament in his right elbow...did not pitch in 2004 after undergoing Tommy John surgery on his right elbow...**2005**: began pro career in Peoria, appearing in two games, one start...**2006**: spent season on the disabled list with a labrum tear in his right shoulder.

PLAYING RECORD

YEAR	CLUB	LG	W-L	ERA	G	GS	CG	SHO	SV	IP	H	R	ER	HR	BB	SO	WP	BK
2005	Peoria	Ariz	0-0	2.25	2	1	0	0	0	4.0	4	1	1	1	0	5	0	0
2006																		

Injured - Did Not Play

BARB, Andrew

RHP

BORN: 10-6-84 in Redmond, WA

BATS: Right **THROWS**: Right **HEIGHT**: 6-3 **WEIGHT**: 190

RESIDENCE: Lake Stevens, WA

ACQUIRED: Traded to Seattle by Philadelphia with Andrew Baldwin (rhp) in exchange for Jamie Moyer (lhp) on Aug. 20, 2006.

Andrew Thomas Barb...graduated from Juanita High School in June, 2002...attended Everett Community College...originally signed as a non-drafted free agent on May 22, 2004...Father, David, pitched in the NYM organization (1970-1972)... **2004**: made pro debut with Gulf Coast Phillies...had season-high nine strikeouts on July 26 (game 2) vs. Tigers...walked one or fewer in all 15 of his appearances...went 2-1 with a 0.53 ERA (1 ER, 17.0 IP) in four starts...allowed two earned runs in his final sic appearances (18.2 IP), after allowing 10 ER in his first nine (16.1 IP)...pitched in Florida Instructional League...**2005**: began season with Gulf Coast Phillies...promoted to Batavia on July 13...**2006**: started season with Lakewood...recorded first career save on April 24 at Delmarva...tossed season-high 15.0 consecutive scoreless innings, April 24-May 21...went 6-0 with eight saves and a 0.76 ERA (3 ER, 35.1 IP) in 19 games at home, compared to 0-2 with 10 saves and a 4.26 ERA (12 ER, 25.1 IP) in 19 games on the road...limited opponents to a .166 average, including a .154 clip vs. right-handers...struck out a career-high 71 batters in 60.2 innings of work...traded to Seattle on Aug. 20 and assigned to Wisconsin, but did not appear in any games.

PLAYING RECORD

YEAR	CLUB	LG	W-L	ERA	G	GS	CG	SHO	SV	IP	H	R	ER	HR	BB	SO	WP	BK
2004	Phillies	GCL	2-2	2.57	15	4	0	0	0	35.0	29	12	10	4	7	56	3	1
2005	Phillies	GCL	0-2	3.27	2	2	0	0	0	11.0	11	6	4	0	0	16	2	0
	Batavia	NYP	3-2	3.23	11	0	0	0	0	64.0	59	27	23	7	27	57	4	1
2006	Lakewood	SAL	6-2	2.23	38	0	0	0	18	60.2	35	16	15	0	28	71	6	1

BATISTA, Yidido

IF

BORN: 10-13-89 in Cartagena, Bolivar, Colombia

BATS: Right **THROWS**: Right **HEIGHT**: 6-0 **WEIGHT**: 150

RESIDENCE: Cartagena, Bolivar, Colombia

ACQUIRED: Signed as a non-drafted free agent July 2, 2006; signed by Mariners scout Curtis Wallace.

Yidido Batista...graduated from Comfenalco in December, 2006...is under contract for the 2007 season.

BAUTISTA, Felix

RHP

BORN: 10-10-87 in San Cristobal, DR

BATS: Right **THROWS**: Right **HEIGHT**: 6-3 **WEIGHT**: 180

RESIDENCE: Nigua, DR

ACQUIRED: Signed as a non-drafted free agent November 10, 2004; signed by Mariners scouts Bob Engle and Patrick Guerrero.

Felix Antonio Bautista...**2005**: participated in the Dominican Summer League, going 0-1 with a 2.93 ERA in 10 relief appearances...**2006**: participated in the Dominican Summer League, going 1-1 with a save and a 2.77 ERA in 13 relief appearances...struck out 27 awhile limiting oppnents to a .224 average in 26.0 innings of work.

BAZARDO, Yorman

RHP

Can be found in the invited players section of the media guide.

BELLO, Cibney

RHP**BORN:** September 10, 1982 in Vargas, VZ**BATS:** Left **THROWS:** Right **HEIGHT:** 6-5 **WEIGHT:** 183**RESIDENCE:** Mesa, AZ**ACQUIRED:** Signed as a non-drafted free agent February 2, 2000; signed by Mariners scout Bob Engle.

Cibney R. Bello...**2000:** pitched in the Venezuelan League...**2001:** went 2-4 with a 4.83 ERA in 12 games with Aguirre of the Venezuelan League...**2002:** went 7-1 with a 2.04 ERA in 14 games, 12 starts, with Aguirre...held opponents to a .219 average (56x256)...**2003:** appeared in 11 games, 5 starts, with Peoria...allowed only one earned run in his last three appearances (6.2 IP)...played for Lara in the Venezuelan Winter Leagues...**2004:** made 22 relief appearances with Everett...recorded first career save, tossing 1.0 inning allowing only one run on one hit while striking out four on June 30 vs. Spokane...allowed only one earned run in last 13 games (19.0 IP), July 24-Sept. 4...struck out a season-high six batters on July 29 at Boise...held opponents to a .214 average, including a .182 (6x33) average vs. lefties...participated in the 2004 Arizona Instructional League...**2005:** appeared in 37 games, eight starts, with Wisconsin...had a 0.63 ERA (14.1 IP, 1 ER) in six relief appearances in April...went 2-2 with a save and a 4.21 ERA in 29 relief appearances, compared to 2-2 with a 6.27 ERA in eight starts...struck out a season-high six batters, July 27 and Aug. 1...won back-to-back starts, Aug. 6 and 12...held opponents to a .249 average, including a .209 average vs. lefties...one of eight players from Wisconsin to be named to the Midwest League All-Star team...**2006:** spent season with Inland Empire...led the team and finished 3rd among all Mariners farmhands with 137 strikeouts...allowed three or less earned runs in 23 of his 29 starts...tossed 6.0 scoreless innings allowing one hit while striking out a career-high 10 batters on May 21 vs. Rancho Cucamonga...tossed season-high 8.0 innings allowing one run on four hits while striking out six, but picked up the loss on Aug. 16 at Lake Elsinore...limited opponents to a .247 average, including a .232 clip vs. right-handers...pitched for Cardenales in the Venezuelan Winter League.

PLAYING RECORD

YEAR	CLUB	LG	W-L	ERA	G	GS	CG	SHO	SV	IP	H	R	ER	HR	BB	SO	WP	BK
2003	Peoria	Ariz	1-1	6.56	11	5	0	0	0	35.2	42	27	26	8	19	27	3	0
2004	Everett	Nwst	4-1	3.93	22	0	0	0	1	34.1	25	16	15	5	15	34	2	0
2005	Wisconsin	Mid	4-4	5.02	37	8	0	0	1	95.0	88	58	53	8	69	75	10	0
2006	Inland Empire	Cal	6-10	3.94	29	27	0	0	0	153.0	145	86	67	19	78	137	24	0

BELTRAN, Juan

C**BORN:** 6-26-86 in La Victoria, DR**BATS:** Right **THROWS:** Right **HEIGHT:** 6-0 **WEIGHT:** 165**RESIDENCE:** Villa Mella, DR**ACQUIRED:** Signed as a non-drafted free agent October 28, 2003; signed by Mariners scouts Bob Engle and Patrick Guerrero.

Juan Manuel Beltran...**2004:** played in the Dominican Summer League, hitting .264 (38x144) with 19 runs scored and 16 RBI...**2005:** played second season in the Dominican Summer League, hitting .288 (32x111) in 43 games...**2006:** started season with Peoria...had nine multi-hit games, including a season-high three hits on June 22...hit only home run of the season on July 23 vs. the Giants...hit .412 (7x12) during a four-game hit streak from Aug. 2-11...transferred to Tacoma on Aug. 29 and appeared in three games with the Rainiers...participated in the Mariners Arizona Instructional League.

PLAYING RECORD

YEAR	CLUB	LG	AVG.	G	AB	R	H	2B	3B	HR	RBI	SH	SF	HB	BB	SO	SB-CS	E	OBP
2006	Peoria	Ari	.258	26	89	9	23	3	0	1	7	1	1	1	4	18	2-3	4	.295
	Tacoma	PCL	.167	3	12	1	2	1	0	0	0	0	0	0	0	3	0-0	0	.167

MINOR LEAGUES

BENITEZ, Deybis

IF**BORN:** 4-23-87 in Caracas, VZ**BATS:** Right **THROWS:** Right **HEIGHT:** 6-2 **WEIGHT:** 170**RESIDENCE:** Caracas, VZ**ACQUIRED:** Signed as a non-drafted free agent July 15, 2003; signed by Mariners scouts Pedro Avila and Emilio Carrasquel.

Deybis Jose Benitez...**2004:** played with Aguirre in the Venezuelan Summer League, hitting .257 (52x202)...**2005:** hit .229 (39x170) in 55 games with Aguirre in the Venezuelan Summer League...**2006:** spent season with Peoria, hitting safely in 32 of 48 games...hit safely in 18 of 21 games, July 24-Aug. 22, hitting .472 (30x81), raising his season average from .202 to .285...recorded season-high nine-game hit streak, hitting .472 (17x36), Aug. 9-22...had 14 multi-hit games, including five three-hit games...hit .301 (25x83) in 21 games in the month of Aug...participated in the Mariners Arizona Instructional League.

PLAYING RECORD

YEAR	CLUB	LG	AVG.	G	AB	R	H	2B	3B	HR	RBI	SH	SF	HB	BB	SO	SB-CS	E	OBP
2006	Peoria	Ari	.268	48	190	27	51	3	4	0	13	2	1	3	23	46	7-7	21	.355

BIBENS-DIRKX, Austin

RHP**BORN:** 4-29-85 in Salem, OR**BATS:** Right **THROWS:** Right **HEIGHT:** 6-2 **WEIGHT:** 190**RESIDENCE:** Keizer, OR**ACQUIRED:** Mariners' 16th round selection in the June 2006 draft; signed by Mariners scout Phil Geisler.

Austin Bibens-Dirkx...graduated from McNary High School in June, 2003...First Team All-Valley League as a pitcher...Named the Gatorade Will To Win Athlete...attended Chemeketa Community College...First-Team All-NWAACC South as a sophomore, honorable mention as a freshman...team Most Valuable Player...attended University of Portland...started four games and made a team-high 26 appearances on the mound...his seven saves T3rd most on Portland's all-time single season chart and his 26 appearances T4th most...seven saves are also T6th most on UP's all-time chart...staff bests of a 4.19 ERA and 61 strikeouts...**2006:** started season with Everett appearing in three games, June 19-28...made one relief appearance with Tacoma on June 24...transferred to Wisconsin for the remainder of the season on June 28...recorded first career save on June 21 vs. Tri-City...did not allow a run in 20 of 25 relief appearances...tossed 12.1 consecutive scoreless innings, July 7-30...limited opponents to a .200 average, including a .143 clip vs. lefties.

PLAYING RECORD

YEAR	CLUB	LG	W-L	ERA	G	GS	CG	SHO	SV	IP	H	R	ER	HR	BB	SO	WP	BK
2006	Everett	Nwst	0-0	0.00	3	0	0	0	1	4.0	1	0	0	0	1	6	1	0
	Tacoma	PCL	0-0	0.00	1	0	0	0	0	2.0	2	0	0	0	1	5	0	0
	Wisconsin	Mid	2-2	1.95	25	0	0	0	4	32.1	24	7	7	0	7	38	0	0

BLANCO, Ivan

RHP**BORN:** 9-24-083 in Caracas, VZ**BATS:** Right **THROWS:** Right **HEIGHT:** 6-1 **WEIGHT:** 190**RESIDENCE:** Guatire, VZ**ACQUIRED:** Signed as a non-drafted free agent July 6, 2000; signed by Mariners scout Pedro Avila.

Ivan J. Blanco...**2001:** appeared in 5 games with Aguirre in the Venezuelan League...**2002:** went 5-0 with a save and 1.09 ERA (41.1 IP, 5 ER) in 41.1 innings pitched with Aguirre...**2003:** appeared in 12 games (10 starts) with Aguirre in the Venezuelan Summer League...finished the season 7-0 with a 0.97 ERA (74.1 IP, 8 ER) while striking out 103 and walking 15...named Aguirre's Most Valuable Pitcher by the Seattle Mariners...participated in the 2003 Arizona Instructional League...played for Lara in the Venezuelan Winter League...**2004:** made four relief appearances with Everett, allowing 18 earned runs while striking out 20 batters in 14 1/3 innings...**2005:** appeared in 28 games, six starts, with Wisconsin...tossed season-high 12.1 consecutive innings (9 games) without an earned run, May 24-June 15...struck out a season-high seven batters in 6.0 innings on July 23 vs. Clinton...went 2-1 with a 4.81 ERA in 22 relief appearances, compared to 1-2 with a 9.42 ERA in six starts...held opponents to

BLANCO (continued)

a .283 average, including .224 average vs. right-handers...**2006**; spent season with Inland Empire, appearing in 20 games, eight starts...limited opponents to .218 average, including a .208 average vs. right-handed batters...went 3-3 with a 3.19 ERA in 8 starts and 2-0 with a 4.34 ERA in 12 relief appearances...placed on the disabled list with a bone spurs in his right elbow on June 5...had rehab assignment with Peoria on Aug. 11, appearing in two games...completed rehab assignment and reinstated from the disabled list on Aug. 19...recorded first career save on Aug. 22 vs. High Desert...played for Lara in the Venezuelan Winter League, going 2-1 with a 5.04 ERA (14 ER/25.0 IP) in 18 relief appearances.

PLAYING RECORD

YEAR	CLUB	LG	W-L	ERA	G	GS	CG	SHO	SV	IP	H	R	ER	HR	BB	SO	WP	BK
2004	Everett	Nwst	0-1	11.05	4	4	0	0	0	14.2	21	19	18	5	12	20	2	0
2005	Wisconsin	Mid	3-3	6.93	28	6	0	0	0	62.1	67	54	48	9	30	53	17	3
2006	Inland Empire	Cal	5-3	3.66	20	8	0	0	1	71.1	55	37	29	7	38	50	5	3
	Peoria	Ariz	0-0	0.00	2	2	0	0	0	4.0	1	0	0	0	2	5	1	1

BONILLA, Leury

IF

BORN: 2-8-85 in Gaspar Hernandez, DR

BATS: Right **THROWS:** Right **HEIGHT:** 6-2 **WEIGHT:** 170

RESIDENCE: Puerto Planta, DR

ACQUIRED: Signed as a non-drafted free agent November 1, 2002; signed by Mariners scout Patrick Guerrero.

Leury Bonilla...**2002 & 2003**: played in the Dominican Summer League...**2004**: played in the Dominican Summer League, hitting .266 (61x229) with 29 RBI in 69 games...led team in stolen bases (27) and at-bats (229)...participated in 2004 Arizona Instructional League...**2005**: spent season with Peoria...recorded a season-high six-game hit streak, hitting .333 (9x27), July 29-Aug. 13...had six multi-hit games, including three three-hit games...recorded a season-high four RBI on July 14 at Rangers and was one of seven Mariners with 20 or more RBI...**2006**: spent season with Everett appearing in 59 games four positions, including second base, third base, left field and designated hitter...recorded a season-high four RBI twice (June 19 & July 19)...went 2x4 with two home runs and four RBI on July 19 vs. Boise...participated in the Mariners Arizona Instructional League.

PLAYING RECORD

YEAR	CLUB	LG	AVG.	G	AB	R	H	2B	3B	HR	RBI	SH	SF	HR	BB	SO	SB-CS	E	OBP
2005	Peoria	Ariz	.248	34	125	22	31	3	4	2	22	3	5	3	10	40	1-2	10	.308
2006	Everett	Nwst	.230	59	196	20	45	12	0	7	27	3	4	1	13	53	5-2	17	.276

BOUCHER, Sebastien

OF

BORN: 10-19-81 in Hull, Quebec, Canada

BATS: Left **THROWS:** Right **HEIGHT:** 6-0 **WEIGHT:** 190

RESIDENCE: Ottawa, Ontario, Canada

ACQUIRED: Mariners' 7th round selection in the 2004 June draft; signed by Mariners scout Mark Leavitt.

Sebastien E. Boucher...graduated from Franco Cite Secondary School (Ontario, Canada) in June, 2001...attended Bethune-Cookman College...named to the New York Collegiate League East All-Star team...selected the 2004 Mid-Eastern Athletic Conference Baseball Player of the Year, as voted by MEAC Head Coaches and Sports Information Directors...**2004**: participated in the 2004 Arizona Instructional League...on the provisional roster for Canada for the inaugural World Baseball Classic...**2005**: started season with Wisconsin...recorded 13-game hit streak, hitting .458 (27x59), June 7-24...recorded 20 multi-hit games, including two three-hit games and one four-hit game...reached base safely in 31 consecutive games, May 13-June 24, the second longest streak in the Midwest League this season...promoted to Inland Empire on June 29...hit safely in 43 of 52 games and reached base safely in 46 of 52 games...recorded three hit streaks of 10 or more games...recorded a season-high 15-game hit streak, hitting .438 (28x64), July 22-Aug. 6...hit .384 (43x112) with 30 runs scored, nine extra-base hits, 15 RBI and 11 stolen bases in the month of Aug...hit .439 (18x41) during 10-game hit streak, Aug. 19-28...hit .353 (18x51) with runners in scoring position...participated with Canada in the World Cup

BOUCHER (continued)

qualifying games...**2006**: spent season with San Antonio...finished 2nd among all Mariner farmhands and 4th in the Texas League with 26 stolen bases...recorded 27 multi-hit games, including eight three-hit games...hit .288 (34x118) with 20 runs scored, nine doubles, four doubles, a home run and seven RBI in 28 games in July...hit .284 (23x81) with runners in scoring position...played for Canada in the Olympic Qualifier games...played for the Waikiki BeachBoys in the Hawaiian Winter League, hitting .179 (15x84) in 26 games.

PLAYING RECORD

YEAR	CLUB	LG	AVG.	G	AB	R	H	2B	3B	HR	RBI	SH	SF	HB	BB	SO	SB-CS	E	OBP
2005	Wisconsin	Mid	.326	48	178	37	58	14	2	2	31	1	2	1	26	34	11-1	1	.411
	Inland Empire	Cal	.352	52	213	54	75	14	3	2	21	1	1	4	36	49	15-3	4	.453
2006	San Antonio	Tex	.248	110	416	60	103	9	6	1	29	9	2	2	65	91	26-9	3	.351

BREMONT, Tony

RHP

BORN: 12-5-87 in Bany, DR

BATS: Right **THROWS:** Right **HEIGHT:** 6-1 **WEIGHT:** 165

RESIDENCE: Bany, DR

ACQUIRED: Signed as a non-drafted free agent September 1, 2004; signed by Mariners scouts Patrick Guerrero and Bob Engle.

Tony Alexander Bremon...**2005**: participated in the Dominican Summer League, appearing in six games in relief...**2006**: participated in the Dominican Summer League, going 4-0 with a save and a 1.50 ERA (5 ER, 30.0 IP) in 11 games, two starts...tossed 8.0 shutout innings allowing six hits while striking out a season-high five batters on Aug. 23.

BRITTON, Dwight

IF

BORN: 7-17-87 Corn Island, Nicaragua

BATS: Switch **THROWS:** Right **HEIGHT:** 6-0 **WEIGHT:** 170

RESIDENCE: Corn Island, Nicaragua

ACQUIRED: Signed as a non-drafted free agent July 17, 2003; signed by Mariners scouts Luis Molina and Nemesio Porras.

Dwight Elyr Britton...**2004**: played with Aguirre in the Venezuelan Summer League, hitting .233 (27x116) in 37 games...**2005**: played in the Dominican Summer League, hitting .254 (34x134) with 22 runs scored and 14 RBI in 49 games...**2006**: played in the Dominican Summer League, hitting .251 (57x227) with 39 runs scored and 28 RBI in 62 games...recorded season-high 11-game hit streak, hitting .400 (16x40), July 15-28...participated in the Mariners Arizona Instructional League.

BROCK, Jermaine

OF

BORN: 1-29-87 in Philadelphia, PA

BATS: Left **THROWS:** Left **HEIGHT:** 6-1 **WEIGHT:** 180

RESIDENCE: Grand Rapids, MI

ACQUIRED: Mariners' 6th round selection in the 2004 June draft; signed by Mariners scout Ken Madeja.

Jermaine A. Brock...graduated from Ottawa Hills High School (PA) in 2004...**2004**: began pro career with Peoria...had a five-game hit streak, hitting .391 (9x23) with two runs scored, three doubles, and three RBI, June 30-July 7...had two games with two stolen bases (July 15 vs. Brewers & Aug. 3 at Rangers)...**2005**: spent season on the restricted list...**2006**: spent season on the restricted list.

PLAYING RECORD

YEAR	CLUB	LG	AVG.	G	AB	R	H	2B	3B	HR	RBI	SH	SF	HB	BB	SO	SB-CS	E	OBP
2004	Peoria	Ariz	.242	35	120	16	29	5	2	0	10	0	1	1	6	33	5-2	0	.281
2005																			
2006																			

DID NOT PLAY
DID NOT PLAY

BROWN, Hunter

IF**BORN:** 10-24-79 in Monroe, LA**BATS:** Right **THROWS:** Right **HEIGHT:** 6-2 **WEIGHT:** 205**RESIDENCE:** Houston, TX**ACQUIRED:** Mariners' 22nd round selection in the 2002 June draft; signed by Mariners scout Kyle Van Hook.

Andrew Hunter Brown...graduated from Galveston (TX) Junior College in May, 2000... graduated from Rice University in Dec., 2002 after majoring in Political Science...**2002:** began pro career with Everett...appeared in 15 games before moving onto Wisconsin, where he hit safely in 14 of his first 16 games...**2003:** spent season with Inland Empire after being promoted from Wisconsin on April 10...reached base safely 20 consecutive games, May 25-June 14...went 2x5 with three runs, two home runs and a season-high four RBI on June 20 at High Desert...**2004:** set career highs in average (.286) and hits (126) in 124 games with San Antonio...recorded 34 multi-hit games, including one four-hit game (Sept. 3) and nine three-hit games...hit .326 (30x92) in the month of April...hit .391 (45x115) 14 extra-base hits and 23 RBI vs. lefties, compared to only .248 (81x326) vs. right handers...hit two home runs on July 28 at Round Rock...**2005:** spent season with Tacoma...set career-high with a .291 average...recorded season-high 14-game hit streak, hitting .404 (19x47), May 25-June 9...hit .375 (18x48) in the month of June...went 2x4 with a run, grand slam and season-high four RBI on July 10 at Tucson...hit .339 (37x109) with runners in scoring position and .306 (15x49) with runners in scoring position and two outs...named Tacoma's Most Valuable Player by the Seattle Mariners...participated in 2005 Arizona Instructional League...**2006:** spent second consecutive season with Tacoma...hit .312 (24x77) in May and .333 (17x51) in July...hit .303 (27x89) vs. left-handed pitchers, compared to .250 (74x296) vs. righties...had four hit streak of six or more games, including a season-high nine-game hit streak, Aug. 3-14...recorded 26 multi-hit games...went 2x3 with a season-high four RBI on July 9 at Portland...hit safely in 15 of 16 games, July 26-Aug. 14, hitting .355 (22x62)...appeared in games at first base, second base, third base and left field.

PLAYING RECORD

YEAR	CLUB	LG	AVG.	G	AB	R	H	2B	3B	HR	RBI	SH	SF	HB	BB	SO	SB-CS	E	OBP
2002	Everett	Ariz	.184	15	49	5	9	2	0	2	5	0	0	0	7	13	0-0	3	.286
	Wisconsin	Mid	.237	44	152	20	36	7	0	5	21	0	2	3	32	33	3-1	6	.286
2003	Inland Empire	Cal	.248	126	452	84	112	34	3	15	68	3	8	11	67	102	9-6	26	.353
2004	San Antonio	Tex	.286	124	441	69	126	19	4	13	52	4	4	13	56	80	20-8	14	.379
2005	Tacoma	PCL	.291	100	337	53	98	30	1	7	53	0	2	8	33	71	8-4	13	.366
2006	Tacoma	PCL	.262	107	385	64	101	30	2	7	48	2	2	3	55	89	12-5	15	.357

BROWN, Will

LHP**BORN:** 10-9-87 in Modesto, CA**BATS:** Left **THROWS:** Left **HEIGHT:** 6-3 **WEIGHT:** 230**RESIDENCE:** Modesto, CA**ACQUIRED:** Mariners' 25th round selection in the June 2005 draft; signed by Mariners scout Stacey Pettis.

William Brown IV...graduated from Downey High School (CA) in 2005...attended Modesto Community College in 2006...**2006:** began pro career with Peoria, appearing in 16 games in relief...recorded first career save in first appearance, striking out six of the eight batters he faced on June 23 at the Angels...allowed 10 runs, nine earned runs on 9 hits in 2.0 innings on July 12 vs. the Padres...finished tied for 5th in the league in saves.

PLAYING RECORD

YEAR	CLUB	LG	W-L	ERA	G	GS	CG	SHO	SV	IP	H	R	ER	HR	BB	SO	WP	BK
2006	Peoria	Ariz	0-3	5.70	16	0	0	0	4	23.2	29	19	15	0	15	28	5	1

BUGLOVSKY, Chris

RHP**BORN:** 11-22-79 in Edison, NJ**BATS:** Left **THROWS:** Right **HEIGHT:** 6-2 **WEIGHT:** 164**RESIDENCE:** Randolph, NJ**ACQUIRED:** Traded to Seattle from Colorado for Allan Simpson (rhp) on Dec. 15, 2003.

Christopher Buglovsky...graduated from JFK High School in Iselin, NJ...was all-state in baseball and soccer...attended College of New Jersey and was named Division III All-

BUGLOVSKY (continued)

American and the Division III Pitcher of the year...originally selected by Colorado in the 3rd round of the June 2000 draft...**2000**: began pro career with Portland, appearing in 14 games, 12 starts...finished 7th in the league with a 2.63 ERA...**2001**: spent season with Asheville making 26 starts...struck out a season-high 12 batters in 6.1 innings on July 30...**2002**: made 27 starts with Salem...ranked 3rd in the league in shutouts, 4th in strikeouts and 10th in ERA...joined the big league club for the Hall of Fame Exhibition Game on July 29 in Cooperstown, NY, earning the victory in 3.0 innings of work...**2003**: made 28 starts with Tulsa...struck out a season-high seven batters in 6.1 innings on July 24 at Wichita...**2004**: appeared in 29 games, 26 starts, with San Antonio...finished 7th in the Texas League with a 3.64 ERA...tossed a 7.0 inning complete game shutout allowing only one hit on May 8 vs. Wichita...won three straight decisions, May 8-June 28...struck out a season-high seven batters in 5.2 innings on Aug. 11 vs. Midland...went 2-0 with a 0.57 ERA (1 ER, 15.2 IP) in five games in June...held opponents to a .268 average (121x452), including a .233 (42x180) average vs. lefties...allowed three or less runs in 15 of 21 games started...placed on the disabled list with a left oblique muscle strain, May 14-June 13...**2005**: appeared in 35 games, 13 starts, with Tacoma...was 3-3 with a 3.22 ERA in 13 starts and 1-2 with a 6.21 ERA in 22 relief appearances...did not allow an earned run in three consecutive games (12.2 IP), June 9-21...won back-to-back starts, June 21 and 26...allowed two runs or less in seven starts...struck out a season-high seven batters on Aug. 2 vs. Omaha...played in the Arizona Fall League...**2006**: spent season on the restricted list.

PLAYING RECORD

YEAR	CLUB	LG	W-L	ERA	G	GS	CG	SHO	SV	IP	H	R	ER	HR	BB	SO	WP	BK
2000	Portland	Nwst	5-5	2.63	14	12	0	0	0	65.0	50	30	19	5	32	50	4	2
2001	Asheville	Sal	8-10	4.08	26	26	0	0	0	143.1	158	83	65	14	32	119	6	0
2002	Salem	Car	9-9	3.12	27	27	1	1	0	164.2	161	68	57	12	58	126	3	1
2003	Tulsa	Tex	10-10	4.83	28	28	0	0	0	158.1	204	111	85	10	60	75	12	1
2004	San Antonio	Tex	6-8	3.64	24	21	1	1	0	121.0	121	68	49	7	45	81	6	0
2005	Tacoma	PCL	4-5	4.24	35	13	0	0	0	110.1	120	55	52	7	40	72	3	0
2006																		

DID NOT PLAY

BURKE, Jamie

Can be found in the invited players section of the media guide.

BURROUGHS, Sean

Can be found in the invited players section of the media guide.

BUTLER, Tony

BORN: 11-18-87 in Milwaukee, WI

BATS: Left THROWS: Left HEIGHT: 6-7 WEIGHT: 218

RESIDENCE: Oak Creek, WI

ACQUIRED: Mariners' 3rd round selection in the June 2006 draft; signed by Mariners scout Joe Bohringer.

Anthony J. Butler...graduated from Oak Creek High School in June, 2006...named the Wisconsin Baseball Coaches Association's state player of the year and was tabbed player of the year in the Greater Metro Conference as well after his junior season...**2006**: began pro career with Peoria, appearing in five games, two starts...picked up his first career win in relief, tossing 2.0 scoreless innings on July 4 vs. the Rangers...limited opponents to a .116 average, while striking out 25 and walking nine in 14.0 innings...promoted to Everett on July 29, making nine starts...allowed three or less runs in all nine starts and one or less runs in five of nine starts...struck out a season-high nine batters three times (Aug. 4, Aug. 31 and Sept. 6)...tossed season-high 7.0 shutout innings allowing only one hit while striking out nine in his only win with the AquaSox on Sept. 6 at Vancouver... participated in the Mariners 2006 Arizona Instructional League.

PLAYING RECORD

YEAR	CLUB	LG	W-L	ERA	G	GS	CG	SHO	SV	IP	H	R	ER	HR	BB	SO	WP	BK
2006	Peoria	Ariz	2-0	2.57	5	3	0	0	0	14.0	5	4	4	0	9	25	2	0
	Everett	Nwst	1-2	2.76	9	9	0	0	0	42.1	23	16	13	2	25	52	3	0

CAMPILLO, Jorge

RHP

Can be found in the invited players section of the media guide.

CARVAJAL, Ameilis

IF

BORN: 3-6-89 in Bani, DR

BATS: Right **THROWS:** Right **HEIGHT:** 6-2 **WEIGHT:** 170

RESIDENCE: Santana, Bani, DR

ACQUIRED: Signed as a non-drafted free agent February 1, 2006; signed by Mariners scouts Patrick Guerrero and Bob Engle.

Ameilis Carvajal...**2006:** participated in the Dominican Summer League...hit .205 (16x78) with four doubles, a home run and nine RBI in 26 games.

CELESTINO, Miguel

RHP

BORN: 10-10-89 in San Pedro Macoris, DR

BATS: Right **THROWS:** Right **HEIGHT:** 6-6 **WEIGHT:** 185

RESIDENCE: Quisqueño, San Pedro, DR

ACQUIRED: Signed as a non-drafted free agent December 14, 2006; signed by Mariners scouts Franklin Taveras, Patrick Guerrero and Bob Engle.

Miguel Antonio Celestino...is under contract for the 2007 season.

CERDA, Jamie

LHP

can be found in the invited players section of the media guide.

CHEN, Yung Chi

IF

BORN: 7-13-83 in Taitung County, Taiwan

BATS: Right **THROWS:** Right **HEIGHT:** 5-11 **WEIGHT:** 172

RESIDENCE: Duli, Taitung County, Taiwan

ACQUIRED: Signed as a non-drafted free agent January 15, 2004; signed by Mariners scout Jamey Storvick.

Yung Chi Chen...attended the National College of Physical Education and Sports in Taoyuan, Taiwan...leading NCPES to their first ever Taiwan All-College Championship Crown...the youngest member of the Taiwan National Team...named All-Star shortstop in Taipei's NBC World Series Championship Crown in Wichita, Kansas, batting .405 with 11 RBI and 17 hits...participated for Chinese Taipei in the 2004 Summer Olympics in Athens...named All-Star 2B for the 2005 World Cup in Holland...on the provisional roster for Chinese Taipei for the inaugural 2006 World Baseball Classic...**2004:** began pro career with Everett, appearing in 49 games...finished 1st in the Northwest League in stolen bases (25) and 10th in average (.300)...hit safely in 37 of 49 games he appeared...reached base safely in 41 of 49 games...had season-high 10-game hit streak, hitting .432 (16x37), June 26-July 5...had eight games with two stolen bases...recorded 18 multi-hit games, including two three-hit games...hit .344 (21x61) with runners in scoring position and .433 (13x30) with runners in scoring position and two outs...hit .336 (51x152) vs. right handers, compared to .188 (9x48) vs. lefties...played with Chinese Taipei in the 2004 Summer Olympic, appearing in five games (5x24/.208, 5 R, 2B, 2 BB, 4 K, 2 SB)...participated in the 2004 Arizona Instructional League...**2005:** spent season with Wisconsin...finished 5th in the Midwest League with 147 hits, while leading team with seven triples...had season-high 10-game hit streak, hitting .405 (17x42), July 31-Aug. 9...recorded 50 multi-hit games, including 10 three-hit games...named to the Midwest League All-Star Team...participated in the 2005 World Cup games for Taiwan...**2006:** split season between Inland Empire and San Antonio...led all Mariners farmhands with a .324 average, tied for organization lead with 142 hits, T2nd in with 26 stolen bases and 5th with 72 RBI...hit safely in 54 of 67 with Inland Empire, including 31 multi-hit games...had career-high 18-game hitting streak, tied for the 4th longest in the California League this season, hitting .392 (31x79), April 23-May 13...also had 11-game hit streak, hitting .436 (17x39), May 24-June 4 and nine-game hit streak hitting .432 (16x37), June 7-16...hit above .320 in each of the first three months of the season, including hitting .378 (34x90) in 22 games in June...hit .394 (28x71) with runners in scoring position...named to the California League all-star team...promoted to San Antonio on 29...had 10-game hit streak, hitting .385 (15x39), July 10-20...on the disabled list with left shoulder subluxation, July 21-Aug. 9, also included rehab assignment with Peoria, Aug. 6-9...participated in the

CHEN (continued)

All-Star Futures game for the International squad.

PLAYING RECORD

YEAR	CLUB	LG	AVG.	G	AB	R	H	2B	3B	HR	RBI	SH	SF	HB	BB	SO	SB-CS	E	OBP
2004	Everett	Nwst	.300	49	200	37	60	13	1	3	34	1	3	2	16	36	25-3	17	.353
2005	Wisconsin	Mid	.292	121	503	77	147	27	7	7	80	1	6	2	37	76	15-6	17	.339
2006	Inland Empire	Cal	.342	67	278	49	95	17	3	5	48	2	5	2	22	40	21-7	8	.388
	San Antonio	Tex	.295	40	149	22	44	9	2	3	22	4	3	0	18	23	5-3	0	.365
	Peoria#	Ariz	.273	3	11	1	3	1	1	0	2	0	0	1	1	0	0-0	0	.385

CHICK, Travis

RHP

BORN: 6-10-84 in Irving, TX

BATS: Right **THROWS:** Right **HEIGHT:** 6-3 **WEIGHT:** 215

RESIDENCE: Tyler, TX

ACQUIRED: Traded to Seattle from the Cincinnati Reds in exchange for Eddie Guardado (lhp) on July 6, 2006.

Travis Cole Chick...resides in Tyler, TX...graduated from Whitehouse (TX) High School... was All-East Texas in 2001 and 2002...following 2005 season volunteered at baseball camps in Tyler to help the relief efforts of Hurricanes Katrina and Rita...originally selected by Florida in the 14th round of the 2002 June draft; signed by Marlins scout Dennis Cardoza...made ML debut in September 2005 at age 22 having already pitched with four organizations (Florida, San Diego, Cincinnati and Seattle)... **2002:** signed his first pro contract June 7 and spent season with Marlins GCL club...**2003:** Spent full season with Jamestown in the New York-Penn League...**2004:** combined for an 11-4, 3.43 mark in 35 games, 18 starts, with Greensboro and Fort Wayne...struck out 167 in just 133.2 innings...started season with Marlins' Greensboro club...was traded to San Diego (for Ismael Valdez) on July 31... was 5-0, 2.13 in seven starts with Fort Wayne...was named Padres Class A Pitcher of the Year...**2005:** spent the season in the AA Southern League, split between Mobile (SD) and Chattanooga (CIN)...was a combined 4-11, 5.14 in 27 starts...was 2nd in SL in starts...made 19 starts with Mobile prior to being traded to Cincinnati July 23...was 2-2 in eight starts with the Lookouts...**2006:** started the year at AA Chattanooga in the Cincinnati system but finished in the Majors with Seattle...one of 13 players to make his Major League debut with Seattle this season...was recalled from Tacoma Sept. 8...made ML debut Sept. 13, tossing 3.0 shutout innings vs. Toronto...appeared in a total of three ML games (also: Sept. 18 & 25)...was 3-2, 2.02 (49.0 IP, 11 ER) in nine home starts with the Lookouts...traded to Seattle July 6 and reported to San Antonio...was 4-2, 3.19 in 11 games with Missions, including 2-0, 2.83 at home (35.0 IP, 11 ER)...tossed 7.1 shutout innings in win vs. Midland July 30.

PLAYING RECORD

YEAR	CLUB	LG	W-L	ERA	G	GS	CG	SHO	SV	IP	H	R	ER	HR	BB	SO	WP	BK
2002	GCL Marlins	GCL	3-2	2.76	12	8	0	0	1	45.2	40	16	14	1	19	39	3	0
2003	Jamestown	NYP	1-2	5.71	13	10	0	0	0	52.0	63	41	33	3	26	48	3	0
2004	Greensboro	Sal	6-4	4.04	28	11	0	0	0	91.1	79	51	41	11	27	112	6	0
	Fort Wayne	Mid	5-0	2.13	7	7	0	0	0	42.1	32	12	10	4	9	55	1	1
2005	Mobile	Sou	2-9	5.27	19	19	1	0	0	97.1	107	65	57	12	40	92	6	0
	Chattanooga	Sou	2-2	4.86	8	8	0	0	0	46.1	47	25	25	5	27	21	4	1
2006	Chattanooga	Sou	4-5	4.61	16	16	0	0	0	84.0	79	45	43	12	36	77	1	2
	San Antonio	Tex	4-2	3.19	11	11	0	0	0	67.2	57	25	24	3	37	44	8	0
	SEATTLE	AL	0-0	12.60	3	0	0	0	0	5.0	7	7	7	0	10	2	0	0
ML TOTALS			0-0	12.60	3	0	0	0	0	5.0	7	7	7	0	10	2	0	0

CHOURIO, Johalbi

RHP

BORN: 11-24-88 in Maracibo, Zulia, VZ

BATS: Right **THROWS:** Right **HEIGHT:** 6-2 **WEIGHT:** 158

RESIDENCE: Maracibo, Zulia, VZ

ACQUIRED: Signed as a non-drafted free agent May 19, 2006; signed by Mariners scouts Fernando Soto and Luis Fuenamayo.

Johalbi Antnio Chourio...attended Unidad Educativa Manuel Segundo Sanchez...**2006:** pitched for Aguirre in the Venezuelan Summer League...went 2-0 with a save and a 3.58 ERA in 13 games, two starts.

CLEMENT, Jeff

C

Can be found in the invited players section of the media guide.

COLINA, Edilio

IF

BORN: 10-10-88 in Barquisimeto, Lara, VZ

BATS: Right **THROWS:** Right **HEIGHT:** 6-2 **WEIGHT:** 175

RESIDENCE: Quibor, Lara, VZ

ACQUIRED: Signed as a non-drafted free agent July 3, 2005; signed by Mariners scout Emilio Carrasquel.

Edilio Jose Colina...attended Huestra Senora De Aha Garcia...**2006:** played in the Venezuelan Summer League, hitting .268 (48x179) with 39 runs scored, five doubles, two triples, a home run, 24 RBI and four stolen bases.

COLLIS, Rocky

RHP

BORN: 1-14-84 in Los Angeles, CA

BATS: Right **THROWS:** Right **HEIGHT:** 6-2 **WEIGHT:** 215

RESIDENCE: Pasadena, CA

ACQUIRED: Mariners' 28th round selection in the June 2005 draft; signed by Mariners scout David May.

Everett Henry Collis...graduated from Santa Monica High School (CA) in 2002...captained the baseball team as a junior and senior and was a two-time All-Bay League selection...graduated from Cornell University in May, 2006...honorable mention All-Ivy League selection as a junior...**2006:** began pro career with Peoria...picked up first career win in relief in first appearance on June 22 vs. the Padres...finished T5th in the league in saves...limited opponents to a .267 average, including a .229 clip vs. right-handers...transferred to Tacoma on Aug. 28, appearing in two games.

PLAYING RECORD

YEAR	CLUB	LG	W-L	ERA	G	GS	CG	SHO	SV	IP	H	R	ER	HR	BB	SO	WP	BK
2006	Peoria	Ariz	2-1	3.55	15	0	0	0	4	25.1	27	14	10	1	11	19	2	0
	Tacoma	PCL	0-0	0.00	2	0	0	0	0	2.0	0	0	0	0	0	1	0	0

COLTON, Chris

OF

BORN: 9-21-82 in Newnan, GA

BATS: Right **THROWS:** Right **HEIGHT:** 6-1 **WEIGHT:** 195

RESIDENCE: Newnan, GA

ACQUIRED: Mariners' 15th round selection in the 2001 June draft; signed by Mariners scout Eric Robinson.

Christopher Lewis Colton...graduated from Newnan (GA) High School in May, 2001...attended Middle Georgia Junior College in 2002...**2002:** began pro career with Everett, appearing in 69 games...hit .433 (13x30, 4 2B, 1 3B, 3 HR, 9 RBI) in 9 games June 19-27...participated in 2002 Mariners Arizona Instructional League...**2003:** appeared in 71 games with Everett...tied for the team lead in home runs (5), RBI (32) and stolen bases (16)...went 4x4 with two runs, a double and two RBI, July 24 vs. Tri Cities...had a season high 11-game hit streak, Aug. 3-14, hitting .355 (16x45)...had two multi-home run games (July 5 and July 23)...placed on Everett's suspended list Aug. 18...participated in the Mariners 2003 Arizona Instructional League...**2004:** appeared at first base, right field and center field with Wisconsin...finished 3rd in the Midwest league with 11 triples...homered on first pitch he saw as a Timber Rattler on April 8 vs. Clinton...season-high nine-game hitting streak, May 25-June 4...had a six-game hit streak, hitting .520 (13x25) with 10 runs scored, four home runs, seven RBI and six stolen bases, June 8-14...recorded four RBI in a game twice, April 26 at Beloit and June 2 at Lansing...homered in three straight games, June 12-14...had three stolen bases in a game on June 8 vs. Quad City...**2005:** started season with Inland Empire...went 2x4 with two runs, two home runs and a career-high six RBI on June 24 vs. Lake Elsinore...transferred to Wisconsin on June 29...hit safely in 40 of 52 games...hit .500 (21x42) with six multi-hit games and four consecutive three-hit games during nine-game hit streak, Aug. 3-12...recorded 18 multi-hit games, including two four-hit games and six three-hit games...hit .367 (40x109) at home, compared to .298 (28x94) on the road...hit .321 (18x56) average runners in scoring position...**2006:** spent entire season with Inland

COLTON (continued)

Empire...set a career-high with 17 stolen bases...recorded season-high eight-game hit streak, hitting .364 (12x33), July 4-11...had 22 multi-hit games...recorded a season-high four hits and five RBI on July 9 at Lancaster...also had five RBI on Aug. 1 vs. Stockton.

PLAYING RECORD

YEAR	CLUB	LG	AVG.	G	AB	R	H	2B	3B	HR	RBI	SH	SF	HB	BB	SO	SB-CS	E	OBP
2002	Everett	Nwst	.231	69	238	30	55	17	3	5	30	2	4	4	35	79	4-2	3	.335
2003	Everett	Nwst	.260	71	250	33	65	12	1	5	32	0	4	3	38	60	16-9	4	.359
2004	Wisconsin	Mid	.232	127	457	63	106	18	11	12	63	0	2	7	40	99	15-9	3	.302
2005	Inland Empire	Cal	.243	51	169	24	41	10	1	4	23	2	0	3	10	36	5-5	1	.297
	Wisconsin	Mid	.335	52	203	46	68	8	3	12	37	1	2	1	13	36	10-3	2	.374
2006	Inland Empire	Cal	.239	110	381	56	91	22	1	5	42	2	4	5	38	92	17-9	4	.341

CORTEZ, Renee

RHP

Can be found in the invited players section of the media guide.

COTTER, Aaron

RHP

BORN: 1-2-84 in Kitimat, B.C., Canada

BATS: Right **THROWS:** Right **HEIGHT:** 6-4 **WEIGHT:** 250

RESIDENCE: South Slokan, B.C., Canada

ACQUIRED: Signed as a non-drafted free agent on July 11, 2006; signed by Mariners scout Wayne Norton.

Aaron Thomas Cotter...graduated from Mount Sentinel Secondary School in 2002...attended Frank Phillips College (TX) from 2002-04...graduated from the University of Arkansas at Monticello in June, 2006...**2006:** participated in the Mariners 2006 Arizona Instructional League.

CRAIG, Casey

OF

BORN: 1-12-85 in San Diego, CA

BATS: Left **THROWS:** Right **HEIGHT:** 6-1 **WEIGHT:** 185

RESIDENCE: La Mesa, CA

ACQUIRED: Mariners' 21st round selection in the June 2003 draft; signed by Mariners scout Tim Reynolds.

Casey Ryan Craig...graduated from Granite Hills High School in June 2003...**2003:** began pro career with Peoria...hit safely in 29 of 35 games, including 13 multi-hit games...had a season high 10-game hit streak, Aug. 6-21, hitting .333 (13x39)...hit first home run Aug. 28 at Giants (Game 1)...hit .353 (30x85) in 20 road games...participated in the Mariners 2003 Arizona Instructional League...**2004:** spent season with Everett, appearing in 59 games...hit safely in 23 of 26 games, hitting .330 (34x103) and raising his average from .239 to .303, July 7-Aug. 14...had a season-high 11-game hit streak, hitting .368 (14x38), July 7-22...scored a run in nine consecutive games, July 24-Aug. 2...finished 2nd on the AquaSox with 46 runs scored...had a season-high four RBI on July 28 vs. Tri-City...finished T4th in the Northwest League with 17 stolen bases...hit .365 (23x63) with runners in scoring position...**2005:** started season with Inland Empire...hit safely in 7-of-8 games with three multi-hit games...transferred to Everett on May 9 and then to San Antonio May 27...appeared in four games with Missions before being transferred back to Everett on June 21...had a season-high 12-game hit streak, hitting .404 (21x52), July 4-18...named Northwest League Player of the Week, July 4-10...went 2x4 with three runs, two home runs and a career-high five RBI on July 9 vs. Salem-Keizer...recorded 19 multi-hit games, including a season-high four-hit game on Aug. 25 vs. Salem Keizer...**2006:** split season between Wisconsin and Inland Empire, setting career-highs in nearly every offensive category...started season with Inland Empire...homered in first at-bat of the season on April 6 vs. Peoria...had seven-game hit streak, hitting .355 (11x31), May 31-June 7...promoted to San Antonio on June 21...hit safely in 18 of 20 games, hitting .392 (31x79), June 23-July 20, including tying his career-high 12-game hit streak, hitting .426 (20x47), July 5-20...hit .323 (32x99) in 27 games in July...named to the Midwest League all-star team.

PLAYING RECORD

YEAR	CLUB	LG	AVG.	G	AB	R	H	2B	3B	HR	RBI	SH	SF	HB	BB	SO	SB-CS	E	OBP
2003	Peoria	Ariz	.331	35	142	27	47	11	2	1	21	1	1	0	13	27	10-2	4	.385
2004	Everett	Nwst	.265	59	200	46	53	10	3	5	30	5	1	0	45	59	17-6	5	.398
2005	Inland Empire	Cal	.345	8	29	2	10	1	1	0	3	0	0	0	3	6	0-1	1	.406
	Everett	Nwst	.278	62	241	53	67	9	4	6	28	1	0	2	21	57	18-4	4	.341
	San Antonio	Tex	.000	4	2	0	0	0	0	0	0	0	0	0	1	0-0	0	.000	
2006	Wisconsin	Mid	.259	62	220	32	57	13	3	5	35	0	5	1	22	47	15-4	3	.323
	Inland Empire	Cal	.294	64	245	28	72	7	3	9	41	2	4	5	22	50	3-8	3	.359

CRUZ AYALA, Danny

RHP

BORN: 4-20-89 in La Union, SV

BATS: Right THROWS: Right HEIGHT: 6-0 WEIGHT: 180

RESIDENCE: San Salvador, El Salvador

ACQUIRED: Signed as a non-drafted free agent November 30, 2006; signed by Mariners scouts Bob Engle and Luis Molina.

Danny Fernando Cruz Ayala...is under contract for the 2007 season.

DAWKINS, Gookie

IF

Can be found in the invited players section of the media guide.

DE LA CRUZ, Jose

RHP

BORN: 9-23-83 in Bajos de Haina, DR

BATS: Right THROWS: Right HEIGHT: 6-6 WEIGHT: 206

RESIDENCE: Haina, DR

ACQUIRED: Traded to Seattle from Tampa Bay in exchange for Marcos Carvajal (rhp) on April 6, 2006.

Jose Wily De La Cruz...originally signed by Tampa Bay as a non-drafted free agent on Nov. 20, 2002...**2003**: began pro career with Princeton, appearing in 15 games, one start...**2004**: did not allow a home run in 41.0 IP...was 7-for-7 in save opportunities...worked a career-high 4.0 innings of relief on July 17 at Burlington fanning a career-high six...**2005**: led all Devil Rays minor leaguers with 50 appearances and 19 saves...ranked 5th in the Midwest League in saves...**2006**: spent season with Inland Empire, making 50 appearances in relief...finished 2nd among all Mariners farmhands and 4th in the California League with 21 saves...recorded saves in 21 of 23 save opportunities...tossed 23.0 consecutive innings without allowing an earned run, May 22-July 2...limited opponents to a .220 average, including a .209 clip vs. lefties.

PLAYING RECORD

YEAR	CLUB	LG	W-L	ERA	G	GS	CG	SHO	SV	IP	H	R	ER	HR	BB	SO	WP	BK
2003	Princeton	Appy	0-2	1.33	15	1	0	0	1	27.0	25	8	4	1	9	15	4	0
2004	Hudson Valley	NYP	2-0	1.10	17	0	0	0	7	41.0	28	8	5	0	11	42	6	1
2005	SW Michigan	Mid	3-6	3.94	50	0	0	0	19	61.2	51	33	27	2	35	60	4	4
2006	Inland Empire	Cal	2-4	2.97	50	0	0	0	21	60.2	50	26	20	4	19	52	1	2

DEL RIO, Cesar

C

BORN: 11-11-87 in Cartagena, Bolivar, Colombia

BATS: Right THROWS: Right HEIGHT: 6-1 WEIGHT: 180

RESIDENCE: Cartagena, Bolivar, Colombia

ACQUIRED: Signed as a non-drafted free agent January 26, 2006; signed by Mariners scout Curtis Wallace.

Cesar Augusto Del Rio...**2006**: played with Aguirre in the Venezuelan Summer League...hit .241 (7x29) with two doubles and six RBI in 18 games.

DIAZ, Juan

IF

BORN: 12-12-88 in Bani, DR**BATS:** Both **THROWS:** Right **HEIGHT:** 6-4 **WEIGHT:** 170**RESIDENCE:** Bani, DR**ACQUIRED:** Signed as a non-drafted free agent on April 20, 2006; signed by Mariners scouts Patrick Guerrero and Bob Engle.Juan Habisail Diaz...**2006:** played in the Dominican Summer League...hit .191 (34x58) with 23 runs scored, eight doubles, four triples and 23 RBI in 58 games...participated in the Mariners Arizona Instructional League.

DIAZ, Ogui

IF

BORN: 12-1-85 in Bany, DR**BATS:** Right **THROWS:** Right **HEIGHT:** 6-2 **WEIGHT:** 170**RESIDENCE:** Bany, DR**ACQUIRED:** Signed as a non-drafted free agent February 14, 2005; signed by Mariners scouts Patrick Guerrero and Bob Engle.Ogui Andres Diaz...**2005:** played in the Dominican Summer League, hitting .272 (52x191) in 58 games...participated in 2005 Arizona Instructional League...**2006:** spent season with Everett...recorded 13 multi-hit games, including four three-hit games and one four-hit game...stole two bases in a game twice, June 22 vs. Tri-City and July 29 vs. Spokane...went 4x4 with two runs and a double on Sept. 2 vs. Vancouver...hit .271 (29x107) in 30 road games...participated in the Mariners Arizona Instructional League.

PLAYING RECORD

YEAR	CLUB	LG	AVG.	G	AB	R	H	2B	3B	HR	RBI	SH	SF	HB	BB	SO	SB-CS	E	OBP
2006	Everett	Nwst	.240	64	225	15	54	8	1	0	10	2	0	3	8	54	7-5	24	.275

DICKEY, Gavin

OF

BORN: 9-29-83 in Tallahassee, FL**BATS:** Right **THROWS:** Right **HEIGHT:** 5-11 **WEIGHT:** 200**RESIDENCE:** Tallahassee, FL**ACQUIRED:** Mariners' 12th round selection in the June 2006 draft; signed by Mariners scout Mark Leavitt.Gavin K. Dickey...graduated from Lincoln High School (FL) in May, 2002...named state of Florida Gatorade Player of the Year...named Parade All-America Team...named to USA Today's National Super 25 Team...graduated from the University of Florida in June, 2006...played football and baseball...**2006:** began pro career with Everett, appearing in 55 games...stole season-high three bases on June 21 vs. Tri-City...recorded a season-high three hits on July 9 vs. Eugene...recorded season-high four RBI twice (Aug. 3 and Sept. 2)...hit home runs in back-to-back games twice (Aug 10-14 and Sept. 1-2)...hit grand slam home run on Sept. 2 vs. Vancouver...hit .314 (11x35) with 11 runs scored, four doubles, a triple, two home runs and six RBI in 14 games in the month of Aug....finished 2nd on the team with 16 stolen bases...participated in the Mariners Arizona Instructional League.

PLAYING RECORD

YEAR	CLUB	LG	AVG.	G	AB	R	H	2B	3B	HR	RBI	SH	SF	HB	BB	SO	SB-CS	E	OBP
2006	Everett	Nwst	.216	55	176	28	38	6	3	5	21	2	1	10	13	40	16-2	2	.305

DIERKES, Tim

C

BORN: 5-12-80, in St. Louis, MO**BATS:** Right **THROWS:** Right **HEIGHT:** 6-1 **WEIGHT:** 225**RESIDENCE:** St. Louis, MO**ACQUIRED:** Signed as a non-drafted free agent January 20, 2004; signed by Mariners scout Alvin Rittman.Tim Russell Dierkes...graduated from Mehlville Senior High School (St. Louis, MO) in June, 1998...graduated from Harris Stowe State College (MO) in May, 2001...named NAIA All-American Team after receiving a Honorable Mention in 2000...**2004:** missed entire season after tearing the UCL in his right elbow...**2005:** missed second season recovering from UCL surgery...**2006:** spent season on the restricted list.

PLAYING RECORD

YEAR	CLUB	LG	AVG.	G	AB	R	H	2B	3B	HR	RBI	SH	SF	HB	BB	SO	SB-CS	E	OBP
2004																			
2005																			
2006																			

DILONE, Natividad

RHP

BORN: 9-8-82 in Monte Cristy, DR

BATS: Right THROWS: Right HEIGHT: 6-0 WEIGHT: 160

RESIDENCE: Santiago, DR

ACQUIRED: Signed as a non-drafted free agent February 20, 2004; signed by Mariners scouts Patrick Guerrero and Bob Engle.

Natividad Dilone...**2004**: participated in the Dominican Summer League, going 3-2 with a 4.60 ERA (29.1 IP, 15 ER) and 25 strikeouts in 19 games in relief...**2005**: finished second season in the Dominican Summer League, going 0-5 with three saves and a 2.77 ERA in 15 games, 2 starts...**2006**: spent season with Everett, appearing in 14 games, 13 starts...allowed three or less runs in 11 of his 12 starts and one or less runs in seven of his 12 starts...went 1-0 with a 0.95 ERA (2 ER, 19.0 IP) while limiting opponents to a .179 (12x67) average in four appearances, July 28-Aug. 15...struck out a season-high five batters in his first and last start of the season (June 21 and Sept. 1)...limited opponents to a .252 average, including a .233 average vs. lefties...participated in the Mariners 2006 Arizona Instructional League.

PLAYING RECORD

YEAR	CLUB	LG	W-L	ERA	G	GS	CG	SHO	SV	IP	H	R	ER	HR	BB	SO	WP	BK
2006	Everett	Nwst	3-6	3.38	14	13	0	0	0	64.0	62	29	24	3	25	35	8	1

DOMINGUEZ, Jeffery

IF

BORN: 7-31-86 in Carolina, Puerto Rico

BATS: Both THROWS: Right HEIGHT: 6-2 WEIGHT: 160

RESIDENCE: Carolina, Puerto Rico

ACQUIRED: Mariners' 9th round selection in the June 2004 draft; signed by Mariners scout Pedro Grifol.

Jeffrey Antonio Dominguez...graduated from Puerto Rico Baseball Academy High School in June, 2004...**2004**: began pro career with Peoria, appearing in 45 games...had a season-high six-game hit streak, hitting .350 (7x20), July 30-Aug. 7...T2nd on the team in stolen base (10)...participated in the 2004 Arizona Instructional League...**2005**: made two stints with Peoria, June 22-July 8 and July 11-Aug. 29...had season-high eight-game hit streak, hitting .424 (14x33), July 4-18...recorded eight multi-hit games, including three three-hit games...transferred to Tacoma on July 8, appearing in two games, before being transferred back to Peoria on July 11...transferred to Inland Empire on Aug. 29, hitting safely in five of six games...participated in 2005 Arizona Instructional League...**2006**: split season between Wisconsin, Inland Empire and Peoria...started season with Wisconsin...hit .433 (13x30) during seven-game hit streak, April 22-28, including five consecutive multi-hit games, April 22-26...recorded a season-high four hits on May 21 vs. Burlington...hit safely in 12 consecutive games, hitting .313 (15x48), June 5-17...promoted to Inland Empire on June 28...hit safely in 18 of 24 games, hitting .310 (27x87), June 29-Aug. 12, including a seven-game hit streak, hitting .400 (10x25), July 19-Aug. 12...transferred to Peoria on Aug. 4, appearing in three games...transferred back to Inland Empire on Aug. 9...named to the Midwest League all-star team...participated in the Mariners Arizona Instructional League.

PLAYING RECORD

YEAR	CLUB	LG	AVG.	G	AB	R	H	2B	3B	HR	RBI	SH	SF	HB	BB	SO	SB-CS	E	OBP
2004	Peoria	Ariz	.222	45	162	18	36	2	1	0	15	3	0	3	12	39	10-0	15	.288
2005	Peoria	Ariz	.240	33	125	17	30	4	1	0	11	2	2	1	10	35	8-1	17	.297
	Tacoma	PCL	.000	2	1	0	0	0	0	0	0	0	0	0	0	0	0-0	0	.000
	Inland Empire	Cal	.333	6	18	4	6	1	0	0	0	0	0	0	4	3	0-0	0	.455
2006	Wisconsin	Mid	.263	68	247	30	65	7	0	0	16	0	3	1	26	45	11-7	16	.332
	Inland Empire	Cal	.245	46	163	17	40	5	1	0	17	3	2	0	11	32	1-2	23	.290
	Peoria	Ari	.273	3	11	3	3	2	0	0	0	0	0	0	2	2	0-0	1	.385

DONE, Juan

RHP**BORN:** 10-2-80 in Hialeah, FL**BATS:** Right **THROWS:** Right **HEIGHT:** 6-2 **WEIGHT:** 220**RESIDENCE:** Miami, FL**ACQUIRED:** Signed as a non-drafted free agent June 28, 2001; signed by Mariners scout Pedro Grifol.

Juan J. Done...attended Broward Community College in Ft. Lauderdale, FL...**2001:** began pro career with Peoria...allowed just one earned run in 5 relief appearances before being promoted to Everett July 29...appeared in 8 games with AquaSox, making one start...participated in the Mariners Fall Instructional League...**2002:** pitched with Wisconsin and his 141 strikeouts was tied for 4th among Midwest League pitchers...held opponents to a .216 batting average...selected to the Midwest League West All-Star Team...tossed a 4-hitter at Clinton on June 24 (8.0,4,4,4,2,7)...pitched first career shutout and struck out 10 batters vs. Kane County July 26 (9.0,2,0,0,4,10); increased scoreless innings streak to 16.0 innings...**2003:** appeared in 30 games, 11 starts, with Inland Empire...had a season-high six strikeouts in his first start April 5 vs. Beloit...on the disabled list with a right shoulder sprain May 1-22...allowed one run or less in 16 of 19 games, July 1-Sept. 1, lowering his ERA from 6.75 to 4.85...played for Mayaguez in the Puerto Rico Winter League...**2004:** played season with San Antonio, leading the team in wins, innings pitched (153.1) and starts (27)...led the Texas league in walks (70) and finished 2nd in home runs allowed (19)...allowed three or less runs in 16 of 27 starts...struck out a season-high seven batters on July 31 at El Paso...pitched at least six innings in 13 starts...played for Mayaguez in the Puerto Rican Winter League...**2005:** started season on the disabled list and reinstated on April 18...made seven relief appearances with San Antonio before being placed on the disabled list for the remainder of the season with tendinitis in his right elbow...**2006:** started season on the disabled list and reinstated on June 21...made 20 relief appearances with Inland Empire...limited left-handed hitters to a .268 average, compared to .378 vs. right-handers.

PLAYING RECORD

YEAR	CLUB	LG	W-L	ERA	G	GS	CG	SHO	SV	IP	H	R	ER	HR	BB	SO	BK	WP
2001	Peoria	Ariz	0-0	1.00	5	0	0	0	2	9.0	5	3	1	0	6	12	1	0
	Everett	Nwst	0-0	8.35	8	1	0	0	0	18.1	24	21	17	3	14	13	4	0
2002	Wisconsin	Mid	9-13	3.94	27	26	3	1	0	164.1	131	96	72	13	75	141	11	2
2003	Inland Empire	Cal	3-4	4.85	30	11	0	0	2	68.2	77	50	37	6	31	46	3	2
2004	San Antonio	Tex	10-10	5.34	27	27	0	0	0	153.1	165	99	91	19	70	86	6	0
2005	San Antonio	Tex	1-0	16.43	7	0	0	0	0	7.2	16	14	14	2	2	6	0	0
2006	Inland Empire	Cal	2-1	6.83	20	0	0	0	0	27.2	39	24	21	3	18	23	3	0

DOTEL, Welington

OF**BORN:** 10-2-85 in Neiba, DR**BATS:** Right **THROWS:** Right **HEIGHT:** 6-1 **WEIGHT:** 180**RESIDENCE:** Santo Domingo, DR**ACQUIRED:** Signed as a non-drafted free agent October 16, 2004; signed by Mariners scouts Bob Engle and Patrick Guerrero.

Welington Dotel...**2005:** played in the Dominican Summer League, hitting .373 (90x241) in 69 games...led the league in slugging percentage (.631), extra-base hits (33) and triples (9), finished 2nd in average (.373) and home runs (10) and 3rd in hits (90)...also led team in RBI (39), doubles (14), runs (47) and stolen bases (13)...named team's Most Valuable Player by the Seattle Mariners...participated in 2005 Arizona Instructional League...**2006:** spent season with Peoria, appearing in games in all three outfield positions...finished tied for the league lead with seven home runs, T3rd with 23 extra-base hits and T4th with 40 runs scored...fit safely in 39 of 52 games...23 of his 54 hits were extra-base hits...had 15 multi-hit games...recorded a season-high eight-game hit streak, hitting .286 (10x35), June 25-July 4...hit .301 (28x93) with 17 runs scored, six doubles, three triples, two home runs and 17 RBI in 23 games in Aug...suspended for 50 games, effective for the 2007 season, for testing positive for a performance-enhancing substance in violation of Major League Baseball's Minor League Drug Prevention and Treatment Program.

PLAYING RECORD

YEAR	CLUB	LG	AVG.	G	AB	R	H	2B	3B	HR	RBI	SH	SF	HB	BB	SO	SB-CS	E	OBP
2006	Peoria	Ari	.261	52	207	40	54	10	6	7	31	2	1	5	13	69	7-7	1	.319

DUARTE, Victor

RHP**BORN:** 10-21-86 in Belen, Rivas, Nicaragua**BATS:** Right **THROWS:** Right **HEIGHT:** 6-2 **WEIGHT:** 155**RESIDENCE:** Belen, Rivas, Nicaragua**ACQUIRED:** Signed as a non-drafted free agent July 2, 2004; signed by Mariners scouts Luis Molina and Nemesio Porras.

Victor Hugo Duarte...**2005:** participated in the Dominican Summer League, going 2-6 with one save and a 3.57 ERA in 15 relief appearances...struck out 48 batters in 35.1 innings of work...**2006:** played in the Venezuelan Summer League...tossed 7.2 consecutive scoreless innings while recording three saves in eight games in relief...participated in the Mariners 2006 Arizona Instructional League.

EASTLEY, Reed

IF**BORN:** 7-24-83 in Brandon, Manitoba, Canada**BATS:** Left **THROWS:** Right **HEIGHT:** 6-2 **WEIGHT:** 210**RESIDENCE:** Carolina, Puerto Rico**ACQUIRED:** Mariners' 13th round selection in the June 2004 draft; signed by Mariners scout David May.

Tyler Reed Eastley...graduated from Neelin High School in June, 2001...attended Niagara University (NY)...named All-star shortstop at the Canadian Sr. Nationals in 2002...was the starting shortstop on Team Manitoba at the 2001 Canada Summer Games and was a two time member of Team Manitoba at the Canada Cup...**2005:** began pro career with Peoria...promoted to Everett on July 1...finished 2nd in the Northwest League with a .434 on-base percentage and 5th with a .318 average...recorded 22 multi-hit games, including seven three-hit games...recorded a season-high nine-game hit streak, hitting .400 (12x30), July 17-27...went 1x2 with a grand slam and four RBI on July 30 vs. Tri-City...recorded a season-high four RBI three times...participated in 2005 Arizona Instructional League...**2006:** spent season with Inland Empire...recorded four hit streak of seven or more games...hit .500 (13x26) during seven-game hit streak, June 18-July 6...recorded season-high four RBI on July 15 vs. Lancaster...hit safely in 15 of 16 games, hitting .383 (23x60), June 18-July 16...recorded first career multi-home run game on July 31 vs. High Desert, going 2x4 with two solo home runs...had career-high 10-game hit streak, hitting .324 (12x37), July 24-Aug. 3...had 23 of his 67 RBI in the month of July...recorded 25 multi-hit games, including two three-hit games...hit .296 (34x115) with runners in scoring position...hit .317 (53x167) in 47 games at home...named Inland Empire's Most Valuable Player by the Seattle Mariners...played for Canada in the Olympic Qualifier games...played for the Waikiki BeachBoys in the Hawaiian Winter League, hitting .221 (19x86) in 26 games.

PLAYING RECORD

YEAR	CLUB	LG	AVG.	G	AB	R	H	2B	3B	HR	RBI	SH	SF	HB	BB	SO	SB-CS	E	OBP
2005	Peoria	Ariz	.667	3	12	4	8	1	0	1	4	0	0	0	2	0	0-0	0	.714
	Everett	Nwst	.318	55	201	29	64	13	2	4	28	1	1	5	37	42	8-1	9	.434
2006	Inland Empire	Cal	.275	96	349	47	96	17	0	8	67	3	6	12	42	55	1-2	10	.367

ECHARVARRIA, Angel

RHP**BORN:** 4-22-86 in Elias Pina, DR**BATS:** Right **THROWS:** Right **HEIGHT:** 6-3 **WEIGHT:** 190**RESIDENCE:** Elias Pina, DR**ACQUIRED:** Signed as a non-drafted free agent May 12, 2005; signed by Mariners scouts Patrick Guerrero and Bob Engle.

Angel Aneurys Echarvarria...**2005:** played in the Dominican Summer League, going 3-1 with a 2.41 ERA and one save in 14 relief appearances...**2006:** played second season in the Dominican Summer League, going 2-2 with two saves and a 2.48 ERA in 20 relief appearances...struck out 27 batters and walked 15 while limiting opponents to a .149 average.

Eichelberger, Jared

BORN: 8-4-83 in Cleveland, OH

BATS: Right **THROWS:** Right **HEIGHT:** 6-9 **WEIGHT:** 235

RESIDENCE: Poway, CA

ACQUIRED: Signed as a minor league free agent on June 12, 2006.

Jared Elijah Eichelberger...graduated from Marian Catholic High School in June, 2001...drafted by the Chicago Cubs in '01, but did not sign...graduated from California State-San Bernardino in June, 2005...originally signed by the New York Mets as a non-drafted free agent on June 15, 2005...**2005:** began season with Brooklyn, appearing in one game before being transferred to Kingsport...appeared in 17 games, including one start on July 29 at Greeneville...struck out season-high four batters in 3.0 innings on Aug. 27 at Pulaski...**2006:** spent season pitching in Peoria, appearing in 16 games in relief...picked up first career win on July 2 at the Cubs...struck out six of the nine batters faced in 2.0 innings on Aug. 4 vs. the Brewers...limited opponents to a .196 average, including a .182 average vs. right-handers.

PLAYING RECORD

YEAR	CLUB	LG	W-L	ERA	G	GS	CG	SHO	SV	IP	H	R	ER	HR	BB	SO	WP	BK
2005	Brooklyn	NYP	0-0	0.00	1	0	0	0	0	1.2	2	0	0	0	1	0	0	0
	Kingsport	Apy	0-1	5.96	17	1	0	0	0	25.2	30	24	17	5	17	18	2	1
2006	Peoria	Anz	1-3	4.28	16	0	0	0	0	27.1	19	16	13	3	22	34	8	0

EMBRY, Byron

BORN: 9-5-76 in Richmond, KY

BATS: Right **THROWS:** Right **HEIGHT:** 6-2 **WEIGHT:** 240

RESIDENCE: Lincoln, NE

ACQUIRED: Signed as a minor league free agent on Aug. 4, 2006.

Byron T. Embry...attended Indian Hills Community College...originally drafted by the Atlanta Braves in the 35th round of the June 1996 draft...**1997:** signed with Atlanta on May 30 and began his pro career with the Danville Braves...led the league in batting average against (.132) and finished 2nd in SO/9.0 IP (15.83)...**1998:** worked in a career-high 50 games at Macon...held opponents to a .199 batting average...**1999:** posted a career-best five wins for Macon and helped the Braves reach the South Atlantic League playoffs for the second year in a row...went 4-0 with a 1.29 ERA on the road...posted a 0.79 ERA and 2-0 record in June...promoted to Myrtle Beach of the Carolina League and allowed just one hit in his 6.0 scoreless innings of work, September 2-5...**2000:** released by Atlanta on March 23...appeared in 32 games for the New Jersey Jackals of the Northern League East...made his first start on July 10 vs. Allentown, working 5.0 innings and striking out a season-high six hitters in the no-decision...tossed 4.0 scoreless innings against Quebec (June 4) and Albany (June 11)...earned his second win of the season with a 6.0-inning, three-hit effort vs. Elmira on Aug. 4...went 1-2 with a 5.71 ERA in five starts...**2001:** appeared in 11 games in relief with Lincoln...underwent surgery to remove bone spurs from his right elbow at the end of June...**2002:** saw action in 43 games for Gary...posted 7.0 consecutive scoreless outings, June 11-21...was 1-2 with a 2.37 ERA in Aug...struck out 22 batters in 16.2 innings in July...limited opponents to a .246 average, including a .226 clip vs. right-handers...**2003:** ranked 4th in the Northern League with 42 appearances combined between Gary and Joliet...started season with Joliet, appearing in 26 games...earned a victory in his Joliet debut, July 3; struck out three and allowed just one hit in 3.0 innings of work the following night vs. Schaumburg...traded to Gary on July 4 in exchange for starting LHP Tim Byrdak and rookie 2B/LF Demetrick Drumming...made his first plate appearance in his career as a pinch hitter in the 8th inning on Aug. 15...traded to Lincoln on Dec. 4 for the Salt Dogs first round selection in the Northern League's 2004 Tryout Camp Draft in April...**2004:** turned in the best season of his career with Lincoln, posting 10 saves and a 1.46 ERA in 42 appearances...ranked 4th in the Northern League in games pitched and 5th in saves...tossed a season-high 4.0 shutout-innings on Aug. 20 vs. Kansas City, allowing just two hits and striking out eight...recorded saves in five straight appearances, Aug. 11-18...posted a 0.61 ERA in June...**2005:** worked in 16 games for the Omaha before an arm injury sidelined him in May and led to his subsequent release...released by Royals and rejoined Lincoln on Aug. 18...pitched in six contests for the Salt Dogs, going 0-1 with a 13.50 ERA...allowed just one earned run over his final five appearances, Aug. 21-Sept. 4...**2006:** signed with Kansas

EMBRY (continued)

City in the Independent League on Jan. 18...was the winning pitching in the Northern League All-Star game...signed with signed minor league player contract with Seattle on Aug. 4 and assigned to Tacoma...transferred to San Antonio on Aug. 7, appearing in 12 games in relief...did not allow a run in 10 of 12 games...tossed 9.2 consecutive scoreless innings, Aug. 16-Sept. 2...struck out season-high four batters in 2.0 innings on Aug. 19 at Tulsa...played for Leones del Caracas in the Venezuelan Winter League.

PLAYING RECORD

YEAR	CLUB	LG	W-L	ERA	G	GS	CG	SHO	SV	IP	H	R	ER	HR	BB	SO	WP	BK
1997	Danville	Appy	2-1	1.97	20	1	0	0	3	32.0	14	7	7	0	15	56	4	0
1998	Macon	Appy	2-5	4.39	50	0	0	0	6	69.2	52	49	34	6	50	71	8	0
1999	Macon	Sal	5-2	2.38	25	0	0	0	0	45.1	35	17	12	3	25	42	5	1
	Myrtle Beach	Caro	0-0	0.00	2	0	0	0	0	6.0	1	0	0	0	0	5	0	0
2000	New Jersey	IND	2-3	4.45	32	5	0	0	3	58.2	59	35	29	6	31	70	3	1
2001	Lincoln	IND	0-0	8.59	11	0	0	0	0	14.2	27	14	14	3	8	12	1	0
2002	Gary	IND	1-3	3.17	43	0	0	0	1	59.2	56	26	21	5	28	65	9	0
2003	Gary	IND	0-1	4.19	16	0	0	0	0	19.1	14	9	9	2	4	20	2	1
	Joliet	IND	2-4	2.78	26	0	0	0	0	35.2	31	16	11	4	14	47	2	0
2004	Lincoln	IND	3-3	1.46	42	0	0	0	10	55.1	37	12	9	3	13	90	6	0
2005	Omaha	PCL	1-0	5.02	16	0	0	0	8	14.1	19	9	8	3	5	12	1	0
2006	Kansas City	IND	4-2	1.27	29	0	0	0	19	35.1	19	7	5	1	19	51	5	0
	San Antonio	Tex	0-1	2.31	12	0	0	0	5	11.2	8	3	3	0	4	20	4	0

ESCALONA, Jose

LHP

BORN: 1-7-86 in Lara, VZ

BATS: Left THROWS: Left HEIGHT: 5-11 WEIGHT: 165

RESIDENCE: Lara, VZ

ACQUIRED: Signed as a non-drafted free agent October 30, 2003; signed by Mariners scouts Emilio Carrasquel and Pedro Avila.

Jose Miguel Escalona...**2004**: played with Aguirre in the Venezuelan Summer League... went 3-2 with a 2.18 ERA in 10 games, nine starts...played with Lara in the Venezuelan Winter League...named Aguirre's Most Valuable Pitcher by the Seattle Mariners...**2005**: finished second season with Aguirre, going 3-4 with a 1.18 ERA in 12 games, 11 starts...led the team with 59 strikeouts in 53.1 innings of work...held opponents to a .204 average... named Aguirre's Most Valuable Pitcher by the Seattle Mariners...participated in 2005 Arizona Instructional League...**2006**: spent season with Wisconsin, making 26 starts...lead team with 110 strikeouts and was tied for the lead with seven wins...went 4-1 with a 2.16 ERA (6 ER, 25.0 IP) in his first five starts of the season...lost seven consecutive decision, May 7-July 7...tossed 6.0 shutout innings and struck out a season-high eight batters, but recorded a no decision on May 20 vs. Burlington...allowed three or less earned runs in 19 of his 26 starts and one or less earned runs in 12 starts...played with Lara in the Venezuelan Winter League, going 1-0 with a 9.82 ERA (4 ER/3.2 IP) in six relief appearances.

PLAYING RECORD

YEAR	CLUB	LG	W-L	ERA	G	GS	CG	SHO	SV	IP	H	R	ER	HR	BB	SO	WP	BK
2006	Wisconsin	Mid	7-12	4.06	26	26	0	0	0	126.1	128	68	57	12	60	110	9	2

ESPARZA, Gerardo

RHP

BORN: 11-11-87 in Maracaibo, VZ

BATS: Right THROWS: Right HEIGHT: 6-1 WEIGHT: 180

RESIDENCE: Maracaibo, VZ

ACQUIRED: Signed as a non-drafted free agent July 20, 2004; signed by Mariners scouts Emilio Carrasquel and Fernando Soto.

Gerardo Gabriel Esparza...**2005**: played with Aguirre in the Venezuelan Summer League, going 3-3 with a 2.56 ERA in 12 games, 11 starts...participated in 2005 Arizona Instructional League...**2006**: spent season in the Mexican Summer League, going 3-4 with a save and a 5.85 ERA (39 ER, 60.0 IP) in 28 games, six starts...won three consecutive decision, May 5-June 20, including back-to-back starts, June 14-20.

MINOR LEAGUES

ESPINOZA, Humberto

IF**BORN:** 11-1-86 in Aeamgua, Postuguesa, VZ**BATS:** Right **THROWS:** Right **HEIGHT:** 6-1 **WEIGHT:** 175**RESIDENCE:** Aeamgua, Postuguesa, VZ**ACQUIRED:** Signed as a non-drafted free agent July 2, 2003; signed by Mariners scout Emilio Carrasquel.

Humberto Antonio Espinoza...**2004:** played for Aguirre in the Venezuelan Summer League, hitting .204 (30x147) in 45 games...**2005:** spent second season with Aguirre, hitting .286 (54x189) with a team-leading 31 runs scored in 60 games...named Aguirre Most Valuable Player by the Seattle Mariners...**2006:** spent third season with Aguirre, hitting .276 (43x156) in 52 games...participated in the Mariners Arizona Instructional League.

EXTRANO, Jetsy

IF**BORN:** 8-13-88 in Puerto Cabello, VZ**BATS:** Both **THROWS:** Right **HEIGHT:** 6-2 **WEIGHT:** 175**RESIDENCE:** San Juan, Nueva Esparta, VZ**ACQUIRED:** Signed as a non-drafted free agent January 26, 2005; signed by Mariners scout Emilio Carrasquel and Luis Martinez.

Jetsy Jens Extrano...graduated from Liceo Virgen Del Valle Nueva Esparta in July 2005...**2005:** played with Aguirre in the Venezuelan Summer league, hitting .128 (11x86) in 32 games...**2006:** spent second season with Aguirre, hitting .261 (41x157) in 55 games.

FAGAN, Paul

LHP**BORN:** 4-13-85 in Jacksonville, FL**BATS:** Left **THROWS:** Left **HEIGHT:** 6-5 **WEIGHT:** 195**RESIDENCE:** Jacksonville, FL**ACQUIRED:** Mariners' 4th round selection in the 2003 June draft; signed by Mariners scout Mark Leavitt.

Robert Paul Fagan...played for Bartram Trails High School, and graduated in May 2003...**2003:** began pro career with Peoria, appearing in 9 games, 7 starts...pitched 6.0 shutout innings, allowing seven hits while striking out two in his final start of the season Aug. 24 vs. Milwaukee...participated in the Mariners 2003 Fall Instructional League...**2004:** played second season with Peoria, appearing in 12 games, 11 starts...finished 3rd in the Arizona League in strikeouts (57), innings pitched (60.1) and walks (29)...struck out six or more batters five times...recorded his first career save in his only relief appearance on July 5 at Padres...went 3-1 with a 2.31 ERA (39.0 IP, 10 ER) at home, compared to 1-2 with a 10.13 ERA (21.1 IP, 24 ER) on the road...participated in the 2004 Arizona Instructional League...**2005:** spent season with Everett finishing T2nd in the Northwest League with six wins, T4th in innings (82.1) and 4th in walks (33)...won five consecutive decisions, July 28-Sept. 3...struck out a season-high eight batters in 6.0 innings on July 18 vs. Spokane...tossed 8.0 scoreless innings allowing six hits while striking out five to pick up the win on Aug. 3 at Yakima...named Everett's Most Valuable Pitcher by the Seattle Mariners...**2006:** spent season with Wisconsin, making 28 starts...finished 2nd in the league in losses (14) and 4th in innings pitched (165.2)...allowed three or less earned runs in 17 of his 28 starts and had five starts allowing only one or less earned runs...tossed 9.0 innings complete game, allowing only one run on six hits while striking out four on June 24 vs. Kane County...also had a 5.0 complete game on April 29 vs. Western Michigan and a 5.2 inning complete game on May 17 at Kane County...struck out a season-high eight batters three times: June 29 vs. Western Michigan, Aug. 21 at Dayton and Aug. 27 vs. Clinton.

PLAYING RECORD

YEAR	CLUB	LG	W-L	ERA	G	GS	CG	SHO	SV	IP	H	R	ER	HR	BB	SO	WP	BK
2003	Peoria	Ariz	1-2	4.36	9	7	0	0	0	33.0	40	22	16	0	6	24	5	0
2004	Peoria	Ariz	4-3	5.07	12	11	0	0	1	60.1	68	36	34	3	29	57	7	1
2005	Everett	Nwst	6-2	3.50	15	14	0	0	0	82.1	86	40	32	5	33	50	11	0
2006	Wisconsin	Mid	5-14	4.94	28	26	3	0	0	165.2	188	109	91	12	83	100	11	0

FENTON, Will

RHP

BORN: 4-7-83 in Bellevue, WA

BATS: Right **THROWS:** Right **HEIGHT:** 6-2 **WEIGHT:** 205

RESIDENCE: Kingston, WA

ACQUIRED: Signed as a minor league free agent on July 21, 2006.

Willson A. Fenton...graduated from North Kitsap High School in June, 2001...first-team All-Olympic League as a senior after making the second team as a junior...most inspirational award winner as a senior...captain his junior and senior years...also played two years of football...attended the University of Washington...in 2004, he led the Pac-10 with 10 saves and despite a 4.31 ERA...All-Pac-10 first-team selection and a third-team All-American from Baseball America...Pac-10 Pitcher of the Week after three saves in four games in final week of season...**2004:** originally drafted by the Chicago Cubs in the 21st round of the 2004 June draft...began pro career with Boise, appearing in 20 games in relief...struck out a season-high five batters in 2.0 innings on July 11 at Eugene...recorded first career win, tossing 2.1 innings on Aug. 8 at Tri-City...did not allow a run in 14.0 innings on the road...**2005:** appeared in six games in relief with Peoria...on the disabled list from April 26 for the remainder of the season after having surgery on his right shoulder...**2006:** released by Chicago on March 23...signed with Seattle as a minor league free agent on July 21 and placed on the disabled list...on rehab assignment with Everett, July 22-Aug. 8, appearing in four games...recorded only win of the season on Aug. 7 at Tri-City...reinstated from the DL on Aug. 8 and transferred to Peoria, appearing in four games.

PLAYING RECORD

YEAR	CLUB	LG	W-L	ERA	G	GS	CG	SHO	SV	IP	H	R	ER	HR	BB	SO	WP	BK
2004	Boise	Nwst	2-0	2.64	20	0	0	0	4	30.2	28	13	9	2	13	35	1	0
2005	Peoria	Mid	0-0	11.37	6	0	0	0	0	6.1	12	8	8	1	5	7	1	0
2006	Everett#	Nwst	1-0	9.00	4	0	0	0	0	5.0	7	21	6	5	2	3	0	0
	Peoria	Ariz	0-1	9.39	4	0	0	0	0	7.2	13	10	8	0	4	3	1	0

FERNANDEZ, Anthony

LHP

BORN: 6-8-90 in Sabana Iglesia, Santiago, DR

BATS: Left **THROWS:** Left **HEIGHT:** 6-4 **WEIGHT:** 180

RESIDENCE: Sabana Iglesia, Santiago, DR

ACQUIRED: Signed as a non-drafted free agent September 29, 2006; signed by Mariners scouts Franklin Taveras and Patrick Guerrero.

Anthony Fernandez...attended Liceo Zoila Maria Almonte...is under contract for the 2007 season.

FERNANDEZ, Eddy

LHP

BORN: 10-22-86 in Santiago, DR

BATS: Left **THROWS:** Left **HEIGHT:** 6-2 **WEIGHT:** 175

RESIDENCE: Santiago, DR

ACQUIRED: Signed as a non-drafted free agent December 18, 2003; signed by Mariners scout Patrick Guerrero and Bob Engle.

Eddy Fernandez...**2004:** played in the Dominican Summer League...went 7-1 with a 1.37 ERA (11 ER, 72.1 IP) and 65 strikeouts in 12 games, 11 starts...held opponents to a .189 average (44x259)...**2005:** finished second season playing in the Dominican Summer League...went 6-4 with a 1.44 ERA in 14 games, 13 starts...finished tied for the league lead in complete games (4) and shutouts (2)...struck out a team-high 80 batters in 81.1 innings of work...held opponents to a .181 average (56x308)... participated in 2005 Arizona Instructional League...**2006:** finished third season playing in the Dominican Summer League...went 8-2 with a 1.06 ERA (8 ER, 68.0 IP) in 12 games, 10 starts...tossed 36.2 consecutive scoreless innings (six games), June 18-July 20...struck out 10 or more batters four times...tossed three complete games, including a 9.0 complete game, allowing one run on four hits while striking out 11 on Aug. 15...struck out 73 batters in 68.0 innings.

FERNANDEZ, Jair

C**BORN:** 12-10-86 in Cartagena, Bolivia, Columbia**BATS:** Right **THROWS:** Right **HEIGHT:** 6-1 **WEIGHT:** 170**RESIDENCE:** Cartagena, Bolivia, Colombia**ACQUIRED:** Signed as a non-drafted free agent July 2, 2003; signed by Mariners scout Curtis Wallace.

Jair Fernandez...**2004:** played with Aguirre in the Venezuelan Summer League, hitting .304 (41x135) with 22 RBI in 45 games...**2005:** hit .250 (28x112) in 40 games with Aguirre in the Venezuelan Summer League...**2006:** started season with Inland Empire appearing in eight games...transferred to Everett on June 16 and then to Tacoma on June 18, appearing in one game...transferred back to Everett on June 20...recorded season-high six-game hit streak, hitting .381 (8x21), Aug. 13-22...hit his first career home run and recorded a season-high four RBI on Aug. 19 vs. Yakima...10 of his 31 hits went for extra-bases, including nine doubles...hit .283 (17x60) in 19 games at home, compared to .187 (14x75) on the road...participated in the Mariners Arizona Instructional League.

PLAYING RECORD

YEAR	CLUB	LG	AVG.	G	AB	R	H	2B	3B	HR	RBI	SH	SF	HB	BB	SO	SB-CS	E	OBP
2006	Everett	Nvst	.230	43	135	15	31	9	0	1	19	2	2	6	16	26	0-1	4	.333
	Inland Empire	Cal	.074	8	27	3	2	1	0	0	1	1	0	0	2	8	0-0	1	.138
	Tacoma	PCL	.000	1	3	0	0	0	0	0	0	0	0	0	1	1	0-0	0	.250

FILLINGER, Chad

RHP**BORN:** 10-26-81 in Petaluma, CA**BATS:** Right **THROWS:** Right **HEIGHT:** 6-4 **WEIGHT:** 210**RESIDENCE:** Petaluma CA**ACQUIRED:** Mariners' 16th round selection in the 2004 June draft; signed by Mariners scout Stacey Pettis.

Chad L. Fillinger...2000 graduate of Casa Grande High School in Petaluma, CA...named a first-team all-league selection three times...named all-Empire three times and twice was selected all-state...graduated from Santa Clara University in June, 2004...**2004:** began pro career with Everett, making 11 relief appearances...tossed 3.0 innings allowing one run on four hits while striking out three to pick up his first career win on July 10 at Tri-City...transferred to Wisconsin on July 24, appearing in 11 games...**2005:** started season with Wisconsin...held opponents to a .231 average...made first career start on June 10, tossing 2.0 scoreless innings...one of eight players from Wisconsin to be named to the Midwest League All-Star team...promoted to Inland Empire on June 22...made four appearances in relief, before moving into the start rotation on July 10...struck out a career-high nine batters in 7.0 innings on July 21 vs. Rancho Cucamonga...allowed one run on five hits in 8.0 innings to pick up first win with Inland Empire on Aug. 1 at Lancaster...**2006:** spent most of the season with Inland Empire, but also appeared in two games with San Antonio...finished 3rd on the team with seven wins, but first among all relievers...won back-to-back appearances April 24 and 29...named Texas League Pitcher of the Week, April 24-30...tossed a season-high 15.0 consecutive scoreless innings (6 games), April 24-May 17...struck out a season-high five batters twice (April 14 and May 29)...won four consecutive decisions, July 7-Aug. 26...tossed 12.0 shutout innings Aug. 14-28...transferred to San Antonio on July 1 and back to Inland Empire on July 6.

PLAYING RECORD

YEAR	CLUB	LG	W-L	ERA	G	GS	CG	SHO	SV	IP	H	R	ER	HR	BB	SO	WP	BK
2004	Everett	Nvst	1-0	5.94	11	0	0	0	1	16.2	22	11	11	4	5	25	4	0
	Wisconsin	Mid	1-2	8.44	11	0	0	0	0	16.0	25	16	15	3	5	15	1	0
2005	Wisconsin	Mid	2-3	2.70	23	1	0	0	3	43.1	37	13	13	3	13	53	2	0
	Inland Empire	Cal	2-5	5.96	15	11	0	0	0	71.0	90	48	47	16	18	61	2	0
2006	Inland Empire	Cal	1-1	2.61	2	2	0	0	0	10.1	12	6	3	0	1	6	0	0
	San Antonio	Tex	7-1	3.44	32	0	0	0	0	68.0	63	30	26	6	23	55	6	0

FIORENZA, Drew

RHP**BORN:** 6-24-84 in Atlanta, GA**BATS:** Right **THROWS:** Right **HEIGHT:** 6-2 **WEIGHT:** 210**RESIDENCE:** Atlanta, GA**ACQUIRED:** Mariners' 15th round selection in the 2006 June draft; signed by Mariners scout Joe Bohringer.

Andrew C. Fiorenza...graduated from Westminster Academy (FL) in June, 2002...was a 2002 Sun-Sentinel First-Team All-State and Miami Herald All-Broward County selection...played at Okaloosa-Walton (FL) College in 2003...drafted in 29th round by the Angels in 2003, but did not sign...played one year at Middle Georgia College in 2004...GJCAA Region XVII First-Team All-Tournament team member...played for the East Central District champions and came in 6th place in the Junior College World Series...drafted in the 45th round by the New York Yankees in 2004, but did not sign...made 11 relief appearances for Hyannis in the Cape Cod League in 2004...pitched at University of Clemson in 2005 and 2006...drafted in the 45th round by the Cleveland Indians, but did not sign...**2006:** began pro career with Everett, appearing in 16 games, two starts...allowed only one earned run in 11.0 innings, July 3-24...recorded first career win, tossing 2.0 scoreless innings on July 24 at Salem Keizer...tossed season-high 4.0 innings, allowing three runs on four hits on Aug. 22 at Salem-Keizer...limited opponents to a .236 average.

PLAYING RECORD

YEAR	CLUB	LG	W-L	ERA	G	GS	CG	SHO	SV	IP	H	R	ER	HR	BB	SO	WP	BK
2006	Everett	Nwstl	1-1	4.55	16	0	0	0	0	29.2	26	18	15	2	17	14	2	0

FISTER, Doug

RHP**BORN:** 2-4-84 in Merced, CA**BATS:** Right **THROWS:** Right **HEIGHT:** 6-8 **WEIGHT:** 200**RESIDENCE:** Merced, CA**ACQUIRED:** Mariners' 7th round selection in the 2006 June draft; signed by Mariners scout Stacey Pettis.

Douglas Wildes Fister...graduated from Golden Valley High School in May, 2002...two-year letterwinner as a pitcher and utility player...first-team All-Central California Conference his senior year...also lettered in basketball where he was an first-team all-conference selection as a senior...attended Merced College from 2003-2004...preseason All-American, participated in the 2003 J.C. All-Star Game...attended Fresno State University...named WAC Pitcher of the Week for April 4, 2005...named Academic All-WAC...returned for senior season after being drafted by the Yankees in the 5th round of the June 2005 draft...named to the ESPN The Magazine Academic All-District Team for District 8...**2006:** began pro career with Everett...made four starts before moving to the bullpen on July 12...went 1-2 with a 0.95 ERA (2 ER, 19.0 IP) as a starter...struck out season-high nine batters in 5.0 innings in first career start on June 22 vs. Tri-City...tossed season-high 11.1 scoreless innings, July 24-Aug. 17...picked up win in back-to-back appearances on Aug. 1 and 3...limited opponents to a .229 average, including a .203 clip vs. right-handers...

PLAYING RECORD

YEAR	CLUB	LG	W-L	ERA	G	GS	CG	SHO	SV	IP	H	R	ER	HR	BB	SO	WP	BK
2006	Everett	Nwstl	3-5	2.25	20	4	0	0	4	40.0	35	18	10	2	11	35	2	1

FLAIG, Jeff

IF**BORN:** 3-3-85 in La Mirada, CA**BATS:** Right **THROWS:** Right **HEIGHT:** 6-3 **WEIGHT:** 170**RESIDENCE:** Placentia, CA**ACQUIRED:** Mariners' 2nd round selection in the 2003 June draft; signed by Mariners scout Tim Reynolds.

Jeffrey D. Flaig...graduated from El Dorado High School (CA) in June of 2003...**2004:** began pro career with Peoria...had season-high seven game hit streak, hitting .355 (11x31), July 17-Aug. 2...hit .300 (12x40) in the month of July...hit .315 (17x54) on the road, compared to .189 (10x53) at home...participated in the 2004 Arizona Instructional League...**2005:** spent season with Everett...finished T5th in the Northwest League with

FLAG (continued)

19 doubles...had two season-high nine-game hitting streak (June 23-July 4 and July 13-23)...went 4x6 with four runs, two doubles and one RBI on July 17 vs. Spokane...recorded season-high four RBI Aug. 15 vs. Spokane...hit a home run in three consecutive game, Aug. 15-17...participated in 2005 Arizona Instructional League...**2006**: completed first season with Wisconsin...led team with 24 doubles...recorded four hit streaks with five or more games...hit .529 (9x17) during a five-game hit streak, June 3-7...on the disabled list with a fractured left hand, May 4-June 2...recorded six-game hit streak, hitting .407 (11x27) with five runs scored, five doubles and eight RBI, July 10-17...hit .367 (11x30) during a season-high seven-game hit streak, Aug. 12-18...recorded 18 multi-hit games, including two season-high four hit games (July 12 and Aug. 27)...hit only home run of the season on Aug. 27 vs. Clinton, going 4x4 with two runs, a double, a home and one RBI.

PLAYING RECORD

YEAR	CLUB	LG	AVG.	G	AB	R	H	2B	3B	HR	RBI	SH	SF	HB	BB	SO	SB-CS	E	OBP
2004	Peoria	Ariz	.252	32	107	16	27	5	1	0	12	1	1	6	10	19	4-2	0	.347
2005	Everett	Nwst	.254	64	236	38	60	10	0	7	38	2	4	11	18	48	2-3	4	.331
2006	Wisconsin	Mid	.220	91	336	37	74	24	1	1	27	2	2	10	13	73	1-2	17	.269

FLORES, Jose

C

BORN: 10-9-87 in Santo Domingo, DR

BATS: Right **THROWS:** Right **HEIGHT:** 6-3 **WEIGHT:** 195

RESIDENCE: Santo Domingo, DR

ACQUIRED: Signed as a non-drafted free agent August 29, 2005; signed by Mariners scout Patrick Guerrero.

Jose Mario Flores...**2006**: spent season in the Dominican Summer League.

FLORES, Ruben

RHP

BORN: 5-19-84 in El Paso, Texas

BATS: Right **THROWS:** Right **HEIGHT:** 6-4 **WEIGHT:** 170

RESIDENCE: El Paso, Texas

ACQUIRED: Mariners' 12th round selection in the 2003 June draft; signed by Mariners scout Steve Peck.

Ruben Flores...played for El Paso Community College...led team to WJAC South Division Championships...**2003**: began pro career with Peoria, appearing in 9 games...allowed one run on one hit over 5.0 innings to pick up his first win of the season Aug. 16...participated in the Mariners 2003 Fall Instructional League...**2004**: began season with San Antonio, making one relief appearance...transferred to Everett on May 25...made 11 starts with Everett...struck out a season-high eight batters in 5.0 innings on June 26 vs. Spokane...tossed 8.0 innings allowing one unearned run on five hits while striking out six on July 11 at Tri-City...pitched at least 5.0 innings in 7 of his 11 starts...held opponents to a .249 (50x201), including a .211 (15x71) average vs. lefties...on disabled list from Aug. 22 through the remainder of the season with a right wrist fracture...**2005**: spent season on the disabled list with a torn labrum in right shoulder...**2006**: spent season with Wisconsin, appearing in 34 games, 8 starts...went 1-6 with a 5.55 ERA in as a starter, including losing three consecutive starts June 26-July 6...limited opponents to a .240 average, including a .218 average vs. left-handed batters...recorded only win of the season on June 12, tossing 5.2 innings allowing two runs on three hits...had two four-game losing streaks (April 11-June 7 & June 26-Aug. 30)...on the disabled list with a right elbow strain, July 9-Aug. 2.

PLAYING RECORD

YEAR	CLUB	LG	W-L	ERA	G	GS	CG	SHD	SV	IP	H	R	ER	HR	BB	SO	WP	BK	
2003	Peoria	Ariz	2-2	3.73	9	7	0	0	0	31.1	28	18	13	1	12	26	3	1	
2004	San Antonio	Tex	0-0	5.40	1	0	0	0	0	1.2	0	1	1	0	3	2	0	0	
	Everett	Nwst	2-5	5.20	11	11	0	0	0	53.2	50	36	31	8	24	40	8	0	
2005																			
2006	Wisconsin	Mid	1-9	5.04	34	8	0	0	0	75.0	68	49	42	5	53	93	17	2	

Injured - Did Not Pitch

FOPPERT, Jesse

RHP

Can be found in the invited players section of the media guide.

FRANCO, Juan

LHP**BORN:** 8-8-86 in Laguna Salada, DR**BATS:** Left **THROWS:** Left **HEIGHT:** 6-3 **WEIGHT:** 170**RESIDENCE:** Laguna Salada, DR**ACQUIRED:** Signed as a non-drafted free agent July 26, 2004; signed by Mariners scouts Patrick Guerrero and Bob Engle.

Juan Bautista Franco...**2005:** played in the Dominican Summer League, going 1-0 with one save and a 1.86 ERA in 12 relief appearances...**2006:** participated in the Dominican Summer League, going 1-2 with a 5.51 ERA in eight games, one start.

FROMM, Brandon

IF**BORN:** 3-4-85 in Modesto, CA**BATS:** Left **THROWS:** Left **HEIGHT:** 6-2 **WEIGHT:** 220**RESIDENCE:** Modesto, CA**ACQUIRED:** Mariners' 41st round selection in the 2006 June draft; signed by Mariners scout Stacey Pettis.

Brandon Fromm...graduated from Beyer High School in 2003...lettering in both baseball and basketball...first-team all-league and all-district during his junior and senior seasons... was a member of the state all-star team...graduated from San Jose State University in June, 2007...limited his senior season after having surgery to repair the hamate bone in his right wrist...is under contract for the 2007 season.

FUENTES, Cesar

IF**BORN:** 4-12-87 in Puerto Ordaz, VZ**BATS:** Right **THROWS:** Right **HEIGHT:** 6-2 **WEIGHT:** 170**RESIDENCE:** Puerto Ordaz, Bolivar, VZ**ACQUIRED:** Signed as a non-drafted free agent September 27, 2004; signed by Mariners scouts Emilio Carrasquel and Bob Engle.

Cesar Augusto Fuentes...graduated from Unidad Educativa Libertao Cetel in July, 2004...**2005:** played with Aguirre in the Venezuelan Summer League, hitting .265 (18x68) with nine runs, three doubles and eight RBI in 19 games...**2006:** spent second season in the Venezuelan Summer League, hitting .273 (50x183) in 57 games...recorded season-high nine-game hit streak, hitting .368 (14x38), June 21-July 5.

FUENTES, Juan

C**BORN:** 1-28-86 in Ciudad, Bolivar, VZ**BATS:** Right **THROWS:** Right **HEIGHT:** 6-1 **WEIGHT:** 170**RESIDENCE:** Ciudad, Bolivar, VZ**ACQUIRED:** Signed as a non-drafted free agent February 1, 2004; signed by Mariners scouts Emilio Carrasquel and Luis Martinez.

Juan Jose Fuentes...graduated from Unidad Educativa Simon Rodriguez in July, 2004...**2005:** played with Aguirre in the Venezuelan Summer League...**2006:** missed entire season after having surgery to repair ulnar collateral ligament (UCL) in his right elbow.

GARCIA, Alejandro

OF**BORN:** 9-16-89 in Puerto La Cruz, Anzoategui, VZ**BATS:** Right **THROWS:** Right **HEIGHT:** 6-1 **WEIGHT:** 170**RESIDENCE:** Barcelona, Anzoategui, VZ**ACQUIRED:** Signed as a non-drafted free agent July 2, 2006; signed by Mariners scout Emilio Carrasquel.

Luis Alejandro Garcia...twin brother Eduardo also plays in the Mariners farm system... attended U.E. Camino Nuevo...is under contract for the 2007 season.

GARCIA, Eduardo

OF

BORN: 9-16-89 in Puerto La Cruz, Anzoategui, VZ

BATS: Right **THROWS:** Right **HEIGHT:** 6-2 **WEIGHT:** 190

RESIDENCE: Barcelona, Anzoategui, VZ

ACQUIRED: Signed as a non-drafted free agent July 2, 2006; signed by Mariners scout Emilio Carrasquel.

Luis Eduardo Garcia...twin brother Eduardo also plays in the Mariners farm system... attended U.E. Camino Nuevo...is under contract for the 2007 season.

GARCIA, Francisco

LHP

BORN: 8-14-89 in Barahona, DR

BATS: Left **THROWS:** Left **HEIGHT:** 6-1 **WEIGHT:** 175

RESIDENCE: Barahona, DR

ACQUIRED: Signed as a non-drafted free agent October 19, 2006; signed by Mariners scout Patrick Guerrero.

Francisco Antonio Garcia...attended U.E. Camino Nuevo...is under contract for the 2007 season.

GARTH, Ron

IF

BORN: 11-5-84 in Rosita, Nicaragua

BATS: Right **THROWS:** Right **HEIGHT:** 5-11 **WEIGHT:** 165

RESIDENCE: Rosita, Nicaragua

ACQUIRED: Signed as a non-drafted free agent July 22, 2001; signed by Mariners scouts Luis Molina and Rolando Gutierrez Diaz.

Ronald Ballardo Garth...**2002:** played 46 games with Aguirre...**2003:** hit .266 (47x177) in 51 games with Aguirre in the Venezuelan Summer League...**2004:** played in the Dominican Summer League...hit .290 (60x207) with 37 runs scored, 11 doubles, 18 stolen bases and 21 RBI in 64 games...**2005:** spent season with Peoria...hit safely in 21 of 27 games he appeared...recorded 12 multi-hit games, including two four-hit games and three three-hit games...hit two doubles in a game twice (June 22 and Aug. 14)...went 4x4 with two runs, a double and two triples and Aug. 6 vs. the Royals...hit .391 (27x69) with six doubles, four triples, three home runs and 10 RBI in 16 games in Aug...named Peoria's Most Valuable Player by the Seattle Mariners...participated in 2005 Arizona Instructional League...**2006:** spent season with Wisconsin...led team in average (.275) and home runs (10), tied for the team lead in RBI (48) and 2nd with 22 doubles...recorded season-high 10-game hit streak, hitting .318 (14x44), April 10-26...hit .400 (10x25) during eight-game hit streak, May 16-23...on disabled list with a left shoulder contusion, June 3-12...named to the Midwest League all-star team...hit .305 (25x82) in 22 games in the month of July...on disabled list with right knee strain, July 18-25...recorded 26 multi-hit games, including three four-hit games and four three-hit games...recorded season-high three RBI in a game twice (July 25 and Aug. 2)...named Wisconsin's Most Valuable Player by the Seattle Mariners.

PLAYING RECORD

YEAR	CLUB	LG	AVG.	G	AB	R	H	2B	3B	HR	RBI	SH	SF	HB	BB	SO	SB-CS	E	OBP
2005	Peoria	Ariz	.357	27	112	23	40	10	5	3	15	0	1	8	7	17	3-2	5	.430
2006	Wisconsin	Mid	.275	109	404	48	111	22	2	10	48	2	3	15	26	81	11-8	34	.339

GERMOCEN, Nelson

RHP

BORN: 9-16-89 in La Victoria, Villa Mella, DR

BATS: Right **THROWS:** Right **HEIGHT:** 6-5 **WEIGHT:** 200

RESIDENCE: Hacienda Estrella, Villa Mella, DR

ACQUIRED: Signed as a non-drafted free agent February 1, 2006; signed by Mariners scout Patrick Guerrero.

Nelson Miguel Germocen...**2006:** pitched in the Dominican Summer League, appearing in two games in relief.

GIBSON, Rollie

LHP**BORN:** 12-30-83 in Phoenix, AZ**BATS:** Left **THROWS:** Left **HEIGHT:** 6-2 **WEIGHT:** 215**RESIDENCE:** Long Beach, CA**ACQUIRED:** Mariners' 30th round selection in the 2004 June draft; signed by Mariners scout Stacey Pettis.

Rollie Gibson...graduated from Buchanan High School (CA) in 2001...graduated from Fresno City College in June, 2005...**2005:** began pro career with Everett, appearing in 15 games...went 0-1 with a 5.40 ERA in two starts...struck out a season-high eight batters in 3.1 innings, Aug. 31 vs. Vancouver...participated in 2005 Arizona Instructional League...**2006:** split season between Wisconsin, Everett and Inland Empire...started season with Wisconsin, appearing in 22 games in relief...limited opponents to a .281 average, including a .234 average vs. right-handers...transferred to Everett on June 29...did not allow a run in six consecutive relief appearances (9.0 IP), Aug. 3-21....held opponents to a .153 average...promoted to Inland Empire on Sept. 1, appearing in three games.

PLAYING RECORD

YEAR	CLUB	LG	W-L	ERA	G	GS	CG	SHO	SV	IP	H	R	ER	HR	BB	SO	WP	BK
2005	Everett	Nwst	3-2	4.45	15	2	0	0	1	28.1	31	14	14	5	12	30	3	0
2006	Everett	Nwst	0-1	3.45	15	0	0	0	0	28.2	15	13	11	5	11	33	1	0
	Wisconsin	Mid	0-1	5.64	22	0	0	0	0	30.1	32	20	19	2	25	28	6	0
	Inland Empire	Cal	0-0	0.00	3	0	0	0	0	1.1	0	0	0	0	3	2	1	0

GOMEZ, Nicomedes

OF**BORN:** 5-11-87 in Cumana, Sucre, VZ**BATS:** Both **THROWS:** Right **HEIGHT:** 6-2 **WEIGHT:** 160**RESIDENCE:** Cumana, Sucre, VZ**ACQUIRED:** Signed as a non-drafted free agent January 28, 2004; signed by Mariners scout Emilio Carrasquel.

Nicomedes Jose Gomez...graduated from Liceo Juan Perez Alfonzo in July 2004...**2004:** played for Aguirre in the Venezuelan Summer League, hitting .321 (9x28) in nine games...**2005:** hit .227 (25x110) in second season with Aguirre...**2006:** spent third season with Aguirre, hitting .230 (14x61) in 38 games...hit .417 (10x24) in 13 games in June.

GONZALEZ, Larry

C**BORN:** 2-1-88 in Maracilibo, VZ**BATS:** Right **THROWS:** Right **HEIGHT:** 5-11 **WEIGHT:** 170**RESIDENCE:** Maracilibo, VZ**ACQUIRED:** Signed as a non-drafted free agent July 2, 2005; signed by Mariners scouts Emilio Carrasquel and Fernando Soto.

Larry Hendrick Gonzalez...graduated from San Lose De Cala Salez in July, 2004...**2006:** played for Aguirre in the Venezuelan Summer League, hitting .244 (21x86) in 30 games.

GROVE, Jason

OF**BORN:** 8-15-78 in Walla Walla, WA**BATS:** Left **THROWS:** Left **HEIGHT:** 6-2 **WEIGHT:** 200**RESIDENCE:** Walla Walla, WA**ACQUIRED:** Signed as a minor league free agent on January 3, 2007.

Jason L. Grove...graduated from Walla Walla High School in June, 1996...named MVP in Big Nine Conference his senior season...attended Washington State University...named 1999 Preseason All-American...named to the Louisville Slugger Freshman All-American Team in 1999...ranked #31 among the nation's top 100 college baseball prospects by Baseball America in 1999...had surgery in Feb., 2000 to repair hamate bone in right wrist after being hit by a pitch during batting practice...originally drafted by the New York Yankees in the 3rd round of the June 2000 draft...**2000:** missed season after breaking foot during a mini camp...**2001:** spent most of the season with Greensboro...recorded 40 multi-hit games, including four four-hit games and 10 three-hit games... recorded two multi home run games (May 20 vs. Delmarva and Aug. 3 at Lakewood)...hit .344 (31x90) with 17 runs scored, nine extra-base hits and 12 RBI in 24 games in June...hit for the cycle on Aug. 7 at Delmarva, going 4x5 with five RBI, including a triple in the eighth innings and a

GROVE (continued)

game winning grand slam in the ninth...promoted to Tampa on Sept. 1, appearing in one game...**2002:** appeared in 75 games with Tampa...on the disabled list, April 16-June 30, with a wrist injury...hit back-to-back four-hit games on June 27 and 28, including going 4x4 with four runs scored, two triples and a season-high four RBI on June 28 at Brevard County...hit .514 (18x35) after returning from the DL in 11 games in June...**2003:** started season with Trenton, appearing in 76 games...hit .351 (52x148) in 45 games at home...on the disabled list, May 19-28, with a right shoulder strain...had season-high four RBI on July 18 vs. Harrisburg...transferred to Tampa on July 25...hit safely in 12 of 14 games, July 30-Aug. 19, hitting .302 (16x53)...**2004:** spent season with Trenton, appearing in a career high 119 games...recorded 28 multi-hit games...hit .347 (25x72) with 23 RBI in 21 games in July...recorded a career-high five hits and six RBI on Sept. 5 at Erie, going 5x5 with two runs scored and two extra-base hits...received the 2004 Sam Plumeri Sr. Community Service Award...**2005:** released from minor league contract on April 5...signed by Minnesota on Dec. 24, 2005...**2006:** appeared in 11 games with New Britain...released from minor league contract on April 19.

PLAYING RECORD

YEAR	CLUB	LG	AVG.	G	AB	R	H	2B	3B	HR	RBI	SH	SF	HB	BB	SO	SB-CS	E	OBP
2000																			
2001	Greensboro	SAL	.296	115	446	68	132	21	8	15	68	1	5	6	36	108	0-2	2	.353
	Tampa	FSL	.400	1	5	1	2	2	0	0	2	0	0	0	0	2	0-0	0	.400
2002	Tampa	FSL	.275	75	273	37	75	18	6	3	35	1	1	4	36	62	3-2	3	.366
2003	Trenton	East	.287	76	244	28	70	12	0	5	28	2	0	3	23	48	0-2	0	.356
	Tampa	FSL	.270	18	63	7	17	7	0	0	13	0	1	0	6	17	1-0	0	.329
2004	Trenton	East	.293	119	375	47	110	24	2	11	68	1	5	9	32	90	2-2	0	.359
2005																			
2006	New Britain	East	.235	11	34	4	8	1	0	0	1	0	0	0	6	2	1-0	0	.350

GUAUPE, Mayekol

RHP

BORN: 8-11-90 in Barcelona, Anzoategui, VZ

BATS: Right **THROWS:** Right **HEIGHT:** 6-3 **WEIGHT:** 175

RESIDENCE: Puerto La Cruz, Anzoategui, VZ

ACQUIRED: Signed as a non-drafted free agent October 11, 2006; signed by Mariners scout Luis Martinez.

Mayekol Martin Guaupe...attended Unidad Educativa Guaraguao...is under contract for the 2007 season.

GUZMAN, Jesus

IF

BORN: 6-14-84 in Sucre, VZ

BATS: Both **THROWS:** Right **HEIGHT:** 6-1 **WEIGHT:** 165

RESIDENCE: Sucre, VZ

ACQUIRED: Signed as a non-drafted free agent July 2, 2000; signed by Mariners scouts Jose Moreno and Jesus Salazar.

Jesus Antonio Guzman...**2001:** played 40 games with Aguirre of the Venezuelan Summer League...**2002:** batted .279 (62x222) in 58 games with Aguirre...**2003:** hit .359 (74x206) with 25 multi-hit games in 56 games with Aguirre...named Aguirre's Most Valuable Player by the Seattle Mariners...participated in the Mariners 2003 Arizona Instructional League...played for Lara in the Venezuelan Winter League...**2004:** spent season with Inland Empire...finished 9th in the Cal. League with a .310 average...had two season-high nine game hitting streaks (May 12-21 and Aug. 3-12)...recorded 35 multi-hit games, including three four-hit games and nine three-hit games...hit .330 (37x112) with 12 extra-base hits, 19 runs scored and 28 RBI in the month of Aug...played with Lara in the Venezuelan Winter League...**2005:** appeared in 119 with San Antonio...recorded three hit streaks of nine or more games, including a season-high 13-game hit streak, April 28-May 13...had two four-hit games (May 19 and June 18)...had five three-RBI games...member of the Texas League All-Star team...participated in 2005 Arizona Instructional League...**2006:** spent second season with San Antonio, appearing in 115 games...recorded season-high eight-game hit streak, hitting .464 (13x28), April 26-May 4...had 30 multi-hit games, including a season-high three hits three times...hit .357 (10x28) during seven-game hit streak, Aug. 26-Sept. 2...hit five of his nine home runs and 30 of his 55 RBI combined in May and June...hit

GUZMAN (continued)

.308 (20x65) with eight runs scored, six doubles a home run and nine RBI in Aug....hit .286 (24x84) vs. lefties, compared to .250 (81x324) vs. right-handed pitchers...hit .296 (37x44) with runners in scoring position and .356 (21x59) with runners in scoring position and two outs...played for Lara in the Venezuelan Winter League, hitting .095 (2x21) in 15 games.

PLAYING RECORD

YEAR	CLUB	LG	AVG.	G	AB	R	H	2B	3B	HR	RBI	SH	SF	HB	BB	SO	SB-CS	E	OBP
2004	Inland Empire	Cal	.310	114	442	80	137	35	3	6	71	3	4	6	57	106	9-8	29	.393
2005	San Antonio	Tex	.258	119	453	61	117	18	8	9	53	11	1	4	45	101	6-11	24	.330
2006	San Antonio	Tex	.257	115	408	57	105	18	3	9	55	9	4	4	46	74	7-3	13	.335

HALMAN, Gregory

OF

BORN: 8-26-87 in Haarlem, North Holland, Holland

BATS: Right **THROWS:** Right **HEIGHT:** 6-4 **WEIGHT:** 190

RESIDENCE: Haarlem, North Holland, Holland

ACQUIRED: Signed as a non-draft free agent June 26, 2004; signed by Mariners scout Peter Van Dalen.

Gregory Anthony Halman...graduated from Mendel College in North Holland in June, 2004...on the provisional roster for the Netherlands for the inaugural 2006 World Baseball Classic...**2004:** participated in the 2004 Arizona Instructional League...**2005:** appeared in 26 games with Peoria...recorded a season-high three RBI on July 9 at the Royals...hit first career home run on July 10 vs. the Giants...hit .438 (7x16) vs. lefties, compared to .219 vs. right-handed pitchers...participated in 2005 Arizona Instructional League...**2006:** spent season with Everett...finished 3rd on the team with 10 stolen bases...hit safely in 21 of 28 games, including two hit streak of seven or more games...recorded a season-high 12-game hit streak, hitting .309 (17x55), June 21-July 4...had eight multi-hit games, including a season-high three hits on July 19 at Boise...hit home runs in back-to-back games, including first career multi-home run on July 19...hit .345 (10x29) during seven game-hit streak, July 13-20...had consecutive three RBI games July 19 and 20...on the disabled list on July 22 through the remainder of the season with a fractured right hand.

PLAYING RECORD

YEAR	CLUB	LG	AVG.	G	AB	R	H	2B	3B	HR	RBI	SH	SF	HB	BB	SO	SB-CS	E	OBP
2005	Peoria	Ariz	.258	26	89	17	23	2	3	3	11	0	1	3	10	19	1-3	2	.350
2006	Everett	Nwst	.259	28	116	19	30	6	4	5	15	1	0	3	3	32	10-4	1	.295

HARGROVE, Andy

IF

BORN: 10-31-81 in Cleveland, OH

BATS: Right **THROWS:** Left **HEIGHT:** 6-1 **WEIGHT:** 250

RESIDENCE: Richfield, OH

ACQUIRED: Mariners' 47th round selection in the 2005 June draft; signed by Mariners scout Ken Madeja.

Andrew Michael Hargrove...married to wife Lori...son of Mariners Manager Mike Hargrove...graduated from St. Ignatius (OH) High School in June, 2000...graduated from Yauapai College (AZ) in June, 2002...graduated from Kent State University in Dec., 2005...**2005:** began pro career with Peoria, hitting safely in 30 of 39 games...went 2x2 with a run, a home run and three RBI in first professional game on June 23 at the Angels...recorded a season-high four RBI on June 24 at Rangers...hits safely in 14 of his first 15 games, hitting .367 with 13 runs scored, seven doubles and 14 RBI, June 23-July 15...hit .373 (31x83) at home compared to .222 (12x54) on the road...transferred to Inland Empire on Aug. 30, appearing in six games...**2006:** started the season with San Antonio, appearing in four games...transferred to Inland Empire on June 21...recorded season-highs in hits, home runs and RBI on Aug. 31 at High Desert, going 3x3 with two runs, two home runs and five RBI...hit .279 (12x43) with seven runs scored, three doubles, three home runs and nine RBI in 17 games in Aug.

PLAYING RECORD

YEAR	CLUB	LG	AVG.	G	AB	R	H	2B	3B	HR	RBI	SH	SF	HB	BB	SO	SB-CS	E	OBP
2005	Peoria	Ariz	.314	39	137	33	43	12	1	3	25	1	2	9	31	44	2-0	5	.464
	Inland Empire	Cal	.200	6	20	2	4	0	0	1	1	0	0	0	3	8	0-0	2	.304
2006	San Antonio	Tex	.125	4	8	0	1	0	0	0	0	0	0	0	0	4	0-0	1	.222
	Inland Empire	Cal	.222	42	117	18	26	5	0	5	16	2	2	2	16	42	1-0	7	.321

HARMON, Rob

RHP

BORN: 9-28-83 in Houston, TX.

BATS: Right THROWS: Right HEIGHT: 6-7 WEIGHT: 239

RESIDENCE: Villa Hills, KY

ACQUIRED: Mariners' 33rd round selection in the 2006 June draft; signed by Mariners scout Alvin Rittman.

Robert C. Harmon...graduated from Covington Catholic in 2002...All-State honors and the Northern Kentucky Coaches Association Pitcher-of-the-Year award following his junior and senior seasons...as a senior, he led team to a state championship and a No. 18 national ranking in USA Today's final poll...attended Ohio University from 2003-2005... graduated from University of Arkansas Little Rock in June, 2006...**2006**: began pro career with Peoria, appearing in 15 games in relief...picked up first career win on Aug. 4 vs. the Brewers, tossing 2.0 scoreless innings while striking out a career-high six batters...limited opponents to a .188 average, including a .130 clip vs. lefties...participated in the Mariners 2006 Arizona Instructional League.

PLAYING RECORD

YEAR	CLUB	LG	W-L	ERA	G	GS	CG	SHO	SV	IP	H	R	ER	HR	BB	SO	WP	BK
2006	Peoria	Ariz	1-2	8.25	15	0	0	0	0	24.0	15	27	22	0	25	21	11	0

HENRIQUEZ, Andy

RHP

BORN: 11-5-86 in San Felipe, DR

BATS: Right THROWS: Right HEIGHT: 6-4 WEIGHT: 175

RESIDENCE: Santo Domingo, DR

ACQUIRED: Signed as a non-drafted free agent November 28, 2003; signed by Mariners scout Patrick Guerrero.

Andy Henriquez...**2004**: played in the Dominican Summer League, going 1-1 with a 7.50 ERA in 9 games, 1 start...**2005**: finished second season in the Dominican Summer League, going 0-2 with a 2.45 ERA in 7 games, 3 starts...**2006**: spent third season in the Dominican Summer League...went 2-0 with a 1.71 ERA in eight relief appearances...struck out a season-high nine batters in 5.0 scoreless innings on June 9...tossed 9.1 consecutive scoreless innings, July 10-Aug. 25...struck out 21 batters and walked 10 in 21.0 innings... limited opponents to a .169 average, including a .117 average vs. right-handers.

HENSON, Julian

C

BORN: 4-10-87 in Memphis, TN

BATS: Right THROWS: Right HEIGHT: 5-10 WEIGHT: 190

RESIDENCE: Cordova, TN

ACQUIRED: Mariners' 33rd round selection in the 2005 June draft; signed by Mariners scout Alvin Rittman.

Julian Dean Henson...graduated from Cordova High School (TN) in June, 2005...team MVP, All-District 14AAA, All-District 14AAA Tournament, and Commercial Appeal All-Metro Team...**2005**: participated in 2005 Arizona Instructional League...**2006**: appeared in games with Peoria, Everett, Wisconsin and San Antonio...spent most of season with Peoria... recorded season-high five-game hit streak, hitting .389 (7x18), Aug. 14-26...made brief stint with San Antonio, July 8-10, appearing in one game...was with Everett, July 28-Aug. 2, and Sept. 1-3...participated in the Mariners Arizona Instructional League.

PLAYING RECORD

YEAR	CLUB	LG	AVG.	G	AB	R	H	2B	3B	HR	RBI	SH	SF	HB	BB	SO	SB-CS	E	OBP
2006	Peoria	Ariz	.203	27	69	8	14	0	1	0	5	0	1	8	13	14	3-3	3	.385
	Everett	Nwst	.300	4	10	3	3	0	0	0	0	0	0	1	4	3	0-0	0	.533
	Wisconsin	Mid	.000	3	5	0	0	0	0	0	0	0	0	0	0	2	0-0	0	.000
	San Antonio	Tex	.000	1	1	1	0	0	0	0	0	0	0	0	0	0	0-0	0	.000

HERNANDEZ, Eddy

OF

BORN: 8-4-84 in San Pedro de Macoris, DR**BATS:** Left **THROWS:** Left **HEIGHT:** 6-3 **WEIGHT:** 170**RESIDENCE:** San Pedro de Macoris, DR**ACQUIRED:** Signed as a non-drafted free agent December 15, 2001; signed by Mariners scout Patrick Guerrero.

Eddy Hernandez...played in the Dominican Summer League in **2002** and **2003...2004:** played in the Dominican Summer League, hitting .269 (53x197)... participated in the 2004 Arizona Instructional League...**2005:** spent season with Peoria...went 3x4 with two runs scored, two home runs and a season-high three RBI in first game of the season in June 22 vs. Padres...recorded 11 multi-hit games, including five three-hit games...hit .563 (9x16) during five game hit streak, July 23-Aug. 3...**2006:** spent season with Wisconsin...finished tied for the team lead in RBI (48)...had five hit streaks of five or more games, including a season-high eight-game hit streak, April 7-15...recorded six-game hit streak, hitting .455 (10x22), July 10-17...hit .289 (22x76) with 10 runs scored, seven extra-base hits and 10 RBI in 21 games in July...recorded 21 multi-hit games, including five three-hit games... participated in the Mariners Arizona Instructional League.

PLAYING RECORD

YEAR	CLUB	LG	AVG.	G	AB	R	H	2B	3B	HR	RBI	SH	SF	HB	BB	SO	SB-CS	E	OBP
2005	Peoria	Ariz	.356	23	87	14	31	3	1	4	18	0	0	0	10	19	0-2	2	.423
2006	Wisconsin	Mid	.243	115	403	46	98	21	3	6	48	0	2	5	26	135	1-7	6	.296

HERNANDEZ, Jairo

OF

BORN: 5-8-85 in Jose Contreras Moca, DR**BATS:** Right **THROWS:** Right **HEIGHT:** 6-3 **WEIGHT:** 185**RESIDENCE:** Santo Domingo, DR**ACQUIRED:** Signed as a non-drafted free agent February 9, 2004; signed by Mariners scouts Patrick Guerrero and Bob Engle.

Jairo Francisco Hernandez...attended Liceo Sanjose Mendoza...**2004:** played in the Dominican Summer League...hit .332 (71x 197) with 21 extra base hits, 42 RBI and 22 stolen bases...named Santo Domingo Mariners Most Valuable Player by the Seattle Mariners...participated in the 2004 Arizona Instructional League...**2005:** finished second season in the Dominican Summer League, hitting .311 (33x106) in 36 games...**2006:** started season with Wisconsin...recorded seven of his nine RBI in May...hit only home run of the season on May 15 vs. Dayton...on disabled list, July 4-24, with muscle strain in his back...transferred to Peoria after returning from the DL, appearing in 13 games.

PLAYING RECORD

YEAR	CLUB	LG	AVG.	G	AB	R	H	2B	3B	HR	RBI	SH	SF	HB	BB	SO	SB-CS	E	OBP
2005	Peoria	Ariz	.333	7	24	4	8	2	0	2	3	0	0	0	5	8	0-0	0	.448
2006	Peoria	Ariz	.216	13	51	10	11	1	1	0	5	0	0	0	5	15	2-1	1	.286
	Wisconsin	Mid	.195	42	133	10	26	5	2	1	9	0	1	2	5	39	4-5	5	.234

HERNANDEZ, Jose

C

BORN: 1-12-88 in Caracas, VZ**BATS:** Right **THROWS:** Right **HEIGHT:** 6-1 **WEIGHT:** 165**RESIDENCE:** Valencia, VZ**ACQUIRED:** Signed as a non-drafted free agent September 30, 2004; signed by Mariners scouts Pedro Avila and Emilio Carrasquel.

Jose Abraham Hernandez...attended Mariano Pecon Salas Miranda...**2005:** played with Aguirre in the Venezuelan Summer League, hitting .200 (7x35) in 19 games...**2006:** spent season in the Venezuelan Summer League.

HRYNIO, Michael

RHP**BORN:** 11-18-82 in Dover, NJ**BATS:** Right **THROWS:** Right **HEIGHT:** 6-2 **WEIGHT:** 190**RESIDENCE:** Mine Hill, NJ**ACQUIRED:** Mariners' 12th round selection in the 2001 June draft; signed by Mariners scout David May.

Michael F. Hrynio...graduated from Dover (NJ) High School in June, 2001....**2001:** began pro career with the Peoria Mariners...participated in the Mariners Arizona Instructional League...**2002:** spent season at Peoria, appearing in 35 games...hit safely in 8 of 9 games, July 15-Aug. 2...**2003:** converted to pitcher, making 14 relief appearances for Peoria...participated in the Mariners 2003 Arizona Instructional League...**2004:** set Wisconsin record for appearances in a season with 54...did not allow a run in 13 straight appearances (14.1 IP), July 26-Aug 29...struck out a five batters in a game three times...participated in the 2004 Arizona Instructional League...**2005:** missed entire season after having UCL surgery on right elbow...**2006:** appeared in two games with Tacoma before being transferred to Inland Empire on July 9...did not allow a run in 11 of 14 relief appearances, including a season-high 7.1 scoreless innings, June 7-16...struck out a season-high four batters in 2.1 innings on July 2 at Round Rock...placed on the disabled list on July 6 for the remainder of the season with a right shoulder strain.

PLAYING RECORD

YEAR	CLUB	LG	AVG.	G	AB	R	H	2B	3B	HR	RBI	SH	SF	HB	BB	SO	SB-CS	E	OBP
2001	Peoria	Ariz	.161	20	56	4	9	2	0	0	5	0	1	1	2	21	0-1	10	.203
2002	Peoria	Ariz	.246	39	134	17	33	8	2	1	15	1	7	7	13	40	2-1	16	.342
2003	Peoria	Ariz	.500	16	4	3	2	0	0	0	1	0	0	0	2	1	1-0	1	.667

YEAR	CLUB	LG	W-L	ERA	G	GS	CG	SHO	SV	IP	H	R	ER	HR	BB	SO	WP	BK	
2003	Peoria	Ariz	2-3	4.07	14	0	0	0	0	24.1	31	20	11	0	9	20	1	0	
2004	Wisconsin	Mid	4-4	3.75	54	0	0	0	9	62.1	47	26	26	4	33	82	10	1	
2005			Injured - Did Not Pitch																
2006	Tacoma	PCL	0-0	9.00	2	0	0	0	0	3.0	2	3	3	0	5	0	1	0	
	Inland Empire	Cal	0-0	4.64	14	0	0	0	0	21.1	15	11	11	7	18	19	2	0	

HUANG, Chia-An

RHP**BORN:** 11-11-85 in Taitung, Taipei County, Taiwan**BATS:** Right **THROWS:** Right **HEIGHT:** 6-2 **WEIGHT:** 204**RESIDENCE:** Dulan, Taitung County, Taiwan**ACQUIRED:** Signed as a non-drafted free agent March 22, 2004; signed by Mariners scout Ted Heid

Chia-An Huang...graduated from Taitung in June, 2004...attended Kainan University...the third Taiwanese player to sign with the Mariners following infielders Chao-Kuan Wu and Yung-Chi Chen...competed internationally for the Chinese Taipei National Team at the 2003 Asian (BFA) "AAA" and the 2001 World Youth (IBAF) "AA" Championships...member of the 1998 PONY League World Championship team from Taitung...led Taitung PE High School to runner-up finish in the Senior High School Baseball Championships in Taiwan in 2003... on the provisional roster for Chinese Taipei for the inaugural 2006 World Baseball Classic...**2004:** participated in the Mariners Instructional League in Peoria...**2005:** spent season with Peoria...was 2-0 with a 2.53 ERA in four relief appearances and 0-3 with a 9.14 ERA in seven starts...struck out a season-high five batters twice (June 24 and Aug. 22)...picked up first career win tossing 3.1 scoreless innings in relief on June 24 at Rangers...participated in 2005 Arizona Instructional League...**2006:** placed on the 60-day disabled on June 22 and missed entire season with a strained right shoulder.

PLAYING RECORD

YEAR	CLUB	LG	W-L	ERA	G	GS	CG	SHO	SV	IP	H	R	ER	HR	BB	SO	WP	BK	
2005	Peoria	Ariz	2-3	6.96	11	7	0	0	0	32.1	46	30	25	2	17	21	4	0	
2006			Injured - Did Not Play																

HUBBARD, Marshall

IF**BORN:** 4-16-82 in Richmond, VA**BATS:** Left **THROWS:** Right **HEIGHT:** 6-3 **WEIGHT:** 215**RESIDENCE:** Ashland, VA**ACQUIRED:** Mariners' 8th round selection in the 2004 June draft; signed by Mariners scout Craig Bell.

Thomas Marshall Hubbard...graduated from Patrick Henry High School in 2000...first-team all-state selection in 1999 and 2000...earned Central Region and Richmond Metro Player of the Year honors in 2000...four-year standout in baseball and played basketball from 1997-98...attended William & Mary University from 2002-2003...attended University of North Carolina in 2004...earned third-team All-America, first-team All-America honors from USA Today Sports Weekly, second-team honors from the National Collegiate Baseball Writers Association and third-team accolades from Collegiate Baseball...**2004:** began season with Peoria before being promoted to Everett on June 26...hit first career home run on June 27 vs. Spokane...had season-high four-hit game on Sept. 3 at Salem Keizer...hit .356 (16x45) vs. lefties, compared to .252 (35x119) vs. right handers...**2005:** spent season with Wisconsin...finished 5th in the Midwest League with a .496 slugging percentage...finished 2nd on the team with 17 home runs and 3rd with 76 runs scored and 77 RBI...went 5x6 with two runs, two home runs and a career-high seven RBI on May 17 at Lansing...hit .538 (14x26) during seven-game hit streak, June 13-23...named Midwest League Player of the Week, June 13-20...went 5x5 with three runs, a double, two home runs and four RBI on June 19 at Beloit...hit .405 (32x79) with 17 runs scored, six doubles, six home runs and 23 RBI in 23 games in June...recorded season-high 15-game hit streak, hitting .404 (23x57), Aug. 17-Sept. 4...hit .306 (38x124) with runners in scoring position...recorded 29 multi-hit games...participated in 2005 Arizona Instructional League...**2006:** started season with Inland Empire...went 5x6 with three runs scored, a double, a home run and a season-high five RBI on May 26 at High Desert...had four hit streak of five of more games, including two six-game hit streaks (April 6-14 and June 15-20)...hit .305 (29x95) in 27 games at home, compared to .237 (31x131) in 34 games on the road...promoted to San Antonio on June 21...had season-high nine-game hit streak, hitting .378 (14x37), June 23-July 2...hit .323 (10x31) during eight-game hitting streak, July 7-14...hit safely in 46 of 65 games, including recording 19 multi-hit games.

PLAYING RECORD

YEAR	CLUB	LG	AVG.	G	AB	R	H	2B	3B	HR	RBI	SH	SF	HR	BB	SO	SB-CS	E	OBP
2004	Peoria	Ariz	.500	1	5	0	2	0	0	0	1	0	0	0	0	0	1-0	0	.500
	Everett	Nwstl	.275	55	189	20	52	14	1	2	24	0	1	4	22	52	3-3	4	.361
2005	Wisconsin	Mid	.297	110	391	76	116	25	1	17	77	2	4	6	54	95	4-2	10	.387
2006	Inland Empire	Cal	.265	61	226	40	60	17	0	6	34	0	1	4	27	40	1-1	6	.353
	San Antonio	Tex	.289	65	242	29	70	15	1	5	33	1	1	1	30	58	0-2	5	.369

HUDSON, Robby

IF**BORN:** 8-31-83 in Chattanooga, TN**BATS:** Right **THROWS:** Right **HEIGHT:** 6-0 **WEIGHT:** 170**RESIDENCE:** Redlands, CA**ACQUIRED:** Signed as a non-drafted free agent June 28, 2005; signed by Mariners scout Kyle VanHook.

Robert Leon Hudson...graduated from Redlands High School in June, 2001...graduated from Riverside Junior College in May, 2003...graduated from the University of Texas in May, 2005...**2005:** began pro career in Peoria, appearing in two games...transferred to Everett on July 4...had a season-high six-game hit streak, hitting .421 (8x19)...**2006:** spent season with Wisconsin...led the Rattlers with 54 runs scored and finished 2nd with 108 hits...recorded 32 multi-hit games, including five three-hit games and a season-high four-hits on July 8...scored a season-high three runs on April 10 at Beloit...hit .432 (16x37) during season-high nine-game hitting streak, April 18-May 1...hit three of his four home runs, July 6-13...hit .323 (21x65) in April and .323 (31x96) in July...hit .309 (25x81) vs. lefties...made to appearances from the mound in emergency relief on May 28 and Aug. 5.

MINOR LEAGUES

PLAYING RECORD

YEAR	CLUB	LG	AVG.	G	AB	R	H	2B	3B	HR	RBI	SH	SF	HB	BB	SO	SB-CS	E	OBP
2005	Peoria	Ariz	.000	2	9	3	0	0	0	0	0	0	0	0	0	1	0-0	2	.000
	Everett	Nwst	.253	55	186	24	47	8	1	0	16	6	0	1	12	32	6-2	11	.302
2006	Wisconsin	Mid	.270	112	400	54	108	18	4	4	34	3	1	2	26	62	13-9	20	.317

YEAR	CLUB	LG	W-L	ERA	G	GS	CG	SHO	SV	IP	H	R	ER	HR	BB	SO	WP	BK
2006	Wisconsin	Mid	0-0	0.00	2	0	0	0	0	2.0	1	0	0	0	0	2	0	0

HURBA, Craig

BORN: 8-25-81 in Bainbridge, NY

BATS: Right THROWS: Right HEIGHT: 6-2 WEIGHT: 230

RESIDENCE: Maryland, NY

ACQUIRED: Signed as a minor league free agent on December 8, 2006.

Craig P. Hurba...attended Mount Olive College...earned All-Carolinas-Virginia Athletic Conference and All-South Atlantic Region honors in each of his two years at Mount Olive after transferring from Brevard Community College (Fla.)...originally drafted in the 38th round of the 2004 June draft by Texas...**2004**: spent first pro season with the Arizona Rangers...led team with six triples...hit first professional home run on Aug. 2 at Giants, going 3x4 with three RBI...had season-high three hits twice and season-high three RBI on three occasions...batted .300 (12x40) with 9 RBI in 12 games in Aug...hit .340 (16x47) in 16 road contests...**2005**: started the season with Bakersfield...recorded 12 multi-hit games, including season-high four hits on May 4 at Rancho Cucamonga...recorded a .338 (28x83) average in 22 games in May and June to raise average from .242 to .303...transferred to Clinton on July 7...went 4x6 with a homer and three RBI on Aug. 3 at Quad Cities...also recorded three RBI on July 27 at Lansing and Aug. 14 at Dayton...totaled 14 multi-hit games...hit .330 (31x94) in final 26 games to raise average from .267 to .305...appeared in 2 postseason games for the L-Kings, batting .250 (2x8) with one RBI...**2006**: released from minor league contract by Texas on March 22...spent season with the Kansas City T-Bones...led the T-Bones with 18 homers (3rd in NL) while catching 91 of the club's 96 games en route to being named to the Northern League's post-season all-star team...co-led the team along with Greg Jacobs with 31 multi-hit games...went 3d5 with two home runs, including a decisive grand slam in the eighth inning on Aug. 6...hit his second grand slam vs. Schaumburg in three weeks, Aug. 23...had two hits, including a game-winning, RBI triple in the bottom of the ninth inning on Aug. 25.

PLAYING RECORD

YEAR	CLUB	LG	AVG.	G	AB	R	H	2B	3B	HR	RBI	SH	SF	HB	BB	SO	SB-CS	E	OBP
2004	Bangers	Ariz	.263	32	99	18	26	5	6	1	16	2	1	1	12	21	1-0	3	.345
2005	Bakersfield	Cal	.286	34	126	6	36	6	0	0	11	0	0	0	5	24	1-0	0	.313
	Clinton	Mid	.305	45	154	21	47	11	1	4	29	0	2	1	14	34	1-3	1	.363
2006	Kansas City	IND	.269	95	346	51	93	20	4	18	47	0	0	1	37	67	6-2	7	.341

JACOBO, Erwin

BORN: 6-15-85 in Atlanta, GA

BATS: Right THROWS: Right HEIGHT: 6-3 WEIGHT: 210

RESIDENCE: Miami, FL

ACQUIRED: Mariners' 42nd round selection in the 2004 June draft; signed by Mariners scout Pedro Grifol.

Erwin Ernesto Jacobo...graduated from Braddock High School (FL) in May, 2003...attended Palm Beach Community College...**2005**: began pro career with Peoria, appearing in 17 games...reached base safely in 12 of 16 games with a plate appearance...participated in 2005 Arizona Instructional League...**2006**: appeared in 17 games with Peoria...recorded a season-high four walks on July 4 vs. the Rangers...went 1x3 with a home run and a season-high three RBI on July 25 at the Padres.

PLAYING RECORD

YEAR	CLUB	LG	AVG.	G	AB	R	H	2B	3B	HR	RBI	SH	SF	HB	BB	SO	SB-CS	E	OBP
2005	Peoria	Ariz	.179	17	56	10	10	1	0	0	9	0	0	2	9	23	1-2	2	.313
2006	Peoria	Ariz	.222	17	45	7	10	2	0	2	9	1	0	2	11	18	0-2	7	.397

JAMES, Craig

RHP**BORN:** 3-10-83 in Miami, FL**BATS:** Right **THROWS:** Right **HEIGHT:** 6-2 **WEIGHT:** 201**RESIDENCE:** Miami, FL**ACQUIRED:** Signed as a non-drafted free agent May 31, 2003; signed by Mariners scout Pedro Grifol.

Craig Russell James...originally drafted by San Francisco in June 2001, but did not sign...attended Miami Dade Community College...**2003:** made pro debut with Peoria... participated in the Mariners 2003 Fall Instructional League...**2004:** played second season with Peoria...allowed only one earned run while holding opponents to a .217 average (10x46)...**2005:** split season between Wisconsin and Inland Empire, going a combined 2-3 with 19 saves and a 1.59 ERA...started season with Wisconsin...allowed runs in only three of 26 appearances...tossed 19.1 scoreless innings, April 9-May 29...promoted to Inland Empire on July 4...tossed 11.1 scoreless innings, July 18-Aug. 10...**2006:** spent season with San Antonio, leading the Missions in appearances...struck out a season-high four batters four times...recorded season-high 19.2 consecutive scoreless innings (15 games), May 20-July 5...limited opponents to a .237 average (54x228), including a .220 average (33x150) vs. right-handers...participated in the Arizona Fall League, appearing in 10 game in relief with a 3.60 ERA (4ER/10.0 IP).

PLAYING RECORD

YEAR	CLUB	LG	W-L	ERA	G	GS	CG	SHO	SV	IP	H	R	ER	HR	BB	SO	WP	BK
2003	Peoria	Ariz	2-0	3.81	14	0	0	0	2	26.0	28	12	11	0	4	19	3	1
2004	Peoria	Ariz	1-1	0.67	10	0	0	0	4	13.1	10	1	1	1	5	13	0	0
2005	Wisconsin	Mid	2-1	0.88	26	0	0	0	9	30.2	18	3	3	1	5	31	1	0
	Inland Empire	Cal	0-2	2.42	23	0	0	0	10	26.0	25	8	7	3	8	24	2	0
2006	San Antonio	Tex	4-3	2.61	43	0	0	0	1	62.0	54	24	18	3	33	56	4	1

JAVIER, Carlos

RHP**BORN:** 5-28-87 in San Jose, DR**BATS:** Right **THROWS:** Right **HEIGHT:** 6-3 **WEIGHT:** 170**RESIDENCE:** Quisqueña, DR**ACQUIRED:** Signed as a non-drafted free agent August 28, 2003; signed by Mariners scout Patrick Guerrero and Bob Engle.

Carlos Manuel Javier...**2004:** participated in the Dominican Summer League...**2005:** finished second season in the Dominican Summer League, going 3-3 with two saves and a 2.33 ERA in 14 games, 11 starts...**2006:** spent season with Peoria, appearing in 11 games, five starts...won back-to-back appearances July 17-20...went 2-1 with a 2.25 ERA (4 ER, 16.0 IP) in five starts and 1-3 with a 11.90 ERA (26 ER, 19.2 IP) in six relief appearances... participated in the Mariners 2006 Arizona Instructional League.

PLAYING RECORD

YEAR	CLUB	LG	W-L	ERA	G	GS	CG	SHO	SV	IP	H	R	ER	HR	BB	SO	WP	BK
2006	Peoria	Ariz	3-4	7.57	11	5	0	0	0	35.2	41	34	30	2	28	27	10	0

JENSEN, Aaron

RHP**BORN:** 6-11-84 in Payson, UT**BATS:** Right **THROWS:** Right **HEIGHT:** 6-2 **WEIGHT:** 180**RESIDENCE:** Springville, UT**ACQUIRED:** Mariners' 19th round selection in the 2003 June draft; signed by Mariners scout Steven Peck.

Aaron Karl Jensen...graduated from Springville High School (UT) in May 2003...lost only one game during his high school career...led the Red Devils to the 4A title in 2003 and compiled an 11-1 record, with a 1.00 ERA with 110 strikeouts in 77 innings...**2004:** began pro career with Everett...finished 2nd in the Northwest League in wins (7), 3rd in innings pitched (80.0) and home runs allowed (12) and 4th in walks (36)...tossed 5.0 shutout innings allowing only one hit to pick up his first win on June 18 vs. Vancouver...allowed three or less runs in 10 of 16 starts...struck out a season-high six batters four times...named to the NWL All-Star team...**2005:** spent season with Wisconsin...led the league with 13 losses and T2nd with 21 home runs allowed...tossed complete game four-hit shutout, April 30 at

JENSEN (continued)

South Bend...struck out a season-high seven batters, Sept. 3 at Beloit...allowed two or less runs in 12 of 28 starts and three or less runs in 15 starts...had a 1.90 ERA (66.1 IP, 14 ER) during his 10 wins...**2006:** spent season with Inland Empire...on the disabled list with right shoulder stiffness, April 13-May 18...allowed three runs or less in 13 of his 21 starts, including his first nine starts of the season...went 1-2 with a 2.01 ERA (5 ER, 22.1 IP) in five starts in June...won back-to-back starts July 28 and Aug. 2...tossed a season-high 7.0 innings, allowing two runs on three hits while striking out a season-high seven batters on Aug. 2 vs. Stockton...went 3-1 with a 4.01 ERA in 9 starts at home, compared to 0-8 with a 10.10 ERA in 12 starts on the road...on the disabled list from Sept. 1 though the remainder of the season with a right elbow strain.

PLAYING RECORD

YEAR	CLUB	LG	W-L	ERA	G	GS	CG	SHO	SV	IP	H	R	ER	HR	BB	SO	WP	BK
2004	Everett	Nwst	7-4	5.29	16	16	0	0	0	80.0	90	53	47	12	36	56	1	0
2005	Wisconsin	Mid	10-13	5.56	28	27	1	1	0	157.0	190	115	97	21	55	87	7	1
2006	Inland Empire	Cal	3-9	7.18	21	21	0	0	0	89.0	113	80	71	13	46	62	7	0

JIMENEZ, Jose

LHP

BORN: 3-23-87 in Bannas, VZ

BATS: Left **THROWS:** Left **HEIGHT:** 6-0 **WEIGHT:** 180

RESIDENCE: Bannas, VZ

ACQUIRED: Signed as a non-drafted free agent July 31, 2003; signed by Mariners scout Emilio Carrasquel.

Jose Miguel Jimenez...**2004:** played with Aguirre in the Venezuelan Summer League...went 1-0 with a 2.81 ERA in 10 games, four starts...**2005:** finished second season with Aguirre...went 2-3 with a 3.86 ERA in 16 games, one start...**2006:** spent third season with Aguirre in the Venezuelan Summer League...went 3-3 with three saves and a 3.02 ERA in 26 games, one start...struck out a season-high six batters in 5.0 innings on June 9.

JOHANNESSEN-ELLIS, Tom

RHP

BORN: 2-23-88 in Sandringham, Victoria, Australia

BATS: Right **THROWS:** Right **HEIGHT:** 6-4 **WEIGHT:** 220

RESIDENCE: South Clayton, Victoria, Australia

ACQUIRED: Signed as a non-drafted free agent on February 23, 2006; signed by Mariners scouts Tim Ballard and Pat Kelly.

Thomas Adam Johannesen-Ellis...graduated from Cheltenham Secondary College in December, 2005...Selected on the Australian team for the U19 World Championships in Cuba in 2006...awarded club coaches Most Improved Player...played in Taipei...is under contract for the 2007 season.

JOHNSON, Brent

IF

BORN: 5-21-82 in Las Vegas, NV

BATS: Right **THROWS:** Right **HEIGHT:** 6-2 **WEIGHT:** 190

RESIDENCE: Las Vegas, NV

ACQUIRED: Mariners' 14th round selection in the 2004 June draft; signed by Mariners scout Greg Whitworth.

Brent Scott Johnson...graduated from Durango High School (Las Vegas) in June 2000...member of the Nevada state championship team in 1999...received Second Team All-State, First Team All-Conference and All-Division MVP honors...named Sunset Division MVP Player of the Year and MVP of the 2000 All Star Game...attended University of Nevada Las Vegas...**2004:** began pro career with Everett...had season-high eight-game hit streak, hitting .451 (14x31), June 20-28...recorded 16 multi-hit games, including eight three-hit games...scored four runs on July 6 vs. Vancouver...hit .333 (55x165) vs. right-handers, compared to .206 (13x63) vs. lefties...hit .357 (25x70) with runners in scoring position...named to the NWL All-Star team...participated in the 2004 Arizona Instructional League...**2005:** spent season with Wisconsin...tied for the team lead with 22 stolen base...started season out slow hitting .217 (34x157) through June, but rebounded to hit .376 (83x221) for the remainder of the season to raise his average to .310...recorded

JOHNSON (continued)

season-high three RBI on July 7 vs. Beloit...hit .423 (22x52) during 12-game hit streak, July 9-22...hit .383 (41x107) in July and .391 (36x92) in Aug...hit only home run of the season on Aug. 6 vs. Cedar Rapids...recorded season-high 13-game hit streak, hitting .431 (22x51), Aug. 9-22...recorded 40 multi-hit games, including 11 three-hit games...hit .373 (38x102) with runners in scoring position...**2006:** spent season with Inland Empire, leading the 66ers in games, at-bats, runs, hits, doubles and finished T2nd in RBI...appeared in games at first base, third base and all three outfield positions...hit safely in 45 of 53 games, hitting 339 (76x224), May 1-July 3 raising his average from .164 to .305 during that stretch...recorded three hit streaks of ten or more games...hit .375 (15x40) during 10-game stretch, May 11-22...hit only home run of the season on May 20 at Rancho Cucamonga...hit .342 (38x111) with 19 runs scored, seven doubles, a home run and 16 RBI in 27 games in May...recorded season-high 13-game hit streak, hitting .393 (22x56), May 24-June 6...hit .367 (18x49) during 11-game hitting streak, June 17-July 2...recorded 38 multi-hit games, including two four-hit games and 13 three-hit games...hit .304 (38x125) with runners in scoring position...had two season-high three RBI games (May 1 and June 20).

PLAYING RECORD

YEAR	CLUB	LG	AVG.	G	AB	R	H	2B	3B	HR	RBI	SH	SF	HB	BB	SO	SB-CS	E	OBP
2004	Everett	Nwst	.296	66	233	51	69	13	0	1	29	4	5	9	33	27	12-4	6	.396
2005	Wisconsin	Mid	.310	109	378	77	117	21	1	1	44	2	3	6	55	57	22-8	5	.403
2006	Inland Empire	Cal	.284	129	500	82	142	23	2	1	48	7	3	11	65	55	16-11	8	.377

JOHNSON, Rob

C

can be found in the invited players section of the media guide.

JORDAN, Justin

RHP

BORN: 8-31-81 in Nashville, TN

BATS: Right **THROWS:** Right **HEIGHT:** 6-5 **WEIGHT:** 210

RESIDENCE: Brentwood, TN

ACQUIRED: Signed as a non-drafted free agent June 24, 2005; signed by Mariners scout Tommy Jones.

Justin A. Jordan...graduated from Brentwood High School in June, 1999...attended Belmont University (TN)...**2005:** appeared in one game with Evansville in the Independent League, before being signed by Seattle...picked up only save on the season on July 10 at Peoria...won back-to-back appearances July 27 and Aug. 2, tossing a combined 6.0 scoreless innings...**2006:** spent most of the season with Inland Empire, but also appeared in one game with San Antonio on May 24...tossed 7.2 scoreless innings in relief, June 5-July 1...transferred to Tacoma on July 2 and transferred back to Inland Empire on July 7, but did not appear in a game with the Rainiers...won back-to-back starts July 22 and 27...struck out a season-high six batters in 6.0 innings on Aug. 30 vs. High Desert...went 0-1 with a 4.79 ERA in 13 relief appearances and 5-6 with a 5.32 ERA in 14 starts.

PLAYING RECORD

YEAR	CLUB	LG	W-L	ERA	G	GS	CG	SHO	SV	IP	H	R	ER	HR	BB	SO	WP	BK
2005	Evansville	Front	0-0	0.00	1	0	0	0	0	2.0	1	0	0	0	0	4	0	0
	Wisconsin	Mid	3-1	6.68	17	0	0	0	1	32.1	46	28	24	3	7	29	2	0
2006	Inland Empire	Cal	5-7	5.19	27	14	0	0	0	86.2	105	74	50	8	30	46	6	0
	San Antonio	Tex	0-0	10.38	1	0	0	0	0	4.1	10	5	5	2	0	1	0	0

KAFKA, Ari

RHP

BORN: 6-12-83 in Norwood, MA

BATS: Right **THROWS:** Right **HEIGHT:** 6-6 **WEIGHT:** 230

RESIDENCE: Stoughton, MA

ACQUIRED: Mariners' 26th round selection in the 2005 June draft; signed by Mariners scout David May.

Ari Mikhail Kafka...graduated from Sharon High School (MA) in June, 2001...graduated from Quinnipiac University in May, 2005...**2005:** began pro career with Wisconsin...held opponents to a .260 (13x50) average, including a .211 (4x19) clip vs. lefties...struck out season-high three batters in back-to-back games, Aug. 23 and 28...participated in 2005

KAFKA (continued)

Arizona Instructional League...**2006**: spent season with Everett...did not allow a run in 13 of his 19 appearances...won only decision of the season tossing 2.0 scoreless innings in relief on June 25 at Yakima...struck out a season-high five batters on Aug. 18 at Salem-Keizer...limited opponents to a .190 average.

PLAYING RECORD

YEAR	CLUB	LG	W-L	ERA	G	GS	CG	SHO	SV	IP	H	R	ER	HR	BB	SO	WP	BK
2005	Wisconsin	Mid	0-1	4.73	8	0	0	0	0	13.1	13	9	7	0	11	14	2	0
2006	Everett	Nwst	1-0	4.35	19	0	0	0	0	31.0	22	19	15	4	13	32	4	0

KAHN, Stephen

RHP

BORN: 12-14-83 in Fullerton, CA

BATS: Left **THROWS**: Right **HEIGHT**: 6-3 **WEIGHT**: 220

RESIDENCE: Orange, CA

ACQUIRED: Mariners' 5th round selection in the 2005 June draft; signed by Mariners scouts Greg Whitworth, Phil Pote and Dennis Gonsalves.

Stephen James Kahn...graduated from Servite High School (CA) in May, 2002...attended Loyola Marymount University...named WCC Pitcher of the Year in 2004...named a preseason All-American by Baseball America in 2005...**2005**: began pro career with Peoria...transferred to Everett on July 29...finished 4th in the Northwest League with 14 saves...recorded saves in nine consecutive relief appearances, July 31-Aug. 17, allowing only one run in 9.0 innings of work...participated in 2005 Arizona Instructional League...**2006**: started season with Inland Empire...went 8 for 11 in save opportunities...did not allow a run in 17 of his 20 relief appearances...tossed a season-high 10.0 scoreless innings, April 8-20...limited opponents to a .167 average (16x96)...promoted to San Antonio on May 27...tossed 1.0 scoreless inning to pick up the win on July 2 vs. Frisco...struck out a season-high five batters in 2.0 innings on Aug. 21 at Tulsa...played for the Peoria Javelinas in the Arizona Fall League, appearing in nine games in relief with a 8.64 ERA (8 ER/15.0 IP).

PLAYING RECORD

YEAR	CLUB	LG	W-L	ERA	G	GS	CG	SHO	SV	IP	H	R	ER	HR	BB	SO	WP	BK
2005	Peoria	Ariz	0-0	0.00	1	0	0	0	0	1.0	1	0	0	0	1	1	0	0
	Everett	Nwst	3-0	3.93	17	0	0	0	13	13.1	14	9	8	1	14	22	2	0
2006	Inland Empire	Cal	2-0	1.95	20	0	0	0	8	27.2	16	7	6	1	15	35	6	0
	San Antonio	Tex	1-3	6.23	31	0	0	0	0	39.0	50	30	27	3	31	33	3	0

KANTAKEVICH, Joe

RHP

BORN: 5-9-84 in Washington D.C.

BATS: Right **THROWS**: Right **HEIGHT**: 6-1 **WEIGHT**: 195

RESIDENCE: Rockville, MD

ACQUIRED: Mariners' 13th round selection in the 2006 June draft; signed by Mariners scout Rob Mummau.

Joseph William Kantakevich...graduated from Georgetown Prep in June, 2002...earned all-Montgomery County and all-conference honors...graduated from College of William and Mary in December, 2006...earned CAA Co-Pitcher of the Week honors on Feb. 22, 2004...**2006**: began pro career with Everett, appearing in 20 games in relief...picked up first win on July 29 vs. Spokane, tossing 1.1 innings...earned only save of the season on Aug. 7 at Tri-City...tossed season-high 8.1 scoreless innings, July 20-Aug. 7...allowed on two earned runs in final 12 appearances (19.0 IP)...struck out a season-high five batters in 2.0 innings on Aug. 31 vs. Eugene.

PLAYING RECORD

YEAR	CLUB	LG	W-L	ERA	G	GS	CG	SHO	SV	IP	H	R	ER	HR	BB	SO	WP	BK
2006	Everett	Nwst	2-0	2.48	20	0	0	0	1	32.2	39	14	9	4	11	40	1	0

KAPPEL, Brian

RHP**BORN:** 1-7-83 in Atlanta, GA**BATS:** Right **THROWS:** Right **HEIGHT:** 6-0 **WEIGHT:** 215**RESIDENCE:** Atlanta, GA**ACQUIRED:** Signed as a non-drafted free agent July 27, 2005; signed by Mariners scout Dave May.

Brian Patrick Kappel...graduated from Westminster High School in June, 2001...class valedictorian...graduated from Princeton University in May, 2005...was a unanimous first-team All-Ivy selection, the state's Reliever of the Year, and a first-team all-state choice in 2004...**2005:** began pro career with Peoria...struck out a season-high four batters in 3.1 innings on Aug. 27 vs. Athletics...held opponents to a .233 (7x30) average...**2006:** started season with Everett...led the AquaSox in saves...did not allow an earned run in 9.2 innings while striking out 16 before being promoted to Wisconsin on July 8...did not allow runs in 22 of his 24 appearances, including 19 consecutive appearances (21.0 IP), July 13-Aug. 29...recorded saves in 8 of his 9 save opportunities...held lefties to a .133 average (6x45) and right-handers to a .176 (9x51) clip...led Timber Rattlers with eight saves.

PLAYING RECORD

YEAR	CLUB	LG	W-L	ERA	G	GS	CG	SHO	SV	IP	H	R	ER	HR	BB	SO	WP	BK
2005	Peoria	Ariz	2-1	0.00	5	0	0	0	0	7.1	7	8	0	1	2	9	0	0
2006	Everett	Nwst	0-1	0.00	7	0	0	5	9.1	6	2	0	0	3	16	0	0	0
	Wisconsin	Mid	4-0	1.61	24	0	0	0	8	28.0	15	7	5	1	8	29	0	0

KECK, Paul

C**BORN:** 6-16-84 in Redwood City, CA**BATS:** Right **THROWS:** Right **HEIGHT:** 6-4 **WEIGHT:** 205**RESIDENCE:** Pleasanton, CA**ACQUIRED:** Signed as a non-drafted free agent on July 5, 2006; signed by Mariners scout Stacey Pettis.

Paul David Keck...graduated from Pleasanton High School in June, 2002...named all-state and player of the year...drafted by the Chicago White Sox in 2002, but did not sign...played two years at Chabot Community College...was a California Junior College All-American...drafted by the Mariners in 2003, but did not sign...attended Lewis and Clark State College in 2005...attended Lee University in 2006...named the Southern States Athletic Conference, Region XIII and NAIA National Player of the Week...**2006:** began pro career with Peoria, appearing in four games at catcher.

PLAYING RECORD

YEAR	CLUB	LG	AVG.	G	AB	R	H	2B	3B	HR	RBI	SH	SF	HB	BB	SO	SB-CS	E	OBP
2006	Peoria	Ariz	.100	4	10	1	1	1	0	0	2	0	0	2	0	3	0-0	0	250

KOLISCAK, Cory

RHP**BORN:** 11-30-81 in Harrisonburg, VA**BATS:** Right **THROWS:** Right **HEIGHT:** 6-2 **WEIGHT:** 190**RESIDENCE:** Franklin, WV**ACQUIRED:** Signed as a non-drafted free agent May 30, 2005; signed by Mariners scout Robert Mammau.

Cory Michael Kolisak...graduated from Pendleton High School (WV) graduated from Radford University in May, 2005...**2005:** began pro career with Everett, appearing in 22 games in relief...tossed season-high 6.1 scoreless innings, June 23-July 7...struck out a season-high five batters in 3.0 innings on Aug. 11 at Eugene...participated in 2005 Arizona Instructional League...**2006:** started season with Peoria...did not allow an earned run in four of his five relief appearances while limiting opponents to a .192 average...promoted to Wisconsin on Aug. 5...allowed only one earned run in 9.1 innings, Aug. 16-Sept. 2.

PLAYING RECORD

YEAR	CLUB	LG	W-L	ERA	G	GS	CG	SHO	SV	IP	H	R	ER	HR	BB	SO	WP	BK
2005	Everett	Nwst	2-1	5.06	22	0	0	0	3	26.2	27	18	15	3	12	23	2	1
2006	Peoria	Ariz	0-1	1.29	5	3	0	0	0	7.0	5	3	1	0	4	5	0	0
	Wisconsin	Mid	2-0	3.68	10	0	0	0	0	14.2	16	7	6	1	6	6	0	0

LAMPE, Rayon

OF

Can be found in the invited players section of the media guide.

LEAIST, Ryan

RHP**BORN:** 5-22-82 in Hamilton, Ontario, Canada**BATS:** Right **THROWS:** Right **HEIGHT:** 6-3 **WEIGHT:** 190**RESIDENCE:** Hamilton, Ontario, Canada**ACQUIRED:** Mariners' 16th round selection in the June 2002 draft; signed by Mariners scout Craig Bell.

Ryan Michael Leaist...attended Montreat College (NC)...**2003:** began pro career with Peoria, striking out 19 batters in 14 innings...participated in the Mariners 2003 Fall Instructional League...**2004:** began season on the disabled list with a fractured right foot and was reinstated on July 20...appeared in 10 games with Peoria...struck out 18 batters in 15 1/3 innings...held opponents to a .151 average (8x53)...picked up first career save on Aug. 7 at Brewers...**2005:** did not pitch after being placed on the restricted list on June 22...**2006:** spent season in the restricted list.

PLAYING RECORD

YEAR	CLUB	LG	W-L	ERA	G	GS	CG	SHO	SV	IP	H	R	ER	HR	BB	SO	WP	BK
2003	Peoria	Ariz	1-1	5.14	11	0	0	0	0	14.0	12	12	8	0	12	19	8	2
2004	Peoria	Ariz	0-0	2.35	10	0	0	0	1	15.1	8	5	4	1	10	18	0	1
2005			Did Not Pitch															
2006			Did Not Pitch															

LEBRON, Rey

OF**BORN:** 11-26-89 in Comendador, DR**BATS:** Right **THROWS:** Right **HEIGHT:** 6-3 **WEIGHT:** 175**RESIDENCE:** La Coleta, DR**ACQUIRED:** Signed as a non-drafted free agent July 4, 2006; signed by Mariners scouts Bob Engle and Patrick Guerrero.

Rey Lebron...is under contract for the 2007 season.

LEDBETTER, Curtis

C**BORN:** 12-26-81 in Lawrence, KS**BATS:** Right **THROWS:** Right **HEIGHT:** 6-3 **WEIGHT:** 220**RESIDENCE:** Lawrence, KS**ACQUIRED:** Mariners' 18th round selection in the 2005 June Draft; signed by Mariners scout Mark Lummus.

Curtis S. Ledbetter...graduated from Lawrence High School in May, 2000...originally drafted by Cleveland in the 39th round of the 2000 draft, but did not sign...attended Garden City Community College in 2000...graduated from University of Nebraska-Lincoln in May, 2005...earned All Big 12 honors final three seasons...**2005:** began pro career with Peoria, hitting safely in 23 of 34 games...recorded a season-high four hits on July 9 at the Royals...hit .341 (15x44) with runners in scoring position...transferred to Inland Empire on Aug. 30, appearing in four games...participated in 2005 Arizona Instructional League...**2006:** started season with Wisconsin...transferred to Everett on July 8...went 2x5 with a run scored, two doubles and three RBI on July 19 vs. Boise...hit .353 (6x17) with runners in scoring position...transferred to Tacoma on July 27, but did not appear in a game...transferred back to Wisconsin on July 27...hit four home runs, Aug. 7-Sept. 2...recorded a season-high three hits on Sept. 3 at Clinton.

PLAYING RECORD

YEAR	CLUB	LG	AVG.	G	AB	R	H	2B	3B	HR	RBI	SH	SF	HB	BB	SO	SB-CS	E	OBP
2005	Peoria	Ariz	.311	34	122	22	38	9	1	4	21	1	0	0	10	44	2-0	7	.364
	Inland Empire	Cal	.063	4	19	0	1	0	0	0	0	0	0	0	1	5	0-0	0	.118
2006	Everett	Nwst	.222	13	45	7	10	3	0	2	9	0	0	0	3	13	1-0	0	.271
	Wisconsin	Mid	.247	54	174	19	43	6	3	5	22	1	3	4	12	48	2-2	2	.306

LEHR, Justin

LHP

Can be found in the invited players section of the media guide.

LIDDI, Alex

IF

BORN: 8-14-88 in San Remo, Imperia, Italy

BATS: Right THROWS: Right HEIGHT: 6-4 WEIGHT: 176

RESIDENCE: San Remo, Imperia, Italy

ACQUIRED: Signed as a non-drafted free agent on September 9, 2005; signed by Mariners scouts Wayne Norton and Mario Mazzotti.

Alex Liddi...**2006**: began pro career with Peoria, hitting safely in 34 of 47 games... finished T4th in the Arizona League in hits (57) and slugging percentage (.500), 5th in extra-base hits (22) and T9th in average (.313)...also led team with 13 doubles...recorded 15 multi-hit games, including eight season-high three-hit games...had season-high eight-game hit streak, hitting .469 (15x32), July 19-28...hit .391 (9x23) during six-game hitting streak, July 30-Aug. 7...hit first career home run on July 20 vs. the Angels...hit .352 (32x91) in 23 games in July...hit .384 (33x86) in 22 games at home, compared to .250 (24x96) in 25 road games...promoted to Wisconsin on Aug. 24, appearing in 11 games.

PLAYING RECORD

YEAR	CLUB	LG	AVG.	G	AB	R	H	2B	3B	HR	RBI	SH	SF	HB	BB	SO	SB-CS	E	OBP
2006	Peoria	Ariz	.313	47	182	31	57	13	6	3	25	0	2	1	12	48	9-2	10	.355
	Wisconsin	Mid	.184	11	38	4	7	1	0	0	2	0	1	0	1	8	0-1	4	.200

LIMONTA, Johan

IF

BORN: 8-4-83 in Havana, Cuba

BATS: Left THROWS: Left HEIGHT: 6-0 WEIGHT: 205

RESIDENCE: Miami, FL

ACQUIRED: Mariners' 20th round selection in the 2004 June Draft; signed by Mariners scout Mike Tosar.

Johan Limonta...attended Miami Dade Community College...**2006**: began pro career with Wisconsin...went 3x5 with two runs, a double, two home runs and a season-high four RBI on July 21 at Burlington...recorded season-high six-game hit streak, hitting .409 (9x22), Aug. 6-12...promoted to Inland Empire on Aug. 28...hit safely in six of eight games, including four multi-hit games...hit home run in first at-bat with Inland Empire...participated in the Mariners Arizona Instructional League.

PLAYING RECORD

YEAR	CLUB	LG	AVG.	G	AB	R	H	2B	3B	HR	RBI	SH	SF	HB	BB	SO	SB-CS	E	OBP
2006	Wisconsin	Mid	.241	58	212	18	51	9	2	6	24	0	1	1	19	53	1-1	9	.305
	Inland Empire	Cal	.462	8	26	3	12	0	1	1	5	0	0	1	1	3	0-0	0	.500

LIVERPOOL, Marquise

OF

BORN: 3-16-86 in Paterson, NJ

BATS: Right THROWS: Right HEIGHT: 5-11 WEIGHT: 191

RESIDENCE: Teaneck, NJ

ACQUIRED: Mariners' 33rd round selection in the 2004 June Draft; signed by Mariners scout David May.

Marquise Shannon-Lee Liverpool...graduated from Don Bosco Prep High School in June, 2004...high school standout in baseball and football...two-time first-team All-State Performer, two-time All-County, North Jersey, and League Performer in football...selected to play in the Governor's Bowl...**2004**: participated in the Arizona Instructional League...**2005**: spent season with Peoria...had season-high seven-game hit streak, hitting .520 (13x25), July 29-Aug. 13...hit .390 (16x41) with 12 runs, three doubles and five RBI in 13 games in Aug...hit .321 (18x56) at home...hit .345 (10x29) with runners in scoring position...**2006**: spent most of the season with Peoria, but also appeared in game in San Antonio and Tacoma...appeared in one game with Tacoma on June 9 before being transferred to Peoria on June 10...appeared in 38 games in Peoria, leading the team with 18 stolen bases...recorded four games with at least two stolen bases, including a season-high four stolen bases on Aug. 24 vs. the Brewers...hit .333 (9x27) during season-high seven-game hitting streak, July 4-13...recorded a season-high four RBI on July 4 vs. the Rangers...transferred to San Antonio on Aug. 30, appearing in two games with the Missions.

PLAYING RECORD

YEAR	CLUB	LG	AVG.	G	AB	R	H	2B	3B	HR	RBI	SH	SF	HB	BB	SO	SB-CS	E	OBP
2005	Peoria	Ariz	.298	30	94	24	28	5	0	0	10	1	1	6	9	23	10-3	3	.391
2006	Tacoma	PCL	.000	1	1	0	0	0	0	0	0	0	0	0	0	0	0-0	0	.000
	San Antonio	Tex	.250	2	4	1	1	0	0	0	1	0	0	0	0	1	0-0	0	.250
	Peoria	Ariz	.264	38	144	27	38	2	2	1	14	3	0	7	15	26	18-9	4	.361

LO, Kuo Hui

OF

BORN: 9-26-85 in Hualien County, Taiwan

BATS: Right THROWS: Right HEIGHT: 6-2 WEIGHT: 188

RESIDENCE: Hualien County, Taiwan

ACQUIRED: Signed as a non-drafted free agent on July 2, 2005; signed by Mariners scouts Ted Heid and Jamey Storvick.

Kuo Hui Lo...graduated from Kao-Yuan Technical High School in Kaohsiung County, Taiwan in June, 2003...attended Taipei Physical Education College in Taipei City, Taiwan...participated for Chinese Taipei in the 2005 World Cup in Holland...on the provisional roster for Chinese Taipei for the inaugural 2006 World Baseball Classic...2005: participated in 2005 Arizona Instructional League...2006: started season with Everett...hit .435 (10x23) during six-game hitting streak, June 23-28...hit .414 (12x29) in seven games on the road, compared to .138 (4x29) in six games at home...promoted to Wisconsin on July 8...recorded season-high seven-game hit streak, hitting .370 (10x27), July 8-16...stole a base in 13 of his 29 games he appeared, including three multi-stolen base games...placed on the disabled list with a right calf strain on Aug. 21.

PLAYING RECORD

YEAR	CLUB	LG	AVG.	G	AB	R	H	2B	3B	HR	RBI	SH	SF	HB	BB	SO	SB-CS	E	OBP
2006	Everett	Nwst	.276	16	58	11	16	3	1	2	10	0	1	1	5	12	8-2	1	.338
	Wisconsin	Mid	.243	29	107	21	26	3	1	1	7	0	1	3	9	31	16-3	4	.317

LOAISIGA, Jonathan

C

BORN: 6-12-89 in Managua, Nicaragua

BATS: Right THROWS: Right HEIGHT: 6-1 WEIGHT: 185

RESIDENCE: Managua, Nicaragua

ACQUIRED: Signed as a non-drafted free agent on October 18, 2005; signed by Mariners scouts Luis Molina and Nemesio Porras.

Jonathan Jose Loaisiga...attended Republica de Austria in Managua, Nicaragua...2006: played with Aguirre in the Venezuelan Summer League, hitting .231 (9x39) in 21 games.

LOCKWOOD, Jon

RHP

BORN: 12-12-81 in Toronto, ON, Canada

BATS: Right THROWS: Right HEIGHT: 6-2 WEIGHT: 210

RESIDENCE: Toronto, ON, Canada

ACQUIRED: Signed as a non-drafted free agent August 19, 2003; signed by Mariners scout Bob Smyth.

Jon Tomas Lockwood...graduated high school from Humberstone Collegiate Institute in 2000...played two seasons at North Central Texas College...member of the Texas Junior college All-Star team...led team to Texas Junior College Championships in 2001...attended Louisiana Tech...2004: began pro career with Everett, making two relief appearances...transferred to Peoria on June 29...struck out a season-high six batters on July 27 vs. Athletics...finished 2nd in the Arizona League in walks (30)...participated in the 2004 Arizona Instructional League...2005: started season with Everett...tossed 16.0 consecutive scoreless innings while limiting opponents to only three hits while striking out 19, June 25-July 11...promoted to Wisconsin on July 12...struck out a season-high six batters three times...recorded first career save on July 18 at Kane County...did not allow an earned run in 12 of 15 appearances...participated in 2005 Arizona Instructional League...2006: appeared in 39 games in relief with Inland Empire...went 3-0 with a 1.61 ERA in 10 appearances in May...recorded four-game win streak, April 26-May 26...held opponents to a .238 average, including a .202 clip vs. lefties...struck out a season-high six batters twice (May 2 and June

LOCKWOOD (continued)

6.)...tossed 8.0 consecutive scoreless innings, July 29-Aug. 9...was 4-1 with a 2.97 ERA in 18 games at home...participated in the Olympic Qualifier games with Canada

PLAYING RECORD

YEAR	CLUB	LG	W-L	ERA	G	GS	CG	SHO	SV	IP	H	R	ER	HR	BB	SO	WP	BK
2004	Everett	Nwst	0-0	4.50	2	0	0	0	0	2.0	1	1	1	0	4	0	1	0
	Peoria	Anz	3-4	6.97	10	9	0	0	0	41.1	43	34	32	2	30	33	9	0
2005	Everett	Nwst	2-0	0.00	5	0	0	0	0	15.0	3	0	0	0	1	19	0	0
	Wisconsin	Mid	3-0	2.12	15	0	0	0	3	29.2	18	12	7	0	14	43	5	0
2006	Inland Empire	Cal	6-3	3.87	36	0	0	0	0	74.1	64	37	32	5	39	65	14	0

LORA, McyQuin

OF

BORN: 9-22-87 in Nizao, Bany, DR

BATS: Right **THROWS:** Right **HEIGHT:** 6-5 **WEIGHT:** 180

RESIDENCE: Nizao, Bany, DR

ACQUIRED: Signed as a non-drafted free agent August 29, 2004; signed by Mariners scout Patrick Guerrero and Bob Engle.

McyQuin Junior Lora...**2005:** played in the Dominican Summer League...**2006:** finished second season in the Dominican Summer League, hitting .167 (6x36) in 15 games.

LOUX, Shane

RHP

BORN: 8-31-79 in Rapid City, SD

BATS: Right **THROWS:** Right **HEIGHT:** 6-2 **WEIGHT:** 210

RESIDENCE: Gilbert, AZ

ACQUIRED: Signed as a minor league free agent December 26, 2006.

Shane A. Loux...graduated from Highland High School in Arizona in 1997...named 2nd-team High School All-American by Baseball America as a senior.....was selected by the Detroit Tigers in the 2nd round of the 1997 draft...turned down a scholarship offer from Arizona St. to sign with Detroit...**1997:** tied for the staff lead with four wins in his pro debut with the GCL Tigers...limited opponents to a .129 batting average...rated by Baseball America as having the 5th-best pro debut by a high school player...fires a two-hitter Aug. 11 against Yankees...**1998:** spent season with West Michigan...finished 3-1 with a 1.72 ERA in six starts during May, earning Tigers Minor League Pitcher of the Month honors...tossed a shutout at Peoria on June 20...named the Midwest League Pitcher of the Week for June 14-20...struck out a season-high nine batters on Aug. 27 vs. Beloit...led the Midwest League with 184 hits allowed, tied for the lead with 28 games started and T3rd with 13 losses...**1999:** began the season with Single-A West Michigan...won his first start of the season, his only win with the Whitecaps...struck out a season-high nine batters vs. South Ben on April 25...promoted to Lakeland in late May...**2000:** opened season with Single-A Lakeland...made his first start with Jacksonville April 13 vs. Tennessee...posted a four-game winning streak April 23-May 10, allowing four runs in 25.0 innings (1.44 ERA)...named the Southern League's Pitcher of the Week May 5-11...selected to the Southern League's mid-season all-star team...fanned a season-high 12 batters in 8.1 innings on Aug. 18...hurled a complete game in his final start of the season on Sept. 3 at Chattanooga, allowing two runs on five hits in 9.0 innings...T2nd in the Southern League with 12 wins...led Jacksonville with 130 strikeouts...**2001:** placed on the Toledo staff throughout the season, leading the club with 10 wins, 27 games started and 151.0 innings pitched...tied for the team lead with two complete games...finished 2nd in the league with 73 walks, T2nd with 11 losses and 3rd with 22 home runs allowed...made his lone relief appearance May 20 at Scranton/Wilkes-Barre, allowing three runs on six hits in 3.2 innings pitched...tossed two complete games, Aug. 2 at Columbus and Aug. 18 vs. Indianapolis...**2002:** spent season with Toledo...led all International League pitchers with five complete games and three shutouts...led team in wins, games started (26), innings pitched (158.1) and strikeouts (87)...struck out a season-high eight batters on April 23...fired back-to-back shutouts June 23 at Syracuse and June 28 vs. Scranton/Wilkes-Barre for a 19.0-inning scoreless streak...named the International League's Pitcher of the Week June 24-30...earned International League Pitcher of the Week honors two more times in 2002, July 8-14 and July 29-Aug. 4, making him the first league pitcher to capture the honor three times in the same season since Syracuse's Nerio Rodriguez in 1999...missed one start while on the disabled list July 18-26 with soreness in

LOUX (continued)

his right elbow...**2003:** selected to the International League's all-star squad for the Triple A All-Star game...led staff in wins (11) and ERA (3.02)...3rd in the league with a 3.02 ERA, 5th with 11 wins and T5th with two complete games...won six of his seven decision April 8-May 17, posting a 2.06 ERA (49.0 IP/11 ER) over eight-start stretch...tossed a three-hit shutout on May 28 vs. Ottawa...recalled to Detroit on July 29...made his first appearance with the Tigers on July 29 at Seattle, allowing three runs on four hits while matching a career high with three walks and three strikeouts over 3.0 innings in the first relief appearance of his career...made seven appearances out of the bullpen before making his first start on Aug. 21 vs. Anaheim, allowing four runs on eight hits in 5.0 innings, but did not factor in the decision...left his start on Aug. 27 at Cleveland after just 2.0 inning with a strained right posterior shoulder...missed three weeks with the injury before making his next start on Sept. 17 vs. Toronto, taking the loss after allowing just one run one three hits in 5.0 innings...held righties to a .235 batting average (17x51) with Detroit...lefthanded batters hit .352 (25x71)...**2004:** spent season with Toledo, making 22 starts...tossed 9.0-inning complete game shutout on May 11 vs. Buffalo...struck out season-high eight batters on May 17 vs. Ottawa...placed on the disabled list on Aug. 14 for the remainder of the season with a right elbow strain...**2005:** on the disabled list the entire season after having "Tommy John" surgery on his right elbow...**2006:** started the season on the disabled list and was reinstated on May 14...spent season with Rapid City...earned first career save on July 2 vs. Iowa, tossing 0.1 innings...also picked up saved on July 21 vs. Round Rock...picked up first win of the season on July 17 at Iowa, allowing one hit in 3.0 innings of work.

PLAYING RECORD

YEAR	CLUB	LG	W-L	ERA	G	GS	CG	SHO	SV	IP	H	R	ER	HR	BB	SO	WP	BK
1997	Tigers	Gulf	4-1	0.84	10	9	1	1	0	43.0	19	7	4	0	10	33	2	1
1998	West Michigan	Mid	7-13	4.64	28	28	2	1	0	157.0	184	96	81	13	52	88	12	2
1999	West Michigan	Mid	1-3	6.27	8	8	0	0	0	47.1	55	39	33	5	16	43	4	0
	Lakeland	FSL	6-5	4.05	17	17	0	0	0	91.0	92	48	41	8	47	52	7	1
2000	Lakeland	FSL	0-1	1.80	1	1	0	0	0	5.0	2	1	1	0	3	6	0	0
	Jacksonville	Sou	12-9	3.82	26	26	2	0	0	157.2	150	78	67	12	55	130	7	0
2001	Toledo	INT	10-11	5.78	28	27	2	0	0	151.0	203	111	97	22	73	72	14	1
2002	Toledo	INT	11-10	4.72	26	26	5	3	0	158.1	196	94	83	11	38	87	9	2
	DETROIT	AL	0-3	9.00	3	3	0	0	0	14.0	19	16	14	4	3	7	1	0
2003	Toledo	INT	11-6	3.02	21	20	2	1	0	128.0	129	53	43	5	30	58	4	0
	DETROIT	AL	1-1	7.12	11	4	0	0	0	30.1	37	24	24	4	12	8	1	0
2004	Toledo	INT	7-11	5.29	22	22	1	1	0	132.2	154	86	78	14	34	86	3	0
2005			INJURED - DID NOT PITCH															
2006	Omaha	PCL	2-5	6.46	31	0	0	0	2	54.1	74	48	39	2	15	23	3	0

LUMRY, Worth

BORN: 2-2-83 in Bellevue, WA

BATS: Left THROWS: Left HEIGHT: 6-3 WEIGHT: 210

RESIDENCE: Bellevue, WA

ACQUIRED: Mariners' 46th round selection in the 2005 June draft; signed by Mariners scout Phil Geisler.

Rufus Worth Lumry...graduated from Bellevue Christian in June, 2001...graduated from Princeton University in 2005...**2005:** began pro career with Peoria, appearing in 16 games in relief...picked up wins in back-to-back appearances, July 12 and 17...**2006:** missed entire season after having surgery to repair torn rotator cuff in his right shoulder.

PLAYING RECORD

YEAR	CLUB	LG	W-L	ERA	G	GS	CG	SHO	SV	IP	H	R	ER	HR	BB	SO	WP	BK
2005	Peoria	Ariz	2-1	6.66	16	0	0	0	0	25.2	34	21	19	0	15	7	0	0
2006			Injured - Did Not Play															

MACKINTOSH, Jason

BORN: 7-2-80 in Salt Lake City, UT

BATS: Right THROWS: Right HEIGHT: 6-0 WEIGHT: 205

RESIDENCE: South Weber, UT

ACQUIRED: Signed as a minor league free agent February 2, 2004; signed by Mariners scout Greg Whitworth.

Jason Linnea Mackintosh...originally signed by the Indians as a non-drafted free agent

MACKINTOSH (continued)

on Aug. 6, 2001...released by Cleveland on March 16, 2002...**2001**: began pro career with Mahoning Valley...appeared in six games, one start...**2002**: did not play...**2003**: did not play...**2004**: spent season with Wisconsin, appearing in 33 games, 20 starts...did not allow an earned run in nine games (12 IP), April 13-May 10...struck out a season-high 10 batters twice (June 16 at Dayton and June 29 vs. Dayton)...tossed 7.0 scoreless innings and struck out 10 to pick up the win on June 29 vs. Dayton...won four consecutive decisions, July 16-Aug. 10...**2005**: spent season with Inland Empire, appearing in 29 games, 28 starts...led all Mariners farmhands and was 3rd in the California League with 141 strikeouts...struck out a season-high nine batters five times...went 3-0 with a 2.45 ERA and 36 strikeouts in six starts in May...had two three game win streaks, May 2-18 and July 22-Aug. 7...tossed 9.0-inning complete game allowing only one run on five hits while striking out four on July 11 at San Jose...allowed two runs or less in 15 of 29 games...member of the California League All-Star team...named Inland Empire's Most Valuable Pitcher by the Seattle Mariners...**2006**: spent season with San Antonio, appearing in 36 games, 11 starts...went 2-2 with a 2.21 ERA in 25 relief appearances and 2-3 with a 4.19 ERA in 11 games as a starter...had a three-game win streak, April 18-May 23...did not allow a run in nine consecutive appearances (8.1 IP), July 6-25...recorded a season-high nine consecutive scoreless innings, Aug. 8-25...struck out a season-high five batters in 5.0 innings of work on Aug. 28 at Frisco...went 3-1 with a 2.83 ERA in 19 games at home, compared to 1-4 with a 4.03 ERA in 17 games on the road...named to the Texas League all-star team.

PLAYING RECORD

YEAR	CLUB	LG	W-L	ERA	G	GS	CG	SHO	SV	IP	H	R	ER	HR	BB	SO	WP	BK
2001	Mahoning Vly	NYP	1-1	7.43	6	1	0	0	0	13.1	20	13	11	0	2	14	4	0
2002																		
2003																		
2004	Wisconsin	Mid	6-8	4.04	33	20	1	0	0	149.1	137	86	67	18	44	139	10	0
2005	Inland Empire	Cal	10-11	4.26	29	28	1	0	0	179.2	206	97	85	12	57	141	8	1
2006	San Antonio	Tex	4-5	3.38	36	11	0	0	0	98.2	97	44	37	8	34	59	6	0

MARQUEZ, Miguel

RHP

BORN: 10-28-87 in Merida, VZ

BATS: Right **THROWS:** Right **HEIGHT:** 6-3 **WEIGHT:** 180

RESIDENCE: Merida, VZ

ACQUIRED: Signed as a non-drafted free agent July 8, 2004; signed by Mariners scouts Bob Engle and Emilio Carrasquel.

Miguel Areangel Marquez...graduated from Escuela Tenica Deportivo in July, 2004...**2004**: participated in the Arizona Instructional League...**2005**: spent season with Peoria, appearing in 12 games, five starts...struck out a season-high nine batters on Aug. 21 vs. the Padres...won back-to-back starts in final two starts on Aug. 21 and 26...**2006**: played for Aguirre in the Venezuelan Summer League...went 4-3 with one save and a 1.91 ERA (12 ER, 56.2 IP) with 53 strikeouts in 15 games, 12 starts...tossed 16.0 consecutive scoreless innings, May 15-26...struck out a season-high eight batters in 5.0 innings on May 20...participated in the Mariners 2006 Arizona Instructional League.

PLAYING RECORD

YEAR	CLUB	LG	W-L	ERA	G	GS	CG	SHO	SV	IP	H	R	ER	HR	BB	SO	WP	BK
2005	Peoria	Ariz	2-2	7.38	12	5	0	0	0	50.0	70	54	41	3	22	49	11	0

MARTE, Augusto

OF

BORN: 8-17-89 in Azua, DR

BATS: Right **THROWS:** Right **HEIGHT:** 6-4 **WEIGHT:** 180

RESIDENCE: Azua, DR

ACQUIRED: Signed as a non-drafted free agent October 26, 2006; signed by Mariners scouts Bob Engle and Patrick Guerrero.

Augusto Marte...is under contract for the 2007 season.

MARTINEZ, Fray

IF**BORN:** 5-20-89 in Santiago, DR**BATS:** Right **THROWS:** Right **HEIGHT:** 6-3 **WEIGHT:** 170**RESIDENCE:** Santiago, DR**ACQUIRED:** Signed as a non-drafted free agent September 1, 2005; signed by Mariners scout Patrick Guerrero.Fray Felix Martinez...**2006:** played for Aguirre in the Venezuelan Summer League, hitting .183 (11x60) in 28 games.

MARTINEZ, Mario

OF**BORN:** 11-13-89 in Barquisimeto, Lara, VZ**BATS:** Right **THROWS:** Right **HEIGHT:** 6-3 **WEIGHT:** 170**RESIDENCE:** Barquisimeto, Lara, VZ**ACQUIRED:** Signed as a non-drafted free agent July 3, 2006; signed by Mariners scouts Bob Engle and Emilio Carrasquel.Mario Oyar Martinez...attended Aquiles Mazoa...**2006:** participated in the Mariners Arizona Instructional League.

MARTINEZ, Roman

RHP**BORN:** 8-9-84 in Puerto Plata, DR**BATS:** Right **THROWS:** Right **HEIGHT:** 6-3 **WEIGHT:** 160**RESIDENCE:** Puerto Plata, DR**ACQUIRED:** Signed as a non-drafted free agent February 19, 2001; signed by Mariners scout Patrick Guerrero.

Roman P. Martinez...**2001:** pitched in 15 games, 6 starts, in the Dominican Summer League...**2002:** went 3-1 with a 2.37 ERA (49.1 IP, 13 ER)...pitched in the Dominican Summer League...**2003:** made 12 relief appearances with Peoria...participated in the Mariners 2003 Arizona Instructional League...**2004:** began season with Peoria, appearing in 10 games, one start...named Peoria's Most Valuable Pitcher by the Seattle Mariners...transferred to Inland Empire on Aug. 12, appearing in one game in relief...transferred to Everett on Aug. 17, making five relief appearances...placed on the suspended list, Aug. 18-21...**2005:** started season with Wisconsin...tossed 4.0 innings allowing only two runs on four hits while striking out seven, but picked up the loss on April 21 vs. Burlington...held lefties to a .177 average, compared to a .322 average vs. right-handers...on the disabled list with a left wrist fracture, May 23-June 23...transferred to Everett on July 16...picked up only win of the season tossing 3.2 scoreless innings allowing only two hit on July 25 vs. Eugene...struck out seven batters on Sept. 2 at Salem-Keizer...tossed season-high 6.0 innings allowing one run on two hits while striking out six in final start of the season on Sept. 7 at Eugene...**2006:** spent season with Wisconsin...limited opponents to a .224 average, including a .156 clip vs. lefties...recorded first career save on June 5 vs. Clinton, tossing a scoreless ninth inning...struck out a season-high four batters, three times...lost four consecutive decisions, June 10-July 10...went 1-1 with a save and a 2.10 ERA in 19 games at home, compared to 1-5 with a 6.55 ERA in 16 games on the road.

PLAYING RECORD

YEAR	CLUB	LG	W-L	ERA	G	GS	CG	SHD	SV	IP	H	R	ER	HR	BB	SO	WP	BK
2003	Peoria	Ariz	0-1	6.86	12	0	0	0	0	21.0	34	20	16	1	12	24	7	0
2004	Peoria	Ariz	2-1	5.82	10	1	0	0	0	21.2	27	20	14	0	10	21	1	0
	Inland Empire	Cal	0-0	0.00	1	0	0	0	0	1.0	1	0	0	0	1	1	0	0
	Everett	Nwst	0-0	2.45	5	0	0	0	0	7.1	9	4	2	1	2	5	1	0
2005	Wisconsin	Mid	0-2	3.66	19	1	0	0	0	39.1	39	20	16	3	17	29	2	0
	Everett	Nwst	1-2	4.86	13	4	0	0	0	33.1	32	19	18	4	17	27	5	0
2006	Wisconsin	Mid	2-6	3.98	35	1	0	0	1	52.0	45	28	23	2	12	49	4	0

MATEO, Alfredo

IF**BORN:** 9-12-87 in Ocoa, DR**BATS:** Both **THROWS:** Right **HEIGHT:** 6-3 **WEIGHT:** 180**RESIDENCE:** Ocoa, DR**ACQUIRED:** Signed as a non-drafted free agent April 15, 2005; signed by Mariners scout Bob Engle and Patrick Guerrero.Alfredo Mateo...**2005:** played in the Dominican Summer League, hitting .210 (35x167)

MATEO (continued)

in 58 games...**2006**: spent second season in the Dominican Summer League, hitting .232 (49x211) in 60 games...participated in the Mariners Arizona Instructional League.

MCCONNELL, Brandon

RHP**BORN**: 2-8-85 in Paradise, CA**BATS**: Right **THROWS**: Right **HEIGHT**: 6-4 **WEIGHT**: 215**RESIDENCE**: Reading, CA**ACQUIRED**: Signed as a minor league free agent on January 3, 2007.

Brandon David McConnell...graduated from Foothill High School in Palo Cedro, CA in June, 2003...**2003**: began pro career with the GCL Twins...appeared in 11 games, including nine starts...T2nd on the club in strikeouts and was 3rd in innings pitched...picked up first win in first career start on June 24 against the Orioles, tossing 3.0 innings in relief...struck out a season-high six batters in 5.0 innings on Aug. 19 vs. the Reds...**2004**: on the disabled list for the season after having surgery to repair a torn labrum in right shoulder...**2005**: made 11 starts with the GCL Twins...led league in innings pitched (63.0)...won three consecutive starts, July 4-16...allowed three or less earned runs in nine of 11 starts...struck out a season-high eight batters in 6.0 innings on July 22 vs. the Reds...**2006**: spent season with Elizabethtown...made only start of the season on July 2 vs. Johnson City, allowing two runs on six hits in 4.0 innings, but did not factor in on the decision.

PLAYING RECORD

YEAR	CLUB	LG	W-L	ERA	G	GS	CG	SHO	SV	IP	H	R	ER	HR	BB	SO	WP	BK	
2003	Twins	GCL	3-3	4.60	11	9	0	0	0	43.0	53	31	22	2	22	40	6	1	
2004			INJURED - DID NOT PITCH																
2005	Twins	GCL	5-4	4.14	11	11	1	0	0	63.0	76	33	29	4	12	39	3	0	
2006	Elizabethtown	Appy	1-1	7.30	20	1	0	0	0	37.0	47	33	30	3	12	33	8	0	

MEDINA, Yoervis

RHP**BORN**: 7-27-88 in Puerto Cabello, VZ**BATS**: Right **THROWS**: Right **HEIGHT**: 6-3 **WEIGHT**: 210**RESIDENCE**: Moron, VZ**ACQUIRED**: Signed as a non-drafted free agent on July 25, 2005; signed by Mariners scout Pedro Avila.

Yoervis Jose Medina...attended Ambrosio Plaza in Carabobo...**2006**: played for Aguirre in the Venezuelan Summer League, going 3-4 with a save and a 3.60 ERA in 17 games, four starts.

MENCHACA, Eriberto

IF**BORN**: 2-7-81 in El Paso, TX**BATS**: Right **THROWS**: Right **HEIGHT**: 6-0 **WEIGHT**: 195**RESIDENCE**: Phoenix, AZ**ACQUIRED**: Signed as a non-drafted free agent June 24, 2001; signed by Mariners scout Rodney Davis.

Eriberto Menchaca...attended South Mountain Community College in Phoenix, AZ...**2001**: began pro career with Peoria Mariners...hit safely in his first 13 games with a plate appearance, June 29-July 16, going 18x49 (.367) during that span...**2002**: played season with five teams, but spent majority of season with Wisconsin...appeared in 6 games apiece with San Antonio, Tacoma and Everett to begin the year...after hitting .289 in 11 games with San Bernardino, transferred to Wisconsin July 11...hit safely in 23 of his first 28 games with the Timber Rattlers...**2003**: appeared in 116 games with Inland Empire...hit .300 (15x50) in 16 games in May...had a season-high three-hit game Aug. 10...committed only 12 errors in 405 total chances (.970 fielding percentage) in 112 games at shortstop...threw two 2.0 scoreless innings in emergency relief on June 1...named Inland Empire's Most Valuable Player by the Seattle Mariners...**2004**: spent entire season with San Antonio, appearing in 125 games...had season-high 11-game hit streak, hitting .361 (13x36), June 3-14...recorded 17 multi-hit games, including three three-hit games...**2005**: spent second season with San Antonio...went 1x4 with a run and a season-high three RBI on May 2 at Springfield...recorded season-high three hits on June 5 at Wichita...hit .290

MENCHACA (continued)

(9x31) in 12 games in Aug...hit .319 (23x72) vs. lefties, compared to .182 (28x154) vs. right-handers...**2006**: spent season on the temporarily inactive list.

PLAYING RECORD

YEAR	CLUB	LG	AVG.	G	AB	R	H	2B	3B	HR	RBI	SH	SF	HB	BB	SO	SB-CS	E	OBP
2001	Peoria	Ariz	.271	49	170	30	46	7	2	0	18	4	3	2	8	29	1-0	17	.306
	Everett	Nwst	.000	3	5	1	0	0	0	0	0	0	0	1	1	1	1-0	0	.286
2002	San Antonio	Tex	.273	6	22	0	6	0	0	0	2	0	0	0	5	0-0	1	.273	
	Tacoma	PCL	.118	6	17	2	2	0	0	0	2	0	0	0	1	1	0-0	3	.167
	Everett	Nwst	.182	6	22	3	4	0	0	0	3	1	0	0	3	3	1-0	0	.280
	San Bernardino	Cal	.289	11	38	5	11	1	0	0	9	2	0	1	2	10	1-0	0	.341
2003	Wisconsin	Mid	.206	50	199	21	41	4	2	0	19	1	2	1	13	29	2-2	4	.256
	Inland Empire	Cal	.230	116	331	28	76	8	2	0	33	10	7	4	16	60	3-1	12	.268
2004	San Antonio	Tex	.212	125	419	43	89	19	2	0	33	8	2	5	18	83	7-3	13	.252
2005	San Antonio	Tex	.226	71	226	23	51	5	0	0	9	6	0	1	14	47	4-4	8	.274
2006																			Did Not Play

MENDEZ, Joel

OF

BORN: 5-7-88 in Estebania, DR

BATS: Right **THROWS:** Right **HEIGHT:** 6-3 **WEIGHT:** 175

RESIDENCE: Azua, DR

ACQUIRED: Signed as a non-drafted free agent December 19, 2004; signed by Mariners scouts Bob Engle and Patrick Guerrero.

Joel Mendez...**2005**: played in the Dominican Summer League, hitting .300 (12x40) in 30 games...**2006**: spent second season in the Dominican Summer League, hitting .281 (45x160) in 51 games.

MENDEZ, Maximo

OF

BORN: 11-24-86 in Neyba, DR

BATS: Left **THROWS:** Left **HEIGHT:** 6-2 **WEIGHT:** 150

RESIDENCE: Villa Mella, DR

ACQUIRED: Signed as a non-drafted free agent April 11, 2004; signed by Mariners scouts Patrick Guerrero and Bob Engle.

Maximo Lauren Mendez...**2004**: participated in the Dominican Summer League, hitting .241 (13x54) in 36 games...**2005**: spent second season in the Dominican Summer League, hitting .268 (42x157) with 32 runs scored, six doubles, seven home runs, 24 RBI and nine stolen bases in 56 games...**2006**: finished third season in the Dominican Summer League, hitting .225 (40x178) with 24 stolen bases in 62 games.

MENESES, Alex

IF

BORN: 12-21-83 in Miami, FL

BATS: Right **THROWS:** Right **HEIGHT:** 5-10 **WEIGHT:** 185

RESIDENCE: Miami, FL

ACQUIRED: Mariners' 35th round pick in the 2006 June draft; signed by Mariners scout Mike Tosar.

Alex Meneses...graduated from Christopher Columbus High School in May, 2002... graduated from Barry University (FL) in May, 2006... is the only freshman in school history to post a .400 batting average and led the team in hitting in three of his four seasons...**2006**: began pro career with Peoria, hitting safely in eight of nine games...recorded four two-hit games...scored a season-high three runs on July 3 at the Giants...promoted to Inland Empire on July 26...recorded season-high seven-game hit streak, hitting .423 (11x26), Aug. 2-10...had season-high three hits on Aug. 5 at Modesto.

PLAYING RECORD

YEAR	CLUB	LG	AVG.	G	AB	R	H	2B	3B	HR	RBI	SH	SF	HB	BB	SO	SB-CS	E	OBP
2006	Peoria	Ariz	.387	9	31	10	12	1	0	0	3	1	0	0	6	5	2-3	2	.486
	Inland Empire	Cal	.270	32	115	11	31	4	0	0	7	2	0	2	17	23	1-2	9	.373

MERCEDES, Bruno

RHP**BORN:** 10-6-88 in La Victoria, Villa Mella, VZ**BATS:** Right **THROWS:** Right **HEIGHT:** 6-3 **WEIGHT:** 170**RESIDENCE:** La Victoria, Villa Mella, VZ**ACQUIRED:** Signed as a non-drafted free agent July 22, 2005; signed by Mariners scouts Patrick Guerrero and Bob Engle.Bruno Mercedes...**2006:** played in the Dominican Summer League, going 6-3 with a 2.72 ERA in 11 starts.

MERCEDES, Hector

C**BORN:** 11-10-87 in Santo Domingo, DR**BATS:** Right **THROWS:** Right **HEIGHT:** 6-1 **WEIGHT:** 200**RESIDENCE:** Santo Domingo, DR**ACQUIRED:** Signed as a non-drafted free agent September 3, 2005; signed by Mariners scouts Patrick Guerrero.Hector Alexis Mercedes...**2006:** participated in the Dominican Summer League, hitting .224 (35x156) in 53 games.

MICKOLIO, Kam

RHP**BORN:** 5-10-84 in Wolf Point, MT**BATS:** Right **THROWS:** Right **HEIGHT:** 6-9 **WEIGHT:** 256**RESIDENCE:** Bozeman, MT**ACQUIRED:** Mariners' 18th round pick in the 2006 June draft; signed by Mariners scout Phil Geisler.Kameron Kraig Mickolio...graduated from Bozeman High School in June, 2002...attended the College of Eastern (UT)...drafted in the 46th round by St. Louis in 2003, but did not sign...graduated from Utah Valley State College in May, 2006...named 2006 Division I All-Independent Baseball second-team...named Division I All-Independent Pitcher of the Week, April 25, 2006...**2006:** began pro career with Everett...allowed no earned runs in 17 of his 21 appearances, including a season-high 8.1 innings without an earned run, Aug. 13-Sept. 6...picked up only win of the season, tossing 3.0 scoreless innings on Aug. 6 at Tri-City...limited opponents to a .264 average...went four-for-five in save opportunities...participated in the Mariners 2006 Arizona Instructional League.

PLAYING RECORD

YEAR	CLUB	LG	W-L	ERA	G	GS	CG	SHO	SV	IP	H	R	ER	HR	BB	SO	WP	BK
2006	Everett	Nwst	1-0	2.78	21	0	0	0	4	32.1	34	14	10	1	7	26	3	1

MINAKER, Chris

IF**BORN:** 3-24-84 in Seattle, WA**BATS:** Right **THROWS:** Right **HEIGHT:** 6-0 **WEIGHT:** 195**RESIDENCE:** Lynwood, WA**ACQUIRED:** Mariners' 10th round pick in the 2006 June draft; signed by Mariners scout Mike Tosar.Christopher M. Minaker...graduated from Edmonds-Woodway in May, 2002...member of school's Hall of Fame...a three-year letter winner in both baseball and tennis...named the 2002 Player of the Year by the Everett Herald...earned 2002 First Team All-State honors as an infielder...three-time First Team All-Wesco League infielder (2000, '01, '02) and 2002 First Team All-Area shortstop...selected 2001 First Team All-Wesco League in tennis and finished 9th in the state doubles tournament...named a 2002 Edmonds School District Scholar-Athlete...graduated from Stanford University in June, 2006...named First Team All-Pac-10 as a senior and First Team Pac-10 All-Academic honors in each of his final three campaigns, as well as the NCAA Austin Regional Most Outstanding Player as a senior...ranked as the No. 41 senior on *Baseball America's* 2006 list of Top College Prospects in the nation...was listed on the 2006 Wallace Award Watch List for the College Baseball Foundation's honor recognizing the top player in college baseball... **2006:** began pro career with Everett...hit .481 (13x27) during a six-game hitting streak, July 8-14...hit first career home run on July 13 at Spokane...promoted to Wisconsin on July 20...recorded 14 multi-hit games including two four-hit games and four three-hit games...hit .370 (30x81)

MINAKER (continued)

in 20 games at home compared to .259 (21x81) in 20 games on the road...hit .300 (10x30) during six-game hit streak, Aug. 1-6...hit .353 (36x102) with 10 runs scored, seven doubles, three home runs and 13 RBI in 24 games in the month of Aug...recorded back-to-back season-high four-hit games on Aug. 14-15...recorded 10 hits in 10 consecutive at-bats, including hits in seven consecutive plate appearances, Aug. 13-15...participated in the Mariners Arizona Instructional League.

PLAYING RECORD

YEAR	CLUB	LG	AVG.	G	AB	R	H	2B	3B	HR	RBI	SH	SF	HB	BB	SO	SB-CS	E	OBP
2006	Everett	Nwst	.289	19	83	11	24	6	1	1	9	0	0	1	2	7	2-1	4	.314
	Wisconsin	Mid	.315	40	162	15	71	10	0	4	17	1	2	0	13	21	4-2	4	.362

MONTRUM, Kervin

LHP

BORN: 6-3-88 in El Sombrero, VZ

BATS: Left **THROWS:** Left **HEIGHT:** 5-11 **WEIGHT:** 175

RESIDENCE: El Sombrero, VZ

ACQUIRED: Signed as a non-drafted free agent July 7, 2004; signed by Mariners scouts Luis Martinez and Emilio Carrasquel.

Kervin Voldemar Montrum...2005: played for Aguirre in the Venezuelan Summer League...went 3-1 with a 2.16 in 12 games, 10 starts...struck out 54 batters in 50.0 innings of work...2006: spent second season with Aguirre in the Venezuelan Summer League, going 1-2 with a 1.59 in 7 games, three starts.

MONZON, Erick

IF

BORN: 11-30-81 in San Juan, Puerto Rico

BATS: Right **THROWS:** Right **HEIGHT:** 6-0 **WEIGHT:** 190

RESIDENCE: Carolina, Puerto Rico

ACQUIRED: Signed as a non-drafted free agent May 22, 2004; signed by Mariners scout Mark Leavitt.

Erick Joel Monzon...graduated from Colegio Nuestra De Lourdes (PR) in May, 1999...graduated from Saint Petersburg College (FL) in Dec., 2001...graduated from the University of Tampa (FL) in May, 2004...2004: began pro career with Peoria, appearing in three games...promoted to Inland Empire on June 25...had season-high 10-game hit streak, hitting .421 (16x38), July 18-Aug. 3...recorded a season-high five hits and scored a season-high four runs on Aug 6 vs. Visalia...hit .379 (25x66) with 15 runs scored, seven extra-base hits and 12 RBI in Aug...had two multi-home run games (July 26 vs. High Desert and Aug. 1 vs. Stockton)...on the disabled list, Aug. 23-Sept. 17, with a strain left knee...played with Mayaguez in the Puerto Rican Winter League...2005: spent season with Inland Empire...had season-high 11-game hit streak, hitting .467 (21x45), including a six-game stretch hitting .692 (18x26), April 29-June 4...on the disabled list with a torn right hamstring, June 15-July 5...went 3x5 with four runs scored, two home runs and a career-high six RBI on July 29 at Round Rock...went 5x6 with four runs scored, a double, two home runs and three RBI on Aug. 3 at Lancaster...hit safely in 9 of 11 games, hitting .500 (24x48) with 12 runs, seven doubles, four home runs and 13 RBI, July 27-Aug. 9...hit .333 (25x75) in 21 games in Aug...2006: started season with Inland Empire, hitting safely in 24 of 34 games...recorded a season-high four-hit game on April 13 vs. Lancaster...had two six-game hit streak, April 20-29 and May 5-13...promoted to San Antonio on May 20...hit .280 (23x82) in 22 games in June...transferred to Tacoma on July 4 and back to San Antonio on July 12...recorded season-high seven-game hit streak, hitting .357 (10x28), July 29-Aug. 6.

PLAYING RECORD

YEAR	CLUB	LG	AVG.	G	AB	R	H	2B	3B	HR	RBI	SH	SF	HB	BB	SO	SB-CS	E	OBP
2004	Peoria	Ariz	.417	3	12	3	5	0	0	0	3	0	0	0	0	4	0-0	0	.417
	Inland Empire	Cal	.339	20	115	24	39	6	1	7	18	1	2	4	5	28	4-1	6	.381
2005	Inland Empire	Cal	.271	94	350	53	95	25	2	13	49	1	3	3	35	80	7-1	16	.340
2006	Inland Empire	Cal	.262	34	130	15	34	5	3	2	18	0	1	0	14	25	3-1	5	.331
	San Antonio	Tex	.245	78	269	32	66	17	2	3	29	2	3	2	25	48	9-0	14	.311
	Tacoma	PCL	.200	2	5	2	1	0	0	0	1	1	0	0	1	3	0-0	0	.333

MOORE, Adam

C**BORN:** 5-8-84 in Longview, TX**BATS:** Right **THROWS:** Right **HEIGHT:** 6-3 **WEIGHT:** 220**RESIDENCE:** Mineola, TX**ACQUIRED:** Mariners' 6th round pick in the 2006 June draft; signed by Mariners scout Mark Lummas.

Adam Ross Moore...graduated from Mineola High School in June, 2002...three-time all-state selection...hit .517 with a school-record 18 home runs, 49 RBI and 42 runs as a senior...selected to the Texas High School Baseball Coaches Association 3A all-state team as a senior...named district MVP as a junior and senior...also earned first team all-district honors as a quarterback and was named team MVP on the hardwood as a senior...played his junior college baseball at Northeast Texas Community College...rated as one of the nation's top catchers at NTCC...earned first team all-Texas Eastern Athletic Conference honors in two seasons...earned Collegiate Baseball magazine national player of the week honors...selected to play in the Texas/New Mexico JUCO All-Start Game as a junior...redshirted at University of Nebraska in 2005...attended University of Texas at Arlington...named the 2006 Southland Conference Newcomer of the Year and first team all-SLC selection...**2006:** started pro career with Everett, hitting safely in 12 of 16 games...hit .500 (13x26) during six-game hitting streak, June 22-June 27...promoted to Wisconsin on July 8...recorded season-high eight-game hit streak, hitting .419 (13x31), July 27-Aug. 6...recorded home runs in back-to-back games Aug. 5-6, including first career home run on Aug. 5 vs. Beloit...recorded season-high five hits on Aug. 18 at Dayton...hit .294 (25x85) with 12 runs, five doubles, six home runs and 14 RBI in 23 game in Aug...participated in the Mariners Arizona Instructional League.

PLAYING RECORD

YEAR	CLUB	LG	AVG.	G	AB	R	H	2B	3B	HR	RBI	SH	SF	HB	BB	SO	SB-CS	E	OBP
2006	Everett	Nwst	.317	16	63	8	20	9	0	0	9	0	0	1	2	10	0-0	1	.348
	Wisconsin	Mid	.267	44	165	21	44	6	0	7	24	0	2	6	14	38	0-0	2	.342

MORLA, Ramon

IF**BORN:** 11-20-89 in Ramon Satana, Savpedro, DR**BATS:** Right **THROWS:** Right **HEIGHT:** 6-1 **WEIGHT:** 170**RESIDENCE:** San Pedro Macoris, DR**ACQUIRED:** Signed as a non-drafted free agent July 12, 2006; signed by Mariners scout Patrick Guerrero.

Ramon Antonio Morla...is under contract for the 2007 season.

MORROW, Brandon

RHP

Can be found in the invited players section of the media guide.

MOVIEL, Greg

LHP**BORN:** 12-19-84 in Cleveland, OH**BATS:** Left **THROWS:** Left **HEIGHT:** 6-6 **WEIGHT:** 220**RESIDENCE:** Berea, OH**ACQUIRED:** Mariners' 26th round pick in the 2006 June draft; signed by Mariners scout Ron Tostenson.

Gregory E. Moviel...attended Vanderbilt University...graduated from St. Ignatius in June, 2002...two-time Plain Dealer Player of the Year...brother Paul is currently pitching in the Tampa Bay organization...**2006:** participated in the Mariners Arizona Instructional League.

NAVA, Jessie

RHP**BORN:** 9-18-87 in Maracaibo, VZ**BATS:** Right **THROWS:** Right **HEIGHT:** 6-3 **WEIGHT:** 165**RESIDENCE:** Maracaibo, VZ**ACQUIRED:** Signed as a non-drafted free agent September 6, 2005; signed by Mariners scouts Fernando Soto and Emilio Carrasquel.

Jessie Alexander Nava...graduated from Unidad Maria Auxiliadora in July, 2005...**2006:** played for Aguirre in the Venezuelan Summer League, going 3-2 with two saves and a 3.04 ERA in 14 relief appearances...limited opponents to a .217.

NELSON, Jon

IF

BORN: 1-16-80 in Provo, UT

BATS: Right THROWS: Right HEIGHT: 6-5 WEIGHT: 215

RESIDENCE: Orem, UT

ACQUIRED: Mariners' 26th round pick in the 2001 June draft; signed by Mariners scout Rodney Davis.

Jonathan Reed Nelson...graduated from Timpanogos High School in Utah in 1998...attended Dixie College in Saint George, UT...**2001:** participated in the Mariners Arizona Instructional League...**2002:** named Everett's Most Valuable Player by Mariners organization, his first pro season...led Northwest League with 17 home runs and 64 RBI...went 5x5 with a home run and five RBI on June 30 at Eugene...named NWL Player of the Week for June 24-30 after going 11x28 with three home runs...homered six times over 8 games, July 11-17...had career-high six RBI vs. Yakima July 25...named Topps Player of the Month for July with 8 home runs and 28 RBI in 27 games...named to the Northwest League All-Star Team...participated in the Mariners Arizona Instructional League...**2003:** spent season with Wisconsin...named Midwest League Hitter of the Week twice (June 30-July 5 & July 27-Aug. 2)...tied for league lead with 38 doubles and was 3rd in RBI (91) and extra-base hits (56)...hit grand slam July 30, going 3x5 with a double and four RBI...had 10-game hitting streak, Aug. 22-31 (14x44)...participated in the Mariners 2003 Arizona Instructional League...**2004:** set career highs nearly every offensive categories with Inland Empire...finished 4th in the league with 95 RBI...had season-high nine-game hit streak, hitting .447 (17x38), April 25-May 3...scored a season-high four runs on May 10 vs. High Desert...recorded 44 multi-hit games, including two four-hit games and 15 three-hit games...hit .368 (49x133) vs. lefties...hit .318 (56x176) with 74 RBI with runners in scoring position...on the suspended list, Aug. 19-22...named Inland Empire's Most Valuable Player by the Seattle organization...**2005:** spent season with San Antonio...went 2x4 with two runs, two home runs and four RBI on April 23 vs. Midland...had season-high nine-game hit streak, hitting .333 (12x36) with six runs four extra-base hits and 11 RBI, May 6-15...placed on the disabled list with a fractured left hand on May 27...on rehab assignment with Peoria, appearing in three games, June 27-July 1...hit .370 (10x27) during eight-game hitting streak, Aug. 2-12...hit three home runs in five games, Aug. 5-10...**2006:** started season with San Antonio...hit .333 (13x39) vs. lefties, compared to .218 (27x124) vs. right-handers...promoted to Tacoma on June 9...went 3x4 with two runs a double, two home runs and five RBI on June 11 at Las Vegas...hit .333 (9x27) during season-high seven-game hit streak, July 22-29...recorded 22 multi-hit games, including a season-high four hits on July 31 vs. Oklahoma...went 3x5 with three runs scored, two home runs and five RBI on Aug. 30 vs. Salt Lake...played for Aguilas del Zulia in the Venezuelan Winter League.

PLAYING RECORD

YEAR	CLUB	LG	AVG.	G	AB	R	H	2B	3B	HR	RBI	SH	SF	HB	BB	SO	SB-CS	E	OBP
2002	Everett	Nwst	.234	66	274	37	64	8	0	17	64	0	2	8	14	96	4-1	7	.289
2003	Wisconsin	Mid	.264	134	537	71	124	38	2	16	91	0	5	7	16	168	13-3	21	.292
2004	Inland Empire	Cal	.303	123	499	83	151	30	5	19	95	0	3	11	25	154	26-11	9	.348
2005	San Antonio	Tex	.235	98	375	44	88	12	7	15	62	0	5	3	15	129	10-9	6	.266
	Peoria#	Ariz	.273	3	11	2	3	0	1	0	3	0	1	1	1	3	0-0	0	.357
2006	San Antonio	Tex	.245	45	163	23	40	10	1	5	18	0	0	5	6	54	3-1	2	.293
	Tacoma	PCL	.284	74	271	43	77	15	4	14	46	0	1	8	12	83	3-3	5	.332

NESBITT, Greg

LHP

BORN: 3-6-83 in Victorville, CA

BATS: Left THROWS: Left HEIGHT: 6-3 WEIGHT: 195

RESIDENCE: Drumore, PA

ACQUIRED: Mariners' 29th round pick in the 2006 June draft; signed by Mariners scout Rob Mummau.

Gregory Scott Nesbitt...graduated from Solanco High School in June, 2001...graduated from James Madison University in May, 2006...**2006:** began pro career with Everett, appearing in nine games, four starts...went 1-1 with a 3.79 ERA (8 ER, 19.0 IP) as a starter, June 23-July 8...struck out a season-high six batters twice (June 23 and July 3).

PLAYING RECORD

YEAR	CLUB	LG	W-L	ERA	G	GS	CG	SHO	SV	IP	H	R	ER	HR	BB	SO	WP	BK
2006	Everett	Nwst	1-1	5.47	9	4	0	0	0	24.2	32	20	15	3	3	24	2	0

NUNEZ, Israel

C**BORN:** 9-1-85 in Mexico City, Mexico**BATS:** Right **THROWS:** Right **HEIGHT:** 6-1 **WEIGHT:** 200**RESIDENCE:** Nezahualcoytl, Edo. Mexico**ACQUIRED:** Signed as a non-drafted free agent on April 15, 2005; signed by Mariners scout Matt Stark.Francisco Israel Nunez...**2005:** played in the Dominican Summer League, hitting .247 (20x81) in 32 games...**2006:** played in the Venezuelan Summer League.

NUNEZ, Luis

IF**BORN:** 12-31-86 in Santo Domingo, DR**BATS:** Right **THROWS:** Right **HEIGHT:** 6-0 **WEIGHT:** 170**RESIDENCE:** Santo Domingo, DR**ACQUIRED:** Signed as a non-drafted free agent on January 12, 2005; signed by Mariners scouts Patrick Guerrero and Bob Engle.Luis Daniel Nunez...**2005:** played in the Dominican Summer League, hitting .227 (17x75) in 32 games...**2006:** played in the Dominican Summer League...hit .326 (62x190) with 10 doubles, three triples, 22 RBI and 21 stolen bases in 55 games...participated in the Mariners Arizona Instructional League.

OLIVERO, Yovanny

RHP**BORN:** 3-5-88 in Maturin, VZ**BATS:** Right **THROWS:** Right **HEIGHT:** 6-2 **WEIGHT:** 176**RESIDENCE:** Maturin, VZ**OBTAINED:** Signed as a non-drafted free agent July 15, 2005; signed by Mariners scouts Luis Martinez and Emilio Carrasquel.Yovanny Jose Olivero...graduated from V.E. Diego Sifonte Sosa in Monagas in July, 2005...**2006:** played in the Venezuelan Summer League, appearing in 14 games, 12 starts...went 4-6 with a 2.18 ERA while striking out 48 in 70.1 innings.

OLIVEROS, Luis

C

Can be found in the invited players section of the media guide.

ORDONEZ, Rey

IF

Can be found in the invited players section of the media guide.

ORTA, Ricky

RHP**BORN:** 11-6-84 in Caracas, VZ**BATS:** Right **THROWS:** Right **HEIGHT:** 6-2 **WEIGHT:** 195**RESIDENCE:** Miami, FL**ACQUIRED:** Mariners' 4th round pick in the 2006 June draft; signed by Mariners scout Joe Bohringer.Enrique D. Orta...graduated from Florida Christian High School in May, 2003...earned Team MVP honors in each of his last three seasons...was a two-time first-team All-Dade selection and a second-team choice as a sophomore...attended the University of Miami...**2006:** began pro career with Everett...made two relief appearances before moving to the starting rotation on July 13...struck out a season-high eight batters in 5.0 innings on July 28 vs. Spokane...won back-to-back appearances twice (July 8-13 and Aug. 13-19)...tossed season-high 7.0 innings allowing two runs on four hits while striking out five on Sept. 4 at Vancouver...participated in the Mariners Arizona Instructional League.

PLAYING RECORD

YEAR	CLUB	LG	W-L	ERA	G	GS	CG	SHO	SV	IP	H	R	ER	HR	BB	SO	WP	BK
2006	Everett	Nwst	4-5	5.20	13	11	0	0	0	53.2	54	34	31	6	14	45	3	0

ORTIZ, Richard**LHP****BORN:** 11-26-87 in Esperanza, DR**BATS:** Left **THROWS:** Left **HEIGHT:** 6-2 **WEIGHT:** 185**RESIDENCE:** Esperanza, DR**ACQUIRED:** Signed as a non-drafted free agent September 2, 2004; signed by Mariners scouts Patrick Guerrero and Bob Engle.

Richard Antonio Ortiz...**2005:** participated in the Dominican Summer League, going 6-2 with a 2.44 ERA in 11 starts...held opponents to a .208 average (46x221) with 49 strikeouts in 59.0 innings...participated in 2005 Arizona Instructional League...**2006:** finished second season in the Dominican Summer League, going 4-2 with a 3.06 ERA in 13 games, 12 starts...struck out 62 and walked 27 while limiting opponents to a .247 average in 50.0 innings...participated in the Mariners Arizona Instructional League.

PAREDES, Edward**LHP****BORN:** 9-30-86 in Villa Arriva, DR**BATS:** Left **THROWS:** Left **HEIGHT:** 6-0 **WEIGHT:** 165**RESIDENCE:** Hatillo Palma, DR**ACQUIRED:** Signed as a non-drafted free agent May 12, 2005; signed by Mariners scouts Patrick Guerrero and Bob Engle.

Edward Miguel Paredes...**2005:** played in the Dominican Summer League, going 3-0 with a 2.02 ERA and one save in 12 games...**2006:** spent second season in the Dominican Summer League, going 3-3 with 14 saves and a 2.63 ERA in 24 games...struck out 45 and walked 19 while limiting opponents to a .147 average in 41.0 innings...participated in the Mariners Arizona Instructional League.

PARKER, Kyle**RHP****BORN:** 4-8-85 in Yakima, WA**BATS:** Right **THROWS:** Right **HEIGHT:** 6-3 **WEIGHT:** 195**RESIDENCE:** Yakima, WA**ACQUIRED:** Mariners' 24th round pick in the 2006 June draft; signed by Mariners scout Phil Geisler.

Terrance Kyle Parker...graduated from West Valley High School in June, 2003...earned three letters...named a 3A first-team All-State pitcher...team and league MVP as a senior, when he was also West Valley's spring athlete of the year...a top 50 prospect at the 2002 Area Code Games...attended the University of Washington...**2006:** began pro career with Peoria...allowed six earned run on June 28, but allowed only five runs over his final 24.0 innings...tossed 6.0 consecutive scoreless innings, July 13-20...picked up first career save, tossing 2.0 innings while striking out a season-high five batters on Aug. 11 at the Cubs...transferred to Tacoma, tossing 1.0 scoreless inning...participated in the Mariners Arizona Instructional League.

PLAYING RECORD

YEAR	CLUB	LG	W-L	ERA	G	GS	CG	SHO	SV	IP	H	R	ER	HR	BB	SO	WP	BK
2006	Peoria	Ariz	0-3	3.94	16	0	0	0	1	29.2	28	17	13	0	17	22	8	0
	Tacoma	PCL	0-0	0.00	1	0	0	0	0	1.0	0	0	0	0	0	0	0	0

PARQUE, JIM**RHP**

Can be found in the invited players section of the media guide.

PEGUERO, Carlos**OF****BORN:** 2-22-87 in Hondo Valle, DR**BATS:** Left **THROWS:** Left **HEIGHT:** 6-5 **WEIGHT:** 210**RESIDENCE:** Hondo Valle, DR**ACQUIRED:** Signed as a non-drafted free agent January 20, 2005; signed by Mariners scouts Patrick Guerrero and Bob Engle.

Carlos Angel Peguero...**2005:** played in the Dominican Summer League, hitting .251 (45x179) in 59 games...**2006:** started season with Peoria...lead the Arizona League with a .649 slugging percentage and finished T1st in home runs (7), T2nd in triple (7), 2nd in extra-base hits (24) and T9th in average (.313)...hit safely in 23 of 34 games...hit home runs in

PEGUERO (continued)

second at-bat of the season on June 23 at the Angels...went 3x4 with two runs, two home runs and two RBI on June 30 vs. the Angels...hit three home runs in a five game span, July 29-Aug. 2...recorded 11 multi-hit games, including three three-hit games and a season-high four hits on Aug. 1 vs. the Padres...had four games with season-high three RBI...promoted to Everett on Aug. 8...participated in the Mariners Arizona Instructional League.

PLAYING RECORD

YEAR	CLUB	LG	AVG.	G	AB	R	H	2B	3B	HR	RBI	SH	SF	HB	BB	SO	SB-CS	E	OBP
2006	Peoria	Ariz	.313	34	134	27	42	10	7	7	30	0	1	2	13	49	3-2	1	.380
	Everett	Nwst	.204	25	93	7	19	4	1	2	9	0	0	0	2	34	0-2	3	.221

PEGUERO, Luis

IF

BORN: 11-17-86 in Santo Domingo, DR

BATS: Right **THROWS:** Right **HEIGHT:** 6-2 **WEIGHT:** 160

RESIDENCE: Hondo Valle, DR

ACQUIRED: Signed as a non-drafted free agent May 20, 2004; signed by Mariners scouts Patrick Guerrero and Bob Engle.

Luis Ariel Peguero...**2004:** participated in the Dominican Summer League...**2005:** played in the Dominican Summer league for the second season, hitting .243 (17x70)... **2006:** spent third season in the Dominican Summer League...hit .252 (41x163) in 58 games.

PERDOMO, Jose

RHP

BORN: 4-12-90 in Boca Chica, DR

BATS: Right **THROWS:** Right **HEIGHT:** 6-4 **WEIGHT:** 180

RESIDENCE: Andres Boca Chica, DR

ACQUIRED: Signed as a non-drafted free agent November 7, 2006; signed by Mariners scouts Patrick Guerrero and Franklin Taveras.

Jose Miguel Perdomo...is under contract for the 2007 season.

PERISHO, Matt

RHP

Can be found in the invited players section of the media guide.

PETTIS, Marquis

LHP

BORN: 9-9-82 in San Leandro

BATS: Right **THROWS:** Right **HEIGHT:** 6-3 **WEIGHT:** 195

RESIDENCE: Antioch, CA

ACQUIRED: Signed as a non-drafted free agent on June 11, 2006; signed by Mariners scout Stacey Pettis.

Marquis Ramiel Pettis...graduated from Deer Valley High School in June, 2001...drafted by the Mariners in the 40th round of the 2001 June draft...attended Diablo College where he was converted from an outfielder to a pitcher...father, Stacey Pettis, is a scout in the Mariners organization...has not played since 2002...**2006:** began pro career with Peoria...picked up win in first career appearance, while striking out a season-high three batters in 2.0 innings on June 25...limited opponents to a .206 (21x102) average.

PLAYING RECORD

YEAR	CLUB	LG	W-L	ERA	G	GS	CG	SHD	SV	IP	H	R	ER	HR	BB	SO	WP	BK
2006	Peoria	Ariz	1-2	3.86	16	0	0	0	0	28.0	21	17	12	2	9	15	4	0

PHILLIPS, Anthony

SS

BORN: 4-11-90 in Bellville, Cape Town, South Africa

BATS: Right **THROWS:** Right **HEIGHT:** 5-9 **WEIGHT:** 160

RESIDENCE: Duranville, Cape Town, South Africa

ACQUIRED: Signed as a non-drafted free agent on July 2, 2006; signed by Mariners scouts Pat Kelly and Biersteker.

Anthony Gareth Phillips...attended Stellenberg High School...currently attending the Major League Baseball Australian Baseball Academy in Queensland, Australia...represented South

PHILLIPS (continued)

Africa at the World Children's Fair in Regina, Canada and at the AA World Championships in Mexico in 2006...is the second player from South Africa signed by Seattle...also represented Cape Town in rugby and badminton...is under contract for the 2007 season.

PIMENTEL, Manelik

IF

BORN: 10-14-84 in Santo Domingo, DR

BATS: Right **THROWS:** Right **HEIGHT:** 6-2 **WEIGHT:** 185

RESIDENCE: Santo Domingo, DR

ACQUIRED: Signed as a non-drafted free agent April 29, 2003; signed by Mariners scouts Patrick Guerrero and Bob Engle.

Manelik A. Pimentel...2003: participated in the Dominican Summer League...2004: played in the Dominican Summer League...hit .279 (61x219) with 40 runs scored, 28 RBI and 10 stolen bases in 70 games...2005: spent third season in the Dominican Summer League, hitting .247 (47x190) with 13 doubles and 24 RBI in 61 games...2006: spent season with Everett...lead the AquaSox in hits (57), home runs (10), RBI (42) and total bases (99) and was 2nd in doubles (11) and at-bats (223)...recorded 15 multi-hit games, including a season-high three three-hit games...went 3x4 with two runs scored, two home runs and a season-high five RBI on Aug. 17 vs. Yakima.

PLAYING RECORD

YEAR	CLUB	LG	AVG.	G	AB	R	H	2B	3B	HR	RBI	SH	SF	HB	BB	SO	SB-CS	E	OBP
2006	Everett	Nwst	.251	59	223	23	56	11	1	10	42	0	2	0	18	51	0-2	10	.305

PEREZ, Henry

LHP

BORN: 10-18-89 in San Pedro Macoris, DR

BATS: Left **THROWS:** Left **HEIGHT:** 6-4 **WEIGHT:** 175

RESIDENCE: Angelina, San Pedro Macoris, DR

ACQUIRED: Signed as a non-drafted free agent January 24, 2007; signed by Mariners scout Patrick Guerrero.

Henry Alexander Perez...is under contract for the 2007 season.

PINEDA, Michael

RHP

BORN: 1-18-89 in Yaguata, DR

BATS: Right **THROWS:** Right **HEIGHT:** 6-5 **WEIGHT:** 180

RESIDENCE: Yaguata, DR

ACQUIRED: Signed as a non-drafted free agent December 12, 2005; signed by Mariners scouts Franklin Taveras and Patrick Guerrero.

Michael Francisco Pineda...2006: played in the Dominican Summer League...went 2-1 with a 0.44 ERA (1 ER, 20.1 IP) in eight games, three starts...tossed season-high 11.2 consecutive scoreless innings, June 6-July 11.

POSLUSZNY, Stan

OF

BORN: 11-14-82 in Sewickley, PA

BATS: Left **THROWS:** Right **HEIGHT:** 6-3 **WEIGHT:** 220

RESIDENCE: Aliquippa, PA

ACQUIRED: Mariners' 34th round pick in the 2006 June draft; signed by Mariners scout Rob Mummau.

Stanley George Posluszny...graduated from Hopewell High School in June, 2001...all-state selection...named league MVP sophomore year...also all-conference in basketball and football...selected for Team One Midwest Showcase...graduated from the University of West Virginia in May 2006...2006 pre-season all-BIG EAST selection...named Big East Player of the Week on March 26...returned for junior campaign after being taken in the 21st round of the Major League Baseball draft by the Anaheim Angels in 2004...named to all-BIG EAST third team in 2004 and 2005...first WVU player to earn BIG EAST rookie of the year honors in 2003 along with being named a Freshman All-American...2006: began pro career with Peoria, hitting safely in 26 of 34 games...recorded 14 multi-hit games,

POSLUSZNY (continued)

including four three-hit games...had season-high 11-game hit streak, hitting .435 (20x46), July 2-17...recorded first career home run on July 10 vs. the Giants...hit .387 (29x75) with 11 runs scored, seven extra-base hits and 11 RBI in 18 games in July...hit .379 (39x103) vs. right-handers, compared to .105 (4x38) vs. lefties...promoted to Wisconsin on Aug. 18, appearing in 13 games...recorded season-high three RBI on Aug. 30 at Peoria.

PLAYING RECORD

YEAR	CLUB	LG	AVG.	G	AB	R	H	2B	3B	HR	RBI	SH	SF	HB	BB	SO	SB-CS	E	OBP
2006	Peoria	Ariz	.305	34	141	17	43	6	2	2	18	0	0	0	5	26	1-2	0	.329
	Wisconsin	Mid	.143	13	42	4	6	2	1	0	5	1	1	0	3	6	1-0	196	

PRETTYMAN, Ronnie

IF

BORN: 8-4-81 in Modesto, CA

BATS: Left **THROWS:** Right **HEIGHT:** 6-2 **WEIGHT:** 200

RESIDENCE: Los Alamitos, CA

ACQUIRED: Mariners' 10th round selection in the 2005 June draft; signed by Mariners scout Tim Reynolds.

Ronald Joseph Prettyman...graduated from Los Alamitos High School in June, 2000...attended Cerritos Junior College 2001-02...attended California State-Fullerton 2003-05...**2005:** began pro career with Peoria, appearing in five games...transferred to Everett on July 3...hit .417 (15x36) during 8-game hit streak, July 4-13...recorded season-high four hits on July 6 at Boise...went 3x5 with three runs scored and two stolen bases on Aug. 13 vs. Yakima...had 8-game hit streak, hitting .414 (12x29), Aug. 29-Sept. 5...participated in 2005 Arizona Instructional League...**2006:** spent season with Inland Empire...hit safely in 22 of 23 games, including two 11-game hit streak, April 11-May 5...hit .348 (16x46) during 11-game hitting streak, April 11-22 and hit .444 (20x45) during 11-game hitting streak, April 25-May 5...hit career-high four doubles in a game on May 3 at Lake Elsinore...recorded season-high four RBI in a game, twice (May 3 and May 14)...hit only home run on the season, a three-run blast, on May 14 at Stockton...recorded 29 multi-hit games, including five three-hit games and two season-high four-hit games...on the disabled list with a fractured left hand, July 9-Aug. 15, including rehab assignment with Peoria, Aug. 11-15.

PLAYING RECORD

YEAR	CLUB	LG	AVG.	G	AB	R	H	2B	3B	HR	RBI	SH	SF	HB	BB	SO	SB-CS	E	OBP
2005	Peoria	Ariz	.182	5	22	4	4	0	0	0	3	0	0	0	3	3	2-0	2	.280
	Everett	Nwst	.278	58	234	35	65	11	2	6	27	2	1	2	19	57	7-3	11	.336
2006	Inland Empire	Cal	.275	100	378	45	104	20	2	1	37	4	3	2	21	55	10-4	11	.314
	Peoria#	Ariz	.333	4	12	2	4	0	0	0	0	0	0	1	3	5	0-1	1	.500

RAGA, Angel

RHP

BORN: 7-25-89 in Ciudad Ojeda Zulia, VZ

BATS: Right **THROWS:** Right **HEIGHT:** 6-1 **WEIGHT:** 168

RESIDENCE: Lagunillas, Zulia, VZ

ACQUIRED: Signed as a non-drafted free agent September 12, 2006; signed by Mariners scouts Fernando Soto and Luis Feunmayor.

Miguel Jose Raga...attended Unidad Educativa Andres Bello...is under contract for the 2007 season.

RAMIREZ, Carlos

IF

BORN: 12-2-88 in San Cristobal, VZ

BATS: Both **THROWS:** Right **HEIGHT:** 5-11 **WEIGHT:** 144

RESIDENCE: San Cristobal, VZ

ACQUIRED: Signed as a non-drafted free agent on July 19, 2005; signed by Mariners scout Emilio Carrasquel.

Carlos Eduardo Ramirez...graduated from Juan Antonio Roman in Tachira in July, 2005...**2006:** played for Aguirre in the Venezuelan Summer League, hitting .153 (11x72) in 40 games...participated in the Mariners Arizona Instructional League.

RAMIREZ, Juan

RHP

BORN: 8-16-88 in Managua, Nicaragua

BATS: Right **THROWS:** Right **HEIGHT:** 6-3 **WEIGHT:** 175

RESIDENCE: Managua, Nicaragua

ACQUIRED: Signed as a non-drafted free agent on July 2, 2005; signed by Mariners scouts Luis Molina and Nemesio Porras.

Juan Carlos Ramirez...attended Instituto Nacional Autonomo Villa Austria in Managua...**2006:** played for Aguirre in the Venezuelan Summer League, going 5-1 with a 1.66 ERA (12 ER, 65.0 IP) in 14 games, 13 starts...struck out 56 while limiting opponents to a .191 average...won four consecutive decisions, July 5-27.

RANGEL, Rigoberto

OF

BORN: 6-21-89 in Panama City, Panama

BATS: Right **THROWS:** Right **HEIGHT:** 6-1 **WEIGHT:** 168

RESIDENCE: Panama City, Panama

ACQUIRED: Signed as a non-drafted free agent April 29, 2006; signed by Mariners scout Luis Molina.

Miguel Jose Raga...attended Jose Dolores Moscote in Panama...**2006:** played in the Dominican Summer League, hitting .239 (21x88) in 39 games.

REDMAN, Prentice

IF

BORN: 8/23/79 in Tuscaloosa, AL

BATS: Right **THROWS:** Right **HEIGHT:** 6-3 **WEIGHT:** 185

RESIDENCE: Forney, TX

ACQUIRED: Signed as a minor league free agent on December 11, 2006.

Prentice Montez Redman...graduated from Tuscaloosa Academy (Ala.) and attended Beville State (Ala.) Junior College...he is the younger brother of Tike Redman...**1999:** after being selected by the Mets in the 10th round of the June draft reported to Kingsport...batted .336 with 20 RBI in Aug., finishing the season with a nine-game hitting streak (.325, 13x40)...**2000:** played the season at Columbia and had a 10-game hitting streak April 15-25 (.421, 16x38)...had a second 10-game streak May 13-23 (.415, 17x41)...batted .313 with runners in scoring position (41x131)...**2001:** for St. Lucie finished the season with 132 games to place 4th in the league...was 5th with 495 at-bats...was selected as a Florida State League Sportsticker Star of Stars...**2002:** spent his first full season at Binghamton...ranked 2nd in the Eastern League with 43 stolen bases and was 4th with 35 doubles...played in all three outfield positions committing just five errors in 236 total chances...**2003:** made his Major League debut on Aug. 24 as a pinch runner for the Mets at Los Angeles...got his first M.L. at-bat three days later Aug. 27 at ATL (strikeout)...started his first game Sept. 2 vs. ATL in right field and picked up his first M.L. hit, a double...finished the season at New York after spending the year at Triple-A Norfolk...**2004:** began the season at Binghamton and ended with Norfolk...had a 10-game hitting streak, May 6-16 that began with a 3x4 game leading to a 16x38 stretch (.421)...**2005:** for the second straight season split his time between Double-A and Triple-A...his .311 average at Binghamton through June 2 helped earn him a promotion to Norfolk...arrived at Norfolk and promptly began a seven-game hitting streak in which he batted .333 (10x30) with four doubles...batted .270 as a leftfielder where he played the majority of his games (45)...also spent time in center (12), right (10) and was the DH in three games...signed by St. Louis as a minor league free agent on Nov. 10, 2005...**2006:** started season with Memphis...recorded two three-hit games on April 9 at Oklahoma and April 23 at Omaha...released from player contract by St. Louis on May 18, 2006...signed by Washington as a minor league free agent on May 31 and assigned to Harrisburg...appeared in 83 games, including games in all three outfield positions...recorded a career-high 15-game hit streak, hitting .387 (24x62), June 3-20...recorded a season-high four hit on June 29 at Connecticut...hit .355 (33x93) with 13 runs scored, eight doubles, four home runs and 17 RBI in 24 games in June...hit .321 (9x28) during seven-game hit streak, Aug. 2-9...recorded 12-game hit streak, hitting .372 (16x43), Aug. 20-31.

PLAYING RECORD

YEAR	CLUB	LG	AVG.	G	AB	R	H	2B	3B	HR	RBI	SH	SF	HB	BB	SO	SB-CS	E	OBP
1999	Kingsport	Appy	.295	58	200	40	59	14	1	6	29	3	2	2	24	42	16-11	4	.373
2000	Columbia	SAL	.260	131	497	60	129	19	1	3	46	1	2	3	52	90	26-10	7	.332
2001	St. Lucie	FSL	.261	132	495	70	129	18	1	9	65	4	6	6	42	91	29-8	5	.322
2002	Binghamton	East	.283	135	491	79	139	35	2	11	63	6	5	9	59	112	43-9	5	.367
2003	Norfolk	INT	.254	128	433	60	110	29	2	11	48	2	1	7	40	96	24-8	5	.326
	NEW YORK	NL	.125	15	24	3	3	1	0	1	2	1	0	1	1	9	2-0	0	.192
2004	Binghamton	East	.286	63	245	46	70	29	1	13	49	3	1	4	28	68	9-4	0	.367
	Norfolk	INT	.254	62	213	29	54	17	2	4	30	1	3	1	17	57	9-3	0	.308
2005	Binghamton	East	.311	45	161	30	50	12	1	4	29	1	6	2	17	37	2-3	4	.371
	Norfolk	INT	.297	76	256	34	76	25	1	5	32	3	4	1	23	49	9-1	3	.352
2006	Memphis	PCL	.268	24	56	6	15	3	0	1	8	0	0	0	4	15	1-0	0	.317
	Harrisburg	East	.286	83	297	40	85	22	1	11	45	0	2	5	38	63	8-8	1	.374

REYNOLDS, Kevin

OF

BORN: 7-1-82 in St. Peters, MO

BATS: Left THROWS: Left HEIGHT: 6-1 WEIGHT: 180

RESIDENCE: St. Peters, MO

ACQUIRED: Mariners' 42nd round selection in the 2005 June draft; signed by Mariners scout Joe Bohringer.

Kevin Michael Reynolds...graduated from Del Smet High School (MO) in June, 2001... attended Quincy University...**2006:** began pro career appearing in games with Everett, Wisconsin, Inland Empire, San Antonio and Tacoma...started season with Inland Empire, appearing in seven games...went 3x5 with two runs scored and one RBI on May 3 at Lake Elsinore...made two stints with San Antonio, June 3-21 and July 4-20, appearing in 15 games...appeared in 14 games with Wisconsin, June 21-July 4 and July 20-24...spent most of the season with Everett appearing in 36 games, July 24-Aug. 16 and Aug. 22 through the remainder of the season...hit safely in 25 of 36 games, recording nine multi-hit games...recorded season-high four RBI on July 31 vs. Spokane...also appeared in two games with Tacoma, Aug. 16-22.

PLAYING RECORD

YEAR	CLUB	LG	AVG.	G	AB	R	H	2B	3B	HR	RBI	SH	SF	HB	BB	SO	SB-CS	E	OBP
2006	Inland Empire	Cal	.333	7	18	4	6	1	0	0	1	1	0	1	5	2	0-1	0	.478
	Everett	Nwst	.242	36	149	16	36	9	0	0	13	0	2	1	9	25	4-4	1	.286
	San Antonio	Tex	.217	15	46	6	10	3	0	0	2	1	0	0	2	4	1-2	0	.250
	Wisconsin	Mid	.206	14	34	6	7	1	0	0	0	2	0	3	2	7	2-3	0	.308
	Tacoma	PCL	.333	2	6	0	2	0	0	0	0	1	0	0	0	1	0-0	0	.333

RHODES, ARTHUR

LHP

Can be found in the invited players section of the media guide.

RICHARD, Steve

RHP

BORN: 3-7-85 in Medford, MA

BATS: Right THROWS: Right HEIGHT: 6-2 WEIGHT: 225

RESIDENCE: Billerica, MA

ACQUIRED: Mariners' 8th round selection in the 2006 June draft; signed by Mariners scout Joe Bohringer.

Steven Richard...pronounced rih-SHAHRD...graduated from Malden Catholic High School in June, 2003...played the 2004 and 2005 seasons at the University of Maine... earned Oxford Regional All-Tournament team honors...played for Chatham in the Cape Cod League in the summer of 2005...attended the University of Clemson...rated as the 5th-best newcomer in the ACC in the preseason by *Baseball America*...**2006:** began pro career with Everett, appearing in 14 games in relief...earned first career win, tossing a scoreless innings on July 10 vs. Eugene...struck out a season-high five batters twice (Aug. 1 and 20)...participated in the Mariners Arizona Instructional League.

PLAYING RECORD

YEAR	CLUB	LG	W-L	ERA	G	GS	CG	SHO	SV	IP	H	R	ER	HR	BB	SO	WP	BK
2006	Everett	Nwst	1-2	6.08	14	0	0	0	0	26.2	31	26	18	4	16	29	3	0

RIJO, Cristian

OF**BORN:** 11-21-86 in San Pedro, DR**BATS:** Left **THROWS:** Right **HEIGHT:** 6-6 **WEIGHT:** 180**RESIDENCE:** St. Peters, MO**ACQUIRED:** Signed as a non-drafted free agent on September 1, 2005; signed by Mariners scout Patrick Guerrero.Cristian Elisaul Rijo...**2006:** played in the Dominican Summer League, hitting .112 (11x98) in 37 games.

RIOS, Jose

LHP**BORN:** 3-2-90 in Mazatlan, Sinaloa, Mexico**BATS:** Left **THROWS:** Left **HEIGHT:** 5-10 **WEIGHT:** 178**RESIDENCE:** Mazatlan, Sinaloa, Mexico**ACQUIRED:** Signed as a non-drafted free agent July 7, 2006; signed by Mariners scouts Matt Stark and Ted Heid.

Jose Angel Rios...is under contract for the 2007 season.

RIVERA, Mumba

RHP**BORN:** 12-10-80 in St. Croix, Virgin Islands**BATS:** Right **THROWS:** Left **HEIGHT:** 6-5 **WEIGHT:** 205**RESIDENCE:** St. Croix, Virgin Islands**ACQUIRED:** Mariners' 21st round selection in the 2004 June draft; signed by Mariners scout Mark Leavitt.

Mumba St. Clair Rivera...graduated from St. Croix Educational Complex in June, 2000...graduated from Marshalltown Community College in May, 2002...attended Bethune-Cookman College...**2004:** began pro career with Everett...finished tied for 3rd in the Northwest League with 7 losses...started season in the bullpen, going 3-4 with a 3.19 ERA in 13 games...moved to the starting rotation on Aug. 11, going 1-3 with a 3.86 ERA in five starts...held opponents to a .202 average (44x218)...struck out a season-high seven batter in 5.2 innings on Aug. 22 vs. Salem Keizer...named to the NWL All-Star team...participated in the 2004 Arizona Instructional League...**2005:** started season with Wisconsin...won eight consecutive decisions...allowed one run or less in six of 10 starts and two runs or less in eight starts...held opponents to a .227 average, including a .150 clip vs. right-handers...one of eight players from Wisconsin to be named to the Midwest League All-Star team, but did not play after being promoted to Inland Empire on June 1...struck out a season-high eight batters in 6.2 innings on July 7 vs. High Desert...**2006:** made 40 relief appearances with Inland Empire...tossed a season-high 18.1 consecutive scoreless innings, April 27-May 18...won back-to-back decisions, May 6-12...struck out a season-high five batters in 3.0 innings on May 23 vs. Lake Elsinore...tossed three innings or more nine times, including a season-high 4.0 innings on May 27 at High Desert...went 3-1 with a 0.37 ERA (1 ER, 24.1 IP) in 10 games in May...limited opponents to a .239 average.

PLAYING RECORD

YEAR	CLUB	LG	W-L	ERA	G	GS	CG	SHO	SV	IP	H	R	ER	HR	BB	SO	WP	BK
2004	Everett	Nwst	4-7	3.36	18	5	0	0	0	59.0	44	28	22	8	25	48	10	1
2005	Wisconsin	Mid	7-0	3.22	10	10	0	0	0	58.2	46	25	21	3	26	30	3	0
	Inland Empire	Cal	5-8	7.49	18	17	0	0	0	91.1	118	79	76	19	50	67	10	0
2006	Inland Empire	Cal	5-4	4.19	40	0	0	0	0	77.1	68	46	36	9	38	68	2	0

RIVERO, Jose

OF**BORN:** 1-8-90 in Caracas, VZ**BATS:** Right **THROWS:** Right **HEIGHT:** 6-2 **WEIGHT:** 180**RESIDENCE:** Caracas, VZ**ACQUIRED:** Signed as a non-drafted free agent July 2, 2006; signed by Mariners scouts Bob Engle and Pedro Avila.

Jose Manuel Rivero...attended Colegio Santo Tomas De Villanueva...is under contract for the 2007 season.

RODRIGUEZ, Javier

RHP

BORN: 1-24-90 in Lagunillas, Zulia, VZ

BATS: Right **THROWS:** Right **HEIGHT:** 6-1 **WEIGHT:** 160

RESIDENCE: Lagunillas, Zulia, VZ

ACQUIRED: Signed as a non-drafted free agent September 4, 2006; signed by Mariners scouts Fernando Soto and Luis Feunmayor.

Javier Alexander Rodriguez...attended Instituto San Jose...is under contract for the 2007 season.

RODRIGUEZ, Leonardo

RHP

BORN: 4-15-88 in San Felix, Bolivar, VZ

BATS: Right **THROWS:** Right **HEIGHT:** 6-2 **WEIGHT:** 185

RESIDENCE: San Felix, Bolivar, VZ

ACQUIRED: Signed as a non-drafted free agent March 17, 2006; signed by Mariners scout Emilio Carrasquel.

Leonardo Jose Rodriguez...attended U.E. Agules Nazoa...**2006:** played in the Venezuelan Summer League, going 2-0 with a 3.38 ERA in 16 games, two starts.

RODRIGUEZ, Robert

OF

BORN: 7-22-90 in Bani, DR

BATS: Right **THROWS:** Right **HEIGHT:** 6-4 **WEIGHT:** 180

RESIDENCE: Bani, DR

ACQUIRED: Signed as a non-drafted free agent July 22, 2006; signed by Mariners scouts Patrick Guerrero and Bob Engle.

Robert Rafael Rodriguez...is under contract for the 2007 season.

ROGELSTAD, Matt

IF

BORN: 9-13-82 in New Westminster, B.C., Canada

BATS: Left **THROWS:** Right **HEIGHT:** 6-3 **WEIGHT:** 185

RESIDENCE: Jonesboro, AR

ACQUIRED: Signed as a non-drafted free agent June 17, 2003; signed by Mariners scouts Alvin Rittman and Wayne Norton.

Matthew D. Rogelstad...graduated from Arkansas State University in June, 2004...recipient of the NCAA Statistics Service "Toughest to Strike Out" honor for Division I...on the provisional roster for Canada for the inaugural 2006 World Baseball Classic...**2003:** began pro career with Peoria, hitting safely in 13 of 15 games...had seven multi-hit games, including a season-high four-hit game on July 12...promoted to Everett July 24...went 3x4 with four RBI Aug. 8...called up to Tacoma Aug. 14 and appeared in five games...transferred to Inland Empire on Aug. 21...hit safely in 14 of 15 games with Inland Empire...participated in the Mariners 2003 Arizona Instructional League...**2004:** appeared in 106 games with Inland Empire...had 22 multi-hit games, including a season-high four-hit game twice (April 10 at Lake Elsinore and May 22 vs. Lancaster)...hit first career home run on April 21 at Lancaster, hit two home runs all season...on the suspended list, Aug. 22-25...**2005:** spent season with Inland Empire...recorded 39 multi-hit games, including one five-hit game, one four-hit game and 11 three-hit games...hit .500 (28x56), including nine multi-hit games, during 13-game hit streak to start the season, April 8-22...had a season-high five hits and five RBI on April 13 at High Desert...hit .393 (33x84) with nine runs, five doubles and 15 RBI in 20 games in April...hit only home run of the season on May 25 at Rancho Cucamonga...hit .363 (29x80) in 23 games in July...hit .350 (43x123) with runners in scoring position...**2006:** started and ended the season with San Antonio, but spent the majority of the season with Inland Empire...started the season with the Missions...hit only home run of the season on April 21 at Midland...appeared in 36 games with Inland Empire,

The Seattle Award

In 1991, the Mariners minor league department established the SEATTLE Award. It is given annually in spring training to the minor league player that exemplifies the qualities of Skill, Effort, Attitude, Tenacity, Teamwork, Loyalty and Enthusiasm. The 2006 recipient was **Matt Rogelstad**.

ROGELSTAD (continued)

May 20-July 18...hit safely in 25 of 36 games, including eight multi-hit games...hit .320 (16x50) with nine runs scored, five extra-base hits and four RBI in 13 games in July.

PLAYING RECORD

YEAR	CLUB	LG	AVG.	G	AB	R	H	2B	3B	HR	RBI	SH	SF	HB	BB	SO	SB-CS	E	OBP
2003	Peoria	Ariz	.393	15	61	11	24	4	1	0	11	2	0	0	1	5	1-0	6	.403
	Everett	Nwst	.276	16	58	7	16	2	0	0	13	0	0	3	0	9	1-0	0	.311
	Tacoma	PCL	.000	5	4	0	0	0	0	0	0	0	0	0	0	0	0-0	0	.000
	Inland Empire	Cal	.395	9	38	8	15	4	1	0	1	0	0	0	0	0	2-1	1	.395
2004	Inland Empire	Cal	.248	106	375	43	93	8	6	2	41	5	3	8	30	57	5-3	12	.315
2005	Inland Empire	Cal	.304	111	438	71	133	23	2	1	47	10	2	1	44	52	3-2	17	.367
2006	Inland Empire	Cal	.260	36	127	19	33	8	2	0	18	1	3	0	10	25	0-1	2	.307
	San Antonio	Tex	.185	23	65	11	12	1	1	1	11	2	1	0	4	9	0-1	0	.229

ROHRBAUGH, Robert

LHP

BORN: 12-28-83 in Hanover, PA

BATS: Right **THROWS:** Left **HEIGHT:** 6-2 **WEIGHT:** 195

RESIDENCE: Littlestown, PA

ACQUIRED: Mariners' 7th round selection in the June 2005 draft; signed by Mariners scout Craig Bell

Robert Edward Prettyman...graduated from Littlestown High School in June, 2002... originally drafted by the Montreal Expos in 2002...attended Clemson University...**2005:** began pro career in Everett...won five consecutive decisions, July 11-Aug. 17...struck out a season-high 10 batters in 5.2 innings on Aug. 23 at Tri-City...tossed back-to-back scoreless starts Aug. 7 and 12, tossing a combined 13.0 scoreless innings allowing four hits while striking out 13...went 3-1 with a 2.68 ERA (11 ER, 37.0 IP) and 42 strikeouts in six starts in Aug...transferred to Wisconsin on Sept. 6, appearing in two post-season games...**2006:** split season between Inland Empire and San Antonio, finishing 2nd among all Mariners farmhands with a 2.87 ERA and T3rd with 12 wins...started season with Inland Empire...recorded a win in 7 of his 10 appearances...tossed complete game four-hit shutout, striking out a season-high 10 batters on June 19 vs. High Desert...limited opponents to a .214 average...named California League Pitcher of the Week, June 19-25...promoted to San Antonio on June 21...allowed three or less earned runs in nine of his 14 starts...tossed season-high 13.2 consecutive scoreless innings (2 GS), June 30-July 5...went 2-2 with a 1.91 ERA in six starts at home, compared to 3-3 with a 5.25 ERA in eight starts on the road.

PLAYING RECORD

YEAR	CLUB	LG	W-L	ERA	G	GS	CG	SHD	SV	IP	H	R	ER	HR	BB	SO	WP	BK
2005	Everett	Nwst	5-2	3.84	14	12	0	0	0	68.0	68	33	29	7	18	71	7	0
2006	Inland Empire	Cal	7-1	1.46	10	9	1	1	0	55.1	43	11	9	2	8	47	0	0
	San Antonio	Tex	5-5	3.78	14	14	0	0	0	85.2	87	37	36	9	27	64	4	2

ROSARIO, Gregorio

RHP

BORN: 10-26-86 in Sarabco, DR

BATS: Right **THROWS:** Right **HEIGHT:** 6-4 **WEIGHT:** 180

RESIDENCE: Hato Nuevo, DR

ACQUIRED: Signed as a non-drafted free agent October 18, 2004; signed by Mariners scouts Patrick Guerrero and Bob Engle.

Gregorio Antonio Rosario...**2005:** played in the Dominican Summer League, going 7-0 with a 2.50 ERA in 10 starts...held opponents to a .228 average (44x193)...named team's Most Valuable Pitcher by the Seattle Mariners...**2006:** spent second season in the Dominican Summer League, going 4-4 with a 3.41 ERA in 15 games, 14 starts...participated in the Mariners Arizona Instructional League.

RUCHTI, Justin

C**BORN:** 12-11-80 in Houston, TX**BATS:** Right **THROWS:** Right **HEIGHT:** 6-2 **WEIGHT:** 205**RESIDENCE:** Houston, Texas**ACQUIRED:** Mariners' 9th round selection in the 2003 June draft; signed by Mariners scout Kyle Van Hook.

Justin Lane Ruchti...graduated from Klein Forest High school in June of 1999...later attended San Jacinto Junior College, where he was a two-time all-conference selection...led team to the 2000 Junior College World Series, where he was named to the all-tournament team as a freshman...went on to Rice University...named to the All-Western Conference Second Team and the Academic All-WAC in 2002...**2003:** spent season with Everett...hit safely in 15 of 21 games, including six multi-hit games...had a season-high six-game hit streak, Aug. 16-22, hitting .333 (8x24)...participated in the Mariners 2003 Arizona Instructional League...**2004:** appeared in 79 games with Wisconsin...had a season-high eight-game hit streak, hitting .286 (8x28), July 17-31...**2005:** spent season with Inland Empire...on the disabled list with a left ankle sprain, May 20-30...went 3x4 with two runs scored, two home runs and three RBI on June 25 vs. Lake Elsinore...had eight-game hit streak, hitting .355 (11x31), Aug. 2-26...**2006:** spent season with San Antonio...recorded eight of his 17 RBI in April, including a season-high three RBI on April 29 vs. Arkansas...recorded three consecutive multi-hit games, hitting .462 (6x13), May 2-5...recorded three hits on April 9 and June 15...hit .326 (14x43) with runners in scoring position...on the disabled list with a right ankle sprain from July 13 through the remainder of the season.

PLAYING RECORD

YEAR	CLUB	LG	AVG.	G	AB	R	H	2B	3B	HR	RBI	SH	SF	HB	BB	SO	SB-CS	E	OBP
2003	Everett	Nwst	.276	21	76	9	21	2	0	1	8	0	2	1	3	13	1-0	2	.305
2004	Wisconsin	Mid	.222	79	230	15	51	15	0	1	22	1	1	0	20	51	1-3	3	.283
2005	Inland Empire	Cal	.211	60	199	21	42	8	0	6	24	1	0	3	10	38	0-2	5	.259
2006	San Antonio	Tex	.222	42	144	13	32	5	0	3	17	1	0	1	6	33	0-0	3	.258

SALINAS, Douglas

RHP**BORN:** 12-5-88 in Ciudad Bolivar, VZ**BATS:** Right **THROWS:** Right **HEIGHT:** 6-3 **WEIGHT:** 195**RESIDENCE:** Ciudad Bolivar, VZ**ACQUIRED:** Signed as a non-drafted free agent July 11, 2005; signed by Mariners scouts Emilio Carrasquel and Luis Martinez.

Douglas Rafael Salinas...graduated from Unidad Educativa Maria Montessori...**2005:** participated in the Mariners instructional league...**2006:** spent season with Peoria...lead all Mariners farmhands and was 6th in the Arizona League with a 2.84 ERA...went 1-0 with two saves in and 2.05 ERA in seven relief appearances and 3-0 with a 4.05 ERA in five starts...tossed season-high 13.0 consecutive scoreless innings, July 12-27...allowed only two earned runs in 18.0 innings in July...struck out season-high six batters, four times...won three consecutive starts, Aug. 6-17...limited opponents to a .219 average.

PLAYING RECORD

YEAR	CLUB	LG	W-L	ERA	G	GS	CG	SHO	SV	IP	H	R	ER	HR	BB	SO	WP	BK
2006	Peoria	Ariz	4-0	2.84	12	5	0	0	2	50.2	39	19	16	1	15	49	0	1

SAMS, Kalian

OF**BORN:** 8-8-86 in The Hague, South Holland, Holland**BATS:** Right **THROWS:** Right **HEIGHT:** 6-2 **WEIGHT:** 205**RESIDENCE:** The Hague, South Holland, Holland**ACQUIRED:** Signed as a non-drafted free agent on July 2, 2006; signed by Mariners scouts Wayne Norton and Pat Kelly.

Kalian Rivalino Sams...graduated from Mondriaan Educaie in South Holland in June, 2006...first baseman for ADO in the Dutch pro league in 2006 after hitting .263 last year...hit .341 average (9th in the league) and a .545 slugging percentage in 2005...played for the Dutch team in the European Series against Italy...**2006:** participated in the Mariners Arizona Instructional League.

SANCHEZ, Carlos

RHP**BORN:** 7-14-87 in Maracaibo, VZ**BATS:** Right **THROWS:** Right **HEIGHT:** 6-2 **WEIGHT:** 185**RESIDENCE:** Maracaibo, VZ**ACQUIRED:** Signed as a non-drafted free agent January 2, 2005; signed by Mariners scouts Emilio Carrasquel and Fernando Soto.

Carlos Eduardo Sanchez...graduated from Rufino Blanco Fonbona in July 2004...**2005:** played for Aguirre in the Venezuelan Summer League, going 1-1 with a 3.65 ERA in 11 relief appearances...**2006:** spent second season in the Venezuelan Summer League...went 2-2 with seven saves and a 2.59 ERA in 19 relief appearances...struck out a season-high nine batters in 4.1 innings on June 26.

SANDOVAL, Juan

RHP

Can be found in the invited players section of the media guide.

SANTIAGO, Julio

LHP**BORN:** 12-8-85 in Bolivar, Colombia**BATS:** Left **THROWS:** Left **HEIGHT:** 6-0 **WEIGHT:** 155**RESIDENCE:** Bolivar, Colombia**ACQUIRED:** Signed as a non-drafted free agent July 2, 2002; signed by Mariners scout Curtis Wallace.

Julio Carlos Santiago...**2003:** played for Aguirre in the Venezuelan Summer League...**2004:** played season with Peoria...struck out 12 batters in 10.0 innings of work...tossed 2.0 innings allowing one run on two hits and striking out two in only start of the season on June 25 vs. Brewers...won back-to-back relief appearances, June 30 and July 7...struck out a eight batters in 4.0 innings on June 30 vs. Angels...**2005:** made 17 starts with Wisconsin...won season-high four consecutive decisions June 30-Aug. 7...did not allow an earned run in back-to-back starts, tossing 14.1 scoreless, Aug. 18 and 25...tossed 8.1 scoreless innings allowing only six hits while striking out eight on Aug. 25 vs. Fort Wayne...struck out a season-high 10 batters on Aug. 31 at Dayton...participated in 2005 Arizona Instructional League...**2006:** started season with Inland Empire, making seven starts...allowed two or less earned runs in six of seven starts...won three consecutive decisions, April 12-27...struck out a season-high seven batters on April 12 and April 27...limited opponents to a .264 average, including a .200 average vs. lefties...ended season after being placed on the disabled list with left elbow neuritis...appeared in two games on rehab assignment with Peoria, July 28-Aug. 11.

PLAYING RECORD

YEAR	CLUB	LG	W-L	ERA	G	GS	CG	SHO	SV	IP	H	R	ER	HR	BB	SO	WP	BK
2004	Peoria	Ariz	2-0	1.80	3	1	0	0	0	10.0	5	3	2	0	1	12	0	0
2005	Wisconsin	Mid	7-3	4.44	17	17	0	0	0	99.1	110	58	49	10	23	66	5	2
2006	Inland Empire	Cal	3-1	2.89	7	7	0	0	0	28.0	29	12	9	0	15	31	0	1
	Peoria	Ariz	0-0	9.00	2	1	0	0	0	3.0	7	3	3	0	1	1	0	0

SANTIN, Danny

C**BORN:** 11-7-84 in Miami, FL**BATS:** Left **THROWS:** Left **HEIGHT:** 6-3 **WEIGHT:** 205**RESIDENCE:** Miami, FL**ACQUIRED:** Mariners' 23rd round selection in the June 2003 draft; signed by Mariners scout Pedro Grifol.

Daniel A. Santin...graduated from Brito Private HS (Miami, FL) in June, 2003...attended Miami Dade Community College...**2004:** began pro career with Peoria...finished 4th in the league with a .506 slugging percentage and 5th with a .325 batting average...led Mariners with 52 hits and 28 RBI and was tied for the team lead in doubles (13) and home runs (4)...recorded a season-high nine-game hit streak to start the season off, hitting .457 (16x35), June 23-July 10...had 15 multi-hit games, including two four-hit games and one three-hit game...unanimous selection as catcher to the 2004 Arizona League All-Star Team...named Peoria's most valuable player by the Seattle Mariners organization...promoted to Everett, appearing in three games...participated in the 2004 Instructional League...**2005:** spent season with Everett...had a seven-game hit streak, hitting .355 (11x31), June 24-July 2...recorded season-high three RBI four times...went 4x4 with three runs, a double, a home run

SANTIN (continued)

and three RBI on July 17 vs. Spokane...hit .500 (10x20) during six-game hit streak, July 27-Aug. 4...hit .313 (25x80) in 22 games in July...recorded seven-game hit streak, hitting .333 (9x27), Aug. 17-25...hit .303 (20x66) with runners in scoring position...**2006:** started season with Peoria, hitting safely in six of eight games...went 2x5 with two runs scored, a double, a home run and a season-high four RBI on July 15 vs. the Brewers...transferred to Everett on Aug. 2...hit .367 (11x30) during a season-high seven game hitting streak, Aug. 8-17...hit .296 (18x61) at home, compared to .118 (2x17) on the road...appeared in two games with Everett, Sept. 1-5...participated in the Mariners Arizona Instructional League.

PLAYING RECORD

YEAR	CLUB	LG	AVG.	G	AB	R	H	2B	3B	HR	RBI	SH	SF	HB	BB	SO	SB-CS	E	OBP
2004	Peoria	Anz	.325	41	160	31	52	13	2	4	28	0	1	6	10	21	2-1	7	.384
	Everett	Nwst	.111	3	9	0	1	0	0	0	0	0	0	0	4	0-0	0	.111	
2005	Everett	Nwst	.273	54	205	20	56	11	0	4	31	0	2	1	11	42	0-4	3	.311
2006	Peoria	Anz	.276	8	29	4	8	1	0	1	7	0	0	1	0	2	0-0	0	.300
	Everett	Nwst	.256	19	78	11	20	4	0	2	10	0	1	2	2	15	0-0	1	.289
	Inland Empire	Cal	.167	2	6	0	1	0	0	0	0	0	0	0	0	1	0-0	0	.167

SAUNDERS, Michael

IF

BORN: 11-19-86 in Victoria, British Columbia, Canada

BATS: Left **THROWS:** Right **HEIGHT:** 6-4 **WEIGHT:** 205

RESIDENCE: Victoria, British Columbia, Canada

ACQUIRED: Mariners' 11th round selection in the June 2004 draft; signed by Mariners scout Wayne Norton.

Michael Edward Brett Saunders...graduated from Lambrick Park Secondary School in June, 2004...attended Tallahassee Community College in 2004...**2005:** began pro career with Everett...recorded 16 multi-games, including two three-hit games...had season-high three RBI in back-to-back games, July 4 and 5...hit .325 (27x83) with nine runs scored, eight doubles, two triples, three home runs and 17 RBI in 24 games in Aug...finished 3rd in the league with 74 strikeouts...participated in 2005 Arizona Instructional League...**2006:** spent season with Wisconsin...led the team with 22 stole bases, eight triples and 48 walks...recorded four games with two stolen bases...recorded nine-game hit streak, hitting .272 (9x33), May 1-13...had season-high three RBI on April 27 and May 5...recorded a season-high three hits on July 21 at Burlington...hit .400 (10x25) during six-game streak, July 21-27...played with Canada in the Olympic Qualifier games...participated in the Mariners Arizona Instructional League.

PLAYING RECORD

YEAR	CLUB	LG	AVG.	G	AB	R	H	2B	3B	HR	RBI	SH	SF	HB	BB	SO	SB-CS	E	OBP
2005	Everett	Nwst	.270	56	196	24	53	13	3	7	39	1	2	2	27	74	2-7	3	.361
2006	Wisconsin	Mid	.240	104	359	48	86	10	8	4	39	2	5	2	48	103	22-7	3	.329

SCHILLING, Mike

RHP

BORN: 1-15-84 in Fresno, CA

BATS: Right **THROWS:** Right **HEIGHT:** 6-5 **WEIGHT:** 240

RESIDENCE: Fresno, CA

ACQUIRED: Mariners' 40th round selection in the 2004 June Draft; signed by Mariners scout Stacey Pettis.

Michael A. Schilling...graduated from Sunnyside High School in June, 2004...attended Fresno City College in 2005...**2005:** placed on the temporarily inactive list on June 22 and on the restricted list July 11...participated in 2005 Arizona Instructional League...**2006:** spent season with Everett, appearing in 13 games, 12 starts...tossed 7.0 shutout innings allowing only three hits while striking out a season-high seven in his first career start on June 19 vs. Tri-City...named Northwest League Pitcher of the Week, June 19-25...went 2-1 with a 0.90 ERA (2 ER, 20.0 IP) in three starts in June...allowed two or less earned runs in 8 of 13 starts, including hit first five consecutive starts.

PLAYING RECORD

YEAR	CLUB	LG	W-L	ERA	G	GS	CG	SHO	SV	IP	H	R	ER	HR	BB	SO	WP	BK
2006	Everett	Nwst	4-5	5.20	13	12	0	0	0	53.2	54	34	31	6	14	45	3	0

SCHWEIGER, Brian

BORN: 8-21-82 in Torrance, CA

BATS: Right **THROWS:** Right **HEIGHT:** 6-0 **WEIGHT:** 195

RESIDENCE: Rialto, CA

ACQUIRED: Mariners' 16th round selection in the 2003 June draft; signed by Mariners scout Tim Reynolds.

Brian Thomas Schweiger...graduated from Fontana High School with All-CIF and All-Citrus Belt League distinctions...graduated from Cal State San Bernardino May 2003...**2003:** began pro career with Peoria...had a season-high seven-game hitting streak, Aug. 6-13, hitting .393 (11x28) with six runs, five doubles, a home run and five RBI...hit .324 at home, compared to .254 on the road...**2004:** played season with Everett, appearing in 32 games...eight of 19 hits were extra-base hits...went 3x3 with a home run, three RBI and a season-high four runs scored on June 27 vs. Spokane...recorded four RBI after going 2x4 with two runs and a home run, on Aug. 15 vs. Eugene...**2005:** started season with Wisconsin...hit safely in five of six games...transferred to Inland Empire on April 27, appearing in one game on May 19...transferred to Everett on June 1...hit safely in five of six games, hitting .300 (6x20), July 1-19...transferred to Tacoma on July 29, but did not appear in a game...transferred back to Everett on Aug. 1 for the remainder of the season...**2006:** appeared in games with Wisconsin, Inland Empire, San Antonio and Tacoma...appeared in two games with Wisconsin, April 27-May 3...appeared with San Antonio for a majority of the season in two separate stints, May 3-18 and July 10-end of season...recorded four hits on Aug. 26 at Frisco...appeared in 17 games with Inland Empire, May 18-June 5 and June 21-July 10...went 1x2 with a home runs and four RBI on May 27 at High Desert...hit only other home run of the season on July 6 vs. Lake Elsinore...appeared in five games with Tacoma, June 5-14 and June 16-21.

PLAYING RECORD

YEAR	CLUB	LG	AVG.	G	AB	R	H	2B	3B	HR	RBI	SH	SF	HB	BB	SO	SB-CS	E	OBP
2003	Peoria	Ariz	.288	40	125	21	36	9	1	15	1	4	3	18	23	0-0	7	.380	
2004	Everett	Nwst	.264	32	72	18	19	5	0	3	13	2	1	4	20	24	1-3	0	.443
2005	Wisconsin	Mid	.316	6	19	1	6	1	0	0	5	0	0	0	4	2	0-0	1	.435
	Inland Empire	Cal	.000	1	3	0	0	0	0	0	0	0	0	0	1	2	0-0	0	.250
	Everett	Nwst	.136	20	59	7	8	2	0	0	4	1	0	3	10	23	3-1	1	.292
2006	Wisconsin	Mid	.500	2	4	0	2	0	0	0	0	0	0	0	1	2	0-0	0	.600
	San Antonio	Tex	.218	27	78	6	17	1	0	0	4	0	1	1	10	20	0-0	3	.311
	Inland Empire	Cal	.333	17	48	9	16	2	0	2	10	2	2	1	10	13	0-2	5	.443
	Tacoma	PCL	.417	6	12	3	5	2	0	0	4	0	2	0	1	2	0-0	1	.400

SCOTT, Travis

BORN: 4-24-85 in Milwaukee, WI

BATS: Left **THROWS:** Right **HEIGHT:** 6-3 **WEIGHT:** 220

RESIDENCE: San Jose, IL

ACQUIRED: Mariners' 20th round selection in the June 2005 draft; signed by Mariners scout Joe Bohringer.

Travis Paul Scott...graduated from Illini Central High School in May, 2003...graduated from Lincoln Land Community College in May, 2006...**2006:** appeared in one game with Everett before being transferred to Wisconsin on June 21...hit .462 (6x13) during a four game stretch, July 16-22...recorded a season-high three hits twice (July 16 and Aug. 6)...participated in the Mariners Arizona Instructional League.

PLAYING RECORD

YEAR	CLUB	LG	AVG.	G	AB	R	H	2B	3B	HR	RBI	SH	SF	HB	BB	SO	SB-CS	E	OBP
2006	Everett	Nwst	.000	1	3	1	0	0	0	0	0	0	0	0	2	0-0	0	.000	
	Wisconsin	Mid	.242	38	132	13	32	8	2	0	20	2	4	3	5	37	0-1	6	.278

SECO, Edlando

BORN: 7-23-88 in Calabozo, VZ

BATS: Left **THROWS:** Left **HEIGHT:** 6-2 **WEIGHT:** 178

RESIDENCE: Calabozo, VZ

ACQUIRED: Signed as a non-drafted free agent on February 14, 2005; signed by Mariners scouts Emilio Carrasquel and Luis Martinez.

Edlando Daniel Seco...attended V.E. Jose Gregorio Hernandez...**2005:** played for Aguirre

SECO (continued)

in the Venezuelan Summer League, going 1-0 with a 0.35 (25.2 IP, 1 ER) in nine games, two starts...**2006**: spent second season in the Venezuelan Summer League, appearing in three games, one start...struck out six of the nine batters he faced in 2.2 innings on May 24.

SERRANO, Terry

IF
BORN: 2-6-86 in Caracas, VZ

BATS: Right **THROWS**: Right **HEIGHT**: 6-0 **WEIGHT**: 195

RESIDENCE: Rialto, CA

ACQUIRED: Signed as a non-drafted free agent August 27, 2003; signed by Mariners scout Emilio Carrasquel.

Terry Nec Serrano...**2004**: played with Aguirre in the Venezuelan Summer League, hitting .293 (39x133) in 53 games...**2005**: hit .213 (30x141) in 48 games during second season with Aguirre...**2006**: spent third season with Aguirre in the Venezuelan Summer League, hitting .215 (34x158) with 20 stolen bases in 57 games.

SMALL, Aaron

RHP

Can be found in the invited players section of the media guide.

SNYDER, Jason

RHP
BORN: 4-6-83 in Salt Lake City, UT

BATS: Right **THROWS**: Right **HEIGHT**: 6-6 **WEIGHT**: 205

RESIDENCE: Sandy, UT

ACQUIRED: Mariners' 17th round selection in the 2003 June Draft; signed by Mariners scout Steve Peck.

Jason Samuel Snyder...graduated from Alta High School (UT) in June 2001...named 2001 Utah Gatorade Player of the Year and had 399 career strikeouts...member of the 2000 USA Junior National team...drafted by Kansas City in the 40th round in 2001, but didn't sign...played one season at the University of Arizona before sitting out a year in 2003...went to school at Dixie State College and Salt Lake Community College, but did not play for either school...**2004**: began pro career with Peoria...allowed eight earned runs and not one of his 20 hits allowed were for extra-bases...struck out eight batters in 4.0 innings on July 9 vs. Royals...picked up first career win, tossing 6.0 innings allowing three runs on five hits while striking out seven, on July 15 vs. Brewers...promoted to Everett on July 26...allowed three or less run in all eight starts, including five games with one or less runs...did not allow an earned run in back-to-back starts on Aug. 17 and 23, tossing 13.0 innings allowing only eight hits while striking out 10...struck out eight batters in 7.0 innings on Sept. 3 at Salem-Keizer...participated in the 2004 Arizona Instructional League...**2005**: spent season with Wisconsin...tossed 7.2 scoreless innings allowing three hits while walking two and striking out seven to pick up win on April 20 vs. Burlington...went 3-1 with a 2.55 ERA and 15 strikeouts in four starts in April...tossed 8.0 innings allowed one unearned run on two hits and seven strikeouts to pick up win on May 11 vs. Western Michigan...won four consecutive starts, May 27-June 13...on the disabled list with a right shoulder strain, July 8-Aug. 2...moved to the bullpen after returning from the DL on Aug. 3...went 9-6 with a 4.47 ERA as a starter and 0-1 with a 7.04 ERA in relief...**2006**: started season with Wisconsin, making 11 starts...struck out a season-high seven batters on April 6 and May 15...allowed three or less earned runs in six of 11 starts...on the disabled list with a right elbow strain, June 2-Aug. 28, including appearing in two games with Peoria on rehab assignment...appeared in two games with Tacoma after returning from the disabled list to end the season.

PLAYING RECORD

YEAR	CLUB	LG	W-L	ERA	G	GS	CG	SHO	SV	IP	H	R	ER	HR	BB	SO	WP	BK
2004	Peoria	Ariz	1-0	2.88	6	5	0	0	0	25.0	20	8	8	0	7	29	1	0
	Everett	Nwst	2-2	2.23	8	8	0	0	0	44.1	32	14	11	2	16	39	8	0
2005	Wisconsin	Mid	9-7	4.82	27	17	0	0	0	114.0	128	76	61	1331	77	13	5	1
2006	Wisconsin	Mid	2-4	5.46	11	11	0	0	0	57.2	73	49	35	3	24	43	15	0
	Tacoma	PCL	0-1	1.50	2	1	0	0	0	6.0	7	4	1	0	2	4	1	0
	Peoria#	Ariz	1-0	0.00	2	0	0	0	0	5.0	2	3	0	0	3	2	1	0

SOLOMON, Aaron

RHP**BORN:** 8-6-85 in South Ogden, UT**BATS:** Right **THROWS:** Right **HEIGHT:** 6-2 **WEIGHT:** 205**RESIDENCE:** Layton, UT**ACQUIRED:** Mariners' 11th round selection in the 2006 June Draft; signed by Mariners scout Alvin Rittman.

Aaron C. Solomon...graduated from Northridge High School (UT) in May, 2003... graduated from Trinidad State Junior College in June, 2005...attended Cumberland University...**2006:** began pro with Everett...allowed only one earned run in first 16.0 innings, June 21-Aug. 15, including 6.2 innings without allowing an earned run, June 21-July 15...limited opponents to a .194 average (14x72)...participated in the Mariners Arizona Instructional League.

PLAYING RECORD

YEAR	CLUB	LG	W-L	ERA	G	GS	CG	SHO	SV	IP	H	R	ER	HR	BB	SO	WP	BK
2006	Everett	Nwst	0-0	3.86	15	0	0	0	0	18.2	14	12	8	0	18	20	8	0

SOUZA, Justin

RHP**BORN:** 10-22-85 in Stockton, CA**BATS:** Right **THROWS:** Right **HEIGHT:** 6-1 **WEIGHT:** 185**RESIDENCE:** Galt, CA**ACQUIRED:** Mariners' 9th round selection in the 2006 June Draft; signed by Mariners scout Stacey Pettis.

Justin Richard Souza...graduated from Galt High School in June, 2003...named 2nd Team All-League selection and MVP his senior season...attended American River College and Sacramento City College...named to the first team All-Big Seven Conference in California...**2006:** began pro career with Everett, appearing in 17 games in relief...picked up first career win, tossing 2.0 shutout innings on July 19 at Boise...struck out season-high four batter in 2.0 innings on July 26 at Eugene...earned first save, tossing 2.0 scoreless innings on July 30 vs. Spokane.

PLAYING RECORD

YEAR	CLUB	LG	W-L	ERA	G	GS	CG	SHO	SV	IP	H	R	ER	HR	BB	SO	WP	BK
2006	Everett	Nwst	2-2	4.99	17	0	0	0	1	30.2	32	21	17	5	13	33	2	0

SULLIVAN, John

RHP**BORN:** 2-22-82 in Danville, IL**BATS:** Right **THROWS:** Right **HEIGHT:** 6-3 **WEIGHT:** 220**RESIDENCE:** Saginaw, MI**ACQUIRED:** Signed as a non-drafted free agent on August 13, 2004; signed by Mariners scout Ken Madeja.

John Michael Sullivan...graduated from Nouvel Catholic Central (MI) in June, 2000... attended the University of Oakland (MI)...played mostly catcher and third base in college... earned first team All-Mid-Conference honors...**2004:** participated in the Arizona Instructional League...**2005:** appeared in 16 games in relief with Peoria...held opponents scoreless in 13 of 16 appearances...did not allow and earned run in 11.2 consecutive innings (6 games), July 15-Aug. 14...struck out a season-high three batters six times...**2006:** started season on the disabled list with a right shoulder strain...reinstated from the DL on July 28 and assigned to Peoria...allowed only one run in 7.0 innings, including 6.0 consecutive scoreless innings, Aug. 2-17...transferred to Inland Empire on Aug. 19, appearing in one game...transferred to Wisconsin on Aug. 28...recorded only save of the season on Sept. 3 at Clinton.

PLAYING RECORD

YEAR	CLUB	LG	W-L	ERA	G	GS	CG	SHO	SV	IP	H	R	ER	HR	BB	SO	WP	BK
2005	Peoria	Ariz	3-0	2.92	16	0	0	0	2	24.2	28	12	8	1	6	23	0	0
2006	Peoria	Ariz	0-1	1.29	6	0	0	0	0	7.0	7	1	1	0	1	6	0	1
	Wisconsin	Mid	0-0	0.00	3	0	0	0	1	4.1	2	0	0	0	0	7	0	0
	Inland Empire	Cal	0-0	0.00	1	0	0	0	0	1.0	0	0	0	1	0	1	0	0

SURIEL, Walter

RHP**BORN:** 7-10-86 in Bani, DR**BATS:** Right **THROWS:** Right **HEIGHT:** 6-2 **WEIGHT:** 190**RESIDENCE:** Caldera, Bani, DR**ACQUIRED:** Signed as a non-drafted free agent April 20, 2006; signed by Mariners scout Patrick Guerrero.Walter Rafael Suriel...**2006:** spent season in the Dominican Summer League...went 2-2 with four saves and a 1.25 ERA in 19 games...limited opponents to a .241 average while striking out 39 in 36.0 innings...tossed season-high 19 scoreless innings, June 8-July 25.

TAYLOR, Karlin

RHP**BORN:** 9-10-87 in Providence Island, Columbia**BATS:** Right **THROWS:** Right **HEIGHT:** 6-5 **WEIGHT:** 175**RESIDENCE:** Providence Island, Columbia**ACQUIRED:** Signed as a non-drafted free agent July 6, 2004; signed by Mariners scout Curtis Wallace.Karlin A. Taylor...graduated from Colegio Junin in November, 2005...**2005:** played for Aguirre in the Venezuelan Summer League, going 1-1 with a 3.70 ERA in nine games, four starts...**2006:** appeared in one games in the Venezuelan Summer League.

THOMAS, Justin

LHP**BORN:** 1-28-84 in Toledo, OH**BATS:** Left **THROWS:** Left **HEIGHT:** 6-3 **WEIGHT:** 220**RESIDENCE:** Oregon, OH**ACQUIRED:** Mariners' 4th round selection in the June 2005 draft; signed by Mariners scout Ken Madeja.Justin Joseph Thomas...graduated from Clay High School in June, 2002...attended Youngstown State University...named 2005 Horizon Pitcher of the Year and First Team All-League in 2005...**2005:** began pro career with Everett...went 2-0 with a 2.76 ERA (29.1 IP, 9 ER) in 12 relief appearances and 1-3 with a 4.85 ERA (29.2 IP, 16 ER) in six starts...struck out a season-high six batters in 5.0 innings of work on July 25 vs. Eugene...held opponents to a .272 (63x232) average, including a .186 (11x59) vs. lefties...participated in 2005 Arizona Instructional League...**2006:** lead all Mariners farmhands with 14 wins, finished 2nd with 162 strikeouts and 6th with a 3.73 ERA...started season with Wisconsin...allowed one or less earned runs in seven of 11 starts...went 2-2 with a 1.78 ERA (6 ER, 30.1 IP) with 23 strikeouts in five starts in April...struck out nine batters in 6.0 innings on June 2 vs. Clinton...promoted to Inland Empire on June 7...struck out 111 batters in 105.1 innings, including a career-high 11 batters, twice on June 29 and Sept. 3...won four consecutive decisions, Aug. 3-24...allowed three or less earned runs in 13 of 17 starts...tossed complete game shutout, allowing four hits with seven strike outs on Aug. 19 at Rancho Cucamonga.

PLAYING RECORD

YEAR	CLUB	LG	W-L	ERA	G	GS	CG	SHO	SV	IP	H	R	ER	HR	BB	SO	WP	BK
2005	Everett	Nwst	3-3	3.81	18	6	0	0	0	59.0	63	32	25	31	20	48	5	0
2006	Wisconsin	Mid	5-5	3.10	11	11	0	0	0	61.0	69	29	21	4	17	51	2	0
	Inland Empire	Cal	9-4	4.10	17	17	1	1	0	105.1	108	58	48	10	45	111	6	0

TILLMAN, Chris

RHP**BORN:** 4-15-88 in Anaheim, CA**BATS:** Right **THROWS:** Right **HEIGHT:** 6-5 **WEIGHT:** 195**RESIDENCE:** Fountain Valley, CA**ACQUIRED:** Mariners' 2nd round selection in the 2006 June Draft; signed by Mariners scout Tim Reynolds.Christopher S. Tillman...graduated from Fountain Valley High School in June, 2006...entered the 2006 season as the top prospect in Southern California's high school ranks and was rated as the 39th overall prospect in the 2006 draft by Baseball America...named the Horizon League Pitcher of the Year and a member of the AFLAC All-American Baseball Classic after his junior season in 2005...**2006:** began pro career with Peoria, appearing in five games in relief...won back-to-back appearances July 27 and Aug. 1...earned first

TILLMAN (continued)

career save, tossing 4.0 innings allowing one earned run on four hits on Aug. 6 vs. the Royals...promoted to Everett on Aug. 8...tossed 6.0 innings allowing only one hit while striking out a season-high 10 batters, picking up the win on Aug. 17 vs. Yakima...struck out nine batters in 5.0 innings on Sept. 2 vs. Vancouver...participated in the Mariners Arizona Instructional League.

PLAYING RECORD

YEAR	CLUB	LG	W-L	ERA	G	GS	CG	SHO	SV	IP	H	R	ER	HR	BB	SO	WP	BK
2006	Peoria	Ariz	2-0	0.82	5	0	0	0	1	11.0	9	4	1	0	5	16	1	0
	Everett	Nwst	1-3	7.78	5	5	0	0	0	19.2	25	17	17	4	15	29	3	0

TORCATO, Tony

OF

Can be found in the invited players section of the media guide.

TORRES, Leonardo

RHP

BORN: 7-8-86 in Santo Domingo, DR

BATS: Right **THROWS:** Right **HEIGHT:** 6-2 **WEIGHT:** 165

RESIDENCE: Santo Domingo, DR

ACQUIRED: Signed as a non-drafted free agent June 15, 2003; signed by Mariners scouts Patrick Guerrero and Bob Engle.

Leonardo Torres...**2003:** participated in the Dominican Summer League...**2004:** played in the Dominican Summer League, going 2-0 with a 3.14 ERA in 13 games, 5 starts...**2005:** finished third season in the Dominican Summer League, going 2-3 with a 3.31 ERA in 12 starts...struck out 50 batters in 54.0 innings...participated in 2005 Arizona Instructional League...**2006:** spent season with Peoria...walked season-high seven batters in 4.1 innings on June 22 vs. the Padres...limited opponents to .203 average, including a .146 clip vs. right-anders...picked up only win of the season in last appearance on Aug. 19, tossing 3.0 shutout innings in relief...went 1-0 with a 1.54 ERA (2 ER, 11.2 IP) in four games in Aug...participated in the Mariners Arizona Instructional League.

PLAYING RECORD

YEAR	CLUB	LG	W-L	ERA	G	GS	CG	SHO	SV	IP	H	R	ER	HR	BB	SO	WP	BK
2006	Peoria	Ariz	1-0	4.98	9	5	0	0	0	21.2	16	15	12	0	20	16	5	0

TRIUNFEL, Carlos

IF

BORN: 2-27-90 in Santiago, DR

BATS: Right **THROWS:** Right **HEIGHT:** 5-11 **WEIGHT:** 175

RESIDENCE: Santiago, DR

ACQUIRED: Signed as a non-drafted free agent on September 23, 2006; signed by Mariners scouts Patrick Guerrero and Bob Engle.

Carlos Manuel Triunfel... **2006:** participated in Arizona Instructional League.

TROLIA, Aaron

RHP

BORN: 5-10-81 in Seattle, WA

BATS: Right **THROWS:** Right **HEIGHT:** 6-2 **WEIGHT:** 210

RESIDENCE: University Place, WA

ACQUIRED: Mariners' 27th round selection in the 2004 June draft; signed by Mariners scout Phil Geisler.

Aaron M. Trolia...graduated from Curtis High School in June, 2000...attended Bellevue Community College from 2001-2002...named to the NWAACC all-tournament team after pitching a complete game, allowing four hits and one earned run in BCC's win...transferred to Clemson for the 2003 season...transferred to Washington State University in 2004...**2004:** began pro career with Everett, appearing in 20 games, four starts...started season in bullpen, going 1-2 with six saves and 8.47 ERA in 16 games...moved into the starting rotation on Aug. 18...went 1-1 with a 2.25 in four starts...recorded five saves in five consecutive appearances, July 14-23...held opponents to a .258 average (40x155), including a .220 average (22x100) vs. right-handers...participated in the 2004 Arizona Instructional

TROLIA (continued)

League...**2005**: spent season with Inland Empire, appearing in 40 games, 10 starts...made one relief appearance on April 9 before moving into the starting rotation...allowed two or less runs in seven of 10 starts...went 2-3 with a 4.44 ERA as a starter, compared to 1-4 with a 5.17 in relief...moved back to the bullpen on June 3...struck out five of six batters faced on Aug. 31 at Lancaster...participated in 2005 Arizona Instructional League...**2006**: started season on the disabled list with muscle spasm in his back...reinstated from the DL and assigned to Inland Empire on April 15...picked up only save of the season on April 20 at Stockton...appeared in 15 games before going on the disabled list with an abdomen strain, May 29-June 29...went 4-0 with a 4.22 ERA in 20 games at home...struck out a season-high four batters, four times.

PLAYING RECORD

YEAR	CLUB	LG	W-L	ERA	G	GS	CG	SHO	SV	IP	H	R	ER	HR	BB	SO	WP	BK
2004	Everett	Nwst	2-2	4.83	20	4	0	0	6	41.0	39	23	22	5	17	33	4	0
2005	Inland Empire	Cal	3-7	4.82	40	10	0	0	0	104.2	118	71	56	6	49	77	1	0
2006	Inland Empire	Cal	4-2	4.80	34	0	0	0	1	54.1	69	35	29	3	23	59	3	0

TUCKER, J.B.

C

BORN: 2-20-82 in Black Foot, ID

BATS: Right **THROWS:** Right **HEIGHT:** 5-11 **WEIGHT:** 200

RESIDENCE: Bradenton, FL

ACQUIRED: Signed as a non-drafted free agent May 30, 2005; signed by Mariners scout Craig Bell.

John Bullock Tucker III...graduated from St. Stephens High School (FL) in May, 2000...attended Mississippi State University from 2002-2003...graduated from Wake Forest University in May, 2005...named second team All-ACC in 2005...**2005**: began pro career with Everett...lead the league with a .580 slugging percentage, T3rd in the league with 11 home runs and 3rd with 32 extra base hits...went 2x4 with one run, a double, a home run and a season-high five RBI on July 17 vs. Spokane...hit .417 (10x24) with eight runs scored, six extra-base hits and nine RBI during six-game hit streak, Aug. 10-19...hit home runs in back-to-back games, Sept. 5 and 6...participated in 2005 Arizona Instructional League...**2006**: split season between Wisconsin and Inland Empire...recorded season-high three RBI three times, April 27, May 13 and June 20...had season-high three hits on May 8 and Aug. 13...started season with Wisconsin...went 2x5 with two solo home runs on April 11 at Beloit...hit .350 (7x20) during five-game hit streak, April 23-28...recorded four consecutive multi-hit games, hitting .563 (9x16) with two runs, two doubles, a home run and three RBI, May 4-8...promoted to Inland Empire on June 2...recorded five RBI in two game, Aug. 28-29.

PLAYING RECORD

YEAR	CLUB	LG	AVG.	G	AB	R	H	2B	3B	HR	RBI	SH	SF	HB	BB	SO	SB-CS	E	OBP
2005	Everett	Nwst	.259	48	174	34	45	19	2	11	36	1	2	6	23	60	4-0	3	.361
2006	Wisconsin	Mie	.250	39	128	24	32	8	2	4	19	1	2	7	19	33	3-0	3	.372
	Inland Empire	Cal	.201	51	154	21	31	4	2	3	17	4	0	3	18	42	2-1	2	.297

TUIASOSOPO, Matt

IF

Can be found in the invited players section of the media guide.

UHLMANSIEK, Steve

LHP

BORN: 2-10-83 in Albuquerque, NM

BATS: Left **THROWS:** Left **HEIGHT:** 6-3 **WEIGHT:** 185

RESIDENCE: Overland Park, KS

ACQUIRED: Mariners' 12th round selection in the 2004 June draft; signed by Mariners scout Mark Lummus.

Steven M. Uhlmansiek...graduated from La Cuveatts High School (Albuquerque, NM) in May, 2001...attended Wichita State College...Named a first team Freshman All-American in 2003...underwent Tommy John surgery repair a torn ligament in his left elbow May 28, 2004...**2005**: appeared in 10 games with Peoria after recovering from Tommy John

UHLMANSIEK (continued)

surgery in 2004...tossed 7.0 consecutive scoreless innings (four games), July 27-Aug. 13...held opponents to a .246 average (15x61)...**2006**: spent season with Everett, making 15 starts...allowed only one earned run in 19.0 innings (four starts), June 20-July 5...won back-to-back starts June 30 and July 5...limited opponents to a .229 average, including a .204 clip vs. right-handed batters...struck out a season-high seven batters in 6.1 innings on Aug. 23 at Salem-Keizer...lost final five consecutive starts, Aug. 12-Sept. 5...allowed three or less runs in 12 of 15 starts...finished 2nd in the Northwest League with 38 walks, including a season-high seven walks on Aug. 6 at Tri-City...participated in the Mariners Arizona Instructional League.

PLAYING RECORD

YEAR	CLUB	LG	W-L	ERA	G	GS	CG	SHO	SV	IP	H	R	ER	HR	BB	SO	WP	BK
2005	Peoria	Ariz	0-0	3.78	10	8	0	0	0	16.2	15	11	7	2	10	9	0	0
2006	Everett	Nwst	3-6	4.07	15	15	0	0	0	66.1	57	32	30	3	38	60	3	2

UST, Brant

BORN: 7-17-78 in Brussels, Belgium

BATS: Right

THROWS: Right

HEIGHT: 6-2

WEIGHT: 200

RESIDENCE: Sammamish, WA

ACQUIRED: Signed as a minor league free agent on November 2, 2006.

Brant Steven Ust...selected by the New York Yankees in the 11th round of the June 1996 draft out of Eastlake High School in Redmond, WA...attended the University of Notre Dame...earned All-Big East Conference honors and was named the Freshman of the Year in the conference...named to Baseball America's All-Freshman team...All-Big East Conference and Player of the Year as a sophomore...Third-Team All-American by Baseball America...led the conference in home runs...played for Team USA during the summer...All-Big East selection as a shortstop...**1999**: selected by the Detroit Tigers in the 6th round of the 1999 June draft...recorded 13 multi-hit games, including five three-hit games...had season-high eight-game hitting streak, hitting .361 (13x36), July 5-13...went 2x5 with two home runs and three RBI on July 10 at Hudson Valley...**2000**: spent season with Jacksonville, appearing in 111 games...led all Southern League third basemen with 232 assists...went 3x5 with two runs, a home run and a season-high three RBI on April 6 vs. Carolina...**2001**: spent season with Erie, appearing in 87 games...named the best defensive third baseman in the Eastern League by Baseball America...hit safely in 13 of 16 games, hitting .369 (24x65), April 6-24...recorded 20 multi-hit games, including four three-hit games...missed part of the season after landing in the disabled list on May 15 with a broken left hand...appeared with the GCL Tigers on rehab assignment, June 22-30...played for Maryvale in the Arizona Fall League following the season, hitting .288 (34x118) with 15 runs, six doubles, three home runs and 17 RBI in 36 games...**2002**: started season with Erie...went 2x4 with two home runs and three RBI on April 26 vs. Altoona...transferred to Lakeland on June 20...hit .360 (9x25) during seven-game hitting streak, July 12-19...went 3x4 with a run scored, a double, a triple and two RBI on July 30 at St. Lucie...**2003**: started season with Erie, appearing in 45 games...hit .407 (22x54) vs. lefties compared to .224 (24x107) vs. right-handers...transferred to Toledo on June 5...finished 1st among International League third basemen with 26 double plays...went 3x4 with a run scored, a double, a home run and a season-high four RBI on July 11...**2004**: appeared in 111 games with Toledo...recorded season-high 10 game hit streak, hitting .459 (17x37), May 15-22...recorded five consecutive multi-hit games, May 17-20...went 1x4 with a grand slam home run on July 28 at Buffalo...had 27 multi-hit games, including seven three-hit games...**2005**: released by Detroit from minor league contract on March 23...signed as a minor league free agent with Boston on April 16...spent season with Wilmington...set career highs in games played (115), hits (116), home runs (13) and RBI (71)...recorded 31 multi-hit games, including a season-high 10 three-hit games...recorded two season-high 10-game hitting streaks, May 1-19 and July 6-18...went 3x5 with three runs, two doubles, a home run and a season-high five RBI on June 14 at Potomac...went 2x5 with two runs, two home runs and three RBI on July 8...**2006**: started season with Lynchburg...transferred to Altoona on April 22...hit .286 (12x42) with eight runs, a double, three home runs and 10 RBI in 14 games in May...went 2x4 with two runs, two home runs and a season-high five RBI on May 24 vs. Bowie...on the disabled list, July 22-Aug. 18, with a left forearm contusion.

PLAYING RECORD

YEAR	CLUB	LG	AVG.	G	AB	R	H	2B	3B	HR	RBI	SH	SF	HB	BB	SO	SB-CS	E	OBP
1999	Oneonta	NYP	.261	58	226	23	59	12	3	5	34	1	3	4	16	54	3-4	13	.317
2000	Jacksonville	Sou	.217	111	383	37	83	15	4	4	28	7	1	9	33	95	2-4	19	.293
2001	GCL Tigers#	GCL	.308	7	26	4	8	1	0	0	5	0	0	0	2	4	1-0	1	.357
	Erie	East	.238	87	323	36	77	16	1	6	31	3	3	6	15	81	1-1	11	.282
2002	Lakeland	FSL	.236	61	216	26	51	12	2	5	29	1	2	3	21	47	9-0	14	.310
	Erie	East	.201	60	209	28	42	11	1	9	20	1	2	5	20	55	0-1	11	.284
2003	Erie	East	.286	45	161	24	46	11	2	5	25	1	0	1	7	26	2-0	7	.320
	Toledo	INT	.253	86	296	26	75	25	2	5	31	2	2	5	14	61	1-3	14	.297
2004	Toledo	INT	.254	111	406	47	103	17	2	10	41	2	4	3	15	97	3-3	17	.283
2005	Wilmington	Caro	.262	115	443	54	116	20	0	13	71	1	6	8	27	107	1-1	3	.312
	Lynchburg	Caro	.167	7	18	1	3	1	0	0	1	1	0	2	4	9	0-0	0	.375
2006	Altoona	East	.199	55	166	14	33	3	0	4	17	0	2	2	13	38	0-1	7	.262

VALBUENA, Luis

IF

BORN: 11-30-85 in Zulia, VZ

BATS: Left THROWS: Right HEIGHT: 5-10 WEIGHT: 160

RESIDENCE: Zulia, VZ

ACQUIRED: Signed as a non-drafted free agent August 29, 2002; signed by Mariners scout Emilio Carrasquel.

Luis Adan Valbuena...**2003**: played for Aguirre in the Venezuelan Summer League...**2004**: played with Aguirre in the Venezuelan Summer league...led team in average (.361), games (61), at-bats (216), runs scored (44), hits (78), doubles (24) and triples (6)...named Most Valuable Player in the Venezuelan Summer League...named Aguirre's Most Valuable player by the Seattle Mariners...participated in the 2004 Arizona Instructional League...**2005**: started season with Tacoma, appearing in three games...transferred to Everett on May 14...finished 1st in the Northwest League with 12 home runs, T1st with 51 RBI and 4th with 14 stolen bases...hit .429 (12x28) during 8-game hit streak, June 22-29...hit home runs in back-to-back games June 25 and 26...went 4x5 with two runs, a triple and four RBI on July 7 at Boise...had season-high nine-game hit streak, hitting .313 (10x32), July 30-Aug. 8...went 3x4 with two runs two home runs and a season-high five RBI on Aug. 13 vs. Yakima...recorded five home runs in four consecutive games, going 9x17 (.529) with 13 RBI, Aug. 13-16...had 16 multi-hit games, including one four-hit game and six three-hit games...hit .357 (25x70) with runners in scoring position...named Everett's Most Valuable Player by the Seattle Mariners...participated in 2005 Arizona Instructional League...**2006**: started season with Wisconsin, finishing 2nd on the team with 21 stolen bases...recorded five multi-stolen base games, including a season-high three stolen bases on May 10 vs. Quad Cities...hit .333 (13x39) during 10-game hitting streak, May 17-28...had season-high 11-game hit streak, hitting .415 (17x41), June 8-22...hit home runs in back-to-back games on June 11 and 12 at Lancaster...hit .333 (30x90) with 12 runs scored, eight extra-base hits and 11 RBI in 25 games in June...hit .429 (15x35) during eight-game hitting streak, June 27-July 4...went 3x5 with three runs, a home run and a season-high four RBI on July 16 vs. Quad Cities...promoted to Inland Empire on July 19...hit safely in 28 of 43 games he appeared, including 12 multi-hit games...went 3x5 with a double, a home run and two RBI on July 27 at Lancaster...hit .280 (30x107) in 28 games in Aug.

PLAYING RECORD

YEAR	CLUB	LG	AVG.	G	AB	R	H	2B	3B	HR	RBI	SH	SF	HB	BB	SO	SB-CS	E	OBP
2005	Everett	Nwst	.261	74	287	47	75	10	3	12	51	1	4	2	31	37	14-6	8	.333
	Tacoma	PCL	.000	3	4	0	0	0	0	0	0	0	0	0	1	2	0-0	0	.200
2006	Wisconsin	Mid	.286	89	325	45	93	16	6	3	38	1	2	1	44	44	21-7	8	.371
	Inland Empire	Cal	.252	43	163	18	41	10	1	2	10	3	0	1	14	26	1-3	3	.315

VAN GALEN, Aric

LHP

BORN: 8-25-84 in Edmonton, Alberta, Canada

BATS: Left THROWS: Left HEIGHT: 6-6 WEIGHT: 200

RESIDENCE: Edmonton, Alberta, Canada

ACQUIRED: Mariners' 30th round selection in the 2005 June draft; signed by Mariners scout Wayne Norton.

Aric T. Van Gaalen...attended Lethbridge Community College...**2005**: played with the Edmonton Cracker-Cats in the Northern Independent League...finished the season 2nd on

VAN GAALEN (continued)

the team in games (35), 3rd in losses (6), 4th in walks (38) and hits (90), T4th in saves (3), 5th in runs (50) and earned runs (46) and T5th in games finished (7)...**2006**: spent season with Peoria, appearing in five games, four starts...won three consecutive decisions, June 23-July 8...allowed one earned run or less in three of five appearances...struck out a season-high five batters twice June 23 and July 13.

PLAYING RECORD

YEAR	CLUB	LG	W-L	ERA	G	GS	CG	SHO	SV	IP	H	R	ER	HR	BB	SO	WP	BK
2005	Edmonton	North	2-6	5.65	35	3	0	0	3	73.1	93	50	46	4	38	32	7	0
2006	Peoria	Ariz	3-1	2.45	5	4	0	0	0	25.2	32	11	7	0	2	19	0	1

VAN HEYDOORN, Rudy

IF

BORN: 4-17-89 in Santo Domingo, DR

BATS: Right **THROWS**: Right **HEIGHT**: 6-3 **WEIGHT**: 177

RESIDENCE: Ingenio Consuelo, DR

ACQUIRED: Signed as a non-drafted free agent on July 14, 2006; signed by Mariners scouts Patrick Guerrero and Franklin Taveras.

Rudy Van Heydoorn...is under contract for the 2007 season.

VARVARO, Anthony

RHP

BORN: 10-31-84 in Staten Island, NY

BATS: Right **THROWS**: Right **HEIGHT**: 6-0 **WEIGHT**: 180

RESIDENCE: Staten Island, NY

ACQUIRED: Mariners' 12th round selection in the 2005 June draft; signed by Mariners scout David May.

Anthony Michael Varvaro...graduated from Curtis High School (NY) in June, 2002...attended St. Johns University...under went "Tommy John" surgery on right elbow on June 27, 2005...**2006**: appeared in five games with Peoria...limiting opponents to a .184 average...lost final two starts of the season on Aug. 22 and 27, tossing 6.0 innings while allowing three runs, two earned.

PLAYING RECORD

YEAR	CLUB	LG	W-L	ERA	G	GS	CG	SHO	SV	IP	H	R	ER	HR	BB	SO	WP	BK
2006	Peoria	Ariz	0-2	1.64	5	3	0	0	0	11.0	7	3	2	0	5	15	1	0

VEGA, Marwin

RHP

BORN: 10-27-86 in Barranguilla, CO

BATS: Right **THROWS**: Right **HEIGHT**: 6-0 **WEIGHT**: 175

RESIDENCE: Barranguilla, CO

ACQUIRED: Signed as a non-drafted free agent July 16, 2003; signed by Mariners scout Curtis Wallace.

Marwin Vega...**2004**: played for Aguirre in the Venezuelan Summer League...went 4-4 with 2.52 ERA in 12 starts...led the team with 50 strikeouts and 53.2 innings pitched...participated in the 2004 Arizona Instructional League...**2005**: started season with Everett...transferred to Peoria on July 9...picked up only save of the season, tossing 3.0 innings allowing one run on two hits on Aug. 3 at Rangers...won three consecutive appearances, Aug. 14-24...tossed 5.0 innings allowing three runs on six hits while striking out a season-high eight batters on Aug. 24 vs. Brewers...participated in 2005 Arizona Instructional League...**2006**: spent season with Wisconsin, finishing 4th on the team with 97.2 innings pitched...allowed three earned run or less in 15 of 20 starts...struck out a season-high six batters on April 20 and July 8...lost four consecutive starts, April 25-June 23...tossed 12.0 scoreless innings in final two starts, Aug. 29-Sept. 3.

PLAYING RECORD

YEAR	CLUB	LG	W-L	ERA	G	GS	CG	SHO	SV	IP	H	R	ER	HR	BB	SO	WP	BK
2005	Everett	Nwst	0-2	9.35	3	2	0	0	0	8.2	7	11	9	0	7	9	3	0
	Peoria	Ariz	4-2	4.73	9	3	0	0	1	32.1	34	22	17	0	18	30	4	0
2006	Wisconsin	Mid	5-10	5.34	20	20	0	0	0	97.2	111	71	58	4	37	71	15	0

VELASQUEZ, Roberto

IF**BORN:** 2-14-90 in Puerto La Cruz, Anzoategui, VZ**BATS:** Both **THROWS:** Right **HEIGHT:** 5-11 **WEIGHT:** 160**RESIDENCE:** Guanta Anzoategui, VZ**ACQUIRED:** Signed as a non-drafted free agent July 10, 2006; signed by Mariners scout Emilio Carrasquel.

Roberto Antonio Velasquez...attended Manuel Reyes Bravo...is under contract for the 2007 season.

VENEGAS, Alfredo

RHP**BORN:** 5-11-86 in Guayaquil, Ecuador**BATS:** Right **THROWS:** Right **HEIGHT:** 6-1 **WEIGHT:** 180**RESIDENCE:** Guayaquil, Ecuador**ACQUIRED:** Signed as a non-drafted free agent July 21, 2003; signed by Mariners scout Mike Spiers.Alfredo Orlando Venegas...**2004:** played with Aguirre in the Venezuelan Summer League...went 4-0 with a 2.77 ERA and 23 strikeouts in 11 games, four starts...**2005:** finished second season with Aguirre, going 4-1 with a 1.96 ERA in 13 games, 10 starts...**2006:** spent second season in the Venezuelan Summer League...went 4-4 with a save and a 2.76 ERA in 17 games, 13 starts...limited opponents to a .243 average while striking out 53 and walking 13 in 75.0 innings.

VENTURA, Enmanuel

RHP**BORN:** 11-19-87 in Esperanza, DR**BATS:** Right **THROWS:** Right **HEIGHT:** 6-3 **WEIGHT:** 200**RESIDENCE:** Esperanza, DR**ACQUIRED:** Signed as a non-drafted free agent October 5, 2005; signed by Mariners scouts Patrick Guerrero and Bob Engle.Enmanuel Ventura...**2006:** played in the Dominican Summer League, appearing in one game.

VILLEZCAS, Marcos

IF**BORN:** 12-10-83 in Mission Hills, CA**BATS:** Both **THROWS:** Right **HEIGHT:** 5-11 **WEIGHT:** 180**RESIDENCE:** Chula Vista, CA**ACQUIRED:** Mariners' 23rd round selection in the 2006 June draft; signed by Mariners scout Phil Geisler.Marcos E. Villezcas...graduated from Montgomery High in San Diego...voted the team's most improved player for 2000-2001...help set a season record for double plays in 2000 (31) and 2002 (44)...was honorable mention All-Metro League in 2000 and two-time All-Mesa League in 2001 and 2002..was a 2002 All-CIF Second Team selection...batted .392 in 2002 with 14 doubles and a school record 132 at bats...team won the 2000 CIF championship as a sophomore...was Team MVP in 2004 for Southwestern College in Chula Vista, CA...was 2004 All-PCC League and in 2003 was honorable mention All-PCC...graduated from Brigham Young University...**2006:** began pro career with Peoria...hit safely in nine of 12 games, including four multi-hit games...recorded first career home run, a three-run shot, on July 4 vs. the Rangers...recorded a combined seven RBI in two game July 4 and 7...promoted to Everett on July 19...recorded season-high three hits on July 20 vs. Boise.

PLAYING RECORD

YEAR	CLUB	LG	AVG.	G	AB	R	H	2B	3B	HR	RBI	SH	SF	HB	BB	SO	SB-CS	E	OBP
2006	Peoria	Ariz	.283	12	46	14	13	1	0	1	10	0	1	0	8	6	1-1	2	.382
	Everett	Nwst	.214	34	140	15	30	4	1	3	16	0	0	2	10	23	0-1	9	.276

VOGEL, Matt

IF

BORN: 3-1-83 in San Gabriel, CA

BATS: Right THROWS: Right HEIGHT: 5-8 WEIGHT: 170

RESIDENCE: El Monte, CA

ACQUIRED: Mariners' 30th round selection in the 2006 June draft; signed by Mariners scout Phil Geisler.

Matthew H. Vogel...graduated from Glendora High School in 2002...four year letter-winner in baseball...was 1st All League for first three seasons...tore ACL in senior year, but was still named as Honorable Mention at shortstop...attended East L.A. College (CA) for two years...was a 1st team All-Conference selection and 1st team All-American in 2004...in 2003, was 1st team All-Conference and drafted by the Texas Rangers in the 30th round...graduated from Lewis & Clark State College in June, 2006...was an honorable mention All-American during 2006...**2006:** began pro career with Peoria...recorded a season-high eight game hit streak, hitting .370 (10x27), July 9-28...recorded season-high three hits on June 23 and Aug. 9...promoted to Everett on Aug. 30, appearing four games...tossed 1.0 inning in relief, retiring three consecutive batters after allowing a leadoff home run on Sept. 3 vs. Vancouver.

PLAYING RECORD

YEAR	CLUB	LG	AVG.	G	AB	R	H	2B	3B	HR	RBI	SH	SF	HB	BB	SO	SB-CS	E	OBP
2006	Peoria	Ariz	.241	31	108	9	26	3	0	0	8	5	0	1	4	13	4-3	7	.274
	Everett	Nwst	.100	4	10	0	1	0	0	0	0	0	0	0	0	4	0-0	0	.100

WAGNER, Mike

LHP

BORN: 3-28-85 in Fort Pierce, FL

BATS: Left THROWS: Left HEIGHT: 6-4 WEIGHT: 225

RESIDENCE: Fort Pierce, FL

ACQUIRED: Signed as a minor league free agent on September 14, 2006; signed by Mariners scout Wayne Norton.

Michael Francis Wagner...graduated from Lincoln Park Academy (FL) in June, 2003...attended Indian River Community College (FL) in 2004...originally signed as a non-drafted free agent with the New York Yankees on May 24, 2004...**2004:** made professional debut with the Gulf Coast Yankees, posting an 0-1 record with a 2.29 ERA in 15 games (five starts)...made one relief appearance for Class-A Staten Island, surrendering two earned runs in 1.1 innings...**2005:** pitched in 19 games with Class-A Staten Island Yankees, going 0-1 with a 1.59 ERA and 19 strikeouts in 17.0 innings...**2006:** released by New York on April 1...signed by Winnipeg in the Independent League on May 23...appeared in a career-high 37 games in relief.

PLAYING RECORD

YEAR	CLUB	LG	W-L	ERA	G	GS	CG	SHO	SV	IP	H	R	ER	HR	BB	SO	WP	BK
2004	Yankees	GCL	0-1	2.29	15	5	0	0	1	35.1	30	11	9	2	10	31	1	0
	Staten Island		0-0	13.50	1	0	0	0	0	1.1	3	2	2	0	2	1	0	0
2005	Staten Island		0-1	1.59	19	0	0	0	0	17.0	18	4	3	1	7	19	1	0
2006	Winnipeg	IND	1-1	2.55	37	0	0	0	1	49.1	39	16	14	2	11	42	5	0

WHITE, Joe

IF

BORN: 1-14-86 in Atlanta, GA

BATS: Left THROWS: Right HEIGHT: 6-3 WEIGHT: 215

RESIDENCE: Cumming, GA

ACQUIRED: Mariners' 41st round selection in the 2006 June draft; signed by Mariners scout Craig Bell.

Joseph Allen White...graduated from South Forsyth High School in May, 2004...graduated from Georgia Perimeter College in May, 2006...two-time All-Region selection...national player of the week selection...named 2005 NJCAA Player of the Year...**2006:** began pro career with Everett...recorded a nine-game hit streak, hitting .303 (10x33), June 19-29...had three season-high three-hit games on July 12, Aug. 27 and Aug. 31...hit two home runs on Aug. 31 vs. Eugene.

WHITE (continued)

PLAYING RECORD

YEAR	CLUB	LG	AVG.	G	AB	R	H	2B	3B	HR	RBI	SH	SF	HB	BB	SO	SB-CS	E	OBP
2006	Everett	Nwst	.250	60	196	29	29	5	0	7	21	0	1	4	56	56	0-3	3	424

WILLIAMS, Harold

LHP

BORN: 9-23-84 in Carson, CA

BATS: Left **THROWS:** Left **HEIGHT:** 6-4 **WEIGHT:** 190

RESIDENCE: Colton, CA

ACQUIRED: Mariners' 38th round selection in the 2004 June draft; signed by Mariners scouts Tim Reynolds Phil Pote.

Harold Ellis Williams...graduated from Rialto High School (CA) in June, 2002...attended Mt. San Jacinto College...**2005:** began pro career with Peoria, appearing in 10 games, six starts...tossed 5.0 innings allowing one run on three hits while striking out six to pick up first career win on June 28 at Brewers...struck out 44 batters in 47.0 innings, including a season-high eight strikeouts on July 3 at Giants...went 0-1 with a 2.00 ERA in four relief appearances and 2-1 with a 2.48 ERA in six starts...held opponents to a .218 (38x174) average, including a .199 (27x136) clip vs. right-handers...promoted to Everett on Aug. 19, making four starts...tossed 7.0 scoreless innings allowing two hits while striking out seven, on Aug. 27 at Vancouver...named Peoria's Most Valuable Pitcher by the Seattle Mariners...participated in 2005 Arizona Instructional League...**2006:** spent season with Wisconsin, appearing in 37 games, eight starts...went 1-1 with a 2.08 ERA in 23 games in relief and 2-3 with a 4.30 ERA in eight games as a starter...struck out 59 batters in 39.0 innings in relief...tossed season-high 11.2 consecutive scoreless innings, April 6-24...struck out a season-high six batters in 3.1 innings on May 25 at Burlington...limited opponents to a .191 average...named to the Midwest League all-star team.

PLAYING RECORD

YEAR	CLUB	LG	W-L	ERA	G	GS	CG	SHO	SV	IP	H	R	ER	HR	BB	SO	WP	BK
2005	Peoria	Ariz	2-2	2.30	10	6	0	0	0	47.0	38	16	12	2	16	44	6	0
	Everett	Nwst	0-2	5.79	4	4	0	0	0	14.0	11	9	9	2	11	15	2	0
2006	Wisconsin	Mid	3-4	3.17	31	8	0	0	0	76.2	51	37	27	6	72	90	12	1

WILLIAMSON, Fabian

LHP

BORN: 10-20-88 in Panorama City, CA

BATS: Right **THROWS:** Left **HEIGHT:** 6-2 **WEIGHT:** 175

RESIDENCE: Sun Valley, CA

ACQUIRED: Mariners' 22nd round selection in the 2006 June draft; signed by Mariners scouts Phil Pote Greg Whitworth.

Fabian Williamson...graduated from Kennedy High School (CA) in June, 2006...named First Team All-City in 2005 and 2006...is under contract for the 2007 season.

WINTER, Haley

RHP

BORN: 6-16-84 in San Francisco, CA

BATS: Right **THROWS:** Right **HEIGHT:** 5-9 **WEIGHT:** 185

RESIDENCE: Oakland, CA

ACQUIRED: Mariners' 40th round selection in the 2006 June draft; signed by Mariners scout Tim Reynolds.

Haley M. Winter...graduated from Miramonte High School in June, 2002...graduated from University of California, Riverside in December, 2006...named the Big West Conference's Co-Pitcher of the Week of February 21-27, 2005...named to 2006 Big West Conference All-Academic Spring Team...**2006:** began pro career with Peoria, appearing in 17 games in relief...allowed only one earned run in 10.0 innings, July 24-Aug. 24...won back-to-back appearances Aug. 9 and 12...struck out a season-high four batters in 2.0 innings on Aug. 17 vs. the Cubs.

PLAYING RECORD

YEAR	CLUB	LG	W-L	ERA	G	GS	CG	SHO	SV	IP	H	R	ER	HR	BB	SO	WP	BK
2006	Peoria	Ariz	2-2	6.91	17	0	0	0	0	27.1	43	27	21	0	6	26	5	0

WOERMAN, Joseph

RHP**BORN:** 12-17-82 in Edmonds, WA**BATS:** Right**THROWS:** Right**HEIGHT:** 6-3**WEIGHT:** 200**RESIDENCE:** Coronado, CA**ACQUIRED:** Mariners' 11th round selection in the June 2003 draft; signed by Mariners scout Tim Reynolds.

Joseph Woerman...graduated from Coronado High School in June 2001...played for San Diego City College...on the provisional roster for the Netherlands for the inaugural 2006 World Baseball Classic...**2003:** made seven relief appearances with Peoria...participated in the Mariners 2003 Arizona Instructional League...**2004:** started season with Everett, appearing in nine games...picked up first career save, tossing 3.0 scoreless innings on July 3 at Vancouver...struck out five batters on 3.0 innings on July 16 vs. Yakima...transferred to Peoria on July 27, appearing in nine games, eight starts...tossed 6.0 scoreless innings while striking out a season-high eight batters, but picked up a no decision on Aug. 24 vs. Padres...participated in the 2004 Arizona Instructional League...**2005:** spent most of the season with Everett, but appeared in two games with Tacoma (June 20 and Aug. 2)...struck out a season-high four batters three times...**2006:** started season with Inland Wisconsin...did not allow an earned run in 24 of his 28 appearances...tossed a career-high 23.2 consecutive innings without allowing an earned run, April 26-June 15...went 7x8 in save opportunities...limited opponents to a .162 average, including .114 clip vs. lefties...struck out a season-high four batters in back-to-back games on May 9 and 13...promoted to Inland Empire on June 21...allowed only three earned runs over his final 15.0 innings, Aug. 1-Sept. 4...played for the Waikiki BeachBoys in the Hawaiian Winter League, going 3-1 with a 4.26 ERA (12 ER/25.1 IP) in 17 games in relief.

PLAYING RECORD

YEAR	CLUB	LG	W-L	ERA	G	GS	CG	SHO	SV	IP	H	R	ER	HR	BB	SO	WP	BK
2003	Peoria	Ariz	1-0	5.06	7	1	0	0	0	10.2	14	6	6	0	5	9	2	0
2004	Everett	Nwst	0-1	6.57	9	0	0	0	1	12.1	13	14	9	3	8	12	4	0
	Peoria	Ariz	1-3	5.33	6	0	0	0	0	27.0	27	19	16	0	16	27	2	0
2005	Everett	Nwst	0-0	4.76	11	2	0	0	0	17.0	16	11	9	0	20	21	6	0
	Tacoma	PCL	0-0	12.00	2	0	0	0	0	3.0	2	4	4	1	7	2	1	0
2006	Wisconsin	Mid	2-2	2.12	28	0	0	0	7	34.0	19	12	8	1	14	54	2	0
	Inland Empire	Cal	2-0	2.67	24	0	0	0	0	30.1	29	10	9	2	15	31	2	1

WOMACK, Josh

OF**BORN:** 1-5-84 in San Diego, CA**BATS:** Left**THROWS:** Left**HEIGHT:** 6-1**WEIGHT:** 190**RESIDENCE:** San Diego, CA**ACQUIRED:** Mariners' 2nd round selection in the 2002 June draft; signed by Mariners scout Steve Rath.

Joshua David Womack...graduated from Crawford High School in San Diego, CA June, 2002...**2002:** began pro career with Peoria...had 9-game hitting streak, July 4-15...**2003:** played outfield for Everett in 2003...had a season-high eight-game hitting streak, June 24-July 2, hitting .448 (13x29)...on disabled list on July 16 with a fractured left middle finger...reinstated from the DL on Aug. 11...reached base safely 34 of 41 games...hit .386 at home, compared to .194 on the road...had 14 multi-hit games, including a four-hit game on Sept. 2...participated in Arizona Instructional League...**2004:** spent entire season with Wisconsin...had a career-high 13-game hitting streak, hitting .375 (21x56), May 22-June 5...led-off first inning with a home run three times (April 18 vs. Peoria, April 25 at Beloit and April 26 at Beloit)...scored a run in nine consecutive games, April 21-29...tied for team lead in runs scored (76)...led the team in stolen bases (24) and outfield assists (10)...5th in the Midwest league with nine triples...**2005:** spent second season with Wisconsin...hit .344 (32x93) during a career-high 22-game hit streak, T2nd longest in the Midwest League in 2005, April 10-May 4...went 2x5 with two runs scored, a triple and a season-high three RBI on June 23 vs. Quad Cities...recorded a season-high four hits on July 5 vs. Beloit...hit .344 (11x32) during seven-game hit streak, Aug. 9-20...one of eight players from Wisconsin to be named to the Midwest League All-Star team...**2006:** spent season with Inland Empire and led the team with nine triples...recorded 35 multi-hit games, including a season-high 11 three-hit games...hit .444 (16x36) during season-high nine-game hitting streak, May 4-15...went 3x5 with two runs scored, two doubles, a triple and a season-high five RBI on July 27 at Lancaster...hit .301 (22x73) in 19 games in June...hit .307 (62x202) in 60 games

WOMACK (continued)

at home, compared to .267 (56x210) in 56 games on the road...participated in the Mariners Arizona Instructional League.

PLAYING RECORD

YEAR	CLUB	LG	AVG.	G	AB	R	H	2B	3B	HR	RBI	SH	SF	HB	BB	SO	SB-CS	E	OBP
2002	Peoria	Ariz	.269	43	160	20	43	10	5	1	12	1	1	4	13	25	8-12	20	.325
2003	Everett	Nwst	.297	41	155	25	46	9	4	3	18	2	0	0	19	40	8-5	3	.374
2004	Wisconsin	Mid	.260	118	470	76	122	21	9	5	39	2	2	4	34	126	24-7	2	.314
2005	Wisconsin	Mid	.256	102	371	59	95	16	5	3	33	2	2	1	41	93	22-3	5	.330
2006	Inland Empire	Cal	.286	116	412	66	118	15	9	6	43	5	3	4	40	90	17-14	3	.353

YAN, Fello

RHP

BORN: 9-9-89 in Quisqueilla, Dan Pedro Macoris, DR

BATS: Right **THROWS:** Right **HEIGHT:** 6-3 **WEIGHT:** 180

RESIDENCE: Quisqueilla, Dan Pedro Macoris, DR

ACQUIRED: Signed as a non-drafted free agent September 29, 2006; signed by Mariners scouts Franklin Taveras and Patrick Guerrero.

Yan Fello...is under contract for the 2007 season.

YEPEZ, Mario

OF

BORN: 6-15-88 in Barquisimeto, VZ

BATS: Both **THROWS:** Right **HEIGHT:** 6-1 **WEIGHT:** 160

RESIDENCE: Quibor, VZ

ACQUIRED: Signed as a non-drafted free agent July 31, 2005; signed by Mariners scout Emilio Carrasquel.

Mario Junior Yeppez...graduated from Liceo Nuestra Senora De Ahaguaua in Lara in July, 2004...**2006:** played with Aguirre in the Venezuelan Summer League...hit .227 (39x172) with 11 runs scored, seven doubles, two triples, a home run and 26 RBI in 60 games.

ZAPATA, Angel

IF

BORN: 11-25-87 in Haina, DR

BATS: Right **THROWS:** Right **HEIGHT:** 6-2 **WEIGHT:** 170

RESIDENCE: Santo Domingo, DR

ACQUIRED: Signed as a non-drafted free agent March 29, 2005; signed by Mariners scouts Bob Engle and Patrick Guerrero.

Angel Zapata...**2005:** played in the Dominican Summer League, hitting .240 (6x25) in 14 games...**2006:** spent second season in the Dominican Summer League...hit .230 (29x126) with 22 runs scored, three doubles, two triples, two home runs, 10 RBI and nine stolen bases in 49 games.

ZAPATA, Juan

RHP

BORN: 8-6-84 in Bany, DR

BATS: Right **THROWS:** Right **HEIGHT:** 6-3 **WEIGHT:** 180

RESIDENCE: Bany, DR

ACQUIRED: Signed as a non-drafted free agent February 27, 2003; signed by Mariners scouts Patrick Guerrero and Bob Engle.

Juan Riguelmy Zapata...**2003:** participated in the Dominican Summer League...**2004:** played in the Dominican Summer League, going 3-1 with a 2.44 ERA and 34 strikeouts in 10 games, nine starts...participated in the 2004 Arizona Instructional League...**2005:** spent season with Peoria...tossed 13.0 consecutive innings without an earned run (7 games), July 14-Aug. 11...went 4-0 with a 0.78 ERA (23 IP, 2 ER), July 14-Aug. 23...**2006:** started season with Tacoma, making five relief appearances...transferred to Peoria on May 13...appeared in three games, two starts, with Peoria, July 18-29.

PLAYING RECORD

YEAR	CLUB	LG	W-L	ERA	G	GS	CG	SHO	SV	IP	H	R	ER	HR	BB	SO	WP	BK
2005	Peoria	Ariz	4-3	3.86	15	4	0	0	0	42.0	50	27	18	2	14	33	3	0
2006	Peoria	Ariz	0-0	3.60	3	2	0	0	0	5.0	5	3	2	1	3	5	1	1
	Tacoma	PCL	0-0		5	0	0	0	0	9.0	10	8	6	2	3	8	0	0

2006 JUNE DRAFT

RD	PLAYER	POS	B-T	HT	WT	AGE	SCHOOL	HOMETOWN
1	Brandon Morrow*	RHP	R-R	6-3	190	21	University of California	Rohnert Park, CA
2	Chris Tillman*	RHP	R-R	6-5	195	18	Fountain Valley HS	Fountain Valley, CA
3	Tony Butler*	LHP	L-L	6-7	205	18	Oak Creek HS	Oak Creek, WI
4	Ricky Orta*	RHP	R-R	6-2	195	21	University of Miami	Miami, FL
5	Nathan Adcock*	RHP	R-R	6-4	185	18	North Hardin HS	Vine Grove, KY
6	Adam Moore*	C	R-R	6-2	220	22	Univ. of Texas, Arlington	Mineola, TX
7	Doug Fister*	RHP	R-R	6-8	195	22	Fresno State University	Merced, CA
8	Steve Richard*	RHP	R-R	6-2	230	20	University of Clemson	BillERICA, MA
9	Justin Souza*	RHP	R-R	6-1	190	20	Sacramento CC	Galt, CA
10	Chris Minaker*	SS	R-R	6-0	195	22	Stanford University	Lynnwood, WA
11	Aaron Solomon*	RHP	R-R	6-4	205	20	Cumberland University	Layton, UT
12	Gavin Dickey*	LF	R-R	5-11	205	22	University of Florida	Tallahassee, FL
13	Joseph Kantakevich*	RHP	R-R	6-2	195	22	William and Mary College	Rockville, MD
14	Jared Baehl	3B	R-R	6-2	200	18	North Posey HS	Poseyville, IN
15	Andrew Fiorenza*	RHP	R-R	6-1	205	21	Clemson University	Atlanta, GA
16	Austin Bibens-Dirkx*	RHP	R-R	6-2	190	21	University of Portland	Keizer, OR
17	Daniel Runzler	LHP	L-L	6-5	210	21	UC, Riverside	Simi Valley, CA
18	Kameron Mickolio*	RHP	R-R	6-9	255	22	Utah Valley St. College	Orem, UT
19	Cam Nobles	RHP	R-R	6-1	170	18	Jackson HS	Mill Creek, WA
20	Johan Limonta*	1B	L-L	6-0	210	23	Miami Dade CC	Miami, FL
21	Brent Gaphardt	LHP	L-L	6-5	240	22	University of Delaware	Bel Air, MD
22	Fabian Williamson*	LHP	L-L	6-3	184	17	John F. Kennedy HS	Granada Hills, CA
23	Marcos Villedcas*	SS	S-R	5-11	180	22	Brigham Young Univ.	Provo, UT
24	Kyle Parker*	RHP	R-R	6-2	200	21	University of Washington	Yakima, WA
25	Tyson Gillies	CF	L-R	6-1	185	17	R.E. Mountain Secondary	Langley, BC, Canada
26	Greg Moviell*	LHP	L-L	6-6	230	21	Vanderbilt University	Berea, OH
27	Bryan Ball*	RHP	R-R	6-2	210	21	University of Florida	Taylorville, UT
28	Rocky Collis*	RHP	R-R	6-2	215	22	Cornell University	Pasadena, CA
29	Greg Nesbit*	LHP	L-L	6-3	195	23	James Madison Univ.	Drumore, PA
30	Matt Vogel*	SS	R-R	5-9	175	23	Lewis & Clarke St. Col.	El Monte, CA
31	David McClain	RHP	R-R	6-4	190	19	San Jacinto Col. North	Houston, TX
32	Joe Agreste	1B	L-L	6-3	185	19	Potomac State. College	Chesapeake, VA
33	Robert Harmon*	RHP	R-R	6-7	240	22	Univ. of Arkansas, Little Rock	Villa Hills, CT
34	Stanley Posluszny*	RF	L-R	6-3	220	23	West Virginia Univ.	Aliquippa, PA
35	Alex Meneses*	SS	R-R	5-10	180	22	Barry University	Miami, FL
36	Kyle Haas	RHP	R-R	6-6	200	18	Douglas College	Pitt Meadows, BC, Canada
37	Chris Walden	RHP	R-R	6-4	193	18	Bellefontaine HS	Bellefontaine, OH
38	Michael Drake	CF	L-L	6-0	190	18	Consumnes River College	Elk Grove, CA
39	Phillip Roy	RHP	R-R	6-4	175	18	Miami Dade CC	Miami, FL
40	Haley Winter*	RHP	R-R	5-9	185	21	UC, Riverside	Oakland, CA
41	Brandon Fromm*	1B	L-L	6-2	220	21	San Jose State	Modesoto, CA
42	Shane Cox	RHP	R-R	6-4	185	19	Alvin CC	Pasadena, CA
43	Clint Straka	RHP	R-R	6-2	180	19	Northern Okla. College	Harrah, OK
44	Bryan Earley	RHP	R-R	6-4	210	18	Elder HS	Cincinnati, OH
45	Jeremy Camacho	SS	R-R	5-10	165	18	Eagle Rock HS	Los Angeles, CA
46	Robbie Dominguez	RHP	R-R	6-3	190	20	Cerritos JC	Pico Rivera, CA
47	Sean Ward	CF	R-R	6-0	200	18	Evans HS	Martinez, GA
48	Jeremy Beeching	LHP	L-L	6-3	215	19	Volunteer St. CC	Peckville, PA
49	Nathan Tacker	RHP	R-R	6-2	195	22	Rice University	Benbrook, TX
50	Tyler Sanford	C	R-R	6-0	190	18	Saguaro HS	Scottsdale, AZ

* Signed as of January 20, 2007



Guidelines for Selection to the Mariners Hall of Fame

The Mariners Hall of Fame was established in 1997 to honor the great players and other individuals who make positive contributions to the history of the Mariners franchise.

- I. Eligible Candidates** - To be eligible for consideration, uniformed personnel (player, manager or coach) should meet the following requirements:
- A.** Active in a Mariners' uniform for at least five seasons;
 - B.** Ceased to be active in the Major Leagues at least two seasons preceding the selection, but may be otherwise connected with baseball.

To be eligible for consideration, non-uniformed personnel should meet the following requirements:

- A.** Full-time employee of the Mariners for at least five seasons.
 - B.** Made significant contributions to Mariners Baseball and the franchise, either on or off the field.
- II. Method of Selection** - The Board of Directors of the Baseball Club of Seattle, Inc., at the recommendation of the Chief Executive Officer and the President of the Mariners, the front office, uniformed personnel, the media and fans, shall in their sole discretion determine who will be selected on an annual basis.
- III. Criteria for Selection** - The primary criterion for inclusion in the Mariners Hall of Fame shall be the on-field impact a player had while in a Mariners' uniform. The measure of a player's impact shall primarily be the statistical record created by the player.

The Mariners will consider other factors, such as:

- 1. Statistical impact on the field while in a non-Mariners uniform, whether before or after his tenure with the Mariners;
 - 2. A player's positive impact on the Northwest community outside the game of baseball; and
 - 3. A player's positive impact in enhancing the image of the Seattle Mariners or Major League Baseball.
- IV. Time of Selection** - The selection process will be conducted during the first quarter of each calendar year. If an individual is selected, it will be announced within the first two months of that regular baseball season.
- V. Retirement of uniform number** - The Mariners plan to retire uniform numbers only very selectively and subject to substantially higher expectations than those applied to the Mariners' Hall of Fame. To be eligible to have one's number retired, the former Mariners should have either **a)** been elected to the National Baseball Hall of Fame and been in a Mariner's uniform for at least five years, or **b)** come close to such election and have spent substantially his entire career with the Mariners. Eligibility shall not commence until after the former player has been voted on once for the National Baseball Hall of Fame, which for all practical purposes means six years after retirement. In this regard, the Mariners will take into consideration the policy of other American League clubs in retiring uniform numbers.
- VI. Amendments** - The Seattle Mariners reserve the right to alter and amend these guidelines at any time.

MLB.com | Where baseball is always on

Major League Baseball's Virtual Pressbox

For accredited media members only.

era 3.0



The only official up-to-the minute media source


statistical reports,
box scores,
transcripts,
press releases,
press conferences,
game notes,
online credentialing,
headshots
and logos.

www.mlbpressbox.com



The Official Site of Major League Baseball®

MISCELLANEOUS



USEFUL SEATTLE PHONE NUMBERS (206 area code unless noted)

AIRLINES

Alaska.....	1-800-252-7522
American.....	1-800-433-7300
Continental.....	1-800-523-3273
Delta.....	1-800-221-1212
Northwest.....	1-800-225-2525
United.....	1-800-241-6522
U.S. Air.....	1-800-428-4322

TAXI COMPANIES

Airport Taxi.....	547-4700
Farwest Cabs.....	622-1717
Yellow Cabs.....	622-6500

TELEPHONE COMPANY

QWEST Communications.....	1-800-603-6000
---------------------------	----------------

HOTELS

Cavanaugh's Inn.....	971-8000
Crowne Plaza.....	464-1980
Edgewater Hotel.....	728-7000
Fairmont Olympic.....	621-1700
Grand Hyatt Seattle.....	774-1234
Hilton Seattle Airport.....	244-4800
Hilton Seattle (Downtown).....	624-0500
Hotel 1000.....	957-1000
Inn at El Gaucho.....	728-1133
Marriott (SeaTac).....	241-2000
Pan Pacific.....	264-8111
Paramount.....	663-1144
Red Lion.....	971-8000
Renaissance.....	583-0300
Residence Inn Downtown/Lake Union.....	624-6000
Sheraton Seattle.....	621-9000
Silver Cloud.....	204-9800
SpringHill Suites by Marriott.....	254-0500
The Sorrento.....	622-6400
W Hotel Seattle.....	264-6000
Warwick.....	443-4300
Westin Seattle.....	728-1000

REGULAR SEASON HOTELS

Baltimore.....	Renaissance Baltimore (410) 547-1200
Boston.....	Westin Copley Place (617) 262-9600
Chicago (AL).....	Westin Chicago (312) 943-7200
Chicago (NL).....	Westin Chicago (312) 943-7200
Cleveland.....	Ritz Carlton (216) 623-1300
Detroit.....	The Townsend Hotel (248) 642-7900
Houston.....	Westin Galleria (713) 960-8100
Kansas City.....	Intercontinental (816) 756-1500
Los Angeles (AL).....	DoubleTree Hotel (714) 634-4500
.....	Westin South Coast (714) 540-2500
Minnesota.....	Radison Plaza (612) 339-4900
New York.....	New York Hilton (212) 586-7000
Oakland.....	Renaissance Vinoy (415) 397-7000
San Diego.....	Marriott San Diego (619) 234-1500
Tampa Bay.....	Renaissance Vinoy (727) 894-1000
Texas.....	Four Seasons Irving (972) 717-0700
Toronto.....	Park Hyatt Toronto (416) 925-1234

HOW TO FIGURE

Batting Average — Divide the total number of hits collected by a player by the total number of at bats. Example: Player A is 12-of-40 or .300.

Slugging Percentage — Divide the number of total bases by the total number of at bats. Example: Player A's 12 hits include six singles (6), one double (2), two triples (6) and three home runs (12) for a total of 26 total bases in 40 at bats and a .650 slugging percentage.

On-Base Percentage — Divide the total of hits, all bases on balls and hit by pitch by the total of at bats, all bases on balls, hit by pitch and sacrifice flies.

Earned Run Average — The total number of earned runs allowed by a pitcher is divided by the total number of innings pitched and then multiplied by nine for his per-game average. Example: Pitcher B has allowed 12 earned runs in 45 innings of work for a 2.40 ERA.

Fielding Average — The sum of putouts and assists is divided by the sum of putouts, assists and errors. Example: Player C has made 16 putouts and 24 assists and two errors. That's 40 putouts and assists divided by 42 chances for a fielding average of .952.

Magic Number — Determine the number of games yet to be played by the division leader, add one, then subtract the number of games ahead in the loss column of the standings from the closest opponent.

SAFECO FIELD

Safeco Field is widely recognized by fans and Major League players as one of the best ballparks in baseball. Located just south of downtown Seattle in the SODO neighborhood, Safeco Field boasts excellent sightlines designed specifically for baseball, sweeping views of Puget Sound and the downtown skyline, and a host of fan-friendly amenities that give fans an unparalleled experience.

Since it opened on July 15, 1999, Safeco Field has regularly appeared on Top 10 and "best" lists such as the MLB.com players' survey of favorite ballparks (ranked #2 behind Wrigley Field), ESPN.com staff picks (#10), ESPN.com reader survey (#6), and ESPN.com Best Signature Food (IvarDog). Zagat, the noted travel guidebook, even ranked Safeco Field as one of the top family attractions in the nation (ahead of Seattle's other main attractions including the Space Needle, Woodland Park Zoo and Museum of Flight).

Safeco Field's openness invites fans to enjoy games from many different vantage points and the festive "event within the event" atmosphere of the Bullpen Market attracts thousands of fans before and during games. A wide selection of food, including such local favorites as Ivar's & Kidd Valley, a variety of Pan-Asian dishes and traditional ballpark fare, offer fans a taste of the world.

New to Safeco Field in 2007 is the Northwest Baseball Museum and Mariners Hall of Fame. Located on the Main Concourse along the third base line, the Museum and Hall of Fame offers fans the rich history of baseball in the Pacific Northwest through photos and interactive exhibits. Another new amenity is the All-Star Club on the suite level, an exciting new premium seating opportunity that gives fans a luxury, all-inclusive experience.

Since the Inaugural Game, Safeco Field has drawn over 24 million fans to Major League baseball events. The ballpark has also hosted such varied events as U.S. Men's Soccer matches, Women's Gold Cup Soccer, the 2001 Seattle Bowl college football game, World Wrestling Entertainment's WestMania XIX, the WIAA State High School baseball championships, Mariners Cup invitational high school baseball tournament, numerous graduations, proms, trade shows, weddings, birthday celebrations and holiday parties.

SAFECO FIELD FIRSTS

Groundbreaking:	March 8, 1997
Grass Installed:	May 24, 1999
Inaugural Game:	July 15, 1999
Opponent:	San Diego Padres
Ceremonial First Pitch:	Dave Niehaus - Mariners Broadcaster
First Pitch:	Jamie Moyer, 7:15 p.m., called strike
First Safeco Field Home Run:	Russ Davis (July 17, 1999)
First Safeco Field Grand Slam:	Raul Ibañez (July 17, 1999)

FANS COME FIRST

Fan comfort and convenience were top considerations in the design and construction of Safeco Field. Wide concourses, ample leg room, excellent sight lines, seats angled toward the field, plenty of bathrooms and concession stands all combine to provide fans with a first-class experience.

THE RETRACTABLE ROOF

The ballpark's one-of-a-kind retractable roof is designed to cover but not enclose the field and seating areas, thus preserving an open-air environment. The structure covers nearly 9 acres, weighs 22 million pounds and contains enough steel to build a 55-story skyscraper. The three movable panels glide on 128 steel wheels powered by 96 ten horsepower electric motors. The push of a button extends or retracts the roof in an average

Inaugural Game Starting Line-up

D. Bell	2B
D. Segui	1B
K. Griffey Jr.	CF
A Rodriguez	SS
E. Martinez	DH
J. Buhner	RF
B. Huskey	LF
R. Davis	3B
D. Wilson	C
J. Moyer	LHP

SD 001-000-002-370
SEA 000-000-020-280

SAFECO FIELD (continued)

of 10-20 minutes (depending on wind and other weather conditions). The roof is self-grounded (in the event of lightning strikes) and is designed to withstand 6-7 feet of snow and sustained winds of up to 70 miles per hour. A world-wide search for a designer of the retractable system ended in Safeco Field's own backyard when Ederer, located in south Seattle, was chosen. Ederer makes cranes and heavy material handling equipment for aerospace, industrial manufacturing and shipping industries.

SCOREBOARD SYSTEM

Safeco Field features one of the most comprehensive scoreboard systems in Major League Baseball including 11 electronic displays and an **old-fashioned hand-operated scoreboard** in left field. The **main scoreboard** in center field features a huge state of the art LED technology video screen and matrix board for display of graphics and animation. The LED screen uses red, green and blue lights illuminated in different combinations and intensities to show 16.7 million shades of colors. The **out-of-town scoreboard** in left field displays current inning scores of games in progress from around the Major Leagues. Two, first-of-their-kind **play-by-play** boards along the first and third base lines display running summaries of the game to help fans follow the action. Four auxiliary boards display player at-bat information, pitch speed and type, and additional game-in-progress information.

PLAYING FIELD

Safeco Field's playing surface is a **custom designed with a specially designed drainage system** and a custom blend of grasses (**Kentucky bluegrass** and **perennial ryegrass**) to provide the optimal playing surface for the athletes, the retractable roof and the Northwest climate. The drainage system includes layers of drainage pipe, pea gravel, sand, and grass. A spider web of plastic hose can circulate hot water under the grass to bring it out of dormancy in time for Opening Day, and also to compensate for shade and low levels of direct sunlight. The field can take a downpour of 2½ inches of rain in an hour and be ready for play in 45-minutes.

CONCESSIONS AND RESTAURANTS

Safeco Field's concession and catering services are provided by Centerplate, one of the nation's largest providers of food, catering, merchandise and facility management services for sports, convention and entertainment venues. A variety of fresh, high-quality foods from the Northwest and around the world are available to fans at concession stands and restaurants throughout the ballpark, including the **Hit It Here Café**, **Bullpen Pub**, **Terrace Clubs**, **All-Star Club** and **Diamond Club** members-only lounges, **Private Suites** and **Group Suites**. Specialties include Ivar's Fish & Chips, Kidd Valley burgers, garlic fries and shakes, Porter's BBQ, sushi, hand-dipped ice cream, and ballpark standards such as hot dogs, peanuts and Cracker Jack. FYI, fans consume 7,500 hot dogs, 1,300 pounds of peanuts and 5,000 gallons of soda, water, lemonade and beer each night.

SPECIAL FEATURES

The ballpark offers a number of exciting areas for fans. **The Bullpen Market**, located behind left field, features interactive games and activities for fans, as well as the **Fan Walk** personalized bricks, local food vendors, an open pit barbecue, and one of the best views of the game from behind the center field fence.

Lookout Landing, at the end of the left field line on the Upper Deck, provides incredible views both inside and outside the ballpark.

The Outside Corner Picnic Patio, directly above the Home Plate Gate entrance, is a gathering spot that provides fans with breathtaking views over Puget Sound, as well as tables and benches for picnicking.

Children's Hospital Playfield, located on the Main Concourse in center field, lets kids work off excess energy on fun, baseball-theme playground equipment.

The flagship **Mariners Team Store** is open year-round, seven days a week, offering the world's largest selection of Mariners apparel and merchandise for men, women, and children. The Kid's Clubhouse, located next to the Children's Playfield, caters to children and youth.

SAFECO FIELD (continued)

Works of art by 11 artists from the Northwest are integrated into the design of the ballpark and parking garage in an ambitious \$1.3 million **Public Art Program**. The varied installations include a sculpture of 1,000 translucent bats suspended above the grand staircase at the Home Plate Gate and a huge bronze glove outside the Left Field Gate.

BALLPARK HISTORY

- March 30, 1994** — King County Executive Gary Locke appoints a 28-member task force to assess the need for, cost, potential location and advisability of public investment in a new Major League Baseball stadium.
- January 1995** — Stadium Alternative Task Force recommends public involvement in financing a new MLB stadium.
- September 19, 1995** — A proposal to increase the sales tax by .01% in King County to pay for construction of a new ballpark is narrowly defeated by voters.
- October 14, 1995** — A special session of the state legislature authorizes a different funding package for a new stadium including a credit against the state sales tax, sale of special stadium license plates, lottery funds, food & beverage tax in King County restaurants and bars, car rental surcharge in King County, and ballpark admissions tax.
- October 23, 1995** — King County Council votes to approve funding package and to establish the Washington State Major League Baseball Stadium Public Facilities District to own the ballpark and manage the construction project.
- January 29, 1996** — Seattle-based NBBJ is chosen by the PFD Board as the project architect.
- April 1996** — Hunt-Kiewit is chosen by the PFD Board as the general contractor for construction of the ballpark.
- September 9, 1996** — Ballpark site is selected south of the Kingdome.
- March 8, 1997** — 30,000 turn out as Ken Griffey, Jr. helps officially break ground for the new ballpark.
- June 4, 1998** — Naming rights for ballpark sold for \$40 million to Seattle-based Safeco Corporation. Ballpark named Safeco Field.
- July 15, 1999** — A capacity crowd of 47,000 attends the Inaugural Game against the San Diego Padres.

PACIFIC NORTHWEST BASEBALL MUSEUM AND SEATTLE MARINERS HALL OF FAME

New at Safeco Field for the 2007 season is the Pacific Northwest Baseball Museum and Seattle Mariners Hall of Fame. Both are co-located on the Main Concourse along the third base line. They are free and open to all fans during every Mariners home game.

With the assistance of noted baseball historian Dave Eskenazi, the museum explores the rich history of baseball in the Pacific Northwest from the 1880s to today. Artifacts, photos and interactive exhibits invite fans into the region's baseball history documenting amateur, minor league and Major League Baseball.

The Seattle Mariners Hall of Fame celebrates the best of Mariners baseball with three current inductees—Alvin Davis, Dave Niehaus and Jay Buhner—and Hall of Famers to come over the years.

The Pacific Northwest Baseball Museum is funded through the proceeds of the sales of personalized bricks in the Bullpen Market area of Safeco Field. In total, 12,500 bricks were sold by the Washington State Major League Baseball Stadium Public Facilities District. The PFD and Mariners worked closely with Bronskill & Company, the international design company that created Major League Baseball's All-Star FanFest, to create an exciting mix of exhibits, displays, dynamic attractions and activities that make up this new guest experience.

SAFECO FIELD (continued)

SAFECO FIELD BASICS

Location:.....First Ave. S. & Edgar Martinez Dr. S.
 Site: 19.59 Acres
 Ballpark Square Footage:.....1,172,127 Gross Square Ft.

Seating

Seating Capacity:..... 47,447
 Lower Box 9,897
 Field 8,425
 Lower OF Reserved 2,898
 Terrace Club 4,677
 View Box 3,894
 View Reserved..... 12,122
 LF Bleachers 1,847
 CF Bleachers..... 1,837
 Diamond Club 382
 Private & Group Suites..... 1,468

Suites

Private 69
 Group 8

Field

Surface Grass

Dimensions

Left Foul Line..... 331'
 Left Power Alley 390'
 Center Field 405'
 Right Power Alley 387'
 Right Foul Line 326'
 Elevation 5' below street level
 Field Wall Height 8' high
 Elevators/Escalators:..... 9 elevators and escalators to all levels

Gate Opening Times:

All Gates 2 hours prior to game time

Batting Practice:

Mariners..... 2 hours 35 minutes prior to game
 Visitors..... 1 hour 35 minutes prior to game

Kingdome Farewell

After 22-and-a-half years, the Seattle Mariners said farewell to the Kingdome on Sunday, June 27, 1999. A sold-out crowd of 56,530 fans watched the Mariners defeat the Texas Rangers 5-2. A post-game ceremony featured a ceremonial "final pitch" in the Kingdome, as Bob "Scrap Iron" Stinson caught a pitch tossed by Cory Segui, the grandson of Diego Segui. Segui and Stinson made up the starting battery of the Mariners inaugural game on April 6, 1977. Mariners Legends who participated in the post-game ceremony included Hall of Famer Gaylord Perry, Ruppert Jones, Alvin Davis, Julio Cruz and Harold Reynolds.

SAFECO FIELD MARINERS TICKETS

SAFECO FIELD ADVANCE TICKET WINDOW

(southwest corner, 1st Ave. S. and Edgar Martinez Dr. S.)

Open 7 days a week, 10 a.m. - 6 p.m.

MARINERS TEAM STORES

Safeco Field (First Ave. South)	206-346-HATS
Bellevue Square (Second Level).....	425-455-3484
Downtown Seattle (4th & Stewart)	206-346-GEAR
Southcenter Mall (South Entrance).....	206-439-8965
Alderwood Mall (South Entrance).....	425-774-0503
Capital Mall, Olympia	360-357-5246

Tickets are available online through the Mariners website at seattlemariners.com. To charge by phone, call Ticketmaster at **206-622-HITS** or **253-627-TIXS** in Tacoma. Ticketmaster Ticket Centers in Washington include select Fred Meyer Stores, The Warehouse, Tower Records, and other locations. In Oregon, fans can call Ticketmaster at **503-224-4400** or visit any G.I. Joe's or select Fred Meyer locations. In the greater Vancouver, B.C. area, tickets are available by calling Ticketmaster at **604-280-4444** or by visiting select Blue Line Sports stores and Info Centers in major shopping malls.

Day-of-game tickets can be purchased at Safeco Field.

SAFECO FIELD TICKET PRICES

Seat Location	Season Ticket Price Per Game	Single Game Price
Lower Box	\$38	\$55
Field	\$30	\$38
Terrace Club Infield*	\$43	\$60
Terrace Club Outfield*	\$37	\$45
View Box	\$20	\$25
Lower Outfield Reserved	\$20	\$25
View Reserved	\$15	\$18
Left Field Bleachers	\$13	\$14
Center Field Bleachers	NA	\$7

*Prices include \$5 per game membership fee.

GROUND RULES

Photographer's Areas

The ball is "in play" if it hits any of the railings defining the photographer wells and bounces back onto the playing field. The vertical rails in the middle of the wells are considered in the wells and are out of play.

Ball Hitting Roof Trusses

A batted ball hitting a roof truss in fair territory shall be judged fair or foul in relation to where it lands or is touched by a fielder. If caught by a fielder, the batter is out and base runners advance at their own risk.

A batted ball hitting a roof truss in foul territory is a foul ball, regardless of where it lands or is touched by a fielder. If caught by a fielder, the batter is out and the base runners advance at their own risk.

Outfield Area

The hand-operated scoreboard in left field is part of the left field fence. A ball must clear the scoreboard (defined by yellow horizontal line) to be a home run. If a batted ball hits the cyclone fence under the scoreboard and above the padded wall, and the ball lodges behind the padded wall, it shall be ruled a ground-rule double whether it lodges behind the wall on the fly or on a bounce.

The ladder and the handle attached to and to the right of the scoreboard are beyond the padded wall. A fly ball striking either the ladder or handle shall be ruled a home run.

Dugouts

A ball must enter the dugout to be considered a dead ball.

Movement of Roof

If a game is started with the roof closed, it may be opened when, in the opinion of the home club, climactic conditions warrant such opening. However, roof may be opened only once during a game and shall commence only between innings after the umpire crew chief has been notified. Prior to opening of roof, the visiting club may challenge the opening if it feels a competitive imbalance will arise. The crew chief will make a final decision based on the merits of the challenge.

If a game is started with the roof open, it may be closed during the game. The decision to close the roof shall be made by the home club, and may be made solely for the comfort of its fans. Play will continue during roof closure if possible. However, the umpires have the right to stop play during this process if they determine it is necessary to do so.

These policies may be modified from time to time as more experience is gained with the roof and its impact on play

SAFECO FIELD BY THE NUMBERS

600,000 bricks were used to build the facade

420,000 bolts on the roof and bowl: length from 2" to 16"

300,000 volts of electricity light up the stadium

106,000 sq. ft. of turf

12,500 bricks were used for personalized brick pavers

600 tons of infield clay

535 metal halide lights illuminate the playing field

200 miles of concrete (4-ft wide, 4-in. deep). Enough to build a sidewalk from Seattle to Portland, Oregon

150 miles of electrical wiring

40 miles of piping

20-30 miles of heating coils under the field level to heat the grass

4 kinds of bluegrass strains

2 kinds of ryegrass strains

SPRING TRAINING INFORMATION

Peoria, Arizona

Training Facility:

Peoria Sports Complex
15707 North 83rd Avenue
Peoria, AZ 85382
623-776-4800

Players Hotel:

LaQuinta Inn & Suites
16321 N. 83rd Ave
Peoria, AZ 85382
623-487-1900

Cactus League Ticket Outlets:

Ticketmaster Northwest (206-622-HITS)
Ticketmaster Arizona (480-784-4444):
Mariners, Angels, Brewers, Diamondbacks,
Padres & Giants

Minor League Hotel:

Hampton Inn
8408 W Paradise Lane
Peoria, AZ 85382
623-486-9918

Ticket Prices at Peoria Stadium:

\$21 Infield Box, \$20 Club Box,
\$16 Outfield Box, \$16 Upper Box,
\$11 Bleachers, \$6 Outfield Lawn

Spring Road Hotels:

Tucson: March 20-22
DoubleTree Hotel at Reid Park
(520) 881-4200

2007 SPRING TRAINING SCHEDULE (as of 1/30/07)

Day/Date	Opponent	Site	Local Time	TV
Thursday, March 1	San Diego Padres (charity game)	Peoria	1:05	
Friday, March 2	San Diego Padres	Peoria	1:05	
Saturday, March 3	San Diego Padres	Peoria	1:05	
Sunday, March 4	San Francisco Giants (ss)	Scottsdale	1:05	
	Arizona Diamondbacks (ss)	Tucson	1:05	
Monday, March 5	Chicago Cubs	Peoria	1:05	
Tuesday, March 6	Texas Rangers	Surprise	1:05	
Wednesday, March 7	San Francisco Giants	Peoria	1:05	
Thursday, March 8	Kansas City Royals	Surprise	1:05	
Friday, March 9	Colorado Rockies	Peoria	1:05	
Saturday, March 10	Los Angeles Angels	Tempe	1:05	
Sunday, March 11	Chicago White Sox (ss)	Peoria	1:05	
	San Francisco Giants	Scottsdale	1:05	
Monday, March 12	Oakland Athletics	Peoria	1:05	
Tuesday, March 13	Milwaukee Brewers	Peoria	1:05	
Wednesday, March 14	OFF DAY			
Thursday, March 15	Chicago Cubs (ss)	Mesa	1:05	
	San Francisco Giants (ss)	Peoria	7:05	FSN
Friday, March 16	Kansas City Royals	Peoria	1:05	
Saturday, March 17	Texas Rangers	Peoria	1:05	
Sunday, March 18	Milwaukee Brewers	Maryvale	1:05	
Monday, March 19	Arizona Diamondbacks (ss)	Peoria	1:05	
	Chicago Cubs (ss)	Mesa	1:05	
Tuesday, March 20	Arizona Diamondbacks	Tucson	1:05	
Wednesday, March 21	Colorado Rockies	Tucson	1:05	FSN
Thursday, March 22	Chicago White Sox	Tucson	1:05	
Friday, March 23	Los Angeles Angels	Peoria	1:05	
Saturday, March 24	Kansas City Royals	Peoria	1:05	
Sunday, March 25	Oakland Athletics	Phoenix	1:05	CW11
Monday, March 26	Texas Rangers	Surprise	7:05	FSN
Tuesday, March 27	San Francisco Giants	Peoria	1:05	
Wednesday, March 28	Texas Rangers	Peoria	1:05	
Thursday, March 29	San Diego Padres (ss)	Peoria	12:05	
	San Francisco Giants (ss)	San Francisco	7:15	FSN
Friday, March 30	Chicago Cubs	Las Vegas	7:15	CW11
Saturday, March 31	Chicago Cubs	Las Vegas	1:05	FSN

Arizona: Mountain Time (except where noted) **Las Vegas:** Pacific Time
Schedule and times subject to change

Bold indicates Home team (ss) split squad game

KOMO 1000 News Radio will broadcast all Spring Games except for March 4 (vs. D-Backs), March 11 (at Giants), March 15 (at Cubs), March 19 (at Cubs), March 29 (at Padres)

CLUB SPRING TRAINING RECORDS

Year	W	L	Year	W	L	Year	W	L	T
1977	9	15	1987	12	17	1997	16	16	
1978	12	13	1988	15	15	1998	18	14	
1979	9	13	1989	16	15	1999	20	12	
1980	8	12	1990	7	9	2000	13	16	
1981	11	18	1991	17	13	2001	13	19	1
1982	10	12	1992	13	16	2002	15	17	
1983	11	14	1993	16	14	2003	13	18	2
1984	14	13	1994	21	9	2004	18	10	1
1985	12	16	1995	5	8	2005	13	16	3
1986	13	15	1996	13	15	2006	11	17	1

BATTING (Individual Season)

GAMES — 29, Scott Podsednik (2002)
 AT BATS — 92, Ken Griffey Jr. (1989)
 RUNS — 22, Julio Cruz (1979)
 HITS — 35, Carlos Guillen (1999)
 DOUBLES — 10, Bruce Bochte (1978); Darren Bragg (1996)
 TRIPLES — 5, Harold Reynolds (1989)
 HOME RUNS — 7, Ken Griffey Jr. (1994), Jay Buhner (1998, 00)
 RUNS BATTED IN — 27, Raul Ibanez (2005)
 WALKS — 19, Alvin Davis (1987)
 STRIKEOUTS — 25, Richie Sexson (2005)
 STOLEN BASES — 14, Julio Cruz (1979), 1 caught stealing
 LONGEST HITTING STREAK — 19, Ichiro Suzuki (2005)
 BATTING AVERAGE (minimum 50 AB) — .491, Edgar Martinez (1996)

PITCHING (Individual Season)

GAMES — 14, Bobby Ayala (1994); Jose Mesa (1999)
 WINS — 4, five times, last done by Jamie Moyer (1999); Freddy Garcia (1999)
 LOSSES — 4, Gary Wheelock (1977) & Calvin Jones (1992)
 EARNED RUN AVERAGE (Minimum 20 IP) — 0.44, Matt Young (1983)
 INNINGS — 33.2, Steve Trout (1988)
 WALKS — 20, Bob Galasso (1977)
 STRIKEOUTS — 29, Freddy Garcia (1999)

GENERAL (Club)

MOST RUNS, GAME — 19, vs. Oakland (3/22/78)
 MOST RUNS, GAME, OPP. — 22, vs. Milwaukee (3/17/02)
 MOST CONSECUTIVE WINS — 8 (3/28-4/4/93)
 MOST CONSECUTIVE LOSSES — 9 (3/15-23/87)
 NO-HITTERS — 1, vs. Oakland (3/14/84)
 SHUTOUTS — 21, last done vs. Colorado (3/19/94)

PEORIA SPORTS COMPLEX

The City of Peoria, the Seattle Mariners and the San Diego Padres proudly opened baseball's best spring training facility in 1994. Located 20 miles northwest of downtown Phoenix, the 145-acre Peoria Sports Complex provides separate practice facilities for the Padres and Mariners that include 6-1/2 practice fields, batting cages and a clubhouse.

Peoria Stadium, which was designed by HOK Sports Group of Kansas City, is the jewel of the \$32-million complex and accommodates 11,000 fans (8,000 seats and 3,000 on lawn). Dimensions for the park are 340 ft. down each line, 385 ft. in the power alleys and 410 ft. to center.

Peoria is only the second spring training site in Mariners history, as the club trained in Tempe from 1977-92. Seattle played all road games in 1993, but used the Peoria facility for morning workouts as it was under construction.

DIRECTIONS: Take Bell Road exit off I-17 north; travel west to 83rd Avenue; travel south and enter facility at Stadium Way.

Mariners Spring Attendance Records

Year	Att.	Dates	Avg.	Year	Att.	Dates	Avg.	Year	Att.	Dates	Avg.
1977	N/A			1991	46,471	11	4,225	2005	135,013	15	9,001
1978	N/A			1992	46,776	12	3,898	2006	117,866	15	7,858
1979	11,778	12	982	1993	All road games						
1980	8,147	10	815	1994	94,642	13	7,280				
1981	12,381	14	884	1995	25,159	6	4,193				
1982	15,448	10	1,556	1996	97,073	13	7,467				
1983	13,913	10	1,391	1997	126,233	15	8,416				
1984	19,856	14	1,418	1998	120,922	16	7,558				
1985	30,223	13	2,325	1999	117,295	15	7,820				
1986	27,855	12	2,321	2000	107,611	14	7,687				
1987	40,515	14	2,894	2001	124,553	15	8,304				
1988	55,824	16	3,489	2002	145,146	15	9,676				
1989	60,513	15	4,034	2003	89,549	13	6,888				
1990	16,418	7	2,345	2004	136,170	14	9,726				

Top 10 Home Crowds

13,366 vs. Cubs (3/12/04)
 13,171 vs. Ari (3/28/04)
 13,060 vs. Cubs (3/23/02)
 13,048 vs. Ari (3/22/02)
 12,758 vs. SF (3/15/02)
 12,367 vs. Col (3/13/04)
 12,301 vs. CWS (3/24/06)
 12,207 vs. Cubs (3/18/01)
 12,176 vs. KC (3/8/03)
 12,112 vs. Ari (3/26/00)
 11,854 vs. SF (3/26/04)

2006 SPRING TRAINING STATISTICS

NAME	BA	OBP	G	AB	R	H	2B	3B	HR	RBI	HBP	BB	SO	SB	CS	E
Balentine	1,000	1,000	2	1	0	1	0	0	0	0	0	1	0	0	0	0
Beltre	231	300	9	26	5	6	2	0	1	6	0	3	4	0	4	1
Betancourt	300	323	19	60	7	18	5	1	3	0	2	7	5	0	4	0
188	220	19	48	7	9	1	0	0	3	0	4	8	2	0	0	4
Bloomquist	333	407	9	21	7	7	0	0	4	0	4	8	2	0	0	0
Bohn	277	304	25	65	10	18	2	0	4	14	0	3	19	1	1	2
Borchard MLB	226	250	11	31	4	7	0	0	2	7	0	1	10	1	1	1
Borchard TM	333	333	1	3	0	1	1	0	0	0	0	0	0	0	0	1
Bourgeois	333	333	1	3	1	1	0	0	0	0	0	2	0	0	0	0
Brown	000	333	1	2	0	0	0	0	0	0	0	1	1	0	0	0
Bubela	381	458	16	21	4	8	2	0	1	4	0	3	4	2	1	0
Cabrera	333	391	10	21	2	7	0	1	0	2	0	2	7	0	0	0
Choo	222	417	8	9	1	2	0	1	1	2	0	3	1	0	0	0
Clement	000	000	1	2	0	0	0	0	0	0	0	2	0	0	0	0
Craig	244	271	16	45	4	11	4	0	0	2	0	2	7	0	0	1
Dobbs	279	302	19	61	6	17	2	0	1	8	0	2	9	0	0	0
Everett	000	000	2	2	0	0	0	0	0	0	0	0	2	0	0	0
Garciaparra	333	333	1	3	1	1	1	0	0	0	0	0	2	0	0	0
Gary	286	286	4	7	1	2	0	0	0	0	0	0	2	0	0	0
Gregorio	000	000	1	1	0	0	0	0	0	0	0	0	0	0	0	0
Guzman	000	000	1	1	0	0	0	0	0	0	0	0	0	0	0	0
G. Harris	000	000	1	1	0	0	0	0	0	0	0	1	0	0	0	0
Hed	443	453	22	61	11	27	4	1	5	13	0	2	9	0	1	0
Ibanez	476	522	6	21	4	10	2	0	2	0	2	2	0	1	0	0
Ichiro	292	320	18	48	6	14	3	0	2	5	1	1	6	1	0	1
Johjima	143	250	7	7	1	1	0	0	0	0	0	1	3	0	0	0
Johnson	154	241	19	26	6	4	2	1	0	2	0	3	7	2	0	0
Jones	000	000	1	3	0	0	0	0	0	0	0	0	0	0	0	0
LaHair	000	000	2	2	0	0	0	0	0	0	0	0	0	0	0	0
Lampe	367	426	16	49	7	18	8	0	0	8	1	4	7	0	0	0
Lawton	368	367	20	57	11	21	4	1	1	7	0	1	3	2	0	2
Lopez	263	263	12	19	3	5	2	0	0	2	0	0	2	0	0	1
Miller	000	000	1	4	0	0	0	0	0	0	0	0	0	0	0	0
Monzon	188	263	16	16	5	3	0	0	1	3	0	2	5	3	0	1
Morban	244	364	21	45	7	11	1	1	1	5	2	7	15	0	1	3
Morse	353	353	7	17	4	6	1	0	0	1	0	0	5	2	0	0
Navarro	419	490	23	43	4	18	5	0	2	10	1	5	9	0	0	0
Pelington	219	212	19	32	3	7	4	0	0	3	0	6	1	1	4	0
Ransom	316	366	13	38	6	12	3	1	1	6	0	3	1	2	1	1
Reed	195	214	20	41	2	8	4	1	0	4	0	1	13	0	0	1
Rivera	500	500	1	2	0	1	0	0	0	1	0	0	1	0	0	0
Rogelstad	000	000	1	1	0	0	0	0	0	0	0	0	0	0	0	0
Schweiger	269	367	10	26	5	7	1	0	1	5	0	4	8	1	0	0
Sears	444	528	19	45	9	20	2	0	5	12	0	8	10	0	0	1
Sexson	176	176	7	17	0	3	1	0	0	2	0	0	4	1	1	2
Tuiasosopo	083	214	5	12	0	1	1	0	0	2	1	1	1	0	1	1
Vina	250	250	1	4	0	1	0	0	0	0	0	0	1	1	0	0
Wilson	500	500	2	2	0	1	0	0	0	0	0	0	0	0	0	0
Youngbauer	293	340	29	1012	144	297	66	9	26	134	6	71	192	29	12	31
TEAM	322	398	29	1044	238	336	77	13	39	227	18	119	178	13	14	19
OPPONENTS																

NAME	W-L	ERA	G	GS	SV	INN	H	R	ER	HR	HBP	BB	IBB	SO	WP	BK
Appier	2-0	2.84	3	0	0	6.1	5	2	2	0	1	2	0	5	1	0
Atchison	0-2	14.54	5	0	0	8.2	22	17	14	3	0	3	0	3	1	0
Baek	0-0	3.52	3	1	0	7.2	8	3	3	0	0	1	0	7	0	0
Bazardo	0-0	13.50	2	0	0	2.0	6	3	3	0	0	1	0	1	0	0
Blackley	0-1	18.00	1	0	0	2.0	4	4	4	0	0	2	0	0	0	0
Blanco	0-0	81.00	1	0	0	1.0	3	3	3	1	0	0	0	0	0	0
Bumstead	0-0	36.00	2	0	0	3.3	6	6	6	1	1	1	0	2	0	0
Burba	0-0	16.00	3	0	0	2.1	4	8	8	1	1	6	0	1	1	0
Carvajal	0-1	30.86	2	0	0	4.1	10	11	10	3	0	3	0	5	2	0
Cortez	0-0	20.77	3	0	0	14.0	15	7	7	1	0	5	0	16	0	0
Cruceta	1-1	4.50	7	0	0	1.0	1	0	0	0	0	1	0	0	0	0
Dorman	0-0	0.00	1	0	0	8.0	6	11	11	0	2	12	0	4	3	0
Foppert	3-0	16.20	7	0	0	6.2	13	12	12	0	0	8	0	9	1	0
Gonzalez	0-1	8.18	8	0	1	11.0	14	11	10	2	1	12	0	5	1	0
Green	1-1	8.71	7	0	1	10.1	13	10	10	1	2	5	0	7	2	0
Guardado	0-0	4.50	4	0	0	4.0	6	2	2	0	0	2	0	2	0	0
Gulin	0-0	0.00	1	0	0	2.0	2	0	0	0	0	4	0	2	0	0
J. Harris	0-1	6.75	6	0	0	12.0	19	9	9	3	1	2	0	7	0	0
Heaverlo	0-0	27.00	2	0	0	2.2	11	9	8	0	0	3	0	3	0	0
Hernandez	1-1	3.86	4	4	0	14.0	16	6	6	1	0	3	0	17	2	0
James	0-0	81.00	1	0	0	0.2	5	6	6	0	0	1	0	0	0	0
Kahn	0-1	9.00	1	0	0	1.0	2	1	1	0	0	1	0	1	0	0
Livingston	0-0	4.50	2	0	0	4.0	3	2	2	0	0	2	0	0	0	0
Looper	0-0	0.00	1	0	0	1.0	0	0	0	0	0	0	0	0	0	0
Love	0-0	9.00	1	0	0	1.0	2	1	1	0	0	0	0	1	0	0
MacIntosh	0-0	6.00	2	0	0	3.0	5	2	2	0	0	1	0	2	0	0
Mateo	0-1	10.50	5	0	0	6.0	9	7	7	4	0	1	0	2	0	0
Meche	0-1	5.40	4	4	0	13.1	10	8	8	2	0	6	0	11	0	0
Moyer	0-0	5.40	5	5	0	20.0	19	12	12	2	4	3	0	11	0	0
Nageotte	0-1	6.23	5	2	0	8.2	9	6	6	0	1	2	0	4	0	0
O'Flaherty	0-0	13.50	2	0	0	2.0	6	3	3	1	0	0	0	3	0	0
Oldham	0-0	0.00	1	1	0	3.0	1	0	0	0	0	0	0	2	0	0
Pineiro	0-2	5.73	2	2	0	11.0	14	10	7	1	0	4	0	5	0	0
Putz	0-0	0.00	7	0	1	7.0	3	0	0	0	0	1	0	3	2	0
Santiago	0-0	0.00	1	0	0	1.0	1	0	0	0	0	1	0	0	0	0
Sherrill	1-0	16.50	5	0	1	6.0	13	11	11	4	1	4	0	3	0	0
Soriano	0-0	1.29	6	0	3	7.0	7	2	1	0	0	2	0	8	2	0
Thorton TM	0-0	14.14	4	2	0	7.0	18	11	11	1	1	4	0	6	1	0
Washburn	1-0	2.57	4	4	0	14.0	12	9	4	3	0	5	0	8	0	0
Woods	0-0	7.59	5	0	0	10.2	9	9	9	2	0	6	0	9	1	0
TEAM	11-17	8.00	29	29	7	251.0	336	238	223	39	18	119	0	178	21	0
OPPONENTS	17-11	4.77	29	29	6	254.2	297	144	135	26	6	71	1	192	20	0

BROADCASTERS



DAVE NIEHAUS has broadcast Mariners baseball since the club's inception in 1977. During his 30 seasons behind the microphone for the Mariners, the "Voice of the Mariners" has missed only 77 games, including 21 in 1996 (17 due to medical reasons). Entering the 2007 season, he has witnessed 4,598 of the 4,675 games played by the Mariners. He is recognized as one of the best and most exciting broadcasters in the game. In 2004, Niehaus was named Washington State Broadcaster of the Year by the Washington State Association of Broadcasters. He was also inducted into the Puget Sound Sports Hall of Fame. The Washington Council of the Blind gave him the 2004 One

World Award. Niehaus was the top vote-getter in the fan balloting for the 2005 Ford C. Frick Award for induction into the National Baseball Hall of Fame. Niehaus was also nominated by national vote of the fans for the 2003, 2004 and 2006 and was again a finalist for the Frick Award this year. Niehaus threw out the Ceremonial First Pitch for the Inaugural Game at Safeco Field (July 15, 1999). He was named one of Seattle Times' Top 10 Most Influential People of the Century and named the Entertainer of the Century by a local radio station. In 1997, Niehaus was honored by the Washington State House of Representatives for his "contributions to the quality of life in the Pacific Northwest." He was elected Sportscaster of the Year for the state of Washington in 1995 and 1996 by his contemporaries in the National Sportscasters and Sportswriters Association. His expressions like "My Oh My" and "It will fly away" (for home runs) have become familiar throughout the Northwest. In addition, on May 7, 2000, Dave was inducted into the Mariners Hall of Fame. Niehaus joined Mariner first baseman Alvin Davis as the first two members of the club's Hall of Fame.

Dave was born and raised in Princeton, Ind., and is a graduate of Indiana University. He worked for the Armed Forces radio and TV service, calling the action for Dodgers games before moving to New York to handle Yankees baseball as well as basketball and hockey. After leaving the Armed Forces Network, he returned to Los Angeles to broadcast the Dodgers, Rams and Lakers. From 1969-76, he teamed with Dick Enberg and Don Drysdale to call the action for the California Angels. Dave also broadcasted UCLA football and basketball (1973-76). He resides in Bellevue with his wife Marilyn. They have three children: Andy, Matt and Greta and four grandchildren, Zach, Steven, Madeline and Alexa.



RICK RIZZS is in his 22nd season with the Mariners broadcast team in 2007. He also spent three seasons calling the play-by-play on radio for the Detroit Tigers from 1992-94. He previously teamed with Dave Niehaus on radio and television for the Mariners from 1983-91.

Rick is a 1975 graduate of Southern Illinois University in Carbondale. From 1975-80, he handled baseball play-by-play duties at the double-A level for Alexandria, Amarillo and Memphis. He became the sports director at WBNS radio in Columbus, OH in 1981, where he called Ohio State football and triple-A baseball for two seasons. He was named the Ohio "Sportscaster of the Year" in 1981 by the Ohio Sportscasters

Association. Rick was hired to broadcast Mariners games in 1983 and spent nine seasons with the club. In 2000, Rick was named the Chicago-area sportscaster of the year by the Chicago Pitch and Hit Club. From 1992-94, he teamed with Bob Rathbun to call the action for the Tigers on WJR in Detroit. Rick resides in Issaquah, WA. Rick has one son, Nick and one grandson, Jaxon.



DAVE SIMS is in his first season with the Mariners broadcast team in 2007. The versatile Sims, who has national experience in baseball, basketball and football, grew up in Philadelphia and attended Bethany College in West Virginia. He played catcher and majored in mass communications before graduating in 1975. Sims, who will focus on play-by-play duties on Mariners television broadcasts, is familiar to sports fans across the country for calling Major League Baseball and college basketball games for ESPN, as well as NFL play-by-play on Westwood One/CBS Radio Sports, including the 2007 NFC Championship game. The two-time Emmy Award winner has also

called play-by-play for NCAA Basketball regular season games and tournament coverage

BROADCASTERS (continued)

for the past six years. Sims was the recipient of the Big East Media Award in 2005, and also won the American Football Foundation's Lindsey Nelson Outstanding Sportscaster Award. Sims began his career as a sportswriter for the New York Daily News, covering college sports, professional soccer and the NBA. He then became a weekend sports anchor at WCBS-TV in New York. In 1991, Sims joined ESPN as a play-by-play announcer for college basketball. He's also been a longtime broadcaster for Big East football (1993-94 and 1998-2006). On radio, he provided play-by-play for CBS Radio/Westwood One's Sunday night NFL broadcast starting in 2005 and on a permanent basis since 2006. Sims also calls NCAA Basketball Tournament action for Westwood One. He has also worked as a reporter and anchor for WCBS-TV and as a talk show host for MSG Network and WFAN-AM in New York. He co-hosts "Basketball & Beyond with Coach K" for XM Satellite Radio with Duke University Hall of Fame coach Mike Krzyzewski. Sims and his wife Abby have two sons.



MIKE BLOWERS, who will serve primarily as the Mariners television analyst, is a long-time fan favorite who did three tours with the Mariners (1992-1995, 1997, 1999). For the last four years, Blowers has been the pre- and post-game analyst on KOMO 1000 News broadcasts of Mariners games. Blowers was a stand-out at Bethel High School in Spanaway, Wash., and was a Pac-10 Triple Crown winner while with the University of Washington Huskies. During his 11-year Major League career, Blowers also played for the New York Yankees (1989-91), Los Angeles Dodgers (1996) and Oakland Athletics (1998). He played in the postseason with the Mariners in 1995 and 1997. During Seattle's

memorable 1995 season, he set career highs in almost every statistical category, including 113 hits, 24 doubles, 23 homers and 96 RBI. He tied a Major League record with three grand slams in a single month in August of '95, when he hit .283 with nine homers and a club-record tying 33 RBI. Blowers received the first-ever "Unsung Hero" award from the Seattle chapter of the Baseball Writers Association of America in 1993. He was originally selected by the Montreal Expos in the 10th round of the 1986 June draft. After being traded to the Yankees on Aug. 31, 1989, Blowers made his Major League debut with the Yankees on Sept. 1 vs. California. He actually made his first big league start against the Mariners on Sept. 5, 1989. Blowers lives in Graham, Wash., with his wife Nicole and their four children.



KEVIN CREMIN is in his 25th season as Executive Producer/Engineer for all Mariners radio broadcasts in 2007. He is responsible for the technical aspects of each broadcast, as well as relaying updated game information to Dave Niehaus and Rick Rizzs. Cremin also produces the Hot Stove League and Saturday and Sunday Magazine shows for KOMO 1000 News.

The Tulsa, OK, native attended the University of Oklahoma and studied journalism. After spending eight years in the circulation department of the Tulsa World & Tribune, he joined the Mariners Radio Network full-time in 1983. He is currently the senior radio engineer in

the American League. He resides in Seattle with wife Margaret and daughters Colleen and Kate.



MARK ENGELBREKT is in his 22nd season with Mariners television in 2007. He currently serves as the Director for all telecasts on FOX Sports Net and KSTW-TV in Seattle.

Mark graduated from the University of Washington in 1974 with a B.A. in communications. After working as a floor director for KING and KOMO, he joined KSTW in 1977 as Producer/Director of the Ten O'clock News. He produced Mariners telecasts from 1982-85 and served as Producer/Director from 1989-91. He joined the Mariners organization as television network producer in 1993. He resides in Seattle with wife Dianne, son Max and daughter Lily.

RADIO/TELEVISION INFORMATION



RADIO INFORMATION: KOMO 1000 NEWS, is under contract to carry Mariners broadcasts through the 2008 season. In addition to every regular season game, 30 spring training games will be broadcast in 2007.

RADIO NETWORK STATIONS (as of Jan. 17, 2007)

Washington

KOMO	1000	Seattle - Flagship
KXRO	1320	Aberdeen
KPUG	1170	Bellingham
KELA	1470	Centralia
KCSY	106.3	Chelan/Twisp
KMAX	840	Coffax
KCRK	92.1	Colville
KXLE	1240	Ellensburg
KBIS	1490	Forks
KLOG	1490	Longview/Kelso
KWIQ	1020	Moses Lake/Ephrata
KBRC	1430	Mt. Vernon/Anacortes
KGY	1240	Olympia
KOMW	680	Omak
KNCW	92.7	Omak
KONP	1450	Port Angeles
KZXR	1310	Prosser
KMAS	1030	Shelton
KXLY	920	Spokane
KXLI	700	Spokane
KFLD	870	Tri-Cities
KGDC	1320	Walla Walla
KKRT	900	Wenatchee
KIT	1280	Yakima

Oregon

KEJO	1240	Albany/Corvallis
KICE	940	Bend
KHSN	1230	Coos Bay
KTIX	1240	Pendleton
KFFX	1080	Portland/Vancouver
KYKN	1430	Salem

Alaska

KTZN	550	Anchorage
KINY	800	Juneau (Sunday)
KRSA	580	Petersburg, Sitka, Wrangell (Saturday)

Idaho

KVNI	1080	Coeur d'Alene
KRLC	1350	Lewiston
KLER	1300	Orofino

Montana

KBLG	910	Billings
KXTL	1370	Butte
KXGF	1400	Great Falls
KSAM	1240	Kalispell
KGRZ	1450	Missoula

British Columbia

CKST	1040	Vancouver
------	------	-----------

TELEVISION INFORMATION: FOX SPORTS NET NORTHWEST (FSN) is the rightsholder for Mariners Baseball, with a multi-year agreement that began in 2001. A total of 107 regular season and four spring training games will be televised on FSN, which reaches 3.2 million subscribers in Washington, Oregon, Idaho, Montana and Alaska. FSN has arranged for an additional 33 regular season games and two spring training games to be televised on **KSTW**, "THE NEW CW 11" in the Seattle/Tacoma market.



TV Network

Regional Sports Networks

Fox Sports Net	WA, OR, ID, MT, AK
Roger Sportsnet Pacific	British Columbia

Over-the-Air Network

Washington

KSTW CW	11	Seattle-Tacoma
KREM	2	Spokane
KSKN	22	Spokane
KCYU	41	Yakima

Oregon

KEVJ	23	Eugene
KLSR	34	Eugene
KFFX	11	Pendleton/Tri-Cities
KRCW	3	Portland

DAILY AREA NEWSPAPERS AND SPORTS EDITORS

Aberdeen Daily World
P.O. Box 269
Aberdeen, WA 98520
(360) 532-4000
Fax (360) 533-6039
Rick Anderson

Bellingham Herald
P.O. Box 1277
Bellingham, WA 98227
(360) 676-2600
Fax (360) 715-2268
David Rasbach

Bremerton Sun
P.O. Box 259
Bremerton, WA 98337
(360) 377-3711
Fax (360) 415-2681
Chuck Stark

Columbia Basin Herald
P.O. Box 910
Moses Lake, WA 98837
(509) 765-4561
Fax (509) 765-8659
Pam Robet

Daily Chronicle
321 North Pearl
Centralia, WA 98531
(360) 736-3311
Fax (360) 736-4796
Sam Bakotich

Daily News
P.O. Box 189
Longview, WA 98632
(360) 577-2500
Fax (360) 577-2538
Rick Alvord

Ellensburg Daily Record
401 N. Main
Ellensburg, WA 98926
(509) 925-1414
Fax (509) 925-5696
Brian Jones

Everett Herald
P.O. Box 930
Everett, WA 98206
(425) 339-3470
Fax (425) 339-3464
Kevin Brown

News Tribune
P.O. Box 11000
Tacoma, WA 98411
(253) 597-8742
Fax (253) 597-5360
Dale Phelps

Olympian
P.O. Box 407
Olympia, WA 98507
(360) 754-5400
Fax (360) 357-0202
Mike Burgess

Oregonian
1320 SW Broadway
Portland, OR 97201
(503) 221-8160
Fax (503) 221-8168
Dennis Peck

Peninsula Daily News
P.O. Box 1330
Pt. Angeles, WA 98362
(360) 452-2345,
800-826-7714
Fax (360) 417-3521
Brad LaBrie

Portland Tribune
620 SW Fifth Ave., Ste. 400
Portland, OR 97204
(503) 226-6397
Fax (503) 226-7042
Steve Brandon

Puyallup Herald
822 E. Main St.
Puyallup, WA 98372
(253) 841-2481
Fax (253) 840-8249
Shawn Skager

Seattle P-I
P.O. Box 1909
Seattle, WA 98119
(206) 448-8000
Fax (206) 448-8164
Nick Rousso

Seattle Times
P.O. Box 70
Seattle, WA 98111
(206) 464-2111
Fax (206) 464-3255
Cathy Henkel

Skagit Valley Herald
P.O. Box 578
Mt. Vernon, WA 98273
(360) 424-3251
Fax (360) 428-0400
Dan Ruthmeyer

Spokesman Review
999 W. Riverside
Spokane, WA 99201
(509) 459-5500
Fax (800) 459-5482
Joe Palmquist

Tri-City Herald
333 W. Canal Drive
Kennewick, WA 99336
(509) 582-1506
Fax (509) 582-1410
Jeff Morrow

Vancouver Columbian
P.O. Box 180
Vancouver, WA 98666
(360) 6699-6006
Fax (360) 699-6033
Greg Jayne

Vancouver Province
200 Granville St.
Suite 1
Vancouver, BC V6C 3N3
(604) 605-2996
Fax (604) 605-2223
Erik Rolfsen

Vancouver Sun
200 Granville St.
Suite 1
Vancouver, BC V6C 3N3
(604) 605-2395
Fax (604) 605-2524
Bev Wake

Victoria Times-Colonist
2621 Douglas Street
Victoria, BC V8T 4M2
(250) 380-5211
Fax (250) 380-5353
Jeff Rud

Walla Walla U-B
P.O. Box 1358
Walla Walla, WA 99362
(509) 525-3300
Fax (509) 525-1232
Jim Buchan

Wenatchee World
P.O. Box 1511
Wenatchee, WA 98807
(509) 663-5161
Fax (509) 665-1183
Rob Ollikainen

Yakima Herald-Republic
P.O. Box 9668
Yakima, WA 98909
(509) 248-1251
Fax (509) 577-7767
Jerrel Swenning

SCOUTS




Steve Peck
Advance Scout



Al Gallagher
Major League



Bob Harrison
Major League



Bill Kearns
Major League



Ken Madeja
Major League



John McMichen
Major League



Bob Miske
Major League



Wayne Morgan
Major League



Chris Pelekoudas
Major League



Steve Pope
Major League



Tom Davis
Special Assignments/
Amateur Scouting



Rick Ingalls
National Coordinator



Steve Jongewaard
National Coordinator



Mark Leavitt
Southeast Coordinator



Mark Lummus
Midwest Coordinator



David May
Northeast Coordinator



Wayne Norton
Canada/Europe
Coordinator



Ron Tostenson
West Coast Coordinator



Dave Alexander
Midwest
Lafayette, IN



Pedro Avila
Venezuela
Carabobo, VZ



Craig Bell
South
Asheboro, NC



Emilio Carrasquel
Venezuela
Cabudare Edo Lara, VZ



Jim Fitzgerald
Northwest
Woodinville, WA



Phil Geisler
Northwest
Bellevue, WA



Patrick Guerrero
Dominican Republic
Santo Domingo, DR

SCOUTS (continued)



Pat Kelly
Australia
Leabrook, S. Australia



Rob Mummau
Northeast
Stephens City, VA



Brian Nichols
Northeast
Taunton, MA



Stacey Pettis
West
Antioch, CA



Tim Reynolds
West
Irvine, CA



Alvin Rittman
Midwest
Memphis, TN



Jack Smitheran
Scouting Advisor
Coto de Caza, CA



Matt Stark
Mexico
Mesa, AZ



Jamey Storvick
Taiwan
Taipei, Taiwan



Mike Toser
South
Miami, FL



Kyle Van Hook
Texas
Brenham, TX



Curtis Wallace
South America
Columbia, SA



Greg Whitworth
West
Canyon Country, CA



Brian Williams
Midwest
Columbus, OH



Dan Wright
Midwest
Cave Springs, AR



Yasushi Yamamoto
Japan
Kanagawa, Japan

AREA SCOUTS

Philip Biersteker	South Africa
Tom Burgess.....	Ontario
Vladimir Chlup.....	Czech Republic
Luis Fuenmayor.....	Venezuela
Dennis Gonsalves.....	California
Ron Hafner	Ohio
Jordan Horne	Ohio
Jae Lee.....	Korea
Les McTavish.....	Alberta
Luis Martinez.....	Venezuela
Luis Molina.....	Panama
Omer Munoz, Sr.	Venezuela
Jon Neiderer	Pennsylvania
Manabu Noto	Japan
Dana Papasedero.....	Washington
Myron Pines	California
Nemesio Porras.....	Nicaragua
Phil Pote	California
Juan Garcia Puig	Spain
Luis Sierra	South America
Rafael Reyes	Miami FL
Fernando Soto	Venezuela
Dennis Springenatic	British Columbia
Robert Steinkamp	Nebraska
Franklin Taveras, Jr.	Dom Republic
Peter Van Dalen.....	Holland
Karel Williams.....	Aruba



Hallie Larson
Scouting Administrator

ASSOCIATE SCOUTS

Tim Ballard
Ryan Berryman
AJ Bleser
Frank Bodner
Ray Brown
John Cate
Rick Coletta
Rocky Craig
Tobias Donahue
Kris Edge
Alexander Flores
Andy Foerstel
Dan Galaz

Frank Gallagher
Anthony Gonzalez
Dan Greenhalgh
Terry Hardtke
Jon Hockenberry
Barry Holland
Wade Hollenbeck
Carlos James
Aaron Knieper
Dave Lander
Jamie Lowe
Alfredo Molina
Sean McCorry

Chad Nance
Bob Nash
Dan Ninemire
Joe Nosenzo
Mike Olson
Greg Pines
Rodney Poissant
Mike Reed
Paul Reynolds
Keith Roberts
Mike Ryan
Tim Sanders
Claudio Scerrato

Adam Silver
Scott Smith
Mike Spiers
Robert Snyder
Mike Spiers
Paul Starkovich
Scott Sutherland
Mike Sutlovich
Ricky Tahara
Michael Tolley
Ferdinand Torres
Kirk West
Roger Wolf

A CAPSULE HISTORY OF PROFESSIONAL BASEBALL IN SEATTLE

- 1890:** The first professional baseball team in Seattle was organized. The Seattle Reds played in the Class-C Pacific Northwest League.
- 1892:** The Reds (first-half champions) won the P.N.L. Pennant when the Portland club declined to enter the playoffs because of financial problems.
- 1896:** Club was re-named "Braves" and moved into its first stadium (Athletic Park - 14th and Yesler).
- 1903:** The Pacific Coast League was formed and Seattle was a charter member. Thus, Seattle had two professional baseball teams for one season (the Braves were now in the Pacific National League and folded after one year).
- 1906-17:** Seattle ended its membership in the P.C.L. and joined the Class-B Northwestern League.
- 1919:** Seattle re-joined the Pacific Coast League. The club was named "Indians" and played a 225-game schedule (the extended season format continued through the 1957 P.C.L. season).
- 1937:** Emil Sick bought the Seattle franchise for \$115,000 and immediately changed the nickname to "Rainiers" (Sick also owned and operated the Rainier Brewing Company).
- 1938:** On June 15, the Rainiers moved into the newly-built Sicks' Stadium (seating capacity of 11,500). Local sports hero Fred Hutchinson began his rookie season and posted a 25-7 record.
- 1939-41:** The Rainiers won three consecutive P.C.L. pennants.
- 1955:** Hutchinson returned as manager of the Rainiers and led the club to another P.C.L. crown. In addition, the first official proposition for a domed stadium in Seattle was made (bond issues for the project failed in 1960 and 1964).
- 1960:** Sick sold the club to the Boston Red Sox. Seattle became the Red Sox triple-A affiliate.
- 1965-68:** The California Angels purchased the club and Bob Lemon managed Seattle to its last baseball championship.
- 1967:** Public approval was given for funds needed to build a domed stadium (completion was scheduled to be prior to the 1972 season).
- 1969:** The Seattle Pilots came into existence and began to play in the American League. Sicks' Stadium was expanded to seat 28,500, and 677,944 fans came out to watch the 64-98 expansion team. Third baseman Tommy Harper led the junior circuit with 73 stolen bases.
- 1970:** On March 31, financial difficulties forced the Pilots to move to Milwaukee (club was re-named "Brewers"). Plans to build a domed stadium were temporarily interrupted.
- 1972-76:** Seattle fielded a team in the class-A Northwest League.
- 1977:** On April 6, Major League Baseball returned to Seattle when the Mariners played the California Angels before a Kingdome crowd of 57,762. The Mariners starting pitcher that night was Diego Segui, a member of the 1969 Pilots.
- 1995:** On October 2, Seattle won its first American League West pennant.
- 1997:** On September 23, Seattle won its second American League West pennant.
- 1999:** On June 27, Seattle played their final game in the Kingdome defeating Texas 5-2.
- 1999:** On July 15, Seattle played their first game in Safeco Field against the San Diego Padres, losing 3-2.
- 2000:** On October 1, Seattle won the AL Wild Card.
- 2001:** On September 19, Seattle won its third American League West pennant.
- 2001:** On October 6, Seattle tied a ML record by recording its 116th win of the season.



NATIONAL BASEBALL HALL OF FAME AND MUSEUM

25 Main Street, Cooperstown, New York 13326

Phone: (607) 547-7200 Fax: (607) 547-2044

Public Relations: (607) 547-0215

e-mail address: info@baseballhalloffame.org

Web site: baseballhalloffame.org

Summer Hours: Memorial Day Weekend - Labor Day Weekend: 9 a.m. to 9 p.m.

Off-Season Hours: 9 a.m. to 5 p.m.

Holiday Closings: Thanksgiving Day, Christmas Day, and New Year's Day.

DIRECTORY: Jane Forbes Clark (Chairman), Joe Morgan (Vice Chairman), Dale Petroskey (President), Bill Haase (Senior Vice President), Sean Gahagan (Vice President, Marketing), Greg Harris (Vice President, Development), Jeff Idelson (Vice President, Communications & Education), Ted Spencer (Vice President, Chief Curator), Jim Gates (Librarian), Tim Wiles (Research Director) **COMMUNICATIONS CONTACTS:** Brad Horn (Communications Director), Adam Jordan (Publications & PR Manager), Jackie Brown (Communications Associate), Ben Couch (Public Relations Assistant).

HALL OF FAME WEEKEND 2007: July 27-30

Induction Ceremony:

Sunday, July 29, 1:30 p.m. EDT, Clark Sports Center

www.baseballhalloffame.org

HALL OF FAME GAME

Doubleday Field; date, teams and time TBA

For more information, visit

NOTABLE SEATTLE MARINERS ARTIFACTS IN COOPERSTOWN

- Jersey worn by Edgar Martinez during his final major league game in 2004.
- Bat used by Ichiro Suzuki for hit number 200 in 2004 (first in history with 200+ hits in first four seasons).
- Bat, batting gloves, spikes, wrist bands, elbow guard & sunglasses from Ichiro Suzuki's 262nd and final hit of the 2004 season; his total surpassed George Sisler's mark of 257 hits in a season, a record that stood since 1920.
- Ball from Jamie Moyer's 21st win of the 2003 season on Sept. 28 of that year, marking the fifth time in history that a team used all five starters for the entire season.
- Bat used by Mike Cameron on May 3, 2002 to hit four home runs, matching a single game record.
- Bat used by Bret Boone on May 3, 2002 to hit back-to-back homers with Mike Cameron twice in the same inning, the first time any two players accomplished that feat in major league history.
- Bat used by Ichiro Suzuki in 2001, when he won the A.L. Rookie of the Year and MVP Awards.
- Spikes worn by Kazuhiro Sasaki in 2000 when he won the American League Rookie of the Year Award.
- Ball from Randy Johnson's 19-strikeout game, June 24, 1997, the total was an A.L. record for a lefty.
- Ball from Chris Bostio's no-hit game on April 22, 1993.
- Glove and jersey worn by Hall of Famer Gaylord Perry to record his 300th career win on May 6, 1983.

A LOOK AHEAD TO 2008

Ballots for the 2008 Hall of Fame/BBWAA election will be distributed in early December with results from the voting scheduled to be announced in January 2008. A partial list of first-year candidates for election include: Shawn Dunston, David Justice, Mike Morgan and Tim Lincecum. Historical voting data from all past BBWAA elections can be accessed exclusively at www.baseballhalloffame.org, under the "Hall of Famers" section.

THE INSIDE NEWS FROM COOPERSTOWN

- If you have an interest in receiving *Around The Horn*, the monthly media newsletter of the Hall of Fame, please send an e-mail to info@baseballhalloffame.org. Be sure to include your name, name of organization and e-mail address.
- If you would like to receive interesting stories and timely news items direct from the Hall of Fame and get the inside track on the latest happenings in Cooperstown, sign up for *Inside Pitch*. There's no cost to receive our weekly electronic newsletter in your e-mail box at home or work and it's easy to enroll: Just log on to www.baseballhalloffame.org.
- Media members are invited to visit the Digital News Room for up-to-the-minute news from Cooperstown, by visiting www.baseballhalloffame.org/news/index.htm.

RESEARCH ASSISTANCE

The Hall of Fame is pleased to provide assistance in baseball research and members of the media are encouraged to utilize this valuable baseball resource when ever necessary, by calling the Public Relations department at (607) 547-0215, or the Library Reference desk at (607) 547-0330.

JAPANESE NEWS ORGANIZATIONS

Asahi Shimbun (NY)

229 W. 43rd St., #961
New York, NY 10036
212-398-0257
Fax 212-221-1734
Koji Igarashi

Chunichi Shimbun

1-6-1 San-no-maru, Naka-ku,
Nagoya, Japan 460-8511
81-52-201-8811
fax 81-52-221-0744
Makoto Dan'no

Daily Sports

1-5-7 Higashi Kawasaki-cho,
Chuo-ku
Kobe, Japan 650-0044
81-78-362-7296
Fax 81-78-366-3647
Kyoji Miyata

Fuji Evening News

1-7-2, Otemachi, Chiyoda-ku
Tokyo, Japan 100-8190
81-3-3275-8945
Fax 81-3-3275-8973
Kozo Abe

Fukuoka Broadcasting Corp.

2-22-8 Kiyokawa Chuo-ku
Fukuoka, Japan 810-8655
81-92-532-1530
Fax 81-92-532-3089
Kiyoshi Yamada

Hochi Shimbun

4-6-49, Kohnan, Minato-ku
Tokyo, Japan 108-8485
81-3-5479-1130
Fax 81-3-5479-1330
Yoshinori Yuasa

Jiji Press (NY)

120 West 45th St. 14F
New York, NY 10036
212-575-5830
Fax 212-764-3950
Tomohiro Sugita

Kyodo News (NY)

747 3rd AVE Suite 1801
New York, NY 10017
212-508-5460
Fax 212-508-5461
Satoru Tamura

Mainichi Shimbun

1-1-1, Hitotsubashi, Chiyoda-ku
Tokyo, Japan 100-8051
81-3-3212-0258
Fax 81-3-3215-2554
Takeshi Fujita

NHK Enterprises America

3130 Wilshire Blvd., #360
Santa Monica, CA 90403
310-829-5575
Fax 310-829-5655
Margaret T Narumi
Akio Hayano

Nikkan Sports News

5-10, 3-Chome, Tsukiji, Chuo-ku
Tokyo, Japan 104-8055
81-3-5550-8816
Fax 81-3-5550-8901
Toshikazu Iwama

NIKKEI (Nihon Keizai Shimbun, LA)

725 S. Figueroa St.,
Ste. 1515
LA, CA 90017
213-955-7480
Fax 213-955-7489
Hijiri Inose

Nippon Broadcasting System, Inc.

9-3, 1-Chome, Yurakucho,
Chiyoda-ku
Tokyo, Japan 100-8439
81-3-3287-7632
Fax 81-3-3287-7691
Hisao Katho

Nishinippon Shimbun

1-4-1 Tenjin, Chuo-ku,
Fukuoka, Japan 810-8721
81-92-711-5230
Fax 81-92-711-5231
Masayuki Takami

Sankei Sports

1-7-2, Otemachi, Chiyoda-ku
Tokyo, Japan
81-3-3275-8571
Fax 81-3-3275-8941
Tatsuro Kikkawa

Shueisha, Inc.

3-13-1 Kanda-Jimbocho,
Chiyoda-ku
Tokyo, Japan 101-8050
81-3-3230-6058
Fax 81-3-3265-0832
Jun Hasegawa

Sports Nippon News

2-1-30, Etchujima, Koto-ku
Tokyo, Japan 135-8517
81-3-3820-0909
Fax 81-3-3820-6090
Yoichi Amari

TBS (Tokyo Broadcasting System)

5-3-6, Akasaka, Minato-ku
Tokyo, Japan 107-8006
81-3-3586-8666
Fax 81-3-3583-2660
Takayuki Watanabe

The Nikkan Gendai

Nakagawa Tsukiji Bldg
3-5-4 Tsukiji, Chuo-ku
Tokyo, Japan 104-8007
81-3-3543-0534
Fax 81-3-3543-0519
Michihisa Ogino

The North American Post

519 6th Ave. S.
Seattle, WA 98104
206-623-0100
Fax 206-625-1424
Shihou Sasaki

Tokyo Shimbun (Chunichi Shimbun, Tokyo)

2-1-4 Uchisaiwaicho, Chiyoda-ku,
Tokyo, Japan 100-8505
81-3-6910-2211
Fax 81-3-3595-6921
Ken'ichi Takuta

Tokyo Sports Press

2-1-30, Etchujima, Koto-ku
Tokyo, Japan
81-3-3820-0835
Fax 81-3-3620-0910
Osamu Sakai

TVQ Kyushu Broadcasting Co., Ltd

Sports Division
Fukuoka-shi, Hakata-ku,
Sumiyoshi 2-3-1
Fukuoka, Japan 812-8570
81-92-262-0088
Fax 81-92-262-0206
Tadashi Takagi

Yomiuri Shimbun (LA)

6015 Figueroa St., Ste 3540
Los Angeles, CA 90017
213-623-7699
Fax 213-623-5887
Yuuichi Usuda

メディア情報

住所

Safeco Field
1250 First Ave. South
Seattle, WA 98134 USA

代表番号 (206)346-4000

HP: www.seattlemariners.com

ベースボールインフォメーション部

ディレクター	ティム・ヘビリー	直通(206)346-4402
アシスタント	ヤーレン・ミラー	(206)346-4408
アシスタント	ケリー・ムンロウ	(206)346-4401
アシスタント	ジェフ・エバンス	(206)346-4403

取材許可証

シーズンを通しての取材許可証は、当球団を毎日取材するニュース機関にのみ発行されます。1試合毎の取材許可証は、シーズン取材許可証が発行されていないメディア機関の中で、当球団が承認したメディア機関にのみ発行されます。1試合毎の取材許可証の申請は、希望する試合日の少なくとも48時間前迄に、そのメディア機関のレターヘッドを用い文章で編集長、プロデューサーもしくはディレクターから直接行なわれる必要があります。取材許可証は、必ず何時でも確認のできる場所に携帯、装着して下さい。1試合毎の取材許可証は、他人へ譲渡できません。

取材許可証受け取り

取材許可証は試合開始の2時間前から3回終了まで、セーフコ・フィールド南側(Edgar Martinez Dr. S)にあるチケットオフィスメディア専用窓口(Press Will Call Window)にて受け取り可能です。受け取る際には身分証明書の提示をお願いしております。必ずご持参ください。

メディア専用入り口

メディア専用入り口は、セーフコ・フィールド南側(Edgar Martinez Dr. S)にあり、試合開始5時間前に開場されます。ロビーとセキュリティ入り口からの入退場はお差し控えてください。また、適切な取材許可証なしに、球場への進入はお断り致します。

プレスボックス

プレスボックス(記者席)は4階、放送ブースは5階にあります。プレスボックス内はもとより当球場内は禁煙となっております。セーフコ・フィールドの記者席は屋外に面しており、気候に合わせた服装をご用意下さい。

メディア別室(working media room)

メディア別室は、4階プレスボックス後方にあります。

フィールド(グラウンド)

適切な取材許可証なしに、フィールドへの進入はお断り致します。フィールドへは、1階にあるアンパイア専用通路(トンネル)をご利用下さい。

クラブハウス

適切な取材許可証なしに、クラブハウスへの進入はお断り致します。クラブハウスでの写真撮影は禁止されております。クラブハウスは1階にあり、試合開始の3時間半前から開始直前45分前まで、入室出来ます。

インタビュールーム

インタビュールームは、1階ビジター・クラブハウス (Visiting Clubhouse) の隣にあります。

写真

暗室は、1階ビジター・クラブハウスの向かい側にあります。暗室には仕事のできる別室と電話も用意されてあります。

2007 SPECIAL EVENTS

Date	Opp	Event
4/2	Athletics	Opening Day (Festivities begin at 3pm) – Oh Boy! Oberto Mariners Schedule Magnets +
4/3	Athletics	Boeing Salute to Armed Forces Night presented by 570 KVI – Military Coins (Post-Game Giveaway) ***
4/4	Athletics	MasterCard Grand Slam Family Pack Night
4/13	Rangers	Verizon Wireless Mariners Calendar Night * & College Night
4/14	Rangers	Boeing Salute to Kids Weekend – Mariners Ichiro T-shirts ++
4/15	Rangers	Boeing Salute to Kids Weekend – Mariners J.J. Putz T-shirts ++
4/17	Twins	BECU Family Night
4/18	Twins	MasterCard Grand Slam Family Pack Night
4/27	Royals	Ichiro Bobblehead Night presented by FSN **
4/29	Royals	UW Medicine Mariners Knit Cap Day *
5/1	White Sox	BECU Family Night
5/2	White Sox	MasterCard Grand Slam Family Pack Night
5/12	Yankees	Baseball Tomorrow Fund Equipment Drive
5/13	Yankees	WaMu Mariners Mom's T-Shirt Day ◊
5/15	Angels	BECU Family Night
5/16	Angels	MasterCard Grand Slam Family Pack Night
5/17	Angels	College Night
5/18	Padres	Felix Hernandez Bobblehead Night presented by FSN **
5/19	Padres	Pepsi Little League Weekend – Mariners Equipment Bags ++
5/20	Padres	Pepsi Little League Weekend – Adrian Beltre Wristbands ++
5/31	Rangers	College Night
6/1	Rangers	Pepsi & Fred Meyer Mariners Collector Train Night – 30th Anniversary Car *
6/2	Rangers	WaMu Edgar Martínez Mariners Hall of Fame Night – Edgar Placards
6/3	Rangers	Pepsi & QFC Little League Day – Mariners Picture Frame ++
6/4	Orioles	BECU Family Night
6/6	Orioles	MasterCard Grand Slam Family Pack Day
6/19	Pirates	Trader Joe's Mariners Dad's T-Shirt Night ◆
6/20	Pirates	MasterCard Grand Slam Family Pack Night
6/21	Pirates	College Night
6/23	Reds	KOMO 1000 News Strike Out Hunger Night for Northwest Harvest
6/24	Reds	Youth Baseball Day – Raul Ibañez Caps ++
6/26	Red Sox	Topps Mariners Baseball Cards Night ++
6/29	Blue Jays	Kenji Johjima Bobblehead Night presented by FSN **
6/30	Blue Jays	Cloverdale Meats Mariners Trading Cards * & Singles Night
7/12	Tigers	Girls Night Out presented by STAR 101.5
7/13	Tigers	EQC Mariners Gym Bag Night ^
7/14	Tigers	Wells Fargo Mariners Workout T-Shirt Night *
7/16	Orioles	BECU Family Night
7/17	Orioles	Topps Mariners Baseball Cards Night ++
7/18	Orioles	MasterCard Grand Slam Family Pack Night
7/26	Athletics	Stitch n' Pitch & College Night
7/27	Athletics	Oh Boy! Oberto Ichiro Hydroplane Night *
7/29	Athletics	Turn Back the Clock Day – UW Medicine '77 Mariners Caps *
7/30	Angels	BECU Family Night
8/1	Angels	MasterCard Grand Slam Family Pack Night
8/5	Red Sox	Topps Mariners Baseball Cards Day ++
8/13	Twins	BECU Family Night
8/15	Twins	MasterCard Grand Slam Family Pack Day
8/17	White Sox	UW Medicine Raul Ibañez Bobblehead Night presented by FSN **
8/18	White Sox	Singles Night
8/27	Angles	BECU Family Night
8/29	Angels	MasterCard Grand Slam Family Pack Day
9/10	Athletics	BECU Family Night
9/12	Athletics	MasterCard Grand Slam Family Pack Night
9/13	Devil Rays	College Night
9/14	Devil Rays	Pepsi & QFC Mariner Moose Backpack Night ++
9/16	Devil Rays	Cloverdale Meats Mariners Lunch Box Day ++
9/25	Indians	BECU Family Night
9/26	Indians	MasterCard Grand Slam Family Pack Night
9/28	Rangers	Fan Appreciation Night (Festivities begin at 6:30pm) – Mariners Team Posters +
9/30	Rangers	Ivar's & Kidd Valley Kids Appreciation Day – Moose Poster ++

Giveaway Quantities:

- + All Fans
- ++ All Kids 14 & Under
- ◊ First 15,000 Moms
- ◆ First 15,000 Dads
- ^ First 20,000 Fans 21 & Over
- * First 20,000 Fans
- ** First 25,000 Fans
- *** 20,000 Fans (Post-Game Giveaway)

BECU Family Nights: All View Reserved seats available for just \$10 – an \$8 savings!

MasterCard Grand Slam Family

Packs: Four tickets, four hot dogs and four Pepsi brand soft drinks.

- View Reserved Pack - \$50 (\$97 value)
- Field Pack \$100 (\$177 value)
- Terrace Club OF Pack - \$125 (\$205 value)

Leisure Care Senior Sundays:

Seniors, age 60 and over, can purchase View Reserved seats for just \$10 at every Sunday home game.

College Nights: Students can purchase select View Reserved tickets for \$10 at Mariners Team Stores and at the Safeco Field Box Office with college ID.

MasterCard Special Group Nights:

During various games this season groups of 40 or more can purchase View Reserved seats for as low as \$7!

For more information call (206) 346-4001 or log-on to Mariners.com/groups

NAME PRONUNCIATION GUIDE

Carlos Alvarado (al-VUH-rado)
Cha (chow) Seung (sung) Baek (beck)
Wladimir (VLAD-im-eer) Balentien (BAL-en-teen)
Miguel (me-GEL) Batista (buh-TEE-sta)
Yorman (your-mahn) Bazardo (BAH-zahr-doh)
Yuniesky (yoon-ee-ESS-kee) Betancourt (BET-en-court)
Travis Blackley (BLACK-lee)
Willie Bloomquist (BLOOM-quist)
Sean Burroughs (BURR-oughs)
Jorge (HOR-hay) Campillo (camp-EE-yo)
Jamie (HI-mee) Cerda (SIR-duh)
Jeff Clement (CLEM-ent)
Renee (run-AY) Cortez (core-TEZ)
Ryan Feierabend (FEAR-bin)
Jesse Foppert (FOP-urt)
Michael Garciparra (gar-cee-uh-PARRA)
John Huber (HUGH-bur)
Raul (rah-OOL) Ibanez (ee-BAHN-yez)
Cesar (SAY-zar) Jimenez (HIM-en-ez)
Kenji (KEN-gee) Johjima (JOE-jim-uh)
Ryan LaHair (luh-HAIR)
Rayon Lampe (lamp)
Justin Lehr (Lerr)
Julio Mateo (muh-TAY-oh)
Brandon Morrow (MORE-owe)
Oswaldo (ohz-WALL-doh) Navarro (nah-VAHR-oh)
Eric O'Flaherty
Luis Oliveros (all-lih-VAIR-ose)
Rey (ray) Ordonez (ore-DOHN-yez)
Matt Perisho (PEAR-ish-oh)
J.J. Putz (puts...liked "puts on a shelf")
Chris Reitsma (REETS-muh)
Juan Sandoval (SAND-oh-val)
George Sherrill (SHER-ill)
Ichiro (ee-chee-row) Suzuki (soo-zoo-kee)
Tony Torcato (tore-CAUGHT-oh)
Matt Tuiasosopo (TOO-ee-ah-so-SO-po)
Jose Vidro (VEE-droh)

Coaching Staff:

Rafael Chaves (CHA-vez)
Mike Hargrove (HAR-grove)
Jeff Pentland (PENT-land)



2007 Seattle Mariners Schedule

SUN	MON	TUE	WED	THU	FRI	SAT
	OAK 3:35	OAK 7:05	OAK 7:05		CLE 1:05	CLE 4:05
FSN CLE 10:05	FSN CLE 4:05	BOS 11:05	BOS 4:05	BOS 1:05	TEX 7:05	TEX 12:55
11 TEX 1:05	16 MIN 7:05	17 MIN 7:05	18 MIN 7:05	19 LAA 7:05	20 LAA 6:05	21 LAA 6:05
22 LAA 12:35	23 TEX 5:05	24 TEX 11:05	25 OAK 7:05	26 OAK 12:35	27 KC 7:05	28 KC 6:05
29 KC 1:05	30	APRIL				

SUN	MON	TUE	WED	THU	FRI	SAT
FSN TOR 1:05	FSN KC 5:10	FSN KC 5:10	FSN KC 5:10	OAK 7:05	OAK 7:05	OAK 1:05
11 OAK 1:05	9	10 All-Star Game at San Francisco	11	DET 7:05	DET 7:05	DET 7:05
15 DET 1:05	16 BAL 7:05	17 BAL 7:05	18 BAL 7:05	19 TOR 4:07	20 TOR 10:07	21 TOR 10:07
22 TOR 10:07	23 TEX 5:35	24 TEX 5:35	25 TEX 5:35	26 OAK 7:05	27 OAK 7:05	28 OAK 1:05
29 OAK 1:05	30 LAA 7:05	31 LAA 7:05	JULY			

SUN	MON	TUE	WED	THU	FRI	SAT
MAY						
	FSN CWS 7:05	FSN CWS 7:05		FSN NYY 4:05	FSN NYY 12:55	
FSN NYY 11:05	7 NYY 4:05	8 DET 4:05	9 DET 4:05	10 DET 10:05	11 NYY 7:05	12 NYY 7:05
13 NYY 1:05	14	15 LAA 7:05	16 LAA 7:05	17 LAA 7:05	18 SD 7:05	19 SD 7:05
20 SD 1:05	21	22 TB 4:10	23 TB 4:10	24 TB 12:10	25 KC 5:10	26 KC 4:10
27 KC 11:10	28 LAA 6:05	29 LAA 7:05	30 LAA 7:05	31 TEX 7:05		

SUN	MON	TUE	WED	THU	FRI	SAT
AUGUST						
		FSN LAA 7:05		FSN BOS 7:05	FSN BOS 7:05	
11 BOS 1:05	9	6 BAL 4:05	7 BAL 4:05	8 BAL 4:05	9 CWS 5:11	11 CWS 4:05
12 CWS 11:05	13 MIN 7:05	14 MIN 7:05	15 MIN 1:35	16	17 CWS 7:05	18 CWS 7:05
19 CWS 1:05	20 MIN 5:10	21 MIN 5:10	22 MIN 10:10	23 TEX 5:35	24 TEX 5:35	25 TEX 5:35
26 TEX 5:35	27 LAA 7:05	28 LAA 7:05	29 LAA 1:35	30	31 TOR 4:07	

SUN	MON	TUE	WED	THU	FRI	SAT
JUNE						
				FSN TEX 7:05	FSN TEX 7:05	
FSN TEX 1:05	3 BAL 7:05	4 BAL 7:05	5 BAL 1:35	7 SD 7:05	8 SD 7:05	9
11 SD 1:05	10	11	12 CHC 5:05	13 CHC 5:05	14 CHC 11:20	15 HOU 5:05
17 HOU 11:05	18	19 PIT 7:05	20 PIT 7:05	21 PIT 7:05	22 CIN 7:05	23 CIN 7:05
24 CIN 1:05	25 BOS 7:05	26 BOS 7:05	27 BOS 1:35	28	29 TOR 7:05	30 TOR 7:05

SUN	MON	TUE	WED	THU	FRI	SAT
SEPTEMBER						
						1 TOR 10:07
FSN TOR 10:07	2 NYY 10:05	3 NYY 4:05	4 NYY 4:05	5 NYY 4:05	6	7 DET 4:05
8 DET 10:05	9 OAK 7:05	10 OAK 7:05	11 OAK 7:05	12 TB 7:05	13 TB 7:05	14 TB 6:05
16 TB 1:05	17 OAK 7:05	18 OAK 7:05	19 OAK 12:35	20 LAA 7:05	21 LAA 7:05	22 LAA 6:05
23 LAA 1:05	24	25 CLE 7:05	26 CLE 7:05	27 CLE 7:05	28 TEX 7:05	29 TEX TBA

■ Home
 ■ FSN FOX Sports Net
 ■ F FOX
 T=Tacoma @ Home
 E=Everett @ Home
□ Road
■ 11 KSTW-UPN11

Subject to change
All times Pacific