



1983
OFFICIAL
MEDIA GUIDE

The 1983 San Francisco Giants Media Guide was written and produced by Duffy Jennings and Dirk Smith, and published by Woodford Associates of San Francisco. All photographs are by Dennis Desprois.

The guide is available for \$4.00 at Candlestick Park and the Giants Dugouts at 170 Grant Ave. in San Francisco and in the Vallco Fashion Park shopping mall in Cupertino, or by mailing \$5.00 (to cover postage and handling) to the Publicity Department, San Francisco Giants, Candlestick Park, San Francisco, California 94124.

All press credentials must be obtained from Publicity Director Duffy Jennings. For information, contact the Giants Publicity Department.

THE GIANTS

NATIONAL LEAGUE'S WINNINGEST ORGANIZATION SINCE 1900

Since 1900, the Giants (New York and San Francisco) have been the National League's most successful organization (in terms of won-lost percentage), posting a .544 winning percentage. That mark, in fact, is second only to the New York Yankees (.569) in the entire Major Leagues.

The Giants have notched 16 league pennants (second only to the Dodgers' 17) and five World Championships (second only to the Cardinals' 9).


ALL-TIME NATIONAL LEAGUE STANDINGS SINCE 1900

Team	Won	Lost	Pct
New York-San Francisco Giants	6930	5805	.544
Pittsburgh Pirates	6712	6025	.527
Brooklyn-Los Angeles Dodgers	6682	6055	.525
St. Louis Cardinals	6568	6170	.516
Chicago Cubs	6504	6249	.510
Cincinnati Reds	6421	6331	.504
Houston Astros	1579	1760	.473
Montreal Expos	1036	1168	.471
Boston-Milwaukee-Atlanta Braves	5925	6789	.466
Philadelphia Phillies	5779	6934	.455
New York Mets	1430	1903	.429
San Diego Padres	914	1291	.414

FROM THE SPORTS LIBRARY OF
RETROSEASONS  **.com**

More publications available at:

www.retroseasons.com/library/



FRANK ROBINSON
UPI Manager of the Year



GREG MINTON

**Giants Fireman of the Year
National League All-Star**

TABLE OF CONTENTS

All-Star Game Participants	90
Attendance Records	113
BBWAA Members	121
Birthday Calendar, 1983	48
Candlestick Park Information	
Evolution of Candlestick Park	111
Home Runs at Candlestick	112
Park Information	110
Rainouts	110
Clubhouse Staff	26
Coaches, All-Time Roster	108
Coaches, 1983	10
Contract Status, 1983 Giants	33
Front Office Staff	2
Hall of Fame Members	99
Hotels, 1983	123
Last Time It Happened	24
Manager, Frank Robinson	8
Media Services	114
Minor Leagues	
1982 Results, Highlights, Statistics	115
#1 Free Agent Picks	120
Organization Information	115
National League	
Final 1982 N.L. Standings and Leaders	86
Giants vs. N.L. Clubs Year-by-Year	102
N.L. Club Information	124
Opening Day Lineups	91
Personal Milestones	60
Players — 1983 Giants	17
Pronunciations of Giants Names	20
Radio-Television	122
Records	
All-time Top 10	96
San Francisco All-time Top 5	98
League Leaders and Notable Performances	100
San Francisco Giants Records	94
Retired Uniform Numbers	96
Rosters	
All-time San Francisco Giants (1958-82)	106
1983 Giants	68
Rules of Interest	70
Season In Review, 1982	
Awards Recap	88
Day-By-Day	83
Fielding Statistics	75
Final Statistics	74
Highlights	72
Highs and Lows	76
Hitting Breakdowns	79
Pitching Breakdowns	78
Player Transactions	82
Won-Lost Breakdowns	77
Streaks, Winning, Losing, Hitting	95
Yearly Finishes	90
Yearly Leaders, Batting and Pitching	92
World Series, Giants in Post-Season	103

BOARD OF DIRECTORS

PRESIDENT	ROBERT A. LURIE
VICE PRESIDENT AND DIRECTOR	H. MICHAEL KURZMAN
VICE PRESIDENT AND DIRECTOR	COREY BUSCH
VICE PRESIDENT, TREASURER AND DIRECTOR	EUGENE L. VALLA
SECRETARY AND DIRECTOR	JAMES L. HUNT, ESQ.
DIRECTOR	JOSEPH A. CARRERA
DIRECTOR	PETER A. MAGOWAN
ASSISTANT SECRETARY	LEO T. GOLDMAN, SR.
SECRETARY TO THE BOARD	EILEEN MIZE



SAN FRANCISCO GIANTS

FRONT OFFICE STAFF

PRESIDENT	BOB LURIE
VICE PRESIDENT, BASEBALL OPERATIONS	THOMAS F. HALLER
VICE PRESIDENT, BUSINESS OPERATIONS	PATRICK J. GALLAGHER
VICE PRESIDENT, ADMINISTRATION	COREY BUSCH
ASSISTANT VICE PRESIDENT, BASEBALL OPERATIONS/ ADMINISTRATOR OF MINOR LEAGUE OPERATIONS	RALPH E. NELSON JR.
DIRECTOR OF PLAYER PERSONNEL AND SCOUTING	BOB FONTAINE
FIELD DIRECTOR OF PLAYER DEVELOPMENT	JIM LEFEBVRE
ASSISTANT DIRECTOR OF PLAYER PERSONNEL AND SCOUTING	ROBERT L. MILLER
MINOR LEAGUE CONSULTANT	JOHN S. SCHWARZ
DIRECTOR OF PUBLICITY	DUFFY JENNINGS
DIRECTOR OF COMMUNITY AND PUBLIC RELATIONS	STU SMITH
DIRECTOR OF MARKETING	LAURENCE M. BAER
DIRECTOR OF STADIUM OPERATIONS	DON FOREMAN
TICKET MANAGER	ARTHUR SCHULZE
ACCOUNTING MANAGER	RON MOSHER
DIRECTOR OF SALES	BOB GAILLARD
TRAVELING SECRETARY/STATISTICIAN	DIRK SMITH
SPEAKERS BUREAU	JOE ORENGO
COMMUNITY REPRESENTATIVES	BEN MOORE, MIKE SADEK
GIANTS PHOTOGRAPHER	DENNIS DESPROIS

ADMINISTRATIVE STAFF

ACCOUNTING: Jeannie Adamo, Marlene Canard, Norma Edar. **ADMINISTRATION:** Tom Haller, Jr., Florence Myers. **BUSINESS OPERATIONS:** Pat O'Neill, Judy Toby. **MARKETING:** Marianne Boerio. **MINOR LEAGUES:** Erma Cook. **PUBLICITY:** Allyn Lee. **RETAIL OPERATIONS:** David Alioto, Mario Alioto, Anthony Askew. **SALES OFFICE:** Laurie Burghardt, Dave Craig, Pennie Lundberg, Ben Oakes, Evelyn Pastor. **SECURITY:** Fred DeAntoni. **STADIUM CLUB:** Ted Ince, Eldon Sozzi. **STADIUM OPERATIONS:** Gary Burcham, Wright Garner, Willie Guzman, Gene Telucci. **SWITCHBOARD:** Sally Jarvis. **TICKET OFFICE:** Bob Bisio, Mary Crosat, Mercy Guardino, Mary Sutherland.



BOB LURIE
President

One of baseball's most dedicated and popular chief executives, Bob Lurie saw his long and deep devotion to the Giants' success finally begin to pay off in 1982. The club posted its best record in four years and its second straight winning season, recharging Lurie and thousands of other loyal Giants fans with optimism and confidence.

The turnaround, which has earned the Giants newfound respect in Major League circles, can be traced in large part to key command decisions by Lurie in 1981, when he hand-picked Frank Robinson to manage the team and later named Tom Haller the new Vice President of Baseball Operations. Working in concert, the three forged a new direction for the franchise with united goals for caliber of players, quality and style of play and standardized instruction and scouting procedures. Lurie has taken an active role in all phases of the revival and is a very visible and accessible club president. He attends nearly all Giants home games and many road games and welcomes the opportunity to chat with players, fans, park employees and members of the news media.

Behind the scenes, Lurie is equally involved in the many business affairs of the Giants front office, along with his duties on the Major League Baseball Executive Council, on which he has served for the past three years. In recognition of his experience and knowledge, Lurie was named last fall to the special committee of club owners to select a new Commissioner for Major League Baseball.

Another major project that consumed much of Lurie's time and interest in 1982 and is certain to require even more of his attention this year is the growing public discussion over the status of Candlestick Park and proposals for a new downtown stadium. He initiated the matter last year as the sponsor of an elaborate preliminary study into the possibility of doming Candlestick. That document ultimately led to a more ambitious, city-financed probe into the desirability of, and potential sites for, a new multi-purpose facility closer to the center of San Francisco's business and financial districts. In addition to his support and contributions to the proposal, he has actively pursued potential sources of private financing to help offset the costs of a new stadium.

Along with Lurie's many responsibilities as the Giants President, he must also attend to a busy schedule of private business concerns, and he devotes much of his time and energy to civic and charitable organizations and projects.



THOMAS F. HALLER

**Vice President
Baseball Operations**

A onetime Giants catcher, coach and player development director who completed his first full year as the club's top baseball executive in 1982, Tom Haller has markedly altered the operation, direction and goals of the franchise through a flurry of coordinated and decisive actions that have earned him praise and respect among his peers.

At the Major League level, Haller's overhaul of the Giants roster since he assumed his duties in mid-1981 has produced immediate results. For the first time in a decade, the team has turned in back-to-back winning seasons — capped by the thrilling finish last year in a surge of momentum and optimism certain to carry over into 1983. Haller's keen foresight and shrewd judgment of big league talent — present and future — did not go unnoticed in the competition for The Sporting News 1982 Major League Executive of the Year. Among executives of all 26 clubs, Haller placed third, ranking only behind the general managers of the two league champions.

At the minor league level, Haller's achievements have drawn less attention, but have been considerably wider in scope as he continues to implement his policies toward the long range goal of bringing consistency, standardized procedures and synchronization to the farm system. For 1983, Haller has restructured the Giants' minor league command to further the implementation of these goals. He named his assistant, Ralph Nelson, as the new Administrator of Minor League Operations, tabbed veteran Giants coach Jim Lefebvre as the new Field Director of Player Personnel, assigned new managers for all five Giants farm clubs in 1983 and appointed a number of new coaches and instructors to the minor league field staff. At the same time, the club's scouting staff and procedures were revamped and expanded under Haller's direction.

As 1982 drew to a close, Haller succeeded in filling two of his top priorities by reaching agreement with relief pitcher Greg Minton on a five-year contract and by acquiring veteran right-handed pitcher Mike Krukow to stabilize the Giants' promising young staff.

Determination and hard work have characterized Haller's career in baseball, on and off the field, since he signed his first pro contract with the Giants in 1958. In 11½ big league seasons, Tom belted 134 home runs and batted in 504, was named to three All-Star teams, once caught all 23 innings of a 1964 game against the New York Mets and served as Player Representative for the Giants and the Tigers.

A native of Lockport, Illinois, Haller earned his undergraduate degree in physical education from the University of Illinois. His brother, Bill Haller, is the American League's assistant supervisor of umpires.

Haller, 45, and his wife, Joan, reside in San Mateo, California. They have two sons, Tom Jr., an administrative assistant with the Giants, and Tim.



PAT GALLAGHER

**Vice President
Business Operations**

The year-long celebration of the Giants' 25th Anniversary in San Francisco dominated a busy 1982 for Pat Gallagher and the many departments under his control, which include marketing, promotions, advertising, publicity, community and public relations, ticket and retail sales, stadium operations and accounting.

Highlights of the silver season planned and carried out by Gallagher and his staff included an all-time Dream Team Old Timers game, a 25th Anniversary Giants film and specially-composed song, a record number of ballpark promotions and special events, numerous items of merchandise created especially for the anniversary season, and a variety of other related events. In recognition of the theme's huge success, Major League Baseball officials honored Gallagher and the Giants last winter with the 1982 Marketing Excellence Award for Special Projects. In another area, The Sporting News singled out Gallagher's staff for special achievement in two publications, calling the Giants' 1982 Yearbook "the finest ever made" and their 1982 Media Guide "baseball's best."

Amid all the fanfare of the anniversary, Gallagher bolstered his reputation as an innovative baseball executive by introducing an entirely new entertainment concept to Candlestick Park — a baseball game followed by a concert. The spectacular event, featuring the legendary Beach Boys in a two-hour performance following the Giants-San Diego Padres game on September 18, packed the stadium with more than 40,000 fans. The event was so successful that at least two more such "doubleheaders" are planned for 1983.

Last winter, Gallagher and his staff went to work on plans for 1983, beginning with the design of an all-new Giants team logo and uniforms for 1983, highlighted by a return to gray traveling uniforms and more traditional button-down jerseys. He also retained a new advertising agency to develop marketing strategy for the upcoming season and directed the Giants' first direct mail ticket sales campaign to more than 40,000 Bay Area Giants fans. The project resulted in a substantial increase in off-season sales.

Gallagher joined the Giants in 1976 as Director of Marketing, following a nine-year career in marketing, sales and promotions for two major theme parks. He had been manager of sales and promotions for Marine World/Africa USA on the San Francisco Peninsula for two years, preceded by a seven-year stint with Sea World, Inc., the marine amusement company with major parks in San Diego, Aurora, Ohio, and Orlando, Florida.

A native of Chicago, Gallagher grew up in San Diego and attended San Diego State University. He and his wife, Joan, reside in San Carlos, California.



COREY BUSCH

**Vice President
Administration**

The Giants' rapidly growing involvement in efforts toward the proposed construction of a new multi-purpose sports facility in San Francisco has broadened the scope of Corey Busch's many responsibilities within the past year.

In addition to his role as the club's chief liaison with city officials, Busch works closely with Tom Haller and Pat Gallagher in the development and implementation of Giants policies and programs, supervises regulations governing broadcasts emanating from Candlestick Park and serves on the Board of Directors of Lurie Sports, Inc.

Under Busch's guidance, the Giants published a complex report last March on the feasibility of constructing a dome over Candlestick Park, which concluded that while such a project was structurally possible, a new downtown stadium designed to serve a variety of entertainment uses could be more economical. The report generated wide bureaucratic and public interest and spawned the formation by Mayor Dianne Feinstein of a task force to study in greater detail the problems attendant to Candlestick Park and to explore potential solutions. Busch's participation in the subsequent research and discussions was instrumental in the approval last December by the Board of Supervisors of a \$300,000 city study into the matter that will examine a variety of alternative proposals and potential sites for a new stadium.

As the stadium project progresses in 1983, Busch will also devote his attention to the coordination of new broadcast agreements for Giants games on radio and television, including the exploration of potential involvement by the Giants in cable television broadcasts.

President Bob Lurie has also asked Busch to assume a greater role in budgeting and financial decision-making for the Giants in 1983. In this capacity, he will serve as an overseer of revenues and expenditures by both the baseball and business operations, working in conjunction with Haller, Gallagher and the accounting staff to coordinate all aspects of the Giants complex budget process.


Busch also supervises and coordinates production of the Giants' highlight films, and serves as a consultant on various baseball operations, marketing and advertising programs and certain aspects of the operation of Candlestick Park.

A former press aide to the late San Francisco Mayor George Moscone, Busch, 33, joined the Giants in April, 1979, as Executive Assistant to the President. As Bob Lurie's aide, he worked alongside the club president in the Lurie Company's downtown offices until he was named to his present position in 1981.

A native of Los Angeles, Busch was graduated from the University of California at Los Angeles and worked with a political consulting firm there before joining the Moscone Administration in 1976, serving as the mayor's press aide for two years.

Busch and his wife, Anne, make their home in San Francisco.

The 1983 Giants





FRANK ROBINSON

Manager

Former Outfielder

BIRTHDATE: August 31, 1935

BIRTHPLACE: Beaumont, Texas

BATTED: Right **THREW:** Right

HEIGHT: 6-1 **WEIGHT:** 195

MANAGERIAL/COACHING CAREER Named UPI Manager of the Year in his second season as the Giants' skipper ... Led San Francisco to its first back-to-back winning seasons since 1970-71 ... Overall record as Giants Manager is 145-132 ... Piloted the club to a ten-game winning streak August 3-11, the Giants' longest in 16 years ... Engineered 45 come-from-behind victories in 1982 ... Recorded a 55-33 record after June 27 ... Joined the Giants on Jan. 14, 1981 ... Original two-year contract has been extended through 1984 ... Served as the Baltimore Orioles' first base coach and hitting instructor in 1979 and 1980 ... Managed the Cleveland Indians in 1975, 1976 and part of 1977 ... Also piloted the Rochester Red Wings of the International League in 1978, finishing 58-64 ... Managed in the Puerto Rican Winter League every year from 1968 to 1979 ... Served as a coach with the California Angels from July 11, 1977 to the end of the season.

PRO CAREER Inducted into Baseball's Hall of Fame Aug. 1, 1982, following election in his first year of eligibility ... Holds numerous Major League records and is the fourth greatest home run hitter of all time ... Played 21 seasons, including ten at Cincinnati and six at Baltimore ... Hit 586 career home runs, fourth on the all-time list behind Hank Aaron (755), Babe Ruth (714) and Willie Mays (660) ... Hit 343 homers in the National League, 243 in the American League ... Only player in history to win the Most Valuable Player award in both leagues (N.L. — 1961; A.L. — 1966) ... Played in 11 All-Star Games and five World Series ... Was the MVP in the 1966 World Series and the 1971 All-Star Game ... Voted N.L. Rookie of the Year in 1956 ... Became tenth player in history to win the Triple Crown in 1966 (.316 average, 49 home runs, 122 RBIs) ... One of only three players ever to hit grand slams in successive plate appearances (1970) ... Holds Major League record for home runs in most ball parks (33) ... Only player ever to hit a ball completely out of Memorial Stadium in Baltimore, May 8, 1966, off Luis Tiant of Cleveland ... Led the N.L. in slugging percentage three straight seasons (1960-62) and set Major League record by leading the N.L. in intentional walks four consecutive seasons (1961-64) ... Is ninth all-time in run production with 3641 ... Was hit by a pitch 198 times, second highest in baseball history behind Ron Hunt (243) ... Co-holder of Major League record for home runs by a rookie (38 in 1956) ... Following his trade to the Dodgers in 1971, his uniform number 20 was retired, the first Oriole to be so honored.

PERSONAL/MISC. Graduated from McClymonds High in Oakland in 1953 ... Played baseball there with Vada Pinson and basketball with Bill Russell ... Attended Xavier University in Cincinnati ... One of ten children ... Married (Barbara, Oct. 28, 1961) ... Two children (Kevin, Nichelle) ... Lives in Los Angeles.

MANAGERIAL RECORD

Year	Club	W	L	Finish
1975	Cleveland	79	80	4
1976	Cleveland	81	78	4
1977	Cleveland	26	31	5
1981	San Francisco	56	55	4
1982	San Francisco	87	75	3

Frank Robinson

Year	Club	AVG	G	AB	R	H	2B	3B	HR	RBI	BB	SO	SB
1953	Ogden	.348	72	270	70	94	20	6	17	83	53	69	3
1954	Tulsa	.267	8	30	4	8	0	0	0	1	3	4	0
	Columbia	.336	132	491	112	165	32	9	25	110	88	65	6
1955	Columbia	.263	80	243	50	64	15	7	12	52	41	44	3
1956	Cincinnati	.290	152	472	122	166	27	6	38	83	64	95	8
1957	Cincinnati	.322	150	611	97	197	29	5	29	75	44	92	10
1958	Cincinnati	.269	148	554	90	149	25	6	31	83	62	80	10
1959	Cincinnati	.311	146	540	106	168	31	4	36	125	69	93	18
1960	Cincinnati	.297	139	464	86	138	33	6	31	83	82	67	13
1961	Cincinnati	.323	153	545	117	176	32	7	37	124	71	64	22
1962	Cincinnati	.342	162	609	134	208	51	2	39	136	76	62	18
1963	Cincinnati	.259	140	482	79	125	19	3	21	91	81	69	26
1964	Cincinnati	.306	156	568	103	174	38	6	29	96	79	67	23
1965	Cincinnati	.296	156	582	109	172	33	5	33	113	70	100	13
1966	Baltimore	.316	155	576	122	182	34	2	49	122	87	90	8
1967	Baltimore	.311	129	479	83	149	23	7	30	94	71	84	2
1968	Baltimore	.268	130	421	69	113	27	1	15	52	73	84	11
1969	Baltimore	.308	148	539	111	166	19	5	32	100	88	62	9
1970	Baltimore	.306	132	471	88	144	24	1	25	78	69	70	1
1971	Baltimore	.281	133	455	82	128	16	2	28	99	72	62	3
1972	Los Angeles	.251	103	342	41	86	6	1	19	59	55	76	2
1973	California	.266	147	534	85	142	29	0	30	97	82	93	1
1974	Cal.-Cle.	.245	144	477	81	117	27	3	22	68	85	95	5
1975	Cleveland	.237	49	118	19	28	5	0	9	24	29	15	0
1976	Cleveland	.224	36	67	5	15	0	0	3	10	11	12	0
M.L.	Totals	.294	2808	10006	1829	2943	528	72	586	1812	1420	1532	203

CHAMPIONSHIP SERIES RECORD

Year	Club	AVG	G	AB	R	H	2B	3B	HR	RBI	BB	SO	SB
1969	Baltimore	.333	3	12	1	4	2	0	1	2	3	3	0
1970	Baltimore	.200	3	10	3	2	0	0	1	2	5	2	0
1971	Baltimore	.083	3	12	2	1	1	0	0	1	1	4	0
Championship Totals		.206	9	34	6	7	3	0	2	5	9	9	0

WORLD SERIES RECORD

Year	Club	AVG	G	AB	R	H	2B	3B	HR	RBI	BB	SO	SB
1961	Cincinnati	.200	5	15	3	3	2	0	1	4	5	3	0
1966	Baltimore	.286	4	14	4	4	0	1	2	3	2	3	0
1969	Baltimore	.188	5	16	2	3	0	0	1	1	4	3	0
1970	Baltimore	.273	5	22	5	6	0	0	2	4	0	5	0
1971	Baltimore	.280	7	25	5	7	0	0	2	2	1	8	0
World Series Totals		.250	26	92	19	23	2	1	8	14	12	22	0

ALL-STAR GAME RECORD

Year	League	AVG	G	AB	R	H	2B	3B	HR	RBI	BB	SO	SB
1956	National	.000	1	2	0	0	0	0	0	0	0	2	0
1957	National	.500	1	2	0	1	0	0	0	0	0	0	0
1959	NL (2nd game)	1.000	1	3	1	3	0	0	1	1	0	0	0
1961	NL (1st game)	1.000	1	1	0	1	0	0	0	0	0	0	1
1962	NL (2nd game)	.000	1	3	0	0	0	0	0	0	0	0	0
1965	National	.000	1	1	0	0	0	0	0	0	0	1	0
1966	American	.000	1	4	0	0	0	0	0	0	0	1	0
1969	American	.000	1	2	0	0	0	0	0	0	0	2	0
1970	American	.000	1	3	0	0	0	0	0	0	0	2	0
1971	American	.500	1	2	1	1	0	0	1	2	0	0	0
1974	American	.000	1	1	0	0	0	0	0	0	0	0	0
All-Star Game Totals		.250	11	24	2	6	0	0	2	3	0	8	1



DON BUFORD

Coach

Former Infielder

BIRTHDATE: February 2, 1937

BIRTHPLACE: Linden, Texas

BATTED: Both **THREW:** Right

HEIGHT: 5-7 **WEIGHT:** 160

COACHING CAREER This former American League All-Star and a veteran of three World Series, Buford returns for a third season as the Giants' first base coach ... Contributes defensive strategy and base-running instruction ... Joined Manager Frank Robinson, his former Orioles teammate, in 1980 after a four-year absence from baseball.

PRO CAREER Played ten years in the Majors with the Chicago White Sox and the Baltimore Orioles ... Was traded to Baltimore after the 1967 season in a deal which sent Luis Aparicio to Chicago ... Was named to the A.L. All-Star team in 1971, when he hit 19 home runs and led the league in runs scored ... Scored 99 runs each season from 1969 to 1971 ... Ended his Major League career with 93 home runs and 1203 career hits ... Entered the Japanese Major Leagues in 1973 and played for the Taiheiyo Lions (1973-75) and the Nankai Hawks (1976) ... Twice selected as one of the top nine players in Japan ... Was named The Sporting News Minor League Player of the Year in 1963 for leading the International League in batting average, runs scored, doubles and stolen bases.

PERSONAL/MISC. Graduated from Dorsey High in Los Angeles in 1955 ... Attended Los Angeles City College, and then the University of Southern California, where he obtained his B.S. degree in Education ... Was a member of USC's College World Series Champion team in 1958 ... Was a personnel manager for Sears, Roebuck & Co. from 1977 through 1980 and had been associated with Sears in various capacities for 16 years ... Married (Alescia, Sept. 30, 1961) ... Three children (Don Jr., Daryl, Damon) ... Lives in Sherman Oaks, California.

Donald Alvin Buford

Year	Club	AVG	G	AB	R	H	2B	3B	HR	RBI	BB	SO	SB
1960	San Diego	.268	18	41	6	11	1	0	0	5	3	6	3
	Lincoln	.289	120	433	83	125	21	8	7	53	91	82	36
1961	Charleston	.236	132	496	76	117	18	7	7	27	78	100	19
1962	Indianapolis	.111	12	27	2	3	1	0	0	1	6	9	1
	Savannah	.323	111	418	100	135	22	5	6	43	91	45	18
1963	Indianapolis	.336	152	613	114	206	41	3	9	53	67	81	42
	Chicago (AL)	.286	12	42	9	12	1	2	0	5	5	7	1
1964	Chicago (AL)	.262	135	442	62	116	14	6	4	30	46	62	12
1965	Chicago (AL)	.283	155	586	93	166	22	5	10	47	67	76	17
1966	Chicago (AL)	.244	163	607	85	148	26	7	8	52	69	71	51
1967	Chicago (AL)	.241	156	535	61	129	10	9	4	32	65	51	34
1968	Baltimore	.282	130	426	65	120	13	4	15	46	57	46	27
1969	Baltimore	.291	144	554	99	161	31	3	11	64	96	62	19
1970	Baltimore	.272	144	504	99	137	15	2	17	66	109	55	16
1971	Baltimore	.290	122	449	99	130	19	4	19	54	89	62	15
1972	Baltimore	.206	125	408	46	84	6	2	5	22	69	83	8
M.L.	Totals	.264	1286	4553	718	1203	157	44	93	418	603	575	200

CHAMPIONSHIP SERIES RECORD

Year	Club	AVG	G	AB	R	H	2B	3B	HR	RBI	BB	SO	SB
1969	Baltimore	.286	3	14	3	4	1	0	0	1	3	0	0
1970	Baltimore	.429	2	7	2	3	1	0	1	3	2	0	0
1971	Baltimore	.429	2	7	1	3	0	1	0	0	2	1	0
Championship Totals		.357	7	28	6	10	2	1	1	4	7	1	0

WORLD SERIES RECORD

Year	Club	AVG	G	AB	R	H	2B	3B	HR	RBI	BB	SO	SB
1969	Baltimore	.100	5	20	1	2	1	0	1	2	2	4	0
1970	Baltimore	.267	4	15	3	4	0	0	1	1	3	1	0
1971	Baltimore	.261	6	23	3	6	1	0	2	4	3	3	0

ALL-STAR GAME RECORD

Year	Club	AVG	G	AB	R	H	2B	3B	HR	RBI	BB	SO	SB
1971	American	.000	1	1	0	0	0	0	0	0	0	1	0

**JIM DAVENPORT****Coach****Former Infielder****BIRTHDATE:** August 17, 1933**BIRTHPLACE:** Siluria, Alabama**BATTED:** Right **THREW:** Right**HEIGHT:** 5-11 **WEIGHT:** 175

COACHING CAREER Davenport assumes new duties as a defensive strategist and advance scout as he enters his 27th season with the Giants organization ... Will conduct pre-game drills with infielders and serve as defensive observer during games ... Will perform occasional duty as advance Major League scout ... Was Giants third base coach previous seven seasons ... Managed Phoenix (AAA) from 1971 to 1973, finishing second twice and third once ... Joined San Diego Padres as third base coach in 1974 ... Returned to Giants in 1976 ... Only one other Giants coach, Larry Jansen, has served a longer term with the club (1961-71).

PRO CAREER A member of the original San Francisco Giants, Davenport was one of the league's premier third basemen from 1958 to 1970 ... Led the National League in fielding percentage 1959-61, and won the Gold Glove Award in 1962 ... Established the league record for consecutive errorless games by a third baseman (97) from July, 1966, to April, 1968, accepting 209 chances successfully ... Started four double plays in the 1962 World Series — a record which still stands ... Voted by fans as third baseman on all-time San Francisco Giants Dream Team.

PERSONAL/MISC. Attended Thompson High in Siluria, Alabama, and the University of Southern Mississippi in Hattiesburg ... Starred in baseball and football at USM and was quarterback in the 1953 and 1954 Sun Bowl games ... Married (Betty, April 14, 1951) ... Five children (Randy, Cathy, Ken, Don, Gary) ... Gary is an infielder with the Shreveport Captains (AA) ... Lives in San Carlos, California.

MANAGERIAL RECORD

Year	Club	League	W	L	Finish
1971	Phoenix	Pacific Coast	74	70	2nd (Southern Division)
1972	Phoenix	Pacific Coast	81	67	2nd (Eastern Division)
1973	Phoenix	Pacific Coast	70	73	3rd (Eastern Division)

James Houston Davenport

Year	Club	AVG	G	AB	R	H	2B	3B	HR	RBI	BB	SO	SB
1955	El Dorado	.363	105	405	102	147	29	6	17	76	68	50	16
1956	Dallas	.267	154	577	97	154	28	6	14	74	58	66	8
1957	Minneapolis	.291	148	529	68	154	28	3	10	53	39	52	4
1958	San Francisco	.256	134	434	70	111	22	3	12	41	33	64	1
1959	San Francisco	.258	123	469	65	121	16	3	6	38	28	65	0
1960	San Francisco	.251	112	363	43	91	15	3	6	38	26	58	0
1961	San Francisco	.278	137	436	64	121	28	4	12	65	45	65	4
1962	San Francisco	.297	144	485	83	144	25	5	14	58	45	76	2
1963	San Francisco	.252	147	460	40	116	19	3	4	36	32	87	5
1964	San Francisco	.236	116	297	24	70	10	6	2	26	29	46	2
1965	San Francisco	.251	106	271	29	68	14	3	4	31	21	47	0
1966	San Francisco	.249	111	305	42	76	6	2	9	30	22	40	1
1967	San Francisco	.275	124	295	42	81	10	3	5	30	39	50	1
1968	San Francisco	.224	113	272	27	61	1	1	1	17	26	32	0
1969	San Francisco	.241	112	303	20	73	10	1	2	42	29	37	0
1970	San Francisco	.243	22	37	3	9	1	0	0	4	7	6	0
M.L.	Totals	.258	1501	4427	552	1142	177	37	77	456	382	673	16

WORLD SERIES RECORD

Year	Club	AVG	G	AB	R	H	2B	3B	HR	RBI	BB	SO	SB
1962	San Francisco	.136	7	22	1	3	1	0	0	1	4	7	0

ALL-STAR GAME RECORD

Year	Club	AVG	G	AB	R	H	2B	3B	HR	RBI	BB	SO	SB
1962	NL (1st Game)	1.000	1	1	0	1	0	0	0	0	0	0	0

**TOM McCRAW****Coach****Former Infielder****BIRTHDATE:** November 21, 1940**BIRTHPLACE:** Malvern, Arkansas**BATTED:** Left **THREW:** Left**HEIGHT:** 6-0 **WEIGHT:** 190

COACHING CAREER McCraw is making his debut with the Giants as Frank Robinson's hitting instructor ... Has been the Cleveland Indians' first base coach and hitting instructor since 1980 ... Served as a player-coach under Robinson at Cleveland in 1975 ... Was the Indians' minor league hitting instructor 1976-79.

PRO CAREER A former first baseman and outfielder, McCraw played 13 Major League seasons, eight with the White Sox ... **1968** — Led American League first basemen in double plays (103) and assists (93) ... **1972** — Led Indians in triples (5) and stolen bases (12) ... Signed first professional contract with the White Sox organization in 1960 ... Batted career high .327 for Idaho Falls in 1961 ... Won American Association batting crown (.326) with Indianapolis in 1962 ... Was a teammate of Giants' first base coach Don Buford at Chicago (1963-67).

PERSONAL/MISC. Was all-league basketball player at Venice High in Los Angeles ... Won all-league selection in basketball and baseball at Santa Monica City College ... Served in the National Guard ... Enjoys fishing and basketball ... Married (Marlene, Dec. 4, 1964) ... Two children (Bryan, Marla) ... Resides in Huntsville, Alabama.

Thomas Lee McCraw

Year	Club	AVG	G	AB	R	H	2B	3B	HR	RBI	BB	SO	SB
1960	Clinton	.286	116	413	72	118	16	12	9	79	36	62	26
1961	Idaho Falls	.327	115	446	84	146	27	10	11	96	46	62	22
1962	Indianapolis	.326	140	525	93	171	29	11	7	59	67	81	19
1963	Indianapolis	.282	53	195	27	55	9	3	4	17	17	31	14
	Chicago (AL)	.254	102	280	38	71	11	3	6	33	21	46	15
1964	Chicago (AL)	.261	125	368	47	96	11	5	6	36	32	65	15
1965	Chicago (AL)	.238	133	273	38	65	12	1	5	21	25	48	12
1966	Chicago (AL)	.229	151	389	49	89	16	4	5	48	29	40	20
1967	Chicago (AL)	.236	125	453	55	107	18	3	11	45	33	55	24
1968	Chicago (AL)	.235	136	477	51	112	16	12	9	44	36	58	20
1969	Chicago (AL)	.258	93	240	21	62	12	2	2	25	21	24	1
1970	Chicago (AL)	.220	129	332	39	73	11	2	6	31	21	50	12
1971	Washington	.213	122	207	33	44	6	4	7	25	19	38	3
1972	Cleveland	.258	129	391	43	101	13	5	7	33	41	47	12
1973	California	.265	99	264	25	70	7	0	3	24	30	42	3
1974	Cal.-Clev.	.294	101	231	38	68	16	0	6	34	17	24	2
1975	Cleveland	.275	23	51	7	14	1	1	2	5	7	7	4
M.L.	Totals	.246	1468	3936	484	972	150	42	75	404	332	544	143



DANNY OZARK
Coach
Former Infielder

BIRTHDATE: November 26, 1923
BIRTHPLACE: Buffalo, New York
BATTED: Right **THREW:** Right
HEIGHT: 6-3 **WEIGHT:** 210

COACHING/MANAGERIAL CAREER Joined the Giants coaching staff last November after three years as the Los Angeles Dodgers' third base coach ... Will be Frank Robinson's third base coach, succeeding Jim Davenport ... Entering his 39th year in professional baseball ... Managed Philadelphia Phillies from 1973 through 1979, taking consecutive Eastern Division titles in 1976-77-78 ... Named Major League Manager of the Year by The Sporting News in 1976 and N.L. Manager of the Year by Associated Press and United Press International the same year ... Managerial won-lost record was 594-510 over seven seasons, third highest win total in Philadelphia history ... Served as a Dodgers coach from 1965-72 ... Was player-manager in minor leagues from 1956-63 ... Led Spokane to league crown in 1963 to earn Pacific Coast League Manager of the Year honors.

PRO CAREER Signed first contract with Dodgers organization in 1942, then spent three years in military service before returning to Abilene in 1946 ... Played first base and third base ... Batted .325 for Abilene in 1946 and a career high .350 with Wichita Falls in 1956, his first year as player-manager ... Reached double figures in home runs 11 seasons and had more than 70 RBIs seven times ... Spent 31 years with Dodgers organization.

PERSONAL/MISC. Was graduated from East High in Buffalo in 1942 ... Avid golfer ... Married (Virginia, Feb. 19, 1941) ... Two children (Dwain, Darlene) ... Resides in Vero Beach, Florida.

Daniel Leonard Ozark

Year	Club	AVG	G	AB	R	H	2B	3B	HR	RBI	BB	SO	SB
1942	Olean	.247	103	369	72	91	19	6	6	45	50	88	5
1943-44-45	(In Military Service)												
1946	Abilene	.325	133	526	133	171	34	6	31	142	72	90	19
1947	Ft. Worth	.245	131	436	58	107	18	0	14	58	37	81	7
1948	St. Paul	.226	23	62	13	14	1	0	5	12	11	11	0
	Newport News	.300	116	414	64	124	25	2	15	78	52	53	15
1949	St. Paul	.307	92	277	53	85	14	2	13	48	35	36	4
1950	St. Paul	.185	24	54	9	10	0	0	1	6	4	2	0
	Elmira	.308	94	328	67	101	19	4	6	46	63	21	11
1951	St. Paul	.261	125	376	64	98	21	1	15	74	61	56	1
1952	St. Paul	.231	112	334	58	77	18	0	17	62	40	54	2
1953	St. Paul	1.000	2	1	0	1	0	0	0	0	0	0	0
	Fort Worth	.300	134	494	90	148	25	2	23	89	64	65	11
1954	Fort Worth	.266	121	428	85	114	22	3	23	73	60	85	5
1955	Fort Worth	.271	140	447	69	121	24	2	18	79	75	78	0
1956	Wichita Falls	.350	113	386	92	135	23	3	32	101	59	50	15
1957	Cedar Rapids	.266	95	290	49	77	13	1	19	64	35	61	4
1958	Macon	.111	17	18	0	2	0	0	0	1	1	4	0
1959	Macon	.313	8	16	0	5	2	0	0	1	2	3	0
1960	St. Paul	.000	1	1	0	0	0	0	0	0	0	0	0
1961	Omaha	.000	1	0	0	0	0	0	0	0	0	0	0
1962	Omaha	(Did not play)											
1963	Spokane	.250	3	4	0	1	0	0	0	0	0	0	0

MANAGERIAL RECORD

Year	Club	W	L	Finish	Year	Club	W	L	Finish
1956	Wichita Falls	76	64	4	1964	Spokane	85	73	3
1957	Cedar Rapids	49	79	6	1973	Philadelphia	71	91	6
1958	Macon	70	70	3	1974	Philadelphia	80	82	3
1959	Macon	63	76	8	1975	Philadelphia	86	76	2
1960	St. Paul	83	71	3	1976	Philadelphia	101	61	1
1961	Omaha	62	87	6	1977	Philadelphia	101	61	1
1962	Omaha	79	68	2	1978	Philadelphia	90	72	1
1963	Spokane	98	60	1	1979	Philadelphia	65	67	4



HERM STARRETTE
Coach

Former Pitcher

BIRTHDATE: November 20, 1938

BIRTHPLACE: Statesville, N.C.

BATTED: Right **THREW:** Right

HEIGHT: 6-1 **WEIGHT:** 185

COACHING CAREER Selected by Frank Robinson in the off-season as the Giants' new pitching coach, Starrette returns to San Francisco, where he was the Giants' pitching coach in 1977-78 ... Served as Coordinator of Minor League Development for the Milwaukee Brewers in 1982 ... Was Philadelphia Phillies pitching coach 1979-81 ... Prior to first Giants stint, was pitching coach for Atlanta Braves from 1974 through 1976 ... Spent six years as Baltimore Orioles' Minor League pitching coach from 1968 to 1973 ... Coached with Rochester in the International League in 1967.

PRO CAREER Pitched for Baltimore in parts of four seasons from 1963 to 1966 ... M.L. record was 1-1, 2.54 in 27 appearances ... Played nine years professionally, beginning with Aberdeen in 1958 ... Rookie season included a 30-inning victory over a young St. Cloud hurler, Gaylord Perry ... Won a career high 17 games with Aberdeen in 1959.

PERSONAL/MISC. Graduated from Cool Spring High in Cleveland, North Carolina in 1956 ... Pitched all of Cool Springs games in his four years there ... Attended Lenoir-Rhyne College in Hickory, N.C. ... Served in National Guard ... Married (Betty Lou, April 3, 1960) ... One child (Lisa). Resides in Statesville, North Carolina.

Herman Paul Starrette

Year	Club	W-L	ERA	G	GS	CG	IP	H	R	ER	BB	SO
1958	Aberdeen	7-9	3.50	21	17	7	144	136	70	56	58	103
1959	Aberdeen	17-9	3.49	32	25	16	196	208	94	76	54	154
1960	Vancouver	0-2	6.67	11	3	0	27	35	31	20	13	10
	Stockton	9-7	3.42	24	20	9	142	159	66	54	31	91
1961	Fox Cities	11-7	3.64	35	17	7	146	153	64	59	54	128
1962	Elmira	14-10	2.65	61	7	4	163	155	61	48	29	133
1963	Rochester	6-2	1.13	24	0	0	48	40	11	6	14	28
	Baltimore	0-1	3.46	18	0	0	26	26	10	10	7	13
1964	Rochester	5-2	1.96	30	0	0	55	46	14	12	11	46
	Baltimore	1-0	1.64	5	0	0	11	9	3	2	6	5
1965	Rochester	3-3	2.88	44	0	0	78	79	29	25	14	43
	Baltimore	0-0	1.00	4	0	0	9	8	3	1	3	3
1966	Rochester	0-1	8.57	14	0	0	21	36	23	20	5	8
M.L.	Totals	1-1	2.54	27	0	0	46	43	16	13	16	21



JOHN VAN ORNUM
Coach

Former Catcher

BIRTHDATE: October 20, 1939

BIRTHPLACE: Pasadena, California

BATTED: Right **THREW:** Right

HEIGHT: 5-11 **WEIGHT:** 185

COACHING CAREER "V.O." returns for his fourth season as coach of one of the Major Leagues' most effective bullpens ... His 1982 relief corps was involved in 69 of the club's 87 wins, including 25 of the last 27 ... Relievers chalked up 36 wins, 17 losses and 45 saves to place second behind Atlanta in Roloids Team Trophy competition ... Van Ornum served as a successful manager and instructor in the Giants' farm system for seven years before joining the Major League club in April, 1979 ... Managed Decatur to second-half title in the Midwest League in 1973 ... Named 1974 California League Manager of the Year after leading Fresno to a championship ... Managed Lafayette in 1976, then returned to Fresno for 1977-78 seasons ... Appointed Giants' Minor League pitching instructor in 1979 ... Joined San Francisco coaching staff in 1980.

PRO CAREER Signed first professional contract with the Los Angeles Dodgers organization in 1959 ... Played six years in minor leagues ... Played in Canada 1969-72, serving as player-manager of the Red Deer club in the Alberta Major League.

PERSONAL/MISC. Graduated from Arcadia High in Southern California in 1957 ... Attended Orange Coast College in Costa Mesa ... Earned a teaching credential from Fresno State College in 1972 ... Teaches school during the off-season ... Married (Joyce, Oct. 24, 1964) ... Three children (Heather, John, Mark) ... Lives in Fresno, California.

John Clayton Van Ornum

Year	Club	AVG	G	AB	R	H	2B	3B	HR	RBI	BB	SO	SB
1959	Odessa	.264	119	419	83	110	22	8	11	73	73	117	7
1960	Reno	.285	116	362	62	103	16	5	7	62	71	86	6
1961	Great Falls	.300	95	320	48	96	20	6	10	51	35	87	2
1962	Greenville	.174	34	92	7	16	0	1	0	8	7	30	0
1963	Reynosa	.255	95	271	33	69	13	2	5	33	27	80	0
1964	San Jose	.247	115	369	58	91	16	5	8	43	49	99	3

MANAGERIAL RECORD

Year	Club	W	L	Finish	Year	Club	W	L	Finish
1973	Decatur	28	32	3	1976	Lafayette	58	76	4
	(2nd half)	35	30	1	1977	Fresno	41	29	2
1974	Fresno	48	22	1		(2nd half)	42	28	2
	(2nd half)	37	33	4	1978	Fresno	32	37	3
1975	Fresno	37	33	2		(2nd half)	27	43	3
	(2nd half)	37	33	3					

Giants first base coach Don Buford and Chili Davis.



THE PLAYERS



JIM BARR (RHP)

BIRTHDATE: February 10, 1948

BIRTHPLACE: Lynwood, California

BATS: Right **THROWS:** Right

HEIGHT: 6-3 **WEIGHT:** 215

M.L. SERVICE: 10 years, 63 days

HOW OBTAINED: Signed as a free agent,
April 4, 1982

1982 SEASON Just when his career appeared over, the veteran right-hander turned in a strong season ... Spent the entire 1981 season in the minor leagues ... Invited to the Giants 1982 Spring Training camp and made squad when unscored upon in five outings ... Of first 42 appearances, 41 were in relief ... Moved into starting rotation in August ... Tossed three-hit shutout past Atlanta August 9 — his first win as a starter since Sept. 21, 1980, and his first shutout since May 3, 1978 ... Finished 4-3, 3.29 overall ... 3-1, 4.50 as a starter, 1-1, 2.51 in relief ... Ranks 10th on the Giants all-time top 10 in innings pitched (1707) ... Among San Francisco's career top five he ranks third in shutouts (20), fourth in innings (1707) and complete games (59), and fifth in victories (85).

PRO CAREER San Francisco's second selection in the June, 1970, free agent draft, secondary phase ... Previously drafted by the Angels, Phillies, Yankees, Pirates, and Twins ... **1971** — Made M.L. debut (July 31) after less than one and half seasons in the Giants farm system ... Tallied first career win against Houston (Sept. 3) ... Made 17 relief appearance in all during Giants N.L. West Division title run ... **1972** — Set M.L. record by retiring 41 consecutive batters over a two-game stretch (21 Pirates and 20 Cardinals) on August 23 and 29, 1972 ... **1974** — Had best control of any N.L. pitcher, walking only 1.76 men per game (47, including 10 intentionally, in 240 innings) ... **1975** — Ninth in the N.L. in ERA (3.06) ... **1976** — Ninth in the N.L. in ERA (2.89) ... **1977** — Career high 11 strikeouts vs. San Diego (April 14) ... **1978** — Became free agent at end of season and signed with California (Dec. 3) ... **1979** — Posted 10 wins for Angels during their A.L. Western Division title season ... **1980** — Developed tendinitis in right shoulder, limiting duty to only 24 appearances ... **1981** — Spent season with Edmonton of the Pacific Coast League, a Chicago White Sox affiliate.

PERSONAL/MISC. Graduated by Lynwood High in Southern California in 1966 ... Graduated by USC with B.A. Degree in Business Administration (1970) ... Helped pitch Trojans to College World Series Championships in 1968 and 1970 ... Married (Susie, Oct. 3, 1969) ... One child (Emmy) ... Lives in San Mateo, California ... Brother, Mark, pitched in Boston Red Sox organization.

James Leland Barr

Year	Club	W-L	ERA	G	GS	CG	IP	H	R	ER	BB	SO
1970	Amarillo	6-5	3.31	14	14	6	98	107	51	36	23	48
1971	Phoenix	6-3	3.76	47	0	0	79	72	36	33	26	71
	San Francisco	1-1	3.60	17	0	0	35	33	15	14	5	16
1972	San Francisco	8-10	2.87	44	18	8	179	166	66	57	41	86
1973	San Francisco	11-17	3.82	41	33	8	231	240	105	98	49	88
1974	San Francisco	13-9	2.74	44	27	11	240	223	81	73	47	84
1975	San Francisco	13-14	3.06	35	33	12	244	244	94	83	58	77
1976	San Francisco	15-12	2.89	37	37	8	252	260	104	81	60	75
1977	San Francisco	12-16	4.77	38	38	6	234	286	130	124	56	97
1978	San Francisco	8-11	3.53	32	25	5	163	180	69	64	35	44
1979	California	10-12	4.20	36	25	5	197	217	100	92	55	69
1980	California	1-4	5.56	24	7	0	68	90	43	42	23	22
1981	Edmonton	4-5	4.87	10	10	2	61	74	41	33	21	18
1982	San Francisco	4-3	3.29	53	9	1	129	125	54	47	20	36
N.L. Totals		85-93	3.38	341	220	59	1707	1757	718	641	371	603
A.L. Totals		11-16	4.55	60	32	5	265	307	143	134	78	91
M.L. Totals		96-109	3.54	401	252	64	1972	2064	861	775	449	694

SAVES: Career Total (10); 1982 (2); 1980 (1); 1978 (1); 1974 (2); 1973 (2); 1972 (2).

SHUTOUTS: Career Total (20)

		AVG	AB	H	2B	3B	HR	RBI
M.L. Batting	— 1982	.250	32	8	1	0	0	3
	— Lifetime	.165	493	81	13	2	1	31

CHAMPIONSHIP SERIES RECORD

Year	Club	W-L	ERA	G	GS	CG	IP	H	R	ER	BB	SO
1971	San Francisco	0-0	9.00	1	0	0	1	3	1	1	0	2

CAREER vs. THE NATIONAL LEAGUE

	W-L	ERA	G	IP	H	ER		W-L	ERA	G	IP	H	ER
Atlanta	12-10	2.83	45	232	206	73	Chicago	6-6	3.57	28	126	134	50
Cincinnati	9-10	4.20	35	167	187	78	Montreal	9-7	2.81	29	144	141	45
Houston	11-7	2.97	34	185	185	61	New York	4-8	2.81	23	125	116	39
Los Angeles	6-13	4.27	36	194	234	92	Philadelphia	5-8	4.50	25	108	135	54
San Diego	6-10	2.87	34	166	174	53	Pittsburgh	7-10	3.75	25	132	129	55
S.F.	—	—	—	—	—	—	St. Louis	10-4	2.75	27	131	116	40
N.L. WEST	44-50	3.41	184	944	986	358	N.L. EAST	41-43	3.33	157	766	771	283



**DAVE BERGMAN
(INF)**

BIRTHDATE: June 6, 1953

BIRTHPLACE: Evanston, Illinois

BATS: Left **THROWS:** Left

HEIGHT: 6-2 **WEIGHT:** 180

M.L. SERVICE: 4 years, 89 days

HOW OBTAINED: Acquired from the Houston Astros organization with Jeff Leonard in exchange for Mike Ivie, April 20, 1981

1982 SEASON Dave filled various roles for the Giants ... Saw action at first base, left field, and right field, and as both a pinch-hitter and spot starter ... Batted a career high .274, hitting .320 (15-for-50) after the All-Star break ... Had a .413 slugging percentage ... Hit .284 vs. right-handers, .211 vs. southpaws ... More successful vs. N.L. West clubs (.323, 4 homers, 10 RBIs) ... Had a career high four hits, including a homer and three runs scored, at Houston August 9.

PRO CAREER The New York Yankees' second round selection in the June, 1974, free agent draft ... **1974** — Player of the Year in New York-Pennsylvania League in first pro season ... **1975** — Eastern

League Player of the Year with West Haven ... Made M.L. debut with Yankees ... **1977** — Traded to Houston (Nov. 23) as the player to be named later in an earlier deal that sent Cliff Johnson to New York in exchange for Mike Fischlin and Randy Niemann ... **1980** — In Game Two of the League Championship Series against Philadelphia (Oct. 8) drove in two runs with ninth-inning triple ... **1981** — Career high five-game hitting streak (May 20-27) ... 13 of 38 hits went for extra bases, including two-day stretch when he hit four consecutive doubles (May 24-25).

PERSONAL/MISC. Excelled in four sports at Maine High School in Parkridge, Illinois ... Drafted by Cubs upon graduation but chose to enroll at Illinois State University ... Graduated in 1974 with B.A. Degree in Business Administration and drafted by Yankees ... Married (Cathryn, May 22, 1976) ... Two children (Troy, Bria) ... Lives in Arlington Heights, Illinois.

David Bruce Bergman

Year	Club	AVG	G	AB	R	H	2B	3B	HR	RBI	BB	SO	SB
1974	Oneonta	.348	56	201	60	70	6	7	10	48	62	29	20
1975	West Haven	.311	124	399	76	124	15	6	11	60	83	60	15
	New York (AL)	.000	7	17	0	0	0	0	0	0	2	4	0
1976	Syracuse	.295	134	455	68	134	23	2	7	65	77	73	17
1977	Syracuse	.312	132	468	88	146	29	4	16	59	90	59	29
	New York (AL)	.250	5	4	1	1	0	0	0	1	0	0	0
1978	Houston	.231	104	186	15	43	5	1	0	12	39	32	2
1979	Charleston	.280	138	461	78	129	23	3	6	58	95	43	9
	Houston	.400	13	15	4	6	0	0	1	2	0	3	0
1980	Houston	.256	90	78	12	20	6	1	0	3	10	10	1
1981	Houston	.167	6	6	1	1	0	0	1	1	0	0	0
	San Francisco	.255	63	145	16	37	9	0	3	13	19	18	2
1982	San Francisco	.273	100	121	22	33	3	1	4	14	18	11	3
	N.L. Totals	.254	376	551	70	140	23	3	9	45	86	74	8
	A.L. Totals	.048	12	21	1	1	0	0	0	1	2	4	0
	M.L. Totals	.247	388	572	71	141	23	3	9	46	88	78	8

GW-RBIs: Career Total (3); 1982 (2); 1981 (1)

CHAMPIONSHIP SERIES RECORD

Year	Club	AVG	G	AB	R	H	2B	3B	HR	RBI	BB	SO	SB
1980	Houston	.333	4	3	0	1	0	1	0	2	0	0	0

CAREER vs. THE NATIONAL LEAGUE

	AVG	AB	H	HR	RBI		AVG	AB	H	HR	RBI
Atlanta	.290	62	18	1	7	Chicago	.225	40	9	0	3
Cincinnati	.264	91	24	2	11	Montreal	.152	33	5	0	2
Houston	.313	32	10	1	2	New York	.370	54	20	0	2
Los Angeles	.200	40	8	2	6	Philadelphia	.212	33	7	0	1
San Diego	.234	47	11	3	4	Pittsburgh	.306	49	15	0	5
S.F.	.233	30	7	0	3	St. Louis	.150	40	6	0	1
N.L. WEST	.258	302	78	9	33	N.L. EAST	.249	249	62	0	12

GIANTS TRIPLE PLAYS

There have been four triple plays in the history of the S.F. Giants franchise. The latest occurred on October 3, 1980, at Candlestick Park. Here are the Giant defensive rarities:

- 1. May 3, 1965**, Busch Stadium (Pagan to McCovey to Haller) — Batter: Tim McCarver (Cards).
- 2. May 2, 1967**, Shea Stadium (Perry to Fuentes to McCovey) — Batter: Ken Boyer (Mets).
- 3. June 21, 1976**, San Diego Stadium (Evans to Speier to Evans) — Batter: Willie McCovey (Padres).
- 4. October 3, 1980**, Candlestick Park (Sularz to Pettini to Murray) — Batter: Dave Cash (Padres).



FRED BREINING (RHP)

BIRTHDATE: November 15, 1955

BIRTHPLACE: San Francisco, California

BATS: Right **THROWS:** Right

HEIGHT: 6-4 **WEIGHT:** 185

M.L. SERVICE: 2 years, 35 days

HOW OBTAINED: Acquired from the Pittsburgh Pirates organization with Al Holland and Ed Whitson in exchange for Bill Madlock and Dave Roberts, June 28, 1979

1982 SEASON Emerged from the bullpen to become one of the Giants top starters down the stretch ... Made 35 relief appearances before getting second career start July 28 vs. Los Angeles (winning 6-2) ... Lost next start to Atlanta ... Returned to the bullpen and allowed only one earned run in 21.2 innings (10 appearances) — earning a permanent promotion to the starting staff ... Struck out 11 Cub batters in six innings August 31 — the first Giants hurler since John Montefusco (1978) to reach double figures for K's in a game ... Hurlled back-to-back 5-1 victories vs. St. Louis (Sept. 5) and at San Diego (Sept. 10) ... Named Giants Co-Player of the Month after a 4-2, 2.53 September ... Was 7-4 with a 2.85 ERA after the All-Star break ... Finished 11-6, 3.08 overall; 5-3, 3.54 as a starter, 6-3, 2.79 in relief ... Was particularly tough at Candlestick where he finished 7-2, 2.82.

PRO CAREER Pittsburgh's third round selection in January, 1974, free agent draft ... Fred is only the fourth native San Franciscan ever to play for the Giants ... **1979** — Following trade to Giants, reported to Shreveport where he was 4-2, 1.20 in 10 games ... **1980** — First full season in Giants system ... Most prolific hurler on Phoenix staff, appearing in 54 games ... Made M.L. debut September 4 ... **1981** — Was 5-2, 2.54 in rookie season ... Chalked up first career victory in second outing of season vs. San Diego (April 12) ... Made first career big league start vs. New York (May 19) lasting 4.1 innings ... Has developed forkball which contributes to his effectiveness.

PERSONAL/MISC. Fred was a baseball standout at San Francisco's Lincoln High ... Was squad's MVP on their City Championship teams of 1972 and 1973 ... Was San Francisco's High School Pitcher of the Year in 1973 ... Graduated in 1973 ... Attended College of San Mateo for one semester before signing with Pittsburgh ... Comes from a family of 12 children ... Married (Mary, Sept. 3, 1976) ... Two children (Brian and Danielle) ... Lives in Redwood City, California.

PHONETIC PRONUNCIATIONS OF GIANTS NAMES

Breining — BRYN-ing
Buford — BEW-ford
Fowlkes — folks
Garrelts — guh-RELTZ
Hammaker — HAM-uh-ker
Krukow — KROO-koh
Kuiper — KIPE-er

Lavelle — luh-VELL
Ozark — OH-zark
Pettini — puh-TEEN-ee
Segelke — suh-GELL-kee
Starrette — stah-RET
Sularz — SOO-lars
Venable — VEN-ah-bul

Fred Lawrence Breining

Year	Club	W-L	ERA	G	GS	CG	IP	H	R	ER	BB	SO
1974	Niagara Falls/ Auburn	3-2	4.97	11	6	3	38	47	33	21	35	16
1975	Charleston	3-8	4.50	35	4	0	92	75	57	46	60	82
1976	Salem	9-4	3.47	31	13	5	127	127	70	49	58	106
1977	Shreveport	3-4	2.54	36	4	0	92	77	37	26	41	79
1978	Columbus	2-2	6.38	21	6	1	55	54	45	39	33	34
	Shreveport:	3-6	3.70	16	6	3	56	53	35	23	21	50
1979	Buffalo	5-4	2.63	12	12	3	82	77	39	24	41	73
	Shreveport	4-2	1.20	10	8	5	60	50	12	8	17	50
1980	Phoenix	6-13	4.14	54	0	0	100	106	57	46	56	84
	San Francisco	0-0	5.14	5	0	0	7	8	4	4	4	3
1981	San Francisco	5-2	2.54	45	1	0	78	66	28	22	38	37
1982	San Francisco	11-6	3.08	54	9	2	143	146	61	49	52	98
M.L.	Totals	16-8	2.96	104	10	2	228	220	93	75	94	138

SAVES: Career Total (1); 1981 (1)

SHUTOUTS: Career Total (0)

M.L. Batting	— 1982	AVG	AB	H	2B	3B	HR	RBI
	— Lifetime	.207	29	6	0	0	0	0
		.150	40	6	0	0	0	0

CAREER vs. THE NATIONAL LEAGUE

	W-L	ERA	G	IP	H	ER		W-L	ERA	G	IP	H	ER
Atlanta	1-1	5.09	10	23	23	13	Chicago	2-0	2.16	10	25	24	6
Cincinnati	1-1	4.50	8	18	19	9	Montreal	0-0	3.86	5	7	8	3
Houston	2-2	2.64	10	17	12	5	New York	1-0	2.25	9	16	16	4
Los Angeles	3-2	2.31	16	39	37	10	Philadelphia	0-2	8.00	7	9	12	8
San Diego	4-0	2.31	15	35	37	9	Pittsburgh	1-0	1.00	7	9	6	1
S.F.	—	—	—	—	—	—	St. Louis	1-0	2.63	7	24	26	7
N.L. WEST	11-6	3.14	59	132	128	46	N.L. EAST	5-2	2.90	45	90	92	29



BOB BRENL Y (C)

BIRTHDATE: February 25, 1954

BIRTHPLACE: Coshocton, Ohio

BATS: Right **THROWS:** Right

HEIGHT: 6-2 **WEIGHT:** 210

M.L. SERVICE: 1 year, 61 days

HOW OBTAINED: Signed by Giants scout Herman Hannah

1982 SEASON Batted .283 in first full Major League campaign ... Broken left collar bone suffered in Spring Training (while sliding into second base) delayed '82 debut until May 14 at Philadelphia ... First hit of season broke up Steve Carlton's no-hit bid with two out in the eighth inning ... Platooned at catcher with Milt May, starting against lefties — hit .321 vs. southpaws ... Hit .302 after the All-Star break ... "Owned" Pittsburgh's John Candelaria, going 9-for-10 vs. him ... Had six-game hitting streak (June 12-21) ... Had three hits in a game on four occasions, including two home runs and a double at St. Louis August 21.

PRO CAREER A member of the Giants organization since 1976 when signed as a free agent, was not drafted ... **1976** — Batted .314 at Great Falls and .367 at Fresno in first pro season ... **1977** — Playing for Cedar Rapids in the Midwest League, he placed third in the circuit in walks (90), and fourth in homers (a career high 22) ... **1978** — Third in California League in doubles (34) while with Fresno ... Played third base and topped league third sackers in putouts (118) and double plays (90) ... **1981** — Opened season at Phoenix, played infield, out-

BRENLY *continued*

field and caught ... Made M.L. debut at Cincinnati August 14, going 1-for-5 at the plate ... In first Candlestick Park at-bat (Aug. 28) he hit his first big league homer off Pittsburgh's Rod Scurry.

PERSONAL/MISC. Graduated from Coshocton High in Ohio in 1972 ... Earned B.S. Degree in Health Education from Ohio University in 1976 ... Played baseball at OU, and was conference MVP and NCAA All-American choice in senior year ... Married (Joan, Aug. 10, 1974) ... One child (Lacey) ... Lives in Coshocton, Ohio.

Robert Earl Brenly

Year	Club	AVG	G	AB	R	H	2B	3B	HR	RBI	BB	SO	SB
1976	Great Falls	.314	25	85	16	27	5	1	1	17	12	9	1
	Fresno	.367	17	60	16	22	3	1	1	9	12	17	1
1977	Cedar Rapids	.271	136	499	85	135	16	1	22	73	90	108	6
1978	Fresno	.284	135	489	102	139	34	5	17	89	81	90	12
	Fresno	.307	56	212	49	65	11	2	9	37	28	31	6
1979	Shreveport	.295	64	193	33	57	8	1	9	30	38	19	0
	Shreveport	.300	2	10	2	3	0	0	1	3	0	3	1
1980	Phoenix	.258	84	287	34	74	9	6	7	45	24	51	2
	Phoenix	.292	76	257	42	75	11	3	7	41	29	37	2
1981	San Francisco	.333	19	45	5	15	2	1	1	4	6	4	0
	San Francisco	.283	65	180	26	51	4	1	4	15	18	26	6
M.L.	Totals	.293	84	225	31	66	6	2	5	19	24	30	6

GW-RBIs: Career Total (1): 1982 (1)

CAREER vs. THE NATIONAL LEAGUE

	AVG	AB	H	HR	RBI		AVG	AB	H	HR	RBI
Atlanta	.346	26	9	0	3	Chicago	.208	24	5	1	2
Cincinnati	.259	27	7	0	2	Montreal	.000	4	0	0	0
Houston	.200	20	4	0	1	New York	.222	9	2	0	0
Los Angeles	.286	21	6	0	0	Philadelphia	.167	6	1	0	0
San Diego	.265	49	13	1	5	Pittsburgh	.476	21	10	1	3
S.F.	—	—	—	—	—	St. Louis	.500	18	9	2	3
N.L. WEST	.273	143	39	1	11	N.L. EAST	.329	82	27	4	8



CHRIS BROWN (INF)

BIRTHDATE: August 15, 1961

BIRTHPLACE: Jackson, Mississippi

BATS: Right **THROWS:** Right

HEIGHT: 6-0 **WEIGHT:** 185

M.L. SERVICE: None

HOW OBTAINED: Signed by Giants scout George Genovese

1982 SEASON This talented infielder continued his steady development ... Posted single-season highs in hits (88), runs (48), doubles (23), RBIs (52), walks (55), and stolen bases (13) ... Split the season between Shreveport (AA) and Fresno (A) ... Saw action at both third and second base.

PRO CAREER San Francisco's second round selection in the June, 1979, free agent draft ... **1979** — Batted .269 for Great Falls (Rookie) in first pro season ... **1980** — Moved to Clinton (A) and batted .237 with seven homers and 35 RBIs ... Played for the San Francisco entry in the Arizona Instructional League in the Fall, batting .246 in 18 games ... **1981** — For Fresno, had a .904 fielding percentage in 65 games at third base ... Also saw duty at first base and the outfield.

PERSONAL/MISC. Played baseball and basketball at Crenshaw High in Los Angeles, graduating in 1979 ... Batted .454 in senior year, leading his squad to a Western League Championship and a second place finish in the Los Angeles City Playoffs ... Single ... Resides in Los Angeles.

John Christopher Brown

Year	Club	AVG	G	AB	R	H	2B	3B	HR	RBI	BB	SO	SB
1979	Great Falls	.269	47	171	24	46	5	3	5	30	10	47	3
1980	Clinton	.237	103	337	38	80	5	3	7	35	35	67	12
1981	Fresno	.289	85	291	37	84	11	2	8	44	20	44	9
1982	Shreveport	.265	58	185	26	49	14	0	1	21	30	39	9
	Fresno	.293	41	133	22	39	9	1	4	31	25	15	4



**MIKE CHRIS
(LHP)**

BIRTHDATE: October 8, 1957
BIRTHPLACE: Santa Monica, California
BATS: Left **THROWS:** Left
HEIGHT: 6-2 **WEIGHT:** 175
M.L. SERVICE: 128 days
HOW OBTAINED: Acquired from the Detroit Tigers organization with pitcher Dan Schatzeder in exchange for outfielder Larry Herndon, December 9, 1981

1982 SEASON This hard-throwing southpaw returned to the big league ranks for the first time since 1979 ... Opened the season at Phoenix ... Got off to a 5-1 start to earn a summons to the Giants May 18 ... Made National League debut in a starting assignment vs. Pittsburgh May 19 ... Allowed two unearned runs on just three hits in seven innings, but took a 2-1 loss ... Struggled with control, walking 22 in 17 innings, and returned to Phoenix June 17 ... Finished with an overall 11-4 slate with the Giants' triple-A affiliate ... Rejoined parent club when rosters expanded in September ... May have found niche as a reliever in September, allowing only five hits and one earned run in nine innings of work ... Was 0-2, 6.88 as a starter, 0-0, 1.00 in relief.

PRO CAREER Detroit's first selection in the January, 1977, free agent draft, secondary phase ... Was previously drafted by the A's (twice) and Angels ... **1977** — Led Florida State League in both wins (18) and ERA (2.01) as well as fielding percentage (1.000 — 56 chances) ... Named to league All-Star team ... Tossed no-hitter vs. St. Petersburg (May 6) ... **1978** — Was 9-6 with seven shutouts for Montgomery before being promoted to Evansville ... **1979** — Made M.L. debut at Texas July 31 in relief ... Given first starting call against Kansas City (Aug. 4) before 39,402 fans at Tiger Stadium ... Carried no-hitter into seventh inning before yielding bloop double to Hal McRae ... Gained first M.L. win with 5-2 decision ... Struck out career high seven batters vs. Yankees (Sept. 9) ... **1981** — Split the campaign with Birmingham (AA) and Evansville (AAA) in the Tigers system ... Was a combined 7-7, striking out 98 in 128 innings of work.

PERSONAL/MISC. A Southern California native ... Graduated by Venice High in 1975 ... Played one year of baseball at both Pierce Junior College (Woodland Hills) and West Los Angeles College (Culver City) ... Married (Ellen, Nov. 29, 1981) ... Lives in Los Angeles, California.

Michael Chris

Year	Club	W-L	ERA	G	GS	CG	IP	H	R	ER	BB	SO
1977	Lakeland	18-5	2.01	26	26	11	188	150	53	42	67	99
1978	Montgomery	9-6	2.91	16	16	7	105	80	44	34	48	85
	Evansville	3-3	3.05	8	7	2	41	28	33	14	23	21
1979	Evansville	7-8	5.57	19	19	3	105	113	78	65	67	71
	Detroit	3-3	6.92	13	8	0	39	46	30	30	21	31
1980	Evansville	7-14	4.55	28	24	3	140	148	82	71	90	85
1981	Birmingham	5-5	4.15	14	14	3	89	82	46	41	69	77
	Evansville	2-2	6.46	16	4	0	39	52	34	28	38	21
1982	Phoenix	11-4	3.94	17	17	4	110	107	54	48	71	62
	San Francisco	0-2	4.85	9	6	0	26	23	16	14	26	10
N.L.	Totals	0-2	4.85	9	6	0	26	23	16	14	26	10
A.L.	Totals	3-3	6.92	13	8	0	39	46	30	30	21	31
M.L.	Totals	3-5	6.09	22	14	0	65	69	46	44	47	41

SAVES: Career Total (0)

SHUTOUTS: Career Total (0)

M.L. Batting	— 1982	AVG	AB	H	2B	3B	HR	RBI
	— Lifetime	.143	7	1	0	0	0	1
		.143	7	1	0	0	0	1

CAREER vs. THE NATIONAL LEAGUE

	W-L	ERA	G	IP	H	ER		W-L	ERA	G	IP	H	ER
Atlanta	0-1	36.00	1	1	3	4	Chicago	0-0	7.20	2	5	6	4
Cincinnati	0-0	9.00	1	1	0	1	Montreal	—	—	—	—	—	—
Houston	0-0	0.00	1	2	1	0	New York	—	—	—	—	—	—
Los Angeles	—	—	—	—	—	—	Philadelphia	—	—	—	—	—	—
San Diego	0-0	0.00	1	5	3	0	Pittsburgh	0-1	3.27	2	11	9	4
S.F.	—	—	—	—	—	—	St. Louis	0-0	4.50	1	2	1	1
N.L. WEST	0-1	5.00	4	9	7	5	N.L. EAST	0-1	4.50	5	18	16	9

A SAN FRANCISCO GIANT LAST ACHIEVED

A NO-HITTER: On September 29, 1976; by John Montefusco at Atlanta; winning 9-0.

A NO-HITTER AT CANDLESTICK: On September 24, 1975; by Ed Halicki against New York; winning 6-0.

A ONE-HITTER: On June 12, 1978; by Ed Halicki against Montreal; winning 1-0.

A TWO-HITTER: On September 3, 1981; by Doyle Alexander against Chicago; winning 12-0.

10 OR MORE STRIKEOUTS IN A SINGLE GAME: On August 11, 1982; Fred Breining (11) against Chicago.

AN INSIDE-THE-PARK HOME RUN: On September 22, 1981; by Larry Herndon against Los Angeles.

TWO HOME RUNS IN A GAME: On August 21, 1982; Bob Brenly at Pittsburgh.

THREE HOME RUNS IN A GAME: On September 25, 1976; by Gary Matthews against Houston.

A GRAND SLAM: On June 19, 1982; Chili Davis at Atlanta.

A HOME RUN BY A PITCHER: On June 5, 1982; Rich Gale at Chicago.

BACK-TO-BACK HOME RUNS: On August 6, 1982; Jack Clark and Reggie Smith at Houston.

FOUR HITS IN A GAME: On September 9, 1982; Dave Bergman at Houston.

FIVE HITS IN A GAME: On July 17, 1982; Joe Morgan vs. Philadelphia.

A STEAL OF HOME: On July 11, 1982; Johnnie LeMaster at Montreal.

THREE OR MORE STEALS IN A GAME: May 28, 1981; by Bill North (3 steals) at Cincinnati.

BATTING FOR THE CYCLE: April 16, 1972; by Dave Kingman at Houston.



JACK CLARK (OF)

BIRTHDATE: November 10, 1955

BIRTHPLACE: New Brighton, Pa.

BATS: Right **THROWS:** Right

HEIGHT: 6-3 **WEIGHT:** 205

M.L. SERVICE: 6 years, 52 days

HOW OBTAINED: Signed by Giants scout George Genovese

1982 SEASON A six-year veteran at age 27, Clark posted the best power totals of his career ... Led club in home runs (27), RBIs (103), and runs scored (90) for the third straight season (and fourth of the last five) ... First Giant since 1971 (Bobby Bonds) to drive in 100 runs in a season ... Shared league lead in GW-RBIs (21) with Keith Hernandez, ranked fifth in walks and RBIs, and ninth in home runs ... 19 of his homers came in the second half of the season ... National League Player of the Week (May 24-30) with a .429 average (9-for-21), five home runs and 12 RBIs in six games ... Giants Co-Player of the Month in June with a .272 average, four homers, 16 RBIs, and four GW-RBIs ... Had four hits in a game for the seventh time in his career (Aug. 18 at Pittsburgh), collecting six RBIs in that contest ... Had 15-game hitting streak (Sept. 15-30) ... Hit .306 with runners in scoring position ... Errorless in last 46 games in right field ... Among 10 assists, nailed six runners at the plate.

PRO CAREER Originally a pitcher when discovered by Giants scouts, and taken in the 13th round of the June, 1973, free agent draft ... **1973** — Converted to an outfielder and batted .321 in first season ... **1975** — Made Major League debut at age 19, appearing in eight ball games ... **1976** — Voted Topps Pacific Coast League Player of the Year ... Hit .315 with a .529 slugging percentage in four-year stay in the minors ... Returned to parent club in September and hit first big league home run off Cincinnati's Jack Billingham (Sept. 11) ... **1978** — Had 26-game hitting streak (June 30-July 25) setting a San Francisco record, and posting the third best streak in Giants history ... Set a club record with 46 doubles ... **1979** — Drove in 25 runs in June, earning second consecutive spot on the N.L. All-Star team ... **1980** — Led N.L. in GW-RBIs (18) despite missing more than a month of the season after his hand was broken by a Mark Bombach pitch (Aug. 20) in New York ... First recipient of "Willie Mac" award for inspirational play, as voted by his teammates ... **1981** — Hit 100th career home run off Chicago's Bill Caudill (Sept. 3) ... His 132 career home runs ranks 11th on the Giants all-time list.

CLARK N.L. LEADER IN CAREER "GAMERS"

Since the inception of the Game-Winning RBI as an official statistic in 1979, Jack Clark has finished first in the league in '80 (18), tied for fourth in '81 (11), and tied for first in '82 (21).

His 50 career "gamers" is tops in the league, ahead of St. Louis' Keith Hernandez (44) and Los Angeles' Dusty Baker (41).

CLARK *continued*

PERSONAL/MISC. Jack was a hitting and pitching star for Gladstone High in Azusa, California ... In senior season, 1973, Clark was 11-3 with a 1.25 ERA and batted .517 to lead his squad to the league championship ... Married (Tamara, Nov. 3, 1979) ... Two children (Danika, Rebekah) ... Lives in Hillsborough, California.

Jack Anthony Clark

Year	Club	AVG	G	AB	R	H	2B	3B	HR	RBI	BB	SO	SB
1973	Great Falls	.321	65	234	46	75	20	1	9	54	26	49	5
1974	Fresno	.315	131	495	88	156	23	9	19	117	60	89	3
1975	Lafayette	.303	126	466	94	141	25	2	23	77	65	59	9
	San Francisco	.235	8	17	3	4	0	0	0	2	1	2	1
1976	Phoenix	.323	131	470	111	152	29	16	17	86	72	73	16
	San Francisco	.225	26	102	14	23	6	2	2	10	8	18	6
1977	San Francisco	.252	136	413	64	104	17	4	13	51	49	73	12
1978	San Francisco	.306	156	592	90	181	46	8	25	98	50	72	15
1979	San Francisco	.273	143	527	84	144	25	2	26	86	63	95	11
1980	San Francisco	.284	127	437	77	124	20	8	22	82	74	52	2
1981	San Francisco	.268	99	385	60	103	19	2	17	53	45	45	1
1982	San Francisco	.274	157	563	90	154	30	3	27	103	90	91	6
M.L.	Totals	.276	852	3036	482	837	163	29	132	485	380	458	54

GW-RBIs: Career Total (50); 1982 (21); 1981 (11); 1980 (18)

ALL-STAR GAME RECORD

Year	Club	AVG	G	AB	R	H	2B	3B	HR	RBI	BB	SO	SB
1978	National	.000	1	1	0	0	0	0	0	0	0	1	0
1979	National	.000	1	1	0	0	0	0	0	0	0	0	0
All-Star Totals		.000	2	2	0	0	0	0	0	0	0	1	0

CAREER vs. THE NATIONAL LEAGUE

	AVG	AB	H	HR	RBI		AVG	AB	H	HR	RBI
Atlanta	.242	314	76	16	51	Chicago	.240	225	54	12	49
Cincinnati	.272	379	103	17	56	Montreal	.269	223	60	10	40
Houston	.298	356	106	11	54	New York	.274	197	54	7	27
Los Angeles	.245	331	81	10	29	Philadelphia	.273	205	56	8	27
San Diego	.282	344	97	12	55	Pittsburgh	.335	254	85	20	54
S.F.	—	—	—	—	—	St. Louis	.317	205	65	9	43
N.L. WEST	.268	1727	463	66	245	N.L. EAST	.286	1309	374	66	240

BACKSTAGE

No Major League team can function smoothly without the talents and efforts of the men behind the scenes who monitor the players' physical condition, tend to their injuries, arrange for their transportation and lodging and provide the vast array of supplies and services required to keep a team healthy, well-equipped and on the move all season long. Here's a brief look at the Giants' backstage team:

**Dr. Gordon Campbell and Dr. Chris Myers
Team Physicians**

Dr. Gordon Campbell, 52, is a respected orthopedic surgeon whose association with the Giants dates back to 1977, when the Giants first contracted with the Palo Alto Medical Foundation for the club's medical services. He obtained his medical degree from Stanford University in 1955, and his practice has also included treatment of Stanford athletes and members of the San Francisco Forty-Niners football team. Dr. Campbell and his wife reside in Palo Alto. They have six children.

Dr. Chris Myers, a 41-year-old internist who specializes in pulmonary diseases, is also in his seventh season with the Giants through his association with the Palo Alto clinic. He earned his medical degree from Ohio State University in 1969 and served as the OSU athletic trainer and assistant team

continued next page

BACKSTAGE *continued*

doctor. His experience also includes stints as the team physician at Texas Christian University, the University of Washington at Seattle and Stanford. Dr. Myers resides in Menlo Park with his wife and three children.

Perry Archibald and Gary Iacini Trainers

Perry Archibald assumed the position of head trainer last season in his third year with the Giants, preceded by seven seasons as a trainer with minor league teams. Certified by the National Athletic Trainers Association in 1975, Perry's first training post was with Great Falls in the Pioneer League in 1972. He later worked for the Pompano Beach Cubs in the Florida State League, the Waterbury Giants of the Eastern League and the Shreveport Captains of the Texas League. The 30-year-old native of Medford, Oregon, earned his undergraduate degree at the University of Idaho in 1975 and his master's degree in 1978. He belongs to the American College of Health Sciences, the College of Sports Medicine and the Association of Professional Ballplayers of America. Perry and his wife, Cory, reside in San Mateo.

Gary Iacini came to the Giants last year with a long and varied career in the training and conditioning of amateur athletes. He was the manager and conditioning expert at the What-A-Racquet health club in Daly City for two years prior to joining the Giants and had been the athletic trainer, soccer coach and a physical education instructor for the handicapped at Skyline College on the San Francisco peninsula from 1970 to 1980.

Iacini, 37, was graduated from San Jose State University in 1969 with a degree in kinesiology. He also holds a corrective therapy certificate from the Palo Alto Veterans Administration Hospital and is qualified/certified by the American Athletic Trainers Association. He was a trainer for the 1974 United States team in the Pan American games and was an All American soccer player in college who played for the U.S. soccer team in the 1967 Pan-Am Games. Gary also played for the Oakland Clippers professional soccer team in 1970 and 1971.

He and his wife, Nanette, are residents of Daly City, California.

Miguel Murphy Equipment Manager

Miguel "Murph" Murphy is entering his fourth season as the Giants' equipment manager, but he's been a clubhouse figure in professional baseball circles in San Francisco for nearly 30 years. He began as a bat boy for the San Francisco Seals in 1954, became the Giants' bat boy when the club moved to the West Coast four years later and took over as the visiting clubhouse attendant in 1960. He assumed his present position after Eddie Logan retired following the 1979 season. Murph is responsible for ordering and caring for all of the club's equipment and uniforms ranging from bats and balls to bubble gum. He also is responsible for all equipment, uniforms and luggage when the team is in transit. Murph is a native San Franciscan who attended Balboa High School and the University of San Francisco, and he has managed a number of amateur baseball teams in the Bay Area. He and his wife, Carol, and their two children live in South San Francisco.

Dirk Smith Traveling Secretary/Statistician

Dirk Smith, 25, assumed the Traveling Secretary's duties during the off-season after joining the Giants full-time in 1981 as the club statistician and publicity assistant. He is responsible for handling air and ground transportation for the players, staff, news media and Giants executives throughout the year and for the team's hotel accommodations in the other 11 National League cities. A former Sports Information Director for San Francisco State University, Smith is single and resides in Daly City, California.



CHILI DAVIS (OF)

BIRTHDATE: January 17, 1960
BIRTHPLACE: Kingston, Jamaica
BATS: Both **THROWS:** Right
HEIGHT: 6-3 **WEIGHT:** 195
M.L. SERVICE: 1 year, 34 days
HOW OBTAINED: Signed by Giants scout George Genovese

1982 SEASON Despite a talented crop of rookies throughout the Major Leagues, Chili led all first-year men in run production — 86 runs scored, 76 RBIs ... Baseball Digest All-Rookie Team centerfielder ... Led club in hits with the highest total (167) since 1978, and second best output since 1973 ... Paced squad in triples (6) and shared team lead in thefts (24) with Joe Morgan, setting a club rookie record in the latter (shattering the old mark of 17 set by Gary Matthews in 1973) ... Successful only once in his first nine stolen base attempts, then stole 23 in his last 28 attempts ... First hit of the campaign was his initial big-league home run, April 10 at Cincinnati off Mario Soto ... That hit started an 11-game hitting streak ... Topped that with a 15-game skein (June 25-July 8) ... Hit grand slam off Atlanta's Steve Bedrosian (June 19) ... Led outfield corps in assists with 16 ... Missed just four of the first 158 games before sustaining torn ligaments in his left ankle while sliding back into second base during an attempted pickoff at second base vs. Houston (Sept. 29).

PRO CAREER San Francisco's 11th selection in June, 1977, free agent draft ... In four minor league seasons Chili totaled 68 homers, 310 RBIs, and 104 stolen bases — an average of 17 homers, 78 RBIs, and 26 thefts per season ... **1978** — Was Cedar Rapids' MVP and Midwest League All-Star ... **1979** — Hit for cycle (including two doubles and a three-run homer) in a 13-8 win at Bakersfield (June 27) ... **1980** — Advanced to Shreveport and led his squad in home runs and RBIs for the third straight season ... **1981** — Made San Francisco Opening Day roster after a sensational Spring Training (.408, 4 homers, 17 RBIs, 16 runs in 22 exhibition games) ... Made big league debut April 10 against San Diego as a pinch-hitter ... Collected first M.L. hit on April 18 off ex-Giant John Montefusco ... Optioned to Phoenix May 10 ... Named to Pacific Coast League All-Star team after hitting .350 ... Suffered torn ligaments in his left thumb while diving for fly ball (Aug. 18), placing him on the D.L. and preventing a September recall to the parent club.

PERSONAL/MISC. Davis was a catcher in his prep career at Dorsey High School in Los Angeles ... Twice named all-league ... Hit .500 with six homers and was voted Dorsey's MVP in his senior year (1977) ... Single ... Lives in Los Angeles, California.

HOW CHARLES BECAME CHILI

When Charles Davis was a young boy, he once got a haircut that the neighborhood children claimed looked like it had been cut with a chili bowl on his head. The nickname stuck, and was later shortened to "Chili."

Charles Theodore Davis

Year	Club	AVG	G	AB	R	H	2B	3B	HR	RBI	BB	SO	SB
1978	Cedar Rapids	.281	124	424	63	119	18	5	16	73	36	103	15
1979	Fresno	.269	134	490	91	132	24	5	21	95	80	91	30
1980	Shreveport	.294	129	442	50	130	30	4	12	67	52	94	19
1981	San Francisco	.133	8	15	1	2	0	0	0	0	1	2	2
	Phoenix	.350	88	334	76	117	16	6	19	75	46	54	40
1982	San Francisco	.261	154	641	86	167	27	9	19	76	45	115	24
M.L.	Totals	.258	162	656	87	169	27	9	19	76	46	117	26

GW-RBIs: Career Total (8); 1982 (8)

CAREER vs. THE NATIONAL LEAGUE

	AVG	AB	H	HR	RBI		AVG	AB	H	HR	RBI
Atlanta	.250	76	19	3	8	Chicago	.267	45	12	3	9
Cincinnati	.308	65	20	2	12	Montreal	.235	51	12	0	5
Houston	.221	68	15	2	6	New York	.358	53	19	2	13
Los Angeles	.203	59	12	1	5	Philadelphia	.226	53	12	0	0
San Diego	.284	81	23	4	9	Pittsburgh	.245	53	13	1	6
S.F.	—	—	—	—	—	St. Louis	.231	52	12	1	3
N.L. WEST	.255	349	89	12	40	N.L. EAST	.261	307	80	7	36



**MARK DAVIS
(LHP)**

BIRTHDATE: October 19, 1960

BIRTHPLACE: Livermore, California

BATS: Left **THROWS:** Left

HEIGHT: 6-4 **WEIGHT:** 195

M.L. SERVICE: 75 days

HOW OBTAINED: Acquired from the Philadelphia Phillies organization with Mike Krukow and Charles Penigar in exchange for Joe Morgan and Al Holland, December 14, 1982

1982 SEASON This highly-touted 22-year-old southpaw continued his drive to return to the Major Leagues, turning in his first full season at the triple-A level ... Hurlled for Oklahoma City, a Philadelphia affiliate ... Worked 21 games for the club, starting 19 times ... Recorded 95 strikeouts in 97 innings.

PRO CAREER Philadelphia's top selection in the January, 1979, free agent draft, secondary phase ... Previously drafted by the Mets in 1978 ... **1979** — Led Western Carolinas League in shutouts with five ... **1980** — Eastern League Most Valuable Player with circuit-leading 19 wins ... 185 strikeouts led all minor league pitchers ... Made Major League debut at age 19 on September 12 vs. St. Louis ... **1981** — Started season on disabled list with tendinitis in pitching arm ... Made first appearance on June 13 for Oklahoma City ... Was 5-2 with 89ers before August 25 recall to Phillies ... Notched first big league win vs. St. Louis (Sept. 24).

PERSONAL/MISC. A Bay Area native ... Graduated by Granada High in 1978 ... Attended Chabot College in Hayward, California ... Worked in the Philadelphia sales office following the 1981 season ... Married (Candy, Oct. 24, 1981) ... Lives in Wyomissing, Pennsylvania.

Mark William Davis

Year	Club	W-L	ERA	G	GS	CG	IP	H	R	ER	BB	SO
1979	Spartanburg	11-9	3.20	26	26	9	166	147	76	59	49	135
1980	Reading	19-6	2.47	28	28	8	193	140	63	53	75	185
	Philadelphia	0-0	2.57	2	1	0	7	4	2	2	5	5
1981	Oklahoma City	5-2	3.88	13	13	1	65	66	34	28	47	56
	Philadelphia	1-4	7.74	9	9	0	43	49	37	37	24	29
1982	Oklahoma City	5-12	6.24	21	19	3	97	111	75	67	50	95
M.L.	Totals	1-4	7.02	11	10	0	50	53	39	39	29	34

SHUTOUTS: Career Total (0)

	AVG	AB	H	2B	3B	HR	RBI
M.L. Batting — 1981	.091	11	1	0	0	0	1
— Lifetime	.154	13	2	0	0	0	1

CAREER vs. NATIONAL LEAGUE

	W-L	ERA	G	IP	H	ER		W-L	ERA	G	IP	H	ER
Atlanta	0-1	63.00	1	1	4	7	Chicago	0-0	3.00	1	3	2	1
Cincinnati	0-1	9.00	1	4	7	4	Montreal	0-0	4.91	2	11	6	6
Houston	0-1	13.50	1	4	9	6	New York	0-1	10.80	1	5	7	6
Los Angeles	—	—	—	—	—	—	Philadelphia	—	—	—	—	—	—
San Diego	—	—	—	—	—	—	Pittsburgh	0-0	3.46	2	13	10	5
S.F.	—	—	—	—	—	—	St. Louis	1-0	4.00	2	9	8	4
N.L. WEST	0-3	17.00	3	9	20	17	N.L. EAST	1-1	4.83	8	41	33	22



MARK DEMPSEY (RHP)

BIRTHDATE: December 17, 1957

BIRTHPLACE: Dayton, Ohio

BATS: Right **THROWS:** Right

HEIGHT: 6-6 **WEIGHT:** 215

M.L. SERVICE: 31 days

HOW OBTAINED: Signed by Giants scout Marty Miller

1982 SEASON The big right-hander completed his first year at the triple-A level and received his initial taste of big league play ... Mark went 5-2 in his last seven decisions with Phoenix to finish 10-10 (giving him a three year minor league total of 39-18) ... Led the PCL club in complete games (9) and strikeouts (118) ... Joined the Giants September 1, making Major League debut in a start vs. St. Louis ... Made two other appearances, both in relief.

PRO CAREER San Francisco's 23rd selection in the June, 1980, free agent draft ... Had been drafted by Houston in 1979 but did not sign ... **1980** — Set Pioneer League record for wins (14), led the league in ERA (1.58), complete games (9), innings pitched (114) and games started (14), and was second in strikeouts (109) ... Named to league and National Association Summer-A League All-Star teams ... **1981** — Got off to a 9-0 start for Shreveport, giving him a 23-1 record in first 24 pro decisions ... Finished with 15 wins, tying for Texas League lead ... Participated in league All-Star game, hurling three innings and allowing one hit.

PERSONAL/MISC. A three sport star (baseball, basketball, football) at Fairview High in Dayton, Ohio ... Graduated in 1976 ... Entered Ohio State University, graduating in 1980 with B.S. Degree in Education ... Set school records for career wins (26), complete games (27), and innings pitched (298) ... Played for the Kenai Peninsula Oilers in the Alaska Baseball League (1979) ... Was a member of the team

representing the United States in the Pan American Games in Venezuela and the World Intercontinental Cup Games in Cuba (1979) ... Single ... Lives in Dayton, Ohio.

Mark Steven Dempsey

Year	Club	W-L	ERA	G	GS	CG	IP	H	R	ER	BB	SO
1980	Great Falls	14-1	1.58	15	14	9	114	96	33	20	27	109
1981	Shreveport	15-7	3.76	26	26	7	165	178	83	69	58	136
1982	Phoenix	10-10	5.01	27	22	9	156	167	95	87	72	118
	San Francisco	0-0	7.94	3	1	0	6	11	5	5	2	4
M.L.	Totals	0-0	7.94	3	1	0	6	11	5	5	2	4

SAVES: Career Total (0)

SHUTOUTS: Career Total (0)

		AVG	AB	H	2B	3B	HR	RBI
M.L. Batting	— 1982	.000	1	0	0	0	0	0
	— Lifetime	.000	1	0	0	0	0	0



**ROB DEER
(OF)**

BIRTHDATE: September 29, 1960

BIRTHPLACE: Orange, California

BATS: Right **THROWS:** Right

HEIGHT: 6-3 **WEIGHT:** 210

M.L. SERVICE: None

HOW OBTAINED: Signed by Giants scout George Genovese

1982 SEASON A five-season veteran of the Giants organization at age 22 ... Batting average slipped but power levels remained consistent ... In late June, Rob was batting .149 with just six homers and 25 RBIs, hitting only one homer during a 32-game period ... Got hot in second half, pushing his seasonal average above .200, clouting 21 homers and totaling 48 RBIs — reaching .207, 27 homers, and 73 RBIs for the campaign ... Home run total set Shreveport club record (Adrian Garrett had 24 in 1969) ... Led club in assists with 10 from his right field position.

PRO CAREER San Francisco's fourth round selection in the June, 1978, free agent draft ... **1979** — Batted a career high .317 for Great Falls ... Named to Pioneer League All-Star team ... **1980** — Second in the Midwest League in doubles (31) ... Tied for league lead in assists by an outfielder with 17 ... **1981** — Led California League in home runs (33) ... Became only third California Leaguer since 1968 to crack 30-homer plateau ... In 11th Annual Managers' Poll, Rob was voted the league's Most Dangerous Hitter, the Hitter with the Best Power, and the Outfielder with the Best Arm ... Also selected to league's All-Star team.

PERSONAL/MISC. All-League selection in both baseball and football at Canyon High School in Anaheim, California ... Graduated in 1978 ... Single ... Lives in Santa Rosa, California.

Robert George Deer

Year	Club	AVG	G	AB	R	H	2B	3B	HR	RBI	BB	SO	SB
1978	Great Falls	.248	48	137	20	34	6	5	0	18	30	58	2
1979	Cedar Rapids	.209	29	86	7	18	0	1	1	16	7	34	3
	Great Falls	.317	63	218	49	69	18	7	7	44	39	62	4
1980	Clinton	.263	127	434	60	114	31	5	13	58	34	115	20
1981	Fresno	.286	135	479	86	137	24	4	33	107	70	146	18
1982	Shreveport	.207	128	410	58	85	26	0	27	73	53	177	6



DARRELL EVANS (INF)

BIRTHDATE: May 26, 1947

BIRTHPLACE: Pasadena, California

BATS: Left **THROWS:** Right

HEIGHT: 6-2 **WEIGHT:** 205

M.L. SERVICE: 12 years, 54 days

HOW OBTAINED: Acquired from the Atlanta Braves organization with Marty Perez in exchange for Willie Montanez, Craig Robinson, Mike Eden and Jake Brown, June 13, 1976

1982 SEASON A stabilizing force in the Giants stretch drive ... Contributed 32 RBIs in the final two months of the season, including four of his five game-winners ... Finished with 16 homers, the 12th consecutive campaign he had reached double figures in round-trippers ... Cracked the 1000 career walk level, raising his total to 1043 ... More successful hitting on the road (.286) than at Candlestick (.223) ... 13 of his home runs came against right-handed pitching ... Made only four errors in last 48 games ... Saw duty at first and third base, and, for the first time in his career, appeared in 13 games at shortstop (eight starts) due to an injury to Johnnie LeMaster.

PRO CAREER The Kansas City Athletics signed Darrell after making him their seventh round selection in the June, 1967, free agent draft (he had been previously drafted by the Cubs, Yankees, Tigers, and Phillies) ... **1967** — Gulf Coast League Player of the Year ... **1968** — Chosen by Atlanta in the minor league draft ... **1969** — Made M.L. debut with the Braves ... **1973** — Clubbed 41 homers, joining Hank Aaron and Davey Johnson as the only teammate trio in baseball history with 40 or more home runs in the same season ... Led the league in walks ... **1974** — Led league in walks ... Set N.L. record by taking part in 45 double plays at third base ... Led third basemen in putouts (185) and total chances (578) ... Had 12-game hitting streak (June 24-July 4) ... **1975** — Led league third sackers in putouts (161), assists (381), and double plays (41) ... **1976** — Set N.L. record by drawing walks in 15 consecutive games ... Made Giants debut by leading a double header sweep of the Padres with two home runs, one a grand slam ... **1978** — Led N.L. third basemen in putouts (147) and assists (348) ... Had five hits vs. St. Louis (July 17) ... **1979** — Led league third basemen in putouts (129), assists (369), and total chances (528) ... Collected 1000th big league hit ... **1980** — Was the Giants team captain ... Led club in games played for the third consecutive year ... Batted .264, his highest single-season total since 1973 ... **1981** — Played in his 1500th game, and tallied his 200th career double and 750th career RBI.

PERSONAL/MISC. Graduated by John Muir High School in Pasadena, California in 1965 ... All-State baseball and basketball player at Pasadena City College, leading school to conference championships in both sports ... Attended Cal State Los Angeles for one year ... Married (LaDonna, June 19, 1975) ... Three children (Derek, Stacy, Nicholas) ... Lives in Pleasanton, California.

Darrell Wayne Evans

Year	Club	AVG	G	AB	R	H	2B	3B	HR	RBI	BB	SO	SB
1967	Bradenton	.489	14	45	13	22	3	3	2	11	10	2	2
	Leesburg	.261	39	142	18	37	4	2	0	12	14	13	3
	Peninsula	.393	8	28	4	11	1	1	0	6	4	5	2
1968	Birmingham	.241	56	187	18	45	6	3	3	25	16	36	1
1969	Atlanta	.231	12	26	3	6	0	0	0	1	1	8	0
	Shreveport	.278	24	79	14	22	5	4	2	14	12	21	0
	Richmond	.360	59	211	43	76	12	4	7	45	30	40	3
1970	Richmond	.300	120	447	92	134	20	7	20	83	78	80	1
	Atlanta	.318	12	44	4	14	1	1	0	9	7	5	0
1971	Richmond	.307	31	101	20	31	2	2	6	30	23	17	0
	Atlanta	.242	89	260	42	63	11	1	12	38	39	54	2
1972	Atlanta	.254	125	418	67	106	12	0	19	71	90	58	4
1973	Atlanta	.281	161	595	114	167	25	8	41	104	124	104	6
1974	Atlanta	.240	160	571	99	137	21	3	25	79	126	88	4
1975	Atlanta	.243	156	567	82	138	22	2	22	73	105	106	12
1976	Atlanta	.173	44	139	11	24	0	0	1	10	30	33	3
	San Francisco	.222	92	257	42	57	9	1	10	36	42	38	6
1977	San Francisco	.254	144	461	64	117	18	3	17	72	69	50	9
1978	San Francisco	.243	159	547	82	133	24	2	20	78	105	64	4
1979	San Francisco	.253	160	562	68	142	23	2	17	70	91	80	6
1980	San Francisco	.264	154	556	69	147	23	0	20	78	83	65	17
1981	San Francisco	.258	102	357	51	92	13	4	12	48	54	33	2
1982	San Francisco	.256	141	465	64	119	20	4	16	61	77	64	5
M.L.	Totals	.251	1711	5825	862	1462	222	31	232	828	1043	850	80

GW-RBIs: Career Total (23); 1982 (5); 1981 (4); 1980 (14)

ALL-STAR GAME RECORD

Year	Club	AVG	G	AB	R	H	2B	3B	HR	RBI	BB	SO	SB
1973	National	.000	1	0	0	0	0	0	0	0	1	0	0

CAREER vs. THE NATIONAL LEAGUE

	AVG	AB	H	HR	RBI		AVG	AB	H	HR	RBI
Atlanta	.235	379	89	8	39	Chicago	.222	436	97	11	44
Cincinnati	.280	664	186	29	114	Montreal	.272	460	125	20	61
Houston	.266	670	178	20	97	New York	.239	415	99	20	64
Los Angeles	.224	597	134	31	76	Philadelphia	.206	432	89	18	61
San Diego	.269	628	169	31	94	Pittsburgh	.251	443	111	20	75
S.F.	.241	286	69	11	45	St. Louis	.280	415	116	13	58
N.L. WEST	.256	3224	825	130	465	N.L. EAST	.245	2601	637	102	363

HOW LONG HAVE THEY SIGNED FOR?

PLAYER	SIGNED THROUGH	PLAYER	SIGNED THROUGH
Barr	1983	Lavelle	1986
Bergman	1984	LeMaster	1987
Breining	1983	Leonard	1983
Brenly	1983	Martin	1983
Brown	1983	May	1984
Chris	1983	McGaffigan	1983
Clark	1986	Minton	1987
Davis, C.	1983	O'Malley	1983
Davis, M.	1983	Pettini	1983
Deer	1983	Pruitt	1983
Dempsey	1983	Rabb	1983
Evans	1983	Ransom	1983
Fowlkes	1983	Segelke	1983
Garrelts	1983	Sularz	1983
Gladden	1983	Summers	1984
Hammaker	1983	Vail	1984
Krukow	1984	Venable	1983
Kuiper	1986	Wellman	1983
Laskey	1983	Wilborn	1983



ALAN FOWLKES (RHP)

BIRTHDATE: August 8, 1958
BIRTHPLACE: Brawley, California
BATS: Right **THROWS:** Right
HEIGHT: 6-2 **WEIGHT:** 190
M.L. SERVICE: 137 days
HOW OBTAINED: Signed by Giants scout George Genovese

1982 SEASON This right-hander definitely experienced a varied rookie season ... A non-roster player in the Giants 1982 spring camp, Fowlkes made the club as the number two starter ... Became accustomed to Major League crowds in a hurry ... M.L. debut was before 37,371 in Los Angeles (April 7) ... Next start was the Giants home opener vs. San Diego before 41,410 (gaining his first M.L. win, 3-2 over ex-Giant John Montefusco) ... Third start was vs. Tom Seaver and the Reds at Candlestick before 39,154 ... Was 3-1, 3.86 through April, but an 0-1, 9.90 start in May prompted a May 18 option to Phoenix ... Recalled June 17, then returned to Phoenix July 18 ... Rejoined the parent club August 4, making two starts, then moved to the bullpen for the remainder of the season ... Was effective as a reliever, posting a 1-0, 3.60 mark in six appearances.

PRO CAREER San Francisco's seventh selection in the June, 1980, free agent draft ... **1980** — Recorded two wins and four saves over a 10-day stretch for Great Falls ... Promoted to Fresno ... In first California League game (July 6) he hurled a four-hit shutout past Stockton, fanning 16 ... **1981** — The Pitcher of the Year in the Texas League ... Led the league in innings (203) and strikeouts (152), and was second in wins (14) and complete games (13) ... Spent the winter of '81 pitching for Mexicali, compiling a 17-7 record and throwing an additional 210 innings ... Full year totals were 31-17 in 413 innings.

PERSONAL/MISC. Graduated from Imperial High (California) in 1976 ... Played four seasons of baseball for Cal Poly Pomona (California) ... Was 21-2 in senior season, leading Pomona to the NCAA Division II World Series title ... In regional tournament, prior to World Series, he won all three of Cal Poly's games, pitching 24 innings in three days ... Set NCAA (all divisions) records for most wins (21), games started (23), complete games (19), and innings pitched (206) in a season ... Married (Christine, Jan. 2, 1982) ... Lives in Corona, California ... License plate on his car is RUBR-ARM.

Alan Kim Fowlkes

Year	Club	W-L	ERA	G	GS	CG	IP	H	R	ER	BB	SO
1980	Great Falls	2-0	2.37	4	2	1	19	18	5	5	5	22
	Fresno	5-5	2.05	18	9	7	88	69	26	20	16	90
1981	Shreveport	14-10	2.79	32	25	13	203	186	81	63	51	152
1982	Phoenix	6-3	2.70	13	8	7	73	78	26	22	14	31
	San Francisco	4-2	5.19	21	15	1	85	111	55	49	24	50
M.L.	Totals	4-2	5.19	21	15	1	85	111	55	49	24	50

SAVES: Career Total (0)

SHUTOUTS: Career Total (0)

M.L. Batting	— 1982	AVG	AB	H	2B	3B	HR	RBI
	— Lifetime	.115	26	3	0	0	0	0

CAREER vs. THE NATIONAL LEAGUE

	W-L	ERA	G	IP	H	ER		W-L	ERA	G	IP	H	ER
Atlanta	0-0	3.27	3	11	14	4	Chicago	0-0	4.50	1	2	3	1
Cincinnati	1-0	2.57	1	7	8	2	Montreal	1-0	1.93	2	14	12	3
Houston	0-0	5.40	2	5	6	3	New York	0-0	9.00	1	5	7	5
Los Angeles	0-1	10.29	3	7	15	8	Philadelphia	0-1	6.55	3	11	11	8
San Diego	0-0	5.79	3	14	18	9	Pittsburgh	1-0	3.60	1	5	5	2
S.F.	—	—	—	—	—	—	St. Louis	0-0	3.00	1	3	4	1
N.L. WEST	2-1	5.57	12	42	61	26	N.L. EAST	2-1	4.71	9	44	50	23



**SCOTT GARRELTS
(RHP)**

BIRTHDATE: October 30, 1961
BIRTHPLACE: Urbana, Illinois
BATS: Right **THROWS:** Right
HEIGHT: 6-4 **WEIGHT:** 195
M.L. SERVICE: 31 days
HOW OBTAINED: Signed by Giants scout Richard Klaus

1982 SEASON Not many pitchers can claim they struck out the side in their first Major League inning — let alone fanning Dusty Baker, Steve Garvey, and Rick Monday — but that was Scott Garrelts' accomplishment in his Major League bow vs. Los Angeles (Oct. 2) ... Was touched up for three runs in his next inning, but did manage to strike out Garvey again, in what was his only M.L. appearance of the season ... Opened the season with Shreveport (AA) ... Posted a 9-10, 3.81 record for the Captains ... Struck out 159 batters in 151 innings, breaking the club mark of 152 set in 1981 by Alan Fowlkes ... Earned a promotion to the Giants in September, making the jump from double-A ball to the Majors.

PRO CAREER San Francisco's first selection in the June, 1979, free agent draft ... **1980** — Led Midwest League in strikeouts (159), tied for the lead in games started (27), and led all pitchers in double plays (6) ... **1981** — Spent July 15 to Aug. 16 on the disabled list ... Finished with 73 K's in 71 innings of work.

PERSONAL/MISC. Prepped at Buckley-Loda High (Buckley, Illinois) ... Was 16-4 and pitched a perfect game during his high school career ... In one seven-inning game (1978) he struck out 22 batters ... Was the school's MVP in baseball, basketball, and track his senior season ... Graduated in 1979 ... Single ... Resides in Buckley, Illinois.

Scott William Garrelts

Year	Club	W-L	ERA	G	GS	CG	IP	H	R	ER	BB	SO
1979	Great Falls	1-4	5.86	8	8	0	43	45	37	28	40	26
1980	Clinton	11-11	3.89	27	27	3	176	155	98	76	149	159
1981	Shreveport	3-8	4.44	14	13	1	71	56	43	35	43	73
1982	Shreveport	9-10	3.81	27	27	8	151	131	76	64	90	159
	San Francisco	0-0	13.50	1	0	0	2	3	3	3	2	4
M.L.	Totals	0-0	13.50	1	0	0	2	3	3	3	2	4



DAN GLADDEN (OF)

BIRTHDATE: July 7, 1957

BIRTHPLACE: San Jose, California

BATS: Both **THROWS:** Right

HEIGHT: 5-11 **WEIGHT:** 180

M.L. SERVICE: None

HOW OBTAINED: Signed by Giants scout Jack Mull

1982 SEASON Made first season at the triple-A level a successful one ... Batted .308 while leading the club in runs (93) and hits (155) ... His 40 doubles was the highest by a Phoenix Giant since 1958, and just three shy of the club record ... His 41 thefts, in 48 attempts, broke the club record of 40 steals set by Chili Davis in 1981.

PRO CAREER Has been in the Giants organization since 1979 when signed as a free agent, was not drafted ... **1979** — Batted .307 in first pro season at Fresno ... **1980** — Split season between Fresno and Shreveport, hitting a career high 18 home runs ... **1981** — Stole 52 bases, breaking the modern Shreveport record of 48 (held by Jimmy Sexton, 1975).

PERSONAL/MISC. Attended Monte Vista High in Cupertino, California for two years, graduating from Westmont High in nearby Campbell in 1974 ... Attended DeAnza College (Cupertino) and Fresno State University for two years each ... Has been counselor at Fresno Juvenile Hall during off-season ... Married (Janice, July 7, 1979) ... Lives in Cupertino, California.

Clinton Daniel Gladden III

Year	Club	AVG	G	AB	R	H	2B	3B	HR	RBI	BB	SO	SB
1979	Fresno	.307	60	228	41	70	9	1	3	31	17	30	17
1980	Fresno	.304	62	237	46	72	10	2	9	41	11	36	15
	Shreveport	.295	74	292	51	86	11	2	9	35	22	46	22
1981	Shreveport	.314	124	472	81	148	23	9	8	44	50	58	52
1982	Phoenix	.308	130	503	93	155	40	5	10	74	44	69	41

1982 N.L. TEN TOP CONTROL ARTISTS

Player and Club	Games	IP	BB	BB/9 INN
Bird, Chicago	35	191.0	30	1.41
Hammaker, San Francisco	29	175.0	28	1.44
Andujar, St. Louis	38	265.2	50	1.69
Reuss, Los Angeles	39	254.2	50	1.77
Candelaria, Pittsburgh	31	174.2	37	1.91
Montefusco, San Diego	32	184.1	41	2.00
Swan, New York	37	166.1	37	2.00
Laskey, San Francisco	32	189.1	43	2.04
Forsch, St. Louis	36	233.0	54	2.09
Rogers, Montreal	35	277.0	65	2.11



ATLEE HAMMAKER (LHP)

BIRTHDATE: January 24, 1958

BIRTHPLACE: Carmel, California

BATS: Both **THROWS:** Left

HEIGHT: 6-2 **WEIGHT:** 195

M.L. SERVICE: 1 year, 57 days

HOW OBTAINED: Acquired from Kansas City organization with Renie Martin, Craig Chamberlain, and Brad Wellman in exchange for Vida Blue and Bob Tufts, March 30, 1982

1982 SEASON This talented southpaw was the last player optioned to Phoenix in Spring Training, but he lasted just one start there before his April 21 recall ... The rookie hurler, in his first full season, was second on the club in wins (12), complete games (4), and innings (175), and tied for the club lead in K's (102) ... Nine of his wins came against three clubs — getting three wins apiece vs. Cincinnati, Houston, and Montreal ... Was the Giants Co-Player of the Month in June after a 3-1, 3.29 effort ... Included was a 10-inning performance at Houston in a 4-3 win (June 24) ... Did not issue a walk in 28.1 consecutive innings (July 9 to Aug. 6) ... Was one of the Giants most effective pitchers down the stretch, going 6-3, 3.98 after the All-Star break — including a 3-1 September ... Was more effective during the campaign in Candlestick (8-3, 3.93) than on the road (4-5, 4.33).

PRO CAREER Kansas City's first selection in the June, 1979, free agent draft ... **1979** — Limited to just two starts due to a shoulder injury ... **1980** — Second on Jacksonville staff in wins (11), and third in starts (21), complete games (8), innings (146), and strikeouts (88) ... **1981** — Purchased by Kansas City (Aug. 8) for second half of season ... Made M.L. debut five days later in Baltimore, hurling four shutout innings in relief ... Initial M.L. win came Sept. 15 at California as a starter.

PERSONAL/MISC. Graduated from Mount Vernon High School (Alexandria, Virginia) in 1976 ... Attended East Tennessee State University, majoring in marketing ... Was on a basketball scholarship at East Tennessee ... Pitched for the Kenai Peninsula Oilers in the Alaskan Baseball League in 1978 ... In September of that year he was a member of the United States team which competed in the World Amateur Baseball Tournament in Italy ... Half Japanese (mother is native of Kyoto, Japan) ... Married (Jenny, Sept. 8, 1979) ... Lives in Lenoir City, Tennessee.

Charlton Atlee Hammaker

Year	Club	W-L	ERA	G	GS	CG	IP	H	R	ER	BB	SO
1979	Sarasota	1-0	1.80	1	1	0	5	3	1	1	1	6
	Ft. Myers	1-0	1.80	1	1	0	5	9	5	1	0	5
1980	Jacksonville	8-9	3.35	20	20	6	137	131	64	51	37	88
1981	Omaha	11-5	3.64	21	21	8	146	147	70	59	40	63
	Kansas City	1-3	5.54	10	6	0	39	44	24	24	12	11
1982	Phoenix	0-1	6.35	1	1	0	6	13	5	4	2	6
	San Francisco	12-8	4.11	29	27	4	175	189	86	80	28	102
N.L.	Totals	12-8	4.11	29	27	4	175	189	86	80	28	102
A.L.	Totals	1-3	5.54	10	6	0	39	44	24	24	12	11
M.L.	Totals	13-11	4.37	39	33	4	214	233	110	104	40	113

SAVES: Career Total (0)

SHUTOUTS: Career Total (1)

	AVG	AB	H	2B	3B	HR	RBI
M.L. Batting — 1982	.068	59	4	0	0	0	1
— Lifetime	.068	59	4	0	0	0	1

HAMMAKER *continued*

CAREER vs. THE NATIONAL LEAGUE

	W-L	ERA	G	IP	H	ER		W-L	ERA	G	IP	H	ER
Atlanta	0-1	8.25	3	12	24	11	Chicago	0-1	2.25	1	8	6	2
Cincinnati	3-0	1.00	3	18	15	2	Montreal	3-0	2.04	3	22	18	5
Houston	3-2	4.28	6	40	43	19	New York	1-0	4.09	2	11	11	5
Los Angeles	—	—	—	—	—	—	Philadelphia	1-1	5.40	2	15	17	9
San Diego	0-1	4.76	3	17	21	9	Pittsburgh	1-1	3.75	2	12	14	5
S.F.	—	—	—	—	—	—	St. Louis	0-1	5.57	4	21	20	13
N.L. WEST	6-4	4.24	15	87	103	41	N.L. EAST	6-4	3.94	14	89	86	39



MIKE KRUKOW (RHP)

BIRTHDATE: January 21, 1952

BIRTHPLACE: Long Beach, California

BATS: Right **THROWS:** Right

HEIGHT: 6-4 **WEIGHT:** 205

M.L. SERVICE: 5 years, 164 days

HOW OBTAINED: Acquired from the Philadelphia Phillies organization with Mark Davis and Charles Penigar in exchange for Joe Morgan and Al Holland, December 14, 1982

1982 SEASON This veteran right-hander accumulated the top numbers of his career ... Posted single-season bests in wins (13), ERA (3.12), complete games (7), innings (208), and strikeouts (138) ... Ranked 10th in the National League in ERA ... Was strong in middle of season (June 18-Aug. 3), going 7-1 with a 2.43 ERA over a nine-game stretch ... Was 3-0, 1.17 in three starts vs. the Mets during the season, extending his winning streak over New York to six (last loss was June 25, 1980) ... Was 2-0, 1.10 in two starts vs. San Francisco ... Tossed shutouts past Montreal (April 11 in his first start) and San Diego (May 2) — equalling his career total entering the campaign.

PRO CAREER The Chicago Cubs' eighth selection in the June, 1973, free agent draft ... Had previously been drafted by California ... **1973** — Led Gulf Coast League in strikeouts (80) and complete games (4) ... **1975** — Received Texas League's Gene Lawling Memorial Award "for contributions to baseball on and off the field" ... **1976** — American Association All-Star ... Summoned to Chicago September 5, making M.L. debut the next day vs. New York ... **1977** — Notched first M.L. win vs. Atlanta (May 6) ... **1978** — Opened season in Cubs' bullpen ... Optioned to Wichita ... Returned to parent club June 27 and placed in starting rotation ... Won first five decisions en route to 9-3 season ... **1979** — Off-season back injury suffered while shoveling snow slowed '79 effort ... Did not win first game until May 4 and was 2-5 on June 2 ... Then won six straight (June 17-July 26) ... **1980** — Hard-luck hurler, losing six decisions by two runs or less ... Cubs were also shutout three consecutive times with Mike on the mound ... **1981** — Was 6-3, 2.53 in second half of season after developing effective change-up during player's strike ... Struck out a career high 11 batters vs. Giants (Sept. 5) ... Tied for N.L. lead in games started (25) ... Traded to Philadelphia (Dec. 8) for Keith Moreland, Dan Larson, and Dickie Noles.

PERSONAL/MISC. A California native ... Graduated by San Gabriel High (1970) where he played baseball, basketball, and football ... Attended Cal Poly-San Luis Obispo ... Set a school record with 125 strikeouts in 113 innings (1973) ... Once hurled a no-hitter while walking 17 batters for Cal Poly ... Married (Jennifer, Jan. 11, 1975) ... One child (Jarek) ... Lives in Highland Park, Illinois.

Michael Edward Krukow

Year	Club	W-L	ERA	G	GS	CG	IP	H	R	ER	BB	SO
1973	Bradenton	4-3	3.16	13	8	4	77	76	32	27	28	80
1974	Midland	1-1	5.10	6	6	0	30	42	24	17	19	21
	Key West	5-10	3.18	20	20	2	130	121	66	46	47	94
1975	Midland	13-6	3.41	24	23	9	153	143	65	58	66	100
1976	Wichita	7-9	3.31	26	20	6	144	142	61	53	47	108
	Chicago (NL)	0-0	9.00	2	0	0	4	6	4	4	2	1
1977	Chicago (NL)	8-14	4.40	34	33	1	172	195	96	84	61	106
1978	Wichita	2-3	3.91	7	7	3	53	51	27	23	21	29
	Chicago (NL)	9-3	3.91	27	20	3	138	125	62	60	53	81
1979	Chicago (NL)	9-9	4.20	28	28	0	165	172	84	77	81	119
1980	Chicago (NL)	10-15	4.39	34	34	3	205	200	117	100	80	130
1981	Chicago (NL)	9-9	3.69	25	25	2	144	146	68	59	55	101
1982	Philadelphia	13-11	3.12	33	33	7	208	211	87	72	82	138
M.L.	Totals	58-61	3.96	183	173	16	1036	1065	518	456	414	676

SHUTOUTS: Career Total (4)

	AVG	AB	H	2B	3B	HR	RBI
M.L. Batting — 1982	.181	72	13	1	0	0	2
— Lifetime	.225	338	76	6	0	2	24

CAREER vs. NATIONAL LEAGUE

	W-L	ERA	G	IP	H	ER		W-L	ERA	G	IP	H	ER	
Atlanta	4-4	4.08	16	97	98	44		Chicago	1-1	3.32	3	19	19	7
Cincinnati	5-4	2.96	12	76	76	25		Montreal	7-6	3.31	20	128	108	47
Houston	1-5	4.76	11	51	56	27		New York	11-3	3.76	25	127	122	53
Los Angeles	3-6	5.33	15	81	89	48		Philadelphia	3-8	4.50	14	74	90	37
San Diego	3-5	4.91	13	77	95	42		Pittsburgh	5-6	5.50	18	90	98	55
S.F.	7-3	2.70	14	90	80	27		St. Louis	8-10	3.14	21	126	124	24
N.L. WEST	23-27	4.06	81	472	494	213		N.L. EAST	35-34	3.82	102	564	561	243



DUANE KUIPER (INF)

BIRTHDATE: June 19, 1950

BIRTHPLACE: Racine, Wisconsin

BATS: Left **THROWS:** Right

HEIGHT: 6-0 **WEIGHT:** 175

M.L. SERVICE: 7 years, 144 days

HOW OBTAINED: Acquired from the Cleveland Indians organization in exchange for Ed Whitson, November 15, 1981

1982 SEASON A six-year veteran of the American League, Duane made a smooth transition to the senior circuit ... Reunited with his former Cleveland manager, Frank Robinson ... Set a club record with 14 pinch-hits (in 44 at-bats, .319) — breaking an 11-year-old club mark of 13 ... Batted .280 overall, .321 at Candlestick, .241 on the road ... Hit Chicago the hardest, batting .615 (8-for-13) ... Was successful vs. southpaws, hitting them at a .294 clip ... Had four hits vs. Cincinnati June 30 ... Went homerless for the fifth straight season, and has now batted 1701 times since his first and only home run Aug. 29, 1977 ... Started 45 times at second base.

PRO CAREER Signed with Cleveland after the Indians made him their first selection in January, 1972, free agent draft, secondary phase (previously drafted by Yankees, Seattle Pilots, White Sox, Reds, and Red Sox) ... **1972** — California League All-Star ... **1973** — Texas League All-Star ... **1974** — American Association All-Star ... Made M.L. debut with Cleveland, batting .500 in 10 games ... **1976** — Had five hits vs. the Yankees (May 18) ... Led A.L. second basemen in fielding (.987)

KUIPER *continued*

... **1977** — Hit only M.L. home run (off Chicago's Steve Stone at Cleveland), his first home run in 1382 at-bats ... **1978** — Put together second 16-game hitting streak of his career (July 6-25) ... Tied M.L. record with two bases-loaded triples in one game (July 27) at New York ... **1979** — Led M.L. second basemen in fielding (.988), charged with only nine errors in more than 725 chances ... Struck out only 27 times in 479 at-bats ... **1980** — Suffered ligament and cartilage damage in his right knee on June 1 in collision with Seattle's Tom Paciorek while turning a double play ... Injury ended the season for Cleveland's captain ... **1981** — Slow to recover from knee surgery, he was not expected back until July, but made first 1981 appearance May 2 ... Went 2-for-3 in his first game since June 1, 1980 ... Has gotten the only hits in no-hit bids by Andy Hassler, Nolan Ryan, and Ron Guidry.

PERSONAL/MISC. Graduated from J.I. Case High School in Racine, Wisconsin (1968) ... Attended Indian Hills Junior College in Centerville, Iowa, and graduated from Southern Illinois University in Carbondale (1972) ... At SIU he led his team to the College World Series finals ... Named Indians' Man of the Year by the Cleveland Chapter of the BBWAA in 1977 ... Single ... Lives in Willoughby, Ohio.

Duane Eugene Kuiper

Year	Club	AVG	G	AB	R	H	2B	3B	HR	RBI	BB	SO	SB
1972	Reno	.300	124	496	89	149	20	3	2	53	42	69	15
1973	Oklahoma City	.161	18	56	6	9	1	1	0	6	7	10	0
	San Antonio	.286	107	395	46	113	11	2	1	42	32	45	1
1974	Oklahoma City	.310	135	554	83	172	27	5	3	53	37	55	28
	Cleveland	.500	10	22	7	11	2	0	0	4	2	2	1
1975	Oklahoma City	.244	40	164	18	40	5	0	1	12	15	12	4
	Cleveland	.292	90	346	42	101	11	1	0	25	30	26	19
1976	Cleveland	.263	135	506	47	133	13	6	0	37	30	42	10
1977	Cleveland	.277	148	610	62	169	15	8	1	50	37	55	11
1978	Cleveland	.283	149	547	52	155	18	6	0	43	19	35	4
1979	Cleveland	.255	140	479	46	122	9	5	0	39	37	27	4
1980	Cleveland	.282	42	149	10	42	5	0	0	9	13	8	0
1981	Cleveland	.257	72	206	15	53	6	0	0	14	8	13	1
1982	San Francisco	.280	107	218	26	61	9	1	0	17	32	24	2
N.L.	Totals	.280	107	218	26	61	9	1	0	17	32	24	2
A.L.	Totals	.274	786	2865	281	786	79	26	1	221	176	208	50
M.L.	Totals	.275	893	3083	307	847	87	27	1	238	208	232	52

GW-RBIs: Career Total (3); 1982 (1); 1981 (1); 1980 (1)

CAREER vs. THE NATIONAL LEAGUE

	AVG	AB	H	HR	RBI		AVG	AB	H	HR	RBI
Atlanta	.048	21	1	0	1	Chicago	.615	13	8	0	1
Cincinnati	.276	29	8	0	0	Montreal	.278	18	5	0	0
Houston	.174	23	4	0	3	New York	.350	20	7	0	4
Los Angeles	.300	10	3	0	0	Philadelphia	.250	16	4	0	1
San Diego	.281	32	9	0	2	Pittsburgh	.313	16	5	0	3
S.F.	—	—	—	—	—	St. Louis	.350	20	7	0	2
N.L. WEST	.217	115	25	0	6	N.L. EAST	.350	103	36	0	11

S.F. NO-HIT SECTION AT COOPERSTOWN

The San Francisco Giants have a no-hitter section at the Baseball Hall of Fame in Cooperstown, New York. Juan Marichal, Gaylord Perry, Ed Halicki and John Montefusco have thrown no-hitters for the San Francisco club. The cap worn and the ball used by these pitchers during the no-hitters are on display among the game's historic mementos. Added significance was placed on Montefusco's no-hitter because it was the last one thrown with a Spalding ball. In 1977 the National League switched to Rawlings as the official baseball.



BILL LASKEY (RHP)

BIRTHDATE: December 20, 1957

BIRTHPLACE: Toledo, Ohio

BATS: Right **THROWS:** Right

HEIGHT: 6-5 **WEIGHT:** 190

M.L. SERVICE: 1 year

HOW OBTAINED: Acquired from the Kansas City Royals organization with Rich Gale in exchange for Jerry Martin, December 10, 1981

1982 SEASON Baseball Digest's starting pitcher on its All-Rookie team ... The right-hander led club in wins (13), ERA among starters (3.14), starts (31), complete games (7), and innings (189) ... 13 wins was two shy of club rookie record (John Montefusco had 15 in 1975) ... Worked at least six innings of 21 of his 31 starts, and was involved in decision in 24 of 31 ... Yielded two earned runs or less in 17 starts, three earned runs or less in 27 ... Often a victim of non-support, he had just 24 runs scored for him in his 12 losses, and had four one-run wins among his victories ... Walked more than two batters in a game only twice ... Opened season at Phoenix ... 1-0, 1.29 in two starts before April 22 recall ... Made M.L. debut next night in relief vs. Los Angeles ... Shut out Montreal, 7-0 on three hits, in first start (April 28) — retiring last 14 in order ... Won five straight starts (July 26-Aug. 15) with a 1.25 ERA during that period ... Overall ERA of 3.14 ranked 12th in the league.

PRO CAREER Kansas City's second selection in the June, 1978, free agent draft, secondary phase ... Had previously been drafted by Detroit ... **1979** — Combined for an 11-7, 2.89 record with Ft. Myers and Jacksonville ... **1980** — Started season as long reliever ... Moved into starting rotation and finished second on the Omaha staff in innings (145) and starts (22) ... **1981** — Second full year at triple-A level ... 10 wins doubled previous year output.

PERSONAL/MISC. Graduated by Woodward High (Toledo, Ohio) in 1975 ... Graduated from Monroe County Community College (Michigan) with A.S. Degree in 1977 ... Spent one year at Kent State University (Ohio) ... Single ... Lives in Toledo, Ohio.

William Alan Laskey

Year	Club	W-L	ERA	G	GS	CG	IP	H	R	ER	BB	SO
1978	Jacksonville	3-2	4.33	7	4	0	27	23	14	13	15	13
	Bradenton	1-2	1.96	4	3	1	23	13	7	5	11	9
1979	Ft. Myers	7-4	2.23	13	13	6	93	71	24	23	35	72
	Jacksonville	4-3	3.53	15	15	3	97	78	44	38	46	53
1980	Omaha	5-8	4.16	27	22	3	145	155	81	67	72	77
1981	Omaha	10-8	3.91	23	22	7	138	136	67	60	52	87
1982	Phoenix	1-0	1.29	2	2	0	14	12	5	2	2	10
	San Francisco	13-12	3.14	32	31	7	189	186	74	66	43	88
M.L. Totals		13-12	3.14	32	31	7	189	186	74	66	43	88

SHUTOUTS: Career Total (1)

	AVG	AB	H	2B	3B	HR	RBI
M.L. Batting — 1982	.129	62	8	0	0	0	4
— Lifetime	.129	62	8	0	0	0	4

LASKEY *continued*

CAREER vs. THE NATIONAL LEAGUE

	W-L	ERA	G	IP	H	ER		W-L	ERA	G	IP	H	ER
Atlanta	2-1	4.30	4	23	29	11	Chicago	0-0	4.50	2	12	10	6
Cincinnati	1-0	2.64	3	17	17	5	Montreal	2-1	2.65	3	17	15	5
Houston	2-1	3.00	3	18	20	6	New York	0-3	4.80	3	15	24	8
Los Angeles	2-0	1.29	4	21	11	3	Philadelphia	1-1	1.06	2	17	13	2
San Diego	1-2	6.43	3	14	18	10	Pittsburgh	1-2	2.52	3	25	18	7
S.F.	—	—	—	—	—	—	St. Louis	0-2	2.70	2	10	11	3
N.L. WEST	8-4	3.39	17	93	95	35	N.L. EAST	5-8	2.91	15	96	91	31



GARY LAVELLE
(LHP)

BIRTHDATE: January 3, 1949
BIRTHPLACE: Scranton, Pennsylvania
BATS: Right **THROWS:** Left
HEIGHT: 6-1 **WEIGHT:** 200
M.L. SERVICE: 8 years, 30 days
HOW OBTAINED: Signed by Giants scout Buddy Kerr

1982 SEASON This veteran left-hander completed his eighth full season with San Francisco, the longest term of any current Giants player ... Posted his best marks since 1979 with a 10-7, 2.67 season ... Was second on the staff in games (and ninth in the league) with 68 appearances ... Raised his career total to 514 appearances, tops in San Francisco history and third on the Giants All-Time list ... Is the club's All-Time leader with 95 career saves ... Was very effective at Candlestick in '82, chalking up a 6-3, 1.47 slate there ... Recorded 500th career strikeout (May 24) by fanning Cards' Mike Ramsey ... Was particularly strong after the All-Star break, with a 6-3, 2.17 mark in his last 32 appearances ... That included a 4-1, 2.45 August and a 2-1, three save, 2.14 September.

PRO CAREER San Francisco's 34th selection in the June, 1967, free agent draft ... **1969** — Hurlled no-hitter past Clinton for Decatur (Aug. 15) ... **1974** — Led Pacific Coast League in shutouts (3) ... **1974** — Made M.L. debut after toiling eight seasons in minors ... **1977** — Set a then-club record 20 saves and 73 appearances ... Chosen to pitch in the All-Star game, pitching two scoreless innings that included strikeouts of Carl Yastrzemski and Reggie Jackson ... Career high six strikeouts vs. Pittsburgh (June 6) ... **1978** — Led N.L. relievers with a career high 13 victories ... **1979** — Duplicated his 1977 feat with 20 saves ... **1980** — Appeared in over 60 games for the sixth straight season ... **1981** — Ended streak of 434 straight relief appearances with first M.L. start (Aug. 26 at St. Louis) ... recorded 50th career win (Sept. 23) vs. Los Angeles ... Had 3.82 overall ERA, but 2.75 in relief.

PERSONAL/MISC. Graduated by Liberty High (Bethlehem, Pa.) in 1967 ... Is a member of the Fellowship of Christian Athletes and is responsible for the club's Sunday Chapel services both at home and on the road ... Is the Giants alternate Player Representative ... Married (Regina, Sept. 30, 1972) ... Two children (Jana, Timothy) ... Lives in Foster City, California.

Gary Robert Lavelle

Year	Club	W-L	ERA	G	GS	CG	IP	H	R	ER	BB	SO
1967	Salt Lake City	3-2	2.92	17	4	0	37	37	18	12	23	32
1968	Medford	3-3	3.45	13	12	1	60	53	33	23	42	67
1969	Decatur	4-2	1.69	7	7	4	48	41	17	9	24	30
1970	Amarillo	6-12	5.40	21	18	2	100	99	75	60	72	64
1971	Amarillo	11-8	3.50	23	23	8	136	132	65	53	56	77
1972	Phoenix	11-14	4.22	37	21	4	147	161	91	69	55	107
1973	Phoenix	5-7	4.54	36	9	3	101	112	56	51	43	61
1974	Phoenix	8-16	5.24	35	27	6	182	228	119	106	76	105
	San Francisco	0-3	2.12	10	0	0	17	14	7	4	10	12
1975	San Francisco	6-3	2.96	65	0	0	82	80	30	27	48	51
1976	San Francisco	10-6	2.70	65	0	0	110	102	37	33	52	71
1977	San Francisco	7-7	2.06	73	0	0	118	106	35	27	37	93
1978	San Francisco	13-10	3.31	67	0	0	98	96	41	36	44	63
1979	San Francisco	7-9	2.51	70	0	0	97	86	31	27	42	80
1980	San Francisco	6-8	3.42	62	0	0	100	106	43	38	36	66
1981	San Francisco	2-6	3.82	34	3	0	66	58	33	28	23	45
1982	San Francisco	10-7	2.67	68	0	0	105	97	35	31	29	76
M.L.	Totals	61-59	2.85	514	3	0	793	745	292	251	321	557

SAVES: Career Total (95); 1982 (8); 1981 (4); 1980 (9); 1979 (20); 1978 (14); 1977 (20); 1976 (12); 1975 (8)

M.L. Batting	AVG	AB	H	2B	3B	HR	RBI
— 1982	.154	13	2	1	0	0	2
— Lifetime	.098	92	9	2	0	0	4

ALL-STAR GAME RECORD

Year	Club	W-L	ERA	G	GS	CG	IP	H	R	ER	BB	SO
1977	National	0-0	0.00	1	0	0	2	1	0	0	0	2

CAREER vs. THE NATIONAL LEAGUE

	W-L	ERA	G	IP	H	ER		W-L	ERA	G	IP	H	ER
Atlanta	6-6	2.47	53	73	66	20	Chicago	4-6	2.96	43	67	65	22
Cincinnati	9-8	3.54	70	112	91	44	Montreal	2-4	2.15	32	46	45	11
Houston	8-3	2.79	54	94	84	26	New York	6-1	1.55	39	64	43	11
Los Angeles	2-10	4.62	53	78	94	40	Philadelphia	2-6	4.91	27	33	37	18
San Diego	3-10	2.79	64	87	92	27	Pittsburgh	7-3	1.71	37	63	45	12
S.F.	—	—	—	—	—	—	St. Louis	12-2	2.40	42	75	73	20
N.L. WEST	28-37	3.18	294	444	427	157	N.L. EAST	33-32	2.43	220	348	318	94

RELIEF PITCHERS' SAVE RULE

A pitcher is credited with a Save when he meets all three of the following conditions:

1. He is the finishing pitcher in a game won by his club, and
2. He is not the winning pitcher, and
3. He qualifies under one of the following conditions:
 - a. He enters the game with a lead of no more than three runs and pitches for at least one inning, or
 - b. He enters the game with the potential tying run either on base, at bat, or on deck (that is, the potential tying run is either on base or is one of the first two batsmen he faces), or
 - c. He pitches effectively for at least three innings.



JOHNNIE LeMASTER (INF)

BIRTHDATE: June 19, 1954

BIRTHPLACE: Portsmouth, Ohio

BATS: Right **THROWS:** Right

HEIGHT: 6-2 **WEIGHT:** 180

M.L. SERVICE: 6 years, 71 days

HOW OBTAINED: Signed by Giants scout Hugh Poland

1982 SEASON San Francisco's regular shortstop since 1978, a late August injury prevented Johnnie from completing a strong finish to his fifth full season ... Johnnie missed 21 games between August 8 and September 3 with a pulled right thigh muscle ... Never fully recovered, he batted just .186 during the month of September ... Still finished with a career high 13 stolen bases (in 17 attempts) and his total of 30 RBIs was one shy of his personal single season best ... Continued his torrid hitting against the Mets, batting .385 with one of his two home runs, raising his career average against New York to .324 ... One of the top defensive shortstops in the league, turned in one stretch of committing only one error in 26 contests (May 16-June 13).

PRO CAREER San Francisco's first round selection in the June, 1973, free agent draft ... The sixth player chosen in the country that year ... **1973** — Led Pioneer League shortstops in putouts (106), assists (178), and double plays (32) ... **1975** — Led Pacific Coast League shortstops in assists (489) and double plays (107), and was second in fielding (.95457) by a margin of only .0002 ... Named to PCL All-Star team ... Made M.L. debut with Giants (Sept. 2) hitting an inside-the-park home run in his first at-bat against the Dodgers' Don Sutton at Candlestick ... Became only the 43rd player in Major League history to hit a home run in his first at-bat ... **1976** — PCL All-Star ... **1978** — Had four hits vs. Chicago (May 16) ... **1979** — Hit a career high .254 ... Hit inside-the-park homer off Joe Sambito at Houston (Sept. 8) ... **1980** — Played in a career high 135 games, setting personal bests in triples, total bases, and RBIs ... **1981** — Career high nine-game hitting streak (Sept. 2-11) ... Led Giants in games played.

PERSONAL/MISC. A 1973 graduate of Paintsville High School in Kentucky, Johnnie played baseball, basketball, football, and golf there ... His cousin, Frank LeMaster, is a linebacker with the Philadelphia Eagles ... Married (Debbie, Dec. 29, 1973) ... Two children (Brandi, Amber) ... Lives in Foster City, California.

Johnnie Lee LeMaster

Year	Club	AVG	G	AB	R	H	2B	3B	HR	RBI	BB	SO	SB
1973	Great Falls	.244	70	250	34	61	8	2	2	33	35	71	19
1974	Decatur	.258	104	399	51	103	14	4	3	28	38	84	29
	Fresno	.286	21	84	15	24	3	0	1	4	9	20	1
1975	Phoenix	.292	143	520	75	152	26	8	4	58	34	98	17
	San Francisco	.189	22	74	4	14	4	0	2	9	4	15	2
1976	Phoenix	.247	105	380	60	94	14	5	4	35	37	67	11
	San Francisco	.210	33	100	9	21	3	2	0	9	2	21	2
1977	Phoenix	.314	22	70	12	22	7	2	0	13	14	14	3
	San Francisco	.149	68	134	13	20	5	1	0	8	13	27	2
1978	San Francisco	.235	101	272	23	64	18	3	1	14	21	45	6
1979	San Francisco	.254	108	343	42	87	11	2	3	29	23	55	9
1980	San Francisco	.215	135	405	33	87	16	6	3	31	25	57	0
1981	San Francisco	.253	104	324	27	82	9	1	0	28	24	46	3
1982	San Francisco	.216	130	436	34	94	14	1	2	30	31	78	13
M.L.	Totals	.225	701	2088	185	469	80	16	11	158	143	344	37

GW-RBIs: Career Total (7); 1982 (3); 1981 (2); 1980 (2)

CAREER vs. THE NATIONAL LEAGUE

	AVG	AB	H	HR	RBI		AVG	AB	H	HR	RBI
Atlanta	.236	258	61	1	25	Chicago	.284	134	38	0	11
Cincinnati	.217	230	50	2	13	Montreal	.228	158	36	1	12
Houston	.224	205	46	1	14	New York	.324	142	46	2	14
Los Angeles	.206	214	44	2	25	Philadelphia	.185	168	31	0	4
San Diego	.199	276	55	1	22	Pittsburgh	.216	171	37	0	9
S.F.	—	—	—	—	—	St. Louis	.189	132	25	1	9
N.L. WEST	.216	1183	256	7	99	N.L. EAST	.235	905	213	4	59



**JEFF LEONARD
(OF)**

BIRTHDATE: September 22, 1955

BIRTHPLACE: Philadelphia, Pa.

BATS: Right **THROWS:** Right

HEIGHT: 6-4 **WEIGHT:** 200

M.L. SERVICE: 4 years, 53 days

HOW OBTAINED: Acquired from the Houston Astros organization with Dave Bergman in exchange for Mike Ivie, April 20, 1981

1982 SEASON Tendinitis in his left wrist put a hole in this talented outfielder's season ... Was hitting .295 and leading the club in RBIs when he injured his hand diving for a Tim Lincecum fly ball (April 29) ... Did not bat for the Giants again until July 20 ... In between, he spent 20 days at Phoenix as part of the injury rehabilitation program ... Batted .356 for the triple-A club, but Major League batting eye was slow to return ... Struggled in July (.118) and August (.248) ... Returned to form in the final month of the campaign (.305) ... Finished the season at .259, but hit .333 with runners in scoring position ... Had three homers and 13 RBIs in the season series vs. Los Angeles, including his first career grand slam (April 25) ... Had career high eight-game hitting streak (April 10-20) ... Had a three-hit game for the 16th time in his career (Sept. 13 vs. Cincinnati) ... Saw action at all three outfield positions, and made one start at first base.

PRO CAREER Signed to his first contract by the Los Angeles Dodgers, was not drafted ... **1974** — Named to Northwest League All-Star team ... **1977** — Made M.L. debut, hitting .300 in 11 games with the Dodgers ... **1978** — Returned to Albuquerque where he led all minor league hitters in batting (.365) ... Named PCL Player of the Year ... Dealt to Houston in September with Rafael Landestoy in exchange for Joe Ferguson ... **1979** — Named Sporting News Rookie of the Year after a .290, 23-stolen-base performance with Houston ... **1981** — Traded to Giants after seven games with Astros ... Assigned to Phoenix and hit .401 ... Recalled August 4.

THE GAME WINNING RBI

The National League added the "Game Winning RBI" to its official statistics beginning in the 1980 season. The Game Winning RBI is defined as "the RBI which gives a club the lead it never relinquishes." There does not have to be a Game Winning RBI in every game since the winning run can be scored on an error, wild pitch, balk, etc. The Game Winning RBI will be included in official scorer blanks and will be announced in the press box at the end of each game.

LEONARD *continued*

PERSONAL/MISC. Prepped at Overbrook High School in Pennsylvania, the same school that produced basketball standouts Wilt Chamberlain, Walt Hazzard, and Wali Jones ... Starred at shortstop for Overbrook ... Graduated in 1973 and signed by the Dodgers ... Single ... Lives in Foster City, California.

Jeffrey N. Leonard

Year	Club	AVG	G	AB	R	H	2B	3B	HR	RBI	BB	SO	SB
1973	Bellingham	.278	55	187	30	52	4	3	2	20	18	37	6
1974	Orangeburg	.066	8	15	0	1	0	0	0	1	0	4	0
	Bellingham	.324	78	278	47	90	12	4	3	43	34	57	26
1975	Bakersfield	.278	106	320	44	89	11	3	4	37	31	64	20
1976	Lodi	.330	133	509	93	168	29	9	8	85	60	87	18
	Albuquerque	.296	7	27	2	8	2	1	1	6	0	10	0
1977	San Antonio	.314	122	468	75	147	17	10	12	70	43	54	27
	Los Angeles	.300	11	10	1	3	0	1	0	2	1	4	0
1978	Albuquerque	.365	133	502	111	183	23	14	11	93	70	59	36
	Houston	.385	8	26	2	10	2	0	0	4	1	2	0
1979	Houston	.290	134	411	47	119	15	5	0	47	53	68	23
1980	Houston	.213	88	216	29	46	7	5	3	20	19	46	4
1981	Houston	.167	7	18	1	3	1	1	0	3	0	4	1
	Phoenix	.401	47	187	38	75	17	3	7	45	14	20	18
	San Francisco	.307	37	127	20	39	11	3	4	26	12	21	4
1982	Phoenix	.356	17	59	14	21	5	0	4	12	6	10	2
	San Francisco	.259	80	278	32	72	16	1	9	49	19	65	18
M. L.	Totals	.269	365	1086	132	292	52	16	16	151	105	210	50

GW-RBIs: Career Total (9); 1982 (4); 1981 (1); 1980 (4)

CHAMPIONSHIP SERIES RECORD

Year	Club	AVG	G	AB	R	H	2B	3B	HR	RBI	BB	SO	SB
1980	Houston	.000	3	3	0	0	0	0	0	0	0	2	0

CAREER vs. THE NATIONAL LEAGUE

	AVG	AB	H	HR	RBI		AVG	AB	H	HR	RBI
Atlanta	.301	136	41	2	18	Chicago	.221	68	15	1	5
Cincinnati	.327	147	48	1	20	Montreal	.233	73	17	1	8
Houston	.236	55	13	1	8	New York	.238	84	20	2	10
Los Angeles	.282	142	40	3	30	Philadelphia	.203	64	13	0	2
San Diego	.262	122	32	2	24	Pittsburgh	.179	78	14	1	9
S.F.	.319	72	23	0	6	St. Louis	.356	45	16	2	11
N.L. WEST	.292	674	197	9	106	N.L. EAST	.231	412	95	7	45



RENIE MARTIN (RHP)

BIRTHDATE: August 30, 1955

BIRTHPLACE: Dover, Delaware

BATS: Right **THROWS:** Right

HEIGHT: 6-4 **WEIGHT:** 185

M.L. SERVICE: 3 years, 61 days

HOW OBTAINED: Acquired from Kansas City with Atlee Hammaker, Craig Chamberlain, and Brad Wellman, in exchange for Vida Blue and Bob Tufts, March 30, 1982

1982 SEASON A late March acquisition from Kansas City, Renie completed his first season in the National League ... Opened the campaign in the bullpen, making four relief appearances (0-0, 3.86) ... Optioned to Phoenix (April 22) to receive work as a starter ... Made three such efforts before his recall (May 11) ... Lost first three decisions through May 31 ... Then went 4-1 (June 6-July 8) to even record at

4-4 ... The latter stretch included his only complete game of the season — vs. Cincinnati (June 28) — in which he recorded a career high seven K's ... Strong in the last month of the season with a 2-2, 3.52 mark ... Was 7-10, 4.70 overall as a starter.

PRO CAREER Kansas City's 19th selection in the June, 1977, free agent draft ... Had been drafted the previous year by the Giants ... **1977** — Was 3-1 in first four pro decisions, earning promotion from Sarasota to Daytona Beach ... **1978** — Advanced to Omaha, getting taste of triple-A level ball in second pro year ... **1979** — Opened season at Jacksonville (AA) ... 3-1, 1.00 start earned call to parent club (May 9) ... Optioned back to Omaha (June 13) ... Rejoined Royals (August 28) ... **1980** — First full season in big leagues ... Made first career start (May 10) against Red Sox before national television audience, winning 13-8 decision ... In second big league start carried no-hitter into sixth inning vs. New York (May 13) before Ruppert Jones' single broke up the bid ... Won six of first seven starting decisions ... Was 10-10 overall, 9-9 as a starter ... Appeared in three World Series games vs. Phillies ... **1981** — Returned to bullpen ... Had 0-2, 5.63 mark through May 19, then went 4-3, 1.77 the rest of the way ... That effort aided Royals to second-half title ... Appeared in two of three Division Championship games vs. Oakland, hurled 5.1 innings, yielded just one hit, and struck out two.

PERSONAL/MISC. Graduated from Dover High (Delaware) in 1973 ... Played baseball at the University of Richmond (Virginia) ... Earned B.S. Degree in Finance in 1977 ... Named home state's Athlete of the Year in 1980 ... Married (Maggie, Oct. 23, 1981) ... Lives in Overland Park, Kansas.

Donald Renie Martin

Year	Club	W-L	ERA	G	GS	CG	IP	H	R	ER	BB	SO
1977	Sarasota	3-1	3.48	4	4	2	31	35	13	12	12	19
	Daytona Beach	2-2	2.70	10	0	0	20	16	6	6	7	12
1978	Ft. Myers	3-4	2.06	26	0	0	44	27	19	10	18	29
	Omaha	2-2	3.26	13	0	0	19	16	9	7	9	10
1979	Jacksonville	3-1	1.00	8	0	0	18	10	3	2	4	14
	Omaha	6-2	3.14	33	0	0	63	56	27	22	38	47
	Kansas City	0-3	5.19	25	0	0	35	32	20	20	14	25
1980	Kansas City	10-10	4.39	32	20	2	137	133	84	67	70	68
1981	Kansas City	4-5	2.77	29	0	0	62	55	25	19	29	25
1982	Phoenix	1-2	4.74	3	3	1	19	25	12	10	2	12
	San Francisco	7-10	4.65	29	25	1	141	148	91	73	64	63
N.L. Totals		7-10	4.65	29	25	1	141	148	91	73	64	63
A.L. Totals		14-18	4.07	86	20	2	234	220	129	106	113	118
M.L. Totals		21-28	4.30	115	45	3	375	368	220	179	177	181

SAVES: Career Total (11); 1981 (4); 1980 (2); 1979 (5)
SHUTOUTS: Career Total (0)

		AVG	AB	H	2B	3B	HR	RBI
M.L. Batting	— 1982	.265	49	13	1	1	0	3
	— Lifetime	.265	49	13	1	1	0	3

WORLD SERIES RECORD

Year	Club	W-L	ERA	G	GS	CG	IP	H	R	ER	BB	SO
1980	Kansas City	0-0	2.70	3	0	0	10	11	3	3	3	2

CAREER vs. THE NATIONAL LEAGUE

	W-L	ERA	G	IP	H	ER		W-L	ERA	G	IP	H	ER
Atlanta	1-2	7.50	3	12	15	10	Chicago	1-2	5.06	3	16	17	9
Cincinnati	2-0	1.96	4	23	10	5	Montreal	0-0	18.00	1	2	5	4
Houston	2-0	1.80	4	25	23	5	New York	1-0	5.14	1	7	7	4
Los Angeles	0-3	5.29	4	17	19	10	Philadelphia	0-0	1.38	2	13	12	2
San Diego	0-0	4.09	3	11	14	5	Pittsburgh	0-1	15.00	2	6	13	10
S.F.	—	—	—	—	—	—	St. Louis	0-2	9.00	2	9	13	9
N.L. WEST	5-5	3.58	18	88	81	35	N.L. EAST	2-5	6.45	11	53	67	38



MILT MAY (C)

BIRTHDATE: August 1, 1950
BIRTHPLACE: Gary, Indiana
BATS: Left **THROWS:** Right
HEIGHT: 6-0 **WEIGHT:** 192
M.L. SERVICE: 12 years, 29 days
HOW OBTAINED: Signed as a free agent,
 December 12, 1979

1982 SEASON This 12-year veteran contributed another strong year at the plate ... Played in 114 games, batted 395 times, and scored 29 runs — his highest figures since 1977 ... Posted a career high 19 doubles, and collected over 100 hits for only the second time in his career ... Put together a career high 10-game hitting streak (May 20-June 16) ... Hit Pittsburgh the hardest — .458 with two homers and five RBIs ... Batted .462 as a pinch-hitter (6-for-13) with a home run and two RBIs.

GIANTS 1983 BIRTHDAY CALENDAR

JANUARY	AGE	AUGUST	AGE
3 Gary Lavelle	34	1 Milt May	33
17 Chili Davis	23	8 Alan Fowlkes	25
21 Mike Krukow	31	15 Chris Brown	22
24 Atlee Hammaker	25	17 Jim Davenport	50
26 Joe Pettini	28	17 Brad Wellman	24
		30 Renie Martin	28
FEBRUARY	AGE	31 Frank Robinson	48
2 Don Buford	46		
10 Jim Barr	35	SEPTEMBER	AGE
25 Bob Brenly	29	22 Jeff Leonard	28
		29 Rob Deer	23
MARCH	AGE		
None		OCTOBER	AGE
		8 Mike Chris	26
APRIL	AGE	19 Mark Davis	23
24 Herman Segelke	25	21 Ron Pruitt	32
		25 Andy McGaffigan	27
MAY	AGE	30 Scott Garrelts	22
26 Darrell Evans	36	30 John Van Ornum	44
JUNE	AGE	NOVEMBER	AGE
6 Dave Bergman	30	7 Guy Sularz	28
6 Max Venable	26	10 Jack Clark	28
15 Champ Summers	35	10 Mike Vail	32
19 Duane Kuiper	33	11 Jeff Ransom	23
19 Johnnie LeMaster	29	15 Fred Breining	28
23 John Rabb	23	20 Herm Starrette	45
		21 Tom McCraw	43
JULY	AGE	26 Danny Ozark	65
7 Dan Gladden	26		
26 Greg Minton	32	DECEMBER	AGE
		16 Ted Wilborn	25
		17 Mark Dempsey	26
		20 Bill Laskey	26
		25 Tom O'Malley	23

PRO CAREER Pittsburgh's 11th round pick in the June, 1968, free agent draft ... **1968** — Led Gulf Coast League catchers in putouts (337) ... Named to league All-Star team ... **1969** — Western Carolinas League All-Star ... **1970** — International League All-Star ... Made M.L. debut with Pirates at age 20 ... **1971** — Delivered game-winning pinch-single in Game Four of Bucs' 1971 World Series against Baltimore ... **1972** — Had five-hit game vs. Atlanta (July 7) ... **1973** — Dealt to Houston (Oct. 31) for Jerry Reuss ... **1974** — Batted .289 in first year as a regular ... Led N.L. catchers in fielding (.993) ... **1975** — Hit three-run home run for Houston (May 4) at Candlestick to score Bob Watson with baseball's one millionth run ... Led N.L. catchers in assists (70) ... Swapped to Detroit with Jim Crawford and Dave Roberts (Dec. 6) for Mark Lemongello, Gene Pentz, Terry Humphrey, and Leon Roberts ... **1976** — Caught only six games for Tigers before breaking an ankle chasing a foul pop-up in Oakland (April 20) ... **1979** — Purchased by the White Sox in May ... Signed as a free agent in December by the Giants ... **1980** — Hit third career grand slam off the Cards' Kim Seaman (July 18) ... **1981** — Batted .310, 29 points above his previous single-season best, and posted the best single-season batting average by a Giants catcher in the history of the San Francisco franchise ... Had two or more hits 29 times ... His stolen base against Los Angeles (April 13) was only the second of his career, and first since 1975.

PERSONAL/MISC. The son of Merrill "Pinky" May, an infielder with the Philadelphia Phillies from 1939-43 ... Was a star shortstop at St. Petersburg High School in Florida ... Graduated in 1968 ... Married (Brenda, Aug. 25, 1971) ... Two children (Milton, Jr., Merrily) ... Lives in Bradenton, Florida.

Milton Scott May

Year	Club	AVG	G	AB	R	H	2B	3B	HR	RBI	BB	SO	SB
1968	Bradenton	.241	52	166	21	40	4	0	0	23	30	13	1
1969	Gastonia	.289	85	301	58	87	17	2	11	57	43	41	1
1970	Columbus	.280	111	397	49	111	14	3	21	86	35	49	1
	Pittsburgh	.500	5	4	1	2	1	0	0	2	0	0	0
1971	Pittsburgh	.278	49	126	15	35	1	0	6	25	9	16	0
1972	Pittsburgh	.281	57	139	12	39	10	0	0	14	10	13	0
1973	Pittsburgh	.269	101	283	29	76	8	1	7	31	34	25	0
1974	Houston	.289	127	405	47	117	17	4	7	54	39	33	0
1975	Houston	.241	111	386	29	93	15	1	4	52	26	41	1
1976	Detroit	.280	6	25	2	7	1	0	0	1	0	1	0
1977	Detroit	.249	115	397	32	99	9	3	12	46	26	31	0
1978	Detroit	.250	105	352	24	88	9	0	10	37	27	26	0
1979	Detroit	.273	6	11	1	3	2	0	0	3	1	1	0
	Chicago (AL)	.252	65	202	23	51	13	0	7	28	14	27	0
1980	San Francisco	.266	111	358	27	93	16	2	6	50	25	40	0
1981	San Francisco	.310	97	316	20	98	17	0	2	33	34	29	1
1982	San Francisco	.263	114	395	29	104	19	0	9	39	28	38	0
N.L.	Totals	.272	772	2412	209	657	104	8	41	300	205	236	2
A.L.	Totals	.251	297	987	82	248	34	3	29	115	68	86	0
M.L.	Totals	.266	1069	3399	291	905	138	11	70	415	273	322	2

GW-RBIs: Career Total (19); 1982 (4), 1981 (8), 1980 (7)

CHAMPIONSHIP SERIES RECORD

Year	Club	AVG	G	AB	R	H	2B	3B	HR	RBI	BB	SO	SB
1971	Pittsburgh	.000	1	1	0	0	0	0	0	0	0	0	0
1972	Pittsburgh	.500	1	2	0	1	0	0	0	1	0	0	0
Championship Totals		.333	2	3	0	1	0	0	0	1	0	0	0

WORLD SERIES RECORD

Year	Club	AVG	G	AB	R	H	2B	3B	HR	RBI	BB	SO	SB
1971	Pittsburgh	.500	2	2	0	1	0	0	0	1	0	0	0

CAREER vs. THE NATIONAL LEAGUE

	AVG	AB	H	HR	RBI		AVG	AB	H	HR	RBI
Atlanta	.301	236	71	3	27	Chicago	.305	197	60	5	20
Cincinnati	.280	275	77	5	35	Montreal	.276	232	64	5	28
Houston	.244	180	44	3	20	New York	.183	202	37	3	17
Los Angeles	.221	222	49	2	17	Philadelphia	.267	165	44	1	28
San Diego	.286	217	62	5	30	Pittsburgh	.331	145	48	3	22
S.F.	.296	135	40	4	33	St. Louis	.296	206	61	2	23
N.L. WEST	.271	1265	343	22	162	N.L. EAST	.274	1147	314	19	138



ANDY McGAFFIGAN (RHP)

BIRTHDATE: October 25, 1956
BIRTHPLACE: West Palm Beach, Florida
BATS: Right **THROWS:** Right
HEIGHT: 6-3 **WEIGHT:** 190
M.L. SERVICE: 45 days
HOW OBTAINED: Acquired from the New York Yankees organization with Ted Wilborn, in exchange for Doyle Alexander, March 30, 1982

1982 SEASON The progress of this right-hander was slowed by various injuries but did not prevent him from making a strong impression in September ... Started the season with Phoenix ... Was 1-6 in 18 games for the Pacific Coast League club ... Recorded his only win against Hawaii (June 6) ... Spent six weeks on the Disabled List (late June through early August) with a sore back ... Was 0-2 in his last four games after his return to action, but carried an even 2.00 ERA in his final efforts ... Promoted to Giants in September ... Made N.L. debut with two innings at Houston (Sept. 8) ... Picked up first M.L. win in next outing at Los Angeles (Sept. 25) ... Allowed no earned runs in his eight total innings of work, yielding just five hits and striking out four.

PRO CAREER New York Yankees' sixth selection in the June, 1978, free agent draft ... Previously drafted by the Reds and White Sox ... **1980** — Southern League Pitcher of the Year after 15-5, 2.38 performance ... Led league in ERA and tied circuit record with 12 consecutive wins — eight in relief ... **1981** — Sideline first two months of season with elbow problems ... Won final five decisions before summons by Yankees (Sept. 21) ... Made M.L. debut next day vs. Cleveland in relief.

PERSONAL/MISC. Graduated from Twin Lakes High (West Palm Beach, Florida) in 1974 ... Attended Palm Beach Junior College and Florida Southern College in Lakeland, Florida ... Married (Jill, Jan. 10, 1981) ... Makes off-season home in Plantation, Florida.

Andrew Joseph McGaffigan

Year	Club	W-L	ERA	G	GS	CG	IP	H	R	ER	BB	SO
1978	Oneonta	0-1	4.50	2	2	0	12	14	8	6	9	13
	Ft. Lauderdale	4-5	2.85	11	10	3	66	45	28	21	20	36
1979	West Haven	10-6	3.81	23	23	8	144	136	75	61	54	113
1980	Nashville	15-5	2.38	31	20	6	170	139	62	45	62	125
1981	Columbus	8-6	3.23	17	17	4	103	85	45	37	37	57
	New York (AL)	0-0	2.57	2	0	0	7	5	3	2	3	2
1982	Phoenix	1-6	6.00	18	15	2	96	115	72	64	51	64
	San Francisco	1-0	0.00	4	0	0	8	5	1	0	1	4
N.L.	Totals	1-0	0.00	4	0	0	8	5	1	0	1	4
A.L.	Totals	0-0	2.57	2	0	0	7	5	3	2	3	2
M.L.	Totals	1-0	1.20	6	0	0	15	10	4	2	4	6

SAVES: Career Total (0)

	AVG	AB	H	2B	3B	HR	RBI
M.L. Batting — 1982	.000	1	0	0	0	0	0
— Lifetime	.000	1	0	0	0	0	0



GREG MINTON (RHP)

BIRTHDATE: July 29, 1951

BIRTHPLACE: Lubbock, Texas

BATS: Both **THROWS:** Right

HEIGHT: 6-2 **WEIGHT:** 190

M.L. SERVICE: 5 years, 21 days

HOW OBTAINED: Acquired from the Kansas City Royals organization in exchange for Fran Healy, April 2, 1973

1982 SEASON A record-breaking season for this fireman ... Shattered club marks with 30 saves and 78 appearances, finishing second in the league in both categories ... Was involved in nearly half of the club's wins with his 30 saves and career high 10 victories ... His 74 career saves ranks third on San Francisco's All-Time list ... Did not allow an earned run in first seven appearances (11 innings) of the season ... Struck out a single-game high five batters at St. Louis (June 1) — a feat he had accomplished twice in his career, but not since 1977 ... Named N.L. Player of the Week (July 5-11) with one win and three saves in four appearances ... Made first All-Star Game appearance, working two-thirds of an inning ... Named Giants August Player of the Month after 2-0, seven save, 0.98 ERA performance ... Was 4-0, with 15 saves and a 1.31 ERA in 33 games after the All-Star break ... Included was a stretch of allowing only one earned run over 19 games and 25.2 innings (0.35) from August 3 to September 13, posting two wins and 10 saves in those 19 games.

PRO CAREER Kansas City's third pick in the January, 1970, free agent draft ... **1975** — Before largest crowd ever for an Arizona baseball game (14,766), pitched four-hit shutout as Phoenix defeated Salt Lake City, 6-0 (Aug. 12) ... **1977** — Led Pacific Coast League pitchers in winning percentage (.700) with 14 wins ... **1979** — Earned permanent spot in Giants bullpen ... First season in seven that he spent an entire year with one club ... Finished season with 1.80 ERA, second in league among relievers ... **1981** — Led N.L. pitchers in games finished (44) and was second in saves (21) ... Had hand in 25 of the Giants' 56 wins.

PERSONAL/MISC. Three-sport star (baseball, basketball, football) at San Dieguito High (Cardiff, California) ... In final high school game pitched a perfect game ... Graduated in 1969 ... Attended San Diego Mesa Junior College ... Was squad's MVP his freshman season ... Nicknamed "Moon Man" ... Married (Susan, May 24, 1969) ... Three children (Lorrah, David, Lisa) ... Lives in San Ramon, California.

MINTON'S RECORD STREAK

Greg Minton holds the Major League record for consecutive innings pitched, 269.1, without surrendering a home run — a streak which ran from Sept. 6, 1978 to May 2, 1982. Ironically, it was a catcher that homered on both ends of the streak. In Minton's final 1978 appearance, Joe Ferguson slugged a three-run shot at Los Angeles. Greg then completed three full seasons (1979-81) without allowing a round-tripper, a 255 inning effort. He tacked on an additional 14.1 innings last season before New York's John Stearns connected off him at Candlestick.

Gregory Brian Minton

Year	Club	W-L	ERA	G	GS	CG	IP	H	R	ER	BB	SO
1970	Billings	1-4	3.15	16	2	1	40	37	23	14	16	36
1971	Waterloo	11-6	3.05	27	18	4	124	118	52	42	55	117
1972	San Jose	12-12	3.94	28	28	11	178	182	117	78	77	153
1973	Phoenix	0-0	4.15	6	0	0	13	11	6	6	8	4
	Amarillo	5-11	4.50	38	14	3	122	138	87	61	48	77
1974	Fresno	10-1	2.25	13	13	7	96	85	32	24	18	81
	Amarillo	1-4	5.90	6	6	2	29	42	26	19	10	21
1975	Phoenix	10-6	2.59	42	12	7	177	178	73	51	76	76
	San Francisco	1-1	6.88	4	2	0	17	19	14	13	11	6
1976	San Francisco	0-3	4.85	10	2	0	26	32	18	14	12	7
	Phoenix	4-5	5.59	13	12	0	74	91	57	46	32	31
1977	Phoenix	14-6	4.86	29	20	7	161	188	93	87	70	77
	San Francisco	1-1	4.50	2	2	0	14	14	8	7	4	5
1978	Phoenix	7-4	4.50	14	13	2	92	97	54	46	38	32
	San Francisco	0-1	7.88	11	0	0	16	22	14	14	8	6
1979	San Francisco	4-3	1.80	46	0	0	80	59	25	16	27	33
1980	San Francisco	4-6	2.47	68	0	0	91	81	28	25	34	42
1981	San Francisco	4-5	2.89	55	0	0	84	84	28	27	36	29
1982	San Francisco	10-4	1.83	78	0	0	123	108	29	25	42	58
M.L.	Totals	24-24	2.81	274	6	0	451	419	164	141	176	186

SAVES: Career Total (74); 1982 (30); 1981 (21); 1980 (19); 1979 (4)

	AVG	AB	H	2B	3B	HR	RBI
M.L. Batting — 1982	.176	17	3	1	0	0	1
— Lifetime	.107	56	6	1	0	0	2

ALL-STAR GAME RECORD

Year	Club	W-L	ERA	G	GS	CG	IP	H	R	ER	BB	SO
1982	National	0-0	0.00	1	0	0	0.2	0	0	0	1	0

CAREER vs. THE NATIONAL LEAGUE

	W-L	ERA	G	IP	H	ER		W-L	ERA	G	IP	H	ER
Atlanta	4-5	3.70	36	56	52	23	Chicago	0-1	2.37	24	38	45	10
Cincinnati	3-4	3.39	30	61	68	23	Montreal	1-2	3.38	18	40	33	15
Houston	5-2	1.20	28	45	34	6	New York	2-2	2.33	19	27	22	7
Los Angeles	3-2	4.74	26	38	38	20	Philadelphia	0-2	2.49	19	29	29	8
San Diego	2-2	1.41	30	51	40	8	Pittsburgh	2-0	2.43	23	37	31	10
S.F.	—	—	—	—	—	—	St. Louis	2-2	3.19	21	31	27	11
N.L. WEST	17-15	2.87	150	251	232	80	N.L. EAST	7-9	2.72	124	202	187	61

DOUBLE-HEADER SHUTOUTS

Only four times in San Francisco history have Giant pitchers shutout their opponents in both ends of a double-header. Listed below are those four dates:

April 29, 1962 vs. Chicago Cubs

Jack Sanford (3 hits) over Glenn Hobbie, 7-0
 Billy Pierce (3 hits) over Jack Curtis, 6-0

May 17, 1964 vs. New York Mets

Bob Hendley (3 hits) over Al Jackson, 6-0
 Ron Herbel (7 hits) over Jack Fisher, 1-0

June 4, 1967 vs. New York Mets

Joe Gibbon (4 hits) over Bill Denehy, 7-0
 Mike McCormick (8 hits) over Chuck Estrada, 5-0

July 21, 1974 vs. Montreal Expos

Jim Barr (6 hits) over Steve Renko, 4-0
 John D'Acquisto and Elias Sosa (2 hits) over Steve Rogers, 2-0



TOM O'MALLEY (INF)

BIRTHDATE: December 25, 1960
BIRTHPLACE: Orange, New Jersey
BATS: Left **THROWS:** Right
HEIGHT: 6-0 **WEIGHT:** 180
M.L. SERVICE: 149 days
HOW OBTAINED: Signed by Giants scout Dutch Deutsch

1982 SEASON The youngest player in the National League last season ... Opened the campaign at Phoenix ... Hit .448, while batting safely in 25 of 26 games — including a 22-game hitting streak to open the season ... Recalled May 8, starting at third base that day in New York ... Singled home a run in his second at-bat ... Went 3-for-4 the next day, including his first big league home run off Pat Zachry ... Had four-hit night at Pittsburgh (May 28) ... Put together 15-game hitting streak (July 21-Aug. 8) ... Placed on 21-day disabled list August 16 with a groin pull ... Returned September 6, batting .371 (13-for-35) to close out the season ... Hit over .300 against every N.L. West club except Atlanta ... Batted .287 vs. left-handed pitching ... Was errorless in his last 23 games at third base.

PRO CAREER San Francisco's 16th round selection in the June, 1979, free agent draft ... **1979** — Batted .244 in first pro season with Great Falls ... **1980** — Led California League third basemen in fielding (.936) ... In league's tenth Annual Manager's Poll, Tom was voted the Most Improved Player in the League, having raised his batting average 43 points from the previous season ... **1981** — Ranked second in fielding percentage among Texas League third basemen (.936) ... Played in Texas League All-Star Game, delivering two hits in the contest.

PERSONAL/MISC. Raised in Montoursville, Pennsylvania, O'Malley is the first Major Leaguer out of that city since Dick "Kewpie" Barrett played for the Philadelphia Phillies in 1945 ... Graduated from Montoursville High in 1979 ... Helped lead his baseball team to three consecutive league and valley championships ... Batted over .600 in senior season ... Single ... Still resides in Montoursville.

Thomas Patrick O'Malley

Year	Club	AVG	G	AB	R	H	2B	3B	HR	RBI	BB	SO	SB
1979	Great Falls	.244	42	119	13	29	6	1	1	20	21	14	0
1980	Fresno	.287	122	435	67	125	20	9	3	74	49	55	0
1981	Shreveport	.289	123	467	50	135	23	6	6	53	32	51	2
1982	Phoenix	.448	26	96	23	43	11	1	3	15	11	9	0
	San Francisco	.275	92	291	26	80	12	4	2	27	33	39	0
M.L.	Totals	.275	92	291	26	80	12	4	2	27	33	39	0

GW-RBIs: Career Total (3); 1982 (3)

CAREER vs. THE NATIONAL LEAGUE

	AVG	AB	H	HR	RBI		AVG	AB	H	HR	RBI
Atlanta	.200	45	9	1	6	Chicago	.214	14	3	0	1
Cincinnati	.333	24	8	0	1	Montreal	.174	23	4	0	2
Houston	.304	46	14	0	1	New York	.333	21	7	1	3
Los Angeles	.304	23	7	0	5	Philadelphia	.233	30	7	0	1
San Diego	.310	42	13	0	6	Pittsburgh	.308	13	4	0	1
S.F.	—	—	—	—	—	St. Louis	.400	10	4	0	0
N.L. WEST	.283	180	51	1	19	N.L. EAST	.261	111	29	1	8



JOE PETTINI (INF)

BIRTHDATE: January 26, 1955

BIRTHPLACE: Wheeling, West Virginia

BATS: Right **THROWS:** Right

HEIGHT: 5-9 **WEIGHT:** 165

M.L. SERVICE: 1 year, 130 days

HOW OBTAINED: Purchased from the Montreal Expos organization, March 14, 1980

1982 SEASON For the third consecutive season, this versatile infielder split time between Phoenix and San Francisco ... Opened the season with the parent club, but appeared in just five games (four at-bats) before being optioned to the Pacific Coast League club (April 22) ... Proceeded to bat a career high .325 for Phoenix, including .333 (60-for-180) in the final half of the season ... Hit for the cycle vs. Tacoma (Aug. 2) ... Recalled by the Giants Aug. 15 ... Made eight straight starts at shortstop, committing only two errors in 36 chances ... Also saw duty at third base and as a pinch-runner.

PRO CAREER Signed to first contract by Montreal in 1977, was not drafted ... **1979** — First year at triple-A level ... Led American Association shortstops in assists (413) and double plays (87) ... **1980** — Player chosen to fill roster spot vacated by Willie McCovey upon his retirement in July ... Made M.L. debut July 12 at Candlestick, rapping an RBI single in first at-bat ... Hit only M.L. homer off Willie Hernandez in Chicago (July 23) ... Had four hits vs. New York (Aug. 31) ... Had six-game hitting streak (Sept. 22-27) ... Participated in all-rookie triple play (Oct. 3) — Guy Sularz to Pettini to Rich Murray vs. San Diego ... Named shortstop on Baseball Digest's All-Rookie team ... **1981** — Opened campaign at Phoenix ... Recalled May 11 ... Saw action at second, short, and third.

PERSONAL/MISC. Graduated by Brooke High (Wellsburg, West Virginia) in 1973 ... Obtained B.A. Degree in Education from Mercer University (Macon, Georgia) in 1977 ... Married (Barbara, Nov. 21, 1981) ... Lives in Windsor Heights, West Virginia.

Joseph Paul Pettini

Year	Club	AVG	G	AB	R	H	2B	3B	HR	RBI	BB	SO	SB
1977	Sarasota	.357	4	14	3	5	0	0	0	1	2	4	4
	Jamestown	.305	56	210	47	64	6	1	3	26	32	19	11
	W. Palm Beach	.000	1	3	0	0	0	0	0	0	1	3	0
1978	Memphis	.245	113	355	52	87	14	3	0	25	34	47	15
1979	Denver	.294	132	446	70	131	21	6	4	46	58	65	11
1980	Phoenix	.282	85	344	52	97	16	4	2	32	33	55	15
	San Francisco	.232	63	190	19	44	3	1	1	9	17	33	5
1981	Phoenix	.244	21	85	13	21	5	0	0	5	3	15	10
	San Francisco	.069	35	29	3	2	1	0	0	2	4	5	1
1982	Phoenix	.325	80	305	51	99	21	3	9	46	34	27	16
	San Francisco	.205	29	39	5	8	1	0	0	2	3	4	0
M.L. Totals		.209	127	258	27	54	5	1	1	13	24	42	6

GW-RBIs: Career Total (0)

CAREER vs. THE NATIONAL LEAGUE

	AVG	AB	H	HR	RBI		AVG	AB	H	HR	RBI
Atlanta	.238	21	5	0	0	Chicago	.333	27	9	1	3
Cincinnati	.233	30	7	0	1	Montreal	.125	16	2	0	0
Houston	.179	28	5	0	0	New York	.308	13	4	0	3
Los Angeles	.231	26	6	0	1	Philadelphia	.250	12	3	0	1
San Diego	.135	37	5	0	2	Pittsburgh	.167	24	4	0	1
S.F.	—	—	—	—	—	St. Louis	.167	24	4	0	1
N.L. WEST	.197	142	28	0	4	N.L. EAST	.224	116	26	1	9



RON PRUITT (C-OF)

BIRTHDATE: October 21, 1951

BIRTHPLACE: Flint, Michigan

BATS: Right **THROWS:** Right

HEIGHT: 6-0 **WEIGHT:** 185

M.L. SERVICE: 6 years, 5 days

HOW OBTAINED: Signed as a free agent, February 16, 1982

1982 SEASON Ron made the most of his two Giants hits last season ... His first came vs. Houston (Sept. 30) — a two-out, two-run bloop single in the bottom of the ninth to give the Giants a 7-6 win ... The other was a double vs. Los Angeles (Oct. 2) ... The versatile Pruitt spent the majority of the season with Phoenix ... Batted a pro career high .317 ... He was hitting just .267 in June, but collected 52 hits in his final 152 at-bats (.342) ... Promoted to Giants September 1.

PRO CAREER Texas' second selection in the June, 1972, free agent draft ... **1974** — Led Eastern League catchers in putouts (577), assists (80), and double plays (13) ... Had career high 15 homers and 77 RBIs ... League All-Star ... **1975** — Made M.L. debut with Rangers (June 22), catching Gaylord Perry ... Traded to Cleveland with Stan Bahnsen (Dec. 9) for John Ellis ... **1976** — First full season in the big leagues ... Collected four hits against Kansas City (July 28) ... Hit first M.L. homer against Minnesota (Aug. 6) ... **1979** — Batted .283, 43 points above his 1978 output, including .341 with men in scoring position ... **1980** — Hitting .306 after 23 games when traded to White Sox (June 14) for Alan Bannister ... **1981** — Released by Chicago in April and resigned by Cleveland.

PERSONAL/MISC. A three sport standout (baseball, basketball, football) at Flint Central High in Michigan ... Graduated in 1968 ... Attended Michigan State University for four years, majoring in Physical Education ... Married (Lorraine, Sept. 15, 1972) ... Two children (Stacy, Natalie) ... Lives in Hinckley, Ohio.

Ronald Ralph Pruitt

Year	Club	AVG	G	AB	R	H	2B	3B	HR	RBI	BB	SO	SB
1972	Denver	.216	60	167	22	36	5	0	5	24	26	34	1
1973	Spokane	.277	112	372	68	103	22	7	8	55	56	68	5
1974	Pittsfield	.267	129	415	74	111	28	2	15	77	94	53	3
1975	Spokane	.277	77	271	51	75	10	3	9	42	50	14	0
	Texas	.176	14	7	2	3	0	0	0	0	3	0	0
1976	Cleveland	.267	47	86	7	23	1	1	0	5	16	8	2
1977	Toledo	.250	15	48	5	12	2	0	1	3	8	7	3
	Cleveland	.288	78	219	29	63	10	2	2	32	28	22	2
1978	Cleveland	.235	71	185	17	44	6	1	6	17	16	20	2
1979	Cleveland	.283	64	166	23	47	7	0	2	21	19	21	2
1980	Cleveland	.306	23	36	1	11	1	0	0	4	4	6	0
	Chicago (AL)	.300	33	70	8	21	2	0	2	11	8	7	0
1981	Charleston	.295	40	105	17	31	5	1	3	13	32	13	2
	Cleveland	.000	5	9	0	0	0	0	0	0	1	2	0
1982	Phoenix	.320	73	225	38	72	16	2	10	37	29	30	3
	San Francisco	.500	5	4	1	2	1	0	0	2	1	1	0
N.L.	Totals	.500	5	4	1	2	1	0	0	2	1	1	0
A.L.	Totals	.268	335	790	87	212	27	4	12	90	92	89	9
M.L.	Totals	.270	340	794	88	214	28	4	12	92	93	90	9

GW-RBIs: Career Total (1); 1982 (1)



JOHN RABB (C)

BIRTHDATE: June 23, 1960

BIRTHPLACE: Los Angeles, California

BATS: Right **THROWS:** Right

HEIGHT: 6-1 **WEIGHT:** 180

M.L. SERVICE: 31 days

HOW OBTAINED: Signed by Giants scout George Genovese

1982 SEASON After four productive minor league seasons, this 22-year-old catcher got his first taste of Major League action at the close of the campaign ... His first big league hit was a triple off the Dodgers' Dave Stewart (Oct. 2) ... Opened '82 at Phoenix ... Got off to a quick start, hitting around .300 through May ... Threw out four potential base stealers in game vs. Vancouver (April 24) ... Finished with a career high 22 home runs, giving him a total of 76 over four years ... Named to Pacific Coast League All-Star team.

PRO CAREER San Francisco's 11th round selection in the June, 1978, free agent draft ... **1978** — Voted Great Falls' MVP in balloting among fans ... **1979** — Third in Midwest League in RBIs, fifth in homers, and named to circuit's All-Star team ... **1980** — Led Fresno in homers and RBIs ... Led California League receivers in putouts (661) and was second in fielding percentage (.985) ... Voted Catcher with the Best Arm in annual poll of league managers ... **1981** — Improved 1980 batting average 33 points ... Had .970 fielding percentage, tied for Texas League lead in double plays (6) and threw out 24 base runners ... Season came to abrupt end when he suffered fractured right hand (Aug. 18) after being struck by a pitch in a game against Tulsa.

PERSONAL/MISC. Baseball and football standout at George Washington High in Los Angeles, graduating in 1978 ... Married (Demitris, April 3, 1982) ... Lives in Los Angeles, California.

John Andrew Rabb

Year	Club	AVG	G	AB	R	H	2B	3B	HR	RBI	BB	SO	SB
1978	Great Falls	.283	54	184	32	52	5	3	8	32	15	40	7
1979	Cedar Rapids	.264	125	447	63	118	19	1	19	90	36	75	7
1980	Fresno	.243	128	395	69	96	21	2	19	80	80	89	11
1981	Shreveport	.276	102	355	51	98	16	2	16	58	26	88	8
1982	Phoenix	.279	119	412	66	115	27	2	22	73	41	81	4
	San Francisco	.500	2	2	0	1	0	1	0	0	0	1	0
M. L.	Totals	.500	2	2	0	1	0	1	0	0	0	1	0

GW-RBIs: Career Total (0)

ROOKIE RULE

The Baseball Writers Association of America considers a player a rookie unless during the previous season or seasons he has (a) exceeded 130 at bats or 50 innings pitched in the major leagues; or (b) accumulated more than 45 days on the active roster of a Major League club (excluding military service), during the 25-player limit. The 25-player limit is in effect from Opening Day through August 31. Players on the 1983 Giants roster who are eligible for rookie status are: Chris Brown, Mark Davis, Rob Deer, Mark Dempsey, Scott Garrelts, Dan Gladden, Andy McGaffigan, John Rabb, Herman Segelke, and Brad Wellman.



JEFF RANSOM

(C)

BIRTHDATE: November 11, 1960

BIRTHPLACE: Fresno, California

BATS: Right **THROWS:** Right

HEIGHT: 5-11 **WEIGHT:** 185

M.L. SERVICE: 92 days

HOW OBTAINED: Signed by Giants scout Eddie Montague

1982 SEASON Appeared in 15 games for the Giants in 1982, but his assignments occurred when the Giants needed him most ... With Bob Brenly on the D.L. and Milt May nursing a sore shoulder, Jeff made 11 straight starts behind the plate (April 21-May 4) ... Had seven hits during that span and committed only one error ... Optioned to Shreveport June 1 to allow him every day play ... Clouted a career high 10 home runs for the Captains ... Had a .993 fielding percentage, third among league catchers ... Also played 19 games in the outfield.

PRO CAREER San Francisco's fifth selection in the June, 1978, free agent draft ... **1980** — Reached personal highs in almost every offensive category ... Played in more games than any other Texas League catcher, leading the league's receivers in putouts (618), total chances (726), double plays (13), and runners caught stealing (53) ... **1981** — Abandoned switch-hitting efforts, concentrating on the right side ... Made M.L. debut Sept. 5 ... Started the last three games of the year for the Giants.

PERSONAL/MISC. A three sport star (baseball, football, basketball) at Berkeley High in California ... Graduated in 1978 ... Had signed letter of intent to enroll in the University of California, Berkeley, prior to inking with the Giants ... Single ... Lives in Berkeley, California.

Jeffrey Dean Ransom

Year	Club	AVG	G	AB	R	H	2B	3B	HR	RBI	BB	SO	SB
1978	Fresno	.250	26	72	13	18	3	1	2	13	28	28	1
1979	Fresno	.255	62	216	29	55	7	1	4	22	32	47	2
	Shreveport	.276	43	145	10	40	6	1	0	14	7	20	0
1980	Shreveport	.264	124	394	38	104	14	2	0	39	48	49	3
1981	Phoenix	.232	108	358	45	83	12	4	3	39	39	72	1
	San Francisco	.267	5	15	2	4	1	0	0	0	1	1	0
1982	San Francisco	.159	15	44	5	7	0	0	0	3	6	7	0
	Shreveport	.235	76	238	33	56	7	2	10	36	38	58	4
M.L.	Totals	.186	20	59	7	11	1	0	0	3	7	8	0

GW-RBIs: Career Total (0)

CAREER vs. THE NATIONAL LEAGUE

	AVG	AB	H	HR	RBI		AVG	AB	H	HR	RBI
Atlanta	—	—	—	—	—	Chicago	.000	1	0	0	0
Cincinnati	—	—	—	—	—	Montreal	.300	10	3	0	2
Houston	.000	1	0	0	0	New York	.167	12	2	0	1
Los Angeles	.111	9	1	0	0	Philadelphia	.000	3	0	0	0
San Diego	.238	21	5	0	0	Pittsburgh	.000	2	0	0	0
S.F.	—	—	—	—	—	St. Louis	—	—	—	—	—
N.L. WEST	.194	31	6	0	0	N.L. EAST	.179	28	5	0	3



HERMAN SEGELKE (RHP)

BIRTHDATE: April 24, 1958

BIRTHPLACE: San Mateo, California

BATS: Right **THROWS:** Right

HEIGHT: 6-4 **WEIGHT:** 200

M.L. SERVICE: 25 days

HOW OBTAINED: Acquired from Chicago Cubs organization in exchange for Al Hargesheimer, October 15, 1982

1982 SEASON A six-year member of the Cubs' farm system, Herman opened the season with the parent club ... He made his M.L. debut vs. Cincinnati (April 7) with one inning of work ... Made two other appearances before being optioned to Iowa (May 9) ... Finished the season with the triple-A club ... Was 7-9 in 27 games, 17 starts.

PRO CAREER Chicago's first selection in the June, 1976, free agent draft, the seventh player chosen in the country ... **1979** — Led Midland in wins (13) and innings pitched (184) ... **1980** — Made transition from starter to reliever ... Led Midland in saves (11) and was second in strikeouts (88) ... **1981** — Elevated to triple-A level ... Had 5-7 record in 38 games.

PERSONAL/MISC. A Northern California native ... In football, won the National Punt, Pass and Kick competition for his age group at 1968 Pro Bowl Game in the Orange Bowl ... Attended El Camino High (South San Francisco) ... Tossed no-hitter against San Mateo in first start of senior season after 10-month layoff due to tendinitis ... 20 Major League scouts were in attendance ... Was 11-2 with a 1.60 ERA while averaging 12 K's per game in senior season ... Graduated in 1976 ... Married (Karen, July 4, 1979) ... One child (Brian) ... Lives in South San Francisco, California.

Herman Neils Segelke

Year	Club	W-L	ERA	G	GS	CG	IP	H	R	ER	BB	SO
1976	Bradenton	3-2	2.20	8	8	2	45	33	16	11	26	31
1977	Pompano Beach	13-8	4.46	24	19	6	117	128	69	58	48	60
1978	Midland	8-8	4.61	24	21	6	143	159	92	73	95	58
1979	Midland	13-8	5.23	29	26	9	184	227	116	107	83	81
1980	Midland	7-10	4.74	47	12	2	129	155	92	68	63	88
1981	Iowa	5-7	5.97	38	7	1	107	141	81	71	47	65
1982	Chicago (NL)	0-0	8.31	3	0	0	4	6	4	4	6	4
	Iowa	7-9	5.92	27	17	0	117	131	88	77	76	64
M.L.	Totals	0-0	8.31	3	0	0	4	6	4	4	6	4

SAVES: Career Total (0)

QUALIFYING MARKS

FOR A BATTING CHAMPIONSHIP — highest average and 502 or more plate appearances.

FOR A PITCHING CHAMPIONSHIP — lowest ERA and 162 or more innings pitched.



GUY SULARZ (INF)

BIRTHDATE: November 7, 1955
BIRTHPLACE: Minneapolis, Minnesota
BATS: Right **THROWS:** Right
HEIGHT: 5-11 **WEIGHT:** 165
M.L. SERVICE: 1 year, 69 days
HOW OBTAINED: Signed by Giants scout George Genovese

1982 SEASON For the third straight year, Guy split the season between San Francisco and Phoenix, but this time was around for a career high 63 big league games ... Saw duty at second, short, and third, while being utilized as both a pinch-hitter and pinch-runner ... Batted .228 overall, but .296 with runners in scoring position ... Posted a single-game high three hits at San Diego (April 21) ... Notched first career game-winning RBI vs. Pittsburgh (May 18) ... Optioned to Phoenix (August 4) batting .436 in nine games for the Pacific Coast League club ... Recalled Aug. 16 ... Then made seven straight starts at shortstop, committing only one error.

PRO CAREER San Francisco's tenth selection in the June, 1974, free agent draft ... **1976** — California League All-Star ... **1978** — Set modern PCL record for double plays by a shortstop (131) while leading the circuit in fielding percentage (.962), putouts (229), and assists (471) ... **1980** — Made M.L. debut with Giants, starting 23 games for San Francisco ... Five game hitting streak (Sept. 24-30) ... Participated in an all-rookie triple play — Sularz to Joe Pettini to Rich Murray vs. San Diego (Oct. 3) ... **1981** — Batted .324 for Phoenix, 22 points above his previous single-season best ... Led PCL third basemen in assists (313), total chances (433) and double plays (32) ... Named to league All-Star team.

PERSONAL/MISC. All-League and All-Los Angeles baseball standout at North Hollywood High (California) ... Graduated in 1974 ... Single ... Lives in Woodland Hills, California.

Guy Patrick Sularz

Year	Club	AVG	G	AB	R	H	2B	3B	HR	RBI	BB	SO	SB
1974	Great Falls	.228	47	92	24	21	3	0	1	12	22	22	4
1975	Fresno	.283	92	293	46	83	16	2	1	28	47	42	5
1976	Fresno	.272	134	497	87	135	22	5	0	60	87	58	6
1977	Waterbury	.273	134	491	64	134	22	5	1	52	38	64	1
1978	Phoenix	.302	130	463	67	140	24	7	2	63	45	47	11
1979	Phoenix	.294	144	521	79	153	23	4	2	68	65	63	14
1980	Phoenix	.275	88	306	44	84	17	0	2	26	32	34	5
	San Francisco	.246	25	65	3	16	1	1	0	3	9	6	1
1981	Phoenix	.324	132	515	86	167	17	8	2	56	46	37	24
	San Francisco	.200	10	20	0	4	0	0	0	2	2	4	0
1982	Phoenix	.436	9	39	8	17	0	1	1	7	4	0	1
	San Francisco	.228	63	101	15	23	3	0	1	7	9	11	3
M.L.	Totals	.231	98	186	18	43	4	1	1	12	20	21	4

GW-RBIs: Career Total (1); 1982 (1)

CAREER vs. THE NATIONAL LEAGUE

	AVG	AB	H	HR	RBI		AVG	AB	H	HR	RBI
Atlanta	.250	24	6	0	0	Chicago	.357	14	5	1	3
Cincinnati	.300	10	3	0	0	Montreal	.222	9	2	0	0
Houston	.150	20	3	0	0	New York	.000	3	0	0	0
Los Angeles	.250	24	6	0	2	Philadelphia	.111	9	1	0	0
San Diego	.277	47	13	0	6	Pittsburgh	.222	18	4	0	1
S.F.	—	—	—	—	—	St. Louis	.000	8	0	0	0
N.L. WEST	.248	125	31	0	8	N.L. EAST	.197	61	12	1	4



CHAMP SUMMERS (OF)

BIRTHDATE: June 15, 1948

BIRTHPLACE: Bremerton, Washington

BATS: Left **THROWS:** Right

HEIGHT: 6-2 **WEIGHT:** 205

M.L. SERVICE: 7 years, 50 days

HOW OBTAINED: Acquired from the Detroit Tigers organization in exchange for Enos Cabell and cash considerations, March 4, 1982

1982 SEASON After a 2½-year hiatus, Champ returned to the National League to give the Giants needed bench strength ... Was deadly as a pinch-hitter, batting .322 (10-for-31) with two homers and 11 RBIs ... Hit two-run pinch-hit homer in first Candlestick Park at-bat (April 14) vs. San Diego ... Hit another pinch-homer (the tenth of his career) vs. Atlanta (June 12), a three-run blast ... Batted .412 over the final two months of the season ... Finished at .248 overall, 39 points above his N.L. career average.

1983 MILESTONES

Several San Francisco Giants are on the verge of personal milestones in their Major League careers. Among the plateaus that are within reach in 1983 are:

JIM BARR NEEDS

- 4 wins for 100
- 28 innings pitched for 2000
- 44 games for 450
- 56 strikeouts for 750

JACK CLARK NEEDS

- 15 RBIs for 500
- 18 home runs for 150
- 18 runs scored for 500
- 148 games for 1000
- 163 hits for 1000

DARRELL EVANS NEEDS

- 18 home runs for 250
- 38 runs scored for 900
- 38 hits for 1500
- 72 RBIs for 900
- 89 games for 1800
- 175 at-bats for 6000

DUANE KUIPER NEEDS

- 107 games for 1000
- 153 hits for 1000

MIKE KRUKOW NEEDS

- 12 wins for 70
- 17 games for 200
- 124 strikeouts for 800

GARY LAVELLE NEEDS

- 5 saves for 100
- 9 wins for 70
- 43 strikeouts for 600

JOHNNIE LeMASTER NEEDS

- 31 hits for 500
- 99 games for 800

MILT MAY NEEDS

- 95 hits for 1000
- 101 at-bats for 3500

GREG MINTON NEEDS

- 9 innings pitched for 500
- 26 saves for 100
- 26 games for 300

PRO CAREER Signed to first contract by the Oakland A's, was not drafted ... **1973** — Hit .333 in first season at the triple-A level ... **1974** — Made M.L. debut with A's in September ... Pinch-hit for Reggie Jackson in first M.L. at-bat ... **1975** — Traded to Cubs (April 29) to complete deal that sent Jim Todd to Oakland ... **1976** — First full season in the Majors ... **1977** — Dealt to Cincinnati (Feb. 16) for Dave Schneck ... Used mostly as pinch-hitter for Reds ... Seven of 13 hits went for extra bases ... **1978** — Returned to triple-A level at Indianapolis ... Batted .368 while leading league in home runs (34) and RBIs (124) ... Effort earned him American Association MVP honors, The Sporting News' selection as the Minor League Player of the Year, and a permanent promotion to the Majors ... **1979** — Sent to Detroit (May 25) in exchange for Sheldon Burnside ... Led A.L. in home run frequency with one in every 12.3 times at-bat ... **1980** — Set personal highs in games, at-bats, runs, and hits ... Had four hits for the second time in career (April 17) vs. Boston ... That started a career high 17-game hitting streak (April 17 to May 7) ... **1981** — Had 21 RBIs (including five "gamers") in 64 games for Detroit.

PERSONAL/MISC. Graduated by Madison High School in Illinois in 1965 ... As a teenager he once defeated Jimmy Connors in a singles tennis match ... Attended Nichols State University in Illinois ... Served in U.S. Army (Paratroops) from 1968-70 ... Saw service in Vietnam and was in combat at Pleiku ... Graduated from Southern Illinois University-Edwardsville with B.S. Degree in Education in 1972 ... Did not play baseball until senior year in college ... Played four years of college basketball and almost signed a contract with Memphis Tams of the old ABA ... Did not play football but was offered a tryout by the Dallas Cowboys ... Married (Barbara, July 3, 1971) ... One child (Leisa) ... Lives in Tempe, Arizona.

John J. Summers, Jr.

Year	Club	AVG	G	AB	R	H	2B	3B	HR	RBI	BB	SO	SB
1971	Coos Bay	.252	65	222	36	56	8	5	3	34	22	45	8
1972	Burlington	.308	97	273	43	84	20	0	10	54	33	55	6
1973	Tucson	.333	94	288	49	96	15	5	8	45	27	46	3
1974	Tucson	.263	94	334	49	88	13	6	10	59	43	51	7
	Oakland	.125	20	24	2	3	1	0	0	3	1	5	0
1975	Tucson	.315	17	54	5	17	0	2	0	6	7	9	1
	Chicago (NL)	.231	76	91	14	21	5	1	1	16	10	13	0
1976	Chicago (NL)	.206	83	126	11	26	2	0	3	13	13	31	0
1977	Cincinnati	.171	59	76	11	13	4	0	3	6	6	16	0
1978	Indianapolis	.368	132	462	98	170	25	5	34	124	81	57	11
	Cincinnati	.257	13	35	4	9	2	0	1	3	7	4	2
1979	Cincinnati	.200	27	60	10	12	2	1	1	11	13	15	0
	Detroit	.313	90	246	47	77	12	1	20	51	40	33	7
1980	Detroit	.297	120	347	61	103	19	1	17	60	52	52	4
1981	Detroit	.255	64	165	16	42	8	0	3	21	19	35	1
1982	San Francisco	.248	70	125	15	31	5	0	4	19	16	17	0
N.L.	Totals	.218	328	513	65	112	20	2	13	68	65	96	3
A.L.	Totals	.289	294	782	126	225	40	2	40	135	112	125	12
M.L.	Totals	.260	622	1295	191	337	60	4	53	203	177	221	15

GW-RBIs: Career Total (11); 1982 (2); 1981 (5); 1980 (4)

CAREER vs. THE NATIONAL LEAGUE

	AVG	AB	H	HR	RBI		AVG	AB	H	HR	RBI
Atlanta	.264	53	14	2	9	Chicago	.150	20	3	0	2
Cincinnati	.243	37	9	0	5	Montreal	.244	41	10	2	6
Houston	.262	65	17	4	14	New York	.104	29	3	0	3
Los Angeles	.177	62	11	0	5	Philadelphia	.182	44	8	2	7
San Diego	.225	40	9	1	4	Pittsburgh	.267	45	12	0	6
S.F.	.139	36	5	2	3	St. Louis	.268	41	11	0	4
N.L. WEST	.222	293	65	9	40	N.L. EAST	.214	220	47	4	28



MIKE VAIL (OF)

BIRTHDATE: November 10, 1951

BIRTHPLACE: San Francisco, Ca.

BATS: Right **THROWS:** Right

HEIGHT: 6-0 **WEIGHT:** 190

M.L. SERVICE: 7 years, 25 days

HOW OBTAINED: Acquired from Cincinnati Reds organization in exchange for Rich Gale, January 5, 1983

1982 SEASON A lifetime .283 in seven-plus big league seasons, Mike's batting stroke showed signs of returning in '82 after a poor 1981 effort ... Batted .254 in his second season with Cincinnati, a full 93 points above his previous season output ... Was particularly effective against Houston (.429) and Montreal (.400) ... Batted .276 (8-for-29) as a pinch-hitter with nine RBIs ... Appeared in 52 games in the outfield, committing only one error ... Rejoins Frank Robinson who he played for in the Puerto Rican Winter League in 1979.

PRO CAREER St. Louis' first selection in the January, 1971, free agent draft, secondary phase ... Previously drafted by Dodgers but did not sign ... Originally a third baseman but converted to outfield ... **1973** — Led California League outfielders in assists (23) ... **1974** — Dealt to Mets with Jack Heidemann in exchange for Teddy Martinez (Dec. 11) ... **1975** — International League Player of the Year ... Led circuit in hitting (.342), slugging percentage (.494) and triples (9) ... Summoned to New York Mets (Aug. 17) ... Had four hits in third big league start (Aug. 25) vs. San Diego ... That started 23-game hitting streak (Aug. 25-Sept. 19), tying the N.L. rookie record and falling just three shy of the M.L. freshman mark ... Hit home run in first Shea Stadium at-bat (Sept. 1) vs. Pittsburgh ... **1976** — Suffered dislocated right ankle playing basketball in winter and was on D.L. until June 15 ... **1977** — Hit career high eight home runs ... Started 69 games and batted .351 vs. southpaw pitching ... **1978** — Sold to Cleveland (March 25) ... Opened season in Portland (triple-A) ... Recalled in May and appeared in 14 games for Indians before being traded to Cubs (June 15) for Joe Wallis ... Hit .333 in 74 games for Chicago ... **1979** — Hit .335 in 87 games, including .333 with runners in scoring position ... Hit grand slam vs. former Met teammates (June 30) ... **1980** — Hit .298, giving him .317 average in two and a half seasons with Cubs, including 34 RBIs on 35 pinch-hits ... Had sixth four-hit game of career (May 30) vs. Philadelphia ... Traded to Cincinnati (Dec. 12) for Hector Cruz ... **1981** — Batted only 31 times, all but three in pinch-hitting assignments ... Primarily an outfielder throughout his career, Mike has played three games at third base.

NATIVE SAN FRANCISCANS

Only four native San Franciscans have ever played for the San Francisco Giants. The rare quartet are catcher John Boccabella (1974), third baseman Alan Gallagher (1970-73) and Ken Reitz (1976), and current Giants pitcher Fred Breining (1980-present). NOTE: Mike Vail will become the fifth native San Franciscan once he appears in a 1983 Giants game.

PERSONAL/MISC. Mike will become the fifth native San Franciscan to ever play for the San Francisco franchise ... Graduated by Archbishop Mitty High (San Jose, Ca.) in 1970 ... Played baseball at and earned A.A. Degree from De Anza Junior College (Cupertino, Ca.) ... Married (Laurie, Oct. 9, 1976) ... Two children (Christopher, Lauren) ... Lives in Palm Harbor, Florida ... Owns a home video store in Palm Harbor.

Michael Lewis Vail

Year	Club	AVG	G	AB	R	H	2B	3B	HR	RBI	BB	SO	SB
1971	Sarasota	.253	35	95	6	24	4	1	0	17	6	16	0
1972	Modesto	.235	42	136	15	32	5	0	4	17	17	44	4
	Cedar Rapids	.243	61	202	19	49	7	1	7	37	17	38	6
1973	Modesto	.185	19	65	4	12	6	0	1	7	2	12	1
	Arkansas	.278	134	479	81	133	31	9	15	80	53	105	9
1974	Modesto	.357	62	221	37	79	15	3	7	41	34	42	4
	Arkansas	.314	73	261	31	82	7	4	8	35	16	53	1
1975	Tidewater	.342	115	409	53	140	23	9	7	79	34	74	3
	New York (NL)	.302	38	162	17	49	8	1	3	17	9	37	0
1976	New York (NL)	.217	53	143	8	31	5	1	0	9	6	19	0
1977	New York (NL)	.262	108	279	29	73	12	1	8	35	19	58	0
1978	Portland	.393	14	56	10	22	2	0	4	19	2	10	0
	Cleveland	.235	14	34	2	8	2	1	0	2	1	9	1
	Chicago (NL)	.333	74	180	15	60	6	2	4	33	3	24	0
1979	Chicago (NL)	.335	87	179	28	60	8	2	7	35	14	27	0
1980	Chicago (NL)	.298	114	312	30	93	17	2	6	47	14	77	2
1981	Cincinnati	.161	31	31	1	5	0	0	0	3	0	9	0
1982	Cincinnati	.254	78	189	9	48	10	1	4	29	6	33	0
N.L.	Totals	.284	583	1475	137	419	66	10	32	208	71	284	2
A.L.	Totals	.235	14	34	2	8	2	1	0	2	1	9	1
M.L.	Totals	.283	597	1509	139	427	68	11	32	210	72	293	3

GW-RBIs: Career Total (5); 1982 (3); 1980 (2)

CAREER vs. THE NATIONAL LEAGUE

	AVG	AB	H	HR	RBI		AVG	AB	H	HR	RBI
Atlanta	.294	85	25	2	16	Chicago	.320	50	16	2	8
Cincinnati	.231	78	18	2	12	Montreal	.310	184	57	6	28
Houston	.278	72	20	1	13	New York	.259	112	29	3	17
Los Angeles	.262	145	38	2	15	Philadelphia	.284	211	60	5	27
San Diego	.265	136	36	1	18	Pittsburgh	.317	167	53	5	20
S.F.	.311	103	32	1	15	St. Louis	.265	132	35	2	19
N.L. WEST	.273	619	169	9	89	N.L. EAST	.292	856	250	32	119



**MAX VENABLE
(OF)**

BIRTHDATE: June 6, 1957

BIRTHPLACE: Phoenix, Arizona

BATS: Left **THROWS:** Right

HEIGHT: 5-10 **WEIGHT:** 185

M.L. SERVICE: 2 years, 82 days

HOW OBTAINED: Drafted from the Los Angeles Dodgers organization December 4, 1978

1982 SEASON Appendicitis hampered this talented speedster in '82 ... Underwent an appendectomy April 20 in San Diego and did not return to the Giants lineup until June 1 ... In between played eight games for Phoenix as part of the rehabilitation program ... Strung together a career-high eight-game hitting streak (June 20-30) ... Was used as a pinch-runner 12 times during the campaign, scoring eight runs ... Committed only one error in 52 games in the outfield ... Started at all three outfield positions.

VENABLE *continued*

PRO CAREER Los Angeles' third selection in the June, 1976, free agent draft ... **1978** — Played in all of Lodi's games, batting .318 and driving in 101 runs — while batting leadoff ... Led club in hits, runs scored, and total bases, ranking second in the California League in each of those categories ... Drafted by San Francisco (Dec. 4) ... **1979** — Made M.L. debut with the Giants ... Optioned to Shreveport (June 15) ... Finished season with Phoenix, hitting .307 in 38 games ... **1980** — Hit .346 as a pinch-hitter for the Giants ... **1981** — Hit a steady .285 for Phoenix, earning September recall to San Francisco.

PERSONAL/MISC. A baseball and football star at Cordova High School near Sacramento ... As a centerfielder, led school to league championships in both his junior and senior years ... As a running back and placekicker, his football squad was undefeated for three straight years ... Graduated in 1976 ... Spurned football scholarship from the University of Utah to sign with the Dodgers ... Married (Molly, May 19, 1982) ... One child (William) ... Lives in Rancho Cordova, California.

William McKinley Venable, Jr.

Year	Club	AVG	G	AB	R	H	2B	3B	HR	RBI	BB	SO	SB
1976	Bellingham	.216	51	162	25	35	2	0	1	16	17	36	9
1977	Clinton	.271	125	425	72	115	19	4	9	63	50	60	17
1978	Lodi	.318	140	566	134	180	30	9	17	101	77	56	46
1979	San Francisco	.165	55	85	12	14	1	1	0	3	10	18	3
	Shreveport	.232	18	69	11	16	1	2	0	3	7	6	5
1980	Phoenix	.307	38	150	27	46	5	4	0	11	24	20	17
	Phoenix	.285	78	312	52	89	10	10	5	40	34	30	15
1981	San Francisco	.268	64	138	13	37	5	0	0	10	15	22	8
	Phoenix	.285	104	428	81	122	24	10	8	48	41	51	33
1982	San Francisco	.188	18	32	2	6	0	2	0	1	4	3	3
	Phoenix	.250	8	32	5	8	1	2	0	3	4	2	1
1982	San Francisco	.224	71	125	17	28	2	1	1	7	7	16	9
	M.L. Totals	.224	208	380	44	85	8	4	1	21	36	59	23

GW-RBIs: Career Total (1); 1982 (1)

CAREER vs. THE NATIONAL LEAGUE

	AVG	AB	H	HR	RBI		AVG	AB	H	HR	RBI
Atlanta	.250	40	10	0	2	Chicago	.231	13	3	0	1
Cincinnati	.250	56	14	0	5	Montreal	.200	15	3	0	1
Houston	.236	89	21	0	4	New York	.182	11	2	0	0
Los Angeles	.138	58	8	0	1	Philadelphia	.182	11	2	0	1
San Diego	.241	54	13	1	4	Pittsburgh	.125	8	1	0	1
S. F.	—	—	—	—	—	St. Louis	.320	25	8	0	1
N.L. WEST	.222	297	66	1	16	N.L. EAST	.229	83	19	0	5



BRAD WELLMAN
(INF)

BIRTHDATE: August 17, 1959

BIRTHPLACE: Lodi, California

BATS: Right **THROWS:** Right

HEIGHT: 6-0 **WEIGHT:** 170

M.L. SERVICE: 46 days

HOW OBTAINED: As the player-to-be-named-later with Renie Martin, Atlee Hammaker, and Craig Chamberlain from the Kansas City organization in exchange for Vida Blue and Bob Tufts, March 30, 1982

1982 SEASON Brad saw his first tour of duty at the triple-A level and received his first taste of big league play in 1982 ... Opened the season at Omaha, Kansas City's triple-A affiliate ... Batted .292 in six games before joining Phoenix (April 19) to complete the March 30 deal

between the Giants and Royals ... Led Phoenix in hitting with a .324 clip ... Joined the Giants in September, making debut Sept. 4 vs. St. Louis ... Got first big league hit Oct. 2 vs. Los Angeles.

PRO CAREER Signed to first contract by Kansas City, was not drafted ... **1979** — Tied for Gulf Coast League in putouts (79) by a shortstop ... Played in league All-Star game ... **1980** — Finished second in batting (.333) in the Florida State League ... All-Star team shortstop ... **1981** — Led Jacksonville in hits (131) and doubles (25), while compiling a .965 fielding mark and participating in 77 double plays.

PERSONAL/MISC. A California native, Brad graduated from Castro Valley High in 1978 ... Attended Chabot College (Hayward, Ca.) for two years ... His father, Gene, was baseball coach at Chabot and is now a scout for Kansas City ... Married (Jodi, Feb. 8, 1981) ... Lives in Castro Valley, California.

Brad Eugene Wellman

Year	Club	AVG	G	AB	R	H	2B	3B	HR	RBI	BB	SO	SB
1979	Sarasota	.259	48	170	24	44	6	0	2	24	26	17	5
1980	Ft. Myers	.333	105	390	67	130	15	7	1	39	38	30	11
1981	Jacksonville	.263	135	498	72	131	25	2	6	47	47	68	14
1982	Omaha	.292	6	24	5	7	3	0	1	3	3	4	1
	Phoenix	.324	102	339	64	110	19	7	4	42	26	41	9
	San Francisco	.250	6	4	1	1	0	0	0	0	0	1	0
M.L.	Totals	.250	6	4	1	1	0	0	0	0	0	1	0

GW-RBIs: Career Total (0)



TED WILBORN
(OF)

BIRTHDATE: December 16, 1958

BIRTHPLACE: Waco, Texas

BATS: Both **THROWS:** Right

HEIGHT: 6-0 **WEIGHT:** 170

M.L. SERVICE: 121 days

HOW OBTAINED: Acquired from the New York Yankees organization with Andy McGaffigan in exchange for Doyle Alexander, March 30, 1982

1982 SEASON Spent the entire season with Phoenix, his first full campaign at the triple-A level ... Hit .257 while appearing in 132 games for the Pacific Coast League team ... Accounted for 12 of the club's league-leading 70 triples ... Stole 34 bases, giving him a total of 77 over the past two seasons.

PRO CAREER New York Yankees' fourth pick in the June, 1976, free agent draft ... **1978** — Led New York-Penn League in stolen bases (57 in 65 games), falling six shy of the league record ... Started switch-hitting that season ... Drafted by Toronto (Dec. 4) ... **1979** — Made M.L. debut with Blue Jays ... Traded back to New York with Rick Cerone and Tom Underwood (Nov. 1) for Chris Chambliss, Damaso Garcia, and Paul Mirabella ... **1980** — Led Southern League in triples (14) ... Recalled by Yankees ... Got first M.L. hit off Aurelio Lopez at Yankee Stadium (Oct. 4) ... **1981** — Led Southern League in runs scored (106) ... Played infield for the first time in his career, appearing in 26 games at second base.

PERSONAL/MISC: Graduated from C.K. McClatchy High in Sacramento in 1976 ... Was a Giants fan as a youngster, Willie Mays being his favorite player ... Single ... Lives in Sacramento, California.

Thaddeaus Iglehart Wilborn

Year	Club	AVG	G	AB	R	H	2B	3B	HR	RBI	BB	SO	SB
1976	Oneonta	.188	28	85	8	16	3	0	0	4	7	26	2
1977	Ft. Lauderdale	.215	84	223	39	48	8	2	0	10	45	58	12
1978	Ft. Lauderdale	.186	41	70	10	13	1	0	0	3	8	18	5
	Oneonta	.309	65	220	63	68	5	2	5	29	45	30	57
1979	Syracuse	.247	61	227	28	56	5	1	1	10	15	53	6
	Toronto	.000	22	12	3	0	0	0	0	0	2	7	0
1980	Nashville	.270	121	455	70	123	15	14	6	63	40	75	27
	New York (AL)	.250	8	8	2	2	0	0	0	1	0	1	0
1981	Nashville	.297	140	552	106	164	21	12	9	86	50	89	43
1982	Phoenix	.257	132	501	69	129	20	12	2	58	46	62	34
N.L.	Totals	—	—	—	—	—	—	—	—	—	—	—	—
A.L.	Totals	.100	30	20	5	2	0	0	0	1	2	8	0
M.L.	Totals	.100	30	20	5	2	0	0	0	1	2	8	0



JOEL YOUNGBLOOD (OF-INF)

BIRTHDATE: August 28, 1951

BIRTHPLACE: Houston, Texas

BATS: Right **THROWS:** Right

HEIGHT: 5-11 **WEIGHT:** 175

M.L. SERVICE: 7 years

HOW OBTAINED: Signed as a free agent,
February 7, 1983

1982 SEASON This versatile veteran made contributions to both the New York Mets and Montreal Expos ... Batted .257 in 80 games for the Mets with three homers and 21 RBIs (two gamers) ... Added eight RBIs (three gamers) in 40 games for the Expos ... Had the distinction of playing, and getting a hit, in two different games in the same day for two different teams ... On August 4, delivered game-winning RBI for Mets in Chicago ... Traded that day to Montreal for pitcher Tom Gorman ... Joined Expos that night and was in uniform for their game at Philadelphia ... Collected pinch-single in seventh inning off Steve Carlton ... Appeared in 120 games overall, 98 in the outfield (at all three positions), eight at second base, and one each at shortstop and third base ... Had six assists from his outfield posts, giving him 50 over the past four seasons ... Most successful hitting came against San Diego (.346, 6 RBIs), Philadelphia (.328, 7 RBIs), Pittsburgh (.313), and Los Angeles (.281, 8 RBIs).

PRO CAREER Cincinnati's second selection in the January, 1970, free agent draft ... **1976** — Member of Cincinnati's World Series champion team ... Made M.L. debut April 13 ... Made only career appearance as a catcher April 25 ... Next day received first start and responded with four hits ... **1977** — Traded to St. Louis for Bill Caudill (March 28) ... Appeared in 25 games for Cardinals before being dealt to New York (June 15) for Mike Phillips ... **1978** — Led Mets in slugging percentage (.436) ... Tied club record with career high five hits vs. Montreal (August 9) ... **1979** — Posted single-season highs in almost every offensive category ... Amassed 18 assists, second in the N.L. ... **1980** — Started games at four different positions — right field, center field, third base, and second base ... Led league outfielders in double plays (6) and was third in assists (18) ... Put together career-high 14-game hitting streak (July 23-August 7) ... Finished second in the N.L. in pinch-hitting (.538, 7-for-13) ... **1981** — Made N.L. All-Star team ... Placed on D.L. (August 15) with hyperextension of left knee and strained ligaments ... Did not see action for the rest of the season ... Throughout career, Joel has appeared in 498 games in the outfield, 100 at second base, 65 at third base, two at shortstop, and one at catcher.

PERSONAL/MISC. Three-sport star (baseball, football, track) at Stephen F. Austin High in Houston ... Was member of Major League team that toured Japan in 1976 ... Owns a dog named Sangre Joven ("Youngblood" in Spanish) ... Avid hunter who hunts deer with bow and arrow ... Married (Becky, Dec. 26, 1980) ... One child (Jade) ... Lives in Greenwich, Connecticut.

Joel Randolph Youngblood III

Year	Club	AVG	G	AB	R	H	2B	3B	HR	RBI	BB	SO	SB
1970	Tampa	.222	17	54	7	12	0	0	0	3	4	9	3
1971	Sioux Falls	.225	65	236	27	53	11	1	0	17	18	40	4
	Tampa	.255	136	443	75	113	25	4	5	44	67	94	14
1972	Three Rivers	.290	104	366	57	106	15	5	12	60	44	56	13
1973	Indianapolis	.317	124	451	88	143	24	9	11	50	37	70	21
1974	Indianapolis	.285	103	316	55	90	17	4	13	49	57	61	13
1975	Indianapolis	.263	123	418	65	110	21	9	6	51	55	63	18
1976	Cincinnati	.193	55	57	8	11	1	1	0	1	2	8	1
1977	St. Louis	.185	25	27	1	5	2	0	0	1	3	5	0
	New York (NL)	.253	70	182	16	46	11	1	0	11	13	40	1
1978	New York (NL)	.252	113	266	40	67	12	8	7	30	16	39	4
1979	New York (NL)	.275	158	590	90	162	37	5	16	60	60	84	18
1980	New York (NL)	.276	146	514	58	142	26	2	8	69	52	69	14
1981	New York (NL)	.350	43	143	16	50	10	2	4	25	12	19	2
1982	New York (NL)	.257	80	202	21	52	12	0	3	21	8	37	0
	Montreal	.200	40	90	16	18	2	0	0	8	9	21	2
M.L. Totals		.267	730	2071	265	553	113	19	38	226	175	322	42

GW-RBIs: Career Total (10); 1982 (5), 1981 (2), 1980 (3)

ALL-STAR GAME RECORD

Year	Club	AVG	G	AB	R	H	2B	3B	HR	RBI	BB	SO	SB
1981	National	.000	1	1	0	0	0	0	0	0	0	0	0

CAREER vs. THE NATIONAL LEAGUE

	AVG	AB	H	HR	RBI		AVG	AB	H	HR	RBI
Atlanta	.229	140	32	1	9	Chicago	.309	220	68	4	33
Cincinnati	.250	148	37	7	20	Montreal	.270	204	55	5	24
Houston	.191	115	22	0	5	New York	.091	22	2	0	0
Los Angeles	.258	163	42	5	21	Philadelphia	.274	277	76	5	33
San Diego	.325	163	53	3	23	Pittsburgh	.289	243	70	3	22
S.F.	.274	164	45	3	14	St. Louis	.241	212	51	2	22
N.L. WEST	.259	893	231	19	92	N.L. EAST	.273	1178	322	19	134



SAN FRANCISCO GIANTS 1983 ROSTER

MANAGER: Frank Robinson (20)
 COACHES: Don Buford (9); Jim Davenport (12);
 Tom McCraw (36); Danny Ozark (3);
 Herm Starrette (23); John Van Ornum (42)

TRAVELING SECRETARY: Dirk Smith
 EQUIPMENT MANAGER: Mike Murphy
 TRAINERS: Perry Archibald; Gary Iacini
 TEAM PHYSICIANS: Dr. Gordon Campbell, Dr. Chris Myers

No. PITCHERS (15)		B-T	Ht.	Wt.	Born	Birthplace	Residence	1982 Club	W-L	ERA	G	GS	CG	SV	IP	H	BB	SO	ML Service
33	Barr, Jim	R-R	6-3	215	2-10-48	Lynwood, CA	San Mateo, CA	GIANTS	4-3	3.29	53	9	1	2	128.2	125	20	36	10-063
48	Breining, Fred	R-R	6-4	185	11-15-55	San Francisco, CA	Redwood City, CA	GIANTS	11-6	3.08	54	9	2	0	143.1	146	52	98	2-035
31	Chris, Mike	L-L	6-2	175	10-08-57	Santa Monica, CA	Los Angeles, CA	Phoenix	11-4	3.94	17	17	4	0	109.2	107	71	62	
								GIANTS	0-2	4.85	9	6	0	0	26.0	23	26	10	0-128
13	Davis, Mark	L-L	6-4	195	10-19-60	Livermore, CA	Wyomissing, PA	Oklahoma	5-12	6.24	21	19	3	0	96.2	111	50	95	0-075
40	Dempsey, Mark	R-R	6-6	215	12-17-57	Dayton, OH	Dayton, OH	Phoenix	10-10	5.01	27	22	9	0	156.1	167	72	118	
								GIANTS	0-0	7.94	3	1	0	0	5.2	11	2	4	0-137
29	Fowlkes, Alan	R-R	6-2	190	8-08-58	Brawley, CA	Corona, CA	Phoenix	6-3	2.70	13	8	7	1	73.1	78	14	31	
								GIANTS	4-2	5.19	21	15	1	0	85.0	111	24	50	0-153
43	Garretts, Scott	R-R	6-4	195	10-30-61	Urbana, IL	Buckley, IL	Shreveport	9-10	3.81	27	27	8	0	151.1	131	90	159	
								GIANTS	0-0	13.50	1	0	0	0	2.0	3	2	4	0-031
17	Hammaker, Atlee	S-L	6-2	195	1-24-58	Carmel, CA	Lenoir City, TN	Phoenix	0-1	6.35	1	1	0	0	5.2	13	2	6	
								GIANTS	12-8	4.11	29	27	4	0	175.0	189	28	102	1-057
34	Krukow, Michael	R-R	6-4	205	1-21-52	Long Beach, CA	Marlton, NJ	Philadelphia	13-11	3.12	33	33	7	0	208.0	211	82	138	5-164
19	Laskey, Bill	R-R	6-5	190	12-20-57	Toledo, OH	Toledo, OH	Phoenix	1-0	1.29	2	2	0	0	14.0	12	2	10	
								GIANTS	13-12	3.14	32	31	7	0	189.1	186	43	88	1-000
46	Lavelle, Gary	R-L	6-1	200	1-03-49	Scranton, PA	Foster City, CA	GIANTS	10-7	2.67	68	0	0	8	104.2	97	29	76	8-030
39	Martin, Renie	R-R	6-4	185	8-30-55	Dover, DE	Overland Park, KS	Phoenix	1-2	4.74	3	3	1	0	19.0	25	2	12	
								GIANTS	7-10	4.65	29	25	1	0	141.1	148	64	63	3-061
28	McGaffigan, Andy	R-R	6-3	190	10-25-56	W. Palm Beach, FL	Plantation, FL	Phoenix	1-6	6.00	18	15	2	0	96.0	115	51	64	
								GIANTS	1-0	0.00	4	0	0	0	8.0	5	1	4	0-045
38	Minton, Greg	S-R	6-2	190	7-29-51	Lubbock, TX	San Ramon, CA	GIANTS	10-4	1.83	78	0	0	30	123.0	108	42	58	5-021
50	Segelke, Herman	R-R	6-4	200	4-24-58	San Mateo, CA	South SF, CA	Chicago-N	0-0	8.31	3	0	0	0	4.1	6	6	4	0-025
								Omaha	7-9	5.92	27	17	0	0	117.0	131	76	64	
No. CATCHERS (5)		B-T	Ht.	Wt.	Born	Birthplace	Residence	1982 Club	AVG	G	AB	R	H	HR	RBI	BB	SO	SB	ML Service
15	Brenly, Bob	R-R	6-2	210	2-25-54	Coshocton, OH	Coshocton, OH	GIANTS	.283	65	180	26	51	4	15	18	26	6	1-061
7	May, Milt	L-R	6-0	192	8-01-50	Gary, IN	Bradenton, FL	GIANTS	.263	114	395	29	104	9	39	28	38	0	12-029
14	Pruitt, Ron	R-R	6-0	185	10-21-51	Flint, MI	Hinckley, OH	Phoenix	.320	73	225	38	72	10	37	29	30	3	
								GIANTS	.500	5	4	1	2	0	2	1	0	0	6-005

5	Rabb, John	R-R	6-1	180	6-23-60	Los Angeles, CA	Los Angeles, CA	Phoenix	.279	119	413	66	115	22	73	41	81	4	0-031
37	Ransom, Jeff	R-R	5-11	185	11-11-60	Fresno, CA	Berkeley, CA	GIANTS	.159	15	44	5	7	0	3	6	7	0	0-092
							Shreveport	Shreveport	.235	76	238	33	56	10	36	38	58	4	
No. INFELDERS (9)																			
16	Bergman, Dave	L-L	6-2	180	6-06-53	Evanston, IL	Arlington Hts., IL	GIANTS	.273	100	121	22	33	4	14	18	11	3	4-089
52	Brown, Chris	R-R	6-0	185	8-15-61	Jackson, MS	Los Angeles, CA	Shreveport	.265	58	185	26	49	1	21	30	39	9	
41	Evans, Darrell	L-R	6-2	205	5-26-47	Pasadena, CA	Pleasanton, CA	Fresno	.293	41	133	22	39	4	31	25	15	4	0-000
18	Kuiper, Duane	L-R	6-0	175	6-19-50	Racine, WI	Willoughby, OH	GIANTS	.256	141	465	64	119	16	61	77	64	5	12-054
10	LeMaster, Johnnie	R-R	6-2	180	6-19-54	Portsmouth, OH	Foster City, CA	GIANTS	.280	107	218	26	61	0	17	32	24	2	7-144
35	O'Malley, Tom	L-R	6-0	180	12-25-60	Orange, NJ	Montoursville, PA	Phoenix	.216	130	436	34	94	2	30	31	78	13	6-071
2	Pettini, Joe	R-R	5-9	165	1-26-55	Wheeling, WV	Windsor Hts., WV	GIANTS	.448	26	96	23	43	3	15	11	9	0	
								Phoenix	.275	92	291	26	80	2	27	33	39	0	0-149
21	Sularz, Guy	R-R	5-11	165	11-07-55	Minneapolis, MN	Woodland Hills, CA	Phoenix	.205	29	39	5	8	0	2	3	4	0	1-130
8	Wellman, Brad	R-R	6-0	170	8-17-59	Lodi, CA	Castro Valley, CA	GIANTS	.436	9	39	8	17	1	7	4	0	1	
								Omaha	.228	63	101	15	23	1	7	9	11	3	1-069
								Phoenix	.292	6	24	5	7	1	3	3	4	1	
								GIANTS	.324	102	339	64	110	4	42	26	41	9	
									.250	6	4	1	1	0	0	0	1	0	0-046

No. OUTFELDERS (10)																			
22	Clark, Jack	R-R	6-3	205	11-10-55	New Brighton, PA	Hillsborough, CA	GIANTS	.274	157	563	90	154	27	103	90	91	6	6-052
30	Davis, Chili	S-R	6-3	195	1-17-60	Kingston, Jamaica	Emeryville, CA	GIANTS	.261	154	641	86	167	19	76	45	115	24	1-034
45	Deer, Rob	R-R	6-3	210	9-29-60	Orange, CA	Santa Rosa, CA	Shreveport	.207	128	410	58	85	27	73	53	177	6	0-000
25	Gladden, Dan	S-R	5-11	180	7-07-57	San Jose, CA	Cupertino, CA	Phoenix	.308	130	503	93	155	10	74	44	69	41	0-000
26	Leonard, Jeff	R-R	6-4	200	9-22-55	Philadelphia, PA	Foster City, CA	GIANTS	.259	80	278	32	72	9	49	19	65	18	4-053
6	Summers, Champ	L-R	6-2	205	6-15-48	Bremerton, WA	Tempe, AZ	GIANTS	.248	70	125	15	31	4	19	16	17	0	7-050
32	Vail, Mike	R-R	6-0	190	11-10-51	San Francisco, CA	San Jose, CA	Phoenix	.254	78	189	9	48	4	29	6	33	0	7-025
49	Venable, Max	L-R	5-10	185	6-06-57	Phoenix, AZ	Rancho Cordova, CA	Phoenix	.250	8	32	5	8	0	3	4	2	1	
								GIANTS	.224	71	125	17	28	1	7	7	16	9	2-082
47	Wilborn, Ted	S-R	6-0	170	12-16-58	Waco, TX	Sacramento, CA	Phoenix	.257	132	501	69	129	2	58	46	62	34	0-121

32. Vail, OF
33. Barr, P
34. Krukow, P
35. O'Malley, INF
36. McCraw, COACH
37. Ransom, C
38. Minton, P
39. Martin, P
40. Dempsey, P
41. Evans, INF
42. Van Ornum, COACH
43. Garrelts, P
44. (Retired, McCovey)
45. Deer, OF
46. Lavelle, P
47. Wilborn, OF
48. Breining, P
49. Venable, OF
50. Segelke, P
52. Brown, INF

RULES OF INTEREST

PLAYER LIMITS: 40 until opening day, when the number must be reduced to 25 until September 1, when it again becomes 40.

DETERMINING BATTING AVERAGE: Divide the number of at bats into the number of hits.

DETERMINING AN EARNED RUN AVERAGE: Multiply the number of earned runs by nine; divide the total by the number of innings pitched.

DETERMINING SLUGGING PERCENTAGE: Divide the total bases of all hits by the total times at bat (At bats do not include walks, sacrifices, hit by pitcher, or times awarded first base because of interference or obstruction).

DETERMINING FIELDING AVERAGE: Divide the total putouts and assists by the total of putouts, assists and errors.

DETERMINING PERCENTAGE OF GAMES WON AND LOST: Divide the number of games won by the total games won and lost.

DETERMINING ON BASE PERCENTAGE: Add the total of hits, walks, and hit by pitches and divide by the total of at-bats, walks, hit by pitches, and sacrifice flies.

CONSECUTIVE-GAME HITTING STREAKS: A consecutive-game hitting streak shall not be terminated if all the player's plate appearances (one or more) result in a base on balls, hit batsman, defensive interference or a sacrifice bunt. The streak shall terminate if the player has a sacrifice fly and no hit.

CONSECUTIVE-GAME PLAYING STREAK: A consecutive-game playing streak shall be extended if the player plays one half-inning on defense, or if he completes a time at bat by reaching base or being put out. A pinch-running appearance only shall not extend the streak. If a player is ejected from a game by an umpire before he can comply with the requirements of this rule, his streak shall continue.

SUSPENDED GAMES: For the purpose of this rule, all performances in the completion of a suspended game shall be considered as occurring on the original date of the game.

TRADING REGULATIONS: Players are available on waivers in reverse order of standings, at the time waivers expire, if more than 30 days after start of the season; otherwise in reverse order of standings at close of preceding season.

INTER-LEAGUE TRADES: Midnight, five days after the World Series through Midnight, night preceding the last scheduled day of the Winter Meetings. No waivers are necessary. Plus Feb. 15 to Mar. 31, 1982.

TRADING WITHIN LEAGUE: Midnight, the last day of the season through Midnight, June 15, no waivers necessary. Midnight, June 15 through Midnight, the last day of the season, League waivers necessary.

DETERMINING THE MAGIC NUMBER: Determine the number of games yet to be played, add one, then subtract the number of games ahead in the loss column of the standings from the closest opponent.

DOCTORED BAT: If a filled or "doctored" bat is used, the player is to be ejected from the game and suspended three days. Any balls hit by an illegal bat do not count. If the umpire sees the illegal bat before it is used, he issues a warning, but there is no penalty.

DETERMINING A "MAJOR LEAGUE YEAR": 172 days constitute a full year in the Major Leagues.

1982 in Review





GIANTS 1982 HIGHLIGHTS

Utilizing the late rally and a nearly untouchable bullpen as their most potent weapons, the San Francisco Giants recorded their second consecutive winning season in 1982.

San Francisco's 87-75 mark, following a 56-55 campaign in 1981, gave the Giants their first back-to-back winning seasons since 1970 and 1971, and only their third winning season since 1973. The Giants, who captured eight of their last 12, and 21 of their last 29, boasted some outstanding team and individual performances. The list follows:

GREAT SEPTEMBER The club was 20-7 in September, the best September record in San Francisco ... It was only the third winning September for the Giants since 1971.

BASEBALL'S BEST Since June 27, when the Giants were at their low water mark — 10 games below .500 (32-42) — the club played the best baseball in the Major Leagues with a 55-33 (.625) slate ... That record bettered Baltimore's 56-37 (.602) and Milwaukee's 55-37 (.598) over that period ... The Giants were 45-29 (.608) after the All-Star break.

CARDIAC KIDS The Giants, who had seven rookies on their roster during most of the season (expanding to 13 during September), led the Major Leagues in both one-run games (66) and one-run wins (38) ... The club was 18-7 in its last 25 one-run affairs.

RALLIES The Giants came from behind in 45 of their 87 wins, 29 of those rallies starting in the seventh inning or later ... In 27 games, the Giants scored the winning run in their final at-bat.

GIANTS AT CANDLESTICK The Giants were 45-36 at Candlestick (22-9 in their last 31 games at home) — their best record at home since 1978.

WINNING ROAD SEASON The Giants, with a 42-39 road record (including 10-2 in their final 12) enjoyed their first winning road campaign since 1973 (41-40) and only their second since 1968.

EXTRA-INNINGS The Giants, Dodgers, and Braves shared the league lead with 11 extra-inning wins apiece (the Giants in 17 overtime games).

PASSES FREQUENT The Giants led the National League in drawing walks (607) for the second straight season ... They had 386 in 1981.

THEFTS Giants baserunners were successful in 30 of their last 36 stolen base attempts, 43 of their last 51.

GIANTS N.L. PLAYERS OF THE WEEK

Jack Clark (May 24-30) — .429 (9-for-21), 5 homers, 12 RBIs, 6 games.
 Greg Minton (July 5-11) — 1 win, 3 saves, in 4 appearances, 1.29 ERA.
 Reggie Smith (Aug. 2-8) — .560 (14-for-25), 3 homers, 7 RBIs, 8 games.
 Al Holland (Sept. 20-26) — 1 win, 2 saves, in 4 appearances, 0.00 ERA.

10-GAME WIN STREAK San Francisco's 10 straight wins (August 3-11) was the longest streak by a Giants club since they won 12 in a row in 1966.

THE 16-6 WIN At Pittsburgh on August 18 was the most runs scored by a Giants team in a single game since September 3, 1971 vs. Houston.

HOME RUN SPREE On July 11 at Montreal, Reggie Smith, Milt May, and Champ Summers hit consecutive home runs off Scott Sanderson (in nine pitches) during the second inning ... The last time the Giants hit consecutive homers was August 5, 1969 ... The Giants hit five total home runs in that game at Montreal (May hitting another and Joe Morgan), accomplishing that feat for the first time since June 30, 1978 at Atlanta.

2000 WINS The Giants recorded their 2000th win as a San Francisco franchise with a 6-3 win over the Mets (May 1) — ironically defeating the team that replaced the Giants in New York.

VALENZUELA NO MYSTERY The Giants faced Los Angeles pitching ace Fernando Valenzuela five times during the '82 season, handing him four losses and a no decision (the latter in a game won by the Giants).

SWEEP THREE IN L.A. On September 24-26, the Giants swept three games in Los Angeles, an achievement last done by the Giants in 1967.

THE BULLPEN Was involved in 69 of the club's 87 wins, including 25 of the last 27 ... 36 wins and 45 saves were credited to the relief corps (12 times Giants firemen earned a win and a save in the same game) ... The bullpen finished second in the Rolands Team Trophy race with 36 wins, 17 losses, and 45 saves (145 points), trailing only Atlanta with 36 wins, 24 losses, and 51 saves (150 points).

IN THE PINCH Giants pinch-hitters, a collective .186 in 1982, batted .264 in 1982, with six homers and 43 RBIs.

GIANTS AMONG LEAGUE LEADERS **Jack Clark** was tied for first in game-winning RBIs (21), 9th in home runs (27), 5th in RBIs (103), 5th in walks (90) and 10th in runs scored (90) ... **Joe Morgan** was 2nd in on-base percentage (.400) and 6th in walks (85) ... **Darrell Evans** was 10th in walks (77) ... **Greg Minton** was 2nd in both games (78) and saves (30) ... **Gary Lavelle** was 9th in games (68) ... **Duane Kuiper** was 2nd in pinch-hits (14).

RECORD BREAKERS **Greg Minton's** Major League record for consecutive innings without yielding a home run ended at 269.1 ... He also set club records for saves (30) and appearances (78) ... **Gary Lavelle** became San Francisco's all-time career leader in saves (95) and appearances (514) ... **Joe Morgan** became the all-time National League leader in career walks (1710) ... **Chili Davis** set the club rookie record for thefts with 24 ... **Duane Kuiper** set a club record with 14 pinch-hits.



SAN FRANCISCO GIANTS 1982 OFFICIAL STATISTICS

BATTING	AVG.	G	AB	R	H	2B	3B	HR	RBI	GW	SH	SF	HP	BB-I	SO	SB-CS	E
Barrios	.158	10	19	2	3	0	0	0	0	0	0	0	0	1-0	4	0-0	0
Bergman	.273	100	121	22	33	3	1	4	14	2	0	1	0	18-3	11	3-0	4
Brenly	.283	65	180	26	51	4	1	4	15	1	1	2	1	18-4	26	6-2	12
Clark	.274	157	563	90	154	30	3	27	103	21	0	5	1	90-7	91	6-9	6
Davis	.261	154	641	86	167	27	6	19	76	8	7	6	2	45-2	115	24-13	12
" LH	.251	—	443	—	111	21	4	16	54	6	5	3	2	33-0	72	—	—
" RH	.283	—	198	—	56	6	2	3	22	2	2	3	0	12-2	43	—	—
Evans	.256	141	465	64	119	20	4	16	61	5	3	6	2	77-7	64	5-4	21
Kuiper	.280	107	218	26	61	9	1	0	17	1	4	1	2	32-0	24	2-2	5
LeMaster	.216	130	436	34	94	14	1	2	30	3	5	2	0	31-10	78	13-4	23
Leonard	.259	80	278	32	72	16	1	9	49	4	0	5	2	19-2	65	18-5	9
May	.263	114	395	29	104	19	0	9	39	4	5	1	0	28-8	38	0-1	8
Morgan	.289	134	463	68	134	19	4	14	61	10	1	3	2	85-4	60	24-4	8
O'Malley	.275	92	291	26	80	12	4	2	27	3	1	1	1	33-9	39	0-3	8
Pettini	.205	29	39	5	8	1	0	0	2	0	1	0	0	3-0	4	0-1	4
Pruitt	.500	5	4	1	2	1	0	0	2	1	0	0	0	1-1	1	0-0	0
Rabb	.500	2	2	0	1	0	1	0	0	0	0	0	0	0-0	1	0-0	0
Ransom	.159	15	44	5	7	0	0	0	3	0	0	1	0	6-0	7	0-0	1
Smith	.284	106	349	51	99	11	0	18	56	10	0	3	0	46-9	46	7-0	16
" LH	.308	—	253	—	78	8	0	16	47	6	0	3	0	33-6	28	—	—
" RH	.219	—	96	—	21	3	0	2	9	4	0	0	0	13-3	18	—	—
Sularz	.228	63	101	15	23	3	0	1	7	1	1	0	0	9-0	11	3-0	7
Summers	.248	70	125	15	31	5	0	4	19	2	1	2	3	16-0	17	0-1	4
Venable	.224	71	125	17	28	2	1	1	7	1	0	0	0	7-0	16	9-3	1
Wellman	.250	6	4	1	1	0	0	0	0	0	0	0	0	0-0	1	0-0	0
Wohlford	.256	97	250	37	64	12	1	2	25	3	2	4	0	30-4	36	8-3	1
Barr	.250	53	32	1	8	1	0	0	3	0	2	0	0	0-0	6	0-0	1
Breining	.207	54	29	4	6	0	0	0	0	0	5	0	0	4-0	14	0-0	4
Chris	.143	9	7	0	1	0	0	0	1	0	0	1	0	0-0	3	0-0	0
Dempsey	.000	3	1	0	0	0	0	0	0	0	0	0	0	0-0	0	0-0	0
Fowlkes	.115	21	26	2	3	0	0	0	0	0	2	0	0	1-0	10	0-0	2
Gale	.125	33	48	4	6	1	0	1	2	1	1	0	0	5-0	34	0-0	1
Garrelts	—	1	0	0	0	0	0	0	0	0	0	0	0	0-0	0	0-0	0
Hammaker	.068	29	59	2	4	0	0	0	1	0	1	0	1	0-0	15	1-0	1
Holland	.059	58	34	0	2	0	0	0	0	0	3	0	0	0-0	15	0-0	2
Laskey	.129	32	62	1	8	0	0	0	4	0	4	0	0	2-0	34	0-1	2
Lavelle	.154	68	13	1	2	1	0	0	2	0	2	0	0	0-0	4	0-0	2
Martin	.265	30	49	4	13	1	1	0	3	1	6	0	0	0-0	13	1-0	5
McGaffigan	.000	4	1	0	0	0	0	0	0	0	0	0	0	0-0	1	0-0	0
Minton	.176	78	17	2	3	1	0	0	1	0	1	1	0	0-0	7	0-0	3
Schatzeder	.125	13	8	0	1	0	0	0	1	0	0	0	0	0-0	1	0-0	0
Giants	.253	162	5499	673	1393	213	30	133	631	82	59	45	17	607-70	915	130-56	173
Opponents	.270	162	5583	687	1507	228	43	109	645	71	94	61	25	466-89	810	185-97	113

GAME WINNING RBIs: Clark 21, Morgan 10, Smith 10, Davis 8, Evans 5, Leonard 4, May 4, LeMaster 3, O'Malley 3, Wohlford 3, Bergman 2, Summers 2, Brenly 1, Gale 1, Martin 1, Pruitt 1, Sularz 1, Venable 1.

PINCH-HITTING AVG. (ab-h-rbi): Barrios .000 (3-0-0); Bergman .238 (21-5-1); Brenly .333 (9-3-2); Clark .250 (4-1-2); Davis 1.000 (1-1-2); Evans .167 (12-2-4); Kuiper .318 (44-14-5); Leonard .500 (2-1-0); May .462 (13-6-2); Morgan .333 (12-4-4); O'Malley .333 (9-3-0); Pettini .000 (2-0-0); Pruitt .500 (2-1-2); Rabb .000 (1-0-0); Ransom .000 (1-0-0); Smith .167 (6-1-3); Sularz .000 (6-0-0); Summers .322 (31-10-11); Venable .176 (17-3-1); Wellman .000 (2-0-0); Wohlford .185 (27-5-3); Lavelle .000 (1-0-0); Martin .000 (1-0-0); **GIANTS TOTALS .264 (227-60-43).**

PINCH-HIT HOME RUNS: Summers (April 14 & June 12); Davis (September 15); Evans (July 10); May (June 18); Smith (April 30). **GIANTS TOTAL: 6**

PITCHING	W-L	ERA	G	GS	CG	SHO	SV	IP	H	R	ER	HR	HB	BB-I	SO
Barr	4-3	3.29	53	9	1	1	2	128.2	125	54	47	9	4	20-5	36
Breining	11-6	3.08	54	9	2	0	0	143.1	146	61	49	6	1	52-10	98
Chris	0-2	4.85	9	6	0	0	0	26.0	23	16	14	2	1	26-2	10
Dempsey	0-0	7.94	3	1	0	0	0	5.2	11	5	5	1	0	2-0	4
Fowlkes	4-2	5.19	21	15	1	0	0	85.0	111	55	49	12	5	24-3	50
Gale	7-14	4.23	33	29	2	0	0	170.1	193	91	80	9	5	81-11	102
Garrelts	0-0	13.50	1	0	0	0	0	2.0	3	3	3	0	0	2-0	4
Hammaker	12-8	4.11	29	27	4	1	0	175.0	189	86	80	16	2	28-8	102
Holland	7-3	3.33	58	7	0	0	5	129.2	115	56	48	12	1	40-6	97
Laskey	13-12	3.14	32	31	7	1	0	189.1	186	74	66	14	2	43-2	88
Lavelle	10-7	2.67	68	0	0	0	8	104.2	97	35	31	6	1	29-12	76
Martin	7-10	4.65	29	25	1	0	0	141.1	148	91	73	14	0	64-9	63
McGaffigan	1-0	0.00	4	0	0	0	0	8.0	5	1	0	0	1	1-0	4
Minton	10-4	1.83	78	0	0	0	30	123.0	108	29	25	5	2	42-17	58
Schatzeder	1-4	7.29	13	3	0	0	0	33.1	47	30	27	3	0	12-4	18
Giants	87-75	3.64	162	162	18	4*	45	1465.1	1507	687	592	109	25	466-89	810
Opponents	75-87	3.71	162	162	19	11	40	1460.1	1393	673	602	133	17	607-70	915

* COMBINED SHUTOUT: MARTIN and Holland (September 22).

INDIVIDUAL GIANTS FIELDING

FIRST BASEMEN	G	GS	PO	A	E	TC	DP	PCT
Barrios	7	4	47	0	0	47	4	1.000
Bergman	69	17	308	20	3	331	18	.991
Evans	49	39	396	49	3	448	31	.993
Leonard	1	1	2	0	3	5	0	.400
Smith	99	99	792	78	16	886	61	.982
Summers	3	2	6	1	0	7	0	1.000

SECOND BASEMEN	G	GS	PO	A	E	TC	DP	PCT
Kuiper	51	45	101	124	5	230	24	.978
Morgan	120	119	254	364	7	625	69	.989
O'Malley	1	0	0	0	0	0	0	—
Sularz	9	1	6	12	2	20	2	.900
Wellman	2	0	0	1	0	1	0	1.000

THIRD BASEMEN	G	GS	PO	A	E	TC	DP	PCT
Brenly	1	0	0	0	0	0	0	—
Evans	84	82	59	150	15	224	12	.933
Morgan	3	2	1	2	1	4	0	.750
O'Malley	83	75	59	160	8	227	9	.965
Pettini	1	0	0	0	0	0	0	—
Sularz	14	8	5	11	0	16	0	1.000

SHORTSTOPS	G	GS	PO	A	E	TC	DP	PCT
Evans	13	8	16	34	3	53	2	.943
LeMaster	130	126	223	382	23	628	63	.963
O'Malley	1	0	1	1	0	2	1	1.000
Pettini	26	8	24	33	4	61	5	.934
Sularz	37	19	46	77	5	128	21	.961

OUTFIELDERS	G	GS	PO	A	E	TC	DP	PCT
Bergman	6	5	13	0	1	14	0	.929
Clark	155	152	281	10	6	297	2	.980
Davis	153	153	404	16	12	432	4	.972
Leonard	74	72	135	2	6	143	0	.958
Pruitt	1	0	0	0	0	0	0	—
Rabb	1	0	1	0	0	1	0	1.000
Summers	31	27	40	2	4	46	0	.913
Venable	52	22	66	6	1	73	2	.986
Wohlford	72	55	122	4	1	127	0	.992

CATCHERS	G	GS	PO	A	E	TC	DP	PCT
Brenly	61	50	265	32	12	309	2	.961
May	110	100	552	61	8	621	5	.987
Pruitt	1	0	5	0	0	5	0	1.000
Ransom	14	13	71	8	1	80	1	.988

PITCHERS	G	GS	PO	A	E	TC	DP	PCT
Barr	53	9	15	19	1	35	2	.971
Breining	54	9	12	25	4	41	2	.902
Chris	9	6	2	10	0	12	0	1.000
Dempsey	3	1	0	1	0	1	0	1.000
Fowlkes	21	15	4	13	2	19	0	.895
Gale	33	29	10	31	1	42	1	.976
Garrelts	1	0	0	0	0	0	0	—
Hammaker	29	27	5	35	1	41	0	.976
Holland	58	7	2	22	2	26	1	.923
Laskey	32	31	17	30	2	49	2	.959
Lavelle	68	0	8	26	2	36	0	.944
Martin	29	25	8	28	5	41	2	.878
McGaffigan	4	0	0	0	0	0	0	—
Minton	78	0	11	22	3	36	2	.917
Schatzeder	13	3	1	7	0	8	0	1.000

SAN FRANCISCO GIANTS HIGHS AND LOWS — 1982

CLUB

LONGEST WINNING STREAK: 10 (August 3-11)

LONGEST LOSING STREAK: 6 (August 21-27)

MOST RUNS, GAME, GIANTS: 16 at Pittsburgh (August 18)

MOST RUNS, GAME, OPPONENTS: 15 by Los Angeles (October 2)

MOST HITS, GAME, GIANTS: 16 at Pittsburgh (August 18)

16 at Pittsburgh (May 30)

MOST HITS, GAME, OPPONENTS: 24 by San Diego (April 19)

MOST EXTRA BASE HITS, GAME, GIANTS:

8 at Pittsburgh (Aug. 18) 4 2B, 1 3B, 3 HR

8 vs. Houston (Aug. 6) 3 2B, 5 HR

MOST EXTRA BASE HITS, GAME, OPPONENTS:

6 by Cincinnati (Sept. 23) 3 2B, 1 3B, 1 HR

6 by San Diego (June 26) 1 2B, 2 3B, 3 HR

6 by San Diego (April 19) 5 2B, 1 HR

MOST RUNS, INNING, GIANTS: 9 at Pittsburgh (August 18) 5th inning

MOST RUNS, INNING, OPPONENTS: 10 by St. Louis (May 31) 5th inning

MOST HITS, INNING, GIANTS: 9 at St. Louis (August 20) 7th inning

MOST HITS, INNING, OPPONENTS: 9 by St. Louis (May 31) 5th inning

MOST HOME RUNS, GAME, GIANTS: 5 vs. Houston (August 6) 9 innings

5 at Montreal (July 11) 10 innings

MOST HOME RUNS, GAME, OPPONENTS: 3 by Los Angeles (October 4)

3 by Pittsburgh (August 18)

3 by San Diego (June 26)

3 by New York (May 9)

MOST STOLEN BASES, GAME, GIANTS: 5 at Montreal (July 11)

MOST STOLEN BASES, GAME, OPPONENTS: 6 by Atlanta (September 28)

MOST ERRORS, GAME, GIANTS: 5 vs. San Diego (June 27)

MOST ERRORS, GAME, OPPONENTS: 4 by Montreal (May 10)

INDIVIDUAL

LONGEST HITTING STREAK: 15 by Jack Clark (Sept. 15-30)

15 by Tom O'Malley (July 21 - Aug. 8)

15 by Chili Davis (June 25 - July 8)

MOST HITS, GAME: 5 by Joe Morgan vs. Phil. (July 17)

MOST RBIs, GAME: 6 by Jack Clark at Pit. (Aug. 18)

6 by Jack Clark at Pit. (May 29)

MOST HOME RUNS, GAME: 2 by Bob Brenly at Pit. (August 21)

2 by Reggie Smith vs. Hou. (August 6)

2 by Jack Clark vs. Hou. (August 6)

2 by Milt May at Mon. (July 11)

2 by Jack Clark at Pit. (May 29)

2 by Jack Clark at Pit. (May 28)

MOST RUNS SCORED, GAME: 3 by Reggie Smith at Cin. (Sept. 23)

3 by Darrell Evans at Cin. (Sept. 23)

3 by Dave Bergman at Hou. (Sept. 9)

3 by Joe Morgan at Pit. (August 18)

3 by Reggie Smith at L.A. (August 14)

3 by Reggie Smith vs. Hou. (August 6)

3 by Chili Davis at N.Y. (July 8)

MOST STRIKEOUTS, GAME, GIANTS PITCHER:

11 by Fred Breining vs. Chi. (August 31)

MOST STRIKEOUTS, GAME, OPPOSING PITCHER:

10 by Tim Lollar of S.D. (June 27)

10 by Steve Carlton of Phil. (May 4)

10 by Mario Soto of Cin. (April 10)

FEWEST HITS ALLOWED, COMPLETE GAME, GIANTS PITCHER:

- 3 by Jim Barr vs. Atl. (August 9)
- 3 by Bill Laskey vs. L.A. (July 26)
- 3 by Bill Laskey vs. Mon. (April 28)
- 3 by Rich Gale vs. Cin. (April 16)

FEWEST HITS ALLOWED, COMPLETE GAME, OPPOSING PITCHER:

- 2 by Rick Rhoden of Pit. (August 17)
- 2 by Steve Carlton of Phil. (May 14)

GENERAL**LONGEST GAME, INNINGS:** 15 at San Diego (July 3)

15 vs. San Diego (June 26)

LONGEST GAME, TIME, 9 INNINGS: 3:34 at San Diego (April 21)**LONGEST GAME, TIME, EXTRA-INNINGS:** (15) 5:00 vs. San Diego (June 26)**FASTEST GAME, TIME:** 2:01 vs. Cincinnati (June 29)**LARGEST CROWD, CANDLESTICK PARK:** 53,281 vs. Los Angeles (October 1)**SMALLEST CROWD, CANDLESTICK PARK:** 3,728 vs. Cincinnati (September 14)**LARGEST CROWD, ROAD GAME:** 63,501 at Philadelphia (July 5)**SMALLEST CROWD, ROAD GAME:** 3,770 at Houston (September 9)**WON-LOST BREAKDOWN 1982**

	HOME	ROAD	TOTAL
Season	45-36	42-39	87-75
Day Games	22-15	13-11	35-26
Night Games	23-21	29-28	52-49
Artificial Turf	0-0	20-22	20-22
Grass Fields	45-36	22-17	67-53
Vs. RHP	30-23	31-26	61-49
Vs. LHP	15-13	11-13	26-26
One-Run Decisions	19-14	19-14	38-28
Extra-Inning Games	5-4	6-2	11-6
Shutouts	3-6	1-5	4-11
April	7-5	2-6	9-11
May	6-9	6-9	12-18
June	5-7	9-6	14-13
July	6-6	8-6	14-12
August	10-2	7-10	17-12
September	10-5	10-2	20-7
October	1-2	0-0	1-2
Before All-Star Break	18-21	24-25	42-46
After All-Star Break	27-15	18-14	45-29
Vs. N.L. WEST	27-18	25-20	52-38
Atlanta	4-5	6-3	10-8
Cincinnati	7-2	5-4	12-6
Houston	8-1	5-4	13-5
Los Angeles	4-5	5-4	9-9
San Diego	4-5	4-5	8-10
Vs. N.L. EAST	18-18	17-19	35-37
Chicago	3-3	3-3	6-6
Montreal	4-2	4-2	8-4
New York	4-2	4-2	8-4
Philadelphia	1-5	1-5	2-10
Pittsburgh	3-3	3-3	6-6
St. Louis	3-3	2-4	5-7

1982 INDIVIDUAL PITCHING BREAKDOWNS

JIM BARR

	W-L	ERA	G	IP	H	ER
Season	4-3	3.29	53	129	125	47
Candlestick	1-0	2.41	24	56	51	15
Road	3-3	3.95	29	73	74	32
Day	0-2	3.21	21	42	40	15
Night	4-1	3.31	32	87	85	32
As a Starter	3-1	4.50	9	50	59	25
In Relief	1-1	2.51	44	79	66	22
April	0-0	4.30	6	15	16	7
May	1-1	1.61	12	23	19	4
June	0-1	2.96	11	24	17	8
July	0-0	5.84	10	12	17	8
August	2-1	3.95	7	27	29	12
Sept.-Oct.	1-0	2.63	7	27	27	8
Before ASB	1-2	3.04	33	68	59	23
After ASB	3-1	3.54	20	61	66	24
Vs. Atl.	2-0	0.75	9	36	16	3
Cin.	0-1	3.71	7	17	16	7
Hou.	0-0	7.71	4	7	13	6
L.A.	1-0	4.50	4	20	24	10
S.D.	0-0	1.29	4	7	6	1
N.L. West	3-1	2.79	28	87	75	27
Chi.	0-1	3.46	7	13	14	5
Mon.	0-0	7.20	5	5	8	4
N.Y.	0-0	2.25	3	8	6	2
Phi.	0-0	0.00	5	5	9	0
Pit.	1-1	1.50	2	6	4	1
St. L.	0-0	14.40	3	5	9	8
N.L. East	1-2	4.29	25	42	50	20

ATLEE HAMMAKER

	W-L	ERA	G	IP	H	ER
Season	12-8	4.11	29	175	189	80
Candlestick	8-3	3.93	15	94	102	41
Road	4-5	4.33	14	81	87	39
Day	5-5	4.86	13	76	85	41
Night	7-3	3.55	16	99	104	39
As a Starter	11-8	4.03	27	172	184	77
In Relief	1-0	9.00	2	3	5	3
April	0-0	18.00	1	1	2	2
May	2-3	5.81	6	31	34	20
June	3-1	3.29	6	41	43	15
July	2-3	2.50	5	40	34	11
August	1-1	6.26	5	27	36	19
Sept.-Oct.	3-1	3.34	6	35	40	13
Before ASB	6-5	4.26	15	89	94	42
After ASB	6-3	3.98	14	86	95	38
Vs. Atl.	0-1	8.25	3	12	24	11
Cin.	3-0	1.00	3	18	15	2
Hou.	3-2	4.28	6	40	43	19
L.A.	—	—	—	—	—	—
S.D.	0-1	4.76	3	17	21	9
N.L. West	6-4	4.24	15	87	103	41
Chi.	0-1	2.25	1	8	6	2
Mon.	3-0	2.04	3	22	18	5
N.Y.	1-0	4.09	2	11	11	5
Phi.	1-1	5.40	2	15	17	9
Pit.	1-1	3.75	2	12	14	5
St. L.	0-1	5.57	4	21	20	13
N.L. East	6-4	3.94	14	89	86	39

FRED BREINING

	W-L	ERA	G	IP	H	ER
Season	11-6	3.08	54	143	146	49
Candlestick	7-2	2.82	25	70	68	22
Road	4-4	3.32	29	73	78	27
Day	5-1	2.07	22	52	40	12
Night	6-5	3.66	32	91	106	37
As a Starter	5-3	3.54	9	56	59	22
In Relief	6-3	2.79	45	87	87	27
April	2-1	4.76	8	11	15	6
May	0-0	2.36	13	27	29	7
June	2-0	4.08	8	18	17	8
July	1-2	4.30	7	15	15	7
August	2-1	2.67	12	30	32	9
Sept.-Oct.	4-2	2.53	6	43	38	12
Before ASB	4-2	3.39	31	61	65	23
After ASB	7-4	2.85	23	82	81	26
Vs. Atl.	1-1	5.63	6	16	16	10
Cin.	0-1	7.50	2	6	8	5
Hou.	2-0	3.60	3	5	4	2
L.A.	3-2	3.00	9	27	29	9
S.D.	2-0	2.81	7	16	21	5
N.L. West	8-4	3.99	27	70	78	31
Chi.	1-0	3.38	5	16	17	6
Mon.	0-0	1.80	3	5	4	1
N.Y.	1-0	1.80	6	10	10	2
Phi.	0-2	7.88	5	8	11	7
Pit.	0-0	0.00	2	3	3	0
St. L.	1-0	0.75	6	24	23	2
N.L. East	3-2	2.45	27	66	68	18

BILL LASKEY

	W-L	ERA	G	IP	H	ER
Season	13-12	3.14	32	189	186	66
Candlestick	5-8	3.08	18	111	98	38
Road	8-4	3.23	14	78	88	28
Day	3-3	3.70	10	56	55	23
Night	10-9	2.23	22	133	131	33
As a Starter	13-12	3.16	31	188	185	66
In Relief	0-0	0.00	1	1	1	0
April	1-0	0.00	2	10	4	0
May	3-2	2.74	6	43	39	13
June	2-3	3.05	6	38	36	13
July	3-3	3.00	6	36	34	12
August	3-2	1.97	5	32	28	7
Sept.-Oct.	1-2	6.16	7	31	45	21
Before ASB	7-6	2.75	16	101	92	31
After ASB	6-6	3.58	16	88	94	35
Vs. Atl.	2-1	4.30	4	23	29	11
Cin.	1-0	2.64	3	17	17	5
Hou.	2-1	3.00	3	18	20	6
L.A.	2-0	1.29	4	21	11	3
S.D.	1-2	6.43	3	14	18	10
N.L. West	8-4	3.39	17	93	95	35
Chi.	0-0	4.50	2	12	10	6
Mon.	2-1	2.65	3	17	15	5
N.Y.	0-3	4.80	3	15	24	8
Phi.	1-1	1.06	2	17	13	2
Pit.	2-1	2.52	3	25	18	7
St. L.	0-2	2.70	2	10	11	3
N.L. East	5-8	2.91	15	96	91	31

GARY LAVELLE

	W-L	ERA	G	IP	H	ER
Season	10-7	2.67	68	105	97	31
Candlestick	6-3	1.47	32	61	48	10
Road	4-4	4.30	36	44	49	21
Day	4-3	2.29	29	51	53	13
Night	6-4	3.00	39	54	44	18
As a Starter	—	—	—	—	—	—
In Relief	10-7	2.67	68	105	97	31
April	0-1	2.63	9	14	13	4
May	3-1	3.17	9	17	13	6
June	1-1	2.70	14	17	14	5
July	0-2	3.14	8	14	14	5
August	4-1	2.45	13	22	25	6
Sept.-Oct.	2-1	2.14	14	21	18	5
Before ASB	4-4	3.16	36	51	46	18
After ASB	6-3	2.17	32	54	51	13
Vs. Atl.	2-0	0.82	9	11	5	1
Cin.	0-1	4.85	10	13	11	7
Hou.	3-0	3.00	8	13	12	4
L.A.	0-1	3.75	9	12	19	5
S.D.	0-2	2.12	8	17	16	4
N.L. West	5-4	2.86	44	66	63	21
Chi.	1-0	0.00	5	6	7	0
Mon.	0-1	5.40	3	5	5	3
N.Y.	1-0	2.57	4	7	6	2
Phi.	0-1	6.00	2	3	2	2
Pit.	1-0	0.00	4	7	2	0
St. L.	2-1	2.25	6	12	12	3
N.L. East	5-3	2.25	24	40	34	10

GREG MINTON

	W-L	ERA	G	IP	H	ER
Season	10-4	1.83	78	123	108	25
Candlestick	3-1	1.96	31	55	48	12
Road	7-3	1.72	47	68	60	13
Day	4-1	1.67	35	54	48	10
Night	6-3	1.96	43	69	60	15
As a Starter	—	—	—	—	—	—
In Relief	10-4	1.83	78	123	108	25
April	1-1	1.38	8	13	11	2
May	1-2	2.62	16	24	24	7
June	2-1	2.35	14	23	23	6
July	2-0	1.33	12	20	17	3
August	2-0	0.98	14	18	14	2
Sept.-Oct.	2-0	1.85	14	24	19	5
Before ASB	6-4	2.02	45	71	68	16
After ASB	4-0	1.31	33	62	40	9
Vs. Atl.	1-1	3.71	12	17	15	7
Cin.	2-0	1.29	7	14	16	2
Hou.	1-0	0.75	7	12	9	1
L.A.	1-1	1.80	8	10	10	2
S.D.	1-0	1.20	8	15	11	2
N.L. West	6-2	1.86	42	68	61	14
Chi.	0-0	0.00	8	9	9	0
Mon.	1-0	2.25	6	12	8	3
N.Y.	1-1	2.00	6	9	6	2
Phi.	0-1	5.40	5	5	8	3
Pit.	0-0	1.80	5	10	10	2
St. L.	2-0	0.90	6	10	6	1
N.L. East	4-2	1.80	36	55	47	11

1982 INDIVIDUAL BATTING BREAKDOWNS

BOB BRENLY

	AVG	AB	H	HR	RBI
Season	.283	180	51	4	15
Candlestick	.305	95	29	1	6
Road	.259	85	22	3	9
Day	.282	85	24	2	8
Night	.284	95	27	2	7
Vs. RHP	.225	71	16	1	4
Vs. LHP	.321	109	35	3	11
April	—	—	—	—	—
May	.321	28	9	0	1
June	.302	43	13	2	5
July	.115	26	3	0	1
August	.350	40	14	2	4
Sept.-Oct.	.279	43	12	0	4
Before ASB	.262	84	22	2	9
After ASB	.302	96	29	2	6
Vs. Atl.	.348	23	8	0	3
Cin.	.316	19	6	0	2
Hou.	.235	17	4	0	1
L.A.	.263	19	5	0	0
S.D.	.138	29	4	1	4
N.L. West	.252	107	27	1	10
Chi.	.238	21	5	1	2
Mon.	.000	4	0	0	0
N.Y.	.222	9	2	0	0
Phi.	.167	6	1	0	0
Pit.	.474	19	9	0	1
St. L.	.500	14	7	2	2
N.L. East	.329	73	24	3	5

JACK CLARK

	AVG	AB	H	HR	RBI
Season	.274	563	154	27	103
Candlestick	.267	277	74	9	42
Road	.280	286	80	18	61
Day	.215	205	44	7	30
Night	.307	358	110	20	73
Vs. RHP	.263	400	105	20	78
Vs. LHP	.301	163	49	7	25
April	.190	63	12	2	11
May	.250	92	23	7	22
June	.272	92	25	4	16
July	.302	96	29	6	16
August	.295	105	31	4	23
Sept.-Oct.	.296	115	34	4	15
Before ASB	.258	287	74	8	57
After ASB	.289	276	80	19	46
Vs. Atl.	.258	66	17	2	6
Cin.	.254	71	18	3	11
Hou.	.348	66	23	6	16
L.A.	.222	63	14	1	7
S.D.	.269	67	18	4	11
N.L. West	.270	333	90	16	51
Chi.	.114	35	4	0	5
Mon.	.298	47	14	3	11
N.Y.	.308	26	8	0	5
Phi.	.262	42	11	1	3
Pit.	.356	45	16	5	18
St. L.	.314	35	11	2	10
N.L. East	.278	230	64	11	52

CHILI DAVIS

	AVG	AB	H	HR	RBI
Season	.261	641	167	19	76
Candlestick	.278	306	85	6	27
Road	.245	335	82	13	49
Day	.254	244	62	8	29
Night	.264	397	105	11	47
Vs. RHP	.251	443	111	16	54
Vs. LHP	.283	198	56	3	22
April	.257	70	18	2	6
May	.278	126	35	2	19
June	.252	107	27	4	19
July	.257	105	27	2	10
August	.285	123	35	4	9
Sept.-Oct.	.227	110	25	5	13
Before ASB	.279	351	98	10	39
After ASB	.238	290	69	9	37
Vs. Atl.	.257	70	18	3	8
Cin.	.308	65	20	2	12
Hou.	.221	68	15	2	6
L.A.	.207	58	12	1	5
S.D.	.303	76	23	4	9
N.L. West	.261	337	88	12	40
Chi.	.267	45	12	3	9
Mon.	.235	51	12	0	5
N.Y.	.365	52	19	2	13
Phl.	.216	51	11	0	0
Pit.	.245	53	13	1	6
St. L.	.231	52	12	1	3
N.L. East	.260	304	79	7	36

DUANE KUIPER

	AVG	AB	H	HR	RBI
Season	.280	218	61	0	17
Candlestick	.321	106	34	0	10
Road	.241	112	27	0	7
Day	.325	83	27	0	9
Night	.252	135	34	0	8
Vs. RHP	.273	150	41	0	9
Vs. LHP	.294	68	20	0	8
April	.281	32	9	0	1
May	.385	39	15	0	8
June	.234	47	11	0	1
July	.275	40	11	0	1
August	.323	31	10	0	3
Sept.-Oct.	.172	29	5	0	3
Before ASB	.279	147	41	0	10
After ASB	.282	71	20	0	7
Vs. Atl.	.048	21	1	0	1
Cin.	.276	29	8	0	0
Hou.	.174	23	4	0	3
L.A.	.300	10	3	0	0
S.D.	.281	32	9	0	2
N.L. West	.217	115	25	0	6
Chi.	.615	13	8	0	1
Mon.	.278	18	5	0	0
N.Y.	.350	20	7	0	4
Phl.	.250	16	4	0	1
Pit.	.313	16	5	0	3
St. L.	.350	20	7	0	2
N.L. East	.350	103	36	0	11

DARRELL EVANS

	AVG	AB	H	HR	RBI
Season	.256	465	119	16	61
Candlestick	.223	224	50	8	30
Road	.286	241	69	8	31
Day	.244	164	40	6	23
Night	.262	301	79	10	38
Vs. RHP	.265	302	80	13	35
Vs. LHP	.239	163	39	3	26
April	.250	68	17	3	7
May	.229	83	19	2	6
June	.263	80	21	5	9
July	.310	42	13	2	7
August	.242	91	22	2	16
Sept.-Oct.	.267	101	27	2	16
Before ASB	.252	250	63	12	27
After ASB	.260	215	56	4	34
Vs. Atl.	.273	55	15	2	10
Cin.	.304	56	17	2	6
Hou.	.256	43	11	1	5
L.A.	.184	49	9	2	6
S.D.	.286	70	20	4	11
N.L. West	.264	273	72	11	38
Chi.	.100	30	3	0	4
Mon.	.333	36	12	2	8
N.Y.	.214	28	6	1	3
Phl.	.120	25	3	1	2
Pit.	.188	32	6	1	4
St. L.	.415	41	17	0	2
N.L. East	.245	192	47	5	23

JOHNNIE LeMASTER

	AVG	AB	H	HR	RBI
Season	.216	436	94	2	30
Candlestick	.233	206	48	1	19
Road	.200	230	46	1	11
Day	.245	143	35	2	14
Night	.201	293	59	0	16
Vs. RHP	.203	296	60	0	16
Vs. LHP	.243	140	34	2	14
April	.160	50	8	0	3
May	.255	102	26	1	8
June	.214	98	21	1	8
July	.202	89	18	0	5
August	.296	27	8	0	0
Sept.-Oct.	.186	70	13	0	5
Before ASB	.211	298	63	2	19
After ASB	.224	138	31	0	11
Vs. Atl.	.116	43	6	0	4
Cin.	.220	59	13	0	3
Hou.	.300	40	12	0	1
L.A.	.179	39	7	0	5
S.D.	.169	59	10	1	5
N.L. West	.196	240	47	1	18
Chi.	.385	26	10	0	3
Mon.	.190	42	8	0	3
N.Y.	.385	39	15	1	4
Phl.	.143	42	6	0	1
Pit.	.158	19	3	0	0
St. L.	.179	28	5	0	1
N.L. East	.240	196	47	1	12

JEFF LEONARD

	AVG	AB	H	HR	RBI
Season	.259	278	72	9	49
Candlestick	.253	146	37	4	22
Road	.265	132	35	5	27
Day	.274	95	26	3	14
Night	.251	183	46	6	35
Vs. RHP	.251	187	47	7	34
Vs. LHP	.275	91	25	2	15
April	.295	61	18	2	14
May	—	—	—	—	—
June	—	—	—	—	—
July	.118	34	4	0	4
August	.248	101	25	4	18
Sept.-Oct.	.305	82	25	3	13
Before ASB	.295	61	18	2	14
After ASB	.249	217	54	7	35
Vs. Atl.	.368	38	14	1	6
Cin.	.262	42	11	0	5
Hou.	.275	40	11	1	6
L.A.	.258	62	16	3	13
S.D.	.308	26	8	1	6
N.L. West	.288	208	60	6	36
Chi.	.071	14	1	0	0
Mon.	.118	17	2	0	0
N.Y.	.000	7	0	0	1
Phi.	—	—	—	—	—
Pit.	.238	21	5	1	5
St. L.	.364	11	4	2	7
N.L. East	.171	70	12	3	13

TOM O'MALLEY

	AVG	AB	H	HR	RBI
Season	.275	291	80	2	27
Candlestick	.283	138	39	0	12
Road	.268	153	41	2	15
Day	.286	105	30	1	8
Night	.269	186	50	1	19
Vs. RHP	.269	197	53	2	15
Vs. LHP	.287	94	27	0	12
April	—	—	—	—	—
May	.281	57	16	1	3
June	.241	79	19	0	6
July	.253	75	19	0	10
August	.289	45	13	1	4
Sept.-Oct.	.371	35	13	0	4
Before ASB	.253	170	43	1	14
After ASB	.306	121	37	1	13
Vs. Atl.	.200	45	9	1	6
Cin.	.333	24	8	0	1
Hou.	.304	46	14	0	1
L.A.	.304	23	7	0	5
S.D.	.310	42	13	0	6
N.L. West	.283	180	51	1	19
Chi.	.214	14	3	0	1
Mon.	.174	23	4	0	2
N.Y.	.333	21	7	1	3
Phi.	.233	30	7	0	1
Pit.	.308	13	4	0	1
St. L.	.400	10	4	0	0
N.L. East	.261	111	29	1	8

MILT MAY

	AVG	AB	H	HR	RBI
Season	.263	395	104	9	39
Candlestick	.220	168	37	4	10
Road	.295	227	67	5	29
Day	.234	128	30	4	8
Night	.277	267	74	5	31
Vs. RHP	.257	327	84	7	32
Vs. LHP	.294	68	20	2	7
April	.342	38	13	2	4
May	.234	77	18	1	6
June	.313	64	20	1	8
July	.267	75	20	2	8
August	.188	69	13	2	7
Sept.-Oct.	.278	72	20	1	6
Before ASB	.291	213	62	6	23
After ASB	.231	182	42	3	16
Vs. Atl.	.319	47	15	2	5
Cin.	.277	47	13	1	4
Hou.	.222	54	12	0	6
L.A.	.226	31	7	0	2
S.D.	.325	40	13	2	3
N.L. West	.274	219	60	5	20
Chi.	.231	26	6	0	1
Mon.	.273	33	9	2	3
N.Y.	.115	26	3	0	2
Phi.	.222	36	8	0	4
Pit.	.458	24	11	2	5
St. L.	.226	31	7	0	4
N.L. East	.250	176	44	4	19

JIM WOHLFORD

	AVG	AB	H	HR	RBI
Season	.256	250	64	2	25
Candlestick	.264	110	29	1	9
Road	.250	140	35	1	16
Day	.274	87	24	0	4
Night	.245	163	40	2	21
Vs. RHP	.250	148	37	1	12
Vs. LHP	.264	102	27	1	13
April	.250	8	2	1	2
May	.368	87	32	1	9
June	.176	85	15	0	7
July	.194	31	6	0	5
August	.188	16	3	0	1
Sept.-Oct.	.261	23	6	0	1
Before ASB	.260	200	52	2	21
After ASB	.240	50	12	0	4
Vs. Atl.	.290	31	9	0	1
Cin.	.190	21	4	0	4
Hou.	.071	14	1	0	0
L.A.	.100	10	1	0	0
S.D.	.133	30	4	1	3
N.L. West	.179	106	19	1	8
Chi.	.323	31	10	1	3
Mon.	.313	16	5	0	3
N.Y.	.440	25	11	0	3
Phi.	.188	16	3	0	3
Pit.	.333	24	8	0	3
St. L.	.250	32	8	0	2
N.L. East	.313	144	45	1	17

PLAYER TRANSACTIONS — 1982

- March 4** Outfielder Champ Summers acquired from Detroit for Enos Cabell and cash considerations.
- March 25** Catcher Bob Brenly placed on 21-day disabled list (broken left collar bone).
- March 29** Pitcher Bill Bordley placed on 21-day disabled list (left elbow).
- March 30** Pitchers Atlee Hammaker, Renie Martin, and Craig Chamberlain and a player to be named later acquired from Kansas City for Vida Blue and Bob Tufts.
- March 30** Pitcher Andy McGaffigan and outfielder Ted Wilborn acquired from New York Yankees for Doyle Alexander.
- April 5** Pitcher Jim Barr and first baseman Reggie Smith signed as free agents.
- April 19** Infielder Brad Wellman acquired from Kansas City to complete March 30 deal. Wellman assigned to Phoenix.
- April 21** Outfielder Max Venable placed on 15-day disabled list (Appendectomy). Pitcher Atlee Hammaker recalled from Phoenix.
- April 22** Pitcher Bill Laskey recalled from Phoenix. Pitcher Renie Martin and infielder Joe Pettini optioned to Phoenix.
- April 23** First baseman Jose Barrios purchased from Phoenix.
- May 8** First baseman Reggie Smith placed on 15-day disabled list (right Achilles tendon). Third baseman Tom O'Malley recalled from Phoenix.
- May 11** Pitcher Al Holland placed on 21-day disabled list (right hamstring). Pitcher Renie Martin recalled from Phoenix.
- May 13** Catcher Bob Brenly reinstated off D.L. First baseman Jose Barrios optioned to Phoenix.
- May 18** Pitcher Mike Chris purchased from Phoenix. Pitcher Alan Fowlkes optioned to Phoenix.
- May 23** First baseman Reggie Smith reinstated off D.L. Outfielder Jeff Leonard placed on 15-day disabled list (tendinitis in left wrist).
- May 24** Pitcher Bill Bordley reinstated off D.L., and optioned to Fresno.
- June 1** Outfielder Max Venable reinstated off D.L. Catcher Jeff Ransom optioned to Shreveport.
- June 4** Pitcher Al Holland reinstated off D.L. Pitcher Dan Schatzeder optioned to Phoenix.
- June 15** Pitcher Dan Schatzeder sold to Montreal.
- June 17** Pitcher Alan Fowlkes recalled from Phoenix. Pitcher Mike Chris optioned to Phoenix.
- July 18** Pitcher Alan Fowlkes optioned to Phoenix.
- July 19** Outfielder Jeff Leonard reinstated off D.L.
- August 4** Pitcher Alan Fowlkes recalled from Phoenix. Infielder Guy Sularz optioned to Phoenix.
- August 15** Infielder Joe Pettini recalled from Phoenix. Shortstop Johnnie LeMaster placed on 15-day disabled list (pulled right thigh).
- August 16** Infielder Guy Sularz recalled from Phoenix. Third baseman Tom O'Malley placed on 21-day disabled list (groin pull).
- September 1** Catcher Ron Pruitt purchased from Phoenix. Shortstop Johnnie LeMaster reinstated off D.L.
- September 3** Pitcher Mike Chris, catcher John Rabb, and infielder Brad Wellman recalled from Phoenix. Pitchers Mark Dempsey and Andy McGaffigan purchased from Phoenix. Pitcher Scott Garrelts recalled from Shreveport.
- September 6** Third baseman Tom O'Malley reinstated off D.L.
- October 15** Pitcher Herman Segelke acquired from Chicago Cubs for Al Hargesheimer.
- December 14** Pitchers Mike Krukow and Mark Davis, and outfielder Charles Penigar acquired from Philadelphia Phillies for Joe Morgan and Al Holland.

SAN FRANCISCO GIANTS 1982 DAY-BY-DAY RECORD

DATE	SITE	OPP	WINNER/LOSER	W/L	SCORE	RECORD	POS	G/B
April 6	AD	L.A.	Forster/Lavelle	L	4-3	0-1	3	-1
April 7	AN	L.A.	Welch/Breining	L	9-2	0-2	5	-2
April 9	AN	Cin.	PASTORE/Schatzeder	L	7-0	0-3	6	-3
April 10	AD	Cin.	Minton/Hume	W*	7-5	1-3	5	-3
April 11	AD	Cin.	Holland/Leibrandt	W	6-1	2-3	3	-3
April 13	HD	S.D.	Fowlkes/Montefusco	W	3-2	3-3	3	-3½
April 14	HN	S.D.	Lollar/Schatzeder	L	3-2	3-4	4	-4½
April 16	HN	Cin.	GALE/Soto	W	6-1	4-4	2	-4½
April 17	HD	Cin.	Berenyi/Holland	L	8-2	4-5	3	-5½
April 18	HD	Cin.	Fowlkes/Seaver	W	4-2	5-5	3	-5½
April 19	AN	S.D.	EICHELBERGER/Schatzeder	L	13-6	5-6	3	-6
April 20	AN	S.D.	Curtis/Gale	L	8-4	5-7	3	-7
April 21	AN	S.D.	Montefusco/Holland	L	7-6	5-8	4	-8
April 23	HN	L.A.	WELCH/Fowlkes	L	9-0	5-9	5	-7½
April 24	HN	L.A.	Howe/Minton	L	7-6	5-10	4	-7½
April 25	HD	L.A.	Breining/Valenzuela	W	6-3	6-10	4	-7
April 27	HN	Mon.	Rogers/Holland	L	3-2	6-11	6	-6½
April 28	HD	Mon.	LASKEY/Gullickson	W	7-0	7-11	4	-6½
April 29	HN	Mon.	FOWLKES/Burris	W	7-3	8-11	4	-6½
April 30	HN	N.Y.	Breining/Allen	W	5-4	9-11	4	-6½
May 1	HD	N.Y.	Hammaker/Zachry	W	6-3	10-11	4	-5½
May 2	HD	N.Y.	Holland/Lynch	W	4-3	11-11	4	-5½
	HD	N.Y.	Jones/Laskey	L	2-0	11-12	3	-6½
May 3	HN	Phl.	Monge/Schatzeder	L	5-3	11-13	3	-7
May 4	HN	Phl.	Carlton/Gale	L	9-4	11-14	5	-7
May 6	AN	N.Y.	Minton/Orosco	W	5-3	12-14	4	-6
May 7	AN	N.Y.	Puleo/Laskey	L	3-2	12-15	5	-7
May 8	AD	N.Y.	Lavelle/Lynch	W	8-3	13-15	4	-6
May 9	AD	N.Y.	Swan/Minton	L	6-5	13-16	4	-7
May 10	AN	Mon.	Fryman/Lavelle	L	5-4	13-17	5	-7½
May 11	AN	Mon.	Hammaker/Sanderson	W	5-4	14-17	4	-6½
May 12	AN	Mon.	Laskey/Rogers	W	3-2	15-17	4	-6½
May 13	AN	Phl.	RUTHVEN/Fowlkes	L	8-1	15-18	4	-6½
May 14	AN	Phl.	CARLTON/Gale	L	2-0	15-19	4	-7½
May 15	AN	Phl.	Christenson/Minton	L	5-3	15-20	4	-7½
May 16	AD	Phl.	KRUKOW/Hammaker	L	6-1	15-21	5	-8½
May 18	HN	Pit.	LASKEY/Candelaria	W	2-1	16-21	6	-8
May 19	HD	Pit.	Robinson/Chris	L	2-1	16-22	6	-9
May 20	HD	Pit.	Lavelle/Scurry	W	3-1	17-22	5	-8½
May 21	HN	Chi.	Tidrow/Martin	L	6-4	17-23	5	-9½
May 22	HD	Chi.	Ripley/Hammaker	L	2-1	17-24	5	-9½
May 23	HD	Chi.	Lavelle/Tidrow	W*	4-3	18-24	5	-8½
	HD	Chi.	Schatzeder/Larson	W	6-3	19-24	5	-8
May 24	HN	Stl.	ANDUJAR/Gale	L	6-0	19-25	5	-8
May 25	HN	Stl.	LaPoint/Martin	L	8-3	19-26	5	-9
May 26	HD	Stl.	Mura/Hammaker	L	8-4	19-27	6	-9
May 28	AN	Pit.	Laskey/Candelaria	W	10-5	20-27	5	-8½
May 29	AN	Pit.	Barr/Robinson	W	9-5	21-27	5	-7½
May 30	AD	Pit.	Solomon/Barr	L*	7-6	21-28	5	-7½
May 31	AN	Stl.	J. Martin/R. Martin	L	11-6	21-29	5	-7½
June 1	AN	Stl.	Minton/Kaat	W*	4-3	22-29	4	-7½
June 2	AN	Stl.	Andujar/LASKEY	L	1-0	22-30	5	-8½
June 4	AD	Chi.	Breining/Jenkins	W	4-3	23-30	5	-8
June 5	AD	Chi.	Gale/Bird	W	2-1	24-30	4	-8
June 6	AD	Chi.	Martin/Martz	W	5-3	25-30	4	-7
June 8	HN	Hou.	Hammaker/Ryan	W	7-3	26-30	4	-7½
June 9	HD	Hou.	NIEKRO/Laskey	L	6-1	26-31	4	-8½

DATE	SITE	OPP.	WINNER/LOSER	W/L	SCORE	RECORD	POS	GB
June 11	HN	Atl.	Walk/Chris	L	5-3	26-32	4	-9½
June 12	HD	Atl.	Niekro/Gale	L	10-5	26-33	4	-10½
June 13	HD	Atl.	Martin/Dayley	W	2-1	27-33	4	-9½
	HD	Atl.	Camp/Hammaker	L	5-1	27-34	4	-10½
June 15	AN	Cin.	Laskey/Seaver	W	4-3	28-34	4	-10
June 16	AN	Cin.	Soto/Barr	L	7-3	28-35	4	-11
June 17	AD	Cin.	Leibrandt/Gale	L	4-2	28-36	4	-11½
June 18	AN	Atl.	Dayley/Martin	L	8-3	28-37	4	-12½
June 19	AN	Atl.	Lavelle/Garber	W	9-4	29-37	4	-11½
June 20	AD	Atl.	Laskey/Walk	W	5-3	30-37	4	-10½
June 21	AN	Atl.	CAMP/MINTON	L	8-7	30-38	4	-11½
June 22	AN	Hou.	RUHLE/GALE	L	2-0	30-39	4	-11½
June 23	AN	Hou.	Breining/LaCorte	W	9-8	31-39	4	-11½
June 24	AN	Hou.	HAMMAKER/NIEKRO	W*	4-3	32-39	4	-10½
June 25	HN	S.D.	Eichelberger/Laskey	L	3-2	32-40	4	-11½
June 26	HD	S.D.	Show/Lavelle	L*	7-6	32-41	4	-11½
June 27	HD	S.D.	Lollar/Gale	L	4-2	32-42	4	-12½
June 28	HN	Cin.	MARTIN/Leibrandt	W	7-1	33-42	4	-11½
June 29	HN	Cin.	HAMMAKER/Shirley	W	3-0	34-42	4	-11½
June 30	HN	Cin.	Minton/Leibrandt	W*	7-6	35-42	4	-11½

July 2	AN	S.D.	Holland/Dravecky	W	8-4	36-42	4	-11
	AN	S.D.	Lollar/Lavelle	L	3-2	36-43	4	-12
July 3	AN	S.D.	Minton/Chiffer	W*	4-3	37-43	4	-12
July 4	AD	S.D.	Dravecky/Hammaker	L	4-3	37-44	4	-13
July 5	AN	Phl.	LASKEY/Ruthven	W	3-1	38-44	4	-13
July 6	AN	Phl.	Lyle/Breining	L	3-2	38-45	4	-13
July 7	AN	N.Y.	Gale/Gaff	W	3-2	39-45	4	-13
July 8	AN	N.Y.	Martin/Orosco	W	9-7	40-45	4	-12
July 9	AN	Mon.	Hammaker/Rogers	W	3-2	41-45	4	-12
July 10	AN	Mon.	Gullickson/Laskey	L	8-4	41-46	4	-12
July 11	AD	Mon.	Minton/Reardon	W*	8-7	42-46	4	-11

ALL-STAR BREAK

RECORD 42-46

July 15	HN	Phl.	Krukow/Gale	L	2-1	42-47	4	-12
July 16	HN	Phl.	CARLTON/Laskey	L	1-0	42-48	4	-12
July 17	HD	Phl.	Reed/Breining	L*	5-3	42-49	4	-13
July 18	HD	Phl.	HAMMAKER/Christenson	W	4-3	43-49	4	-13
July 20	HN	N.Y.	Gale/Puleo	W	5-1	44-49	4	-13½
July 21	HD	N.Y.	Falcone/Laskey	L	6-2	44-50	4	-13½
July 23	HN	Mon.	Burris/Lavelle	L*	8-7	44-51	4	-13½
July 24	HD	Mon.	HAMMAKER/Palmer	W	5-2	45-51	4	-13½
July 25	HD	Mon.	Gale/Sanderson	W	3-2	46-51	4	-12½
July 26	HN	L.A.	LASKEY/Valenzuela	W	6-1	47-51	4	-12
July 27	HN	L.A.	Beckwith/Martin	L	7-3	47-52	4	-13½
July 28	HN	L.A.	Breining/Stewart	W	6-2	48-52	4	-13½
July 30	AN	Hou.	SUTTON/Gale	L	3-1	48-53	4	-13½
July 31	AN	Hou.	Laskey/Ruhle	W	5-4	49-53	4	-12½
	AN	Hou.	LaCoss/Hammaker	L	5-0	49-54	4	-13

Aug. 1	AN	Hou.	Minton/LaCorte	W*	4-2	50-54	4	-12
Aug. 2	AN	Atl.	Walk/Breining	L	7-3	50-55	4	-13
Aug. 3	AN	Atl.	Minton/Garber	W	6-3	51-55	4	-12
Aug. 4	AN	Atl.	Lavelle/Bedrosian	W	3-2	52-55	4	-11
Aug. 5	HN	Hou.	Laskey/Ruhle	W	5-2	53-55	4	-10
Aug. 6	HN	Hou.	Lavelle/Moffitt	W	7-6	54-55	4	-9
Aug. 7	HD	Hou.	Martin/Niekro	W	9-2	55-55	4	-8
Aug. 8	HD	Hou.	Breining/Knepper	W	3-2	56-55	4	-6½
	HD	Hou.	Lavelle/LaCoss	W	8-3	57-55	4	-5½
Aug. 9	HN	Atl.	BARR/Perez	W	5-0	58-55	4	-5

DATE	SITE	OPP.	WINNER/LOSER	W/L	SCORE	RECORD	POS	GB
Aug. 10	HN	Atl.	LASKEY/Hrabosky	W	3-2	59-55	4	-5
Aug. 11	HD	Atl.	Breining/Diaz	W*	8-6	60-55	4	-4
Aug. 12	AD	L.A.	Nidenfuer/Martin	L	6-2	60-56	4	-5
Aug. 13	AN	L.A.	WELCH/Gale	L	6-1	60-57	4	-6
Aug. 14	AN	L.A.	Barr/Stewart	W	4-2	61-57	4	-5
Aug. 15	AD	L.A.	Laskey/Valenzuela	W	8-6	62-57	4	-4
Aug. 17	AN	Pit.	RHODEN/Hammaker	L	4-1	62-58	4	-4½
Aug. 18	AN	Pit.	Fowlkes/Robinson	W	16-9	63-58	4	-5
Aug. 19	AN	Pit.	Candelaria/Gale	L	6-1	63-59	4	-5
Aug. 20	AN	Stl.	Lavelle/Sutter	W	8-7	64-59	4	-5
Aug. 21	AN	Stl.	LaPoint/Laskey	L	7-6	64-60	4	-5
Aug. 22	AD	Stl.	Lahti/Lavelle	L*	5-4	64-61	4	-5
Aug. 23	AD	Chi.	Bird/Martin	L	8-5	64-62	4	-5
Aug. 24	AD	Chi.	Jenkins/Gale	L	8-4	64-63	4	-6
Aug. 25	AD	Chi.	Martz/Barr	L	4-2	64-64	4	-7
Aug. 27	HN	Pit.	Rhoden/LASKEY	L	3-2	64-65	4	-8
Aug. 28	HD	Pit.	Hammaker/Robinson	W	4-2	65-65	4	-8
Aug. 29	HD	Pit.	Candelaria/Martin	L	4-3	65-66	4	-8
Aug. 31	HN	Chi.	Holland/Hernandez	W	4-3	66-66	4	-8
Sept. 1	HD	Chi.	Campbell/Gale	L	7-6	66-67	4	-9
Sept. 3	HN	Stl.	Minton/Sutter	W*	3-2	67-67	4	-9
Sept. 4	HN	Stl.	Lavelle/Sutter	W	5-4	68-67	4	-8
Sept. 5	HD	Stl.	BREINING/Stuper	W	5-1	69-67	4	-7
Sept. 6	AN	Atl.	Holland/Moore	W	8-2	70-67	4	-6
Sept. 7	AN	Atl.	Barr/Camp	W	3-2	71-67	4	-5½
Sept. 8	AN	Hou.	NIEKRO/Hammaker	L	8-1	71-68	4	-6
Sept. 9	AD	Hou.	Martin/LaCoss	W	5-1	72-68	4	-6
Sept. 10	AN	S.D.	BREINING/Dravecky	W	5-1	73-68	4	-6
Sept. 11	AN	S.D.	Laskey/Welsh	W	8-3	74-68	3	-5
Sept. 13	HN	Cin.	Price/Lavelle	L*	5-4	74-69	3	-6
Sept. 14	HN	Cin.	Hammaker/Berenyi	W	2-1	75-69	3	-6
Sept. 15	HN	Cin.	Gale/Price	W	5-4	76-69	3	-6
Sept. 16	HN	S.D.	Breining/Lollar	W	9-3	77-69	3	-5½
Sept. 17	HN	S.D.	Dravecky/Laskey	L	4-2	77-70	3	-6½
Sept. 18	HD	S.D.	Gale/Eichelberger	W	4-1	78-70	3	-5½
Sept. 19	HD	S.D.	Holland/Deleon	W*	4-3	79-70	3	-5½
Sept. 21	AN	Cin.	Shirley/Breining	L	6-5	79-71	3	-5½
Sept. 22	AN	Cin.	Martin/Soto	W	2-0	80-71	3	-4½
Sept. 23	AD	Cin.	Hammaker/Pastore	W	11-7	81-71	3	-4
Sept. 24	AN	L.A.	Holland/Howe	W	3-2	82-71	3	-3
Sept. 25	AD	L.A.	McGaffigan/Valenzuela	W	5-4	83-71	3	-2
Sept. 26	AD	L.A.	Breining/Hooton	W	3-2	84-71	2	-1
Sept. 27	HN	Atl.	NIEKRO/Martin	L	7-0	84-72	3	-1
Sept. 28	HN	Atl.	Perez/Laskey	L	8-3	84-73	3	-2
Sept. 29	HN	Hou.	Hammaker/Niekro	W	6-1	85-73	2	-2
Sept. 30	HN	Hou.	Lavelle/Boone	W	7-6	86-73	2	-1
Oct. 1	HN	L.A.	REUSS/Breining	L	4-0	86-74	3	-2
Oct. 2	HD	L.A.	Welch/Martin	L	15-2	86-75	3	-3
Oct. 3	HD	L.A.	Minton/Nidenfuer	W	5-3	87-75	3	-2

AFTER ALL-STAR BREAK

RECORD 43-29

FINAL 1982

RECORD 87-75

Pitcher's name in CAPITAL LETTERS denotes complete game

HN — Home Night

HD — Home Day

AN — Away Night

AD — Away Day

*Extra-inning game

FINAL NATIONAL LEAGUE STANDINGS


WEST	W	L	PCT	GB	EAST	W	L	PCT	GB
Atlanta	89	73	.549	—	St. Louis	92	70	.568	—
Los Angeles	88	74	.543	1	Philadelphia	89	73	.549	3
GIANTS	87	75	.537	2	Montreal	86	76	.531	6
San Diego	81	81	.500	8	Pittsburgh	84	78	.519	8
Houston	77	85	.475	12	Chicago	73	89	.451	19
Cincinnati	61	101	.377	28	New York	65	97	.401	27

1982 TEAM PITCHING

CLUB	ERA	G	CG	SHO	SV	IP	H	R	ER	HR	HB	BB	IBB	SO
Los Angeles	3.26	162	37	16	28	1488	1356	612	539	81	22	468	89	932
Montreal	3.31	162	34	10	43	1461	1371	616	538	110	22	448	49	936
St. Louis	3.37	162	25	10	47	1465	1420	609	549	94	22	502	90	689
Houston	3.42	162	37	16	31	1447	1338	620	549	87	33	479	40	899
San Diego	3.52	162	20	11	41	1476	1348	658	578	139	27	502	39	765
Philadelphia	3.61	162	38	13	33	1456	1395	654	584	86	28	472	70	1002
GIANTS	3.64	162	18	4	45	1465	1507	687	592	109	25	466	89	810
Cincinnati	3.66	162	22	7	31	1460	1414	661	594	105	27	570	85	998
Pittsburgh	3.81	162	19	7	39	1467	1434	696	621	118	29	521	70	934
Atlanta	3.82	162	15	11	51	1463	1484	702	621	126	24	502	62	813
New York	3.88	162	15	5	37	1477	1508	723	624	119	17	582	49	759
Chicago	3.92	162	9	7	43	1447	1510	709	630	125	29	452	67	764

1982 TEAM HITTING

CLUB	AVG	G	AB	R	H	2B	3B	HR	RBI	BB	IBB	SO	SB	CS
Pittsburgh	.273	162	5614	724	1535	272	40	134	688	447	72	862	161	75
St. Louis	.264	162	5455	685	1439	239	52	67	632	569	66	805	200	91
Los Angeles	.264	162	5642	691	1487	222	32	138	661	528	83	804	151	56
Montreal	.262	162	5557	697	1454	270	38	133	656	503	72	816	156	56
Philadelphia	.260	162	5454	664	1417	245	25	112	624	506	66	831	128	76
Chicago	.260	162	5531	676	1436	239	46	102	647	460	62	869	132	70
San Diego	.257	162	5575	675	1435	217	52	81	611	429	78	877	165	77
Atlanta	.256	162	5507	739	1411	215	22	146	687	554	64	869	151	77
GIANTS	.253	162	5499	673	1393	213	30	133	631	607	70	915	130	56
Cincinnati	.251	162	5479	545	1375	228	34	82	496	470	50	817	131	69
New York	.247	162	5510	609	1361	227	26	97	568	456	49	998	136	58
Houston	.247	162	5440	569	1342	236	48	74	533	435	67	831	140	61



1982 NATIONAL LEAGUE INDIVIDUAL LEADERS

BATTING

BATTING AVERAGE

.331 Oliver, Mtl.
.319 Madlock, Pit.
.312 Durham, Chi.
.307 L. Smith, St.L.
.306 Buckner, Chi.
.304 Guerrero, L.A.
.301 Dawson, Mtl.
.300 Baker, L.A.
.299 Hernandez, St.L.
.296 Pena, Pit.

HOME RUNS

37 Kingman, N.Y.
36 Murphy, Atl.
35 Schmidt, Phil.
32 Guerrero, L.A.
32 Horner, Atl.
31 Thompson, Pit.
29 Carter, Mtl.
28 Wallach, Mtl.
27 **Clark, S.F.**
24 Cey, L.A.

RUNS BATTED IN

109 Murphy, Atl.
109 Oliver, Mtl.
105 Buckner, Chi.
104 Hendrick, St.L.
103 **Clark, S.F.**
101 Thompson, Pit.
100 Guerrero, L.A.
99 Kingman, N.Y.
97 4 players tied

DOUBLES

43 Oliver, Mtl.
42 Kennedy, S.D.
37 Dawson, Mtl.
36 Knight, Hou.
35 Ceden, Cin.
35 Garvey, L.A.
35 L. Smith, St.L.
34 Buckner, Chi.
33 5 players tied

TRIPLES

10 Thon, Hou.
9 Moreno, Pit.
9 Puhl, Hou.
9 Wilson, N.Y.
8 Garner, Hou.
8 McGee, St.L.
8 Raines, Mtl.
8 Richards, S.D.
8 L. Smith, St.L.

GAME-WINNING R.B.I.

21 **Clark, S.F.**
21 Hernandez, St.L.
18 Guerrero, L.A.
17 Matthews, Phil.
16 Baker, L.A.
15 Buckner, Chi.
15 Garner, Hou.
15 Kennedy, S.D.
14 4 players tied

STOLEN BASES

78 Raines, Mtl.
68 L. Smith, St.L.
60 Moreno, Pit.
58 Wilson, N.Y.
49 S. Sax, L.A.
42 Dernier, Phil.
40 Lacy, Pit.
39 Dawson, Mtl.
37 Thon, Hou.
35 Wills, Chi.

ON-BASE PERCENTAGE

.403 Schmidt, Phil.
.400 **Morgan, S.F.**
.397 Hernandez, St.L.
.392 Oliver, Mtl.
.391 Thompson, Pit.
.388 Lezcano, S.D.
.388 Durham, Chi.
.381 L. Smith, St.L.
.381 Carter, Mtl.
.378 Murphy, Atl.

WALKS

107 Schmidt, Phil.
101 Thompson, Pit.
100 Hernandez, St.L.
93 Murphy, Atl.
90 **Clark, S.F.**
85 **Morgan, S.F.**
82 Driessen, Cin.
78 Carter, Mtl.
78 Lezcano, S.D.
77 **Evans, S.F.**

PITCHING

EARNED-RUN AVERAGE

2.40 Rogers, Mtl.
2.47 Niekro, Hou.
2.47 Andujar, St.L.
2.79 Soto, Cin.
2.87 Valenzuela, L.A.
2.94 Candelaria, Pit.
3.00 Sutton, Hou.
3.10 Carlton, Phil.
3.11 Reuss, L.A.
3.12 Krukow, Phil.

WON - LOST

23-11 Carlton, Phil.
19-8 Rogers, Mtl.
19-13 Valenzuela, L.A.
18-11 Reuss, L.A.
17-4 Niekro, Atl.
17-12 Niekro, Hou.
16-9 Lollar, S.D.
16-11 Welch, L.A.
16-12 Ryan, Hou.
15 3 pitchers tied

INNINGS PITCHED

295.2 Carlton, Phil.
285.0 Valenzuela, L.A.
277.0 Rogers, Mtl.
270.0 Niekro, Hou.
265.2 Andujar, St.L.
257.2 Soto, Cin.
254.2 Reuss, L.A.
250.1 Ryan, Hou.
236.2 Gullickson, Mtl.
235.2 Welch, L.A.

GAMES

85 Tekulve, Pit.
78 **Minton, S.F.**
76 Scurry, Pit.
75 Hernandez, Chi.
75 Reardon, Mtl.
72 Smith, Chi.
70 Sutter, St.L.
69 Garber, Atl.
68 **Lavelle, S.F.**
66 Howe, L.A.

SAVES

36 Sutter, St.L.
30 Garber, Atl.
30 **Minton, S.F.**
26 Reardon, Mtl.
20 Tekulve, Pit.
19 Allen, N.Y.
17 Hume, Cin.
17 Smith, Chi.
16 Lucas, S.D.
15 DeLeon, S.D.

STRIKEOUTS

286 Carlton, Phil.
274 Soto, Cin.
245 Ryan, Hou.
199 Valenzuela, L.A.
179 Rogers, Mtl.
176 Welch, L.A.
165 Robinson, Pit.
158 Sanderson, Mtl.
157 Berenyi, Cin.
155 Gullickson, Mtl.

1982 NATIONAL LEAGUE AWARDS RECAP

AWARD	RECIPIENT	SELECTED BY
Manager of the Year	Frank Robinson Joe Torre Whitey Herzog	UPI AP TSN
Most Valuable Player	Dale Murphy	BBWAA
Player of the Year	Dale Murphy	TSN
Cy Young Award	Steve Carlton	BBWAA
Pitcher of the Year	Steve Carlton	TSN
Rolaids Relief Man	Bruce Sutter	MLPBC
Fireman of the Year	Bruce Sutter	TSN
Rookie of the Year	Johnny Ray Steve Sax	TSN BBWAA
Rookie Pitcher of the Year	Steve Bedrosian	TSN
Comeback of the Year	Joe Morgan	TSN, UPI
World Series MVP	Darrell Porter	SPORT Magazine
League Championship MVP	Darrell Porter	National League
All-Star MVP	Dave Concepcion	Commissioner's Office

ALL-STAR TEAMS

NATIONAL LEAGUE

1B	Al Oliver	TSN, UPI
2B	Steve Sax Manny Trillo	UPI TSN
SS	Ozzie Smith	TSN, UPI
3B	Mike Schmidt	TSN, UPI
OF	Dale Murphy Pedro Guerrero Lonnie Smith	TSN, UPI TSN, UPI TSN, UPI
C	Gary Carter	TSN, UPI
P	Steve Carlton	UPI
RP	Bruce Sutter	UPI
RHP	Steve Rogers	TSN
LHP	Steve Carlton	TSN

GOLD GLOVE

(The Sporting News)	
1B	Keith Hernandez
2B	Manny Trillo
SS	Ozzie Smith
3B	Mike Schmidt
OF	Garry Maddox Dale Murphy Andre Dawson
C	Gary Carter
P	Phil Niekro

ROOKIE

2B	Johnny Ray Steve Sax	BD BD, TOPPS
3B	Ryne Sandberg	BD, TOPPS
OF	Chili Davis Willie McGee	BD, TOPPS BD, TOPPS
P	Bill Laskey	BD
RP	Eric Show Steve Bedrosian	BD BD
RHP	Bill Laskey	TOPPS

SILVER BATS

(The Sporting News)	
1B	Al Oliver
2B	Joe Morgan
SS	Dave Concepcion
3B	Mike Schmidt
OF	Dale Murphy Pedro Guerrero Leon Durham
C	Gary Carter
P	Don Robinson

KEY

BBWAA	Baseball Writers' Association of America
TSN	<i>The Sporting News</i>
AP	Associated Press
UPI	United Press International
TOPPS	Topps Chewing Gum/National Association
BD	<i>Baseball Digest</i>
MLBPC	Major League Baseball Promotion Corp.

Giants to Remember



SAN FRANCISCO GIANTS YEAR-BY-YEAR

Year	Manager	Record	Finish	Home	Road	
1958*	Bill Rigney	80-74	.519	3	44-33	36-41
1959*	Bill Rigney	83-71	.539	3	42-35	41-36
1960	Rigney-Tom Sheehan	79-75	.513	5	45-32	34-43
1961	Alvin Dark	85-69	.552	3	45-32	40-37
1962	Alvin Dark	103-62	.624	1	61-21	42-41
1963	Alvin Dark	88-74	.543	3	50-31	38-43
1964	Alvin Dark	90-72	.556	4	44-37	46-35
1965	Herman Franks	95-67	.586	2	51-30	44-37
1966	Herman Franks	93-68	.578	2	47-34	46-34
1967	Herman Franks	91-71	.562	2	51-31	40-40
1968	Herman Franks	88-74	.543	2	42-39	46-35
1969	Clyde King	90-72	.556	2W	52-29	38-43
1970	King-Charlie Fox	86-76	.531	3W	48-33	38-43
1971	Charlie Fox	90-72	.556	1W	51-30	39-42
1972	Charlie Fox	69-86	.445	5W	34-43	35-43
1973	Charlie Fox	88-74	.543	3W	47-34	41-40
1974	Fox-Wes Westrum	72-90	.444	5W	37-44	35-46
1975	Wes Westrum	80-81	.497	3W	46-35	34-46
1976	Bill Rigney	74-88	.457	4W	40-41	34-47
1977	Joe Altobelli	75-87	.463	4W	38-43	37-44
1978	Joe Altobelli	89-73	.549	3W	50-31	39-42
1979	Altobelli-Dave Bristol	71-91	.438	4W	38-43	33-48
1980	Dave Bristol	75-86	.466	5W	44-37	31-49
1981	Frank Robinson	56-55	.505	4W	29-24	27-31
1982	Frank Robinson	87-75	.537	3W	45-36	42-39
TOTALS 25 SEASONS		2077-1893	.523		1121-858	956-1025

*Denotes games played in Seals Stadium

Note: 1960 — Rigney (33-25), Sheehan (46-50) 1974 — Fox (34-42), Westrum (38-48)
 1970 — King (19-23), Fox (67-53) 1979 — Altobelli (61-79), Bristol (10-12)

GIANTS ALL-STAR GAME SELECTIONS

- 1958: (3) John Antonelli (p), Willie Mays (of), Bob Schmidt (c)
- 1959: (4) John Antonelli (p), Orlando Cepeda (1b), Sam Jones (p), Willie Mays (of)
- 1960: (3) Orlando Cepeda (of), Willie Mays (of), Mike McCormick (p)
- 1961: (5) Ed Bailey (c), Orlando Cepeda (of), Willie Mays (of), Mike McCormick (p), Stu Miller (p)
- 1962: (5) Felipe Alou (of), Orlando Cepeda (1b), Jim Davenport (3b), Juan Marichal (p), Willie Mays (of)
- 1963: (5) Ed Bailey (c), Orlando Cepeda (1b), Juan Marichal (p), Willie Mays (of), Willie McCovey (of)
- 1964: (3) Orlando Cepeda (1b), Juan Marichal (p), Willie Mays (of)
- 1965: (2) Juan Marichal (p), Willie Mays (of)
- 1966: (6) Tom Haller (c), Jim Hart (3b), Juan Marichal (p), Willie Mays (of), Willie McCovey (1b), Gaylord Perry (p)
- 1967: (3) Tom Haller (c), Juan Marichal (p), Willie Mays (of)
- 1968: (3) Juan Marichal (p), Willie Mays (of), Willie McCovey (1b)
- 1969: (3) Juan Marichal (p), Willie Mays (of), Willie McCovey (1b)
- 1970: (4) Dick Dietz (c), Willie Mays (of), Willie McCovey (1b), Gaylord Perry (p)
- 1971: (4) Bobby Bonds (of), Juan Marichal (p), Willie Mays (of), Willie McCovey (1b)
- 1972: (1) Chris Speier (ss)
- 1973: (2) Bobby Bonds (of), Chris Speier (ss)
- 1974: (1) Chris Speier (ss)
- 1975: (1) Bobby Murcer (of)
- 1976: (1) John Montefusco (p)
- 1977: (1) Gary Lavelle (p)
- 1978: (2) Vida Blue (p), Jack Clark (of)
- 1979: (1) Jack Clark (of)
- 1980: (1) Ed Whitson (p)
- 1981: (1) Vida Blue (p)
- 1982: (1) Greg Minton (p)

SAN FRANCISCO GIANTS OPENING DAY LINEUPS

1958

Davenport 3B
King LF
Mays CF
Kirkland RF
Cepeda 1B
Spencer SS
O'Connell 2B
Thomas C
Gomez P

1959

Davenport 3B
Brandt LF
Mays CF
Cepeda 1B
Kirkland RF
Spencer 2B
Rodgers SS
Schmidt C
Antonelli P

1960

Blasingame 2B
Davenport 3B
Mays CF
McCovey LF
Cepeda 1B
Kirkland RF
Bressoud SS
Schmidt C
Jones P

1961

F. Alou LF
Kuenn 3B
Mays CF
McCovey 1B
Cepeda RF
Haller C
Hiller 2B
Bressoud SS
Jones P

1962

Kuenn LF
Pagan SS
Mays CF
Cepeda 1B
F. Alou RF
Bailey C
Davenport 3B
Hiller 2B
Marichal P

1963

Hiller 2B
Davenport 3B
Mays CF
McCovey LF
Cepeda 1B
Haller C
F. Alou RF
Pagan SS
Sanford P

1964

Kuenn RF
Davenport 2B
McCovey LF
Mays CF
Cepeda 1B
Hart 3B
Haller C
Pagan SS
Marichal P

1965

Kuenn LF
Lanier 2B
Mays CF
Hart 3B
McCovey 1B
J. Alou RF
Haller C
Pagan SS
Marichal P

1966

Lanier 2B
Gabrielson LF
Mays CF
McCovey 1B
Hart 3B
J. Alou RF
Haller C
Fuentes SS
Marichal P

1967

Henderson RF
J. Alou LF
Mays CF
McCovey 1B
Hart 3B
Haller C
Davenport SS
Lanier 2B
Marichal P

1968

Hunt 2B
Davenport 3B
Mays CF
McCovey 1B
Hart LF
Hiatt C
J. Alou RF
Lanier SS
Marichal P

1969

Mays CF
Hunt 2B
Bonds RF
McCovey 1B
Hart LF
Dietz C
Etheridge 3B
Lanier SS
Marichal P

1970

Bonds RF
Gallagher 3B
Mays CF
McCovey 1B
Henderson LF
Dietz C
Fuentes 2B
Lanier SS
Perry P

1971

Bonds RF
Fuentes 2B
Mays CF
McCovey 1B
Henderson LF
Dietz C
Gallagher 3B
Lanier SS
Marichal P

1972

Mays CF
Fuentes 2B
Henderson LF
McCovey 1B
Bonds RF
Kingman 3B
Healy C
Speier SS
Marichal P

1973

Bonds RF
Fuentes 2B
Speier SS
McCovey 1B
Maddox CF
Gallagher 3B
Matthews LF
Rader C
Marichal P

1974

Bonds RF
Fuentes 2B
Maddox CF
Matthews LF
Ontiveros 1B
Kingman 3B
Speier SS
Rudolph C
Bradley P

1975

Maddox CF
Thomas 2B
Thomasson 1B
Murcer RF
Matthews LF
Speier SS
Ontiveros 3B
Rader C
Barr P

1976

Thomas 2B
Joshua CF
Murcer RF
Matthews LF
Montanez 1B
Speier SS
Reitz 3B
Rader C
Montefusco P

1977

Thomasson CF
Andrews 2B
Madlock 3B
Evans LF
McCovey 1B
Whitfield RF
Speier SS
Hill C
Montefusco P

1978

Herndon CF
Andrews 2B
Evans 3B
McCovey 1B
Clark RF
Whitfield LF
Hill C
LeMaster SS
Montefusco P

1979

North CF
Whitfield LF
Madlock 2B
Clark RF
Evans 3B
Ivie 1B
Hill C
Metzger SS
Blue P

1980

North CF
Evans 3B
Clark RF
Ivie 1B
Herndon LF
Stennett 2B
Hill C
LeMaster SS
Knepper P

1981

North CF
Cabell 1B
Morgan 2B
Clark RF
Evans 3B
Herndon LF
May C
LeMaster SS
Blue P

1982

Davis LF
Morgan 2B
Clark RF
Smith 1B
Evans 3B
Leonard CF
May C
LeMaster SS
Holland P

GIANTS IN OPENING DAYS

The Giants are 16-9 in season openers since 1958. Juan Marichal was San Francisco's opening day pitcher 10 times, posting a 6-2 record in those assignments.

SAN FRANCISCO GIANTS YEARLY PITCHING LEADERS

Year	Wins	ERA	IP	SO
1958	Antonelli(13)	*Miller(2.47)	*Antonelli(242)	Antonelli(143)
1959	*Jones(21)	*Jones(2.82)	Antonelli(282)	Jones(209)
1960	Jones(18)	*McCormick(2.70)	McCormick(253)	Jones(190)
1961	Miller(14)	McCormick(3.20)	McCormick(250)	McCormick(163)
1962	Sanford(24)	Marichal(3.32)	O'Dell(281)	O'Dell(195)
1963	*Marichal(25)	Marichal(2.41)	Marichal(321)	Marichal(248)
1964	Marichal(21)	Marichal(2.48)	Marichal(269)	Marichal(206)
1965	Marichal(22)	Marichal(2.13)	Marichal(295)	Marichal(240)
1966	Marichal(25)	Marichal(2.23)	Marichal(307)	Marichal(222)
1967	McCormick(22)	Perry(2.61)	Perry(293)	Perry(230)
1968	*Marichal(26)	Bolin(1.98)	*Marichal(325)	Marichal(218)
1969	Marichal(21)	*Marichal(2.10)	*Perry(326)	Perry(233)
1970	*Perry(23)	Perry(3.20)	*Perry(328)	Perry(215)
1971	Marichal(18)	Perry(2.76)	Perry(280)	Marichal(159)
1972	Bryant(14)	Barr(2.87)	Bryant(214)	McDowell(122)
1973	*Bryant(24)	Bryant(3.53)	Bryant(270)	Bryant(143)
1974	Caldwell(14)	Barr(2.74)	Barr(239)	D'Acquisto(167)
1975	Montefusco(15)	Montefusco(2.88)	Barr(244)	Montefusco(215)
1976	Montefusco(16)	Montefusco(2.85)	Montefusco(253)	Montefusco(172)
1977	Halicki(16)	Halicki(3.31)	Halicki(258)	Halicki(168)
1978	Blue(18)	Knepper(2.63)	Knepper(260)	Montefusco(177)
1979	Blue(14)	Montefusco(3.94)	Blue(237)	Blue(138)
1980	Blue(14)	Blue(2.97)	Blue(224)	Blue(129)
1981	Alexander(11)	Holland(2.41)	Alexander(152)	Griffin(83)
1982	Laskey(13)	Minton(1.83)	Laskey(189)	Gale, Hammaker(102)
Year	CG	Shutouts	Saves	
1958	Antonelli(13)	McCormick(2)	Grissom(10)	
1959	Antonelli(17)	*Antonelli,Jones(4)	Miller(8)	
1960	McCormick(15)	*Sanford(6)	Antonelli(11)	
1961	McCormick(13)	Marichal,McCormick(3)	Miller(17)	
1962	O'Dell(20)	Marichal(3)	Miller(19)	
1963	Marichal(18)	Marichal(5)	Shaw(11)	
1964	*Marichal(22)	Marichal(4)		
1965	Marichal(24)	*Marichal(10)	Linzy(14)	
1966	Marichal(25)	Marichal,Bolin(4)	Linzy(14)	
1967	Marichal,Perry(18)	McCormick(5)	Linzy(12)	
1968	*Marichal(30)	Marichal(5)	Linzy(10)	
1969	Marichal(27)	*Marichal(8)	Linzy(11)	
1970	*Perry(23)	*Perry(5)	McMahon(19)	
1971	Marichal(18)	Marichal(4)	Johnson(18)	
1972	Bryant(11)	Bryant(4)	Johnson(8)	
1973	Marichal(9)	Barr(3)	Sosa(18)	
1974	Barr(11)	Barr(5)	Moffitt(15)	
1975	Barr(12)	Montefusco(4)	Moffitt(11)	
1976	Montefusco(11)	*Montefusco(6)	Moffitt(14)	
1977	Halicki(7)	Barr, Halicki, Knepper(2)	Lavelle(20)	
1978	Knepper(16)	*Knepper(6)	Lavelle(14)	
1979	Blue(10)	Curtis, Knepper(2)	Lavelle(20)	
1980	Blue(10)	Blue(3)	Minton(19)	
1981	Griffin(3)	3 with (1)	Minton(21)	
1982	Laskey(7)	3 with (1)	Minton(30)	

*Led League

SAN FRANCISCO GIANTS YEARLY BATTING LEADERS

Year	Average	Runs	Hits	SB
1958	Mays(.347)	*Mays(121)	Mays(208)	*Mays(31)
1959	Cepeda(.317)	Mays(125)	Cepeda(192)	*Mays(27)
1960	Mays(.319)	Mays(107)	*Mays(190)	Mays(25)
1961	Mays(.308)	*Mays(129)	Cepeda(182)	Mays(18)
1962	F. Alou(.316)	Mays(130)	Cepeda(191)	Mays(18)
1963	Cepeda(.316)	Mays(115)	Mays(187)	F. Alou(11)
1964	Cepeda(.304)	Mays(121)	Mays(171)	Mays(19)
1965	Mays(.317)	Mays(118)	Mays, Hart(177)	M. Alou(10)
1966	McCovey(.295)	Mays(99)	Hart(165)	Fuentes(6)
1967	J. Alou(.292)	Hart(98)	Hart(167)	Mays(6)
1968	McCovey(.293)	Mays(84)	McCovey(153)	Bonds(16)
1969	McCovey(.320)	*Bonds(102)	Bonds(161)	Bonds(45)
1970	Dietz(.300)	Bonds(134)	Bonds(200)	Bonds(48)
1971	Bonds(.288)	Bonds(110)	Bonds(178)	Bonds(26)
1972	Speier(.269)	Bonds(118)	Bonds(162)	Bonds(44)
1973	Goodson(.302)	*Bonds(131)	Maddox(187)	Bonds(43)
1974	Matthews(.287)	Matthews(87)	Matthews(161)	Bonds(41)
1975	Joshua(.318)	Thomas(99)	Joshua(161)	Thomas(28)
1976	Herndon(.288)	Matthews(79)	Matthews(164)	3 with (12)
1977	Madlock(.302)	Thomas(75)	Madlock(161)	Thomasson(16)
1978	Madlock(.309)	Clark(90)	Clark(181)	Madlock(16)
1979	Whitfield(.287)	North(87)	Clark(144)	North(58)
1980	Whitfield(.296)	Clark(77)	Evans(147)	North(45)
1981	May(.310)	Clark(60)	Herndon(105)	North(26)
1982	Morgan(.289)	Clark(90)	Davis(167)	Morgan, Davis(24)

Year	2B	3B	HR	RBI
1958	*Cepeda(38)	Mays(11)	Mays(29)	Mays, Cepeda(96)
1959	Mays(43)	Blasingame(7)	Mays(34)	Cepeda(105)
1960	Cepeda(36)	Mays(12)	Mays(29)	Mays(103)
1961	Mays(32)	3 with (4)	*Cepeda(46)	*Cepeda(142)
1962	Mays(36)	Pagan(6)	*Mays(49)	Mays(141)
1963	Cepeda(33)	F. Alou(9)	*McCovey(44)	Mays(103)
1964	Cepeda(27)	Mays(9)	*Mays(47)	Mays(111)
1965	Mays(21)	Lanier(9)	*Mays(52)	Mays(112)
1966	Mays(29)	McCovey(6)	Mays(37)	Mays(103)
1967	Hart(26)	Hart(7)	McCovey(31)	Hart(99)
1968	Mays(20)	Bonds, Mays(5)	*McCovey(36)	*McCovey(105)
1969	McCovey(26)	Bonds(6)	*McCovey(45)	*McCovey(126)
1970	McCovey(39)	Bonds(10)	McCovey(39)	McCovey(126)
1971	Bonds(32)	3 with (6)	Bonds(33)	Bonds(102)
1972	Fuentes(33)	Maddox(7)	Kingman(29)	Kingman(83)
1973	Bonds(34)	2 with (10)	Bonds(39)	Bonds(96)
1974	Maddox(31)	Bonds(8)	Bonds(21)	Matthews(82)
1975	Speier(30)	Joshua(10)	Matthews(12)	Murcer(91)
1976	Matthews(28)	Thomasson(5)	Murcer(23)	Murcer(90)
1977	Madlock(28)	Thomas(10)	McCovey(28)	McCovey(86)
1978	Clark(46)	Herndon(9)	Clark(25)	Clark(98)
1979	Clark(25)	Metzger(8)	Ivie(27)	Ivie(89)
1980	Evans(23)	Herndon(11)	Clark(22)	Clark(82)
1981	Cabell(20)	Herndon(8)	Clark(17)	Clark(53)
1982	Clark(30)	Davis(6)	Clark(27)	Clark(103)

*Led League

SAN FRANCISCO GIANTS RECORDS

BATTING

Player Longest With Club	Willie Mays (22 years)
Most Games (Season)	Jose Pagan (164) 1962
Most Games (Lifetime)	Willie Mays (2857)
Most At Bats (Season)	Bobby Bonds (663) 1970
Most At Bats (Lifetime)	Willie Mays (10,477)
Most Hits (Season)	Willie Mays (208) 1958
Most Hits (Lifetime)	Willie Mays (3187)
Most Hits (Game)	Jesus Alou (6) 7/10/64
Most Hits (Rookie Season)	Orlando Cepeda (188) 1958
Most Pinch Hits (Season)	Duane Kuiper (14) 1982
Most Runs Scored (Lifetime)	Willie Mays (2011)
Most Runs Scored (Season)	Bobby Bonds (134) 1970
Longest Consecutive Game Hitting Streak	Jack Clark (26) 1978
Most Doubles (Season)	Jack Clark (46) 1978
Most Triples (Season)	Willie Mays (12) 1960
Most Home Runs (Season)	Willie Mays (52) 1965
Most Home Runs (Lifetime)	Willie Mays (646)
Most Home Runs (Game)	Willie Mays (4) 4/30/61
Most Pinch Hit Home Runs (Season)	Mike Ivie (4) 1978
Most Home Runs (Rookie Season)	Jim Ray Hart (31) 1964
Most Grand Slam Home Runs (Season)	Willie McCovey (3) 1967
Most Pinch Hit Grand Slam Home Runs (Season)	Mike Ivie (2) 1978
Most Runs Batted In (Season)	Orlando Cepeda (142) 1961
Most Runs Batted In (Lifetime)	Willie Mays (1859)
Most Runs Batted In (Game)	Willie Mays (8) 4/30/61
Most Runs Batted In (Rookie Season)	Orlando Cepeda (8) 7/4/61
Most Base on Balls (Season)	Orlando Cepeda (96) 1958
Most Strike Outs (Season)	Willie McCovey (137) 1970
Most Game-Winning RBIs (Season)	Bobby Bonds (189) 1970
Most Times Hit By Pitch (Season)	Jack Clark (21) 1982
Most Sacrifice Hits (Season)	Ron Hunt (26) 1970
	Jim Davenport (17) 1958
	Tito Fuentes (17) 1973
	Terry Whitfield (17) 1978
	Bobby Murcer (12) 1978
	Bill North (58) 1979
	Willie Mays (332)
	Chili Davis (24) 1982

PITCHING

Most Games (Season)	Greg Minton (78) 1982
Most Games (Lifetime)	Gary Lavelle (514)
Most Games Won (Season)	Juan Marichal (26) 1968
Most Games Won (Lifetime)	Juan Marichal (238)
Most Games Lost (Season)	Ray Sadecki (18) 1968
Most Games Won (Rookie Season)	John Montefusco (15) 1975
Most Consecutive Games Won (Season)	Jack Sanford (16) 1962
Most Seasons, 20 or More Wins	Juan Marichal (6)
Most Shutouts (Season)	Juan Marichal (10) 1965
Most Shutouts (Lifetime)	Juan Marichal (52)
Most Consecutive Shutouts (Season)	Gaylord Perry (4) 1970
Most Consecutive Scoreless Innings (Season)	Gaylord Perry (40) 1970
Most Complete Games (Season)	Juan Marichal (30) 1968
Most Complete Games (Lifetime)	Juan Marichal (244)
Most Strikeouts (Season)	Juan Marichal (248) 1963
Most Strikeouts (Lifetime)	Juan Marichal (2281)
Most Strikeouts (Game)	Gaylord Perry (15) 7/22/66
Most Strikeouts (Rookie Season)	John Montefusco (215) 1975
Most Innings (Season)	Gaylord Perry (329) 1970
Most Innings (Career)	Juan Marichal (3442)
Lowest ERA (Season, 162 Innings)	Bob Bolin (1.98) 1968
Most Saves (Season)	Greg Minton (30) 1982
Most Saves (Career)	Gary Lavelle (95)

NOTE: Any lifetime records held by Willie Mays are combined New York and San Francisco Giants totals.

TEAM

Most Games Won (Season)	(103)	1962
Most Games Lost (Season)	(91)	1979
Highest Club Batting Average (Season)	(.278)	1962
Lowest Club ERA (Season)	(2.71)	1968
Most Shutout Games Won (Season)	(20)	1978
Most One-Run Games Won (Season)	(42)	1978
Longest Winning Streak (Season)	(14 Games)	1965
Longest Losing Streak (Season)	(8 Games) Twice	in 1972, 1979
Most Runs (Season)	(878)	1962
Most Runs (Game)	(19)	4/16/62, 7/4/61, 9/12/58
Most Runs (Inning)	(13)	5/7/66
Most Hits (Season)	(1552)	1962
Most Hits (Game)	(26)	5/13/58
Most Doubles (Season)	(257)	1970
Most Triples (Season)	(62)	1960
Most Home Runs (Season)	(204)	1962
Most Home Runs (Game)	(8)	4/30/61
	(Mays 4, Pagan 2, F. Alou 1, Cepeda 1)	
Most Pinch Hit Home Runs, Season	(11)	1977
Most Grand Slam Home Runs, Season	(7)	1970
Most Pinch Hit Grand Slam Home Runs (Season)	(3)	1973, 1978
Most Total Bases (Season)	(2463)	1962
Most Total Bases (Game)	(50)	5/13/58
Most Players Five or More Hits (Game)	(2)	7/17/78
	(Evans, Whitfield)	
Most Stolen Bases (Season)	(123)	1972
Most Errors (Season)	(186)	1976
Fewest Errors (Season)	(133)	1961
Most Double Plays (Season)	(164)	1975
Longest Game (Time, Nine Innings)	(4:18)	10/2/62
Longest Game (Time and Innings)	(7:23, 23 innings)	
	San Francisco at New York	5/31/64

LONGEST WINNING AND LOSING STREAKS

Year	Won	Lost	Year	Won	Lost
1958	6	6	1971	9	7
1959	4	5	1972	5	8
1960	7	6	1973	7	5
1961	6	6	1974	4	6
1962	10	6	1975	7	8
1963	9	7	1976	5	7
1964	5	6	1977	6	8
1965	14	3	1978	8	7
1966	12	4	1979	4	8
1967	7	6	1980	7	6
1968	5	3	1981	5	5
1969	9	5	1982	10	6
1970	5	4			

ALL TIME GIANTS HIGHS

WON — 26 (1916)
LOST — 13 (1902, 1944)

GIANTS ALL-TIME TOP TEN IN HITTING

GAMES		AT BATS		RUNS	
Mays	2857	Mays	10,477	Mays	2011
Ott	2730	Ott	9456	Ott	1859
McCovey	2256	McCovey	7214	Tiernan	1312
Terry	1721	Terry	6428	Terry	1120
Jackson	1656	Jackson	6086	McCovey	1113
Doyle	1615	Doyle	5995	Van Haltren	982
Davenport	1501	Tiernan	5910	Connor	939
Lockman	1485	Lockman	5584	Doyle	906
Tiernan	1474	J. Moore	5427	G.J. Burns	877
G.J. Burns	1362	G.J. Burns	5311	G.S. Davis	844

HITS		DOUBLES		TRIPLES	
Mays	3187	Mays	504	Tiernan	159
Ott	2876	Ott	488	Mays	139
Terry	2193	Terry	374	Connor	129
McCovey	1974	McCovey	308	Doyle	117
Tiernan	1875	Jackson	291	Terry	112
Jackson	1768	Doyle	275	Ewing	108
Doyle	1751	G.J. Burns	267	G.S. Davis	97
J. Moore	1615	J. Moore	258	Youngs	93
Van Haltren	1592	Tiernan	248	Van Haltren	90
Lockman	1571	Connor	240	Jackson	86

HOME RUNS		TOTAL BASES		RUNS BATTED IN	
Mays	646	Mays	5907	Ott	1860
Ott	511	Ott	5041	Mays	1859
McCovey	469	McCovey	3747	McCovey	1388
Cepeda	226	Terry	3253	Terry	1078
Thomson	189	Tiernan	2765	Jackson	929
Bonds	186	Jackson	2636	Tiernan	852
Hart	157	Doyle	2461	G.S. Davis	805
Mize	157	Cepeda	2234	Cepeda	767
Terry	154	Lockman	2216	Kelly	761
Jackson	135	J. Moore	2216	Doyle	728

EXTRA BASE HITS		BATTING AVERAGE		STOLEN BASES	
Mays	1289	Terry	.341	G.J. Burns	334
Ott	1071	G.S. Davis	.335	Mays	332
McCovey	822	Connor	.334	Doyle	271
Terry	640	Van Haltren	.323	Devlin	264
Tiernan	515	Youngs	.322	Bonds	263
Jackson	512	Frisch	.321	Murray	231
Cepeda	474	Lindstrom	.318	Frisch	224
Doyle	459	Tiernan	.317	Merkle	192
Connor	445	Ewing	.315	Snodgrass	190
Thomson	437	E. Meusel	.314	Youngs	153

RETIRED UNIFORM NUMBERS

NEW YORK

		Playing Career	Career Totals
Number 11	Carl Hubbell	(1928-43)	253-154, 2.97
Number 4	Mel Ott	(1926-47)	.304, 511 HR, 1860 RBIs

SAN FRANCISCO

Number 24	Willie Mays	(1951-73)	.302, 660 HR, 1903 RBIs
Number 27	Juan Marichal	(1960-75)	243-142, 2.89
Number 44	Willie McCovey	(1959-80)	.270, 521 HR, 1555 RBIs

GIANTS ALL-TIME TOP TEN IN PITCHING

	GAMES	COMPLETE GAMES <small>(Since 1910)</small>		WINS	
Mathewson	634	Mathewson	434	Mathewson	373
Hubbell	535	Hubbell	245	Hubbell	253
Lavelle	514	Marichal	244	Marichal	238
Moffitt	459	Fitzsimmons	150	Fitzsimmons	170
Marichal	458	Schumacher	133	Schumacher	158
Fitzsimmons	403	Perry	125	McGinnity	151
Schumacher	391	Tesreau	124	Wiltse	136
Perry	367	Jansen	105	Perry	134
Bolin	345	Marquard	100	Jansen	120
Barr	341	Nehf	95	Tesreau	115

	SHUTOUTS	INNINGS PITCHED		HITS ALLOWED	
Mathewson	83	Mathewson	4772	Mathewson	4118
Marichal	52	Hubbell	3591	Hubbell	3461
Hubbell	36	Marichal	3443	Marichal	3081
Wiltse	29	Fitzsimmons	2515	Fitzsimmons	2607
Schumacher	29	Schumacher	2483	Schumacher	2483
Tesreau	27	Perry	2295	Perry	2061
McGinnity	26	McGinnity	2151	McGinnity	1973
Taylor	21	Wiltse	2050	Wiltse	1848
Fitzsimmons	21	Ames	1944	Taylor	1799
Antonelli	21	Taylor	1853	Barr	1757
Perry	21				

	STRIKEOUTS	BASES ON BALLS		SAVES	
Mathewson	2502	Schumacher	902	Lavelle	95
Marichal	2281	Mathewson	839	Moffitt	83
Hubbell	1677	Hubbell	725	Minton	74
Perry	1606	Marichal	690	Linzy	61
Ames	1118	Fitzsimmons	670	Miller	46
McCormick	1030	Ames	620	McMahon	36
Bolin	977	Perry	581	Johnson	21
Wiltse	948	Tesreau	572	Sosa	27
Antonelli	919	Antonelli	548	Bolin	21
Schumacher	906	Taylor	535	Holland	19

GIANTS LONG HITTING STREAKS

Player	Year	Games
George Davis	1893	33
Charles Hickman	1900	27
Jack Clark	1978	26
Mike Donlin	1908	24
Fred Lindstrom	1930	24
Don Mueller	1955	24
Willie McCovey	1963	24
Joe Moore	1934	23
Babe Young	1947	22
Alvin Dark	1952	22
Willie McCovey	1959	22
Mel Ott	1937	21
Don Mueller	1954	21
Willie Mays	1954	21
Willie Mays	1957	21
Joe Moore	1932	20
Willie Mays	1960	20

GIANTS LONG WINNING STREAKS

Pitcher	Year	Games
Tim Keefe	1888	19
Rube Marquard	1912	19
Mickey Welch	1885	17
Carl Hubbell	1936	16
Jack Sanford	1962	16
Joe McGinnity	1904	14
Christy Mathewson	1909	13
Burleigh Grimes	1927	13
Hooks Wiltse	1904	12
Christy Mathewson	1905	11
Hal Schumacher	1935	11
Sal Maglie	1950	11
Johnny Antonelli	1954	11
Slim Sallee	1917	10
Jesse Barnes	1919	10
Clarence Mitchell	1930	10
Juan Marichal	1968	10
Juan Marichal	1969	10

SAN FRANCISCO GIANTS ALL-TIME TOP FIVE

BATTING

GAMES		AT-BATS		RUNS	
McCovey	2248	Mays	7578	Mays	1480
Mays	2095	McCovey	7214	McCovey	1113
Davenport	1501	Davenport	4427	Bonds	765
Cepeda	1114	Cepeda	4178	Cepeda	652
Lanier	1101	Bonds	4047	Davenport	552

HITS		DOUBLES		TRIPLES	
Mays	2284	Mays	376	Mays	76
McCovey	1974	McCovey	308	Bonds	42
Cepeda	1286	Cepeda	226	Herndon	39
Davenport	1142	Bonds	188	Davenport	37
Bonds	1116	Davenport	177	Fuentes	33

HOME RUNS		RBIs		STOLEN BASES	
McCovey	468	McCovey	1388	Bonds	263
Mays	459	Mays	1350	Mays	211
Cepeda	226	Cepeda	767	North	129
Bonds	186	Bonds	552	Cepeda	92
Hart	157	Hart	525	Fuentes	63

PITCHING

GAMES		COMPLETE GAMES		WINS	
Lavelle	514	Marichal	244	Marichal	238
Moffitt	459	Perry	125	Perry	134
Marichal	458	McCormick	77	McCormick	104
Perry	367	Barr	59	Sanford	89
Bolin	345	Sanford	54	Barr	85

SHUTOUTS		INNINGS PITCHED		STRIKEOUTS	
Marichal	52	Marichal	3442	Marichal	2281
Perry	21	Perry	2295	Perry	1606
Barr	20	McCormick	1741	McCormick	1030
McCormick	19	Barr	1707	Bolin	977
Montefusco	12	Sanford	1401	Montefusco	869

GIANTS 30-PLUS HOMER CLUB

Willie Mays	52	1965
Willie Mays	49	1962
Willie Mays	47	1964
Orlando Cepeda	46	1961
Willie McCovey	45	1969
Willie McCovey	44	1963
Willie Mays	40	1961
Willie McCovey	39	1965
Willie McCovey	39	1970
Bobby Bonds	39	1973
Willie Mays	38	1963
Willie Mays	37	1966
Willie McCovey	36	1966
Willie McCovey	36	1968
Orlando Cepeda	35	1962
Willie Mays	34	1959
Orlando Cepeda	34	1963
Jim Ray Hart	33	1966
Bobby Bonds	33	1971
Bobby Bonds	32	1969
Orlando Cepeda	31	1964
Jim Ray Hart	31	1964
Willie McCovey	31	1967

GIANTS 100-PLUS RBIs CLUB

Orlando Cepeda	142	1961
Willie Mays	141	1962
Willie McCovey	126	1961
Willie McCovey	126	1970
Willie Mays	123	1961
Orlando Cepeda	114	1962
Willie Mays	112	1965
Willie Mays	111	1964
Dick Dietz	107	1970
Orlando Cepeda	105	1959
Willie McCovey	105	1968
Willie Mays	104	1959
Willie Mays	103	1960
Willie Mays	103	1963
Willie Mays	103	1966
Jack Clark	103	1982
Willie McCovey	102	1963
Bobby Bonds	102	1971

GIANTS HALL OF FAMERS

PLAYERS (15)	YR. INDUCTED	POS.	CAREER AVG.	YRS. WITH GIANTS
Roger Bresnahan	1945	C	.280	1902-08
Roger Connor	1976	1B	.318	1883-94
William "Buck" Ewing	1939	C	.303	1883-92
Frankie Frisch	1947	2B	.316	1919-26
Monte Irvin	1973	OF	.293	1949-55
George Kelly	1973	1B	.297	1915-17, 19-26
Travis Jackson	1982	SS	.291	1922-36
Fred Lindstrom	1976	3B	.311	1924-32
Willie Mays	1979	OF	.302	1951-72
Johnny Mize	1981	1B	.312	1942-49
James O'Rourke	1945	OF	.310	1885-92, 1904
Mel Ott	1951	OF	.304	1926-47
Bill Terry	1954	1B	.341	1923-36
Monte Ward	1964	SS	.278	1883-89, 93-94
Ross Youngs	1972	OF	.322	1917-26

PITCHERS (8)	YR. INDUCTED	CAREER WINS & ERA	YRS. WITH GIANTS
Carl Hubbell	1947	253 2.97	1928-43
Tim Keefe	1964	344 2.62	1885-91
Juan Marichal	1983	243 2.89	1960-73
Rube Marquard	1971	201 3.08	1908-15
Christy Mathewson	1936	373 2.13	1900-16
Joe McGinnity	1946	247 2.64	1902-08
Amos Rusie	1977	243 3.07	1890-98
Mickey Welch	1973	311 2.71	1883-92

MANAGER (1)	YR. INDUCTED	CAREER WINS	YRS. WITH GIANTS
John McGraw	1937	2840	1902-32

OTHER HALL OF FAME MEMBERS WHO SPENT PART OF THEIR CAREER WITH THE GIANTS (16)

Dave Bancroft (1920-23, 1930); Jake Beckley (1896-97); Dan Brouthers (1904); Jesse Burkett (1890); Burleigh Grimes (1927); Charles "Gabby" Harnett (1941); Rogers Hornsby (1927); Waite Hoyt (1918, 1932); Willie Keeler (1892-93, 1910); Mike "King" Kelly (1893); Bill McKechnie (1916); Joseph "Ducky" Medwick (1943-45); Edd Roush (1927-29); Duke Snider (1964); Warren Spahn (1965); and Hack Wilson (1923-25).

HALL OF FAME INFIELD

The entire infield of the 1924 Giants are now members of the Hall of Fame. When Travis Jackson was inducted in August, 1982, he completed the talented quartet that received baseball's highest honor. That 1924 New York Giants club recorded a 93-60 record en route to a National League Pennant.

POS. PLAYER	(Career with N.Y.)	1924 STATS	INDUCTED
1B George Kelly	(1915-17, 1919-26)	.324, 136 RBIs	1973
2B Frankie Frisch	(1919-26)	.328, 121 runs	1947
SS Travis Jackson	(1922-36)	.302	1982
3B Freddie Lindstrom	(1924-32)	.287	1976

Three other members of that club also made it to the Hall of Fame — rookie first baseman Bill Terry (inducted 1954), right fielder Ross Youngs (inducted 1972), and center fielder Hack Wilson (inducted 1979).

GIANTS LEAGUE LEADERS AND NOTABLE PERFORMANCES

BATTING CHAMPIONS

1915	Larry Doyle	.320
1930	Bill Terry	.401
1954	Willie Mays	.345

HOME RUN CHAMPIONS

1909	Jack Murray	7
1921	George Kelly	23
1932	Mel Ott	38
1934	Mel Ott	35
1936	Mel Ott	33
1937	Mel Ott	31
1938	Mel Ott	36
1942	Mel Ott	30
1947	Johnny Mize	51
1948	Johnny Mize	40
1955	Willie Mays	51
1961	Orlando Cepeda	46
1962	Willie Mays	49
1963	Willie McCovey	44
1964	Willie Mays	47
1965	Willie Mays	52
1968	Willie McCovey	36
1969	Willie McCovey	45

RBI CHAMPIONS

1917	Heinie Zimmerman	100
1920	George Kelly	94
1923	"Irish" Meusel	125
1924	George Kelly	136
1934	Mel Ott	135
1942	Johnny Mize	110
1947	Johnny Mize	138
1951	Monte Irvin	121
1961	Orlando Cepeda	142
1968	Willie McCovey	105
1969	Willie McCovey	126

STRIKEOUT LEADERS

1903	Christy Mathewson	267
1904	Christy Mathewson	212
1905	Christy Mathewson	206
1907	Christy Mathewson	178
1908	Christy Mathewson	259
1910	Christy Mathewson	190
1911	Rube Marquard	237
1937	Carl Hubbell	159
1944	Bill Voiselle	161

NO-HITTERS

1901	Christy Mathewson	vs. STL
1905	Christy Mathewson	vs. CHI
1908	George Wiltse	vs. PHL
1909	Leon Ames	vs. BRK
1912	Jeff Tesreau	vs. PHL
1915	Rube Marquard	vs. BRK
1922	Jess Barnes	vs. PHL
1929	Carl Hubbell	vs. PIT
1963	Juan Marichal	vs. HOU
1968	Gaylord Perry	vs. STL
1975	Ed Halicki	vs. NY
1976	John Montefusco	vs. ATL

20-GAME WINNERS

1901	Christy Mathewson	20
1903	Joe McGinnity	31
	Christy Mathewson	30
1904	Joe McGinnity	35
	Christy Mathewson	33
	Luther Taylor	21
1905	Christy Mathewson	31
	Leon Ames	22
	Joe McGinnity	21
1906	Joe McGinnity	27
	Christy Mathewson	22
1907	Christy Mathewson	24
1908	Christy Mathewson	37
	George Wiltse	23
1909	Christy Mathewson	25
	George Wiltse	20
1910	Christy Mathewson	27
1911	Christy Mathewson	26
	Rube Marquard	24
1912	Rube Marquard	26
	Christy Mathewson	23
1913	Christy Mathewson	25
	Rube Marquard	23
	Jeff Tesreau	22
1914	Jeff Tesreau	26
	Christy Mathewson	24
1917	Ferdie Schupp	21
1919	Jess Barnes	25
1920	Art Nehf	21
	Fred Toney	21
	Jess Barnes	20
1921	Art Nehf	20
1928	Larry Benton	25
	Fred Fitzsimmons	20
1933	Carl Hubbell	23
1934	Hal Schumacher	23
	Carl Hubbell	21
1935	Carl Hubbell	23
1936	Carl Hubbell	26
1937	Carl Hubbell	22
	Cliff Melton	20
1944	Bill Voiselle	21
1947	Larry Jansen	21
1951	Larry Jansen	23
	Sal Maglie	23
1954	Johnny Antonelli	21
1956	Johnny Antonelli	20
1959	Sam Jones	21
1962	Jack Sanford	24
1963	Juan Marichal	25
1964	Juan Marichal	21
1965	Juan Marichal	22
1966	Juan Marichal	25
	Gaylord Perry	21
1967	Mike McCormick	22
1968	Juan Marichal	26
1969	Juan Marichal	21
1970	Gaylord Perry	23
1973	Ron Bryant	24



Mel Ott with photos of McGraw (l) and Terry (r).

ERA LEADERS

1912	Jeff Tesreau	1.96
1913	Christy Mathewson	2.06
1922	Rosy Ryan	3.00
1929	Bill Walker	3.08
1931	Bill Walker	2.26
1933	Carl Hubbell	1.66
1934	Carl Hubbell	2.30
1936	Carl Hubbell	2.31
1949	Dave Koslo	2.50
1950	Jim Hearn	2.49
1952	Hoyt Wilhelm	2.43
1954	Johnny Antonelli	2.29
1958	Stu Miller	2.47
1959	Sam Jones	2.82
1960	Mike McCormick	2.70
1969	Juan Marichal	2.10

CY YOUNG AWARD

1967 Mike McCormick

MOST VALUABLE PLAYER

1912	Larry Doyle
1930	Bill Terry
1933	Carl Hubbell
1936	Carl Hubbell
1954	Willie Mays
1965	Willie Mays
1969	Willie McCovey

COMEBACK PLAYER OF THE YEAR

1967	Mike McCormick
1977	Willie McCovey
1982	Joe Morgan

ROOKIE OF THE YEAR

1951	Willie Mays	B.B.W.A.A.
1958	Orlando Cepeda	B.B.W.A.A. & Sporting News
1959	Willie McCovey	B.B.W.A.A. & Sporting News
1965	Frank Linzy	Sporting News
1972	Dave Rader	Sporting News
1973	Gary Matthews	B.B.W.A.A. & Sporting News
1974	John D'Acquisto	Sporting News
1975	John Montefusco	B.B.W.A.A. & Sporting News
1976	Larry Herndon	Sporting News

MAJOR LEAGUE EXECUTIVE OF THE YEAR (Sporting News)

1954	Horace Stoneham
1978	H.B. "Spec" Richardson

MANAGER OF THE YEAR

1951	Leo Durocher	Sporting News
1954	Leo Durocher	Sporting News
1971	Charlie Fox	Sporting News & UPI
1978	Joe Altobelli	UPI
1982	Frank Robinson	UPI

"WILLIE MAC" AWARD

1980	Jack Clark
1981	Larry Herndon
1982	Joe Morgan

SAN FRANCISCO GIANTS VS. THE NATIONAL LEAGUE

TOTAL

	Braves W-L	Reds W-L	Astros W-L	Dodgers W-L	Padres W-L	Cubs W-L	Expos W-L	Mets W-L	Phillies W-L	Pirates W-L	Cards W-L
1958	6-16	11-11	—	16-6	—	10-12	—	—	14-8	10-12	13-9
1959	10-12	14-8	—	8-14	—	10-12	—	—	13-9	12-10	10-6
1960	8-14	11-11	—	12-10	—	13-9	—	—	14-8	8-14	13-9
1961	11-11	10-12	—	12-10	—	17-5	—	—	14-8	12-10	9-13
1962	11-7	11-7	11-7	11-10	—	12-6	—	14-4	13-5	11-7	9-9
1963	8-10	10-8	10-8	9-9	—	8-10	—	12-6	10-8	13-5	8-10
1964	9-9	11-7	11-7	12-6	—	9-9	—	11-7	8-10	10-8	9-9
1965	8-10	12-6	15-3	8-10	—	12-6	—	13-5	10-8	7-11	10-8
1966	10-8	10-7	12-6	9-9	—	12-6	—	9-9	8-10	11-7	12-6
1967	8-10	10-8	12-6	13-5	—	8-10	—	13-5	10-8	10-8	7-11
1968	9-9	10-8	10-8	9-9	—	9-9	—	11-7	9-9	11-7	10-8
1969	9-9	8-10	8-10	13-5	12-6	6-6	11-1	4-8	9-3	7-5	3-9
1970	11-7	9-9	8-10	9-9	13-5	5-7	6-6	6-6	4-8	8-4	7-5
1971	11-7	9-9	9-9	6-12	13-5	9-3	5-7	8-4	6-6	9-3	5-7
1972	11-7	5-9	5-13	9-9	10-4	5-7	6-6	4-8	6-6	3-9	5-7
1973	10-8	8-10	7-11	9-9	11-7	10-2	6-6	7-5	7-5	7-5	6-6
1974	10-8	7-11	8-10	6-12	7-11	6-6	8-4	6-6	4-8	4-8	6-6
1975	9-8	5-13	13-5	8-10	10-8	7-5	7-5	4-8	5-7	7-5	5-7
1976	9-9	9-9	8-10	10-8	10-8	4-8	5-7	5-7	6-6	3-9	5-7
1977	10-8	8-10	9-9	4-14	10-8	3-9	6-6	5-7	3-9	10-2	7-5
1978	7-11	6-12	12-6	7-11	10-8	8-4	7-5	9-3	6-6	8-4	9-3
1979	7-11	12-6	11-7	4-14	10-8	4-8	5-7	4-8	6-6	3-9	5-7
1980	6-11	11-7	7-11	5-13	8-10	7-5	5-7	9-3	6-6	4-8	7-5
1981	7-5	5-9	6-9	5-7	7-6	5-5	5-2	4-2	3-4	7-3	2-3
1982	10-8	12-6	13-5	9-9	8-10	6-6	8-4	8-4	2-10	6-6	5-7
Totals	225-233	234-224	205-170	223-240	139-104	205-175	90-73	166-122	196-181	201-179	193-182

HOME

	Braves W-L	Reds W-L	Astros W-L	Dodgers W-L	Padres W-L	Cubs W-L	Expos W-L	Mets W-L	Phillies W-L	Pirates W-L	Cards W-L
1958	4-7	5-6	—	9-2	—	5-6	—	—	7-4	6-5	8-3
1959	5-6	7-4	—	2-9	—	6-5	—	—	7-4	7-4	8-3
1960	7-4	6-5	—	7-4	—	5-6	—	—	8-3	5-6	7-4
1961	7-4	3-8	—	8-3	—	10-1	—	—	5-6	7-4	5-6
1962	7-2	7-2	4-5	7-3	—	8-1	—	7-2	7-2	8-1	6-3
1963	2-7	5-4	6-3	6-3	—	5-4	—	7-2	5-4	8-1	6-3
1964	5-4	5-4	7-2	7-2	—	3-6	—	5-4	3-6	5-4	4-5
1965	4-5	7-2	8-1	4-5	—	7-2	—	6-3	5-4	6-3	4-5
1966	4-5	6-3	8-1	5-4	—	5-4	—	4-5	5-4	4-5	6-3
1967	4-5	5-4	8-1	7-2	—	4-5	—	7-2	6-4	7-2	3-6
1968	5-4	3-6	6-3	4-5	—	5-4	—	6-3	5-4	4-5	4-5
1969	7-2	5-4	7-2	7-2	5-4	3-3	5-1	3-3	6-0	3-3	1-5
1970	6-3	6-3	6-3	4-5	6-3	3-3	3-3	3-3	2-4	5-1	4-2
1971	5-4	5-4	5-4	2-7	8-1	6-0	5-1	4-2	3-3	5-1	3-3
1972	7-2	3-6	1-8	6-3	4-1	3-3	2-4	2-4	3-3	2-4	1-5
1973	7-2	3-6	4-5	5-4	6-3	4-2	3-3	4-2	5-1	3-3	3-3
1974	4-5	5-4	4-5	2-7	5-4	2-4	4-2	3-3	2-4	2-4	4-2
1975	5-4	3-6	5-4	5-4	6-3	5-1	2-4	3-3	3-3	5-1	4-2
1976	4-5	3-6	6-3	4-5	6-3	2-4	4-2	2-4	4-2	3-3	2-4
1977	7-2	5-4	4-5	1-8	4-5	2-4	3-3	3-3	1-5	5-1	3-3
1978	4-5	3-6	8-1	4-5	5-4	4-2	4-2	4-2	5-1	4-2	5-1
1979	3-6	7-2	5-4	3-6	5-4	2-4	2-4	3-3	4-2	0-6	4-2
1980	4-5	6-3	6-3	3-6	6-3	3-3	2-4	5-1	2-4	2-4	5-1
1981	4-3	2-3	4-5	2-4	3-4	3-1	2-1	2-1	2-1	4-0	1-1
1982	4-5	7-2	8-1	4-5	4-5	3-3	4-2	4-2	1-5	3-3	3-3
Totals	125-106	122-107	120-69	118-113	73-47	108-81	45-36	87-57	106-83	113-76	104-83

ROAD

	Braves W-L	Reds W-L	Astros W-L	Dodgers W-L	Padres W-L	Cubs W-L	Expos W-L	Mets W-L	Phillies W-L	Pirates W-L	Cards W-L
1958	2-9	6-5	—	7-4	—	5-6	—	—	7-4	4-7	5-6
1959	5-6	7-4	—	6-5	—	4-7	—	—	6-5	5-6	8-3
1960	1-10	5-6	—	5-6	—	8-3	—	—	6-5	3-8	6-5
1961	4-7	7-4	—	4-7	—	7-4	—	—	9-2	5-6	4-7
1962	4-5	4-5	7-2	4-7	—	4-5	—	7-2	6-3	3-6	3-6
1963	6-3	5-4	4-5	3-6	—	3-6	—	5-4	5-4	5-4	2-7
1964	4-5	6-3	4-5	5-4	—	6-3	—	6-3	5-4	5-4	5-4
1965	4-5	5-4	7-2	4-5	—	5-4	—	7-2	5-4	1-8	6-3
1966	6-3	4-4	4-5	4-5	—	7-2	—	5-4	3-6	7-2	6-3
1967	4-5	5-4	4-5	6-3	—	4-5	—	6-3	4-4	3-6	4-5
1968	4-5	7-2	4-5	5-4	—	4-5	—	5-4	4-5	7-2	6-3
1969	2-7	3-6	1-8	6-3	7-2	3-3	6-0	1-5	3-3	4-2	2-4
1970	5-4	3-6	2-7	5-4	7-2	2-4	3-3	3-3	2-4	3-3	3-3
1971	6-3	4-5	4-5	4-5	5-4	3-3	0-6	4-2	3-3	4-2	2-4
1972	4-5	2-4	4-5	3-6	6-3	2-4	4-2	2-4	3-3	1-5	4-2
1973	3-6	5-4	3-6	4-5	5-4	6-0	3-3	3-3	2-4	4-2	3-3
1974	6-3	2-7	4-5	4-5	2-7	4-2	4-2	3-3	2-4	2-4	2-4
1975	4-4	2-7	8-1	3-6	4-5	2-4	5-1	1-5	2-4	2-4	1-5
1976	5-4	6-3	2-7	6-3	4-5	2-4	1-5	3-3	2-4	0-6	3-3
1977	3-6	3-6	5-4	3-6	6-3	1-5	3-3	2-4	2-4	5-1	4-2
1978	3-6	3-6	4-5	3-6	5-4	4-2	3-3	5-1	1-5	4-2	4-2
1979	4-5	5-4	6-3	1-8	5-4	2-4	3-3	1-5	2-4	3-3	1-5
1980	2-6	5-4	1-8	2-7	2-7	4-2	3-3	4-2	4-2	2-4	2-4
1981	3-2	3-6	2-4	3-3	4-2	2-4	3-1	2-1	1-3	3-3	1-2
1982	6-3	5-4	5-4	5-4	4-5	3-3	4-2	4-2	1-5	3-3	2-4
Totals	100-127	112-117	85-101	105-127	66-57	97-94	45-37	79-65	90-98	88-103	89-99

GIANTS IN WORLD SERIES

The Giants have participated in 15 World Series, second among National League clubs, winning five of the Fall Classics.

1905 — Giants 4, Philadelphia 1

The first World Series for two famous managers — the Giants' John McGraw and the Athletics' Connie Mack. All four of the Giants victories were shutouts, with Christy Mathewson — the winner of 31 games during the regular season — tossing three of them.

1911 — Philadelphia 4, Giants 2

The Giants stole 347 bases during their pennant-winning campaign, but managed only four in the series. The Giants won the opener at the Polo Grounds before 38,281 — the largest World Series throng to that time — but the Athletics captured the next three contests.

1912 — Boston 4, Giants 3

Trailing three games to one, the Giants rallied to tie the series at three. In the final game at Boston the Giants broke a 1-1 tie with a run in the top of the tenth but two errors in the bottom half of the inning led to two Boston runs and handed the Red Sox the series.

1913 — Philadelphia 4, Giants 1

With three regulars hampered by injuries, the Giants easily fell to the Athletics. The Giants' only win came in Game Two, a 3-0, 10-inning victory at Philadelphia, with Christy Mathewson going the distance for the win.

1917 — Chicago 4, Giants 2

John McGraw set series precedent by starting southpaws in all six games — giving Slim Salle, Rube Benton, and Ferdie Schupp two starts apiece. Benton and Schupp hurled back-to-back shutouts in Games Three and Four, for the Giants' only two victories.

1921 — Giants 5, New York 3

It was the first all-New York series with all the games being played in the Polo Grounds — then the home park for both the Giants and Yankees. Giants hurlers held New York to a composite .203 average. Jesse Barnes won two games.

1883





1936



1954

1922 — Giants, 4 New York 0

The Giants successfully defended their World Championship — by completing the first four-game sweep in eight years in the World Series. Once again Giants pitchers silenced the Yankee bats, the American Leaguers again managing only a .203 average as four different Giants hurlers chalked up a win apiece.

1923 — New York 4, Giants 2

The Yankees, who had completed their first season in Yankee Stadium, captured their first World Championship. Casey Stengel was the hero in the two Giants victories — hitting the game-winning home run in Games One and Three.

1924 — Washington 4, Giants 3

The Giants appeared in their fourth straight series, a mark unequalled by any National League club. Giants manager John McGraw had guided the club to his tenth and last pennant, facing the Senators in the series. Washington great Walter Johnson, an 18-year veteran at this time, was getting his first taste of World Series play, and was the winning pitcher in relief in Game Seven — a 4-3, 12-inning affair.

1933 — Giants 4, Washington 1

Giants player-manager Bill Terry won his first pennant in guiding the Giants to the Fall Classic. Carl Hubbell tossed two shutouts and Mel Ott batted .389 with two homers.

1936 — New York 4, Giants 1

After an interval of 13 years, the New York teams clashed again. Carl Hubbell, a winner of 26 games during the regular season (including his final 16 in succession) won the series opener, but Yankee rookie Joe Dimaggio batted .346 during the series to lead the Yankees.

1937 — New York 4, Giants 1

The Yankees took the World Series for the second straight year. The Giants averted a sweep when Carl Hubbell won Game Four.

1951 — New York 4, Giants 2

The Giants returned to the World Series for the first time in 14 years, but the Yankees spoiled it with a 4-2 series victory. This was the year of Bobby Thomson's famous pennant-winning home run in the playoff against the Dodgers.

1954 — Giants 4, Cleveland 0

The Giants notched their first World Championship since 1933, defeating the Indians — a club that had won 111 games during the regular season — in four straight. Dusty Rhodes batted .667 for the Giants with two homers and seven RBIs.

1962 — New York 4, Giants 3

Despite four postponements due to rain, this 13-day series was one of the most exciting in history, going down to the final pitch of the series. In Game Seven Willie McCovey's line drive with two out and two on was speared by Bobby Richardson and saved a 1-0 Yankee victory in San Francisco.

GIANTS IN CHAMPIONSHIP SERIES

1971 — Pittsburgh 3, Giants 1

The Pirates, who eventually captured the World Championship, ousted the Giants with a 3-1 playoff victory. The Giants elimination wasted an excellent hitting effort by Willie McCovey who batted .429 with two homers and six RBIs.

1962



1971



SAN FRANCISCO GIANTS ALL-TIME ROSTER

1958 - 1982

A

Adams, Glenn, OF, 1975-76
Alexander, Doyle, P, 1981
Alexander, Gary, C, 1975-77
Alou, Felipe, OF, 1958-63
Aloue, Jesus, OF, 1963-68
Alou, Mateo, OF, 1960-65
Amalfitano, Joey, IF, 1960-61, 1963
Andrews, Rob, IF, 1977-79
Antonelli, John, P, 1958-60
Arnold, Chris, IF, 1971-76

B

Bailey, Ed. C 1961-63, 1965
Barber, Steve, P, 1974
Barclay, Curt, P, 1958-59
Barr, Jim, P, 1971-78, 1982-
Barrios, Jose, OF, 1982
Barton, Bob, C, 1965-69
Bergman, Dave, IF, 1981-
Bertell, Dick, C, 1965
Blanco, Damaso, IF, 1972-75
Blasingame, Don, IF, 1960-61
Blue, Vida, P, 1978-81
Boccabella, John, C, 1974
Boles, Carl, OF, 1962
Bolin, Bob, P, 1961-69
Bonds, Bob, OF, 1968-74
Borbon, Pedro, P, 1979
Bordley, Bill, P, 1980
Bourjos, Chris, OF, 1980
Bowman, Ernie, IF, 1961-63
Bradley, Tom, P, 1973-75
Brandt, Jackie, OF, 1958-59
Breining, Fred, P, 1980-
Brenly, Bob, C, 1981-
Bressoud, Ed, IF, 1958-61
Brown, Jake, OF, 1975
Brown, Ollie, OF, 1965-68
Bryant, Ron, P, 1967, 1969-74
Burda, Bob, IF, 1965-66, 1969-70
Burnside, Pete, P, 1958
Byerly, Bud, P, 1959-60

C

Cabell, Enos, IF, 1981
Caldwell, Mike, P, 1974-76
Cardenal, Jose, OF, 1963-64
Carrithers, Don, P, 1970-73
Cepeda, Orlando, IF, 1958-66
Chavez, Nestor, P, 1967
Chris, Mike, P, 1982-
Choate, Don, P, 1960
Clark, Jack, OF, 1975-
Cline, Ty, OF, 1967-68
Coker, Jim, C, 1963
Coleman, Joe, P, 1979
Constable, Jim, P, 1958, 1963
Cornutt, Terry, P, 1977-78
Crandell, Del, C, 1964
Crone, Ray, P, 1958
Cruz, Hector, OF, 1978-79
Cumberland, John, P, 1970-72
Curtis, John, P, 1977-79

D

D'Acquisto, John, P, 1973-76
Davenport, Jim, IF, 1958-70
Davis, Charles, OF, 1981-
Davison, Mike, P, 1969-70
Dempsey, Mark, P, 1982-
Dietz, Dick, C, 1966-71
Dressler, Rob, P, 1975-76
Duffalo, Jim, P, 1961-65
Duffy, Frank, IF, 1971
Dwyer, Jim, OF, 1978

E

Elliott, Randy, OF, 1977
Estelle, Dick, P, 1964-65
Etheridge, Bob, IF, 1967, 1969
Evans, Darrell, IF, 1976-

F

Falcone, Pete, P, 1975
Farley, Bob, IF, 1961
Faul, Bill, P, 1970
Finigan, Jim, IF, 1958
Fisher, Ed, P, 1959-61
Fisher, Jack, P, 1963
Fitzgerald, John, P, 1958
Foli, Tim, IF, 1977
Foster, George, OF, 1969-71
Fowkes, Alan, P, 1982-
Fuentes, Tito, IF, 1965-67, 1969-74

G

Gabrielson, Len, OF, 1965-66
Gale, Rich, P, 1982
Gallagher, Al, IF, 1970-73
Gardner, Art, OF, 1978
Garibaldi, Bob, P, 1962-63, 1966, 1969
Garrelts, Scott, P, 1982-
Garrido, Gil, IF, 1964
Gibbon, Joe, P, 1966-69
Gibson, Russ, C, 1970-72
Giel, Paul, P, 1958
Gomez, Ruben, P, 1958
Goodson, Ed, IF, 1970-75
Griffin, Tom, P, 1979-81
Grissom, Marv, P, 1958
Groat, Dick, IF, 1967
Gutierrez, Cesar, IF, 1967, 1969

H

Halicki, Ed, P, 1974-80
Haller, Tom, C, 1961-67
Hamilton, Steve, P, 1971
Hammaker, Atlee, P, 1982-
Hands, Bill, P, 1965
Hargesheimer, Al, P, 1980-81
Harrell, John, C, 1969
Harris, Vic, IF, 1977-78
Hart, Jim, IF, 1963-73
Healy, Fran, C, 1971-72
Heaverlo, Dave, P, 1975-77
Hegan, Jim, C, 1959
Heintzelman, Tom, IF, 1977-78
Heise, Bob, IF, 1970-71

Henderson, Ken, OF, 1965-72
Hendley, Bob, P, 1964-65
Henry, Bill, P, 1965-68
Herbel, Ron, P, 1963-69
Herndon, Larry, OF, 1976-81
Hiatt, Jack, C, 1965-69
Hill, Marc, C, 1975-80
Hiller, Chuck, IF, 1961-65
Hoefl, Bill, P, 1963, 1966
Holland, Al, P, 1979-82
Howarth, Jim, OF, 1971-74
Hundley, Randy, C, 1964-65
Hunt, Ron, IF, 1968-70

I

Ivie, Mike, IF, 1978-81

J

Jablonski, Ray, IF, 1958
James, Skip, IF, 1977-78
Johnson, Don, P, 1958
Johnson, Frank, OF, 1966-71
Johnson, Jerry, P, 1970-72
Johnson, Jim, P, 1970
Johnston, Greg, OF, 1979
Jones, Gordon, P, 1958-59
Jones, Sam, P, 1959-61
Jones, Sherman, P, 1960
Joshua, Von, OF, 1975-76

K

Kearney, Bob, C, 1979
King, Jim, OF, 1958
Kingman, Dave, IF-OF, 1971-74
Kirkland, Willie, OF, 1958-60
Kline, Ron, P, 1959
Knepper, Bob, P, 1976-80
Kuenn, Harvey, OF, 1961-65
Kuiper, Duane, IF, 1982-

L

Landrith, Hobie, C, 1959-61
Landrum, Don, OF, 1966
Lanier, Hal, IF, 1964-71
Larker, Norm, IF, 1963
Larsen, Don, P, 1962-64
Laskey, Bill, P, 1982-
Lavelle, Gary, P, 1974-
LeMaster, Johnnie, IF, 1975-
LeMay, Dick, P, 1961-62
Leonard, Jeff, OF, 1981-
Linzy, Frank, P, 1963, 1965-70
Littlejohn, Dennis, C, 1978-80
Lockman, Whitey, IF-OF, 1958
Loes, Billy, P, 1960-61
Long, Dale, IF, 1960

M

Mackenzie, Ken, P, 1964
Maddox, Garry, OF, 1972-75
Madlock, Bill, IF, 1977-79
Maranda, Georges, P, 1960
Marichal, Juan, P, 1960-73
Marshall, Dave, OF, 1967-69
Marshall, Jim, IF, 1960-61
Martin, Jerry, OF, 1981
Martin, Renie, P, 1982-
Mason, Don, IF, 1966-70
Matthews, Gary, OF, 1972-76
May, Milt, C, 1980-
Mays, Willie, OF, 1958-72
McCardell, Roger, C, 1959

McCormick, Mike, P, 1958-62,
1967-70
McCovey, Willie, IF, 1959-73, 1977-80
McDaniel, Lindy, P, 1966-68
McDowell, Sam, P, 1972-73
McGaffigan, Andy, P, 1982-
McGlothen, Lynn, P, 1977-78
McMahon, Don, P, 1969-74
Metzger, Butch, P, 1974
Metzger, Roger, IF, 1978-80
Miller, Bruce, IF, 1973-76
Miller, Stu, P, 1958-62
Minton, Greg, P, 1975-
Moffitt, Randy, P, 1972-81
Monbouquette, Bill, P, 1968
Montanez, Willie, IF, 1975-76
Montefusco, John, P, 1974-80
Monzant, Ramon, P, 1958-60
Morgan, Joe, IF, 1981-82
Morris, John, P, 1972-74
Mota, Manuel, OF, 1962
Muffett, Billy, P, 1959
Murakami, Masanori, P, 1964-65
Murcer, Bobby, OF, 1975-76
Murray, Rich, IF, 1980

N

Nastu, Phil, P, 1978-80
Nieman, Bob, OF, 1962
North, Bill, OF, 1979-81

O

O'Connell, Danny, IF, 1958-59
O'Dell, Billy, P, 1960-64
O'Malley, Tom, IF, 1982-
Oliver, Nate, IF, 1973-76
Ontiveros, Steve, IF, 1973-76
Orsino, John, C, 1961-62

P

Pagan, Jose, IF, 1959-65
Pettini, Joe, IF, 1980-
Perez, Marty, IF, 1976
Perry, Gaylord, P, 1962-71
Peterson, Cap, OF, 1962-66
Phillee, Dave, OF, 1960
Phillips, Dick, IF, 1962
Phillips, Mike, IF, 1973-75
Pierce, Billy, P, 1962-64
Pignatano, Joe, C, 1962
Pitlock, Lee, P, 1970
Plank, Ed, P, 1979
Pregenzer, John, P, 1963-64
Priddy, Bob, P, 1965-66
Pruitt, Ron, OF, 1982-
Puente, Miguel, P, 1970

R

Rabb, John, C, 1982-
Rader, Dave, C, 1971-76
Ransom, Jeff, C, 1981-
Reberger, Frank, P, 1970-72
Redmon, Glenn, IF, 1974
Reitz, Ken, IF, 1976
Renfroe, Marshall, P, 1959
Rhodes, Dusty, OF, 1959
Ricelli, Frank, P, 1976
Ripley, Allen, P, 1980-81
Roberts, Dave, P, 1979
Robertson, Rich, P, 1966-71
Robinson, Craig, IF, 1975-76
Rodgers, Andre, IF, 1958-60

Rosario, Jim, OF, 1971-72
Rose, Don, P, 1974
Rowland, Mike, P, 1980-81
Rudolph, Ken, C, 1974, 1977

S

Sadecki, Ray, P, 1966-69
Sadek, Mike, C, 1973, 1975-81
Sanford, Jack, P, 1959-65
Sauer, Hank, OF, 1958-59
Schatzeder, Dan, P, 1982
Schmidt, Bob, C, 1958-61
Schofield, Dick, IF, 1965-68
Schroder, Bob, IF, 1965-68
Shaw, Bob, P, 1964-65
Shipley, Joe, P, 1958-60
Siebern, Norm, IF, 1967
Smith, Billy, IF, 1981
Smith, Reggie, IF, 1982-
Snider, Duke, OF, 1964
Sorrell, Bill, IF, 1967
Sosa, Elias, P, 1972-74
Spahn, Warren, P, 1965
Speake, Bob, OF, 1958-59
Speed, Horace, OF, 1975
Speier, Chris, IF, 1971-77
Spencer, Daryl, IF, 1958-59
Stanek, Al, P, 1963
Stember, Jeff, P, 1980
Stennett, Rennie, IF, 1980-81
Stephenson, John, C, 1969-70
Stone, Steve, P, 1971-72
Strain, Joe, IF, 1979-80
Sularz, Guy, IF, 1980-
Summers, Champ, OF, 1982-

T

Tamargo, John, C, 1978-79
Taussig, Don, OF, 1958
Taylor, Bob, OF, 1970
Testa, Nick, C, 1958
Thomas, Derrel, IF, 1975-77
Thomas, Valmy, C, 1958
Thomasson, Gary, OF, 1972-77
Toms, Tommy, P, 1975-77
Tufts, Bob, P, 1981

V

Venable, Max, OF, 1979-
Virgil, Ossie, IF, 1966, 1969

W

Wagner, Leon, OF, 1958-59, 1969
Wellman, Brad, IF, 1982-
Whitaker, Steve, OF, 1970
White, Bill, IF, 1958
Whitfield, Terry, OF, 1977-80
Whitson, Ed, P, 1979-81
Wicker, Floyd, OF, 1971
Williams, Bernie, OF, 1970-72
Williams, Charlie, P, 1972-78
Willoughby, Jim, P, 1971-74
Wilson, Neill, C, 1960
Wohlford, Jim, OF, 1980-
Worthington, Al, P, 1968-59

Z

Zanni, Don, P, 1958-59, 1961

NOTE: **Boldface** indicates player still on Giants 40-man roster as of February 1, 1983.

SAN FRANCISCO GIANTS COACHES

1958 - 1982

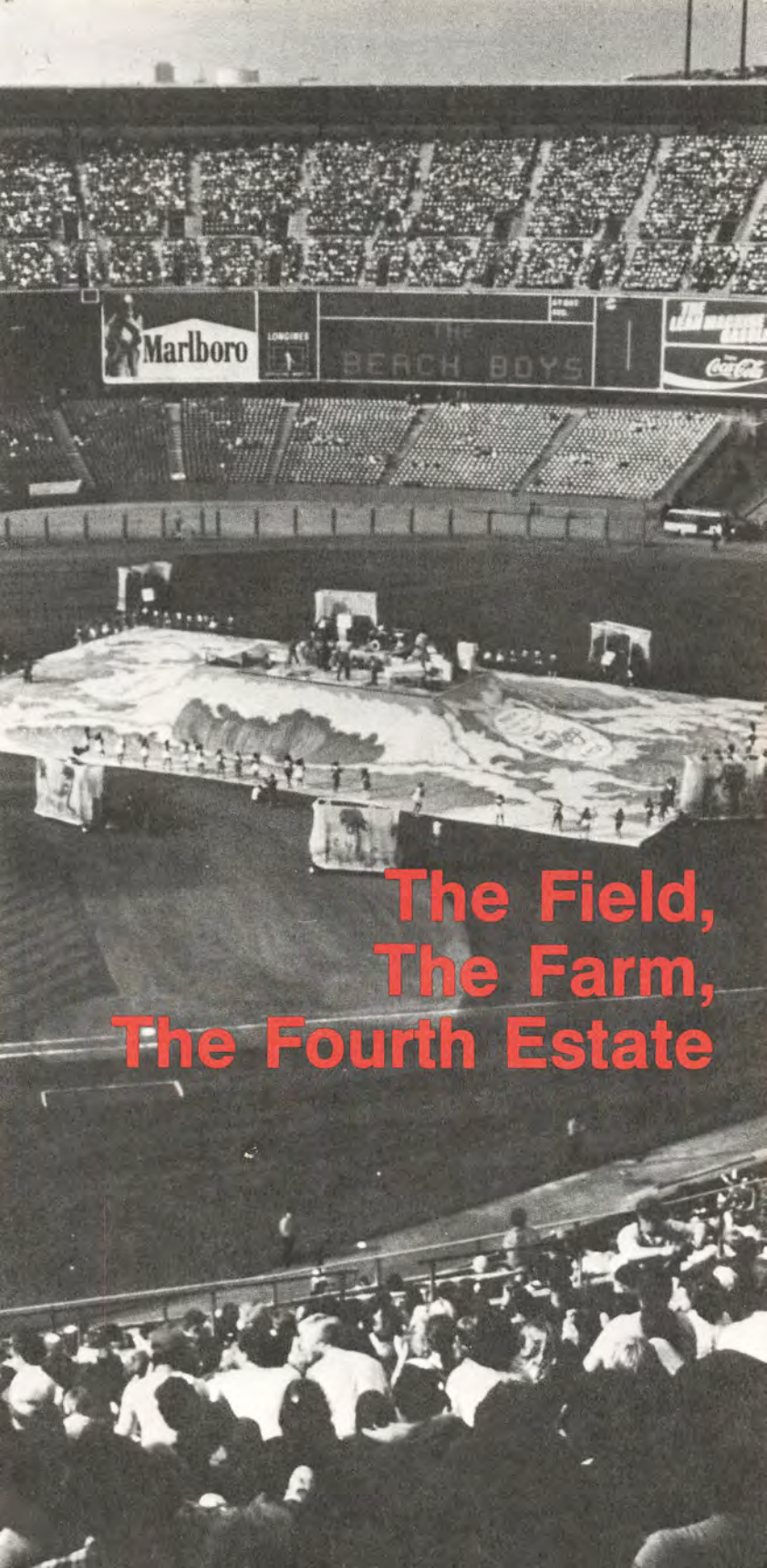
Amalfitano, Joe, 1972-75
Benson, Vern, 1980
Bristol, Dave, 1978-79
Buford, Don, 1981-
Davenport, Jim, 1970, 1976-
Fox, Charlie, 1965-68
Franks, Herman, 1958
Funk, Frank, 1976
Gilbert, Andy, 1972-75
Haller, Tom, 1977-79
Jansen, Larry, 1961-71
Lavagetto, "Cookie," 1964-67
Lefebvre, Jim, 1980-82
Lockman, "Whitey," 1961-64
Lowrey, "Peanuts," 1967-68

McMahon, Don, 1973-75, 1980-82
McNamara, John, 1971-73
O'Doul, "Lefty," 1959-60
Parker, "Salty," 1958-61, 1979
Posedel, Bill, 1959-60
Rodgers, Bob, 1976
Shepard, Larry, 1979
Starrette, Herman, 1977-78
Van Ornum, John, 1981-
Virgil, Ozzie, 1969-72, 1974-75
Westrum, Wes, 1958-63, 1968-71
Winkles, Bobby, 1976-77

NOTE: **Boldface** indicates coach still active with Giants.

GIANTS/DODGERS SWAP PLAYERS JUST ONCE

In the 25 years that both the San Francisco Giants and the Los Angeles Dodgers have been on the West Coast, the two clubs have traded players just once. The lone transaction occurred on February 13, 1968 when the Giants sent catcher Tom Haller to L.A. for infielders Ron Hunt and Nate Oliver.



**The Field,
The Farm,
The Fourth Estate**

CANDLESTICK PARK

ADDRESS: Candlestick Park, San Francisco, California 94124

PHONE: Executive Office: (415) 468-3700

Ticket Office: (415) 467-8000

FIELD MEASUREMENTS: Foul Lines: 335 feet (102.1 m.); Power Alleys 365 feet (111.2 m.); Center Field 400 Feet (120.0 m.).

STADIUM OPERATIONS: San Francisco Park and Recreation Department

SEATING CAPACITIES: 58,000 (baseball); 61,000 (football)

PLAYING SURFACE: 171,000 square feet of natural grass with crushed volcanic rock infield and warning track

OUTFIELD FENCE: 9 feet high

LIGHTING: 865 fixtures (1500 watts each) on nine towers (140 feet high), generating 250 foot candles of light on the playing surface

SCOREBOARD: 30 feet by 223 feet, operated by Conrac Corporation

PARKING: 77 acres, will accommodate 7000 cars and 300 buses. Privately-owned parking lots on perimeter roads provide another 2000 parking spaces

COST OF PARK: \$24.6 million

LOCATION: On Candlestick Point, San Francisco, east of the Bayshore Freeway (U.S. 101)

STARTING TIMES

Regular Day Games	1:05 p.m.
Business Special Day Games	12:05 p.m.
Sunday Doubleheaders	12:05 p.m.
Night Games	7:35 p.m.

ADMISSION PRICES

Lower Deck Box	\$8.00	Upper Deck Reserved	\$5.00
Upper Deck Box	\$7.00	Upper Deck Youth Reserved	\$4.00
Lower Deck Reserved	\$6.00	General Admission	\$2.50
Lower Deck Youth Reserved	\$5.00		

CANDLESTICK PARK "FIRSTS"

Game — April 12, 1960 (Giants 3, St. Louis 1)

Crowd — 42, 269

Giant Pitcher — Sam Jones

Pitch — Swing and a miss by Joe Cunningham

Hit — Bill White (St. Louis) First Inning

Giant Hit — Orlando Cepeda, First Inning

Home Run — Leon Wagner (St. Louis), Fifth Inning, April 12, 1960

Giant Home Run — Willie Kirkland, Third Inning, April 13, 1960

Plate Umpire — Jocko Conlan

GIANTS RAINOUTS

A rainout at home has been a rare occasion for the Giants in San Francisco. Since 1958 there have been just 18 games washed out, and the team's longest running stretch without a cancellation (454 straight games) was halted with last October's rainout against San Diego. Here's the breakdown:

1958 — May 11 vs. Los Angeles	1969 — April 23 vs. Atlanta
1959 — Sept. 18 vs. Los Angeles	1971 — April 13 vs. San Diego
1960 — May 3 vs. Milwaukee	1972 — June 9 vs. Chicago
1961 — April 21 vs. St. Louis	1974 — April 24 vs. Montreal
April 22 vs. St. Louis	1975 — May 3 vs. Houston
1962 — Sept. 28 vs. Houston	1976 — April 10 vs. Los Angeles
1964 — June 8 vs. St. Louis	1981 — Oct. 2 vs. San Diego
1965 — Aug. 11 vs. Pittsburgh	
1967 — April 21 vs. Atlanta	
April 23 vs. Atlanta	
June 2 vs. New York	

EVOLUTION OF CANDLESTICK PARK

GROUND BREAKING

1959 — Official construction begins at Candlestick Point in a cove at the southeastern edge of San Francisco.

STADIUM NAMED

1959 — The new home of the Giants is officially named "Candlestick Park" in a balloting among fans. More than 15,000 entries were submitted.

OPENING DAY

1960 — After two years of playing at Seals Stadium in downtown San Francisco, the Giants' opening day at Candlestick is April 12.

SEATING CAPACITY

1960 — The open-end stadium seated 42,500 fans.

1972 — Construction to enclose the stadium is completed and seating capacity is expanded to 58,000 for baseball.

PLAYING SURFACE

1960 — Natural grass.

1971 — Artificial turf is installed in the outfield, the infield (except the infield skin), and foul territory.

1972 — Artificial turf installed to cover infield skin (except sliding areas).

1979 — Natural grass replaces artificial turf.

1981 — Infield skin width reduced three feet.

FIELD DIMENSIONS

1960 — Foul lines: 330 feet. Power Alleys: 365 feet (left-center) and 375 feet (right-center). Center Field: 410 feet.

1968 — Foul lines extended to 335 feet.

1982 — Center field moved in to 400 feet and right-center moved in to 365 feet.

OUTFIELD FENCE

1960 — 10 feet high.

1974 — Lowered to 8 feet.

1975 — Raised to 12 feet.

1982 — Lowered to 9 feet.

DAY? NIGHT? TWI-NIGHT?

Any game scheduled to start after 6:00 p.m. (i.e., 6:01 p.m. or later) will be considered a night game. If a game is scheduled to start at 6:00 p.m. and is delayed by rain or for any other reason, it will be considered a day game. However, both games of a twi-night double-header shall be considered night games. When afternoon and night games are played on the same day and separate admissions are charged, they will be counted as one day and one night game, and will not be included in double-header statistics.

CANDLESTICK PARK HOME RUNS

Since its opening in 1960, 2830 Major League home runs have been hit in Candlestick Park during the regular season, an average of 123 per year. The first homer was by Leon Wagner of the St. Louis Cardinals in the fifth inning of opening day, April 12, 1960. Willie Kirkland was the first Giant to homer at Candlestick (April 13, 1960).

GIANTS WHO HAVE HIT 20 OR MORE HOME RUNS AT CANDLESTICK PARK		NON-GIANTS WHO HAVE HIT 13 OR MORE HOME RUNS AT CANDLESTICK PARK		REGULAR SEASON TEAM TOTALS OF HOME RUNS HIT AT CANDLESTICK PARK	
Willie McCovey	235*	Willie Stargell	25	Giants	1538
Willie Mays	205*	Joe Morgan	21*	Opponents	1292
Bobby Bonds	103	Tony Perez	21	Dodgers	179
Orlando Cepeda	91*	Dick Allen	19	Reds	167
Jim Ray Hart	69	Ron Cey	19	Braves	164
Tom Haller	64*	Hank Aaron	18	Pirates	121
Darrell Evans	57*	Roberto Clemente	18	Phillies	116
Jack Clark	53	Eddie Matthews	18	Astros	116
Dave Kingman	47*	Billy Williams	17	Cubs	109
Felipe Alou	43*	Reggie Smith	17*	Mets	101
Ken Henderson	35*	Willie Davis	15	Cardinals	94
Gary Matthews	33*	Jimmy Wynn	15	Padres	81
Dick Dietz	31	Ernie Banks	13	Expos	55
Chris Speier	26*	Frank Robinson	13		
Jim Davenport	20	Ron Santo	13		
		Joe Torre	13		
		George Foster	13*		

*Home runs hit while non-Giant but included in individual total:

McCovey (5), Mays (1), Cepeda (5), Haller (1), Evans (5), Kingman (5), Alou (7), Henderson (1), Matthews (4), and Speier (1).

*As a member of the Giants, Morgan has hit 10 home runs, Smith 10 and Foster two.

NOTE — The Expos and Padres have played 14 seasons, the Mets and Astros 21, all other teams 23 seasons.

HOME RUNS YEAR-BY-YEAR AT CANDLESTICK PARK

YEAR	GIANTS	OPPONENTS	TOTAL	YEAR	GIANTS	OPPONENTS	TOTAL
1960	46	34	80	1972	86	65	151
1961	97	77	174	1973	85	79	164
1962	109	74	183	1974	50	61	111
1963	101	64	165	1975	36	37	73
1964	86	63	149	1976	44	32	76
1965	81	81	162	1977	62	56	118
1966	91	77	168	1978	47	30	77
1967	65	59	124	1979	53	61	114
1968	60	32	92	1980	24	41	65
1969	77	61	138	1981	28	19	47
1970	84	77	161	1982	55	54	109
1971	71	58	129				

CANDLESTICK ATTENDANCE RECORDS

ATTENDANCE HIGH	ATTENDANCE	DATE
Season, Home	1,795,356	1960
Season, Road	2,207,530	1966
Single Day Game	56,196	April 10, 1979 vs. San Diego
Single Night Game	55,920	June 20, 1978 vs. Cincinnati
Double Header	50,924	July 1, 1979 vs. Cincinnati
Three-Game Series	147,300	October 1-3, 1982 vs. Los Angeles
All-Star Game	44,115	July 11, 1961
World Series Game	43,948	October 15, 1962 vs. New York
Playoff Game	35,652	October 1, 1962 vs. Los Angeles

TOP REGULAR SEASON DATE VS:

Atlanta	44,245	September 1, 1973
Chicago	41,236	May 30, 1960
Cincinnati	55,920	June 20, 1978
Houston	42,555	May 13, 1967
Los Angeles	56,103	May 28, 1978
Montreal	39,800	July 22, 1979
New York	40,496	May 22, 1966
Philadelphia	39,593	September 3, 1978
Pittsburgh	41,981	September 18, 1966
St. Louis	42,787	July 7, 1963
San Diego	56,196	April 10, 1979

TOP 10 REGULAR SEASON CROWDS

1.	56,196	vs. San Diego	April 10, 1979
2.	56,103	vs. Los Angeles	May 28, 1978
3.	55,920	vs Cincinnati	June 20, 1978
4.	54,723	vs. Los Angeles	August 6, 1978
5.	54,520	vs. San Diego	April 9, 1981
6.	53,281	vs. Los Angeles	October 1, 1982
7.	51,711	vs. Los Angeles	July 22, 1979
8.	51,123	vs. San Diego	April 17, 1980
9.	50,924	vs. Cincinnati	July 1, 1979
10.	50,510	vs. Cincinnati	April 23, 1978

AIRLINE DISTANCES BETWEEN LEAGUE CITIES

	Atlanta	Chicago	Cincinnati	Houston	Los Angeles	Montreal	New York	Philadelphia	Pittsburgh	St. Louis	San Diego	San Francisco
Atlanta		587	369	701	1936	1078	748	666	521	467	1903	2139
Chicago	587		252	940	1745	752	713	666	410	262	1724	1858
Cincinnati	369	252		892	1897	1004	570	503	257	309	1880	2043
Houston	701	940	892		1374	1420	1341	1137	679	1645	1692	1312
Los Angeles	1936	1745	1897	1374		2469	2451	2394	2136	1589	109	347
Montreal	1078	752	1004	1692	2469		330	413	647	1014	2578	2539
New York	748	713	570	1420	2451	330		83	317	875	2583	2571
Philadelphia	666	666	503	1341	2394	413	83		259	811	2412	2523
Pittsburgh	521	410	257	1137	2136	647	317	259		559	2132	2264
St. Louis	467	262	309	679	1589	1014	875	811	559		1729	1744
San Diego	1903	1724	1880	1312	109	2578	2583	2412	2132	1729		449
San Francisco	2139	1858	2043	1645	347	2539	2571	2523	2264	1744	449	

ATTENDANCE YEAR-BY-YEAR

DATE	HOME	ROAD
1958*	1,272,625	1,484,994
1959*	1,442,130	1,581,837
1960	1,795,356	1,479,188
1961	1,390,679	1,274,170
1962	1,556,551	1,684,377
1963	1,568,965	1,664,488
1964	1,500,883	1,803,709
1965	1,542,588	1,810,414
1966	1,651,293	2,207,530
1967	1,237,119	1,658,859
1968	833,594	1,585,762
1969	870,341	1,583,209
1970	728,498	1,557,513
1971	1,088,083	1,989,704
1972	637,327	1,349,166
1973	834,193	1,619,162
1974	519,991	1,409,100
1975	522,925	1,423,196
1976	626,868	1,362,276
1977	700,056	1,494,234
1978	1,740,480	1,849,690
1979	1,456,392	1,863,475
1980	1,096,115	1,328,715
1981	632,276	1,018,093
1982	1,200,948	1,716,700
TOTAL 25 SEASONS	28,446,276	39,799,561

*Seals Stadium Totals

HELPFUL SERVICES

TRANSPORTATION

AIRLINES:

American	(415) 398-4434
Delta	(415) 552-5700
National	(415) 397-5200
PSA	(415) 956-8636
TWA	(415) 864-5731
United	(415) 397-2100

AUTOMOBILE RENTALS:

Avis	(415) 885-5011
Budget	(415) 877-4477
Hertz	(415) 771-2200
National	(415) 474-5300

TAXI COMPANIES:

DeSoto	(415) 673-1414
Veterans	(415) 552-1300
Yellow	(415) 626-2345

MUNI RAILWAY BUS SYSTEM:

(415) 673-6864

NEWS SERVICES

Associated Press	(415) 621-7432
United Press International	(415) 552-5900
Western Union	(415) 433-5520

COMPUTER REPAIR

Texas Instruments	(415) 781-9470
	Ask for Services Group

MINOR LEAGUE ORGANIZATION

Assistant Vice President, Baseball Operations/ Administrator of Minor League Operations	Ralph Nelson
Director of Player Personnel and Scouting	Bob Fontaine
Field Director of Player Development	Jim Lefebvre

FARM SYSTEM

AAA	Phoenix, Az. Pacific Coast League	Manager:	Jack Mull
		Coach:	Dave Roberts
AA	Shreveport, La. Texas League	Manager:	Duane Espy
		Coach:	Butch Hughes
A	Fresno, Ca. California League	Manager:	Wendell Kim
		Coach:	Steve Cline
A	Clinton, Ia. Midwest League	Manager:	Bill Lachemann
		Coach:	Marty DeMerritt
R	Great Falls, Mt. Pioneer League	Manager:	Terry Christman
		Coach:	Bob Mitchell

INSTRUCTORS

Pitching	Bob Miller
Infield	Salty Parker
Outfield, Baserunning	Curt Molton
Hitting	Bob Mitchell

MINOR LEAGUES

Phoenix Giants (AAA)

Manager — Jack Mull

A 36-year-old former catcher, Mull takes over at Phoenix after piloting the Shreveport Captains (AA) of the Texas League for the past two years. The Captains finished 62-73 overall last season and were 68-67 under Mull in 1981. Now in his seventh year with the Giants, Mull was the skipper at Cedar Rapids (now Clinton) in 1977 and 1978, and at Fresno in 1979 and 1980, both Class A clubs. His overall won-lost record as a minor league manager with the Giants is 397-427.

A native of Chambersburg, Pa., Mull was signed to his first professional contract by the Chicago Cubs in 1969 after batting .400 for Oahu in the 1968 National Baseball Congress Tournament at Wichita. Jack was named to the Midwest League All-Star team in each of his first two professional seasons, and played for seven years in the minor leagues before taking his first managerial post with the Cubs' Class A Key West club in the Florida State League in 1974. He served as a player-coach with Phoenix in 1975 and 1976.

Phoenix Highlights — 1982

Outfielder **Dan Gladden's** 41 stolen bases broke the club record of 40, set by Chili Davis in 1981, and his 40 doubles were the most by a Phoenix Giant since 1958 ... **Johnny Rabb**, named to the Pacific Coast League All-Star team, has hit 76 home runs in his last four full minor league seasons ... **Ted Wilborn** was 34 for 40 in stolen base attempts and had 12 of the club's league-leading 70 triples ... The club fielding percentage of .968 was the league's second best.

Overall Record: 58-86 (5th) First Half: 30-41 Second Half: 28-45

PHOENIX *continued*

Player	AVG	G	AB	R	H	2B	3B	HR	RBI	SB
Tom O'Malley	.448	26	96	23	43	11	1	3	15	0
Guy Sularz	.436	9	39	8	17	0	1	1	7	1
Jeff Leonard	.356	17	59	14	21	5	0	4	12	2
Joe Pettini	.325	80	305	51	99	21	3	9	46	16
Brad Wellman	.324	102	339	64	110	19	7	4	42	9
Ron Pruitt	.320	73	225	38	72	16	2	10	37	3
Dan Gladden	.308	130	503	93	155	40	5	10	74	41
John Rabb	.279	119	412	66	115	27	2	22	73	4
Jose Barrios	.273	116	436	62	119	19	8	18	90	3
Mike Turgeon	.269	126	469	71	126	32	3	10	66	8
Tom Runnells	.268	108	347	52	93	8	11	0	48	15
Dorian Boyland	.259	107	371	51	96	19	8	7	52	8
Ted Wilborn	.257	132	501	69	129	20	12	2	58	34
Paul Szymarek	.255	82	251	47	64	12	3	13	42	5
Max Venable	.250	8	32	5	8	1	2	0	3	1
Mike Rex	.242	61	190	30	46	10	1	3	23	2
Kelly Smith	.235	76	187	25	44	6	1	0	16	3

Pitcher	W-L	ERA	G	GS	CG	SV	IP	H	R	ER	BB	SO
Bill Laskey	1-0	1.29	2	2	0	0	14	12	5	2	2	10
Alan Fowikes	6-3	2.70	13	8	7	1	73	78	26	22	14	31
Phil Hinrichs	1-6	3.75	38	0	0	9	60	64	38	25	19	30
Mike Chris	11-4	3.94	17	17	4	0	109	107	54	48	71	62
Renie Martin	1-2	4.74	3	3	1	0	19	25	12	10	2	12
Mark Dempsey	10-10	5.01	27	22	9	0	156	167	95	87	72	118
Jeff Cornell	2-4	5.01	25	0	0	6	41	42	26	23	28	33
Mike Rowland	9-13	5.78	28	25	5	0	162	198	125	104	52	76
Andy McGaffigan	1-6	6.00	18	15	2	0	96	115	72	64	51	64
Atlee Hammaker	0-1	6.35	1	1	0	0	6	13	5	4	2	6
Al Hargesheimer	6-12	6.54	29	27	3	0	153	214	136	111	95	89
Craig Chamberlain	2-13	6.91	31	16	3	0	125	156	110	96	83	70
Mike Tucker	6-7	6.95	37	3	0	2	101	153	84	78	33	45
Mark Calvert	0-2	7.04	6	0	0	1	8	9	7	6	8	1
Jeff Sterber	2-3	7.43	28	4	1	3	73	103	66	60	43	35
Dan Schatzeder	0-0	12.27	1	1	0	0	4	10	6	5	3	1

Shreveport Captains (AA)

Manager — Duane Espy

A newcomer to the Giants' farm command, Duane Espy takes the helm of the Captains after managing single-A clubs in the American League Champion Milwaukee Brewers minor league system for the past four years.

Espy, a 30-year-old native of Aberdeen, Washington, compiled a 272-281 managerial won-lost record from 1979 to 1982, finishing with a strong 81-57 mark for the Stockton Ports last season. Espy managed Burlington in the Northwest League in 1979 and 1980 before moving to Stockton in the California League in 1981.

He was originally drafted by the Brewers in June, 1970, and played second base and outfield in the Milwaukee farm system from 1971 through 1978. In his final season, Espy posted his career high batting average, hitting .315 for Spokane. Espy is an off-season resident of Santa Monica, California.

Shreveport Highlights — 1982

Pitcher **Scott Garrelts**, the only AA player to join the Major League club in September, set a Captains club record with 159 strikeouts, second best in the Texas League. First baseman **Kelvin Torve** had two grand slams and led Shreveport in all offensive categories. Kelvin was named to Topps AA All-Star team. Outfielder **Rob Deer** belted 27 home runs, breaking a 13-year-old team record and giving him 60 homers over two seasons. Shortstop **Randy Kutcher** raised his four-year career stolen base total to 147. Torve, second baseman **Doug Wabeke** and pitcher **Mike Brecht** were named to the Texas League All-Star squad.

Overall Record: 62-73 (4th) First Half: 33-34 Second Half: 29-39

SHREVEPORT *continued*

Player	AVG	G	AB	R	H	2B	3B	HR	RBI	SB
Kelvin Torve	.305	127	449	66	137	29	7	15	84	9
Sean Toerner	.296	52	169	26	50	14	2	2	24	1
Doran Perdue	.279	113	384	54	107	19	2	0	35	13
Doug Wabeke	.274	104	361	55	99	12	2	4	35	2
John Stevenson	.267	46	165	25	44	7	1	0	13	1
Chris Brown	.265	58	185	26	49	14	0	1	21	9
Randy Gomez	.263	84	274	33	72	15	1	2	25	0
Bob Cummings	.261	112	364	62	95	25	3	11	62	2
Don Mazzilli	.249	59	197	21	49	11	0	4	23	1
Randy Kutcher	.247	116	397	56	98	18	2	3	31	30
Greg Baker	.246	120	402	50	99	18	4	8	52	3
Jeff Ransom	.235	76	238	33	56	7	2	10	36	4
Billy Heimach	.224	54	156	22	35	3	1	0	12	2
Dean Kornacker	.218	21	55	7	12	2	0	0	6	0
Rob Deer	.207	128	410	58	85	26	0	27	73	6
Jim Wojcik	.167	36	120	14	20	1	1	0	7	1

Pitcher	W-L	ERA	G	GS	CG	SV	IP	H	R	ER	BB	SO
Jeff Cornell	3-2	1.84	21	0	0	10	44	24	10	9	14	38
Kevin McKenna	4-4	2.76	12	3	2	1	42	46	16	13	9	21
Phil Hinrichs	1-2	3.05	9	0	0	2	21	22	8	7	5	9
Mike Brecht	10-5	3.50	34	13	4	4	131	126	55	51	47	103
Scott Garrelts	9-10	3.81	27	27	8	0	151	131	76	64	90	159
Frank Williams	11-9	3.93	27	26	8	0	170	143	96	74	99	145
Larry Williams	2-8	4.70	19	11	3	1	82	92	53	43	35	62
Bob Gendron	5-3	4.81	14	1	0	2	43	44	26	23	13	24
Jim Dunn	7-11	5.08	23	21	5	0	128	132	84	72	70	96
Chuck Lusted	2-6	5.24	14	14	1	0	81	93	54	47	28	70
Don Jamerson	1-7	5.26	34	8	2	3	120	131	79	70	61	68
Ron Pisel	6-3	5.31	12	12	0	0	63	86	44	37	46	35
Kernan Ronan	0-3	6.67	16	0	0	3	28	34	26	21	11	20

Fresno Giants (A)

Manager — Wendell Kim

One of the Giants' most popular and dynamic farm leaders, Kim makes his debut at Fresno this year after managing the Clinton (A) club for the past two seasons. Clinton posted an overall 63-75 record in 1982 under Kim, whose career won-lost mark as a minor league skipper is now 115-155.

The Hawaiian native played nine seasons as a minor league infielder in the Giants organization, batting a career high .313 for Phoenix in 1978. Set Cal Poly Pomona career records for runs scored (93), walks (91) and games (124). In 1976, he led the Texas League in hits (164) and at-bats (537), and led second basemen in fielding (.983), putouts (294) and chances accepted (654), which led to a spot on the Texas League All-Star club.

Wendell is an accomplished magician, bowler and billiards player and is a jewelry salesman in the off-season.

Fresno Highlights — 1982

In his second professional season, outfielder **Bryan Snyder** led the club in hitting (.305), home runs (10), and RBIs (68). First baseman **Jessie Reid** earned a spot on the California League All-Star squad with a .298 average and 67 RBIs. Outfielder **James Johnson** led the Fresno club with 33 stolen bases, bringing his three-year total to 109. **Bob Biagini's** 92 strikeouts and seven complete games topped the pitching staff.

Overall Record: 50-90 (5th) First Half: 25-45 Second Half: 25-45

FRESNO *continued*

Player	AVG	G	AB	R	H	2B	3B	HR	RBI	SB
Bryan Snyder	.304	133	483	68	147	25	7	10	75	7
Chris Brown	.293	41	133	22	39	9	1	4	31	4
Jay Reid	.292	127	476	78	139	20	5	6	73	20
Don Mazzilli	.283	65	233	37	66	9	3	4	42	4
Jim Stassi	.270	52	159	22	43	7	0	1	15	2
Jerry Littmann	.266	111	365	60	97	13	3	1	32	8
Gary Davenport	.260	127	466	52	121	18	4	7	61	7
Randy Ward	.257	92	300	40	77	26	2	11	43	1
James Johnson	.256	70	250	56	67	12	4	0	19	33
Steve Stanicek	.246	22	69	9	17	3	0	3	7	0
Steve Keeney	.241	60	174	22	42	2	2	0	8	5
Bill Heimach	.234	39	137	26	32	2	0	0	13	2
George Spiroff	.231	74	234	30	54	11	0	5	32	2
Stan Baughn	.229	66	236	20	54	6	1	0	19	14
Cory Bridges	.227	69	211	29	48	8	0	1	16	0
Bob Spurlin	.217	73	212	24	46	2	0	0	19	1
Jeff Adams	.207	17	58	4	12	0	0	0	7	0
Dave Wilson	.196	48	148	10	29	1	0	0	12	1
Dean Kornacker	.191	42	136	14	26	3	0	1	14	0

Pitcher	W-L	ERA	G	GS	CG	SV	IP	H	R	ER	BB	SO
Gil Patterson	1-1	1.33	4	4	1	0	27	28	12	4	11	8
Kernan Ronan	2-2	2.91	10	0	0	3	22	24	9	7	12	5
Greg McSparran	1-6	4.34	34	9	0	2	120	131	66	58	59	71
Dennis Schafer	8-10	4.44	35	13	2	6	128	160	72	63	31	57
Dave Wilhelmi	7-10	4.48	25	24	3	0	143	181	95	71	68	68
Jose Chue	4-6	4.57	27	2	0	2	65	76	40	33	24	51
Bill Bordley	5-5	4.71	13	13	0	0	71	82	49	37	32	32
Bob Biagini	7-10	4.78	28	20	7	0	149	167	103	79	60	92
Marty Mathiesen	1-10	6.00	27	7	3	4	78	117	72	52	32	54
Jim Buckmier	5-11	6.15	28	18	1	0	105	125	94	72	69	61
Jeff Trax	4-3	6.90	19	11	3	0	76	101	69	58	38	38
Ben Gallo	0-4	7.14	31	0	0	0	74	85	65	59	76	64
Mark Winters	5-11	7.41	26	18	1	0	109	157	109	90	51	74

Clinton Giants (A)

Manager — Bill Lachemann

Lachemann (pronounced LATCH-mun) is making his managerial debut at Clinton after coaching at Fresno (A) in 1982. A catcher during his six-year professional career in the minor leagues, Bill signed originally with the Brooklyn Dodgers organization in 1955. Lachemann, 49, was born in Los Angeles and attended San Diego State University, Los Angeles City College and Great Falls (Mont.) College, where he earned his undergraduate degree.

Bill played with the national champion American Legion team from Los Angeles in 1951, and his San Diego Marine Corps team finished third in the National Baseball Congress Tournament in 1958.

For the Lachemanns, baseball field leadership is a family affair — Bill's younger brother, Rene, pilots the Seattle Mariners, and another brother, Marcel, is a coach in the California Angels' minor league system.

Big Year For Mark Grant

Clinton's **Mark Grant** turned in a sensational year for the Giants' Class-A club in Iowa, posting a 16-5 record, a 2.36 Earned Run Average and 243 strikeouts — the most among all minor league hurlers.

In 198.2 innings of work, Mark allowed 138 hits, walked 60, fired four shutouts and 12 complete games in 27 starts. In other eyebrow-raising performances, Mark threw a no-hitter against Danville on August 12, fanned 19 Cedar Rapids batters on August 27 and was the Most Valuable Player in the Midwest League All-Star Game in July.

Grant also was selected as Clinton's MVP, the Topps Player of the Month for July in the league and was tabbed the league's Prospect of the Year by league managers.

A product of Joliet Catholic High School in Joliet, Illinois, Grant was the Giants' top pick in the June, 1981, free agent draft.

Clinton Highlights — 1982

Led by Mark Grant, the Clinton hurlers recorded a combined 1000 strikeouts, a 3.42 staff ERA and posted a Midwest League-leading 48 complete games. **Larry Crews'** 2.68 ERA was the league's third best, and **Steve Wilcox** fanned 168 in 162 innings. Outfielder **Van Sowards** batted .336 while third baseman **Bob O'Connor** led the regulars with a .309 average. Catcher **Phil Ouellette** topped the offense with 13 home runs and 74 RBIs, and outfielder **Everett Graham** stole 37 bases in his rookie season. Outfielder **Glenn Jones** contributed 22 doubles, five triples, eight home runs and 62 RBIs. Shortstop **Todd Zacher** had 40 RBIs and stole 36 bases.

Overall Record: 63-75 (3rd)

Player	AVG	G	AB	R	H	2B	3B	HR	RBI	SB
Van Sowards	.336	34	122	15	41	3	1	0	12	5
Bob O'Connor	.309	130	472	83	146	29	2	5	56	28
Mike Dunn	.278	83	273	35	76	7	1	6	28	12
Phil Ouellette	.274	109	351	59	96	18	1	13	74	3
Everett Graham	.273	125	417	74	114	21	3	1	42	37
Glenn Jones	.268	129	436	51	117	22	5	8	62	20
Allen Smoot	.252	90	309	29	78	13	0	3	44	3
Todd Zacher	.239	134	482	88	115	14	4	4	40	36
Michael Jones	.238	93	269	47	64	16	1	1	35	25
Matt Nokes	.215	82	247	19	53	12	0	3	23	1
Randy Ebersberger	.206	72	223	22	46	4	6	0	20	10
Mickey Swenson	.182	101	324	33	59	11	2	3	27	8
Joe Perna	.178	41	129	13	23	0	0	0	7	3
Randy Saunier	.152	68	178	13	27	3	0	0	11	4
Marty Baier	.073	19	55	0	4	0	0	0	5	0

Pitcher	W-L	ERA	G	GS	CG	SV	IP	H	R	ER	BB	SO
David Nenad	4-6	2.34	27	6	3	4	85	92	37	22	29	51
Mark Grant	16-5	2.36	27	27	12	0	199	139	65	52	60	243
Greg Lambert	3-6	2.52	29	0	0	5	71	52	20	20	24	64
Larry Crews	12-12	2.68	28	28	16	0	188	171	78	56	40	145
Steve Wilcox	8-11	3.22	28	25	9	0	162	142	77	58	43	168
Glenn Barling	5-8	3.69	22	19	4	0	129	120	74	53	90	132
Mark Swenson	7-5	4.24	23	16	2	1	117	135	63	55	32	68
Brian Murtha	5-12	4.32	27	9	2	4	110	114	65	53	35	64
Ramon Bautista	3-8	6.08	28	2	0	2	53	59	51	36	40	25
Eric Erickson	0-0	6.97	8	4	0	0	21	17	20	16	23	19
Kernan Ronan	0-2	7.50	6	0	0	0	12	15	11	10	5	10

Great Falls Giants (Rookie)

Manager — Terry Christman

A former Bay Area and San Francisco State University star pitcher, Christman, 39, takes the helm of the Giants' Pioneer League entry after serving as a coach at Great Falls in 1982. It will be Terry's first managerial post since he piloted the Key West (A) club in the Florida State League in 1971 and the Marion squad in the Appalachian League in 1970, compiling a 46-86 record overall.

Terry signed his first professional contract with the New York Mets organization in 1965 and played in seven minor league seasons, performing both as a pitcher and outfielder. He posted a 27-18 career record as a hurler and batted .423 in 1971 as a player-manager at Key West.

A native of San Mateo, the hard-throwing southpaw starred at Westmoor High in Daly City before going to S.F. State, where he was 25-7 in three years and was named to All-Far Western Conference team in 1962, 1963 and 1964. He has been a Bay Area coach and teacher and basketball referee for many years.

Great Falls Highlights — 1982

The Giants' best minor league club in 1982, Great Falls finished second, one game behind Medicine Hat. They won the league team fielding and pitching crowns, however, with a .951 fielding percentage and a 3.26 staff ERA. **Kurt**

GREAT FALLS *continued*

Mattson's 0.74 ERA was tops in the Pioneer League, and **Pat Larkin** anchored the pitching corps with marks of 7-4, 2.14, while **Randy Morse** was undefeated in seven decisions with a 2.49 ERA. Larkin led the league in saves with 11.

Offensively, **Marty Baier** earned a promotion to Clinton with a .343 average. First baseman **Troy Charles** batted .318, second baseman **Kevin Bates** hit .311 with 45 RBIs and 15 stolen bases and third baseman **Alan Marr** hit .300 with 36 RBIs. Outfielder **Matt Cimo** had 13 doubles and six home runs to lead the club in both categories.

Overall Record: 43-27 (2nd)

Player	AVG	G	AB	R	H	2B	3B	HR	RBI	SB
Steve Keeney	.500	2	6	1	3	0	0	0	2	2
Marty Baier	.343	61	198	27	68	8	0	5	39	4
Jim McGilvray	.333	3	6	2	2	0	0	1	2	0
Troy Charles	.318	39	132	29	42	5	2	1	9	6
Kevin Bates	.311	70	251	45	78	11	6	2	45	15
Alan Marr	.300	66	207	32	62	4	3	2	36	7
Orlando Blackwell	.288	70	271	61	78	6	5	1	27	22
Mike Empting	.276	61	196	33	54	8	0	4	21	4
Bob Naber	.253	59	194	18	49	9	2	1	32	0
Matt Cimo	.250	66	248	41	62	13	3	6	39	14
Scott Rainey	.250	17	36	4	9	1	0	0	1	2
Ricky Greene	.231	45	117	16	27	3	1	0	8	0
Mark Morton	.223	45	103	15	23	3	1	1	16	0
Richard Dickson	.217	14	23	2	5	1	0	1	5	0
Kelvin Smith	.207	54	140	23	29	6	0	2	14	6
Lester Mosely	.186	38	102	13	19	2	0	0	7	2

Pitcher	W-L	ERA	G	GS	CG	SV	IP	H	R	ER	BB	SO
Kurt Mattson	2-3	0.74	19	0	0	5	37	26	7	3	17	36
Bob Gendron	0-0	1.13	6	0	0	0	8	8	2	1	3	8
Jim Weir	1-1	2.13	13	0	0	2	25	23	8	6	12	13
Pat Larkin	7-4	2.14	27	0	0	11	46	37	14	11	21	58
Randy Morse	7-0	2.49	12	11	1	0	72	62	24	20	25	62
John Hughes	1-0	2.89	6	0	0	0	9	10	3	3	7	12
Jeff Blobaum	5-5	3.36	15	15	5	0	96	105	43	36	31	66
Brian Bargerhuff	4-1	3.38	23	2	0	2	56	66	28	21	16	28
Dennie Taft	5-4	3.41	13	13	1	0	66	58	36	25	37	72
Dean Hummel	3-5	3.62	15	15	0	0	70	67	43	28	32	55
Scott Norman	6-4	3.91	14	14	1	0	76	77	51	33	49	54
Randy Bockus	2-0	4.58	18	0	0	0	53	60	38	27	22	42

GIANTS#1 FREE AGENT PICKS

Regular phase

JUNE

1965 — Alan Gallagher
 1966 — Robert Reynolds
 1967 — Dave Rader
 1968 — Gary Matthews
 1969 — Mike Phillips
 1970 — John D'Acquisto
 1971 — Frank Riccelli
 1972 — Rob Dressler
 1973 — Johnnie LeMaster
 1974 — Terry Lee
 1975 — Ted Barnicle
 1976 — Mark Kuecker
 1977 — Craig Landis
 1978 — Robert Cummings
 1979 — Scott Garrelts
 1980 — Jessie Reid
 1981 — Mark Grant
 1982 — Steve Stanicek

JANUARY

1966 — Gary Bowman
 1967 — Von Joshua
 1968 — Steve Sibley
 1969 — Daniel Bondon
 1970 — Randy Moffitt
 1971 — Robert Makoski
 1972 — Ken Kollinger
 1973 — John Andrews
 1974 — Daniel Smith
 1975 — Earnest Schmidt
 1976 — Lozando Washington
 1977 — Garth Ledbetter
 1978 — Gregory Byrd
 1979 — Kevin Johnson
 1980 — Willie Hysaw
 1981 — Mel White
 1982 — Michael Jones
 1983 — Michael Fitzgerald

BASEBALL WRITERS ASSOCIATION OF AMERICA

SAN FRANCISCO - OAKLAND CHAPTER 1983

Chairman — John Hillyer
Vice-Chairman — Kit Stier
Secretary-Treasurer — Nick Peters

Associated Press: Eric Prewitt, Steve Wilstein

Contra Costa Times: Chuck Dybdal, Charlie Zeno

Hayward Review: John Hickey, Lowell Hickey, Carl Steward

N.E.A.: Murray Olderman

Oakland Tribune: Ron Bergman, Dave Newhouse, Nick Peters,
Kit Stier, Bob Valli

Peninsula Times-Tribune: Rick Chandler, Dick O'Connor,
Ray Ratto

Sacramento Bee: Bob Padecky

Sacramento Union: Mike Curran, Steve Kennedy

San Francisco Chronicle: Dave Bush, Lowell Cohn, Glenn Dickey,
Bruce Jenkins, Dan McGrath, Ira Miller, Art Rosenbaum

San Francisco Examiner: John Hillyer, Terence Moore,
Glenn Schwarz, Art Spander

San Jose Mercury-News: Fred Guzman, Dan Hruby, John Lindbloom,
Mike Martinez, Jim Street, Rick Vacek

San Mateo Times: Dick Draper

United Press International: Joe Sargis

Vallejo Times-Herald: Rick LaPlante, Gary Rubin, Rich Waters

Valley Times: Brian Martin, Gary Peterson

Honorary Members: Scott Baillie, Louis Duino, Pat Frizell,
Leonard Koppett, Jack McDonald, Jim McGee, Bob Stevens,
Prescott Sullivan, Bucky Walter, Roger Williams.

AP photographer Sam Houston honored upon his retirement.



GIANTS RADIO-TELEVISION

For the fifth consecutive year, Giants baseball will be broadcast by KNBR Radio (680), the 50,000-watt NBC affiliate in San Francisco, and over the Giants Radio Network, which includes stations in Eureka, Fort Bragg, Modesto, Fresno and Reno. Hank Greenwald and David Glass will return to call the action at 11 Spring Training games and all 162 games of the regular 1983 season.

KTVU-TV (Channel 2) and the Giants Television Network, with stations in Sacramento, Visalia and Reno, will televise 31 regular season games, with Gary Park and Hank Greenwald in the booth.

KNBR



Hank Greenwald, who began his professional broadcasting career in 1960 following his graduation from Syracuse University in New York, will be back for his fifth season behind the KNBR microphone following a winter of travel. His past work includes radio play-by-play of University of San Francisco Dons basketball, the Oakland A's, radio and television broadcasts of the Golden State Warriors and radio play-by-play of the Hawaii Islanders of the Pacific Coast League and Syracuse football.

David Glass will be in his third season with the Giants since joining KNBR from Albuquerque, New Mexico, where he announced the Los Angeles Dodgers' minor league Albuquerque Dukes games from 1976 to 1980. A graduate of San Diego State University, Glass began his career with KHJ-TV in Los Angeles, moving on to play-by-play broadcasts of the El Paso Diablos and Jacksonville Suns baseball games.



KTVU



Gary Park, Channel 2 Sports Director and anchor on the nightly 10 O'Clock News for KTVU, returns for his 11th season as the voice of Giants television in 1983. His broadcasting career has included work as a reporter and anchor for WGN-TV in Chicago and KCRA-TV in Sacramento. Park has also covered Golden State Warriors and University of San Francisco basketball, Oakland Raiders football and Golden Gaters Tennis for KTVU.

**1983 Television Schedule on
KTVU (2) - Oakland and San Francisco;
KAME (2) - Reno, Nevada; KCRA (3) - Sacramento;
KMPH (26) - Visalia.**

DATE	DAY	PACIFIC TIME	OPPONENT
April 12	Tuesday	7:00 p.m.	San Diego
April 13	Wednesday	7:00 p.m.	San Diego
April 26	Tuesday	4:30 p.m.	Pittsburgh
April 29	Friday	5:30 p.m.	St. Louis
April 30	Saturday	5:00 p.m.	St. Louis
May 1	Sunday	11:00 a.m.	St. Louis
May 15	Sunday	11:00 a.m.	Cincinnati
May 17	Tuesday	4:30 p.m.	Philadelphia
May 26	Thursday	7:30 p.m.	Los Angeles
May 27	Friday	7:30 p.m.	Los Angeles
May 28	Saturday	1:00 p.m.	Los Angeles
May 29	Sunday	1:00 p.m.	Los Angeles
June 7	Tuesday	5:30 p.m.	Houston
June 9	Thursday	5:30 p.m.	Houston
June 11	Saturday	4:30 p.m.	Atlanta
June 12	Sunday	11:00 a.m.	Atlanta
July 1	Friday	7:00 p.m.	San Diego
July 2	Saturday	7:00 p.m.	San Diego
July 3	Sunday	1:00 p.m.	San Diego
July 24	Sunday	10:00 a.m.	Pittsburgh
July 26	Tuesday	5:30 p.m.	St. Louis
August 11	Thursday	4:30 p.m.	Atlanta
August 12	Friday	5:30 p.m.	Houston
August 14	Sunday	4:00 p.m.	Houston
August 16	Tuesday	7:30 p.m.	Los Angeles
September 2	Friday	5:00 p.m.	Philadelphia
September 13	Tuesday	7:00 p.m.	San Diego
September 14	Wednesday	7:00 p.m.	San Diego
September 30	Friday	7:30 p.m.	Los Angeles
October 1	Saturday	1:00 p.m.	Los Angeles
October 2	Sunday	1:00 p.m.	Los Angeles

GIANTS' HOTELS ON THE ROAD

Atlanta	Marriott Hotel — (404) 659-6500
Chicago	Westin Hotel — (312) 943-7200
Cincinnati	Stouffer's Towers — (513) 352-2100
Houston	Shamrock Hilton Hotel — (713) 668-9211
Los Angeles	Hyatt Regency — (213) 683-1234
Montreal	Le Centre Sheraton — (514) 878-2000
New York	Grand Hyatt — (212) 883-1234
Philadelphia	Bellevue Stratford — (215) 893-1776
Pittsburgh	Pittsburgh Hilton — (412) 391-4600
St. Louis	Marriott Pavilion Hotel — (314) 421-1776
San Diego	Sheraton Harbor Island — (714) 291-2900

N.L. INFORMATION

ATLANTA BRAVES: Office: P.O. Box 4064, Atlanta, Georgia 30302; Telephone: (404) 522-7630; Games at Atlanta-Fulton County Stadium (Capacity - 52,791); Field Measurements, left to right: 330-402-330. PR Director: Wayne Minshew, home telephone (404) 987-9487, Publicity Manager: Bob Korch, home telephone (404) 952-2959.

CHICAGO CUBS: Office: 1060 W. Addison St., Chicago, Illinois 60613; Telephone: (312) 281-5050; Games at: Wrigley Field (Capacity - 37,272); Field Measurements, left to right: 355-400-353. PR Director: Bob Ibach, home telephone (312) 398-0503, Assistant PR: Ned Colletti, home telephone (312) 678-3806.

CINCINNATI REDS: Office: Riverfront Stadium, Cincinnati, Ohio 45202; Telephone: (513) 421-4510; Games at: Riverfront Stadium (Capacity - 51,880); Field Measurements, left to right: 330-404-330. PR Director: Jim Ferguson, home telephone (513) 232-7590, Ad. Assistant: Teresa Bright.

HOUSTON ASTROS: Office: Astrodome, P.O. Box 288, Houston, Texas 77001; Telephone: (713) 799-9500; Games at: Astrodome (Capacity - 45,000); Field Measurements, left to right: 340-406-340. PR Director: Mike Ryan, home telephone (713) 726-0061, Assistant Publicity Director: Rick Rivers, home telephone (713) 392-4960.

LOS ANGELES DODGERS: Office: 1000 Elysian Park Ave., Los Angeles, California 90012; Telephone: (213) 224-1500; Games at: Dodger Stadium (Capacity - 56,000); Field Measurements, left to right: 330-395-330. Publicity Director: Steve Brener, home telephone (213) 368-9161, Publicity Assistant: Toby Zwickel, home telephone (213) 998-0622.

MONTREAL EXPOS: Office: P.O. Box 500, Station "M", Montreal, Quebec H1V 3P2, Canada; Telephone: (514) 253-3434; Games at: Olympic Stadium (Capacity - 58,838); Field Measurements, left to right: 338-410-338. Publicists: Richard Griffin, home telephone (514) 937-4918, Monique Giroux (514) 384-9924.

NEW YORK METS: Roosevelt and 126th St., Flushing, New York 11368; Telephone: (212) 507-6387; Games at: Shea Stadium (Capacity - 53,300); Field Measurements, left to right: 338-410-338. PR Director: Jay Horwitz, home telephone (201) 546-5089; Assistant: Tim Hamilton, (212) 688-9183.

PHILADELPHIA PHILLIES: Office: Broad St. and Pattison Ave., Philadelphia, Pennsylvania 19148; Telephone: (215) 463-6000; Games at: Veteran Stadium (Capacity - 65,454); Field Measurements left to right: 330-408-330. Publicity Director: Larry Shenk, home telephone (302) 798-4205, Assistant Publicity Director: Vince Nauss.

PITTSBURGH PIRATES: Office: 600 Stadium Circle, Pittsburgh, Pennsylvania 15212; Telephone: (412) 323-5000; Games at: Three Rivers Stadium (Capacity - 53,869); Field Measurements, left to right: 335-400-335. PR Director: Ed Wade, home telephone (412) 221-4057, Publicity Assistants: Tom Bird, home telephone (412) 362-9727 and Sally O'Leary, home telephone (412) 323-1289.

ST. LOUIS CARDINALS: Office: 250 Stadium Plaza, St. Louis, Missouri 63102; Telephone: (314) 421-3060; Games at: Busch Memorial Stadium (Capacity - 50,222); Field Measurements, left to right: 330-414-330. PR Director: Jim Toomey, home telephone (314) 966-3775, Assistant: Robin Monsky, home telephone (314) 532-1448.


SAN DIEGO PADRES: Office: 9449 Friars Rd., San Diego, California 92120; Telephone: (619) 283-4494; Games at: San Diego Stadium (Capacity - 51,362); Field Measurements, left to right: 330-420-330. PR Director: Bob Chandler, home telephone (619) 279-1583, Assistant PR Directors: Be Barnes, home telephone (619) 233-0189, and Jim Geschke, home telephone (619) 698-3137.

SAN FRANCISCO GIANTS: Office: Candlestick Park, San Francisco, California 94124; Telephone (415) 468-3700; Games at: Candlestick Park (Capacity - 58,000); Field Measurements, left to right: 335-400-335. Publicity Director: Duffy Jennings, home telephone (415) 369-8427, Traveling Sec./Statistician: Dirk Smith, home telephone (415) 992-8378.



JACK CLARK

**First Giant since 1971
to drive in more than 100 runs**

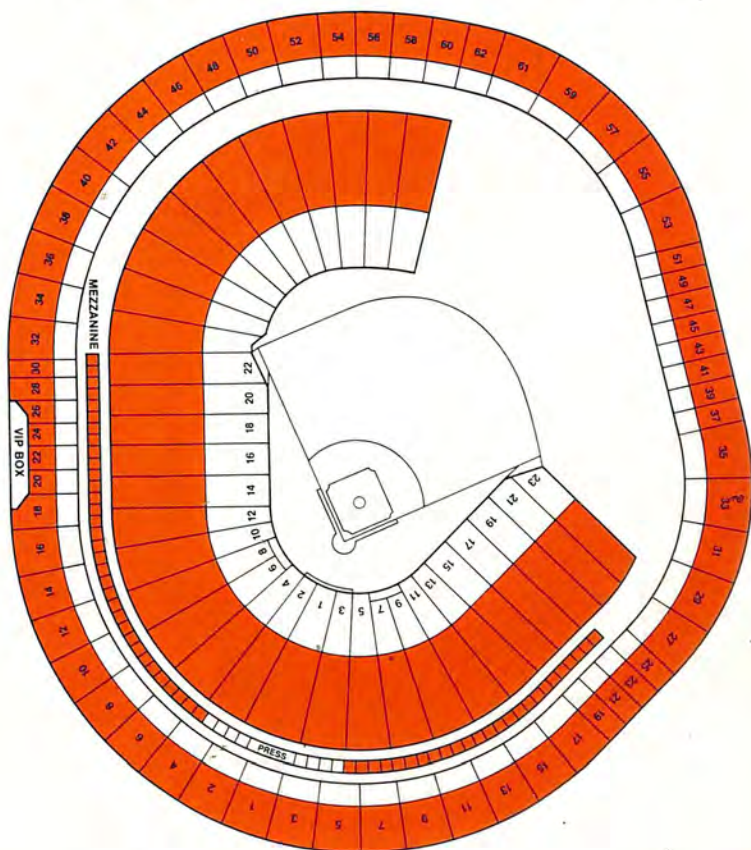


JUAN MARICHAL

Elected to Baseball's Hall of Fame

January 12, 1983

CANDLESTICK PARK SEATING DIAGRAM



BOX SEATS

RESERVED SEATS

EXECUTIVE OFFICES: (415) 468-3700

TICKET OFFICE: (415) 467-8000

PUBLICITY NIGHT LINE: (415) 468-2390

BATTING AND FIELDING PRACTICE SCHEDULE AT CANDLESTICK PARK

	12:05 pm Games	1:05 pm Games	7:35 pm Games
Pitchers Hit	—	10:30-10:50 am	5:00-5:20 pm
Extras Hit	9:50-10:15 am	10:50-11:15 am	5:20-5:45 pm
Regulars Hit	10:15-10:45 am	11:15-11:45 am	5:45-6:15 pm
Visitors Hit	10:45-11:25 am	11:45-12:25 pm	6:15-6:55 pm
Home Infield	11:25-11:35 am	12:25-12:35 pm	6:55-7:05 pm
Visitors Infield	11:35-11:45 am	12:35-12:45 pm	7:05-7:15 pm

YAGO

SANT' GRIA

and San Francisco...
"Now That's Class!"

1983 Giants Baseball Schedule.

SAN FRANCISCO GIANTS 1983 MEDIA GUIDE

APRIL

S	M	T	W	TH	F	S
					1	O * 2 OAK
O * 3 OAK	4	O 5 SD	O 6 SD	7	O 8 PHI	O 9 PHI
O 10 PHI	11	● TV 12 SD	● TV 13 SD	O 14 SD	● 15 CIN	O 16 CIN
ODH 17 CIN	● 18 LA	● 19 LA	● 20 LA	21	O 22 CHI	O 23 CHI
O 24 CHI	25	● TV 26 PIT	● TV 27 PIT	28	● TV 29 STL	● TV 30 STL

JULY

S	M	T	W	TH	F	S
					● TV 1 SD	● TV 2 SD
O TV 3 SD	● 4 SD	5	ALL STAR GAME	6	● 8 CHI	● 9 CHI
ODH 10 CHI	● 11 PIT	● 12 PIT	● O 13 PIT	● 14 STL	● 15 STL	● 16 STL
O 17 STL	18	O 19 CHI	O 20 CHI	O 21 CHI	● 22 PIT	O 23 PIT
ODH 24 TV PIT	● 25 STL	● TV 26 STL	O 27 STL	28	● 29 LA	● 30 LA
O 31 LA						

MAY

S	M	T	W	TH	F	S
O TV 1 STL	2	● 3 CHI	● O 4 CHI	5	● 6 PIT	O 7 PIT
O 8 PIT	● 9 STL	● 10 STL	11	● 12 CIN	● 13 CIN	● 14 CIN
O TV 15 CIN	● 16 PHI	● TV 17 PHI	● 18 PHI	19	● 20 MON	● 21 MON
O 22 MON	● 23 NY	● 24 NY	O 25 NY	● TV 26 LA	● TV 27 LA	O TV 28 LA
O TV 29 LA	● O 30 NY	● 31 NY				

AUGUST

S	M	T	W	TH	F	S
	● TV 1 ATL	● 2 ATL	● O 3 ATL	● 4 ATL	● 5 HOU	O 6 HOU
O 7 HOU	8	● 9 ATL	● 10 ATL	● TV 11 ATL	● TV 12 HOU	O 13 HOU
● TV 14 HOU	● 15 LA	● TV 16 LA	● 17 MON	● 18 MON	● 19 NY	● 20 NY
O 21 NY	● TV 22 PHI	● 23 PHI	● O 24 PHI	25	● 26 NY	● 27 NY
O 28 NY	● 29 MON	● 30 MON	● 31 MON			

JUNE

S	M	T	W	TH	F	S
			● 1 NY	● 2 MON	● 3 MON	O 4 MON
O 5 MON	6	● TV 7 HOU	● 8 HOU	● TV 9 HOU	● TV 10 ATL	● TV 11 ATL
O TV 12 ATL	13	● 14 HOU	● O 15 HOU	● 16 HOU	● 17 ATL	O 18 ATL
O 19 ATL	● 20 CIN	● 21 CIN	● O 22 CIN	23	● 24 SD	O 25 SD
ODH 26 SD	27	● 28 CIN	● 29 CIN	O 30 CIN		

SEPTEMBER

S	M	T	W	TH	F	S
					● TV 2 PHI	● 3 PHI
O 4 PHI	● O 5 CIN	● 6 CIN	● 7 ATL	● 8 ATL	● 9 HOU	O 10 HOU
O 11 HOU	12	● TV 13 SD	● TV 14 SD	15	● 16 LA	O 17 LA
O 18 LA	● 19 SD	● 20 SD	● O 21 SD	22	● 23 HOU	● 24 HOU
● 25 HOU	● 26 ATL	● 27 ATL	● 28 CIN	● 29 CIN	● TV 30 LA	

OCTOBER

S	M	T	W	TH	F	S
						O TV 1 LA
O TV 2 LA	3	4	5	6	7	8

- Home Games □ Away Games
- O Day Games
- Opening Day/Sat/Sun—1:05 p.m.
- B Business Specials—12:05 p.m.
- Night Games—7:35 p.m.
- ½ Half-price nights
- DH Doubleheaders—12:05 p.m.
- TN Twi-night Doubleheader
- TV Televised Games
- ★ Exhibition Game vs. Oakland
- ☆ Memorial Day/Labor Day—12:05 p.m.
- Game times subject to change

Follow the Giants all season on KNBR-68 and the entire Giants Radio Network. Check for the Giants station in your area.

Enjoy Yago at Candlestick Park.

"Imported by Monsieur Henri Wines, Ltd., White Plains, N.Y."