


1917 NATIONAL LEAGUE CHAMPIONS-1921 WORLD CHAMPIONS-1922 WORLD CHAMPIONS-1923 NATIONAL

LEAGUE CHAMPIONS-1924 NATIONAL LEAGUE CHAMPIONS-1933 WORLD CHAMPIONS-1936 NATIONAL

LEAGUE CHAMPIONS-1937 NATIONAL LEAGUE CHAMPIONS-1951 WORLD CHAMPIONS-1954 WORLD CHAMPIONS-1962 NATIONAL

LEAGUE CHAMPIONS-1888 WORLD CHAMPIONS-1904 NATIONAL LEAGUE CHAMPIONS-1905 WORLD CHAMPIONS-1907 NATIONAL LEAGUE CHAMPIONS-1912 NATIONAL LEAGUE CHAMPIONS-1913 NATIONAL LEAGUE CHAMPIONS

1988



INFORMATION GUIDE

The 1988 San Francisco Giants Information Guide was written, edited and produced by David Aust, Duffy Jennings and Robin Carr, and designed and published by Woodford Publishing of San Francisco. All photographs are by Dennis Desprois. © 1988 San Francisco Giants. The guide is available at Candlestick Park and the Giants Dugout Stores or through the mail by writing Giants 1988 Information Guide, Candlestick Park, San Francisco, CA 94124.



More publications available at:

www.retroseasons.com/library/



AL ROSEN

1987 Major League Executive of the Year



ROGER CRAIG

1987 AP Major League Manager of the Year

1988 GIANTS INFORMATION GUIDE INDEX

All-Star Game, Selections, Giants All-Time	146
American League Information	129
Attendance	
1987 Home	113
Records	192
Year-By-Year	191
Batting Practice Schedule	18
BBWAA Members	200
Behind the Scenes, Biographies	19
Birthday Calendar	80
Candlestick Park Information	188-192
Coaches Biographies	10
Craig, Roger (Biography)	8
Cycle	112
Day-By-Day, 1987	108
Directory, Front Office Staff	2
Draft Picks	94
Gold Glove Winners	87
Hall of Fame Members, Giants	153
Highlights, 1987	104
Highs and Lows, 1987	106
Home Runs	190
Hotels	145
Last Time It Happened	67
League Championship Series, 1987 Statistics	147-150
League Leaders and Notable Performances	154
Long Individual Hitting and Winning Streaks	139
Longest Team Winning and Losing Streaks	133
Media Services	192
Milestones	40
Minor League Player Biographies	162
Minor League System and Highlights	160
National League	
Awards Recap, 1987	116
San Francisco vs. the N.L., 1958-87	130
Standings, 1987	100
Individual Statistical Leaders, 1987	114
Team Directories	118
No-Hitters	143
Opening Day Lineups	136
Opponents, Leading Vs. Giants, 1987	115
Perfect Homestands	48
Player Biographies	20
Radio-Television	
Giants Network, Announcers	196
Local Broadcasters	201
Records	
Giants Month-By-Month, 1958-87	135
Giants Franchise, 1883-1987	142
San Francisco Giants, 1958-87	137
Retired Uniforms	144
Rookies, 1988	61
Rosters	
All-Time San Francisco	156
1988 Giants	96
Non-Roster Players in Spring Training	98
Scouts, Giants	161
Spring Training Information, Schedule	193-195
Statistics	
All-Time Batting & Pitching Top Tens	144
Batting, 1987 Giants	101
Fielding, 1987 Giants	102
National League, 1987	100
Pitching, 1987 Giants	102
San Francisco Batting & Pitching Top Fives	139
Yearly Team Totals	134
Ticket Information, Giants	202
Transactions, 1987	111
200-Hit Seasons	55
Won-Lost Breakdown, 1987	105
World Series, Giants	151
Yearly Batting & Pitching Leaders	140
Year-by-Year Finishes, Giants Franchise	132

BOARD OF DIRECTORS

President
 Vice President and Director
 Vice President and Director
 Vice President, Treasurer and Director
 Secretary and Director
 Director
 Director

Robert A. Lurie
 H. Michael Kurzman
 Corey Busch
 Eugene L. Valla
 James L. Hunt, Esq.
 Albert L. Rosen
 Peter A. Magowan



FRONT OFFICE STAFF

Chairman
 President and General Manager
 Executive Vice President, Administration
 Vice President, Baseball Operations
 Vice President, Business Operations
 Vice President, Finance
 Assistant General Manager

Bob Lurie
 Al Rosen
 Corey Busch
 Bob Kennedy
 Pat Gallagher
 Robert Grayson
 Ralph Nelson

Baseball Administration

Director of Scouting
 Director of Minor League Operations
 Assistant Director of Minor Leagues/Scouting
 Director of Travel
 Special Assistants to the President
 Administrative Assistant

Bob Fontaine
 Carlos Alfonso
 Dave Nahabedian
 Dirk Smith
 Willie Mays, Willie McCovey
 Florence Myers

Business Administration

Director of Public Relations
 Director of Marketing
 Director of Sales
 Director of Stadium Operations
 Director of Graphics and Photography
 Director of Retail Sales
 Ticket Manager
 Accounting Manager
 Community Services Manager
 Group Sales Manager
 Assistant Director of Public Relations
 Public Relations Assistant
 Assistant Director of Stadium Operations
 Assistant to the Executive V.P.
 Community Representative
 Speakers Bureau
 Director of Operations, GiantsVision
 Director of Affiliate Relations, GiantsVision
 Marketing Manager, GiantsVision
 Producer, GiantsVision

Duffy Jennings
 Mario Alioto
 Bob Gaillard
 Don Foreman
 Dennis Desprois
 Bob Tolifson
 Arthur Schulze
 Jeannie Adamo
 Dave Craig
 Pennie Lundberg
 David Aust
 Robin Carr
 Gene Telucci
 Michael Shapiro, Esq.
 Mike Sadek
 Joe Orenge
 Karen Sisco
 Bob Hartzell
 Eva Bustos
 Jeff Kuiper

ADMINISTRATIVE STAFF

ACCOUNTING: Marlene Canard, Norma Edar, Debbie Hart. **BUSINESS OPERATIONS:** Cheryl Graybeal. **CLUBHOUSE:** Miguel Murphy, Harvey Hodgerney, Dennis Perry, David Loewenstein. **GIANTSVISION:** Carlos Deza, Janet Flynn, Mark Gummere, Kevin Skillings, Joyce Walker. **GROUP SALES:** Karen Cavan, Brenda Post, Peggy Romano. **MARKETING:** Valerie Moyes. **MINOR LEAGUES:** Lucia B. McNally, Sandy Muscat. **PUBLIC RELATIONS:** Scot Asher. **RETAIL OPERATIONS:** Carlos Alvarez, Mike Bell, Jeremy Berg, Curt Dawson, Kira Devaney, Ronnie Eichenseher, Willie Guzman, Nora Mahan, Jeanette Martin, Michelle Martinez. **SALES OFFICE:** Ben Oakes. **SECURITY:** Ed Yates. **STADIUM OPERATIONS:** Hook Bouknight, Gary Burcham, Bob DeAntoni, Deborah Houston, Dan Murray. **SWITCHBOARD:** Suzanne Nielsen. **TICKET OFFICE:** Bob Bisio, Judy Weber, Bill Koehler, Mary Sutherland.



BOB LURIE

Chairman

Twelve years of dedication and commitment to success, coupled with a deep love for the Giants and his native San Francisco, finally paid off for Giants owner Bob Lurie in 1987 as his club captured its first championship since he acquired the team in 1976.

The engaging chief executive of the National League's all-time winningest franchise personally directed the triumphant resurgence of the Giants by assembling an administration that in two short years brought about a remarkable rags-to-riches turnaround on the field.

It was on September 18, 1985, that Lurie ushered in what he said would be a "new era in Giants baseball" with the appointment of Al Rosen as the club's new President and General Manager. Rosen, in turn, brought Manager Roger Craig aboard the same day, launching an amazing two-year climb to the Western Division Championship for a team that had last won a division title in 1971.

Roger Craig's indefatigable "Humm Baby" approach, the club's aggressive, never-say-die style and the team's magic blend of respected veterans and talented youngsters all combined to produce a successful season both on the field and at the gate, as the club set a new all-time franchise attendance mark of 1,917,863. It was clearly the most rewarding season for Bob Lurie since his 11th-hour purchase of the team in 1976 prevented the Giants from moving to Toronto.

Early in 1976, following several years of sub-par performance and declining attendance, owner Horace Stoneham negotiated an agreement with Toronto-based Labatt's Breweries to sell the franchise and move the club to Canada. Then-San Francisco Mayor George Moscone, himself a native and avid baseball fan, secured a temporary restraining order against the move while he sought a buyer who would keep the team in San Francisco. On March 2, 1976, Lurie bought the Giants in partnership with Arizona cattleman Bud Herseth. He later bought out Herseth and became sole owner in 1978.

The club challenged for the division title in 1978, but finished third, as it did in the second half of the strike-shortened 1981 season and again the following year. Lurie relentlessly continued his search for the right combination of expertise, skill and talent in the front office and on the field, finally arriving at the Rosen-Craig alliance, Lurie's third general manager and seventh field manager. Success in 1987 brought Rosen Executive of the Year honors and an AP Manager of the Year title for Craig.

In recent years, much of Lurie's attention has been focused on the lengthy and complex issues surrounding the inherent inadequacies of Candlestick Park. A measure seeking public support for a new downtown baseball stadium on last November's municipal ballot was defeated, and Lurie is now actively exploring other Bay Area alternatives. The Giants' lease at Candlestick expires in 1994, and Lurie has said he won't renew the document.

Meanwhile, Bob Lurie continues an active schedule of baseball and private business affairs as one of the game's most involved chief executives and as chairman of the Lurie Co., a commercial real estate firm. He is active as well in a variety of civic and charitable endeavors and is an avid golfer.

Bob and his wife, Connie, make their home in San Francisco.



AL ROSEN

**President
and General Manager**

The reigning Major League Executive of the Year, Al Rosen directed a masterful transformation of the Giants from a last place team to the National League's Western Division champions in 1987, San Francisco's first pennant in 16 years.

Heads are still spinning in baseball circles over Rosen's amazing overhaul of the Giants since he took command on September 18, 1985. A top-to-bottom shakeup of the Giants' baseball operations and a restoration of pride throughout the organization lifted San Francisco from a 100-loss club in 1985 to a third place finish in 1986 with an 83-79 mark. Last season, in one remarkable span of just 49 days that began on Independence Day, Rosen executed three major transactions that catapulted the Giants to the top of the Western Division for keeps. The acquisitions of veteran pitchers Dave Dravecky, Craig Lefferts, Don Robinson and Rick Reuschel, plus young third baseman Kevin Mitchell, served notice on the other contenders that Rosen was playing hardball.

That kind of gloves-off leadership also garnered the 64-year-old Rosen a sweep of post-season honors from the industry as he was named Executive of the Year by *The Sporting News*, *United Press International* and *Baseball America*.

Not content with a division title, Rosen continued his quest for a world championship during the winter, signing speedy free agent outfielder and leadoff man Brett Butler to a two-year contract.

But it all began with Rosen's first move — choosing Roger Craig to manage the San Francisco Giants. The new field commander led the club to its dramatic turnaround in short order, establishing himself as one of game's most strategic and dynamic managers. Rosen also installed his longtime colleague and former teammate Bob Kennedy as Vice President of Baseball Operations. Together they produced a baseball organization which ranked sixth in 1987 with a combined 379-328 won-lost record and sent four of its six farm clubs to the playoffs.

Rosen carried his dedication and talent as a player to the front office, serving with distinction as President of both the New York Yankees (1978-79) and Houston Astros (1980-85) prior to joining the Giants. From the end of his playing career in 1956 until joining the Yankees 20 years later, Rosen worked with the brokerage firm of Bache and Co., serving as Vice President of the Cleveland offices.

Cleveland was where Al Rosen spent his entire ten-year Major League career, from 1947 to 1956, compiling a lifetime batting average of .285 with 192 home runs and 717 RBIs. He was a four-time All-Star and unanimous pick for the American League's Most Valuable Player title in 1953. That year, Rosen hit .336 and led the league in home runs with 43, RBIs (145), runs scored (115), total bases (367) and in slugging (.613). He belted two home runs in the 1954 All-Star Game in his home park at Cleveland and twice led the league in homers and RBIs.

A Leap Year baby, Rosen was born February 29, 1924, in Spartanburg, South Carolina and was raised in Miami, where he picked up the nickname, "Flip." Al and his wife, Rita, have five children — Robert, Jimmy, Gail, David and Andy. The Rosens make their home in San Francisco.

BOB KENNEDY

Vice-President Baseball Operations

A longtime colleague and teammate of Al Rosen, Bob Kennedy has more than four decades of professional baseball experience, having served as a player, manager and front office executive.

Kennedy, 67, is in his third year with the Giants after serving as Rosen's top baseball man in Houston the previous four years. He is chiefly responsible for the supervision of player development throughout the Giants' system, but also is a key advisor to Rosen on trades, player acquisitions, scouting operations and administration of the minor league system.

Prior to joining Rosen at Houston, Kennedy was GM of the Chicago Cubs for four years, a special assistant in the Seattle Mariners front office (1976), Director of Player Personnel for the St. Louis Cardinals (1969-1976) and Assistant Farm Director for the Cleveland Indians (1959-1961). Kennedy served as Manager of the Cubs from 1963 to 1965 and was the first skipper of the Oakland A's in 1968 when the franchise moved West.

Kennedy enjoyed a successful Major League career with the White Sox, Indians, Orioles, Tigers and Brooklyn Dodgers, finishing with a career batting average of .254 with 63 home runs and 514 RBIs.

Bob and his wife, Claire, have five children — Robert Jr., Terry (the Baltimore Orioles' catcher), Colleen, Christine and Kathleen, and 12 grandchildren. The Kennedys reside in Mesa, Arizona.

BOB FONTAINE

Director of Scouting

One of the game's more colorful figures and a renowned judge of young talent, Bob Fontaine is in his eighth season with the Giants and his 47th year in professional baseball, dating back to 1941, when he signed his first contract as a pitcher in the Brooklyn Dodgers system.

After eight years in uniform, Fontaine became one of Branch Rickey's youngest scouts and proteges. In 1950, he followed Rickey to Pittsburgh, where he spent the next 18 years. Ultimately, Fontaine rose to become Rickey's Western Supervisor of scouts, a position that eventually took him to the San Diego Padres when that expansion club was formed in 1969. By 1977 Fontaine became San Diego's General Manager, a post he held until he joined the Giants after the 1980 season.

A native of San Jose, Fontaine attended Bellarmine High School prior to signing with the Dodgers. He and his wife, Laura, reside in Poway, California, and they have six children and eight grandchildren.

RALPH NELSON

Assistant General Manager

A rising star among young baseball executives whom Al Rosen says "will be a fine general manager someday," 33-year-old Ralph Nelson Jr. is already in his 13th season with the Giants, having started as a publicity intern in 1976.

In 1980, Nelson rose to Traveling Secretary and Statistician and by 1982 his duties expanded to include more player-related affairs and contractual research, culminating in his appointment the following year as Minor League Administrator. In that role, Nelson supervised a major reorganization of the Giants' farm system procedures, scouting assignments and reporting standards. Rosen named him to his current post after the 1985 season.

A native of Harvey, Illinois, Nelson was a journalism graduate of San Jose State University in 1976. Ralph and his wife, Joanne, have two children, Amy and Ralph III, and they make their home in Penngrove, California.

CARLOS ALFONSO

Director of Minor League Operations

The six Giants farm clubs combined for baseball's sixth best overall record (379-328) in 1987, their first year under the leadership of Carlos Alfonso, who joined San Francisco after spending nearly all of his previous 18 years in professional baseball with the Houston organization.

The Cuban-born Alfonso managed, coached or instructed at every level of the Houston system, posting a combined managerial record of 362-335, including one championship club and three playoff teams. He also served as Assistant Coordinator of Minor League Instruction, Director of Caribbean Scouting, Traveling Secretary and Minor League Pitching Instructor.

Signed as a free agent by the Astros in 1968 at the age of 17, Alfonso spent the majority of his playing career from 1968 to 1976 as a minor league pitcher with the Astros and briefly with Cincinnati.

Alfonso attended the University of South Florida at Tampa and became an American citizen in 1970. He and his wife, Gail, and their four children reside in Petaluma, California.

COREY BUSCH

Executive Vice-President Administration

Corey Busch is now in his tenth year with the Giants and his sixth as the club's top executive for oversight and administration of all non-playing operations of the Giants, including all club operations, fiscal affairs, governmental relations, broadcasting and stadium matters.

In recent years much of his efforts and energy have been devoted to the latter two areas. In 1986 he launched GiantsVision, the cable telecasts of Giants home games, which this year has the potential to reach more than a million homes — the largest sports pay-per-view network in the nation.

He continues to serve as the Giants' point man in the team's protracted search for a new Bay Area home following the expiration of the Candlestick Park lease in 1994.

Busch, 38, was formerly Press Secretary to the late San Francisco Mayor George Moscone and served as his aide when Moscone was a State Senator. Busch is active in a number of San Francisco civic and political affairs and serves as a Director on the boards of Mount Zion Hospital and the Cerebral Palsy Association of San Francisco.

Corey and his wife, Anne, an attorney and professional fund raiser, have two children, Christopher and Alexis, and they reside in San Francisco.

PAT GALLAGHER

Vice-President Business Operations

One of baseball's most creative marketing executives, Pat Gallagher is in his 12th season with the Giants and his seventh supervising non-baseball business for the club, including advertising, promotions, public relations, ticket and group sales, retail operations, stadium operations and accounting.

Winner of numerous Major League Baseball marketing awards, Gallagher, 39, has directed some of the most successful projects in the Giants' San Francisco history, including the recent "Humm Baby" and "You Gotta Like These Kids" campaigns, the "Hang In There" theme, Croix de Candlestick, new logo and uniforms in 1983, the 1984 All-Star Game extravaganza, Crazy Crab and Dial Giants Baseball in 1984 and the continuing success and expansion of the Giants Dugout retail stores chain.

Gallagher serves on the Board of Directors of Major League Baseball Properties as well as Catholic Charities of the Bay Area and Big Brothers/Big Sisters of the Peninsula, Inc.

Pat and his wife, Joan, and their son, Michael Murphy, make their home in San Carlos, California.

The 1988 Giants



MANAGER & COACHES



ROGER CRAIG

*Manager
Former Pitcher*

BIRTHDATE: February 17, 1930

1988 OPENING DAY AGE: 58

BIRTHPLACE: Durham, North Carolina

BATTED: Right **THREW:** Right

HEIGHT: 6-4 **WEIGHT:** 195

MANAGERIAL/COACHING CAREER Roger Craig piloted the 1987 Giants to their first division crown in 16 years, earning him honors as the Associated Press Major League Manager of the Year and a second place finish behind Montreal's Buck Rodgers in the BBWAA's National League Manager of the Year balloting . . . Craig is only the fourth manager since 1900 to lead a 100-loss team to a first-place finish in just two full seasons . . . after taking over the sixth-place Giants in 1985, Craig led the club to a third place finish in 1986 . . . despite a .260 team batting average (eighth in NL), Craig's 1987 Giants manufactured the third most runs in the NL by means of the hit-and-run, sacrifices and a San Francisco record 205 home runs . . . the offensive attack was more than enough to support the Majors' best pitching staff, in terms of ERA (3.68) . . . the 1987 campaign was his 38th in professional baseball and his fourth as a ML manager . . . after guiding the 1986 Giants to a 21-game improvement in their won-lost record, he placed third in the BBWAA's Manager of the Year balloting . . . that club was the ninth team in ML history to post a winning record following a 100-loss season . . . known as the guru of the split-fingered fastball . . . taught the pitch to Houston's Mike Scott prior to the 1985 season . . . Craig was named the Giants field manager by Al Rosen September 18, 1985, the same day Rosen became the club's President and General Manager . . . assumed control of the team that night and guided the Giants to a 9-6 win over the Padres . . . prior to accepting the Giants managerial job, Craig served as a scout for the Detroit Tigers following a five-year stint as Sparky Anderson's pitching coach (1980-84) . . . under his tutelage, the Tigers staff improved from 11th in the AL ERA standing in 1980 to first in 1982 and 1984 . . . he managed the San Diego Padres in 1978 and 1979, taking over from Alvin Dark in mid-March of 1978 and leading the team to an 84-78 record, then best in the ten-year history of the franchise . . . was the Padres pitching coach in 1976-77 and served the Houston Astros in the same capacity from 1974-75 . . . was a minor league pitching instructor for the Dodgers in 1973 . . . coached for the Padres from 1969-72 . . .

PRO CAREER signed his first professional contract with the Dodgers in 1950 . . . broke into the Majors in 1955 with the Brooklyn Dodgers . . . pitched in 12 ML seasons, compiling an overall mark of 74-98 with a 3.82 ERA . . . enjoyed his best season in 1959, when he was 11-5, 2.06 and tied for the NL lead with four shutouts for the World Champion Dodgers . . . spent the 1955-61 seasons with the Dodgers before being drafted by the New York Mets in the original expansion draft in December, 1961 and was with them in 1962-63 . . . spent single seasons in St. Louis (1964) and Cincinnati (1965) before ending his career with Philadelphia in 1966 . . . hurled in four different World Series, two with Brooklyn (1955 and 1956) and one each with Los Angeles (1959) and St. Louis (1964), winning two and losing two . . .

PERSONAL attended North Carolina State University . . . one of Durham's most illustrious natives, he was honored with "Roger Craig Day" there in February . . . author of "Inside Pitch," his journal of the 1984 World Champion Detroit Tigers . . . enjoys golf and raising and riding horses on his "Humm Baby Ranch" outside San Diego . . . married (Carolyn Anderson, December 22, 1951) . . . four children: Sherri (35), Roger, Jr. (31), Teresa (28) and Vikki (26) . . . his sixth grandchild (Tyler) was born September 28, 1987, the day the Giants won the West . . . resides in Warner Springs, California in a log cabin house that he and his son finished this winter.

Roger Lee Craig

Year	Club	W-L	ERA	G	GS	CG	IP	H	R	ER	BB	SO
1950	Newport News	0-1	7.11	6	4	0	19.0	22	17	15	23	7
	Valdosta	14-7	3.13	23	22	17	167.0	136	86	58	150	152
1951	Newport News	14-11	3.67	38	28	12	221.0	175	109	90	175	119
1952-53		- In Military Service -										
1954	Elmira	0-0	9.00	3	3	0	2.0	4	6	2	2	1
	Pueblo	1-1	9.64	6	6	2	14	14.0	17	15	19	8
1955	Newport News	8-3	2.50	20	16	9	125.0	107	44	35	56	108
	Montreal	10-2	3.54	22	16	5	117.0	105	48	46	64	68
1956	Brooklyn	5-3	2.77	21	10	3	91.0	81	37	28	43	48
	Brooklyn	12-11	3.71	35	32	8	111.0	130	87	77	52	69
1957	Brooklyn	6-9	4.62	32	13	1	111.0	102	58	57	47	69
1958	Los Angeles	2-1	4.50	9	2	1	32.0	30	20	16	12	16
	St. Paul	5-17	3.91	28	25	8	182.0	180	100	79	77	119
1959	Spokane	6-7	3.19	14	13	6	96.0	86	39	34	26	46
	Los Angeles	11-5	2.06	29	17	7	153.0	122	49	35	45	76
1960	Los Angeles	8-3	3.26	21	15	6	116.0	99	48	42	43	69
1961	Los Angeles	5-6	6.13	40	14	2	113.0	130	87	77	52	63
1962	New York	10-24	4.52	42	33	13	233.0	261	133	117	70	118
1963	New York	5-22	3.78	46	31	14	236.0	249	117	99	58	108
1964	St. Louis	7-9	3.25	39	19	9	166.0	180	76	60	35	84
1965	Cincinnati	1-4	3.66	40	0	0	64.0	74	33	26	25	30
1966	Philadelphia	2-1	5.48	14	0	0	23.0	31	15	14	5	13
	Seattle	0-1	2.45	6	3	0	22.0	15	11	6	9	11
1968	Albuquerque	0-0	0.00	1	1	0	4.0	3	0	0	2	2
M.L.	Totals	74-98	3.82	368	186	56	1537.0	1528	763	653	522	803

WORLD SERIES RECORD

Year	Club	W-L	ERA	G	GS	CG	IP	H	R	ER	BB	SO
1955	Brooklyn	1-0	3.00	1	1	0	6.0	4	2	2	5	4
1956	Brooklyn	0-1	12.00	2	1	0	6.0	10	8	8	3	4
1959	Los Angeles	0-1	8.68	2	2	0	9.1	15	9	9	5	8
1964	St. Louis	1-0	0.00	2	0	0	5.0	2	0	0	3	9
Totals		2-2	6.49	7	4	0	26.1	31	19	19	16	25

MANAGERIAL RECORD

Year	Club	W	L	Finish
1968	Albuquerque (AA)	70	69	2
1978	San Diego	84	78	4
1979	San Diego	68	93	5
1985	San Francisco	6	12	6
1986	San Francisco	83	79	3
1987	San Francisco	90	72	1
M.L.	Totals	331	334	498

SAN FRANCISCO GIANTS MANAGERS

YEARS	NAME	W	L	PCT.	GAMES
1958-60, 1976	Bill Rigney	270	258	.511	528
1960	Tom Sheehan	46	50	.479	96
1961-64	Alvin Dark	366	277	.569	643
1965-68	Herman Franks	367	280	.567	647
1969-70	Clyde King	109	95	.534	204
1970-74	Charlie Fox	348	327	.516	675
1974-75	Wes Westrum	118	129	.478	247
1977-79	Joe Altobelli	225	239	.485	464
1979-80	Dave Bristol	85	98	.464	183
1981-84	Frank Robinson	264	277	.488	541
1984	Danny Ozark	24	32	.429	56
1985	Jim Davenport	56	88	.389	144
1985-	Roger Craig	179	163	.523	342



DUSTY BAKER

Coach
Former Outfielder

BIRTHDATE: June 15, 1949
1988 OPENING DAY AGE: 38
BIRTHPLACE: Riverside, California
BATTED: Right **THREW:** Right
HEIGHT: 6-2 **WEIGHT:** 200

COACHING CAREER Dusty is the newest member of the Giants coaching staff, coming on board January 25 as Roger Craig's first base coach . . . after playing in the Major Leagues from 1968-86, the 1988 season is his first in a coaching role . . . spent the last year as an investment broker with Conli, Michaels, Inc. of Southern California . . .

PRO CAREER Dusty enjoyed a prestigious playing career, spending nearly 16 full seasons with Atlanta, Los Angeles, San Francisco and Oakland . . . finished his career with a .278 average, 242 home runs and 1013 RBIs . . . was twice selected to the NL All-Star team, in 1981 and 1982 . . . with Los Angeles, he appeared in four League Championship Series (1977, 1978, 1981 and 1983) and three World Series (1977, 1978 and the 1981 Dodgers' World Championship) . . . was selected 1977 NLCS MVP after hitting .357 with two home runs and eight RBIs, including a grand slam, in the four-game series vs. Philadelphia . . . in 1978, he tied the LCS record for the highest batting average with a .467 mark . . . enjoyed great success in LCS play, posting a career .371 average with 13 RBIs in 17 LCS games . . . won a Gold Glove in 1981 and was named to the Silver Slugger team in 1980 and 1981 . . . began his career as the Braves' 26th pick in June, 1967 and made his ML debut the next year . . . finished third in the 1972 batting race with a career-high .321 mark . . . drove in a career-high 99 runs the next season . . . was traded to Los Angeles with Ed Goodson for Jimmy Wynn, Lee Lacy, Tom Paciorek and Jerry Royster, November 17, 1975 . . . hit a career-high 30 HRs in 1977 to become part of the Dodgers' record setting 30-homer four-some (Garvey, Cey and Smith) . . . had five RBIs in one inning vs. San Diego September 13, 1979 . . . again finished third in the batting race with a .320 mark in 1981, helping the Dodgers to a World Championship . . . ended his eight-year stay with the Dodgers by hitting .357 in the 1983 NLCS . . . was granted free agency February 21, 1984 and signed with San Francisco April 1, 1984 . . . stole second, third and home in the same inning vs. Cincinnati June 27, 1984, becoming the first player since Pete Rose to turn the hat trick May 11, 1980 . . . traded to Oakland for Ed Puikunas and Dan Winters, March 24, 1985 and played his final two seasons with the A's . . .

PERSONAL was a baseball, basketball, football and track star for Del Campo High in Carmichael, California . . . graduated in 1967 . . . attended American River College in Sacramento, California . . . hobbies include hunting and fishing . . . has one daughter (Natosha, September 29, 1979) . . . resides in Calabasas, California.

FREQUENT FLYERS

The San Francisco Giants will fly 44,841 miles during the 1988 season, the second highest total in the National League, behind the Dodgers' 46,211 miles.

Johnnie B. Baker, Jr.

Year	Club	AVG.	G	AB	R	H	2B	3B	HR	RBI	BB	SO	SB
1967	Austin	.231	9	39	6	9	1	0	0	1	2	7	0
1968	West Palm	.190	6	21	2	4	0	0	0	2	1	4	0
	Greenwood	.342	52	199	45	68	11	3	6	39	23	39	6
	Atlanta	.400	6	5	0	2	0	0	0	0	0	1	0
1969	Shreveport	.257	73	265	40	68	5	1	9	31	36	41	2
	Richmond	.247	25	89	7	22	4	0	0	8	11	22	3
	Atlanta	.000	3	7	0	0	0	0	0	0	0	3	0
1970	Richmond	.325	118	461	97	150	29	3	11	51	53	45	10
	Atlanta	.295	13	24	3	7	0	0	0	4	2	4	0
1971	Richmond	.311	80	341	62	106	23	2	11	41	25	37	10
	Atlanta	.226	29	62	2	14	2	0	0	4	1	14	0
1972	Atlanta	.321	127	446	62	143	27	2	17	76	45	68	4
1973	Atlanta	.288	159	604	101	174	29	4	21	99	67	72	24
1974	Atlanta	.256	149	574	80	147	35	0	20	69	71	87	18
1975	Atlanta	.261	142	494	63	129	18	2	19	72	67	57	12
1976	Los Angeles	.242	112	384	36	93	13	0	4	39	31	54	2
1977	Los Angeles	.291	153	533	86	155	26	1	30	86	58	89	2
1978	Los Angeles	.262	149	522	62	137	24	1	11	66	47	66	12
1979	Los Angeles	.274	151	554	86	152	29	1	23	88	56	70	11
1980	Los Angeles	.294	153	579	80	170	26	4	29	97	43	66	12
1981	Los Angeles	.320	103	400	48	128	17	3	9	49	29	43	10
1982	Los Angeles	.300	147	570	80	171	19	1	23	88	56	62	17
1983	Los Angeles	.260	149	531	71	138	25	1	15	73	72	59	7
1984	San Francisco	.292	100	243	31	71	7	2	3	32	40	27	4
1985	Oakland	.268	111	343	48	92	15	1	14	52	50	47	2
1986	Oakland	.240	83	242	25	58	8	0	4	19	27	37	0
N.L.	Totals	.280	1845	6532	891	1831	297	22	224	942	685	842	135
A.L.	Totals	.256	194	585	73	150	23	1	18	71	77	84	2
M.L.	Totals	.278	2039	7117	964	1981	320	23	242	1013	762	926	137

ALL-STAR GAME RECORD

Year	Club, Site	AVG.	G	AB	R	H	2B	3B	HR	RBI	BB	SO	SB
1981	N.L., Cleveland	.500	1	2	0	1	0	0	0	0	0	0	0
1982	N.L., Montreal	.000	1	2	0	0	0	0	0	0	0	0	0
A.S.G.	Totals	.250	2	4	0	1	0	0	0	0	0	0	0

DIVISION SERIES RECORD

Year	Club	AVG.	G	AB	R	H	2B	3B	HR	RBI	BB	SO	SB
1981	L.A. vs. Hou.	.167	5	18	2	3	1	0	0	1	2	0	0

LEAGUE CHAMPIONSHIP SERIES RECORD

Year	Club	AVG.	G	AB	R	H	2B	3B	HR	RBI	BB	SO	SB
1977	L.A. vs. Phi.	.357	4	14	4	5	1	0	2	8	2	3	0
1978	L.A. vs. Phi.	.467	4	15	1	7	2	0	0	1	3	0	0
1981	L.A. vs. Mon.	.316	5	19	3	6	1	0	0	3	1	0	0
1983	L.A. vs. Phi.	.357	4	14	4	5	1	0	1	1	2	0	0
LCS	Totals	.371	17	62	12	23	5	0	3	13	8	3	0

WORLD SERIES RECORD

Year	Club	AVG.	G	AB	R	H	2B	3B	HR	RBI	BB	SO	SB
1977	L.A. vs. N.Y.	.292	6	24	4	7	0	0	1	5	0	2	0
1978	L.A. vs. N.Y.	.238	6	21	2	5	0	0	1	1	1	3	0
1981	L.A. vs. N.Y.	.167	6	24	3	4	0	0	0	1	1	6	0
W.S.	Totals	.232	18	69	9	16	0	0	2	7	2	11	0

GIANTS SET RECORD WITH FIVE HOMERS IN ONE INNING

The Giants have twice hit five home runs in one inning, a Major League record. On August 23, 1961, five San Francisco Giants homered in a 12-run, ninth-inning explosion against the Cincinnati Reds. Orlando Cepeda, Felipe Alou, Jim Davenport, Willie Mays and John Orsino all homered at Crosley Field. That tied the record set by the New York Giants on June 6, 1939 (fourth inning) vs. Cincinnati and later tied by the Philadelphia Phillies on June 2, 1949 (eighth inning) vs. Cincinnati. The only American League team to hit five HRs in an inning was Minnesota on June 9, 1966 vs. Kansas City.



BILL FAHEY

Coach
Former Catcher

NICKNAME: Pooch
BIRTHDATE: June 14, 1950
1988 OPENING DAY AGE: 37
BIRTHPLACE: Detroit, Michigan
BATTED: Left **THREW:** Right
HEIGHT: 6-0 **WEIGHT:** 195

COACHING/MANAGERIAL CAREER moves across the diamond in 1988 to replace Don Zimmer as the Giants' third base coach . . . was the Giants' first base coach in 1987 after serving as the bullpen coach in 1986 . . . his two years with Roger Craig is his first Major League coaching assignment . . . also works with the Giants catchers on defensive skills and strategy . . . rejoined the Giants skipper after playing for Craig with the San Diego Padres in 1979 and with the Detroit Tigers from 1981-83 while Craig was the pitching coach . . . served as a coach for the Texas Rangers' Tulsa (AA) club in 1985 . . . made his managerial debut with the Tigers' Lakeland (A) club in 1984 . . . was hired by the Tigers as a minor league instructor after they gave him his release as a player on August 5, 1983 . . .

PRO CAREER ended his nine-year Major League career in 1983 with a .241 batting average . . . made his ML debut in 1971 with the Washington Senators in only his second season in professional baseball . . . moved with the franchise to Texas and played for the Rangers in 1972 and 1974-77 . . . was traded to the San Diego Padres with Kurt Bevacqua and Mike Hargrove for Oscar Gamble and Dave Roberts on October 25, 1978 . . . was the Padres starting catcher from August through the end of the 1979 season and hit a career-high .287 . . . was sold to Detroit on March 24, 1981 . . . played for the Tigers from 1981-83 until his release . . .

PERSONAL attended the University of Detroit, St. Clair County Community College in Port Huron (MI) and the University of Tampa (FL) . . . married (Carla Matthews) . . . two children: Scott (January 20, 1979) and Brandon (January 18, 1981) . . . resides in Dallas, Texas.

William Roger Fahey

Year	Club	AVG.	G	AB	R	H	2B	3B	HR	RBI	BB	SO	SB
1970	Burlington	.244	118	377	49	92	10	2	3	36	54	73	2
1971	Pittsfield	.286	99	325	44	93	13	4	6	38	48	50	13
	Denver	.267	4	15	1	4	0	0	1	2	3	3	0
	Washington	.000	2	8	0	0	0	0	0	0	0	0	0
1972	Denver	.270	75	226	28	61	5	4	1	25	41	39	2
	Texas	.168	39	119	8	20	2	0	1	10	12	23	4
1973	Spokane	.278	104	370	45	103	15	2	1	44	43	48	1
1974	Spokane	.259	92	317	39	82	9	2	3	39	41	47	0
	Texas	.250	6	16	1	4	0	0	0	0	0	1	0
1975	Texas	.297	21	37	3	11	1	1	0	3	1	10	0
1976	Texas	.250	38	80	12	20	2	0	1	9	11	6	1
1977	Texas	.221	37	68	3	15	4	0	0	5	1	8	0
1978	Tucson	.250	66	212	35	53	7	0	2	19	22	16	3
1979	San Diego	.287	73	209	14	60	8	1	3	19	21	17	1
1980	San Diego	.257	93	241	18	62	4	0	1	22	21	16	2
1981	Detroit	.254	27	67	5	17	2	0	1	9	2	4	0
1982	Detroit	.149	28	67	7	10	2	0	0	4	0	5	1
1983	Detroit	.273	19	22	4	6	1	0	0	2	5	3	0
	Evansville	.304	8	23	4	7	2	0	1	6	2	2	0
N.L.	Totals	.271	166	450	32	122	12	1	4	41	42	33	3
A.L.	Totals	.213	217	484	43	103	14	1	3	42	32	60	6
M.L.	Totals	.241	383	934	75	225	26	2	7	83	74	93	9



BOB LILLIS

Coach
Former Infielder

NICKNAME: Flea
BIRTHDATE: June 2, 1930
1988 OPENING DAY AGE: 57
BIRTHPLACE: Altadena, California
BATTED: Right **THREW:** Right
HEIGHT: 5-11 **WEIGHT:** 165

COACHING/MANAGERIAL CAREER . . . the former Houston Astros manager begins his third year as Roger Craig's bench coach . . . Lillis is in contact with the Giants' eye-in-the-sky and positions the Giants' defense . . . he also serves as infield instructor and is credited with helping Robby Thompson and Matt Williams make their rapid ascensions to the Major Leagues . . . Lillis, Craig and pitching/bullpen coach Norm Sherry were teammates in Lillis' first professional season with Dodgers' Newport News farm club in the Piedmont League in 1951 . . . the three also played together with the Los Angeles Dodgers from 1958-61 . . . Lillis finished as the Astros third-winningest manager, posting a 276-261 record from 1982-85 . . . he was named to succeed Bill Virdon as skipper by then Astros General Manager Al Rosen on August 10, 1982 . . . after posting a 28-23 mark over the remainder of the 1982 season, Lillis finished second in the NL Manager of the Year balloting in 1983, leading the Astros into third place with an 85-77 record . . . in 1984, the Astros improved to a second place finish, although their record dropped to 80-82 . . . in 1985, Houston finished tied for third place with the Padres at 83-79 . . . Lillis was with the Houston organization for 24 years as a player (1962-67), scout and instructor (1968), Director of Minor League Instruction (1969-72), Major League coach (1973-82) and field manager (1982-85) . . .

PRO CAREER . . . after six minor league seasons, Lillis made his ML debut with the Los Angeles Dodgers in 1958 and hit .391 in 20 games . . . was traded to St. Louis for infielder Daryl Spencer after 11 seasons in the Dodgers organization on May 30, 1961 . . . became one of the Houston franchise's original selections in the expansion draft of October, 1961 . . . played for the Houston Colt .45s and Astros from 1962-67 . . . was Houston's very first team MVP in 1962 . . .

PERSONAL . . . attended the University of Southern California . . . married (Jeanne) . . . two children (Jan and Joy) . . . resides in Houston, Texas.

N.L. COMEBACK PLAYERS OF THE YEAR

1966 – Phil Regan (Dodgers)

1967 – Mike McCormick (Giants)

1968 – Alex Johnson (Reds)

1969 – Tommy Agee (Mets)

1970 – Jim Hickman (Cubs)

1971 – Al Downing (Dodgers)

1972 – Bobby Tolan (Reds)

1973 – Dave Johnson (Braves)

1974 – Jimmy Wynn (Dodgers)

1975 – Randy Jones (Padres)

1976 – Tommy John (Dodgers)

1977 – Willie McCovey (Giants)

1978 – Willie Stargell (Pirates)

1979 – Lou Brock (Cardinals)

1980 – Jerry Reuss (Dodgers)

1981 – Bob Knepper (Astros)

1982 – Joe Morgan (Giants)

1983 – John Denny (Phillies)

1984 – Joaquin Andujar (Cardinals)

1985 – Rick Reuschel (Pirates)

1986 – Ray Knight (Mets)

1987 – Pedro Guerrero (Dodgers)

LILLIS *continued*

Robert Perry Lillis

Year	Club	AVG.	G	AB	R	H	2B	3B	HR	RBI	BB	SO	SB
1951	Pueblo	241	37	141	17	34	6	3	0	13	8	22	2
	Newport News	206	39	136	16	28	1	3	0	12	14	12	12
1952	Elmira	203	76	310	35	63	15	1	0	18	21	20	5
1953	Newport News	281	129	523	102	152	25	6	3	60	65	27	20
1954-55													
1956	St. Paul	266	144	590	96	157	33	2	18	65	31	48	18
1957	St. Paul	259	154	598	72	155	26	5	2	49	39	33	12
1958	St. Paul	272	67	272	42	74	10	6	3	17	18	11	3
	Los Angeles	391	20	69	10	27	3	1	1	5	4	2	1
1959	Los Angeles	229	30	48	7	11	2	0	0	2	3	4	0
	Spokane	286	103	406	50	116	17	6	3	27	16	21	3
1960	Los Angeles	267	48	60	6	16	4	0	0	6	2	6	2
1961	L A - St. Louis	213	105	239	24	51	4	0	0	22	8	14	3
1962	Houston	249	129	457	38	114	12	4	1	30	28	23	7
1963	Houston	198	147	469	31	93	13	1	1	19	15	35	3
1964	Houston	268	109	332	31	89	11	2	0	17	11	10	4
1965	Houston	221	124	408	34	90	12	1	0	20	20	10	2
1966	Houston	232	68	164	14	38	6	0	0	11	7	4	1
1967	Houston	244	37	82	3	20	1	0	0	5	1	8	0
M.L.	Totals	236	817	2328	198	549	68	9	3	137	99	116	23

MANAGERIAL RECORD

Year	Club	W	L	Finish
1982	Houston	28	23	5
1983	Houston	85	77	3
1984	Houston	80	82	2
1985	Houston	83	79	3
M.L.	Totals	276	261	514



GORDIE MacKENZIE

Coach

Former Catcher

BIRTHDATE: July 9, 1937

1988 OPENING DAY AGE: 50

BIRTHPLACE: St. Petersburg, Florida

BATTED: Right **THREW:** Right

HEIGHT: 5-11 **WEIGHT:** 185

COACHING/MANAGERIAL CAREER starting his 32nd year in professional baseball, Gordie returns for his third season with San Francisco and his second as the club's conditioning coach and eye-in-the-sky . . . he is in direct contact with Bob Lillis to position the Giants defensive alignments . . . in 1986, Gordie served as Roger Craig's third base coach, a position he also handled for the Chicago Cubs in 1982 and the Kansas City Royals in 1980-81 . . . served as a minor league manager for the Detroit Tigers from 1983-85, guiding clubs at Evansville (AAA), Birmingham (AA) and Nashville (AAA) . . . prior to his Major League coaching duties, he also managed at the minor league level in the Kansas City (1977-79), Montreal (1974-76), New York Mets (1970-73) and Washington Senators (1966-67) organizations . . . his West Palm Beach Expos won the Florida State League crown in 1974, earning him his second FSL Manager of the Year award . . . also won the award in 1972 with the Pompano Mets . . . served the Los Angeles Dodgers (1969) and the Washington Senators (1968) as a scout in his only two seasons outside of coaching . . . began his managerial career in 1966 as a player-manager with the Senators Geneva (A) club . . .

PRO CAREER began his 11-year playing career when he was signed by the Kansas City A's after a Spring tryout in 1956 . . . played all but 11 games in the minor league ranks . . . made his only ML appearance with Kansas City in 1961 . . . started out as a shortstop, but was switched to third base (1957-58) and to catcher in 1959 . . . selected to the 1956 Pioneer League, 1957 Evangeline League and 1961 Southern League All-Star teams . . . was drafted by the Dodgers organization in 1963 and played three seasons with the Dodgers before ending his career as a player-manager with the Senators Geneva club in 1966 . . .

PERSONAL 1955 graduate of St. Petersburg High and attended the University of Florida . . . younger sister, Murle MacKenzie Breer, won the 1962 Women's US Open and ranks among the LPGA's all-time greats . . . hobbies include raising horses and fishing . . . married (Nancy Cook, February 16, 1957) . . . three sons: Scott (January 16, 1959), Kenny (August 29, 1963), Eric (August 31, 1964); and one daughter; Amy (January 2, 1973) . . . resides on a ranch in Fruitland Park, Florida.

Henry Gordon MacKenzie

Year	Club	AVG.	G	AB	R	H	2B	3B	HR	RBI	BB	SO	SB
1956	Abilene	.247	22	85	12	21	6	0	2	9	9	17	1
	Pocatello	.249	106	410	48	102	14	10	4	57	39	67	2
1957	Crowley	.308	110	406	88	125	28	4	6	63	83	46	6
	Little Rock	.262	19	61	7	16	0	3	0	5	11	9	1
1958	Little Rock	.140	14	43	8	6	3	1	0	6	12	9	0
	Winona	.275	11	40	2	11	2	0	2	8	4	6	0
	Albany	.226	108	358	41	81	13	3	4	32	29	73	0
1959	Albany	.275	82	222	21	61	10	3	5	28	27	40	1
1960	Binghamton	.309	34	97	13	30	5	1	0	18	23	15	2
	Sioux City	.169	50	154	14	26	5	1	3	16	32	42	0
1961	Shreveport	.270	116	381	44	103	15	3	6	45	42	51	0
	Kansas City	.125	11	24	1	3	0	0	0	1	1	6	0
1962	Portland	.214	87	243	30	52	9	1	7	26	28	33	1
1963	Portland	.187	61	182	23	34	5	1	5	14	18	30	0
	Lewiston	.278	25	72	8	20	5	0	2	12	9	7	0
1964	Spokane	.242	78	178	23	43	7	0	6	18	19	38	3
1965	Spokane	.221	68	208	20	46	11	1	2	21	22	56	2
1966	Geneva	.000	2	2	0	0	0	0	0	0	0	0	0
M.L.	Totals	.125	11	24	1	3	0	0	0	1	1	6	0

MANAGERIAL RECORD

Year	Club	W	L	Finish	Year	Club	W	L	Finish
1966	Geneva(A)	34	90	6	1976	West Palm Beach (A)	63	79	3
1967	Geneva (A)	37	42	5	1977	Jacksonville (AA)	72	66	2
1970	Pompano Beach (A)	58	70	4	1978	Jacksonville (AA)	73	69	2
1971	Pompano Beach (A)	70	69	3	1979	Omaha (AAA)	65	71	2
1972	Pompano Beach (A)	73	59	2	1983	Evansville (AAA)	61	75	4
1973	Pompano Beach (A)	61	80	5	1984	Evansville (AAA)	72	82	6
1974	West Palm Beach (A)	79	53	2	1985	Birmingham (AA)	5	9	5
1975	West Palm Beach (A)	58	77	4		Nashville (AAA)	66	61	2



JOSE MORALES

Coach
Former Infielder and Catcher

NICKNAME: Chico
BIRTHDATE: December 30, 1944
1988 OPENING DAY AGE: 43
BIRTHPLACE: Frederiksted, St. Croix, Virgin Islands
BATTED: Right **THREW:** Right
HEIGHT: 6-0 **WEIGHT:** 195

COACHING CAREER Morales begins his third season with the Giants as batting instructor . . . also served as the Giants first base coach in 1986, his initial season as a Major League coach . . . in his two years with

MORALES *continued*

San Francisco, he has helped the Giants raise their team batting average from .233 in 1985 (last in NL) to .253 in 1986 (seventh) and to .260 last year (eighth) . . . prior to the Giants, he served the Baltimore Orioles as a minor league hitting instructor in 1985, following the end of his ten-year ML playing career in 1984 . . .

PRO CAREER posted a .287 career batting average in his ten seasons with Oakland, Montreal, Minnesota, Baltimore and Los Angeles . . . is third on the all-time list with 123 pinch hits, only Manny Mota (150) and Smoky Burgess (144) had more . . . set the ML record for most pinch hits in a season with 25 for Montreal in 1976 . . . led his league in pinch hits four times: 1975 and 1976 with Montreal; and 1978 and 1980 with Minnesota . . . originally signed as a free agent by the San Francisco Giants on September 13, 1963 . . . was drafted by Oakland in December, 1968 and made his ML debut with the A's in 1973 . . . was sold to Montreal in September, 1973 and played for the Expos through the 1977 season . . . besides his 25 pinch hits in 1976, Morales also hit a career-high .316 . . . was sold to Minnesota in March, 1978 and led all AL DHs with a .323 average . . . signed with the Baltimore Orioles as a free agent in December, 1980 . . . was traded to the Dodgers for infielder Leo Hernandez on April 28, 1982 . . . hit .300, exclusively as a pinch hitter, in his first season with Los Angeles in 1982 . . . at age 38, he moved into third on the all-time list with his 117th career pinch hit, a double off Atlanta's Donnie Moore on September 11, 1983 . . . was released by the Dodgers on June 7, 1984 . . . Morales played just 104 games defensively: 67 at first base, 30 at catcher and seven in left field . . .

PERSONAL played baseball and soccer at Claud O. Marko High School in St. Croix . . . hobbies include swimming and fishing . . . married (Lyduvina, January 21, 1968) . . . three children; Patricia (February 21, 1970), Jose Miguel (January 26, 1972) and Eluit (October 29, 1977) . . . resides in Orlando, Florida.

Jose Manuel Morales

Year	Club	AVG.	G	AB	R	H	2B	3B	HR	RBI	BB	SO	SB
1964	Lexington	.240	73	233	29	56	11	1	3	34	18	58	4
1965	Fresno	.283	95	321	39	91	13	1	4	48	38	66	3
1966	Waterbury	.251	64	215	18	54	9	1	7	26	22	33	1
1967	Waterbury	.248	94	246	19	61	7	4	4	31	22	39	0
1968	Amarillo	.287	105	307	35	88	22	4	8	41	33	55	1
1969	Iowa	.281	98	353	54	102	11	3	16	61	30	87	0
1970	Iowa	.306	93	229	36	70	14	0	12	31	36	58	1
1971	Iowa	.248	71	153	15	38	7	0	9	22	11	37	0
1972	Tidewater	.293	86	256	28	75	18	2	7	48	28	42	1
1973	Tucson	.355	76	248	37	88	17	2	4	50	15	37	1
	Oakland	.286	6	14	0	4	1	0	0	1	1	5	0
	Montreal	.400	5	5	0	2	0	0	0	0	0	0	0
1974	Memphis	.278	66	216	20	60	13	0	6	32	16	25	3
	Montreal	.269	25	26	3	7	4	0	1	5	1	7	0
1975	Montreal	.301	93	163	18	49	6	1	2	24	14	21	0
1976	Montreal	.316	104	158	12	50	11	0	4	37	3	20	0
1977	Montreal	.203	65	74	3	15	4	1	1	9	5	12	0
1978	Minnesota	.314	101	242	22	76	13	1	2	38	20	35	0
1979	Minnesota	.267	92	191	21	51	5	1	2	27	14	27	0
1980	Minnesota	.303	97	241	36	73	17	2	8	36	22	19	0
1981	Baltimore	.244	38	86	6	21	3	0	2	14	3	13	0
1982	Los Angeles	.300	35	30	1	9	1	0	1	8	4	8	0
1983	Los Angeles	.283	47	53	4	15	3	0	3	8	1	11	0
1984	Los Angeles	.158	22	19	0	3	0	0	0	0	1	2	0
N.L.	Totals	.284	396	528	41	150	29	2	12	91	29	81	0
A.L.	Totals	.290	337	777	85	225	39	4	14	116	60	101	0
M.L.	Totals	.287	733	1305	126	375	68	6	26	207	89	182	0

LEAGUE CHAMPIONSHIP SERIES

Year	Club	AVG.	G	AB	R	H	2B	3B	HR	RBI	BB	SO	SB
1983	L.A. vs. Phi.	.000	2	2	0	0	0	0	0	0	0	1	0



NORM SHERRY

Coach
Former Catcher

BIRTHDATE: July 16, 1931
1988 OPENING DAY AGE: 56
BIRTHPLACE: New York, New York
BATTED: Right **THREW:** Right
HEIGHT: 5-11 **WEIGHT:** 175

COACHING/MANAGERIAL CAREER the 1988 season will mark Sherry's 39th year in professional baseball and his sixth as a Major League pitching coach . . . Sherry returns for his third year with his former Dodger teammates, Roger Craig and Bob Lillis (1951 and 1959-61), as pitching/bullpen coach for the Giants . . . with his help and guidance, San Francisco posted the best team earned run average in the Majors last year (3.68) . . . prior to the Giants, Sherry served as a coach for Dick Williams for seven seasons, as pitching coach in San Diego (1982-84), bullpen coach at Montreal (1979-81) and also third base coach for the Expos in 1978 . . . also served as the Angels' third base coach in 1976 and bullpen coach in 1970-71 . . . Sherry has been credited with: the resurgence of the San Diego pitching staff that led the Padres to the 1984 NL Championship; helping develop Gary Carter into one of the best catchers in baseball; and turning Sandy Koufax' career around when Sherry was a catcher with the Dodgers . . . the presence of Sherry and Craig gives the Giants both pitching coaches from the 1984 World Series . . . served as Padres' minor league pitching instructor in 1985 . . . Sherry spent five years as an Angels' minor league manager (beginning in 1969) and three others as a ML coach before earning a managerial position with California in 1976 . . . he was named to replace Dick Williams on July 23, 1976 and guided the Angels to a 37-29 finish . . . was replaced as the Angels' manager by Dave Garcia on July 11, 1977 after a 39-42 start . . . in 1975, he led the Angels' Salt Lake City (AAA) club to the PCL Eastern Division title . . . spent 1965-67 as a player-manager at Santa Barbara and 1968 as a scout for the Yankees . . .

1958-1987 S.F. GIANTS COACHES

Amalfitano, Joe, 1972-75
Benson, Vern, 1980
Bridges, Rocky, 1985
Bristol, Dave, 1978-79
Buford, Don, 1981-84
Davenport, Jim, 1970, 1976-82
Fahey, Bill, 1986-
Fox, Charlie, 1965-68
Franks, Herman, 1958
Funk, Frank, 1976
Gilbert, Andy, 1972-75
Haller, Tom, 1977-79
Hiller, Chuck, 1985
Jansen, Larry, 1961-71
Lavagetto, "Cookie," 1964-67
Lefebvre, Jim, 1980-82
Lillis, Bob, 1986-
Lockman, "Whitey," 1961-64
Lowrey, "Peanuts," 1967-68
MacKenzie, Gordon, 1986-

McCraw, Tom, 1983-85
McMahon, Don, 1973-75, 1980-82
McNamara, John, 1971-73
Miller, Bob, 1985
Morales, Jose 1986-
Mull, Jack, 1985
O'Doul, "Lefty," 1959-60
Ozark, Danny, 1983-84
Parker, "Salty," 1958-61, 1979
Posedel, Bill, 1959-60
Rodgers, Bob, 1976
Shepard, Larry, 1979
Sherry, Norm, 1986-
Starrette, Herman, 1977-78, 1983-84
Van Ornum, John, 1981-84
Virgil, Ozzie, 1969-72, 1974-75
Westrum, Wes, 1958-63, 1968-71
Winkles, Bobby, 1976-77
Zimmer, Don, 1987

SHERRY *continued*

PRO CAREER played 16 years in professional baseball, including five at the Major League level with the Los Angeles Dodgers and New York Mets . . . enjoyed his finest season in 1960 as the Dodgers' backup catcher, hitting .283 with eight home runs . . . on May 7, 1960, he hit his first ML homer, an 11th-inning shot, to make his brother Larry the winning pitcher . . . it was the first time the two had appeared as a battery in a ML game . . .

PERSONAL graduated from Fairfax High School (Los Angeles) in 1950 . . . brother Larry was World Series MVP for the Dodgers in 1959 . . . married (Linda Chadwick, December 28, 1985) . . . they have four children; Cindi (June 14, 1958), Pam (February 19, 1960), Mike (March 18, 1963) and Aleta (June 2, 1967) . . . resides in San Diego, California.

Norman Burt Sherry

Year	Club	AVG.	G	AB	R	H	2B	3B	HR	RBI	BB	SO	SB
1950	Santa Barbara	.241	96	294	35	71	12	1	4	32	28	50	2
1951	Ft. Worth	.077	25	65	1	5	2	0	0	3	5	17	0
	Newport News	.234	72	214	41	50	2	0	2	22	14	40	1
1952-53													
1954	Ft. Worth	.400	5	5	3	2	0	0	0	0	0	1	0
	Newport News	.257	122	382	56	98	13	3	12	47	54	52	4
1955	Ft. Worth	.261	67	165	28	43	10	1	4	26	28	35	0
1956	Ft. Worth	.000	2	4	0	0	0	0	0	0	0	1	0
	Buffalo	.215	64	181	14	39	5	0	2	7	21	44	0
1957	St. Paul	.244	60	193	18	47	9	3	2	29	19	30	0
1958	Spokane	.278	131	417	34	116	27	2	2	41	30	44	5
1959	Los Angeles	.333	2	3	0	1	0	0	0	2	0	0	0
	Spokane	.253	108	332	35	84	15	1	7	47	25	42	3
1960	Los Angeles	.283	47	138	22	39	4	1	8	19	12	29	0
1961	Los Angeles	.256	47	121	10	31	2	0	5	21	9	30	0
1962	Los Angeles	.182	35	88	7	16	2	0	3	16	6	17	0
1963	New York	.136	63	147	6	20	1	0	2	11	10	26	1
1964	Buffalo	.232	100	289	34	67	13	0	7	43	24	50	0
1965	Santa Barbara	.267	33	86	7	23	4	0	2	15	6	12	1
1966	Santa Barbara	1.000	2	2	0	2	0	0	0	0	0	0	0
1967	Santa Barbara	.147	15	34	2	5	3	0	0	4	6	5	0
1972	Shreveport	.333	4	9	2	3	3	0	0	3	0	3	0
M.L.	Totals	.215	194	497	45	107	9	1	18	69	37	102	1

PITCHING RECORD

Year	Club	W-L	ERA	G	GS	CG	IP	H	R	ER	BB	SO
1954	Newport News	0-0	0.00	1	0	0	0.1	0	0	0	0	0
1959	Spokane	0-0	-	1	0	0	0	0	0	0	0	0

MANAGERIAL RECORD

Year	Club	W	L	Finish	Year	Club	W	L	Finish
1965	Santa Barbara (A)	61	79	5	1973	El Paso (AA)	69	71	2
1966	Santa Barbara (A)	69	71	5	1974	Salt Lake City (AAA)	69	73	3
1967	Santa Barbara (A)	77	63	3	1975	Salt Lake City (AAA)	80	64	1
1969	Idaho Falls (R)	30	42	6	1976	California	37	29	4
1972	Shreveport (AA)	64	76	4	1977	California	39	42	5
M.L.	Totals						76	71	.517

BATTING AND FIELDING PRACTICE SCHEDULE AT CANDLESTICK PARK

1:05 p.m. games

7:35 p.m. games

Pitchers Hit	10:15-10:35 a.m.	4:45-5:05 p.m.
Extras Hit	10:35-11:00 a.m.	5:05-5:30 p.m.
Regulars Hit	11:00-11:35 a.m.	5:30-6:05 p.m.
Visitors Hit	11:35-12:15 p.m.	6:05-6:45 p.m.
Home Infield	12:15-12:25 p.m.	6:45-6:55 p.m.
Visitors Infield	12:25-12:35 p.m.	6:55-7:05 p.m.

BEHIND THE SCENES

DR. K. GORDON CAMPBELL

PHYSICIAN

Dr. Campbell, 57, enters his 14th season as head of Medical Services for the Giants. Campbell obtained his Medical Degree from Stanford University in 1955. He practices orthopedics in the Department of Sports Medicine at the Palo Alto Medical Foundation, where he attends to the Giants personnel. A native of San Francisco, Campbell and his wife, Joan, have six children and reside in Palo Alto, California.

DR. WILL STRAW

PHYSICIAN

Dr. Straw, 38, is in his third season with the Giants. A native of Denver, Straw received his Medical Degree from the University of Colorado in 1975. Along with Dr. Campbell, he practices at the Palo Alto Medical Foundation. Straw and his wife, Ann, have four children and reside in Los Altos, California.

MARK LETENDRE

HEAD TRAINER

Letendre, 31, is in his third year as the Giants head trainer after serving eight years with the New York Yankees organization. The native of Manchester, New Hampshire, graduated in 1978 from the University of Maine at Orono, earning a B.S. Degree in Physical Education and Health. He has been a certified member of the National Athletic Trainers Association since 1979 and is an active member of the Professional Baseball Athletic Trainers Society. He served as co-trainer for the NL All-Star squad last year in Oakland. Letendre, his wife, Judy, and their two daughters, Alyssa and Shannon, make their home in Scottsdale, Arizona.

GREG LYNN

ASSISTANT TRAINER

Lynn, a native of Euclid, Ohio, spent three years in the Giants Minor League system prior to his promotion as the Giants assistant trainer in 1986. He earned a B.S. Degree, specializing in athletic training, from Ohio University in 1984. Lynn, 27, is a certified member of the National Athletic Trainers Association and is an active member of the Professional Baseball Athletic Trainers Society. Lynn and his wife, Debbie, reside in Scottsdale, Arizona.

DIRK SMITH

DIRECTOR OF TRAVEL

Smith, 30, is in his eighth year with the Giants. A graduate of San Francisco State University, he coordinates the Giants travel and hotel accommodations during Spring Training and the regular season. The native of Los Angeles, California started as an intern with the Giants publicity staff in 1979 before being named Assistant Publicity Director in 1981. He moved on to his current position in 1983. A former Sports Information Director at S.F. State, Smith is single and lives in Daly City, California.

MIKE MURPHY

EQUIPMENT MANAGER

Murph, 46, has been with the Giants since they moved West in 1958. The native of San Francisco enters his 31st season with the Giants and ninth as equipment manager. Murph began his career in professional baseball as a bat boy for the San Francisco Seals (AAA) from 1954-57, before becoming the Giants bat boy for the 1958-59 seasons. Became the visiting clubhouse attendant in 1960 when the Giants moved to Candlestick, a job he held until his promotion in 1980. Murph and his wife, Carole, live in South San Francisco, California.

HARVEY HODGERNEY

VISITING CLUBHOUSE

Harvey, 43, is entering his ninth season with the Giants and fifth as the visitors clubhouse man. The native of Cleveland, Ohio has lived in the Bay Area for the last 27 years, owning and operating a body and fender shop in South San Francisco before coming to the Giants. Harvey, his wife, Penny, and their children, Tracy and Adam, reside in San Bruno, California.

THE PLAYERS



MIKE ALDRETE (OF)

NICKNAME: Mario

BIRTHDATE: January 29, 1961

1988 OPENING DAY AGE: 27

BIRTHPLACE: Carmel, California

BATS: Left **THROWS:** Left

HEIGHT: 5-11 **WEIGHT:** 185

M.L. SERVICE: 1 year, 123 days

HOW OBTAINED: Giants' #7 selection in June, 1983 Free Agent Draft.

CONTRACT STATUS: Signed through 1988

1987 SEASON started the year as a reserve outfielder but proved to be a very valuable asset for the Giants, responding with a .325 batting average . . . a versatile player, Mike played all three outfield spots and first base, his natural position . . . filled in admirably when injuries sidelined Candy Maldonado and Jeffrey Leonard . . . in 29 outfield starts in July during Maldonado's injury, he hit .330 (36-for-109) with 16 RBIs . . . finished strong with a .348 average in his last 36 games . . . had the sixth highest average in the NL (minimum 100 games), but missed qualifying by 97 plate appearances . . . his average never dipped below .301 (June 19) and his longest slump was 0-for-8 . . . made 85 starts, hitting .335 and led the club with a .412 average with MISP . . . collected a career-high four hits April 20 vs. Los Angeles . . . hit two HRs in a game for the first time August 14 vs. the Dodgers . . . delivered a game-winning, two-run double in the ninth inning at Houston September 8 for a 6-4 win . . . had the Giants' only hit in Bob Welch's one-hitter at Los Angeles October 1 . . . threw out two runners in the same inning at New York May 16 . . . hit .405 during a career-high 11-game hitting streak July 17-27 . . . played 79 games in the outfield and 33 at first base . . . **POST-SEASON**—Mike appeared in five games, including starts in right field for games #4 & 7 . . . made a key diving catch in game #4 during Giants' 4-2 win . . .

PRO CAREER **1986**—saw his first Major League action during two stints with the Giants . . . was hitting .375 at Phoenix when he was recalled May 26 and made his debut in Philadelphia May 28 . . . picked up his first ML hit in New York off Bruce Berenyi May 30 . . . first ML RBI came on a double off Floyd Youmans June 3 at Montreal . . . hit first home run off the Reds' John Denny June 8 at Candlestick . . . was optioned back to Phoenix July 20 and finished with a .371 average with the Firebirds . . . hit .294 in 46 games with San Francisco after his second recall July 31 . . . broke up Nolan Ryan's no-hit bid September 24 at Houston with a one-out single in the 7th . . . collected the Giants' only hit at Montreal September 7, a 1st-inning double off Youmans that scored the game's only run . . . **1985**—finished second in the Texas League with a .333 average, while pacing the circuit with a .447 on-base average . . . was among the leaders with 94 walks (third), a .512 slugging percentage (fourth) and 32 doubles (fifth) . . . played 88 games at first base and 42 games in the outfield . . . hit .426 during May, including an 18-game hitting streak . . . hit a grand slam at Tulsa on June 16 . . . **1984**—led California League in total bases (225), slugging percentage (.492) and on-base percentage (.464) . . . was second in hitting (.339), hits (155) and walks (109) . . . named to California League and *Baseball America's* Class A All-Star teams . . . voted best defensive first baseman with a league-leading .994 average . . . finished second in league voting for MVP . . .

PERSONAL played baseball, football and basketball at Monterey (CA) High School . . . named league MVP and to All-Northern California team in his senior year . . . graduated in 1979 . . . earned a B.A. Degree in Communications at Stanford University in 1983 . . . in his junior (.354 average with 65 RBIs in 68 games) and senior (.381 with 61 RBIs in 56 games) years, he led Stanford to berths in the NCAA College World Series . . . selected to the NCAA All-American, third team in his senior year . . . member of the 1982 U.S. Collegiate All-Star team that toured Japan . . . brother Rich hit .300 for the Giants' rookie club at Everett (WA) last year . . . single . . . resides in Seaside, California.

Michael Peter Aldrete

Year	Club	AVG.	G	AB	R	H	2B	3B	HR	RBI	BB	SO	SB
1983	Great Falls	.417	38	132	30	55	11	2	4	31	31	22	7
	Fresno	.206	20	68	5	14	4	0	1	12	11	17	2
1984	Fresno	.339	136	457	89	155	28	3	12	72	109	77	14
1985	Shreveport	.333	127	441	80	147	32	1	15	77	94	57	16
	Phoenix	.125	3	8	0	1	0	0	0	1	0	3	0
1986	Phoenix	.371	47	159	36	59	14	0	6	35	36	24	0
	San Francisco	.250	84	216	27	54	18	3	2	25	33	34	1
1987	San Francisco	.325	126	357	50	116	18	2	9	51	43	50	6
M.L.	Totals	.297	210	573	77	170	36	5	11	76	76	84	7

GW-RBIs: Career Total (14); 1987 (8); 1986 (6)

LEAGUE CHAMPIONSHIP SERIES RECORD

Year	Club	AVG.	G	AB	R	H	2B	3B	HR	RBI	BB	SO	SB
1987	S.F. vs. St. L.	.100	5	10	0	1	0	0	0	1	0	2	0

CAREER HOME RUNS BY BALL PARK

All	Chi	Cin	Hou	LA	Mon	NY	Phi	Pit	STL	SD	SF
1	0	0	0	0	1	0	0	1	0	0	8

CAREER vs. THE NATIONAL LEAGUE

	AVG.	AB	H	HR	RBI		AVG.	AB	H	HR	RBI
Atlanta	.260	77	20	1	10	Chicago	.263	38	10	1	2
Cincinnati	.284	67	19	2	8	Montreal	.396	53	21	1	8
Houston	.303	76	23	1	13	New York	.231	39	9	0	3
Los Angeles	.338	71	24	3	14	Philadelphia	.282	39	11	0	5
San Diego	.225	40	9	0	4	Pittsburgh	.244	41	10	2	5
S.F.	—	—	—	—	—	St. Louis	.438	32	14	0	4
N.L. WEST	.287	331	95	7	49	N.L. EAST	.310	242	75	4	27

1987 BATTING BREAKDOWN

	AVG.	AB	H	HR	RBI		AVG.	AB	H	HR	RBI
Season	.325	357	116	9	51	Vs. Atl.	.280	25	7	0	2
Candlestick	.335	176	59	7	25	Cin.	.243	37	9	1	4
Road	.315	181	57	2	26	Hou.	.383	47	18	1	11
Day	.300	140	42	3	18	L.A.	.375	48	18	3	10
Night	.341	217	74	6	33	S.D.	.231	13	3	0	1
Vs. RHP	.326	287	94	9	45	N.L. WEST	.324	170	55	5	28
Vs. LHP	.314	70	22	0	6						
April	.375	24	9	0	2	Chi.	.303	33	10	1	2
May	.333	51	17	0	6	Mon.	.433	30	13	1	5
June	.269	26	7	1	3	N.Y.	.219	32	7	0	3
July	.311	90	28	3	13	Phi.	.346	26	9	0	4
August	.352	91	32	3	14	Pit.	.235	34	8	2	5
Sept.-Oct.	.307	75	23	2	13	St. L.	.438	32	14	0	4
Before ASB	.319	135	43	2	15	N.L. EAST	.326	187	61	4	23
After ASB	.329	222	73	7	36						

ALDRETE'S CAREER TRANSACTIONS

— Selected by San Francisco in 7th round of June, 1983 draft; signed by scout Harvey Koepf.

MIKE ALDRETE'S CAREER HIGHS

MOST HITS: 4, April 20, 1987 vs. Los Angeles.

MOST RBIs: 3, (3 times) — last: August 14, 1987 vs. Los Angeles.

MOST HOME RUNS: 2, August 14, 1987 vs. Los Angeles (Shawn Hillegas and Brian Holton).

CAREER GRAND SLAMS: None.

LONGEST HITTING STREAK: 11, July 17-27, 1987

MOST STOLEN BASES: 1, (7 times).



RANDY BOCKUS (RHP)

NICKNAME: Bock

BIRTHDATE: October 5, 1960

1988 OPENING DAY AGE: 27

BIRTHPLACE: Canton, Ohio

BATS: Left **THROWS:** Right

HEIGHT: 6-3 **WEIGHT:** 205

M.L. SERVICE: 81 days

HOW OBTAINED: Giants #34 selection in June, 1982 Draft

CONTRACT STATUS: Signed through 1988

1987 SEASON had two stints with the Giants and Phoenix . . . began the year in the Firebirds' bullpen, recording a 2-1, 4.50 mark with seven saves in 22 appearances before his first recall to San Francisco June 24 . . . tossed 4.1 shutout innings vs. San Diego, June 12 . . . made six relief appearances before he was optioned back to Phoenix, where he joined the Firebirds rotation . . . was 5-4, 4.54 in 13 starts, including a five-hit complete game win vs. Tacoma July 27 . . . was recalled a second time September 2 and saw action in six more games . . . picked up his first ML win on the last day of the season, October 4 vs. Atlanta, as Bob Brenly homered in the tenth inning to close out the regular season . . .

PRO CAREER **1986**—began the season in Phoenix's starting rotation, posting an 8-4, 5.20 record in his 16 starts . . . became the bullpen stopper July 6 and picked up two wins and six saves in his first 11 relief appearances . . . finished second on Phoenix's staff with 11 wins and 12 saves . . . made his ML debut September 10 vs. Cincinnati . . . in his first ML at-bat, he pinch hit for an injured Robby Thompson in the Giants-Dodgers 16-inning marathon September 28 . . . he also played left and right field in that game . . . **1985**—Texas League All-Star after leading the circuit in wins (14), ERA (2.73), starts (27) and innings pitched (201) . . . helped Shreveport's staff post the Texas League's best ERA (3.22) . . . **1984**—finished second in the Texas League ERA title with a 2.81 mark and tied for the lead in shutouts (three) . . . TL All-Star . . . in his first three starts, Randy pitched shutout ball for 27 innings, allowing six hits while striking out 23, yet won just one game . . . had consecutive no decisions despite allowing just one hit over nine innings, leaving a scoreless tie both times . . . in his third start, he had a no-hitter for eight innings . . . **1983**—California League All-Star . . . led the CL with 30 starts and 144 strikeouts, was second in innings (196) and tied for third with 14 wins . . . **1982**—was switched from an outfielder to a pitcher at Great Falls by Giants pitching instructor Bob Miller . . .

PERSONAL lettered in baseball, basketball, football and golf at Sandy Valley High (Magnolia, OH) . . . graduated in 1978 . . . attended Kent State University for four years . . . was All-Mid-American Conference in his final three years . . . in his junior year (1981), he led the conference with a team record .480 average . . . in 1982, he set school records with 53 hits, 18 doubles and 44 RBIs while hitting .338 . . . set Kent State career records for most doubles (34) and RBIs (103) and tied Thurman Munson's mark for the highest career batting average . . . married (Sue Bock, February 9, 1985) . . . resides in East Sparta, Ohio.

BOCKUS' CAREER TRANSACTIONS

— Selected by San Francisco in 34th round of June, 1982 draft; signed by scout Marty Miller.

RANDY BOCKUS' CAREER HIGHS

MOST STRIKEOUTS: 3, June 19, 1987 at San Diego.

MOST INNINGS PITCHED (RELIEF): 4.1, June 12, 1987 vs. San Diego.

Randy Walter Bockus

Year	Club	W-L	ERA	G	GS	CG	SHO	SV	IP	H	R	ER	BB	SO
1982	Great Falls	2-0	4.58	18	0	0	0	0	53.0	60	38	27	22	42
1983	Fresno	14-6	3.58	30	30*	6	3	0	196.0	185	89	78	78	144*
1984	Shreveport	8-5	2.81	18	18	4	3*	0	128.1	106	44	40	54	93
	Phoenix	0-4	7.18	8	8	0	0	0	36.1	60	39	29	28	23
1985	Shreveport	*14-11	2.73*	28	27*	15*	2	0	201.0*	196	85	61	44	126
1986	Phoenix	11-6	4.26	42	16	2	0	12	122.2	139	69	58	54	55
	San Francisco	0-0	2.57	5	0	0	0	0	7.0	7	5	2	6	4
1987	Phoenix	7-5	4.49	36	13	2	0	7	108.1	133	60	54	41	64
	San Francisco	1-0	3.63	12	0	0	0	0	17.1	17	8	7	4	9
M.L.	Totals	1-0	3.33	17	0	0	0	0	24.1	24	13	9	10	13

M.L. Batting	AVG.	AB	H	2B	3B	HR	RBI
-1987	.000	1	0	0	0	0	0
-Lifetime	.000	2	0	0	0	0	0

Last Home Run: None GW-RBIs: Career Total (0)

CAREER vs. THE NATIONAL LEAGUE

	W-L	ERA	G	IP	H	ER		W-L	ERA	G	IP	H	ER
Atlanta	1-0	6.00	5	3.0	4	2	Chicago	-	-	-	-	-	-
Cincinnati	0-0	0.00	2	2.2	2	0	Montreal	-	-	-	-	-	-
Houston	0-0	5.40	3	5.0	6	3	New York	-	-	-	-	-	-
Los Angeles	0-0	0.00	2	2.2	2	0	Philadelphia	-	-	-	-	-	-
San Diego	0-0	3.27	5	11.0	10	4	Pittsburgh	-	-	-	-	-	-
S.F.	-	-	-	-	-	-	St. Louis	-	-	-	-	-	-
N.L. West	1-0	3.33	17	24.1	24	9	N.L. East	-	-	-	-	-	-

1987 PITCHING BREAKDOWN

	W-L	ERA	G	IP	H	ER		W-L	ERA	G	IP	H	ER
Season	1-0	3.63	12	17.1	17	7	Vs. Atl.	1-0	9.00	4	2.0	4	2
Candlestick	1-0	0.75	6	12.0	10	1	Cin.	0-0	0.00	1	1.2	0	0
Road	0-0	10.13	6	5.1	7	6	Hou.	0-0	9.00	1	1.0	2	1
Day	1-0	0.00	2	3.0	3	0	L.A.	0-0	0.00	1	1.2	1	0
Night	0-0	4.40	10	14.1	14	7	S.D.	0-0	3.27	5	11.0	10	4
Starter	-	-	-	-	-	-	N.L. WEST	1-0	3.63	12	17.1	17	7
Reliever	1-0	3.63	12	17.1	17	7	Chi.	-	-	-	-	-	-
April	-	-	-	-	-	-	Mon.	-	-	-	-	-	-
May	-	-	-	-	-	-	N.Y.	-	-	-	-	-	-
June	0-0	4.50	6	10.0	11	5	Phi.	-	-	-	-	-	-
July	-	-	-	-	-	-	Pit.	-	-	-	-	-	-
August	-	-	-	-	-	-	St. L.	-	-	-	-	-	-
Sept.-Oct.	1-0	2.45	6	7.1	6	2	N.L. EAST	-	-	-	-	-	-
Before ASB	0-0	4.50	6	10.0	11	5							
After ASB	1-0	2.45	6	7.1	6	2							



BOB BRENLy (C)

NICKNAME: B.B.
BIRTHDATE: February 25, 1954
1988 OPENING DAY AGE: 34
BIRTHPLACE: Coshocton, Ohio
BATS: Right **THROWS:** Right
HEIGHT: 6-2 **WEIGHT:** 205
M.L. SERVICE: 6 years, 61 days
HOW OBTAINED: Signed as a free agent in 1976
CONTRACT STATUS: Signed through 1988

1987 SEASON. reached double figures in home runs for the fourth straight year, clouting 18 round trippers in 1987 . . . has averaged 18 HRs over the past four seasons . . . his 500th career hit was a pinch, three-run homer off the Cards' Ricky Horton at Candlestick May 12 . . . hit his second career grand slam off the Astros' Mike Scott at Candlestick August 12 . . . his 18th homer was a tenth-inning blast to beat Atlanta 5-4 at Candlestick on the last day of the season, October 4 . . . it was the Giants' 205th HR of

BRENLY *continued*

the season, establishing a new San Francisco club record (breaking 204 in 1962) . . . started the season slowly, but hit .275 in 111 games after April . . . hit .360 with six HRs in July . . . hit .435 during a career-high 11-game hitting streak from July 4-18 . . . was once again tough defensively, tossing out 35% (43 of 123) of the attempted base stealers . . . gunned down Vince Coleman twice in five attempts . . . led all ML catchers with 83 assists . . . equalled his career high with ten stolen bases, also had ten in 1983 and 1986 . . . stole home as part of a double steal at San Diego June 21 . . . hit .301 with ten HRs at Candlestick . . . **POST-SEASON** — started five of the six NLCS games in which he appeared . . . homered off Danny Cox in game #4 at Candlestick . . .

PRO CAREER **1986** — finished second on the club with 16 homers and third with 62 RBIs . . . pounded out seven home runs and drove in 19 runs during September . . . collected a career-high 74 walks, which ranked ninth in the NL . . . became the fourth player since 1900 to commit four errors (at third base) in an inning (4th) on September 14 vs. Atlanta, but came back to drive in four runs on three hits (two HRs), including game-winning solo homer with two out in the ninth off Paul Assenmacher . . . broke up Phillie Don Carman's perfect game August 20 with a ninth inning leadoff double . . . led all NL catchers with a .995 fielding percentage in 101 games behind the plate, committing three errors . . . threw out 36% (31 of 92) of the attempted base stealers . . . also played 45 games at third and 19 at first base . . . **1985** — paced the Giants with 19 home runs and became the first Giants' catcher to lead the team in homers in 100 years; Buck Ewing did it in 1885 with six clouts (the Giants hit only 16 HRs that year) . . . played 17 games at third base, his first action at the hot corner since he made one appearance in 1982 . . . **1984** — set career highs in every offensive category . . . hit .316 in the first half and was named to the National League squad for the All-Star Game at Candlestick . . . voted the Willie Mac Award by his teammates . . . was the first S.F. catcher to hit 20 home runs since Dick Dietz hit 22 in 1970 . . . hit first career grand slam off Atlanta's Pete Falcone at Candlestick June 6 . . . hit a game-winning, inside-the-park home run at Montreal August 29 . . . **1983** — opened the year fast, with a homer and four RBIs on Opening Day . . . played catcher, left field, right field and first base . . . **1982** — broke his collarbone in Spring Training . . . in his first regular season game (May 14) he singled with two out in the eighth to break up a Steve Carlton no-hit bid . . . **1981** — made his Major League debut in Cincinnati August 14 . . . homered off Pittsburgh's Rod Scurry in his first at-bat at Candlestick August 28 . . . **1978** — third in California League in doubles (34) . . . top third baseman in putouts (118) and double plays (30) . . . **1977** — led league's third baseman in assists (263) and double plays (21) . . .

PERSONAL 1972 graduate of Coshocton, Ohio High School . . . played high school baseball and basketball before matriculating to Ohio University . . . NCAA All-American in his senior year . . . tied Mike Schmidt's school record for home runs (10) . . . was inducted into Ohio University's Hall of Fame, January 29, 1988 . . . earned a B.S. in Health Education in 1976 . . . enjoys golf, hunting and watching college basketball . . . has been an honorary chairman for the Arterial Lateral Sclerosis Society for the past four years . . . hosts "The Bob Brenly Show" on KNBR radio following all Giants games . . . married (Joan Miskimens, August 10, 1974) . . . one daughter (Lacey, July 9, 1982) and one son (Michael, October 14, 1986) . . . lives in Foster City, California.

UNDER THE SUN AT THE 'STICK

The Giants, who will play 39 day games at Candlestick in 1988, have a record of 154-126 in home day games over the past six seasons. That's a winning percentage of .550.

Robert Earl Brenly

Year	Club	AVG.	G	AB	R	H	2B	3B	HR	RBI	BB	SO	SB
1976	Great Falls	.314	25	86	16	27	5	1	1	17	12	9	1
	Fresno	.367	17	60	16	22	3	1	1	9	12	17	1
1977	Cedar Rapids	.271	136	499	85	135	16	1	22	73	90	108	6
1978	Fresno	.284	135	489	102	139	34	5	17	89	81	90	12
1979	Fresno	.307	56	212	49	65	11	2	9	37	28	31	6
	Shreveport	.295	64	193	33	57	8	1	9	30	38	19	0
1980	Shreveport	.300	2	10	2	3	0	0	1	3	0	3	1
	Phoenix	.258	84	287	34	74	9	6	7	45	24	51	2
1981	Phoenix	.292	76	257	42	75	11	3	7	41	29	37	2
	San Francisco	.333	19	45	5	15	2	1	1	4	6	4	0
1982	San Francisco	.283	65	180	26	51	4	1	4	15	18	26	6
1983	San Francisco	.224	104	281	36	63	12	2	7	34	37	48	10
1984	San Francisco	.291	145	506	74	147	28	0	20	80	48	52	6
1985	San Francisco	.220	133	440	41	97	16	1	19	56	57	62	1
1986	San Francisco	.246	149	472	60	116	26	0	16	62	74	97	10
1987	San Francisco	.267	123	375	55	100	19	1	18	51	47	85	10
M.L.	Totals	.256	738	2299	297	589	107	6	85	302	287	374	43

GW-RBIs: Career Total (28); 1987 (8); 1986 (4); 1985 (5); 1984 (7); 1983 (3); 1982 (1)

ALL-STAR GAME RECORD

Year	Club, Site	AVG.	G	AB	R	H	2B	3B	HR	RBI	BB	SO	SB
1984	N.L. SF	.000	1	1	0	0	0	0	0	0	0	1	0

LEAGUE CHAMPIONSHIP SERIES RECORD

Year	Club	AVG.	G	AB	R	H	2B	3B	HR	RBI	BB	SO	SB
1987	S.F. vs. St. L.	.235	6	17	3	4	1	0	1	2	3	7	0

CAREER HOME RUNS BY BALL PARK

@ Atl	@ Chi	@ Cin	@ Hou	@ LA	@ Mon	@ NY	@ Phi	@ Pit	@ STL	@ SD	@ SF
7	6	4	2	0	3	7	2	4	5	5	40

CAREER vs. THE NATIONAL LEAGUE

	AVG.	AB	H	HR	RBI		AVG.	AB	H	HR	RBI
Atlanta	.310	255	79	13	44	Chicago	.276	174	48	7	20
Cincinnati	.248	250	62	11	36	Montreal	.200	135	27	4	12
Houston	.191	246	47	6	22	New York	.250	168	42	8	32
Los Angeles	.255	267	68	4	22	Philadelphia	.265	185	49	7	30
San Diego	.249	269	67	9	32	Pittsburgh	.295	183	54	8	28
S.F.	—	—	—	—	—	St. Louis	.275	167	46	8	24
N.L. WEST	.251	1287	323	43	156	N.L. EAST	.263	1012	266	42	146

1987 BATTING BREAKDOWN

	AVG.	AB	H	HR	RBI		AVG.	AB	H	HR	RBI
Season	.267	375	100	18	51	Vs. Atl.	.250	32	8	2	4
Candlestick	.301	173	52	10	32	Cin.	.239	46	11	1	4
Road	.238	202	48	8	19	Hou.	.179	56	10	1	8
Day	.272	162	44	7	24	L.A.	.220	41	9	0	2
Night	.263	213	56	11	27	S.D.	.207	29	6	2	2
Vs. RHP	.277	274	76	11	32	N.L. WEST	.216	204	44	6	20
Vs. LHP	.238	101	24	7	19						
April	.182	33	6	0	1	Chi.	.286	28	8	1	2
May	.310	42	13	1	10	Mon.	.250	24	6	0	3
June	.236	55	13	5	8	N.Y.	.250	28	7	2	6
July	.360	86	31	6	11	Phi.	.333	33	11	3	9
August	.247	85	21	4	13	Pit.	.417	24	10	2	3
Sept.-Oct.	.216	74	16	2	8	St. L.	.412	34	14	4	8
Before ASB	.280	168	47	9	23	N.L. EAST	.327	171	56	12	31
After ASB	.256	207	53	9	28						

BRENLy'S CAREER TRANSACTIONS

- Signed as a free agent by San Francisco on June 21, 1976 by scout Herman Hannah.
- On disabled list, March 25-May 13, 1982 with a broken collarbone.

BOB BRENLy'S CAREER HIGHS

MOST HITS: 4, (twice) — last: May 31, 1987 vs. Montreal.

MOST RBIs: 5, August 24, 1984 at New York.

MOST HOME RUNS: 2, (5 times) — last: September 14, 1986 vs. Atlanta (Charlie Puleo & Paul Assenmacher).

CAREER GRAND SLAMS: 2 — last: August 12, 1987 vs. Houston (Mike Scott).

LONGEST HITTING STREAK: 11, July 4-18, 1987.

MOST STOLEN BASES: 2, (4 times) — last: June 21, 1987 at San Diego.



JOHN BURKETT (RHP)

BIRTHDATE: November 28, 1964
1988 OPENING DAY AGE: 23
BIRTHPLACE: New Brighton, Pennsylvania
BATS: Right **THROWS:** Right
HEIGHT: 6-3 **WEIGHT:** 205
M.L. SERVICE: 30 days
HOW OBTAINED: Giants #6 selection in June, 1983 Draft
CONTRACT STATUS: Signed through 1988

1987 SEASON enjoyed a great season with Shreveport, leading the Texas League in innings pitched (177.2) and tying for the lead with a career-high 14 wins . . . finished second in the TL with six complete games, fourth with 126 strikeouts and sixth with a 3.34 ERA . . . also posted the league's fourth fewest baserunners per nine innings ratio (12.21) and the fifth lowest batting average against (.263) . . . was 6-0, 2.11 in seven starts from May 20-June 20, including a two-hit shutout at Jackson June 5 . . . posted a 10-3, 2.76 record on the road . . . earned a promotion to San Francisco and made his ML debut September 15 vs. San Diego . . .

PRO CAREER **1986**—began the season at Shreveport (AA), making one start, before moving down to Fresno (A) to get in some innings . . . made four starts with Fresno before returning to Shreveport . . . posted the Texas League's second best ERA (2.66) to go with a 10-6 record . . . allowed the fewest baserunners per nine innings (10.23) and was second with a .215 batting average against . . . won nine of his last 11 decisions, including a 5-0, 0.68 record in six games during August . . . threw two shutouts and combined on two others . . . **1985**—had the second lowest ERA (2.87) in the California League . . . was 7-4 in 20 starts for the CL champions . . . **1984**—was third on Clinton's staff with seven wins . . .

PERSONAL led his Beaver (PA) High School team to the Pennsylvania State Championship game in his senior year . . . graduated in 1983 . . . bowled his second career 300 game in January, 1987 . . . rolled his first perfect game when he was 17 as part of an 801 series (three games) . . . is a Pittsburgh Penguins fan . . . single . . . resides in Beaver, Pennsylvania.

John David Burkett

Year	Club	W-L	ERA	G	GS	CG	SHO	SV	IP	H	R	ER	BB	SO
1983	Great Falls	2-6	6.26	13	9	0	0	0	50.2	73	44	35	30	38
1984	Clinton	7-6	4.33	20	20	2	0	0	126.2	120	81	61	38	83
1985	Fresno	7-4	2.87	20	20	1	1	0	109.2	98	43	35	46	72
1986	Fresno	0-3	5.47	4	4	0	0	0	24.2	34	19	15	8	14
	Shreveport	10-6	2.66	22	21	4	2	0	128.2	99	46	38	42	73
1987	Shreveport	*14-8	3.19	27	27	6	1	0	177.2*	181	75	63	53	126
	San Francisco	0-0	4.50	3	0	0	0	0	6.0	7	4	3	3	5
M.L.	Totals	0-0	4.50	3	0	0	0	0	6.0	7	4	3	3	5

1987 & CAREER PITCHING BREAKDOWN

	W-L	ERA	G	IP	H	ER		W-L	ERA	G	IP	H	ER
Season	0-0	4.50	3	6.0	7	3	Vs. Atl.	0-0	0.00	2	4.0	4	0
Candlestick	0-0	6.75	2	4.0	4	3	Cin.	—	—	—	—	—	—
Road	0-0	0.00	1	2.0	3	0	Hou.	—	—	—	—	—	—
Day	—	—	—	—	—	—	L.A.	—	—	—	—	—	—
Night	0-0	4.50	3	6.0	7	3	S.D.	0-0	13.50	1	2.0	3	3
Starter	—	—	—	—	—	—	N.L. WEST	0-0	4.50	3	6.0	7	3
Reliever	0-0	4.50	3	6.0	7	3							

BURKETT'S CAREER TRANSACTIONS

— Selected by San Francisco in 6th round of June, 1983 draft; signed by scout Bob Folkins.



BRETT BUTLER (OF)

BIRTHDATE: June 15, 1957

1988 OPENING DAY AGE: 30

BIRTHPLACE: Los Angeles, California

BATS: Left **THROWS:** Left

HEIGHT: 5-10 **WEIGHT:** 160

M.L. SERVICE: 6 years, 9 days

HOW OBTAINED: Signed as a free agent,
December 1, 1987

CONTRACT STATUS: Signed through 1989

1987 SEASON the speedy outfielder enjoyed a fine all-around season for the Indians . . . led the Tribe and was among the AL leaders with 91 walks (fifth), eight triples (fifth), .399 on base percentage (seventh) and 33 stolen bases (ninth) . . . became just the second player in Indian history to steal 30 or more bases in four consecutive seasons . . . the other was Elmer Flick, 1904-07 . . . Brett averaged 41 steals in his four years with Cleveland . . . belted a career-high nine home runs . . . ranked sixth among AL outfielders with a .990 fielding percentage, committing four errors . . . fractured his left middle finger on a bunt attempt on Opening Day in Cleveland, April 10 . . . was on the disabled list until April 30 . . . came back from the DL and hit .301 during May . . . was ejected in the first inning of the July 8 game vs. Kansas City for charging the mound after Danny Jackson's first two pitches sailed behind his head . . . jammed his left thumb in the incident and missed the final four games before the break . . . was suspended by the league July 15 for five games, which was reduced to three games after an appeal August 14 . . . served the suspension August 17-19 . . . suspension came in the middle of a career-high, 19-game hitting streak, August 3-25 (31-for-79, .392) . . . streak was snapped August 26 in the same game that Paul Molitor's 39-game skein ended . . . also had a 13-game streak June 23-July 5 . . . hit .321 (68-for-212) with seven HRs over his last 54 games (from August 3) . . . reached base in 126 of the 135 games he batted (93%) . . . batted .322 with MISP . . . beat out 20 bunts for hits, raising his total to 93 bunt hits in four years with Cleveland . . . was voted as AL's top bunter for the second straight year by AL managers . . .

PRO CAREER **1986**—led the Majors and set a career high with 14 triples, becoming the second player in history to lead each league in triples (Hall of Famer Sam Crawford was the other) . . . Brett also led the Majors with 13 triples in 1983 with Atlanta . . . also set career marks with 51 RBIs and 161 games . . . led Cleveland in triples, stolen bases (32) and walks (70) . . . hit .381 in his last 31 games . . . **1985**—enjoyed his biggest year, setting career marks with a .311 average, 184 hits and 28 doubles . . . hit two HRs off Phil Niekro at Yankee Stadium, August 8 . . . led all AL outfielders with a .998 fielding percentage, committing one error in 458 total chances . . . scored 106 runs, posting back-to-back 100-run scored seasons . . . **1984**—became the first player in Cleveland history to steal 50 or more bases and score 100 or more runs . . . set career highs in both categories with 52 thefts and 108 runs scored . . . hit his only grand slam off Chris Codioli at Oakland, September 14 . . . **1983**—set an Atlanta single-season stolen base record with 39 in his first full ML season . . . led the Majors with 13 triples . . . collected a career-best five hits at Montreal, July 10 . . . **1982**—was the Braves' centerfielder and lead-off man during the club's 13-game win streak to start the season . . . **1981**—made his ML debut with the Braves and collected his first ML hit, a double off the Mets' Danny Boitano, August 20 . . .

PERSONAL lived in Fremont, California for 12 years before moving in 1970 . . . played baseball, football, wrestled and ran cross country for Libertyville (IL) High . . . graduated in 1975 . . . graduated from Southeast-

BUTLER *continued*

ern Oklahoma State University in 1979 and was an All-American in his last two years . . . played for the U.S. in the world baseball tournament in South Korea in 1978 . . . married (Eveline Balac) . . . three daughters: Abbi (August 15, 1982); Stefanie (February 9, 1984); and Katie (May 20, 1985) . . . one son: Blake (October 16, 1987) . . . resides in Duluth, Georgia.

Brett Morgan Butler

Year	Club	AVG.	G	AB	R	H	2B	3B	HR	RBI	BB	SO	SB
1979	Bradenton	.369	30	111	36	41	7	5	3	20	19	15	5
	Greenwood	.318	35	117	26	37	2	4	1	11	24	27	20
1980	Anderson	.298	70	255	73	76	12	6	1	26	67	29	44
	Durham	.366	66	224	47	82	15	6	2	39	67	30	36
1981	Richmond	.335	125	466	83*	156	19	4	3	36	103*	63	44
	Atlanta	.254	40	126	17	32	2	3	0	4	19	17	9
1982	Richmond	.363	41	157	22	57	8	3	1	22	22	19	12
	Atlanta	.217	89	240	35	52	2	0	0	7	25	35	21
1983	Atlanta	.281	151	549	84	154	21	13*	5	37	54	56	39
1984	Cleveland	.269	159	602	108	162	25	9	3	49	86	62	52
1985	Cleveland	.311	152	591	106	184	28	14	5	50	63	42	47
1986	Cleveland	.278	161	587	92	163	17	14*	4	51	70	65	32
1987	Cleveland	.295	137	522	91	154	25	8	9	41	91	55	33
N.L.	Totals	.260	280	915	136	238	25	16	5	48	98	108	69
A.L.	Totals	.288	609	2302	397	663	95	45	21	191	310	224	164
M.L.	Totals	.280	889	3217	533	901	120	61	26	239	408	332	233

GW-RBIs: Career Total (22); 1987 (1); 1986 (6); 1985 (6); 1984 (5); 1983 (2); 1982 (1); 1981 (1).

LEAGUE CHAMPIONSHIP SERIES RECORD

Year	Club	AVG.	G	AB	R	H	2B	3B	HR	RBI	BB	SO	SB
1983	Atl vs St.L.	.000	2	1	0	0	0	0	0	0	0	0	0

CAREER HOME RUNS BY BALL PARK

@ Atl	@ Chi	@ Cin	@ Hou	@ LA	@ Mon	@ NY	@ Phi	@ Pit	@ STL	@ SD	@ SF
4	0	1	0	0	0	0	0	0	0	0	0

CAREER vs. THE NATIONAL LEAGUE

	AVG.	AB	H	HR	RBI		AVG.	AB	H	HR	RBI
Atlanta	—	—	—	—	—	Chicago	.275	51	14	0	1
Cincinnati	.281	135	38	1	3	Montreal	.250	100	25	1	5
Houston	.207	116	24	2	9	New York	.230	61	14	0	5
Los Angeles	.278	72	20	1	3	Philadelphia	.348	66	23	0	3
San Diego	.297	101	30	0	8	Pittsburgh	.197	66	13	0	3
S.F.	.303	89	27	0	6	St. Louis	.172	58	10	0	2
N.L. WEST	.271	513	139	4	29	N.L. EAST	.246	402	99	1	19

1987 BATTING BREAKDOWN

	AVG.	AB	H	HR	RBI		AVG.	AB	H	HR	RBI
Season	.295	522	154	9	41	April	.154	13	2	0	1
Home	.337	246	83	4	16	May	.301	103	31	1	9
Road	.257	276	71	5	25	June	.284	95	27	0	5
Day	.268	179	48	2	10	July	.269	93	25	1	6
Night	.309	343	106	7	31	August	.321	112	36	3	9
Vs. RHP	.306	376	115	7	26	Sept.-Oct.	.303	109	33	4	11
Vs. LHP	.267	146	39	2	15	Before ASB	.277	238	66	1	16
						After ASB	.310	284	88	8	25

BUTLER'S CAREER TRANSACTIONS

- Selected by Atlanta in 23rd round of June, 1979 draft; signed by scout Bobby Mavis.
- Traded to Cleveland as one of three players to be named later for Len Barker, August 28, 1983. Rick Behenna was sent to Cleveland, September 2, 1983, and Butler and Brook Jacoby (if) were acquired October 21, 1983 to complete the deal.
- Granted free agency, October 27, 1987; signed with San Francisco, December 1, 1987.

BRETT BUTLER'S CAREER HIGHS

- MOST HITS:** 5, July 10, 1983 at Montreal (with Atlanta).
- MOST RBIs:** 4, (twice)—last: August 8, 1985 at New York Yankees (with Cleveland).
- MOST HOME RUNS:** 2, August 8, 1985 at New York Yankees (Phil Niekro, with Cleveland).
- CAREER GRAND SLAMS:** 1, September 14, 1984 at Oakland (Chris Codirol, with Cleveland).
- LONGEST HITTING STREAK:** 19, August 3-25, 1987 (with Cleveland).
- MOST STOLEN BASES:** 3, April 8, 1987 at Toronto (with Cleveland).



WILL CLARK (IF)

NICKNAME: Thrill

BIRTHDATE: March 13, 1964

1988 OPENING DAY AGE: 24

BIRTHPLACE: New Orleans, Louisiana

BATS: Left **THROWS:** Left

HEIGHT: 6-1 **WEIGHT:** 190

M.L. SERVICE: 2 years

HOW OBTAINED: Giants #1 selection (second overall) in June, 1985 Free Agent Draft

CONTRACT STATUS: Signed through 1988

1987 SEASON was voted the Giants team MVP by his teammates after a super, all-around sophomore season . . . finished fifth in the BBWAA's National League MVP balloting and was one of only three players to receive votes on all 24 ballots, along with Andre Dawson and Jack Clark . . . led the Giants with a .308 average (sixth in NL), 150 games, 163 hits, 35 homers (sixth in NL) and 91 RBIs (15th in NL) . . . became the seventh player in Giants franchise history to hit 30 or more HRs and bat .300 or better in the same season (see box) . . . his 35 HRs are the most by a Giant since Bobby Bonds' 39 in 1973 and the most by a S.F. first baseman since Willie McCovey hit 39 in 1970 . . . his 91 RBIs were the most by a Giant since Jack Clark's 103 in 1982 . . . tied a S.F. record, held by Orlando Cepeda (1961), Willie Mays (1964) and McCovey (1969), with an RBI in nine straight games from August 3-11 . . . homered seven times in those nine games, including a HR in four straight games, August 5-9 . . . 16 of his 35 homers were against Cincinnati (nine) and Houston (seven) . . . was twice honored as NL Player of the Week, August 3-9 (.440 with five HRs and ten RBIs) and September 13-20 (.478 with four HRs and ten RBIs) . . . his .359 in his last 31 games

GIANTS 30 HOMER/.300 AVERAGE CLUB

In 1987, Will Clark became the seventh player in Giants history to hit 30 or more home runs and bat .300 or better in the same season. Willie Mays accomplished the feat eight times. Here is the complete list:

YEAR	PLAYER	HOME RUNS	AVERAGE
1987	Will Clark	35	.308
1969	Willie McCovey	45	.320
1965	Willie Mays	52	.317
1964	Orlando Cepeda	31	.304
1963	Orlando Cepeda	34	.316
	Willie Mays	49	.304
1962	Orlando Cepeda	35	.306
	Willie Mays	49	.304
1961	Orlando Cepeda	46	.311
	Willie Mays	40	.308
1959	Willie Mays	34	.313
1957	Willie Mays	35	.333
1955	Willie Mays	51	.319
1954	Willie Mays	41	.345
1947	Walker Cooper	35	.305
	Johnny Mize	51	.302
1938	Mel Ott	36	.311
1936	Mel Ott	33	.328
1935	Mel Ott	31	.322
1934	Mel Ott	35	.326
1932	Mel Ott	38	.318
1929	Mel Ott	42	.328

CLARK *continued*

(37-for-103) . . . hit two HRs in a game on four different occasions and drove in four runs three times . . . hit GW-HRs in both ends of a doubleheader vs. St. Louis July 26 . . . won three games with a homer in the Giants' last at-bat . . . hammered three upper-deck home runs . . . hit .348 during a career high 11-game hitting streak from June 27-July 8 . . . hit .516 vs. the Phillies and .443 vs. the Reds to raise his career average vs. Cincinnati to .426 . . . at Candlestick, Will hit .339 with 22 HRs . . . led all NL first basemen with 130 double plays . . . **POST-SEASON** — hit safely in each of the first five games of the NLCS and six of the seven . . . had two hits in games #2, 3 and 4 . . . powered a GW, two-run HR off John Tudor in game #2 . . .

PRO CAREER **1986** — made the incredible jump from just 65 games at Single-A ball in 1985 to the Giants' starting first baseman . . . became the 53rd player in ML history and third San Francisco Giant to homer in his first ML at-bat as he connected on his first ML swing off a Nolan Ryan 1-1 pitch April 8 at the Astrodome . . . homered in his first game at Candlestick April 15 off Houston's Bob Knepper . . . missed 47 games on the disabled list after hyper-extending his left elbow in a baserunning collision with Expos' Andres Galarraga in Montreal June 3 . . . went to Phoenix for injury rehabilitation (July 7-24) . . . hit .310 in his 64 games after coming off the DL . . . hit ten HRs as a first baseman, one more than the Giants had from all their first basemen in 1985 . . . had arthroscopic surgery to remove bone and cartilage fragments from his left elbow October 7 . . . **1985** — was assigned to Fresno (A) after signing his first professional contract with the Giants June 19 . . . homered with his first swing as a professional June 21 vs. Visalia and hit two homers in his first pro game . . . helped lead the Fresno Giants to the 1985 California League championship . . . played for the Giants entry in the Arizona Instructional League and hit .487 with three HRs and 19 RBIs in 10 games before he was sent home to rest, his first break from baseball in over two solid years . . .

AMATEUR CAREER **1985** — the second of two straight incredible years of baseball for Will . . . named winner of the Golden Spikes Award as the best collegiate baseball player in the country . . . led Mississippi State into the College of World Series after hitting .420 with 25 home runs and 77 RBIs in 65 games . . . set the MSU school record with a career .391 batting average . . . played with Cubs' Rafael Palmeiro and White Sox' Bobby Thigpen at MSU . . . was named to the NCAA All-American team for the second straight year and All-Southeastern Conference team for the third consecutive year . . . **1984** — named NCAA All-American after hitting .386 with 28 HRs and 93 RBIs in 61 games with MSU . . . selected to the United States Olympic team and led that squad on their 35-game U.S. tour prior to the Olympic Games with a .393 average, 13 homers and 35 RBIs . . . in the five games of the 1984 Olympic Games played at Dodger Stadium, Will hit .429 (9-for-21) with three homers and eight RBIs for the silver medalists . . .

PERSONAL 1982 graduate of Jesuit High in New Orleans, same school that produced Rusty Staub . . . set school marks with ten homers and 32 RBIs in his senior year and was named to the High School All-American team . . . has a sister Robin (22) and brother Scott (10) . . . enjoys hunting and fishing . . . single . . . resides in New Orleans.

William Nuschler Clark, Jr.

Year	Club	AVG.	G	AB	R	H	2B	3B	HR	RBI	BB	SO	SB
1985	Fresno	.309	65	217	41	67	14	0	10	48	62	46	11
1986	San Francisco	.287	111	408	66	117	27	2	11	41	34	76	4
	Phoenix	.250	6	20	3	5	0	0	0	1	4	2	1
1987	San Francisco	.308	150	529	89	163	29	5	35	91	49	98	5
M.L.	Totals	.299	261	937	155	280	56	7	46	132	83	174	9

GW-RBIs: Career Total (19); 1987 (11); 1986 (8)

LEAGUE CHAMPIONSHIP SERIES RECORD

Year	Club	AVG.	G	AB	R	H	2B	3B	HR	RBI	BB	SO	SB
1987	S.F. vs. St. L.	.360	7	25	3	9	2	0	1	3	3	6	1

CAREER HOME RUNS BY BALL PARK

All	Chi	Cin	Hou	LA	Mon	NY	Phi	Pit	STL	SD	SF
3	0	4	3	1	0	1	0	2	0	3	29

CAREER vs. THE NATIONAL LEAGUE

	AVG.	AB	H	HR	RBI		AVG.	AB	H	HR	RBI
Atlanta	.337	92	31	5	16	Chicago	.193	57	11	1	3
Cincinnati	.426	101	43	10	28	Montreal	.235	81	19	3	10
Houston	.287	108	31	9	19	New York	.264	87	23	3	9
Los Angeles	.254	118	30	3	12	Philadelphia	.366	71	26	2	9
San Diego	.333	105	35	3	9	Pittsburgh	.270	63	17	3	8
S.F.	—	—	—	—	—	St. Louis	.259	54	14	4	9
N.L. WEST	.324	524	170	30	84	N.L. EAST	.266	413	110	16	48

1987 BATTING BREAKDOWN

	AVG.	AB	H	HR	RBI		AVG.	AB	H	HR	RBI
Season	.308	529	163	35	91	Vs. Atl.	.310	58	18	4	9
Candlestick	.339	274	93	22	54	Cin.	.443	61	27	9	23
Road	.275	255	70	13	37	Hou.	.277	65	18	7	14
Day	.362	210	76	19	48	L.A.	.250	64	16	1	7
Night	.273	319	87	16	43	S.D.	.323	62	20	2	6
Vs. RHP	.303	357	108	28	57	N.L. WEST	.319	310	99	23	59
Vs. LHP	.320	172	55	7	34						
April	.266	79	21	3	7	Chi.	.182	33	6	0	1
May	.343	70	24	6	13	Mon.	.268	41	11	2	4
June	.354	99	35	5	18	N.Y.	.289	45	13	3	7
July	.242	91	22	4	13	Phi.	.516	31	16	1	5
August	.286	98	28	9	19	Pit.	.289	38	11	2	6
Sept.-Oct.	.359	92	33	8	21	St. L.	.226	31	7	4	9
Before ASB	.310	290	90	15	40	N.L. EAST	.292	219	64	12	32
After ASB	.305	239	73	20	51						

CLARK'S CAREER TRANSACTIONS

- Selected by Kansas City in 4th round of June, 1982 draft.
- Selected by San Francisco in 1st round (2nd player selected) in June, 1985 draft; signed by scout Ken Parker.
- On disabled list, June 5-July 24, 1986 with a hyper-extended left elbow (included rehabilitation assignment to Phoenix, July 7-23).

WILL CLARK'S CAREER HIGHS

MOST HITS: 4, April 28, 1986 vs. St. Louis.
MOST RBIs: 4, (3 times) — last: September 16, 1987 vs. Houston.
MOST HOME RUNS: 2, (5 times) — last: October 4, 1987 vs. Atlanta (Pete Smith).
CAREER GRAND SLAMS: None.
LONGEST HITTING STREAK: 11, June 27-July 8, 1987.
MOST STOLEN BASES: 1, (9 times) — last: October 2, 1987 vs. Atlanta.



DENNIS COOK (LHP)

BIRTHDATE: October 4, 1962
1988 OPENING DAY AGE: 25
BIRTHPLACE: Dickinson, Texas
BATS: Left **THROWS:** Left
HEIGHT: 6-3 **WEIGHT:** 185
M.L. SERVICE: None
HOW OBTAINED: Giants #18 selection in June, 1985 Draft
CONTRACT STATUS: Signed through 1988

1987 SEASON spent the first three months of the year at Shreveport and was named the Texas League's Pitcher of the Year, despite his promotion to Phoenix in July . . . selected to the Texas League and *Baseball America's* Class-AA All-Star teams, posting a brilliant 9-2, 2.13 mark in 16

COOK *continued*

starts . . . was 4-0, 1.62 through his first five starts, including a four-hit shutout vs. Tulsa April 19 . . . also was involved in four combined shutouts . . . allowed just one home run in 105.2 innings . . . posted a 4-1, 2.87 mark in six June starts before moving on to Phoenix . . . made 11 starts with the Firebirds, including a complete game . . .

PRO CAREER. **1986**—led the Fresno staff with a career-high 12 wins and the California League with 173 strikeouts . . . also led his club with 25 starts and 170 innings (third in CL) . . . finished fifth in the CL with his 12 wins . . . averaged better than a strikeout per inning . . . **1985**—was converted from an outfielder/relief pitcher during his college career into a starting pitcher in his first professional season at Clinton . . . was 5-4, 3.36 in 13 of his starts at Clinton . . .

PERSONAL. played baseball, basketball and football at Dickinson (Texas) High . . . graduated in 1981 . . . attended Angelina Junior College for two years before moving on to the University of Texas . . . named to the All-Southwest Conference Team as an outfielder both years at Texas (1984-85) . . . along with the Rangers' Greg Swindell and the Phillies' Bruce Ruffin, Dennis helped lead the Longhorns to the College World Series in 1985 and was selected to the All CWS Team in 1985 . . . hobbies are hunting and fishing . . . single . . . resides in Dickinson, Texas.

Dennis Bryan Cook

Year	Club	W-L	ERA	G	GS	CG	SHO	SV	IP	H	R	ER	BB	SO
1985	Clinton	5-4	3.36	13	13	1	0	0	83.0	74	35	31	2	40
1986	Fresno	12-7	3.97	27	25	2	1	1	170.0	141	92	75	100	173
1987	Shreveport	9-2	2.13	16	16	1	1	0	105.2	94	32	25	20	98
	Phoenix	2-5	5.23	12	11	1	0	0	62.0	72	45	36	26	24

COOK'S CAREER TRANSACTIONS

— Selected by San Francisco in 18th round of June, 1985 draft; signed by scout Andy Korenek.



KELLY DOWNS (RHP)

NICKNAME: K.D.

BIRTHDATE: October 25, 1960

1988 OPENING DAY AGE: 27

BIRTHPLACE: Ogden, Utah

BATS: Right **THROWS:** Right

HEIGHT: 6-4 **WEIGHT:** 200

M.L. SERVICE: 1 year, 70 days

HOW OBTAINED: Acquired from the Philadelphia Phillies with pitcher George Riley for Al Oliver and Renie Martin, September 1, 1984

CONTRACT STATUS: Signed through 1988

1987 SEASON. was the mainstay of the Giants rotation in the first half, posting an 8-4, 3.64 mark in 18 starts with three shutouts prior to the break . . . finished tied for third in the NL with three shutouts, 12th with a 3.63 ERA and 137 strikeouts . . . was moved to the bullpen after the acquisition of Rick Reuschel August 21 . . . tossed his first ML shutout, a three-hit, 1-0 gem at San Diego April 15 . . . blanked the Padres again 1-0, June 11 at Candlestick . . . hurled a five-hit shutout of the Expos May 31 at Candlestick . . . picked up his tenth win in his first ML relief appearance at Montreal August 23 . . . earned his first career save with 3.2 scoreless innings September 5 vs. Philadelphia . . . was 4-0, 0.87 in four starts vs. the Padres . . . was 1-1, 1.96 in his 13 relief appearances . . . **POST-SEASON**—made one relief appearance in the NLCS, hurling 1.1 scoreless innings in game #7 . . .

PRO CAREER 1986—turned in an impressive rookie season following his July 27 recall from Phoenix, where he posted an 8-5, 3.42 record . . . was recalled the same day his wife Shelley gave birth to their first child, Danielle . . . made 14 strong starts with the Giants, allowing less than four runs in 13 starts . . . was a victim of lack of support, as the Giants scored only 24 runs in his 14 starts while he was in the game (1.7 per game average) . . . made his ML debut in Los Angeles July 29, suffering a 2-1 loss to Fernando Valenzuela . . . picked up his first ML win August 27 vs. Montreal, 3-2 . . . was 4-0, 1.81 in his last eight starts . . . tossed his first complete game in his final start October 3 at Los Angeles, a seven-hit, 8-2 win . . . **1985**—split the season as a starter and reliever at Phoenix . . . won four straight as a starter from July 4-24, including a three-hit shutout vs. Hawaii on July 14 . . . had his record at 8-5 at one point . . . **1984**—spent his second full season with the Phillies' Triple-A club at Portland, before being traded to the Giants after the season . . . **1983**—tied for the Pacific Coast League lead in games started with 29 . . . **1982**—finished fifth in the American Association in innings pitched (156.2) . . . **1981**—tied for second in the Carolina League with 13 wins and nine complete games, third with 175 innings and fourth with a 2.98 ERA . . . Carolina League All-Star . . .

PERSONAL played baseball, basketball and golf at Viewmont High School in Bountiful, Utah . . . named All-State and starting pitcher in Utah's annual High School All-Star Game in his senior year . . . was second team All-State in basketball . . . graduated in 1979 . . . his brother, Dave Downs, pitched for the Phillies in 1972 . . . hobbies include hunting, fishing and snowmobiling . . . married (Shelley Greene, December 29, 1979) . . . one daughter (Danielle, July 27, 1986) . . . lives in Centerville, Utah.

Kelly Robert Downs

Year	Club	W-L	ERA	G	GS	CG	SHO	SV	IP	H	R	ER	BB	SO
1980	Spartanburg	5-7	2.60	14	12	4	1	0	90.0	85	41	26	17	40
1981	Peninsula	13-7	2.98	25	25	9	2	0	175.0	176	79	58	35	124
1982	Oklahoma City	2-15	5.34	32	25	5	0	1	156.2	182	116	93	72	70
1983	Portland	9-13	4.46	29	29	5	1	0	159.1	186	98	79	61	71
1984	Portland	7-12	5.30	30	25	5	0	0	163.0	166	106	96	65	104
1985	Phoenix	9-10	4.01	37	19	2	1	1	137.0	138	69	61	56	109
1986	Phoenix	8-5	3.42	18	18	4	0	0	108.0	116	54	41	28	68
	San Francisco	4-4	2.75	14	14	1	0	0	88.1	78	29	27	30	64
1987	San Francisco	12-9	3.63	41	28	4	3	1	186.0	185	83	75	67	137
M.L. Totals		16-13	3.35	55	42	5	3	1	274.1	263	112	102	97	201

M.L. Batting	AVG.	AB	H	2B	3B	HR	RBI
—1987	.143	56	8	1	0	0	6
—Lifetime	.153	85	13	1	0	0	6

Last Home Run: None GW-RBIs: Career Totals (1)

LEAGUE CHAMPIONSHIP SERIES RECORD

Year	Club	W-L	ERA	G	GS	CG	SHO	SV	IP	H	R	ER	BB
1987	S.F. vs. St. L.	0-0	0.00	1	0	0	0	0	1.1	1	0	0	0

CAREER vs. THE NATIONAL LEAGUE

	W-L	ERA	G	IP	H	ER		W-L	ERA	G	IP	H	ER
Atlanta	3-2	3.75	7	36.0	34	15	Chicago	1-1	3.86	2	11.2	12	5
Cincinnati	2-1	2.12	7	29.2	25	7	Montreal	3-1	2.57	6	28.0	22	8
Houston	0-1	5.19	5	17.1	25	10	New York	0-2	5.25	5	24.0	29	14
Los Angeles	1-3	4.85	9	39.0	40	21	Philadelphia	0-0	3.18	4	17.0	17	6
San Diego	4-0	0.87	4	31.0	19	3	Pittsburgh	1-2	2.30	4	31.1	28	8
S.F.	—	—	—	—	—	—	St. Louis	1-0	4.82	2	9.1	12	5
N.L. West	10-7	3.29	32	153.0	143	56	N.L. East	6-6	3.41	23	121.1	120	46

KELLY DOWNS' CAREER HIGHS

LOW HIT GAME: 3-hitter, April 15, 1987 at San Diego.
MOST STRIKEOUTS: 8, July 7, 1987 at Pittsburgh
MOST INNINGS PITCHED (STARTER): 9, (4 times) — last: June 11, 1987 vs. San Diego.
MOST INNINGS PITCHED (RELIEVER): 3.2, September 5, 1987 vs. Philadelphia.
LONGEST WINNING STREAK: 6, August 27, 1986-April 27, 1987.
LONGEST LOSING STREAK: 4, July 29-August 23, 1986.

DOWNNS *continued*

1987 PITCHING BREAKDOWN

	W-L	ERA	G	IP	H	ER
Season	12-9	3.63	41	186.0	185	75
Candlestick	5-5	3.48	20	85.1	77	33
Road	7-4	3.75	21	100.2	108	42
Day	6-3	3.62	15	64.2	63	26
Night	6-6	3.63	26	121.2	122	49
Starter	11-8	3.81	28	167.2	171	71
Reliever	1-1	1.96	13	18.1	14	4
April	2-0	3.91	4	25.1	23	11
May	2-2	3.06	6	35.1	34	12
June	2-2	4.88	5	31.1	37	17
July	2-2	3.60	6	35.0	37	14
August	2-2	4.68	7	32.2	37	17
Sept.-Oct.	2-1	1.37	13	26.1	17	4
Before ASB	8-4	3.64	18	113.2	118	46
After ASB	4-5	3.61	23	72.1	67	29

	W-L	ERA	G	IP	H	ER
Vs. All	2-1	5.19	4	17.1	17	10
Cin.	1-0	2.45	4	11.0	7	3
Hou.	0-1	5.19	5	17.1	25	10
L.A.	0-2	7.11	6	19.0	25	15
S.D.	4-0	0.87	4	31.0	19	3
N.L. WEST	7-4	3.86	23	95.2	93	41
Chi.	1-1	3.86	2	11.2	12	5
Mon	2-1	3.46	4	13.0	13	5
N.Y.	0-1	6.08	3	13.1	18	9
Phi	0-0	1.54	3	11.2	9	2
Pit.	1-2	2.30	4	31.1	28	8
St. L.	1-0	4.82	2	9.1	12	5
N.L. EAST	5-5	3.39	18	90.1	92	34

DOWNNS' CAREER TRANSACTIONS

- Selected by Philadelphia in 26th round of June, 1979 draft; signed by scout Scott Reid.
- Traded to San Francisco with George Riley (p) for Al Oliver (if) and a player to be named later (Rene Martin, p), August 20, 1984.



DAVE DRAVECKY (LHP)

BIRTHDATE: February 14, 1956

1988 OPENING DAY AGE: 33

BIRTHPLACE: Youngstown, Ohio

BATS: Right **THROWS:** Left

HEIGHT: 6-1 **WEIGHT:** 200

M.L. SERVICE: 5 years, 116 days

HOW OBTAINED: Acquired from San Diego with Craig Lefferts and Kevin Mitchell for Chris Brown, Keith Comstock, Mark Davis and Mark Grant, July 4, 1987

CONTRACT STATUS: Signed through 1989

1987 SEASON the veteran lefthander enjoyed a fine overall season and was especially tough down the stretch drive for the Giants . . . finished with the eighth best ERA in the NL (3.43) and tied for third with three shutouts . . . started the season in the Padres bullpen, making 19 relief appearances before moving into the San Diego rotation May 13 . . . tossed a five-hit, complete-game 4-1 win June 14 over the Giants at San Francisco . . . was 3-7, 3.76 in 20 games (ten starts) with the Padres . . . made an immediate impact with the Giants following the "Chicago Seven" trade of July 4 . . . won his Giants debut two days later at Pittsburgh . . . he pitched brilliantly with the Giants, posting a 6-2, 2.68 record with three shutouts in his first 13 starts . . . tossed a six-hit, 7-0 shutout vs. Pittsburgh July 21 . . . fired a four-hit, 5-0 blanking of Valenzuela and the Dodgers at Candlestick August 15 . . . also blanked Montreal, 5-0 on five hits August 31 . . . won four straight from August 15-September 5, including a 21.1 scoreless-inning streak (the longest by a Giants pitcher in two years) . . . named NL Player of the Week August 31-September 6 (2-0, 0.63) . . . overall, Dave finished 10-8, 3.35 in his 28 starts, including a 3-0, 2.08 mark in six August starts . . . **POST-SEASON** — as he did for the Padres in 1984, Dave once again pitched brilliantly in the NLCS . . . in game #2, he equalled the LCS record for fewest hits allowed with a two-hit, 5-0 shutout at Busch Stadium, becoming just the fourth pitcher in LCS history to toss a two-hitter . . . suffered the tough, 1-0 loss in game #6 when the only run scored as a result of a fly ball lost in the lights . . . the run is the only tally he has allowed in his 25.2 innings of post-season action . . . it also snapped his LCS record-tying streak of 16 consecutive shutout innings . . .

PRO CAREER Dave's ERA of 3.19 over the last five years is the fifth lowest in the Majors . . . **1986**—started the year quickly with a 1-0 shutout at Los Angeles in his first start . . . fanned a career-high 11 vs. Philadelphia May 21 . . . appeared in just eight games after the break due to a tender left arm . . . did not pitch after August 26 due to a sore arm . . . **1985**—had a superb season, finishing 12th in ERA in the NL and 15th best overall in baseball at 2.93 . . . his ERA was as low as 1.99 on July 5 . . . was 13-10, 2.77 in his 31 starts . . . had a 24 scoreless inning streak in June . . . **1984**—started the year in the bullpen, appearing in 31 relief outings before making the first of 14 starts . . . fired a career-best one-hit, 12-0 shutout vs. Los Angeles July 30, allowing just a 7th inning double to Bill Russell . . . came out of the pen September 20 to earn the save vs. San Francisco in the division clinching game . . . hurled six scoreless innings in three NLCS games and another 4.2 shutout innings in two World Series appearances . . . **1983**—NL All-Star as he finished the first half with a 12-5 record with eight complete games . . . tossed two scoreless innings in the Mid-Summer Classic at Comiskey Park . . . **1982**—got his first taste of ML action after 16 games at Hawaii (AAA) . . . earned his first ML win vs. San Francisco July 4 . . . **1981**—came to the Padres in an April trade with the Pirates . . . was 15-5, 2.67 for Amarillo (AA) and completed 11 of 19 starts . . .

PERSONAL graduated from Boardman (Ohio) High in 1974 where he played baseball and basketball . . . went to college in his hometown, attending Youngstown State University . . . his uncle Andy Dravecky was a catcher in the Pirates organization . . . married (Jan Roh, August 7, 1981) . . . one daughter (Tiffany, June 6, 1982) and one son (Jonathon, January 8, 1985) . . . resides in San Diego, California.

David Francis Dravecky

Year	Club	W-L	ERA	G	GS	CG	SHO	SV	IP	H	R	ER	BB	SO
1978	Charleston	4-2	4.15	20	4	1	0	1	52.0	54	30	24	32	31
1979	Buffalo	6-7	4.26	35	13	1	1	2	114.0	125	71	54	59	81
1980	Buffalo	13-7	3.35	27	21	8	0	0	161.0	165	76	60	60	64
1981	Amarillo	15-5	2.67	30	19	11	4	2	172.0	157	69	51	45	141
1982	Hawaii	4-1	2.48	16	1	0	0	1	36.0	28	15	10	14	26
	San Diego	5-3	2.57	31	10	0	0	2	105.0	86	37	30	33	59
1983	San Diego	14-10	3.58	28	28	9	1	0	183.2	181	78	73	44	74
1984	San Diego	9-8	2.93	50	14	3	2	8	156.2	125	53	51	51	71
1985	San Diego	13-11	2.93	34	31	7	2	0	214.2	200	79	70	57	105
1986	San Diego	9-11	3.07	26	26	3	1	0	161.1	149	68	55	54	87
1987	San Diego	3-7	3.76	30	10	1	0	0	79.0	71	39	33	31	60
	San Francisco	7-5	3.20	18	18	4	3	0	112.1	115	43	40	33	78
M.L.	Totals	60-55	3.13	217	137	27	9	10	1012.1	927	397	352	303	534

M.L. Batting	AVG.	AB	H	2B	3B	HR	RBI
-1987	.143	56	8	1	0	0	0
-Lifetime	.120	300	36	6	1	1	14

Last Home Run: April 16, 1986 vs. Los Angeles (Dennis Powell) **GW-RBIs:** Career Totals (2)

LEAGUE CHAMPIONSHIP SERIES RECORD

Year	Club	W-L	ERA	G	GS	CG	SHO	SV	IP	H	R	ER	BB	SO
1984	S.D. vs. Chi	0-0	0.00	3	0	0	0	0	6.0	2	0	0	0	5
1987	S.F. vs. St.L.	1-1	0.60	2	2	1	1	0	15.0	7	1	1	4	14
LCS	Totals	1-1	0.43	5	2	1	1	0	21.0	9	1	1	4	19

WORLD SERIES RECORD

Year	Club	W-L	ERA	G	GS	CG	SHO	SV	IP	H	R	ER	BB	SO
1984	S.D. vs. Det.	0-0	0.00	2	0	0	0	0	4.2	3	0	0	1	5

CAREER VS. THE NATIONAL LEAGUE

	W-L	ERA	G	IP	H	ER		W-L	ERA	G	IP	H	ER
Atlanta	3-5	3.50	19	72.0	61	28	Chicago	4-3	3.74	16	67.1	71	28
Cincinnati	6-5	3.07	23	114.1	99	39	Montreal	7-5	3.11	22	101.1	99	35
Houston	7-5	3.04	20	112.2	108	38	New York	2-5	4.44	11	46.2	44	23
Los Angeles	7-10	3.68	29	134.2	119	55	Philadelphia	4-4	2.01	12	58.1	47	13
San Diego	0-0	6.75	1	4.0	7	3	Pittsburgh	4-4	2.77	18	94.1	81	29
San Francisco	11-6	2.12	29	123.1	106	29	St. Louis	5-3	3.44	17	83.2	85	32
N.L. WEST	34-31	3.08	121	561.0	500	192	N.L. EAST	26-24	3.19	96	451.2	427	160

DRAVECKY *continued*

1987 PITCHING BREAKDOWN

	W-L	ERA	G	IP	H	ER
Season	10-12	3.43	48	191.1	186	73
Home	6-6	2.92	26	101.2	89	33
Road	4-6	4.01	22	89.2	97	40
Day	5-1	1.66	13	54.1	43	10
Night	5-11	4.14	35	137.0	143	63
Starter	10-8	3.35	28	166.2	160	62
Reliever	0-4	4.01	20	24.2	26	11
April	0-3	4.80	13	15.0	21	8
May	1-2	4.39	11	26.2	23	13
June	2-2	2.89	6	37.1	27	12
July	2-2	3.49	6	38.2	37	15
August	3-0	2.08	6	43.1	43	10
Sept.-Oct.	2-3	4.45	6	30.1	35	15
Before ASB	4-7	3.90	32	90.0	85	39
After ASB	6-5	3.02	16	101.1	101	34

	W-L	ERA	G	IP	H	ER
Vs. Atl.	0-1	6.75	1	4.0	4	3
Cin.	0-3	7.82	5	12.2	17	11
Hou.	2-1	2.70	5	33.1	29	10
L.A.	1-2	3.28	7	24.2	19	9
S.D.	0-0	6.75	1	4.0	7	3
S.F.	1-2	1.86	6	19.1	17	4
N.L. WEST	4-9	3.67	25	98.0	93	40
Chi.	0-1	5.23	4	10.1	10	6
Mon.	2-1	5.14	4	21.0	28	12
N.Y.	1-0	2.70	2	10.0	7	3
Phi.	1-1	1.20	3	15.0	14	2
Pit.	2-0	1.71	5	21.0	15	4
St. L.	0-0	3.38	5	16.0	19	6
N.L. EAST	6-3	3.18	23	93.1	93	33

DRAVECKY'S CAREER TRANSACTIONS

- Selected by Pittsburgh in 21st round of June, 1978 draft; signed by scout Jon Neiderer.
- Traded to San Diego for Bobby Mitchell (of), April 5, 1981.
- Traded to San Francisco with Craig Lefferts (p) and Kevin Mitchell (if) for Chris Brown (if), Keith Comstock (p), Mark Davis (p) and Mark Grant (p), July 4, 1987.

DAVE DRAVECKY'S CAREER HIGHS

- LOW-HIT GAME:** 1-hitter, July 30, 1984 at Los Angeles (with San Diego).
- MOST STRIKEOUTS:** 11, May 21, 1986 vs. Philadelphia (with San Diego).
- MOST INNINGS PITCHED—STARTER:** 11, June 18, 1983 vs. Houston (with San Diego).
- MOST INNINGS PITCHED—RELIEVER:** 4.2, July 15, 1982 vs. Houston (with San Diego).
- LONGEST WINNING STREAK:** 5, April 16-May 13, 1983 (with San Diego).
- LONGEST LOSING STREAK:** 4, (twice)—last: August 26, 1986-April 13, 1987 (with San Diego).



ANGEL ESCOBAR (IF)

- BIRTHDATE:** May 12, 1965
- 1988 OPENING DAY AGE:** 22
- BIRTHPLACE:** La Sabana, Vargas, Venezuela
- BATS:** Both **THROWS:** Right
- HEIGHT:** 6-1 **WEIGHT:** 160
- M.L. SERVICE:** None
- HOW OBTAINED:** Signed as a free agent, June 10, 1982
- CONTRACT STATUS:** Signed through 1988

1987 SEASON the switch-hitting shortstop has progressed a level in each of his five years in the Giants organization, working his way up to Phoenix last year . . . set career marks with eight triples, 50 RBIs, 73 walks and a .372 on base percentage . . . led all Pacific Coast League shortstops in games (127), putouts (200), assists (378) and errors (39) . . . drove in 18 runs in 31 games during May . . . hit .287 during June-July . . .

PRO CAREER **1986**—set career highs in average (.276), games (131) and hits (121) . . . led the Texas League with 11 sacrifice bunts and was third in games played . . . hit in 11 straight from June 14-26 at a .409 clip (18-for-44) . . . finished second among TL shortstops with 565 total chances and 76 double plays . . . **1985**—was the regular shortstop for the California League champion Fresno Giants . . . hit .251 (26 points higher than the previous year) and stole a career-high 18 bases . . . **1984**—led all Midwest League shortstops in double plays with 71 in just 99 games . . .

PERSONAL attended Rafael Seijas High School . . . played baseball in high school before signing as a 17-year-old . . . enjoys playing all other sports . . . single . . . resides in Caricuao, Caracas, Venezuela.

Angel Ruben Escobar

Year	Club	AVG.	G	AB	R	H	2B	3B	HR	RBI	BB	SO	SB
1983	Great Falls	.211	44	109	15	23	3	1	0	6	8	27	5
1984	Clinton	.225	99	311	47	70	16	2	2	25	57	89	15
1985	Fresno	.251	109	386	62	97	13	2	1	34	59	57	18
1986	Shreveport	.276	131	439	58	121	14	4	2	46	60	60	15
1987	Phoenix	.264	131	435	68	115	13	8	2	50	73	59	11

ESCOBAR'S CAREER TRANSACTIONS

— Signed as a free agent by San Francisco on June 10, 1982 by scout Nino Escalera.



DEAN FREELAND (RHP)

BIRTHDATE: February 25, 1965

1988 OPENING DAY AGE: 23

BIRTHPLACE: Milwaukee, Wisconsin

BATS: Right **THROWS:** Right

HEIGHT: 6-0 **WEIGHT:** 180

M.L. SERVICE: None

HOW OBTAINED: Acquired from the Milwaukee Brewers with pitcher Eric Pilkington for Rob Deer, December 18, 1985

CONTRACT STATUS: Signed through 1988

1987 SEASON the hard-throwing right hander was one of the mainstays of Shreveport's rotation . . . set career marks with 12 wins and a 3.27 ERA, fifth best in the Texas League . . . had his record at 11-3 with a 2.56 ERA through his first 17 starts . . . had his best month in June, posting a 4-0, 1.95 mark in five starts . . . had a six-game winning streak from June 8-July 10 during which time he lowered his ERA from 3.22 to 2.56 . . . struck out ten in seven innings in a win at El Paso July 10 . . .

PRO CAREER **1986**—despite missing the last month due to his promotion to Shreveport, he still led the Clinton staff with a 2.85 ERA (sixth best in the Midwest League), six complete games, 142 innings pitched and 129 strikeouts . . . had the lowest batting average against among all ML starters with a .198 mark . . . tossed a two-hit, 2-0 shutout over Waterloo May 7 . . . at Shreveport, he made seven starts and was 1-0, 1.29 in his last four games . . . **1985**—split the year between the Brewers' clubs at Helena (Rookie) and Beloit (A) . . . **1984**—finished second in the Appalachian League with a 2.04 ERA in ten games at Paintsville . . .

PERSONAL graduated from Kettle Moraine High (Wales, WI) in 1983 . . . attended the University of Wisconsin . . . single . . . resides in Delafield, Wisconsin.

Dean Emmons Freeland

Year	Club	W-L	ERA	G	GS	CG	SHO	SV	IP	H	R	ER	BB	SO
1984	Paintsville	5-2	2.04	10	9	0	0	0	62.0	50	24	14	27	51
1985	Helena	4-6	3.84	13	13	1	0	0	84.0	81	54	36	36	60
	Beloit	1-6	6.47	12	1	0	0	0	64.0	78	53	46	33	37
1986	Clinton	7-7	2.85	20	20	6	2	0	142.0	101	53	45	76	129
	Shreveport	1-2	3.78	7	7	0	0	0	33.1	31	21	14	13	21
1987	Shreveport	12-9	3.27	26	26	1	0	0	151.1	153	67	55	76	109

FREELAND'S CAREER TRANSACTIONS

— Signed as a free agent by Milwaukee on August 12, 1983 by scout Dan Duquette.
 — Traded to San Francisco with Eric Pilkington (p) for Rob Deer (of), December 18, 1985.



PHIL GARNER (IF)

BIRTHDATE: April 30, 1949

1988 OPENING DAY AGE: 38

BIRTHPLACE: Jefferson City, Tennessee

BATS: Right **THROWS:** Right

HEIGHT: 5-10 **WEIGHT:** 175

M.L. SERVICE: 13 years, 89 days

HOW OBTAINED: Signed as a free agent, January 28, 1988

CONTRACT STATUS: Signed through 1988

1987 SEASON. split the season between the Astros and Dodgers and was used sparingly by both clubs . . . made just 62 starts all year . . . began the season quickly with Houston, hitting .310 with ten RBIs through his first 12 games . . . drove in three runs at Cincinnati April 19 . . . made 29 starts, all at third base, with the Astros . . . was traded to Los Angeles for Jeff Edwards (lhp), June 19 . . . during the season, he played 14 games at second, 82 at third and two at shortstop . . .

PRO CAREER. **1986**—platooned at third base with Denny Walling for the Astros . . . hit .333 in April and won NL Player of the Week honors, April 14-20 . . . drove in 31 of his 41 RBIs prior to the All-Star break . . . hit his third career grand slam off the Giants' Jeff Robinson at the Dome June 14, it was also his 100th career HR . . . hit safely in two of his three LCS games with two RBIs vs. the Mets . . . **1985**—led Houston with ten triples and nine GW-RBIs . . . hit .467 as a pinch-hitter (7-for-15) . . . **1983**—first full season at third base for Houston and responded with 14 HRs, the second highest total of his career . . . **1982**—set career highs with 161 hits and 83 RBIs in his first full season with Houston . . . **1981**—selected to his third All-Star game . . . traded to Houston August 31 for the stretch drive . . . played in all five games of the divisional series vs. Los Angeles . . . **1980**—NL All-Star led second basemen in assists (499), total chances (869) and double plays (116) . . . **1979**—hit a career-high .293 for the World Champion Pirates . . . batted .417 during the NLCS and tied a seven-game World Series record with a .500 average . . . hit safely in all ten post-season games . . . **1978**—became the first NL player to hit grand slams in consecutive games since 1901 with clouts September 14-15 vs. St. Louis (Bob Forsch) and Montreal (Woodie Fryman) . . . **1977**—hit a career-high 17 home runs and 35 doubles for the Pirates after joining the team in a nine-player deal with Oakland, March 15 . . . **1976**—AL All-Star with Oakland . . . was second in AL with 12 triples and led second basemen with 865 total chances . . . **1975**—appeared in the first of three LCS, with Oakland vs. Boston . . . **1974**—hit .330 and was a PCL All-Star before joining the A's in September . . . **1973**—led PCL third basemen in putouts, assists and double plays . . .

PERSONAL. graduated from Beardon High in Knoxville, Tennessee . . . received a B.S. Degree in Business from the University of Tennessee in 1973 . . . earned All-SEC honors for two years and was NCAA All-American in 1970 . . . led the NCAA with 12 homers in 1969 and led the SEC with 35 RBIs in 34 games in 1970 . . . married (Carol Pulliam, April 11, 1971) . . . three children: Eric (July 21, 1975); Bethany (August 19, 1977); and Ty (February 5, 1979) . . . resides in Kingwood, Texas.

Phillip Mason Garner

Year	Club	AVG.	G	AB	R	H	2B	3B	HR	RBI	BB	SO	SB
1971	Burlington	.278	116	439	73	122	22	4	11	70	49	73	8
1972	Birmingham	.280	71	264	45	74	10	6	12	40	27	43	3
	Iowa	.243	70	247	33	60	18	4	9	22	30	73	7
1973	Tucson	.289	138	516	87	149	23	12	14	73	72	90	3
	Oakland	.000	9	5	0	0	0	0	0	0	0	3	0
1974	Tucson	.330	96	388	78	128	29	10	11	51	53	58	8
	Oakland	.179	30	28	4	5	1	0	0	1	1	5	1
1975	Oakland	.246	160+	488	46	120	21	5	6	54	30	65	4
1976	Oakland	.261	159	555	54	145	29	12	8	74	36	71	35
1977	Pittsburgh	.260	153	585	99	152	35	10	17	77	55	65	32
1978	Pittsburgh	.261	154	528	66	138	25	9	10	66	66	71	27
1979	Pittsburgh	.293	150	549	76	161	32	8	11	59	55	74	17
1980	Pittsburgh	.259	151	548	62	142	27	6	5	58	46	53	32
1981	Pittsburgh	.254	56	181	22	46	6	2	1	20	21	21	4
	Houston	.239	31	113	13	27	3	1	0	6	15	11	6
1982	Houston	.274	155	588	65	161	33	8	13	83	40	92	24
1983	Houston	.238	154	567	76	135	24	2	14	79	63	84	18
1984	Houston	.278	128	374	60	104	17	6	4	45	43	63	3
1985	Houston	.268	135	463	65	124	23	10	6	51	34	72	4
1986	Houston	.265	107	313	43	83	14	3	9	41	30	45	12
1987	Houston	.223	43	112	15	25	5	0	3	15	8	20	1
	Los Angeles	.190	70	126	14	24	4	0	2	8	20	24	5
N.L.	Totals	.262	1487	5047	676	1322	248	65	95	608	496	695	185
A.L.	Totals	.251	358	1076	104	270	51	17	14	129	67	144	40
M.L.	Totals	.260	1845	6123	780	1592	299	82	109	737	563	839	225

GW-RBIs: Career Total (59); 1987 (4); 1986 (5); 1985 (9); 1984 (9); 1983 (10); 1982 (15); 1981 (4); 1980 (3)

ALL-STAR GAME RECORD

Year	Club, Site	AVG.	G	AB	R	H	2B	3B	HR	RBI	BB	SO	SB
1976	A.L., Philadelphia	.000	1	1	0	0	0	0	0	0	0	0	0
1980	N.L., Los Angeles	.500	1	2	1	1	0	0	0	0	1	1	1
1981	N.L., Cleveland	.000	1	0	0	0	0	0	0	0	0	0	0
A.S.G.	Totals	.333	3	3	1	1	0	0	0	0	1	1	1

DIVISION SERIES RECORD

Year	Club	AVG.	G	AB	R	H	2B	3B	HR	RBI	BB	SO	SB
1981	Hou. vs. L.A.	.111	5	18	1	2	0	0	0	0	3	3	0

LEAGUE CHAMPIONSHIP SERIES RECORD

Year	Club	AVG.	G	AB	R	H	2B	3B	HR	RBI	BB	SO	SB
1975	Oak vs. Bos.	.000	3	5	0	0	0	0	0	0	0	1	0
1979	Pit. vs. Cin.	.417	3	12	4	5	0	1	1	1	1	0	0
1986	Hou. vs. N.Y.	.222	3	9	1	2	1	0	0	2	1	2	0
LCS	Totals	.269	9	26	5	7	1	1	1	3	2	3	0

WORLD SERIES RECORD

Year	Club	AVG.	G	AB	R	H	2B	3B	HR	RBI	BB	SO	SB
1979	Pit. vs. Bal.	.500	7	24	4	12	4	0	0	5	3	1	0

CAREER HOME RUNS BY BALL PARK

@ All	@ Chi	@ Cin	@ Hou	@ LA	@ Mon	@ NY	@ Phi	@ Pit	@ STL	@ SD	@ SF
2	7	8	15	2	7	4	5	26	5	7	7

CAREER vs. THE NATIONAL LEAGUE

	AVG.	AB	H	HR	RBI		AVG.	AB	H	HR	RBI
Allianta	.261	452	118	6	48	Chicago	.262	470	123	10	62
Cincinnati	.262	481	126	13	69	Montreal	.246	476	117	11	45
Houston	.277	173	48	4	16	New York	.276	435	120	6	48
Los Angeles	.240	521	125	5	52	Philadelphia	.289	478	138	7	57
San Diego	.257	440	113	8	54	Pittsburgh	.240	183	44	5	25
S.F.	.282	478	135	9	67	St. Louis	.250	460	115	11	65
N.L. WEST	.261	2545	665	45	306	N.L. EAST	.263	2502	657	50	302

PHIL GARNER'S CAREER HIGHS

- MOST HITS:** 5, June 19, 1979 at San Francisco (with Pittsburgh)
- MOST RBIs:** 4, (10 times)—last, June 14 vs. San Francisco (with Houston).
- MOST HOME RUNS:** 2, (twice)—last, April 15 at San Francisco (with Houston).
- CAREER GRAND SLAMS:** 3—last, June 14, 1986 vs. San Francisco (with Houston)
- LONGEST HITTING STREAK:** 14, (twice)—last, September 19-30, 1979 (with Pittsburgh)
- MOST STOLEN BASES:** 3, August 21, 1977 vs. San Francisco (with Pittsburgh)

GARNER *continued*

1987 BATTING BREAKDOWN

	AVG.	AB	H	HR	RBI		AVG.	AB	H	HR	RBI
Season	.206	238	49	5	23	vs. Atl.	.316	19	6	0	4
Home	.198	111	22	0	6	Cin.	.273	22	6	1	4
Road	.213	127	27	5	17	Hou.	.067	15	1	0	0
Day	.212	85	18	1	10	L.A.	.304	23	7	1	3
Night	.203	153	31	4	13	S.D.	.222	9	2	0	0
Vs. RHP	.177	96	17	1	3	S.F.	.241	29	7	1	3
Vs. LHP	.225	142	32	4	16	N.L. WEST	.248	117	29	3	14
April	.292	48	14	2	10	Chi.	.059	17	1	0	1
May	.176	51	9	1	4	Mon.	.103	29	3	1	2
June	.120	25	3	0	1	N.Y.	.182	11	2	0	0
July	.207	29	6	1	2	Phi.	.273	22	6	0	1
August	.171	41	7	0	2	Pit.	.154	13	2	0	2
Sept.-Oct.	.227	44	10	1	4	St. L.	.207	29	6	1	3
Before ASB	.203	138	28	4	17	N.L. EAST	.165	121	20	2	9
After ASB	.210	100	21	1	6						

GARNER'S CAREER TRANSACTIONS

- Selected by Montreal in 8th round of June, 1970 draft.
- Selected by Oakland in 1st round (secondary phase) of January, 1971 draft. Signed by George Bradley.
- Traded to Pittsburgh with Tommy Helms (if) and Chris Batton (p) for Doc Medich (p), Dave Giusti (p), Rick Langford (p), Doug Bair (p), Mitchell Page (of) and Tony Armas (of), March 15, 1977.
- On disabled list, April 2-23, 1981.
- Traded to Houston for Johnny Ray (if), Kevin Houston (of) and Randy Niemann (p), August 31, 1981.
- Granted free agency, November 12, 1986; re-signed with Houston January 8, 1987.
- Traded to Los Angeles for Jeff Edwards (lhp), June 19, 1987.
- Granted free agency, November 2, 1987; signed with San Francisco, January 26, 1988.

1988 MILESTONES

BOB BRENLY NEEDS:

- 15 home runs for 100

BRETT BUTLER NEEDS:

- 111 games for 1000
- 99 hits for 1000

SCOTT GARRELTS NEEDS:

- 12 saves to move into 5th place on all-time Giants list
- 90 strikeouts for 500

ATLEE HAMMAKER NEEDS:

- 29 strikeouts for 500

MIKE KRUKOW NEEDS:

- 115 strikeouts for 1500
- 161 strikeouts to move into 5th place on the S.F. list

MIKE LaCOSS NEEDS:

- 150 innings for 1500

CRAIG LEFFERTS NEEDS:

- 13.2 innings for 500

JEFFREY LEONARD NEEDS:

- 7 games for 1000
- 51 hits for 1000
- 9 RBIs for 500
- 22 stolen bases to move into 3rd place on the S.F. list

CANDY MALDONADO NEEDS:

- 140 hits for 500
- 1 home run for 50

JOE PRICE NEEDS:

- 8 strikeouts for 500

RICK REUSCHEL NEEDS:

- 25 wins for 200
- 30 games for 500
- 7 complete games for 100
- 1.1 innings for 3000
- 41 strikeouts for 1800

CHRIS SPEIER NEEDS:

- 87 hits for 1800
- 98 games to move into 5th place on the S.F. list

JOSE URIBE NEEDS:

- 93 games for 500



SCOTT GARRELTS (RHP)

NICKNAME: Scotty

BIRTHDATE: October 30, 1961

1988 OPENING DAY AGE: 26

BIRTHPLACE: Urbana, Illinois

BATS: Right **THROWS:** Right

HEIGHT: 6-4 **WEIGHT:** 205

M.L. SERVICE: 3 years, 142 days

HOW OBTAINED: Giants #1 selection in June, 1979 Free Agent Draft

CONTRACT STATUS: Signed through 1988

1987 SEASON another impressive season in the bullpen for the hard-throwing righthander . . . finished in double figures in wins (11) and saves (12) for the second straight season . . . has led the staff in saves (with ten or more) in each of the past three seasons . . . led all NL relievers with 127 strikeouts (second in ML, one behind Toronto's Tom Henke) and tied for the league lead with 11 relief wins with Don Robinson . . . held opponents to a .192 batting average against him (best in the NL) and finished with a strike-out ratio of 10.7 per nine innings . . . started quickly with two wins and three saves in his first five appearances April 8-20 . . . posted a 5-1, 2.67 record in 17 appearances from the All-Star break to September 1 . . . was on the verge of earning his 13th save September 1 vs. Montreal, when he broke the tip of his right middle finger fielding a line drive off the bat of Jeff Reed . . . missed 22 games, but was able to make five appearances before the playoffs . . . his 35 career saves rank seventh on the Giants' all-time list . . . **POST-SEASON** — pitched in games #1 & 7 during the NLCS . . . struck out two in one perfect inning of work in game #1 . . .

PRO CAREER in his four-year ML career, he has fanned 410 batters in 466.1 innings (7.9 per nine innings) . . . **1986** — began the year as a starter before being moved back to the bullpen July 6 . . . led the staff in saves (ten) and was second with 13 wins, 3.11 ERA (9th in NL) and 125 strikeouts . . . made 18 starts, posting a 5-7, 3.53 record with two complete games . . . tossed a three-hitter vs. San Diego April 18, winning 6-1 . . . opponents hit .217 against him, the tenth lowest average in the NL . . . posted an 8-2, 2.29 mark with ten saves in his 35 relief appearances . . . was 10-for-16 in save opportunities . . . hit his first ML home run September 5 at Montreal, a three-run shot off Bert Roberge . . . **1985** — only Giant selected to the National League All-Star team . . . led the staff in wins (nine), saves (13) and ERA (2.30) . . . finished third in the league with 74 appearances . . . twice honored as the NL Player of the Week, May 6-12 and July 1-7 . . . became the second reliever in S.F. history to strikeout 100 or more in a season, Mark Davis was the first earlier in 1985 . . . saved 13 of his 19 opportunities . . . opposing hitters hit .203 against him . . . had a 24-inning scoreless streak from May 29-June 30 . . . had a remarkable 0.99 ERA through his first 50 games . . . picked up his first ML save April 14 at Los Angeles . . . **1984** — started season in Phoenix and was recalled May 7 . . . was 2-3, 2.97 in 18 relief games . . . **1983** — threw a no-hitter for Phoenix against Tacoma (August 20) . . . recalled September 1 . . . earned the win in his first ML start, throwing eight innings vs. Atlanta September 7 . . . tossed his only ML shutout, a five-hitter in Houston September 25 . . . **1982** — set a Shreveport record with 159 K's in 151 innings . . . fanned the side against the Dodgers in his October 2 ML debut . . . **1980** — led Midwest League in strikeouts (159) and tied for lead in games started (27) . . .

PERSONAL was 16-4 in his career at Buckley-Loda High in Buckley, Illinois . . . once fanned 22 batters in a seven-inning game (1978) . . . as a senior, he was the school's MVP in baseball, basketball and track . . . graduated in 1979 . . . hobbies are golf, basketball and hunting . . . married (Kathy Mixon, December 18, 1982) . . . resides in Shreveport, Louisiana.

GARRELTS *continued*

Scott William Garrelts

Year	Club	W-L	ERA	G	GS	CG	SHO	SV	IP	H	R	ER	BB	SO
1979	Great Falls	1-4	5.86	8	8	0	0	0	43.0	45	37	28	40	26
1980	Clinton	11-11	3.89	27	27	3	0	0	176.0	155	98	76	149	159
1981	Shreveport	3-8	4.44	14	13	1	0	0	71.0	56	43	35	43	73
1982	Shreveport	9-10	3.81	27	27	8	1	0	151.1	131	76	64	90	159
	San Francisco	0-0	13.50	1	0	0	0	0	2.0	3	3	3	2	4
1983	Phoenix	5-5	4.61	21	20	2	1	0	97.2	86	64	50	81	89
	San Francisco	2-2	2.52	5	5	1	1	0	35.2	33	11	10	19	16
1984	Phoenix	5-7	5.90	21	19	2	1	0	97.2	97	75	64	82	69
	San Francisco	2-3	5.65	21	3	0	0	0	43.0	45	33	27	34	32
1985	San Francisco	9-6	2.30	74	0	0	0	13	105.2	76	37	27	58	106
1986	San Francisco	13-9	3.11	53	18	2	0	10	173.2	144	65	60	74	125
1987	San Francisco	11-7	3.22	64	0	0	0	12	106.1	70	41	38	55	127
M.L.	Totals	37-27	3.18	218	26	3	1	35	466.1	371	190	165	242	410

M.L. Batting	AVG.	AB	H	2B	3B	HR	RBI
-1987	.200	10	2	1	0	0	2
-Lifetime	.181	83	15	3	0	1	8

Last Home Run: September 5, 1986 at Montreal (Bert Roberge) **GW-RBIs:** Career Total (0)

ALL-STAR GAME RECORD

Year	Club, Site	W-L	ERA	G	GS	CG	SHO	SV	IP	H	R	ER	BB	SO
1985	NL, Minnesota													

- Did not pitch -

LEAGUE CHAMPIONSHIP SERIES RECORD

Year	Club	W-L	ERA	G	GS	CG	SHO	SV	IP	H	R	ER	BB	SO
1987	S.F. vs. St. L.	0-0	6.75	2	0	0	0	0	2.2	2	2	2	4	4

CAREER VS. THE NATIONAL LEAGUE

	W-L	ERA	G	IP	H	ER		W-L	ERA	G	IP	H	ER
Atlanta	6-3	4.05	31	60.0	43	27	Chicago	6-1	2.89	16	43.2	25	14
Cincinnati	2-5	3.42	26	47.1	38	18	Montreal	3-2	2.61	14	38.0	27	11
Houston	3-1	2.19	19	49.1	41	12	New York	4-1	2.45	16	29.1	26	8
Los Angeles	3-5	5.04	25	55.1	51	31	Philadelphia	2-2	2.70	15	26.2	23	8
San Diego	1-3	2.38	27	64.1	52	17	Pittsburgh	2-3	4.70	15	23.0	24	12
San Francisco	-	-	-	-	-	-	St. Louis	5-1	2.15	14	29.1	21	7
N.L. WEST	15-17	3.42	128	276.1	225	105	N.L. EAST	22-10	2.84	90	190.0	146	60

CAREER SAVES vs. NL: Atl (6); Chi (1); Cin (4); LA (4); Mon (2); NY (2); Phi (4); Pit (6); StL (1); SD (5).

1987 PITCHING BREAKDOWN

	W-L	ERA	G	IP	H	ER		W-L	ERA	G	IP	H	ER
Season	11-7	3.22	64	106.1	70	38	Vs. Atl.	1-1	4.38	8	12.1	5	6
Candlestick	5-3	3.86	28	42.0	29	18	Cin.	1-2	6.30	8	10.0	10	7
Road	6-4	2.80	36	64.1	41	20	Hou.	0-0	3.24	6	8.1	6	3
Day	6-3	2.72	24	39.2	28	12	L.A.	1-2	7.00	6	9.0	9	7
Night	5-4	3.51	40	66.2	42	26	S.D.	0-0	2.51	8	14.1	10	4
Starter	-	-	-	-	-	-	N.L. WEST	3-5	4.50	36	54.0	40	27
Reliever	11-7	3.22	64	106.1	70	38							
April	3-2	4.12	11	19.2	14	9	Chi.	2-0	0.00	4	7.0	1	0
May	2-1	1.69	10	21.1	15	4	Mon.	0-0	1.80	3	5.0	2	1
June	1-2	3.72	14	19.1	13	8	N.Y.	2-0	0.87	6	10.1	4	1
July	3-2	3.66	12	19.2	12	8	Phi.	1-0	1.23	4	7.1	6	1
August	2-0	2.08	11	17.1	13	4	Pil.	0-1	3.38	5	10.2	8	4
Sept.-Oct.	0-0	5.00	6	9.0	3	5	St. L.	3-1	3.00	6	12.0	9	4
Before ASB	6-6	3.20	41	70.1	49	25	N.L. EAST	8-2	1.89	28	52.1	30	11
After ASB	5-1	3.25	23	36.0	21	13							

GARRELTS' CAREER TRANSACTIONS

- Selected by San Francisco in 1st round (15th player selected) in June, 1979 draft; signed by scout Richard Klaus.
- On disabled list, July 15-August 16, 1981 with tendinitis in right shoulder.
- On disabled list, May 12-June 6, 1983 and July 8-24, 1983 with sore right shoulder.

SCOTT GARRELTS' CAREER HIGHS

- LOW-HIT GAME:** 3-hitter, April 18, 1986 vs. San Diego.
- MOST STRIKEOUTS:** 9, May 13, 1984 vs. Montreal (8 ip in relief); 7, May 22, 1985 at Philadelphia (3 ip in relief).
- MOST INNINGS PITCHED-**
- STARTER:** 9, (4 times)-last: June 11, 1986 vs. Atlanta.
- RELIEVER:** 8, May 13, 1984 vs. Montreal.
- LONGEST WINNING STREAK:** 6, July 4-August 29, 1985.
- LONGEST LOSING STREAK:** 3, June 2-September 19, 1984.



ATLEE HAMMAKER (LHP)

NICKNAME: Hammer

BIRTHDATE: January 24, 1958

1988 OPENING DAY AGE: 30

BIRTHPLACE: Carmel, California

BATS: Both **THROWS:** Left

HEIGHT: 6-2 **WEIGHT:** 200

M.L. SERVICE: 6 years, 57 days

HOW OBTAINED: Acquired from the Kansas City Royals with Renie Martin, Craig Chamberlain and Brad Wellman in exchange for Vida Blue and Bob Tufts, March 30, 1982

CONTRACT STATUS: Signed through 1989

1987 SEASON after missing the entire 1986 season due to his second rotator cuff surgery, Atlee rebounded with a strong performance in 1987 . . . finished tenth in the NL with a 3.58 ERA . . . started the season on the disabled list while still recovering from the surgery . . . spent April with Phoenix and Shreveport on injury rehabilitation . . . was activated April 30 and saw his first action in St. Louis in relief May 4 . . . earned his first win May 9 vs. Pittsburgh with five shutout innings of relief . . . tossed 10.1 shutout relief innings before making his first start at Shea May 17, a 6-4 loss . . . hurled his first complete game in 29 starts (dating back to June 17, 1985) when he won 9-2 vs. Chicago July 18 . . . threw a four-hit, 5-2 complete-game win vs. Cincinnati August 8 . . . in his ten losses, the Giants scored just 19 runs . . . allowed three earned runs or less in 21 of his 27 starts . . . continues to have great success at Candlestick, posting a 9-2, 2.73 record in 16 games at home, including a 7-0 mark in his last ten starts . . . is now 26-10, 2.88 in 60 career games at Candlestick (124 er, 387 ip) . . . **POST-SEASON** — started games #3 & 7 in the NLCS . . . suffered the loss in game #7 to Danny Cox at St. Louis, 6-0 . . .

PRO CAREER **1986** — spent the entire season on the disabled list . . . pitched only one Spring Training game . . . underwent surgery to shave the rotator cuff muscle April 30 (the same surgery that Roger Clemens had in 1985) . . . also had arthroscopic surgery to remove torn cartilage from his left knee July 16 . . . **1985** — turned in a full season after coming back from two arm surgeries in 1984 . . . was 3-6 despite a fine 2.98 ERA through his first 13 starts . . . tossed a four-hit shutout June 17 vs. Cincinnati, winning 4-0 . . . **1984** — an injury-plagued year as he had surgery to repair a torn rotator cuff prior to the season . . . made 1984 debut June 26 . . . made five starts before going on the disabled list (August 4-September 1) with bone spurs in his left arm . . . made one more start before undergoing surgery September 21 to remove the bone spurs . . . **1983** — National League All-Star . . . first Giant to lead the NL in ERA (2.25) since Juan Marichal in 1969 . . . led league in control (1.67 walks per nine innings) . . . fanned career high 14 Astros September 11 . . . was on disabled list from July 26-August 21 . . . **1982** — first season with Giants . . . walked only 28 in 175 innings . . . second on staff in wins (12), complete games (four) and innings (175) . . . **1981** — eighth in the American Association in ERA (3.64) . . . made his ML debut with Kansas City in the second half . . . got first ML win September 15 at California . . . **1980** — second on Jacksonville staff in wins (eight) . . . **1979** — limited to two starts due to a shoulder injury, won both . . .

PERSONAL baseball and basketball star for Mount Vernon High School in Alexandria, Virginia . . . High School All-American in basketball . . . graduated in 1976 and went on to East Tennessee State University on a basketball scholarship . . . pitched three no-hitters in college . . . in 1978 he pitched for the U.S. team in the World Amateur Baseball Tourney in Italy . . . mother is a native of Kyoto, Japan . . . married (Jenny, September 8, 1979) . . . one daughter (Erica) . . . lives in Foster City, California.

HAMMAKER *continued*

Charlton Atlee Hammaker

Year	Club	W-L	ERA	G	GS	CG	SHO	SV	IP	H	R	ER	BB	SO
1979	Sarasota	1-0	1.80	1	1	0	0	0	5.0	3	1	1	1	6
	Fl. Myers	1-0	1.80	1	1	0	0	0	5.0	9	5	1	0	5
1980	Jacksonville	8-9	3.35	20	20	6	1	0	137.0	131	64	51	37	88
1981	Omaha	11-5	3.64	21	21	8	1	0	146.0	147	70	59	40	63
	Kansas City	1-3	5.54	10	6	0	0	0	39.0	44	24	24	12	11
1982	Phoenix	0-1	6.35	1	1	0	0	0	5.2	13	5	4	2	6
	San Francisco	12-8	4.11	29	27	4	1	0	175.0	189	86	80	28	102
1983	San Francisco	10-9	2.25	23	23	8	3	0	172.1	147	57	43	32	127
1984	Phoenix	0-1	4.50	2	2	0	0	0	8.0	14	7	4	2	5
	San Francisco	2-0	2.18	6	6	0	0	0	33.0	32	10	8	9	24
1985	San Francisco	5-12	3.74	29	29	1	1	0	170.2	161	81	71	47	100
1986	San Francisco	(did not play-disabled list)												
1987	Phoenix	1-2	4.15	3	3	0	0	0	17.1	19	9	8	6	8
	Shreveport	0-1	1.29	1	1	0	0	0	7.0	6	2	1	0	3
	San Francisco	10-10	3.58	31	27	2	0	0	168.1	159	73	67	57	107
N.L.	Totals	39-39	3.37	118	112	15	5	0	719.1	688	307	269	173	460
A.L.	Totals	1-3	5.54	10	6	0	0	0	39.0	44	24	24	12	11
M.L.	Totals	40-42	3.48	128	118	15	5	0	758.1	732	331	293	185	471

M.L. Batting	AVG.	AB	H	2B	3B	HR	RBI
-1987	.123	57	7	0	0	0	3
-Lifetime	.099	233	23	0	0	0	7

Last Home Run: None GW-RBIs: Career Total (0)

ALL-STAR GAME RECORD

Year	Club, Site	W-L	ERA	G	GS	CG	SHO	SV	IP	H	R	ER	BB	SO
1983	NL, Chicago (AL)	0-0	94.03	1	0	0	0	0	0.2	6	7	7	1	0

LEAGUE CHAMPIONSHIP SERIES RECORD

Year	Club	W-L	ERA	G	GS	CG	SHO	SV	IP	H	R	ER	BB	SO
1987	S.F. vs. St. L.	0-1	7.88	2	2	0	0	0	8.0	12	7	7	0	7

CAREER VS. THE NATIONAL LEAGUE

	W-L	ERA	G	IP	H	ER		W-L	ERA	G	IP	H	ER
Atlanta	2-2	5.50	10	54.0	68	33	Chicago	4-4	2.31	10	70.0	63	18
Cincinnati	7-3	1.98	14	91.0	65	20	Montreal	4-1	1.50	6	42.0	35	7
Houston	5-9	4.64	16	95.0	100	49	New York	3-4	3.22	10	58.2	61	21
Los Angeles	1-1	2.43	5	37.0	37	10	Philadelphia	6-3	3.21	11	70.0	57	25
San Diego	3-8	4.50	14	82.0	88	41	Pittsburgh	3-1	2.68	8	50.1	43	15
San Francisco	-	-	-	-	-	-	St. Louis	1-3	3.89	14	69.1	71	30
N.L. WEST	18-23	3.84	59	359.0	358	153	N.L. EAST	21-16	2.90	59	360.1	330	116

1987 PITCHING BREAKDOWN

	W-L	ERA	G	IP	H	ER		W-L	ERA	G	IP	H	ER
Season	10-10	3.58	31	168.1	159	67	Vs. Atl.	0-0	8.00	2	9.0	9	8
Candlestick	9-2	2.73	16	102.1	80	31	Cin.	1-1	2.74	3	23.0	15	7
Road	1-8	4.91	15	66.0	79	36	Hou.	2-2	4.50	4	20.0	19	10
Day	6-5	3.77	18	98.0	90	41	L.A.	0-1	2.57	2	14.0	16	4
Night	4-5	3.33	13	70.1	69	26	S.D.	1-2	5.40	3	15.0	18	9
Starter	9-10	3.82	27	158.0	153	67	N.L. WEST	4-6	4.22	14	81.0	77	38
Reliever	1-0	0.00	4	10.1	6	0							
April	-	-	-	-	-	-	Chi	1-1	4.09	2	11.0	14	5
May	2-1	1.86	7	29.0	24	6	Mon.	0-0	3.60	1	5.0	5	2
June	2-4	4.25	6	36.0	32	17	N.Y.	1-2	4.15	4	21.2	28	10
July	2-3	3.62	6	37.1	41	15	Phi.	2-0	1.80	3	20.0	10	4
August	3-1	3.25	6	36.0	30	13	Pit.	1-0	2.19	2	12.1	9	3
Sept.-Oct.	1-1	4.80	6	30.0	32	16	St. L.	1-1	2.60	5	17.1	16	5
Before ASB	4-7	3.59	16	80.1	75	32	N.L. EAST	6-4	2.99	17	87.1	82	29
After ASB	6-3	3.58	15	88.0	84	35							

ATLEE HAMMAKER'S CAREER HIGHS

LOW-HIT GAME: 2-hitter, April 17, 1983 vs. Cincinnati;

3-hitter, April 23, 1983 at Chicago.

MOST STRIKEOUTS: 14, September 11, 1983 vs. Houston.

MOST INNINGS PITCHED -

STARTER: 10, June 24, 1982 at Houston.

RELIEVER: 5, May 9, 1987 vs. Pittsburgh.

LONGEST WINNING STREAK: 4, April 17-May 15, 1983.

LONGEST LOSING STREAK: 5, July 21-September 6, 1983.

HAMMAKER'S CAREER TRANSACTIONS

- Selected by Kansas City in 1st round (21st player selected) in June, 1979 draft; signed by scout Gary Blaylock.
- On disabled list, July 6-October 26, 1979 with muscle strain in left shoulder blade.
- On disabled list, August 3-22, 1980 with recurrence of shoulder injury.
- Traded to San Francisco with Craig Chamberlain (p), Renie Martin (p) and a player to be named later (Brad Wellman) for Vida Blue (p) and Bob Tufts (p), March 30, 1982.
- On disabled list, July 26-August 21, 1983 with sore left shoulder.
- On disabled list, April 2-June 26, 1984 following rotator cuff surgery (included rehabilitation assignment to Phoenix, June 16-25).
- On disabled list, August 4-September 1, 1984 with bone spurs in left elbow.
- On disabled list, April 7-October 5, 1986 due to rotator cuff surgery.
- On disabled list, April 2-30, 1987, recovering from 1986 surgery (included rehabilitation assignment to Phoenix and Shreveport, April 11-30).
- Granted free agency, November 4, 1987; re-signed with San Francisco, January 8, 1988.



CHARLIE HAYES (IF)

BIRTHDATE: May 29, 1965

1988 OPENING DAY AGE: 22

BIRTHPLACE: Hattiesburg, Mississippi

BATS: Right **THROWS:** Right

HEIGHT: 6-0 **WEIGHT:** 195

M.L. SERVICE: None

HOW OBTAINED: Giants #4 selection in June, 1983 Draft

CONTRACT STATUS: Signed through 1988

1987 SEASON. turned in his best all-around season during his five years in the Giants organization . . . easily surpassed his career marks with a .304 average, 148 hits, 33 doubles, 14 home runs and 75 RBIs . . . an outstanding defensive player, Charlie led all Texas League third basemen in fielding percentage (.934), games (119) and total chances (334) . . . led Shreveport in nearly every offensive category: games (128), runs (66), hits, total bases (229), homers, RBIs and with 13 GW-RBIs (second most in the league) . . . started the season on fire, getting out of the gate with a .337 average in April, and followed that up with a torrid .351 mark in May . . . hit .418 during a 13-game hitting streak from May 13-28 (23-for-55) . . . went 4-for-4 on two occasions: April 12 at Jackson and July 29 vs. Midland . . . drove in five runs May 25 at Wichita . . . played for Guaymas in the Mexican League during the Winter . . .

PRO CAREER. **1986**—struggled in his first year at Shreveport, hitting .247 in 121 games . . . **1985**—played with the California League champion Fresno Giants . . . led the CL with a .949 fielding percentage, committing just 18 errors in 131 games . . . also led CL third basemen with 100 putouts . . . voted Fresno's "Most Popular Player" by the fans . . . **1984**—was Clinton's (A) regular third baseman . . . hit .245 and drove in 51 runs . . . hit .299 in 24 games in the Arizona Instructional League . . . **1983**—played in 34 games with Great Falls (R) after signing in June . . .

PERSONAL. was a member of the Hattiesburg, Mississippi team that reached the Little League World Series in Williamsport, Pennsylvania . . . played against Dwight Gooden in the 1977 Little League regional playoffs in St. Petersburg, Florida . . . played baseball, football and basketball at Forrest County Agricultural High in Brooklyn, Mississippi . . . was named All-State in baseball and basketball in 1983 . . . hobbies include dancing, swimming and hunting . . . married (Gelinda Jackson, January 2, 1986) . . . one son (Charles, Jr., November 26, 1983) . . . lives in Brooklyn, Mississippi.

HAYES *continued*

Charles Dewayne Hayes

Year	Club	AVG.	G	AB	R	H	2B	3B	HR	RBI	BB	SO	SB
1983	Great Falls	.261	34	111	9	29	4	2	0	9	7	26	1
1984	Clinton	.245	116	392	41	96	17	2	2	51	34	110	4
1985	Fresno	.283	131	467	73	132	17	2	4	68	56	95	7
1986	Shreveport	.247	121	434	52	107	23	2	5	45	28	83	1
1987	Shreveport	.304	128	487	66	148	33	3	14	75	26	76	5

HAYES' CAREER TRANSACTIONS

- Selected by San Francisco in 4th round of June, 1983 draft; signed by scout Ken Parker.
- On disabled list, July 20, 1983 through remainder of season with an injured right knee.



MIKE KRUKOW (RHP)

NICKNAME: Kruke

BIRTHDATE: January 21, 1952

1988 OPENING DAY AGE: 36

BIRTHPLACE: Long Beach, California

BATS: Right **THROWS:** Right

HEIGHT: 6-4 **WEIGHT:** 205

M.L. SERVICE: 10 years, 166 days

HOW OBTAINED: Acquired from the Philadelphia Phillies with Mark Davis and C.L. Penigar in exchange for Joe Morgan and Al Holland, December 14, 1982

CONTRACT STATUS: Signed through 1988

1987 SEASON the 1987 season was a battle for Mike, coming on the heels of his 20-win season in 1986 . . . started the year pitching in tough luck, recording a 1-3 mark despite a 3.16 ERA in April . . . tossed a complete-game, 6-2 win at Wrigley April 28 for his first win . . . was winless in his next seven starts, losing three, before going on the disabled list with a weak right shoulder . . . had a 1-6, 6.45 record prior to repairing to the DL June 6-25 . . . had six more no decisions before picking up his second win, a 16-2 complete game at Los Angeles July 29 . . . was very effective in the second half, posting a 4-0, 2.97 mark in 14 games after the All-Star break . . . made a relief appearance August 30 vs. New York, snapping a string of 85 consecutive starts dating back to September 29, 1984 . . . won his last two starts of the season . . . came up with a no-decision in 17 of his 28 starts, the second highest number of NDs in history (Pirates' Bert Blyleven had 20 NDs in 1979) . . . the Giants were 13-4 in Mike's NDs . . . reached the 100-strikeout mark for the ninth consecutive season . . . **POST-SEASON** — Mike tossed a complete-game, 4-2 win vs. St. Louis in game #4 of the NLCS, equalling the series at two games apiece . . .

PRO CAREER **1986** — became the Giants' first 20-game winner in 13 years, since Ron Bryant led the NL in 1973 with a 24-12 mark . . . was the Giants' winningest righthander since Gaylord Perry won 23 in 1970 . . . finished third in the Cy Young balloting as he set career highs with 20 wins (second in NL), 3.05 ERA (seventh), ten complete games (fourth), 245 innings pitched (sixth) and 178 strikeouts (tenth) . . . posted the NL's second best runners per nine innings ratio (9.66) and the fourth best walks per nine innings ratio (2.02) . . . was one of only two 20-game winners in the NL (Fernando Valenzuela won 21) and five in the Majors . . . named to the NL All-Star squad, posting an 11-5, 3.11 record prior to the break . . . in the All-Star Game, Mike worked a perfect 9th inning . . . spent 15 days on the disabled list with bruised ribs suffered in a brawl in St. Louis July 22 . . . picked up career win #100 in career game #300 August 15 vs. Los Angeles, a 5-1 CG win, and tied his career high with 12 strikeouts . . . threw three straight complete games from August 15-24 . . . NL Pitcher of the Month for September,

posting a 6-0, 1.37 mark in six starts . . . tied a career best with a two-hit, 1-0 shutout over Floyd Youmans (one-hitter) and the Expos September 7 at Montreal . . . NL Co-Player of the Week for September 1-7 with a 2-0, 1.13 mark . . . picked up his 20th win on the final day of the season (October 5) in Los Angeles, an 11-2 win . . . was 12-4, 2.47 with eight complete games in 16 starts at Candlestick . . . voted the first two-time winner of the Giants' Willie Mac Award by his teammates as the team's most inspirational player . . . **1985** — led S.F. starters with six complete games, 150 strikeouts and a 3.38 ERA . . . set a career mark with 12 Ks August 13 vs. Houston during a complete-game 4-2 win, in which he also hit his fourth career HR, off Joe Niekro . . . struck out Mike Schmidt for his 1000th career K in Philadelphia May 20 . . . bruised his right thumb in Houston September 10 that ended his season . . . **1984** — earned his first ML save August 31 at Philadelphia in his first relief appearance since 1978 . . . **1983** — a double figures winner (11) in his first season with the Giants . . . two-hit the Padres June 24 . . . **1982** — tenth in NL with 3.12 ERA . . . **1981** — tied for the NL lead in starts (25) . . . developed a change-up during the players' strike and went 6-3 during the second half of the season . . . **1980** — first ten-win season in the Majors . . . **1979** — injured his back shoveling snow during the off-season . . . was 2-5 on June 2, before winning six straight . . . **1978** — opened the year in the Cubs' bullpen . . . optioned to Wichita, made seven starts before his recall June 27 . . . placed in the Cubs' rotation and won five straight to finish the year 9-3 . . . **1977** — picked up first ML win May 6 vs. Atlanta . . . **1976** — American Association All-Star . . . made his ML debut September 6 vs. New York . . . **1975** — received Texas League's Gene Lawling Memorial Award for "contributions to baseball on and off the field" . . .

PERSONAL 1970 graduate of San Gabriel (CA) High School . . . lettered in baseball, basketball and football . . . attended Cal-Poly San Luis Obispo, where he set a school record with 125 strikeouts . . . was 25-7, with a 1.93 ERA in his collegiate career and was an inaugural inductee into the school's Athletic Hall of Fame this past Winter . . . hobbies are playing guitar and hunting . . . married (Jennifer, January 11, 1975) . . . three sons: Jarek (June 25, 1979); Baker (July 24, 1983); and Chase (September 19, 1987) . . . one daughter, Tessa (July 29, 1985) . . . lives in Pasadena, California.

Michael Edward Krukow

Year	Club	W-L	ERA	G	GS	CG	SHO	SV	IP	H	R	ER	BB	SO
1973	Bradenton	4-3	3.16	13	8	4*	0	0	77.0	76	32	27	28	80*
1974	Midland	1-1	5.10	6	6	0	0	0	30.0	42	24	17	19	21
	Key West	5-10	3.18	20	20	2	0	0	130.0	121	66	46	47	94
1975	Midland	13-6	3.41	24	23	9	2	0	153.0	143	65	58	66	100
1976	Wichita	7-9	3.31	26	20	6	2	0	144.0	142	61	53	47	108
	Chicago (NL)	0-0	9.00	2	0	0	0	0	4.0	6	4	4	2	1
1977	Chicago (NL)	8-14	4.40	34	33	1	1	0	172.0	195	96	84	61	106
1978	Wichita	2-3	3.91	7	7	3	0	0	53.0	51	27	23	21	29
	Chicago (NL)	9-3	3.91	27	20	3	1	0	138.0	125	62	60	53	81
1979	Chicago (NL)	9-9	4.20	28	28	0	0	0	165.0	172	84	77	81	119
1980	Chicago (NL)	10-15	4.39	34	34	3	0	0	205.0	200	117	100	80	130
1981	Chicago (NL)	9-9	3.69	25	25*	2	1	0	144.0	146	68	59	55	101
1982	Philadelphia	13-11	3.12	33	33	7	2	0	206.0	211	87	72	82	138
1983	San Francisco	11-11	3.95	31	31	2	1	0	184.1	189	95	81	76	136
1984	San Francisco	11-12	4.56	35	33	3	1	1	199.1	234	117	101	78	141
1985	San Francisco	8-11	3.38	28	28	6	1	0	194.2	176	80	73	49	150
1986	San Francisco	20-9	3.05	34	34	10	2	0	245.0	204	90	83	55	178
1987	San Francisco	5-6	4.80	30	28	3	0	0	163.0	182	98	87	46	104
M.L. Totals		113-110	3.92	341	327	40	10	1	2022.1	2040	998	881	718	1385

M.L. Batting	AVG.	AB	H	2B	3B	HR	RBI
—1987	.167	54	9	2	0	0	7
—Lifetime	.201	673	135	16	0	4	52

Last Home Run: August 13, 1986 vs. Houston (Joe Niekro) **GW-RBIs:** Career Total (5)

ALL STAR GAME RECORD

Year	Club, Site	W-L	ERA	G	GS	CG	SHO	SV	IP	H	R	ER	BB	SO
1986	N.L. Houston	0-0	0.00	1	0	0	0	0	1.0	0	0	0	0	0

LEAGUE CHAMPIONSHIP SERIES RECORD

Year	Club	W-L	ERA	G	GS	CG	SHO	SV	IP	H	R	ER	BB	SO
1987	S.F. vs. St. L.	1-0	2.00	1	1	1	0	0	9.0	9	2	2	1	3

KRUKOW *continued*

CAREER VS. THE NATIONAL LEAGUE

	W-L	ERA	G	IP	H	ER		W-L	ERA	G	IP	H	ER
Atlanta	11-8	4.20	33	193.0	204	90	Chicago	5-5	4.09	16	101.1	105	46
Cincinnati	9-7	3.36	28	179.2	186	67	Montreal	10-11	4.00	29	184.2	188	82
Houston	5-13	4.70	28	151.1	150	79	New York	17-7	3.74	38	211.2	192	88
Los Angeles	13-9	3.54	35	216.1	209	85	Philadelphia	8-13	3.83	30	169.1	176	72
San Diego	8-11	4.77	30	169.2	190	90	Pittsburgh	9-10	4.61	28	164.0	174	84
San Francisco	7-3	2.70	14	90.0	80	27	St. Louis	11-3	3.34	32	191.1	186	71
N.L. WEST	53-51	3.94	168	1000.0	1019	438	N.L. EAST	60-59	3.90	173	1022.1	1021	443

1987 PITCHING BREAKDOWN

	W-L	ERA	G	IP	H	ER		W-L	ERA	G	IP	H	ER
Season	5-6	4.80	30	163.0	182	87	Vs. All	1-1	2.05	4	22.0	23	5
Candlestick	1-3	4.26	16	86.2	89	41	Cin	1-0	4.82	3	18.2	20	10
Road	4-3	5.42	14	76.1	93	46	Hou	0-1	5.32	4	23.2	25	14
Day	2-2	4.97	14	76.0	78	42	L.A.	2-2	2.67	4	27.0	22	8
Night	3-4	4.66	16	87.0	104	45	S.D.	0-0	3.86	2	9.1	9	4
Starter	5-6	5.03	28	155.2	179	87	N.L. WEST	4-4	3.67	17	100.2	99	41
Reliever	0-0	0.00	2	7.1	3	0							
April	1-3	3.16	5	37.0	35	13	Chi	1-0	4.32	3	16.2	19	8
May	0-2	10.87	6	25.2	45	31	Mott.	0-1	8.53	2	12.2	18	12
June	0-1	7.11	3	12.2	21	10	N.Y.	0-1	10.22	4	12.1	21	14
July	1-0	3.77	5	28.2	29	12	Phi	-	-	-	-	-	
August	1-0	3.99	5	29.1	25	13	Phi	0-0	9.00	1	4.0	7	4
Sept.-Oct.	2-0	2.43	6	29.2	17	8	St. L.	0-0	4.32	3	16.2	18	8
Before ASB	1-6	6.51	16	84.1	114	61	N.L. EAST	1-2	6.64	13	62.1	83	46
After ASB	4-0	2.97	14	78.2	68	26							

KRUKOW'S CAREER TRANSACTIONS

- Selected by California in 32nd round of June 1970 draft.
- Selected by Chicago Cubs in 8th Round of June, 1973 draft; signed by scout Gene Handley.
- On disabled list, May 19-June 7, 1975 with a sore right elbow.
- Traded to Philadelphia with cash for Keith Moreland (of), Dan Larson (p) and Dickie Noles (p), December 8, 1981.
- Traded to San Francisco with Mark Davis (p) and C.L. Penigar (of) for Joe Morgan (if) and Al Holland (p), December 14, 1982.
- On disabled list, April 11-May 8, 1983 with inflamed right elbow.
- On disabled list, July 23-August 7, 1986 with bruised ribs.
- On disabled list, June 6-25, 1987 with a weak right shoulder.

MIKE KRUKOW'S CAREER HIGHS

LOW-HIT GAME: 2-hitter (twice) - last: September 7, 1986 at Montreal, 3-hitter, (5 times) - last: May 16, 1982 vs. San Francisco (with Philadelphia).

MOST STRIKEOUTS: 12, (twice) - last: August 15, 1986 vs. Los Angeles.

MOST INNINGS PITCHED -

STARTER: 10, August 20, 1986 vs. Philadelphia.

RELIEVER: 6.1, August 30, 1987 vs. New York.

LONGEST WINNING STREAK: 6, (twice) - last: September 2-26, 1986.

LONGEST LOSING STREAK: 6, (twice) - last: May 11-June 10, 1980 (with Chicago Cubs).

PERFECT HOMESTANDS

Since moving to San Francisco in 1958, the Giants have put together four perfect homestands of at least six games in length. The homestands, with the teams faced and number of games:

- 8-0, August 5-11, 1982 (Astros 5, Braves 3)
- 8-0, April 27-May 3, 1962 (Cubs 4, Pirates 4)
- 7-0, June 18-23, 1971 (Padres 5, Cubs 2)
- 6-0, September 8-12, 1965 (Astros 2, Cubs 4)



MIKE LaCOSS (RHP)

BIRTHDATE: May 30, 1956

1988 OPENING DAY AGE: 31

BIRTHPLACE: Glendale, California

BATS: Right **THROWS:** Right

HEIGHT: 6-6 **WEIGHT:** 200

M.L. SERVICE: 9 years, 29 days

HOW OBTAINED: Signed as a free agent,
February 3, 1986

CONTRACT STATUS: Signed through 1989

1987 SEASON Mike proved his value and versatility in 1987 as he led the Giants staff in wins with 13, while splitting his time between the rotation and the bullpen . . . finished with the 14th best ERA in the NL (3.68) . . . his 13 wins were the second highest total of his career, one shy of his 14 wins with Cincinnati in 1979 . . . was very successful against his original team, posting a 4-0, 3.03 record in five starts vs. the Reds . . . in the turning point of the season, Mike started the four-game sweep of Cincinnati with a five-hit, 3-1 complete-game win August 7 . . . the Giants swept the series and trailed the Reds by just one game . . . enjoyed the month of May with a 4-1, 3.34 mark . . . struck out a career-high nine batters in an 11-1 win vs. Chicago May 7 . . . blanked the Dodgers for ten innings on three hits, winning 1-0 at Candlestick August 16 . . . sprained his left knee at Atlanta September 26 and missed his final start of the season . . . **POST-SEASON** — hurled a combined 3.1 scoreless innings of relief in games #3 & 7 of the NLCS . . .

PRO CAREER **1986** — made the Giants' pitching staff in Spring after being invited as a non-roster pitcher . . . was 9-3, 2.76 in 22 games at the All-Star Break, but finished with a 1-10, 4.91 record after the ASB . . . started the season in the bullpen before earning a spot in the rotation . . . won his first four starts, April 29-May 14 . . . put together a club-high 18.1 scoreless inning streak from April 15-May 4 . . . tossed a three-hitter vs. San Diego June 23 in the Giants' 18-1 romp and hit his first ML home run off the Padres' Dane Iorg . . . hit his only two HRs in consecutive at-bats, with his second off Tom Browning at Cincinnati June 29 . . . lost eight straight decisions after the break from July 18-September 4 . . . nine of his 13 losses were by one run and two were by two runs . . . **1985** — started the season with Kansas City . . . made 21 relief appearances with the Royals before he was outrighted to Omaha (AAA) August 8 . . . was released at the end of the season . . . **1984** — for the second straight year, he split the season as a starter and reliever for the Astros, recording seven wins and three saves . . . **1983** — started the year in the starting rotation, making 15 starts before moving to the bullpen . . . **1982** — was sold by Cincinnati to Houston April 4 . . . worked his way into the rotation in the latter part of the season . . . **1980** — reached double figures in wins (ten) for the second straight season . . . **1979** — selected to the NL All-Star team in his second ML season and pitched one scoreless inning . . . enjoyed his best season, posting a 14-8, 3.50 mark . . . **1978** — made his ML debut with the Reds after an 11-5, 3.47 year with ten complete games and three shutouts at Indianapolis . . .

PERSONAL graduated from Mount Whitney High (Visalia, CA) in 1974 . . . was All-League in baseball and basketball . . . was 19-3 in his prep career, including five straight shutouts and a no-hitter . . . enjoys fishing, hunting and raising his own bird dogs . . . married (Theresa, October 7, 1978) . . . two children; Michael Jr. (November 5, 1981); and Jessica (October 13, 1983) . . . lives in Visalia, California.

LaCOSS *continued*

Michael James LaCoss

Year	Club	W-L	ERA	G	GS	CG	SHO	SV	IP	H	R	ER	BB	SO
1974	Billings	6-5	2.79	13	13	6	2	0	87.0	81	40	27	38	58
1975	Tampa	7-10	2.86	23	22	9	4	0	151.0	131	61	48	41	72
1976	Three Rivers	12-10	2.94	25	25	9	2	0	162.0	148	66	53	53	80
1977	Indianapolis	11-13	3.87	27	27	8	1	0	186.0	181	93	80	65	104
1978	Indianapolis	11-5	3.47	19	19	10	3	0	130.0	129	62	50	49	67
	Cincinnati	4-8	4.50	16	15	2	1	0	96.0	104	56	48	46	31
1979	Cincinnati	14-8	3.50	35	32	6	1	0	206.0	202	92	80	79	73
1980	Cincinnati	10-12	4.63	34	29	4	2	0	169.0	207	101	87	68	59
1981	Cincinnati	4-7	6.12	20	13	1	1	1	78.0	102	55	53	30	22
1982	Houston	6-6	2.90	41	8	0	0	0	115.0	107	41	37	54	51
1983	Houston	5-7	4.43	38	17	2	0	1	138.0	142	81	68	56	53
1984	Houston	7-5	4.02	39	18	2	1	3	132.0	132	64	59	55	68
1985	Kansas City	1-1	5.09	21	0	0	0	1	40.2	49	25	23	29	26
	Omaha	1-2	3.22	4	4	1	0	0	22.1	23	12	8	15	11
1986	San Francisco	10-13	3.57	37	31	4	1	0	204.1	179	99	81	70	86
1987	San Francisco	13-10	3.68	39	26	2	1	0	171.0	184	78	70	63	79
N.L.	Totals	73-76	4.01	299	189	23	8	5	1309.1	1359	667	583	521	540
A.L.	Totals	1-1	5.09	21	0	0	0	1	40.2	49	25	23	29	26
M.L.	Totals	74-77	4.04	320	189	23	8	6	1350.0	1408	692	606	550	566

M.L. Batting	AVG.	AB	H	2B	3B	HR	RBI
-1987	.060	50	3	0	0	0	3
-Lifetime	.123	375	46	7	0	2	16

Last Home Run: June 28, 1986 at Cincinnati (Tom Browning) GW-RBIs: Career Total (2)

ALL-STAR GAME RECORD

Year	Club, Site	W-L	ERA	G	GS	CG	SHO	SV	IP	H	R	ER	BB	SO
1979	NL, Seattle	0-0	0.00	1	0	0	0	0	1.0	1	0	0	0	0

LEAGUE CHAMPIONSHIP SERIES RECORD

Year	Club	W-L	ERA	G	GS	CG	SHO	SV	IP	H	R	ER	BB	SO
1979	Cin. vs. Pitt.	0-1	9.00	1	1	0	0	0	2.0	1	2	2	4	0
1987	S.F. vs. St.L.	0-0	0.00	2	0	0	0	0	3.1	1	0	0	3	2
LCS	Totals	0-1	3.38	3	1	0	0	0	5.1	2	2	2	7	2

CAREER VS. THE NATIONAL LEAGUE

	W-L	ERA	G	IP	H	ER		W-L	ERA	G	IP	H	ER
Atlanta	7-7	3.31	35	133.1	135	49	Chicago	5-3	2.73	23	105.2	100	32
Cincinnati	7-3	4.34	20	83.0	82	40	Montreal	7-10	4.70	27	136.0	146	71
Houston	3-8	4.59	16	80.1	94	41	New York	4-3	4.56	18	75.0	66	38
Los Angeles	8-6	3.70	34	153.1	166	63	Philadelphia	5-5	3.34	17	89.0	89	33
San Diego	8-9	3.80	34	139.2	127	59	Pittsburgh	7-6	3.95	21	111.2	120	49
San Francisco	4-10	4.87	28	109.0	135	59	St. Louis	8-6	4.73	26	93.1	99	49
N.L. WEST	37-43	4.01	167	698.2	739	311	N.L. EAST	36-33	4.01	132	610.2	620	272

1987 PITCHING BREAKDOWN

	W-L	ERA	G	IP	H	ER		W-L	ERA	G	IP	H	ER
Season	13-10	3.68	39	171.0	184	70	Vs. Atl.	0-1	3.45	5	15.2	18	6
Candlestick	7-8	3.23	20	100.1	100	36	Cin.	4-0	3.03	5	29.2	27	10
Road	6-2	4.33	19	70.2	84	34	Hou	0-3	6.16	3	19.0	24	13
Day	7-3	2.74	15	69.0	71	21	L.A.	1-1	3.94	4	16.0	16	7
Night	6-7	4.32	24	102.0	113	49	S.D.	1-1	6.10	4	10.1	12	7
Starter	12-10	3.60	26	155.0	167	62	N.L. WEST	6-6	4.27	21	90.2	97	43
Reliever	1-0	4.50	13	16.0	17	8							
April	1-1	5.19	6	17.1	20	10	Chi	1-0	1.69	3	10.2	12	2
May	4-1	3.34	7	29.2	33	11	Mon.	1-2	4.05	4	26.2	32	12
June	1-2	6.12	7	25.0	33	17	N.Y.	0-1	2.25	2	8.0	3	2
July	2-2	3.28	7	24.2	36	9	Phi	2-0	1.35	2	13.1	12	2
August	3-2	2.22	6	44.2	31	11	Pit	1-1	3.65	2	12.1	16	5
Sept. Oct.	2-2	3.64	6	29.2	31	12	St. L.	2-0	3.86	5	9.1	12	4
Before ASB	7-5	4.48	25	86.1	109	43	N.L. EAST	7-4	3.02	18	80.1	87	27
After ASB	6-5	2.87	14	84.2	75	27							

LaCOSS' CAREER TRANSACTIONS

- Selected by Cincinnati in 3rd round of June, 1974 draft; signed by scout Larry Barton.
- Sold on waivers to Houston, April 4, 1982.
- On disabled list, June 17-July 8, 1983 with sprained ligaments in middle finger of right hand.
- Granted free agency, November 8, 1984; signed with Kansas City, February 19, 1985.
- Granted free agency, November 12, 1985; signed with San Francisco, February 3, 1986.
- Granted free agency, November 9, 1987; re-signed with San Francisco, November 25, 1987.

MIKE LaCOSS' CAREER HIGHS

LOW-HIT GAME: 3-hitter, (3 times)—last: August 16, 1987 vs. Los Angeles (10 innings)
MOST STRIKEOUTS: 9, May 7, 1987 vs. Chicago
MOST INNINGS PITCHED—
STARTER: 10.2, May 28, 1979 at Los Angeles (with Cincinnati)
RELIEVER: 5, August 30, 1981 at New York (with Cincinnati)
LONGEST WINNING STREAK: 8, April 21-June 13, 1979 (with Cincinnati)
LONGEST LOSING STREAK: 8, July 18-September 4, 1986

**CRAIG LEFFERTS (LHP)**

NICKNAME: Lefty
BIRTHDATE: September 29, 1957
1988 OPENING DAY AGE: 30
BIRTHPLACE: Munich, West Germany
BATS: Left **THROWS:** Left
HEIGHT: 6-1 **WEIGHT:** 210
M.L. SERVICE: 5 years
HOW OBTAINED: Acquired from San Diego with Dave Dravecky and Kevin Mitchell for Chris Brown, Keith Comstock, Mark Davis and Mark Grant, July 4, 1987
CONTRACT STATUS: Signed through 1989

1987 SEASON the durable lefthander was a key acquisition for the Giants bullpen, becoming the lefthanded setup man for Scott Garrelts and, later, Don Robinson . . . once again finished among the NL leaders with 77 appearances (sixth) . . . his 98.2 innings was the tenth highest for a NL reliever . . . made 33 relief outings for San Diego, posting a 2-2, 4.38 mark with two saves . . . earned his second save with a season-high four innings vs. the Giants at Candlestick June 13 . . . showed immediate results after the July 4 trade, saving two games and allowing runs in just one of his first 11 games as a Giant . . . stranded 29 of his 44 inherited baserunners as a Giant (68%) . . . saved six of his 13 chances overall, including four of eight with San Francisco . . . **POST-SEASON**—tossed two scoreless innings over three games of the NLCS, running his career post-season shutout streak to 12 innings . . . worked in games #1, 3 & 7 . . .

PRO CAREER **1986**—led the Majors and established a Padre record with 83 appearances, breaking Rollie Fingers' 1977 record of 78 . . . also set career marks with nine wins, 107.2 innings pitched and 72 strikeouts . . . hit his only ML home run April 25 vs. San Francisco off Greg Minton in the 12th inning to win the game . . . **1984**—enjoyed his best season, setting career marks with a 2.13 ERA and with ten saves . . . was very impressive in post-season play, hurling ten shutout innings in six games . . . picked up wins in the final two games of the NLCS vs. Chicago and a save in the Padres' lone win of the World Series vs. Detroit . . . **1983**—made the Cubs roster after Spring Training . . . made his ML debut vs. Montreal April 7 . . . started five games for the Cubs, and picked up his first ML victory in a start vs. Pittsburgh June 5, winning 3-1 . . . **1982**—spent his final minor league season with Iowa (AAA), posting an 8-5, 3.05 mark . . . **1981**—finished third in the Texas League with 11 complete games and seventh with 12 wins and 135 strikeouts for Midland (AA) . . . **1980**—posted a 9-1, 2.78 mark in 12 starts at Geneva (A) . . . named New York-Penn League All-Star . . .

PERSONAL a 1975 graduate of Northeast High in St. Petersburg, Florida . . . attended the University of Arizona and has been inducted into the school's Hall of Fame . . . was All-Pac Ten in 1979 as he led the Wildcats to the College World Series . . . in 1980, he was named to the All-CWS by posting a 0.56 ERA in leading Arizona to the National Title . . . was a member of the 1979 US Team . . . has served as chairman for San Diego's 65 Roses Club and Children's Asthma League for the past four years . . . married (Wendy Hubble, January 11, 1986) . . . one son (Brock, October 2, 1987) . . . resides in Escondido, California.

LEFFERTS *continued*

Craig Lindsey Lefferts

Year	Club	W-L	ERA	G	GS	CG	SHO	SV	IP	H	R	ER	BB	SO
1980	Geneva	9-1	2.78	12	12	5	1	0	94.0	74	35	29	24	99
1981	Midland	12-12	4.14	26	25	11	3	0	185.0	203	95	85	36	135
1982	Iowa	8-5	3.05	18	14	3	0	0	97.1	97	50	33	25	71
1983	Chicago (NL)	3-4	3.13	56	5	0	0	1	89.0	80	35	31	29	60
1984	San Diego	3-4	2.13	62	0	0	0	10	105.2	88	29	25	24	56
1985	San Diego	7-6	3.35	60	0	0	0	2	83.1	75	34	31	30	48
1986	San Diego	9-8	3.09	83	0	0	0	4	107.2	98	41	37	44	72
1987	San Diego	2-2	4.38	33	0	0	0	2	51.1	56	29	25	15	39
	San Francisco	3-3	3.23	44	0	0	0	4	47.1	36	18	17	18	18
M.L.	Totals	27-27	3.08	338	5	0	0	23	484.1	433	186	166	160	293

M.L. Batting	AVG.	AB	H	2B	3B	HR	RBI
-1987	.286	7	2	1	0	0	1
-Lifetime	.204	54	11	2	0	1	2

Last Home Run: April 25, 1986 vs. San Francisco (Greg Minton) **GW-RBIs:** Career Total (1)

LEAGUE CHAMPIONSHIP SERIES RECORD

Year	Club	W-L	ERA	G	GS	CG	SHO	SV	IP	H	R	ER	BB	SO
1984	S.D. vs. Chi.	2-0	0.00	3	0	0	0	0	4.0	1	0	0	1	1
1987	S.F. vs. St. L.	0-0	0.00	3	0	0	0	0	2.0	3	0	0	1	0
LCS	Totals	2-0	0.00	6	0	0	0	0	6.0	4	0	0	2	1

WORLD SERIES RECORD

Year	Club	W-L	ERA	G	GS	CG	SHO	SV	IP	H	R	ER	BB	SO
1984	S.D. vs. Det.	0-0	0.00	3	0	0	0	1	6.0	2	0	0	1	7

CAREER VS. THE NATIONAL LEAGUE

	W-L	ERA	G	IP	H	ER		W-L	ERA	G	IP	H	ER
Atlanta	2-0	3.86	31	37.1	35	16	Chicago	2-2	1.44	25	31.1	19	5
Cincinnati	2-1	2.44	31	44.1	34	12	Montreal	0-2	4.15	26	30.1	37	14
Houston	5-6	4.67	38	52.0	70	27	New York	0-5	3.96	30	36.1	39	16
Los Angeles	7-0	2.31	36	46.2	32	12	Philadelphia	1-2	1.40	26	45.0	26	7
San Diego	2-1	1.50	7	24.0	10	4	Pittsburgh	3-5	4.96	29	49.0	55	27
San Francisco	2-1	1.98	27	41.0	37	9	St. Louis	1-2	3.26	32	47.0	39	17
N.L. WEST	20-9	2.93	170	245.1	218	80	N.L. EAST	7-18	3.24	168	239.0	215	86

CAREER SAVES vs. NL: Atl (1); Cin (4); Hou (2); LA (1); Mon (2); NY (3); Phi (3); Pit (3); StL (2); SD (1); SF (1).

1987 PITCHING BREAKDOWN

	W-L	ERA	G	IP	H	ER		W-L	ERA	G	IP	H	ER
Season	5-5	3.83	77	98.2	92	42	Vs. Atl.	0-0	9.00	4	6.0	7	6
Home	4-1	2.93	37	46.0	34	15	Cin.	0-0	4.38	11	12.1	11	6
Road	1-4	4.61	40	52.2	58	27	Hou.	2-1	4.50	10	14.0	16	7
Day	2-0	2.78	27	35.2	22	11	L.A.	2-0	1.74	9	10.1	7	2
Night	3-5	4.43	50	63.0	70	31	S.D.	1-0	0.00	2	3.0	0	0
Starter	-	-	-	-	-	-	S.F.	0-0	0.00	6	11.0	9	0
Reliever	5-5	3.83	77	98.2	92	42	N.L. WEST	5-1	3.34	42	56.2	50	21
April	0-0	2.11	13	21.1	17	5	Chi	0-0	1.80	5	5.0	3	1
May	0-2	7.20	11	15.0	22	12	Mon.	0-1	5.06	5	5.1	7	3
June	2-0	4.80	9	15.0	17	8	NY	0-1	4.50	6	6.0	6	3
July	0-1	2.75	14	19.2	11	6	Phi.	0-0	1.42	4	6.1	3	1
August	1-2	5.02	14	14.1	16	8	Pit.	0-1	8.31	8	8.2	13	8
Sept.-Oct.	2-0	2.03	16	13.1	9	3	St. L.	0-1	4.22	7	10.2	10	5
Before ASB	2-3	4.07	40	59.2	62	27	N.L. EAST	0-4	4.50	35	42.0	42	21
After ASB	3-2	3.46	37	39.0	30	15							

LEFFERTS' CAREER TRANSACTIONS

- Selected by Kansas City in 6th round of June, 1979 draft.
- Selected by Chicago Cubs in 9th round of June 1980 draft, signed by scout Gene Thompson.
- On disabled list, April 24-June 4, 1982 with a sprained back.
- Traded to San Diego with Carmelo Martinez (if) and Fritz Connally (if) for Scott Sanderson (p), December 7, 1983.
- Traded to San Francisco with Dave Dravecky (p) and Kevin Mitchell (if) for Chris Brown (if), Keith Comstock (p), Mark Davis (p) and Mark Grant (p), July 4, 1987.

CRAIG LEFFERTS' CAREER HIGHS

MOST STRIKEOUTS: 4, (6 times)—last: April 10, 1987 at Cincinnati (with San Diego).

MOST INNINGS PITCHED—

STARTER: 7.1, June 5, 1983 vs. Pittsburgh (with Chicago)

RELIEVER: 5, July 11, 1983 at San Diego (with Chicago)

LONGEST WINNING STREAK: 3, (3 times)—last: April 14-29, 1986 (with San Diego).

LONGEST LOSING STREAK: 3, (3 times)—last: September 26, 1986-May 29, 1987 (with San Diego).



JEFFREY LEONARD (OF)

NICKNAME: Hac-Man

BIRTHDATE: September 22, 1955

1988 OPENING DAY AGE: 32

BIRTHPLACE: Philadelphia, Pennsylvania

BATS: Right **THROWS:** Right

HEIGHT: 6-4 **WEIGHT:** 205

M.L. SERVICE: 8 years, 127 days

HOW OBTAINED: Acquired from the Houston Astros with Dave Bergman for Mike Ivie, April 20, 1981

CONTRACT STATUS: Signed through 1988

1987 SEASON a very rewarding year for Jeffrey as he was selected to the NL All-Star Team for the first time in his nine-year career and was later named NLCS MVP . . . posted MVP-type numbers through the first two months of the season for the second straight year . . . he paced the Giants during their fast start by hitting .354 with five HRs and 15 RBIs in April and .381 with seven HRs and 17 RBIs in May . . . hit .400 (22-for-55) during a career-high, 12-game hitting streak May 4-17, the longest streak of the season by a Giant . . . led the NL in hitting for 21 days (May 12-June 3) and reached a season-high mark of .374 after 46 games May 27 . . . twice hit two HRs in a game, April 21 vs. Los Angeles and May 19 at Montreal . . . stole home on an attempted pick off throw to first by Jamie Moyer at Wrigley July 3 . . . ended the first half with a .298 average, 16 HRs and 44 RBIs . . . was slowed after the break by a nagging wrist injury and a pulled right hamstring . . . hit his 100th career HR off Dave Leiper at San Diego in the Giants' division-clinching win September 28 . . . tied for the club lead with 29 doubles, 16 stolen bases and was second with 141 hits . . . never went three consecutive starts without a hit . . . **POST-SEASON**—named NLCS MVP after hitting .417 and becoming the only player in LCS history to hit a home run in four consecutive games (games #1-4) . . . tied NLCS records with ten hits, four HRs and 22 total bases . . . hit safely in six of the seven games . . .

PRO CAREER **1986**—got off to a fast start hitting .329 with 17 RBIs in 21 games in April . . . hit safely in 26 of his first 29 games . . . was among the league leaders with a .322 average, six homers and 31 RBIs through 47 games in April and May before injuring a tendon in his right wrist . . . played through June and July despite the injury, but could only manage just six extra base hits and 11 RBIs in his final 42 games . . . was placed on the disabled list July 31 and underwent wrist surgery August 7 . . . also had arthroscopic surgery on his left shoulder September 11 and on both knees to remove fragments during the off-season . . . **1985**—led the team in RBIs (62) for the third straight season and was second with 17 homers . . . hit for the cycle June 27 in Cincinnati . . . had four hits and stole his 100th career base June 11 in Atlanta . . . had ten assists from the outfield, including seven runners nailed at the plate . . . **1984**—finished tenth in NL with a .302 average (a ML

LEONARD NAMED NLCS MVP

Giants outfielder Jeffrey Leonard was selected as the MVP of the 1987 NLCS, marking the first time in its 11-year history that the award was given to a player from the losing team. Leonard, who became the first player in LCS history to homer in four consecutive games, hit .417 during the series and tied NLCS records with ten hits, four home runs and 22 total bases. The only other players to win post-season MVP awards from losing clubs were the Yankees' Bobby Richardson (1960 World Series) and the Angels' Fred Lynn (1982 ALCS).

LEONARD *continued*

high) and eighth with 21 home runs . . . led the club with 86 RBIs . . . hit a game-winning grand slam in Atlanta off Donnie Moore August 5 and drove in a career-high five runs . . . went 5-for-5 at Houston August 7 . . . finished fifth among ML outfielders with 14 assists . . . won the 1984 NL championship of the Super Slam Home Run competition . . . **1983** — named NL Player of the Week twice (June 27-July 3, August 21-27) . . . set a record for Giants' left fielders with 17 assists . . . set career-highs for games (139), at-bats (516), triples (7), RBIs (87) and stolen bases (26) . . . **1982** — hit a grand slam April 25 vs. the Dodgers . . . was hitting .295 when he injured his hand diving for a fly ball and did not bat from April 29 until July 20 . . . **1981** — played seven games with Houston before being traded to the Giants . . . assigned to Phoenix and hit .401 before being recalled August 4 . . . **1979** — selected as *The Sporting News*' National League Rookie of the Year and named to the *Topps* and *Baseball Digest*'s All-Rookie squads . . . **1978** — Pacific Coast League Player of the Year and named to the Class AAA All-Star team . . . led all minor league batters with a .365 average for Albuquerque . . . **1977** — made his ML debut with the Dodgers, hitting .300 in 11 games . . .

PERSONAL baseball, basketball and football star for Philadelphia's Overbrook High School, which also produced basketball stars Wilt Chamberlain, Walt Hazzard and Wally Jones . . . was a shortstop in high school . . . twice hit two homers in one inning in high school . . . hobbies are basketball and playing drums . . . married (Yvonne) . . . two sons (Jeffrey, Jr. and Marcus) . . . lives in Foster City, California.

Jeffrey Leonard

Year	Club	AVG.	G	AB	R	H	2B	3B	HR	RBI	BB	SO	SB
1973	Bellingham	.278	55	187	30	52	4	3	2	20	18	37	6
1974	Orangeburg	.066	8	15	0	1	0	0	0	1	0	4	0
	Bellingham	.324	78	278	47	90	12	4	3	43	34	57	26
1975	Bakersfield	.278	106	320	44	89	11	3	4	37	31	64	20
1976	Lodi	.330	133	509	93	168	29	9	8	85	60	87	18
	Albuquerque	.296	7	27	2	8	2	1	1	6	0	10	0
1977	San Antonio	.314	122	468	75	147	17	10	12	70	43	54	27
	Los Angeles	.300	11	10	1	3	0	1	0	2	1	4	0
1978	Albuquerque	.365	133	502	111	183	23	14	11	93	70	59	36
	Houston	.385	8	26	2	10	2	0	0	4	1	2	0
1979	Houston	.290	134	411	47	119	15	5	0	47	53	68	23
1980	Houston	.213	88	216	29	46	7	5	3	20	19	46	4
1981	Houston	.167	7	18	1	3	1	1	0	3	0	4	1
	Phoenix	.401	47	187	38	75	17	3	7	45	14	20	18
	San Francisco	.307	37	127	20	39	11	3	4	26	12	21	4
1982	Phoenix	.356	17	59	14	21	5	0	4	12	6	10	2
	San Francisco	.259	80	278	32	72	16	1	9	49	19	65	18
1983	San Francisco	.279	139	516	74	144	17	7	21	87	35	116	26
1984	San Francisco	.302	136	514	76	155	27	2	21	86	47	123	17
1985	San Francisco	.241	133	507	49	122	20	3	17	62	21	107	11
1986	San Francisco	.279	89	341	48	95	11	3	6	42	20	62	16
1987	San Francisco	.280	131	503	70	141	29	4	19	63	21	68	16
M.L. Totals		.274	993	3467	449	949	156	35	100	491	249	696	136

GW-RBIs: Career Total (48); 1987 (6); 1986 (11); 1985 (7); 1984 (9); 1983 (6); 1982 (4); 1981 (1); 1980 (4)

ALL-STAR GAME RECORD

Year	Club, Site	AVG.	G	AB	R	H	2B	3B	HR	RBI	BB	SO	SB
1987	NL, Oakland	.000	1	2	0	0	0	0	0	0	0	0	0

LEAGUE CHAMPIONSHIP SERIES RECORD

Year	Club	AVG.	G	AB	R	H	2B	3B	HR	RBI	BB	SO	SB
1980	Hou. vs Ptn	.000	3	3	0	0	0	0	0	0	0	2	0
1987	S.F. vs St.L.	.417	7	24	5	10	0	0	4	5	3	4	0
LCS Totals		.370	10	27	5	10	0	0	4	5	3	6	0

CAREER HOME RUNS BY BALL PARK

All	Chi	Cin	Hou	LA	Mon	NY	Phi	Pit	STL	SD	SF
4	4	4	5	12	3	5	1	4	3	10	45

CAREER vs. THE NATIONAL LEAGUE

	AVG.	AB	H	HR	RBI		AVG.	AB	H	HR	RBI
Atlanta	.295	386	114	9	56	Chicago	.257	276	71	10	39
Cincinnati	.283	378	107	8	53	Montreal	.262	229	60	8	34
Houston	.247	288	71	8	28	New York	.294	255	75	8	41
Los Angeles	.289	391	113	16	75	Philadelphia	.271	218	59	4	19
San Diego	.273	417	114	14	69	Pittsburgh	.225	307	69	7	30
S.F.	.319	72	23	0	6	St. Louis	.292	250	73	8	41
N.L. WEST	.281	1932	542	55	287	N.L. EAST	.265	1535	407	45	204

1987 BATTING BREAKDOWN

	AVG.	AB	H	HR	RBI		AVG.	AB	H	HR	RBI
Season	.280	503	141	19	63	Vs. All	.313	64	20	3	8
Candlestick	.280	225	63	9	26	Cin.	.250	44	11	1	6
Road	.281	278	78	10	37	Hou.	.250	44	11	1	3
Day	.304	207	63	7	27	L.A.	.304	46	14	2	6
Night	.264	296	78	12	36	S.D.	.246	61	15	2	6
Vs. RHP	.281	359	101	14	48	N.L. WEST	.274	259	71	9	29
Vs. LHP	.278	144	40	5	15						
April	.354	82	29	5	15	Chi	.235	51	12	2	6
May	.381	113	43	7	17	Mon.	.293	41	12	4	11
June	.196	97	19	2	7	N.Y.	.324	34	11	1	4
July	.225	102	23	2	9	Phi.	.227	22	5	0	2
August	.267	75	20	1	11	Pit.	.286	49	14	3	6
Sept.-Oct.	.206	34	7	2	4	St. L.	.340	47	16	0	5
Before ASB	.298	342	102	16	44	N.L. EAST	.287	244	70	10	34
After ASB	.242	161	39	3	19						

LEONARD'S CAREER TRANSACTIONS

- Signed as a free agent by Los Angeles on June 7, 1973 by scout Ed Liberatore.
- Traded to Houston with Rafael Landestoy (if) for Joe Ferguson (c), September 11, 1978.
- Traded to San Francisco with Dave Bergman (if) for Mike Ivie (if) April 20, 1981.
- On disabled list, May 23-July 19, 1982 with an injured left hand (included rehabilitation assignment to Phoenix, July 1-19)
- On disabled list, July 31-October 5, 1986 with subluxation of tendon in right wrist.

JEFFREY LEONARD'S CAREER HIGHS

MOST HITS: 5, August 7, 1984 at Houston.

MOST RBIs: 5, (5 times) - last: August 5, 1984 at Atlanta.

MOST HOME RUNS: 2, (5 times) - last: May 19, 1987 at Montreal (Floyd Youmans).

CAREER GRAND SLAMS: 3 - last: August 5, 1984 at Atlanta (Donnie Moore).

LONGEST HITTING STREAK: 12, (twice) - last: May 4-17, 1987.

MOST STOLEN BASES: 2, (9 times) - last: August 4, 1987 at Houston.

GIANTS 200-HIT SEASONS

1898	George Van Haltren	204	1931	Bill Terry	213
1905	Mike Donlin	216	1932	Bill Terry	225
1920	Ross Youngs	204	1934	Bill Terry	213
1921	Frankie Frisch	211	1935	Bill Terry	203
1922	Dave Bancroft	209		Hank Leiber	203
	Irish Meusel	204		Joe Moore	201
1923	Frankie Frisch	223*	1936	Joe Moore	205
	Ross Youngs	200	1954	Don Mueller	212*
1927	Rogers Hornsby	205	1958	Willie Mays	208
1928	Freddie Lindstrom	231*	1970	Bobby Bonds	200
1929	Bill Terry	226			
1930	Bill Terry	254*			
	Freddie Lindstrom	231			

* - Led League



CANDY MALDONADO (OF)

NICKNAME: Candy Man

BIRTHDATE: September 5, 1960

1988 OPENING DAY AGE: 27

BIRTHPLACE: Humacao, Puerto Rico

BATS: Right **THROWS:** Right

HEIGHT: 6-0 **WEIGHT:** 195

M.L. SERVICE: 5 years, 28 days

HOW OBTAINED: Acquired from the Los Angeles Dodgers for catcher Alex Treviño, December 11, 1985

CONTRACT STATUS: Signed through 1988

1987 SEASON set career marks in average (.292), hits (129), home runs (20), RBIs (85) and stolen bases (8) despite missing six weeks with a broken finger . . . won the right field job with his outstanding 1986 season . . . responded with a quick start: a .326 average and 13 RBIs in April; a .313 mark with 19 RBIs in May; and a .360 average with 16 RBIs in June . . . became just the fourth player in S.F. history to hit for the cycle May 4 at St. Louis . . . hit two HRs May 6 vs. Chicago and June 2 vs. Philadelphia . . . NL Player of the Week May 4-10 (.419 with five HRs and ten RBIs) . . . was a strong candidate for the NL All-Star Team until he suffered a broken right ring finger while chasing a ball into the corner June 27 vs. Houston . . . at the time of the injury, he was among the NL leaders with a .322 average (fourth), 50 runs (seventh), 92 hits (second), 22 doubles (second), 48 RBIs (ninth) and nine GW-RBIs (second) . . . was activated August 7 and delivered an RBI double with his first swing the next day vs. Cincinnati . . . drove in 37 runs with just 37 hits in his 47 games after the injury, including 25 RBIs in his last 29 games . . . hit a pinch grand slam off Chuck Cary at Atlanta September 27 and tied a career high with six RBIs . . . tied the ML record with three sacrifice flies vs. the Mets August 29 . . . hit .346 on the road . . . has nine career pinch homers . . . **POST-SEASON**—started five of the seven NLCS games . . . drove in a pair of runs in game #1 and had two hits in game #2 . . .

PRO CAREER **1986**—voted team MVP in his first season with the Giants, despite not joining the starting lineup until August 10 . . . led the team with 31 doubles, 18 HRs, 85 RBIs (tenth in NL) and 14 GW-RBIs (fourth in NL) . . . finished with the NL's third best AB/RBI ratio (4.8) . . . broke Duane Kuiper's franchise record for pinch hits in a season (14) with 17 pinch hits, including four home runs, which tied Mike Ivie's club mark . . . hit .425 (third best average in NL) off the bench and was named ML Pinch-Hitter of the Year . . . enjoyed the biggest game of his career against his former team October 5 in Los Angeles as he hit a grand slam off Orel Hershiser and a two-run HR off Balvino Galvez for a career-high six RBIs . . . hit first career grand slam off Chris Welsh at Cincinnati August 13 . . . hit .311 with MISP

NL AT-BATS/RBI LEADERS OVER LAST TWO SEASONS

(minimum 150 RBIs)

PLAYER	RBIS	AT-BATS	AB/RBI RATIO
Mike Schmidt	232	1074	4.63
Candy Maldonado	170	847	4.98
Darryl Strawberry	197	1007	5.11
Andre Dawson	215	1117	5.195
Eric Davis	171	889	5.198

and .321 with MISP and two out . . . led all Giant outfielders with ten assists . . . all of his 1986 power numbers (doubles, triples, homers, RBIs and GW-RBIs) surpassed his career totals in three-plus seasons with the Dodgers . . . **1985** — platooned in center field for the Dodgers, starting against left-handed pitchers . . . collected the first five-hit game of his career August 21 at Philadelphia . . . **1984** — spent his first full season in Los Angeles . . . NL Player of the Week for April 16-22, hitting .714 (10-for-14) . . . led the Dodgers with nine pinch hits and with two pinch HRs . . . **1983** — split his first ML rookie season between Los Angeles and Albuquerque . . . hit his first ML homer off the Giants' Fred Breining in Los Angeles August 15 . . . had his third consecutive .300 season at Albuquerque before his recall on July 18 . . . **1982** — batted .301 for Albuquerque with 24 HRs and 96 RBIs . . . earned September recall to Los Angeles . . . drove in 302 runs over three seasons . . . **1981** — hit .355 with 104 RBIs in leading the Dukes to the PCL title . . . finished seventh in the PCL batting race while slugging 21 homers . . . **1980** — named California League co-MVP . . . slammed 25 homers with a league-leading 102 RBIs while hitting .302 . . .

PERSONAL . . . graduate of Trina Padilla de Sanz High School (Humacao, Puerto Rico) in 1979 . . . played on the Puerto Rico National All-Star team in the Central American Games . . . has three brothers . . . married (Norma Perez, September 27, 1980) . . . three children; Amarily (September 30, 1981), Ivelisse (December 13, 1982) and Candy (July 15, 1986) . . . lives in Arecibo, Puerto Rico.

Candido Maldonado

Year	Club	AVG.	G	AB	R	H	2B	3B	HR	RBI	BB	SO	SB
1978	Lethbridge	.290	57	210	45	61	15	5	12	48	25	48	2
1979	Lethbridge	.299	59	234	42	70	20	3	5	33	18	56	4
	Clinton	.234	50	158	25	37	13	1	2	26	17	29	5
1980	Lodi	.305	121	456	75	139	27	3	25	102*	41	63	12
1981	Albuquerque	.335	126	460	96	154	40	9	21	104	50	104	13
	Los Angeles	.083	11	12	0	1	0	0	0	0	0	5	0
1982	Albuquerque	.301	138	541	91	163	28	6	24	96	48	89	4
	Los Angeles	.000	6	4	0	0	0	0	0	0	1	2	0
1983	Albuquerque	.319	36	144	23	46	6	1	4	20	14	23	3
	Los Angeles	.194	42	62	5	12	1	1	1	6	5	14	0
1984	Los Angeles	.268	116	254	25	68	14	0	5	28	19	29	0
1985	Los Angeles	.225	121	213	20	48	7	1	5	19	19	40	1
1986	San Francisco	.252	133	405	49	102	31	3	18	85	20	77	4
1987	San Francisco	.292	118	442	69	129	28	4	20	85	34	78	8
M.L.	Totals	.259	547	1392	168	360	81	9	49	223	98	245	13

GW-RBIs: Career Total (34); 1987 (12); 1986 (14); 1985 (2); 1984 (5); 1983 (1)

LEAGUE CHAMPIONSHIP SERIES RECORD

Year	Club	AVG.	G	AB	R	H	2B	3B	HR	RBI	BB	SO	SB
1983	L.A. vs. Phi.	.000	2	2	0	0	0	0	0	0	0	1	0
1985	L.A. vs. St. L.	.143	4	7	0	1	0	0	0	1	0	3	0
1987	S.F. vs. St. L.	.211	5	19	2	4	1	0	0	2	0	3	0
LCS	Totals	.179	11	28	2	5	1	0	0	3	0	7	0

CAREER HOME RUNS BY BALL PARK

Ⓜ All	Ⓜ Chi	Ⓜ Cin	Ⓜ Hou	Ⓜ LA	Ⓜ Mon	Ⓜ NY	Ⓜ Phi	Ⓜ Pit	Ⓜ STL	Ⓜ SD	Ⓜ SF
5	2	4	0	6	1	1	2	2	1	4	21

CAREER vs. THE NATIONAL LEAGUE

	AVG.	AB	H	HR	RBI		AVG.	AB	H	HR	RBI
Atlanta	.260	131	34	5	28	Chicago	.324	74	24	5	15
Cincinnati	.255	153	39	7	23	Montreal	.250	116	29	3	18
Houston	.247	150	37	4	22	New York	.208	96	20	2	19
Los Angeles	.324	105	34	3	17	Philadelphia	.217	143	31	6	19
San Diego	.275	171	47	5	25	Pittsburgh	.262	103	27	4	13
S.F.	.263	76	20	4	12	St. Louis	.243	74	18	1	12
N.L. WEST	.268	786	211	28	127	N.L. EAST	.246	606	149	21	96

MALDONADO'S CAREER TRANSACTIONS

- Signed as a free agent by Los Angeles on June 6, 1978 by scout Ralph Avila.
- On disabled list, August 16-September 16, 1980 with a broken bone in his left hand.
- Traded to San Francisco for Alex Trevino (c), December 11, 1985.
- On disabled list, June 28-August 7, 1987 with a broken right ring finger.

MALDONADO *continued*

1987 BATTING BREAKDOWN

	AVG.	AB	H	HR	RBI		AVG.	AB	H	HR	RBI
Season	.292	442	129	20	85	Vs. Atl	.235	51	12	2	14
Candlestick	.241	228	55	14	45	Cin.	.360	50	18	3	7
Road	.346	214	74	6	40	Hou.	.265	49	13	3	11
Day	.344	180	62	4	42	L.A.	.321	53	17	0	4
Night	.256	262	67	16	43	S.D.	.262	61	16	1	9
Vs. RHP	.290	310	90	14	64	N.L. WEST	.288	264	76	9	45
Vs. LHP	.295	132	39	6	21						
April	.326	89	29	2	13	Chi	.300	20	6	3	5
May	.313	99	31	5	19	Mon.	.350	40	14	2	9
June	.360	89	32	5	16	N.Y.	.216	37	8	0	10
July	—	—	—	—	—	Phi.	.273	44	12	4	8
August	.187	75	14	4	16	Pit.	.300	20	6	1	3
Sept.-Oct.	.256	90	23	4	21	St. L.	.412	17	7	1	5
Before ASB	.332	277	92	12	48	N.L. EAST	.298	178	53	11	40
After ASB	.224	165	37	8	37						

CANDY MALDONADO'S CAREER HIGHS

MOST HITS: 5, August 21, 1985 at Philadelphia (with Los Angeles).

MOST RBIs: 6, (twice) — last: September 27, 1987 at Atlanta.

MOST HOME RUNS: 2, (4 times) — last: June 2, 1987 vs. Philadelphia (Mike Jackson)

CAREER GRAND SLAMS: 3 — last: September 27, 1987 at Atlanta (PH, Chuck Cary).

LONGEST HITTING STREAK: 8, (3 times) — last: May 2-10, 1987.

MOST STOLEN BASES: 1, (13 times) — last: September 12, 1987 at Cincinnati.



KIRT MANWARING (C)

BIRTHDATE: July 15, 1965

1988 OPENING DAY AGE: 22

BIRTHPLACE: Elmira, New York

BATS: Right **THROWS:** Right

HEIGHT: 5-11 **WEIGHT:** 185

M.L. SERVICE: 31 days

HOW OBTAINED: Giants #2 selection in June, 1986 Draft

CONTRACT STATUS: Signed through 1988

1987 SEASON was the Giants' Double-A catcher in just his second full season as a professional . . . turned in a very strong season that earned him a call to the big leagues . . . continued to be very strong behind the plate, tossing out 33% of the would-be basestealers (37 of 112) . . . led all Texas League catchers with 93 games, 688 total chances, 81 assists and eight double plays . . . is highly regarded in his handling of pitchers and is credited with helping the Shreveport staff record the lowest team ERA in the Texas League (2.85, nearly a full run per game better than the second best staff) . . . started the year quickly with the bat, hitting .314 through his first ten games . . . batted .304 in June and .286 in July . . . had his average at .295 in 73 games through July 23 . . . drove in four runs vs. Midland July 28 . . . his contract was purchased by the Giants September 3 and he made his ML debut September 15 vs. San Diego, catching John Burkett, who also was making his ML debut . . . collected his first ML hit off Rick Mahler, October 2 vs. Atlanta . . .

PRO CAREER **1986** — was assigned to Clinton of the Midwest League after his selection in the June draft . . . was the Giants' second pick, behind Matt Williams . . . became Clinton's starting catcher and hit .245 in his 49 games . . .

PERSONAL played baseball, football and lacrosse at Horseheads (New York) High . . . graduated in 1983 . . . attended Coastal Carolina College in Myrtle Beach, South Carolina . . . hobbies include hunting and fishing . . . married (Kim Kelly, January 3, 1988) . . . resides in Horseheads, New York.

Kirt Dean Manwaring


Year	Club	AVG.	G	AB	R	H	2B	3B	HR	RBI	BB	SO	SB
1986	Clinton	.245	49	147	18	36	7	1	2	16	14	26	1
1987	Shreveport	.267	98	307	27	82	13	2	2	22	19	33	1
	San Francisco	.143	6	7	0	1	0	0	0	0	0	1	0
M.L.	Totals	.143	6	7	0	1	0	0	0	0	0	1	0

1987 & CAREER BATTING BREAKDOWN

	AVG.	AB	H	HR	RBI		AVG.	AB	H	HR	RBI
Season	.143	7	1	0	0	Vs. Atl.	.500	2	1	0	0
Candlestick	.333	3	1	0	0	Cin.	—	—	—	—	—
Road	.000	4	0	0	0	Hou.	—	—	—	—	—
Day	—	—	—	—	—	L.A.	—	—	—	—	—
Night	.143	7	1	0	0	S.D.	.000	5	0	0	0
Vs. RHP	.200	5	1	0	0	N.L. WEST	.143	7	1	0	0
Vs. LHP	.000	2	0	0	0						

MANWARING'S CAREER TRANSACTIONS

— Selected by San Francisco in 2nd round of June, 1986 draft; signed by scout Jim Fairey.



RANDY McCAMENT (RHP)

BIRTHDATE: July 29, 1962

1988 OPENING DAY AGE: 25

BIRTHPLACE: Albuquerque, New Mexico

BATS: Right **THROWS:** Right

HEIGHT: 6-3 **WEIGHT:** 180

M.L. SERVICE: None

HOW OBTAINED: Giants #15 selection in June, 1985 Draft

CONTRACT STATUS: Signed through 1988

1987 SEASON the right hander teamed with lefty Ed Puikunas as Shreveport's bullpen stoppers . . . tied with Puikunas for the team lead with 14 saves (sixth in the Texas League) . . . Randy finished second in the league with 44 games finished and fifth with 33 relief points (4-3, 14 saves) . . . led the Shreveport staff with 52 appearances . . . showed great control, allowing just 1.6 unintentional walks per nine innings . . . did not allow an earned run in 13 innings covering eight games, picking up three wins and two saves in that span . . .

PRO CAREER **1986**—California League All-Star . . . led the league with 19 saves and won the circuit's Relief Man Award . . . led the Fresno staff with 54 appearances . . . was promoted to Shreveport and recorded two wins and two saves in his eight games . . . **1985**—Northwest League All-Star in his only season as a starter . . . paced the league with two shutouts and 105.2 innings pitched . . . led the Everett staff with a 2.90 ERA (seventh in the league) and tied for the lead with seven wins . . . tossed a seven-hit, 6-2 complete-game win in the Northwest League Championship Game to give Everett its first NL title . . .

PERSONAL was a baseball, basketball and football star at Greenway High in Phoenix, Arizona . . . selected as the All-Arizona state high school pitcher . . . graduated in 1980 . . . attended Grand Canyon College in Phoenix and set a school mark with a career 23-2 record . . . hobbies are hunting and fishing . . . single . . . resides in Glendale, Arizona.

McCAMENT *continued*

Larry Randall McCament

Year	Club	W-L	ERA	G	GS	CG	SHO	SV	IP	H	R	ER	BB	SO
1985	Everett	7-3	2.90	14	14	5	2*	0	105.2*	97	46	34	20	66
1986	Fresno	4-4	2.49	54	0	0	0	19*	86.2	87	36	24	24	61
	Shreveport	2-1	2.79	8	0	0	0	2	19.1	16	7	6	4	16
1987	Shreveport	4-3	2.38	52	0	0	0	14	79.1	78	28	21	18	39

McCAMENT'S CAREER TRANSACTIONS

— Selected by San Francisco in 15th round of June, 1985 draft; signed by scout Gene Thompson.



FRANCISCO MELENDEZ (IF)

NICKNAME: Cisco
BIRTHDATE: January 25, 1964
1988 OPENING DAY AGE: 24
BIRTHPLACE: Rio Pedras, Puerto Rico
BATS: Left **THROWS:** Left
HEIGHT: 6-0 **WEIGHT:** 185
M.L. SERVICE: 93 days
HOW OBTAINED: Acquired from the Phillies for cash, March 22, 1987
CONTRACT STATUS: Signed through 1988

1987 SEASON the left-hand hitting first baseman posted the best offensive numbers of his seven-year career, and was selected to the PCL All-Star team . . . paced the league with 168 hits and finished third with a career-high .327 average . . . also drew a league-high 11 intentional walks . . . led Phoenix with a career-high 85 RBIs (fourth in the PCL) . . . started the season by hitting .333 in April and May, including 24 RBIs in 30 May games . . . then he got hot . . . batted an amazing .431 in 28 games during the month of June, earning the PCL Player of the Month honors . . . hit safely in 31 of 34 games from June 2-July 4, including a 13-game hitting streak from June 11-24 (23-for-51, .451) . . . played 127 games at first and seven in the outfield . . . earned a September promotion to San Francisco and made his Giants debut September 5 vs. his former team, Philadelphia . . . in his only star with S.F., he went 4-for-4 at San Diego September 29 . . . hit his first ML home run as a pinch hitter October 2 vs. Atlanta off Kevin Coffman . . . played Winter ball for Arecibo in Puerto Rico . . .

PRO CAREER **1986**—finished eighth in the PCL with a .318 average . . . was second on the Portland club in average and third with 113 hits . . . appeared in nine games with the Phillies, July 24-August 14 . . . **1984**—led Portland and finished ninth in the PCL with a .315 average in his first action at the Triple-A level . . . set a career high with 36 doubles . . . led all PCL first basemen with a .991 fielding percentage and 1085 putouts . . . earned his first trip to the Majors and collected his first ML hit, a pinch single off Bill Gullickson, September 25 vs. Montreal . . . **1983**—voted to the Eastern League All-Star Team . . . led all first basemen with 1166 total chances, 1081 putouts and 99 double plays . . . **1982**—led the Carolina League with 33 doubles . . . **1981**—split the year between Peninsula and Spartanburg after signing at the age of 16 . . .

PERSONAL was a baseball star at Ramon Vila Mayo High School in Puerto Rico . . . played American Legion baseball . . . enjoys listening to music . . . married (Lesbia DeJesus, September 17, 1984) . . . resides in Juana Diaz, Puerto Rico.

Francisco Javier Melendez

Year	Club	AVG.	G	AB	R	H	2B	3B	HR	RBI	BB	SO	SB
1981	Peninsula	.135	32	74	6	10	3	0	0	6	12	23	3
	Spartanburg	.268	85	306	44	82	13	1	3	36	32	57	5
1982	Peninsula	.292	118	424	54	124	33*	3	4	69	42	76	6
1983	Reading	.298	126	450	81	134	17	4	5	75	55	56	12
1984	Portland	.312	128	506	63	158	36	8	3	65	43	50	1
	Philadelphia	.130	21	23	0	3	0	0	0	2	1	5	0
1985	Portland	.280	130	397	41	111	25	2	2	54	42	42	4
1986	Portland	.318	96	356	47	113	21	2	4	57	33	33	2
	Philadelphia	.250	9	8	0	2	0	0	0	0	0	2	0
1987	Phoenix	.327	138	514	78	168	20	9	3	85	83	68	2
	San Francisco	.313	12	16	2	5	0	0	1	1	0	3	0
M.L. Totals		.213	42	47	2	10	0	0	1	3	1	10	0

GW-RBIs: Career Total (0)

CAREER vs. THE NATIONAL LEAGUE

	AVG.	AB	H	HR	RBI		AVG.	AB	H	HR	RBI
Atlanta	.200	5	1	1	1	Chicago	.333	6	2	0	0
Cincinnati	.000	1	0	0	0	Montreal	.400	5	2	0	0
Houston	.000	2	0	0	0	New York	.333	3	1	0	2
Los Angeles	.000	4	0	0	0	Philadelphia	.000	1	0	0	0
San Diego	.667	6	4	0	0	Pittsburgh	.000	8	0	0	0
S.F.	.000	4	0	0	0	St. Louis	.000	2	0	0	0
N.L. WEST	.227	22	5	1	1	N.L. EAST	.200	25	5	0	2

1987 BATTING BREAKDOWN

	AVG.	AB	H	HR	RBI		AVG.	AB	H	HR	RBI
Season	.313	16	5	1	1	Vs. Atl.	.200	5	1	1	1
Candlestick	.143	7	1	1	1	Cin.	.000	1	0	0	0
Road	.444	9	4	0	0	Hou.	.000	1	0	0	0
Day	.000	2	0	0	0	L.A.	.000	3	0	0	0
Night	.357	14	5	1	1	S.D.	.800	5	4	0	0
Vs. RHP	.333	15	5	1	1	N.L. WEST	.333	15	5	1	1
Vs. LHP	.000	1	0	0	0						
April	-	-	-	-	-	Chi.	-	-	-	-	-
May	-	-	-	-	-	Mon.	-	-	-	-	-
June	-	-	-	-	-	N.Y.	-	-	-	-	-
July	-	-	-	-	-	Phi.	.000	1	0	0	0
August	-	-	-	-	-	Pit.	-	-	-	-	-
Sept-Oct.	.313	16	5	1	1	St. L.	-	-	-	-	-
Before ASB	-	-	-	-	-	N.L. EAST	.000	1	0	0	0
After ASB	.313	16	5	1	1						

MELLENDEZ' CAREER TRANSACTIONS

- Signed as a free agent by Philadelphia, October 4, 1980 by scout Luis Peraza.
- Traded to San Francisco for cash, March 22, 1987.

FRANCISCO MELLENDEZ' CAREER HIGHS

MOST HITS: 4, September 29, 1987 at San Diego
MOST RBIs: 2, September 19, 1984 vs. New York (with Philadelphia)
MOST HOME RUNS: 1, October 2, 1987 vs. Atlanta (Kevin Coffman)

ROOKIE ROUNDUP

Since 1947 there have been only four unanimous winners of the BBWAA's N.L. Rookie of the Year Award. They include Giants **Orlando Cepeda** (1958) and **Willie McCovey** (1959), Cincinnati's Frank Robinson (1956) and St. Louis' Vince Coleman (1985). The following players on the Giants' 1988 40-man roster are eligible to be Rookie of the Year:

Randy Bockus
 John Burkett
 Dennis Cook
 Angel Escobar
 Dean Freeland
 Charlie Hayes
 Kirt Manwaring

Randy McCament
 Francisco Melendez
 Jose Pena
 Tony Perezchica
 Jon Perlman
 Jessie Reid
 Trevor Wilson



BOB MELVIN (C)

BIRTHDATE: October 28, 1961

1988 OPENING DAY AGE: 26

BIRTHPLACE: Palo Alto, California

BATS: Right **THROWS:** Right

HEIGHT: 6-4 **WEIGHT:** 205

M.L. SERVICE: 2 years, 115 days

HOW OBTAINED: Acquired from the Detroit Tigers with Juan Berenguer and Scott Medvin for Dave LaPoint, Eric King and Matt Nokes, October 7, 1985

CONTRACT STATUS: Signed through 1988

1987 SEASON a fine defensive catcher, Bob began the season quickly at the plate, pounding out two homers in his first start, April 7 vs. San Diego . . . was an important factor in the Giants' quick start by hitting .287 with seven home runs and 17 RBIs in his first 29 games through mid-May . . . collected a career-high four hits at San Diego April 13 . . . suffered a sprained right ankle at St. Louis July 11, missing 15 days on the disabled list . . . drove in a career-high four runs vs. San Diego September 15 . . . hit two HRs in a game again at Candlestick September 22 off Fernando Valenzuela . . . his first four career hits against the Dodgers were home runs (three off Fernando) . . . five of his 11 HRs came against the Padres . . . was again very tough to steal against, tossing out 40% (second highest in NL, behind Mike Lavalliere's 42%) of attempted base stealers (31 of 78) . . . gunned down Tim Raines and Vince Coleman twice . . . made just one error in 84 games behind the plate all year . . . hit .242 vs. lefties and now has a .275 average vs. southpaws (66-for-240) in his three ML seasons . . . is the Giants player representative . . . **POST-SEASON**—made two starts during the NLCS, games #2 & 6 . . . went 3-for-3 during game #6 . . .

PRO CAREER **1986**—hit .429 during a career-high, nine-game hitting streak from May 21-June 15 (15-for-35) . . . hit his first ML home run off Mark Thurmond June 18 at San Diego . . . hit .408 in 16 games during June . . . threw out 37 of 103 would-be base stealers (36%, best on club) . . . **1985**—was hitting .312 with eight HRs and 19 RBIs in 36 games when he was recalled by the Tigers May 22 . . . made his ML debut May 25 at Seattle and went 2-for-4 with two doubles . . . hit safely in his first four ML games . . . was optioned back to Nashville August 12 only to be recalled again September 3 . . . **1984**—started slowly at Evansville (AAA) after coming out of Spring Training with an injury . . . joined Birmingham (AA) June 16 and hit .333 in his first 16 games . . . **1983**—a solid start at Birmingham (.288, 10 HRs and 56 RBIs in 78 games) prompted his promotion to Evansville near mid-season . . . reached double figures in home runs in his first three pro seasons . . . **1982**—led Southern League catchers with a .993 fielding percentage . . . hit two grand slams . . .

PERSONAL played baseball, basketball and golf at nearby Menlo-Atherton High School in Menlo Park, California . . . graduated in 1979 . . . attended the University of California, Berkeley . . . also attended Cañada College in Redwood City, California . . . enjoys playing golf . . . married (Kelly Robertson, January 7, 1983) . . . resides in Redwood City, California.

BOB MELVIN'S CAREER HIGHS

MOST HITS: 4, April 13, 1987 at San Diego.

MOST RBIs: 4, (twice) — last: September 15, 1987 vs. San Diego.

MOST HOME RUNS: 2, (twice) — last: September 22, 1987 vs. Los Angeles (Fernando Valenzuela)

CAREER GRAND SLAMS: None.

LONGEST HITTING STREAK: 9, May 21-June 15, 1986.

MOST STOLEN BASES: 1, (3 times) — last: August 9, 1986 at Atlanta.

Robert Paul Melvin

Year	Club	AVG.	G	AB	R	H	2B	3B	HR	RBI	BB	SO	SB
1981	Macon	.272	114	412	56	112	19	1	14	64	35	71	5
1982	Birmingham	.236	98	364	33	86	12	1	13	52	24	70	1
1983	Birmingham	.288	78	285	43	82	14	2	10	56	18	54	0
	Evansville	.190	45	142	10	27	6	0	2	11	7	41	0
1984	Evansville	.248	44	141	12	35	13	0	0	11	3	32	0
	Birmingham	.269	69	271	34	73	14	1	2	33	18	47	1
1985	Nashville	.271	53	177	27	48	7	1	9	24	16	38	3
	Detroit	.220	41	82	10	18	4	1	0	4	3	21	0
1986	San Francisco	.224	89	268	24	60	14	2	5	25	15	69	3
	San Francisco	.199	84	246	31	49	8	0	11	31	17	44	0
N.L.	Totals	.212	173	514	55	109	22	2	16	56	32	113	3
A.L.	Totals	.220	41	82	10	18	4	1	0	4	3	21	0
M.L.	Totals	.213	214	596	65	127	26	3	16	60	35	134	3

GW-RBIs: Career Total (8); 1987 (6); 1986 (2); 1985 (0)

LEAGUE CHAMPIONSHIP SERIES RECORD

Year	Club	AVG.	G	AB	R	H	2B	3B	HR	RBI	BB	SO	SB
1987	S.F. vs. St. L.	.429	3	7	0	3	0	0	0	0	1	1	0

CAREER HOME RUNS BY BALL PARK

All	Chi	Cin	Hou	LA	Mon	NY	Phi	Pit	STL	SD	SF
0	0	2	0	1	2	0	0	0	0	3	8

CAREER vs. THE NATIONAL LEAGUE

	AVG.	AB	H	HR	RBI		AVG.	AB	H	HR	RBI
Atlanta	.212	52	11	1	3	Chicago	.216	37	8	1	9
Cincinnati	.271	59	16	2	7	Montreal	.135	37	5	2	4
Houston	.242	62	15	0	2	New York	.258	31	8	0	4
Los Angeles	.105	57	6	4	6	Philadelphia	.219	32	7	0	1
San Diego	.234	64	15	6	12	Pittsburgh	.097	31	3	0	2
S.F.	—	—	—	—	—	St. Louis	.288	52	15	0	6
N.L. WEST	.214	294	63	13	30	N.L. EAST	.209	220	46	3	26

1987 BATTING BREAKDOWN

	AVG.	AB	H	HR	RBI		AVG.	AB	H	HR	RBI
Season	.199	246	49	11	31	Vs. All	.206	34	7	0	1
Candlestick	.175	114	20	6	16	Cin.	.158	19	3	1	2
Road	.220	132	29	5	15	Hou.	.000	19	0	0	0
Day	.130	92	12	1	5	L.A.	.138	29	4	2	2
Night	.240	154	37	10	26	S.D.	.294	34	10	5	9
Vs. RHP	.170	147	25	6	15	N.L. WEST	.178	135	24	8	14
Vs. LHP	.242	99	24	5	16						
April	.255	55	14	4	7	Chi.	.333	18	6	1	7
May	.246	69	17	3	10	Mon.	.143	21	3	2	3
June	.133	45	6	1	4	N.Y.	.267	15	4	0	2
July	.160	25	4	0	4	Phi.	.235	17	4	0	1
August	.000	22	0	0	0	Pit.	.059	17	1	0	2
Sept.-Oct.	.267	30	8	3	6	St. L.	.304	23	7	0	2
Before ASB	.212	189	40	8	24	N.L. EAST	.225	111	25	3	17
After ASB	.158	57	9	3	7						

MELVIN'S CAREER TRANSACTIONS

- Selected by Baltimore in 3rd round of June, 1979 draft.
- Selected by Detroit in 1st round (secondary phase) of January, 1981 draft; signed by scout Bill Lajoie.
- On disabled list, May 1-25, 1982 with an injured left knee.
- Traded to San Francisco with Juan Berenguer (p) and a player to be named later (Scott Medvin, p) for Dave LaPoint (p), Eric King (p) and Matt Nokes (c), October 7, 1985.
- On disabled list, July 11-26, 1987 with a sprained right ankle.

GIANTS MEDIA PHONE

The Giants Media Phone, a broadcast-quality recording service for the media, is available with actualities of Giants players and officials following every Giants home game. Reports are also available during Spring Training and whenever any other significant information is released by the Giants.

This service is for members of the media only. The confidential phone number is available from the Giants Public Relations department.



KEVIN MITCHELL (IF)

BIRTHDATE: January 13, 1962

1988 OPENING DAY AGE: 26

BIRTHPLACE: San Diego, California

BATS: Right **THROWS:** Right

HEIGHT: 5-11 **WEIGHT:** 210

M.L. SERVICE: 2 years, 27 days

HOW OBTAINED: Acquired from San Diego with Dave Dravecky and Craig Lefferts for Chris Brown, Keith Comstock, Mark Davis and Mark Grant, July 4, 1987

CONTRACT STATUS: Signed through 1988

1987 SEASON Kevin posted impressive numbers during his sophomore season, a combined .280 average, 22 homers and 70 RBIs for the Giants and Padres . . . his impact on the Giants following his acquisition from San Diego July 4 was immediate . . . the next day at Wrigley, he tied career marks with two home runs and four RBIs off Les Lancaster . . . was a major force in San Francisco's August stretch drive as he contributed a .381 average (32-for-84) with five HRs and 11 RBIs . . . hit .486 during a career-high nine-game hitting streak from July 29-August 9 (18-for-37) . . . had four hits and four RBIs vs. Houston August 13 . . . stole three bases and added a two-run HR at Houston September 8 . . . prior to the trade, Kevin hit .245 with seven homers and 26 RBIs in 62 games with San Diego . . . hit two HRs off Rick Honeycutt at Dodger Stadium July 1 . . . all of his season totals easily surpassed his rookie numbers in 1986 . . . he started nearly every game with the Giants at third base, but also saw action at shortstop and in right and left field . . . as a Giant he hit .371 with MISP (23-for-62) . . . **POST-SEASON**—started all seven NLCS games at third base . . . had two hits in games #4 & 5, including a solo HR off Greg Mathews in game #5 . . .

PRO CAREER **1986**—played six different positions for the World Champion Mets . . . hit .342 in the first half . . . finished third in the NL Rookie of the Year balloting, behind Todd Worrell and Robby Thompson . . . hit his first ML home run off John Tudor April 27 . . . batted .250 in both the NLCS and World Series . . . delivered a key pinch single and scored the Mets' tying run in the tenth inning of game #6 . . . **1985**—spent the entire year playing for Tidewater (AAA) in the International League and finished ninth in the league with a .290 mark . . . played third base for the Tides IL Championship team . . . **1984**—made his first appearance in AAA with Tidewater and was promoted for a brief September tour with the Mets . . . his first big league hit came September 19, a single off Steve Carlton at Veterans Stadium . . . **1983**—at Jackson (AA), he led the Mets in RBIs with 85 and earned a spot on the Texas League All-Star team . . . hit for the cycle May 17 at El Paso . . . his 224 assists at third base led the league . . . following the season, he was promoted to Tidewater to assist the Tides in winning the Triple-A World Series in Louisville . . . **1982**—played in only 29 games during the year, batting .318, due to injuries in his thumb and knee . . . did not play after July 21 . . . **1981**—his initial year of professional baseball was a success, finishing fourth in the Appalachian League in batting with a .335 mark in 62 games at Kingsport.

PERSONAL attended Clairmont High School in San Diego in 1979 . . . switched from catcher to third base in high school . . . his uncle, Maurice Jackson, played in the Giants' organization, while another uncle, Andy Chiles, played in the Dodgers' farm system . . . single . . . resides in San Diego, California.

Kevin Darrell Mitchell

Year	Club	AVG.	G	AB	R	H	2B	3B	HR	RBI	BB	SO	SB
1981	Kingsport	.335	62	221	39	74	9	2	7	45	22	31	5
1982	Lynchburg	.318	29	85	19	27	5	1	1	16	13	25	0
1983	Jackson	.299	120	441	75	132	25	2	15	85	48	84	11
1984	Tidewater	.243	120	432	51	105	21	3	10	54	25	89	1
	New York (NL)	.214	7	14	0	3	0	0	0	1	0	3	0
1985	Tidewater	.290	95	348	44	104	24	2	9	43	32	60	3
1986	New York (NL)	.277	108	328	51	91	22	2	12	43	33	61	3
1987	San Diego	.245	62	196	19	48	7	1	7	26	20	38	0
	San Francisco	.306	69	268	49	82	13	1	15	44	28	50	9
M.L.	Totals	.278	246	806	119	224	42	4	34	114	81	152	12

GW-RBIs: Career Total (13); 1987 (6); 1986 (7)

LEAGUE CHAMPIONSHIP SERIES RECORD

Year	Club	AVG.	G	AB	R	H	2B	3B	HR	RBI	BB	SO	SB
1986	N.Y. vs. Hou.	.250	2	8	1	2	0	0	0	0	0	1	0
1987	S.F. vs. St. L.	.267	7	30	2	8	1	0	1	2	0	3	1
LCS	Totals	.263	9	38	3	10	1	0	1	2	0	4	1

WORLD SERIES RECORD

Year	Club	AVG.	G	AB	R	H	2B	3B	HR	RBI	BB	SO	SB
1986	N.Y. vs. Bos.	.250	5	8	1	2	0	0	0	0	0	3	0

CAREER HOME RUNS BY BALL PARK

Ⓜ All	Ⓜ Chi	Ⓜ Cin	Ⓜ Hou	Ⓜ LA	Ⓜ Mon	Ⓜ NY	Ⓜ Phi	Ⓜ Pit	Ⓜ STL	Ⓜ SD	Ⓜ SF
1	3	4	4	3	0	4	1	1	3	2	8

CAREER vs. THE NATIONAL LEAGUE

	AVG.	AB	H	HR	RBI		AVG.	AB	H	HR	RBI
Atlanta	.245	53	13	2	9	Chicago	.256	78	20	4	13
Cincinnati	.258	97	25	6	14	Montreal	.288	66	19	2	6
Houston	.347	72	25	6	14	New York	.216	37	8	0	2
Los Angeles	.274	106	29	5	13	Philadelphia	.254	63	16	1	7
San Diego	.447	38	17	1	7	Pittsburgh	.237	76	18	2	12
S.F.	.255	55	14	1	4	St. Louis	.308	65	20	4	13
N. L. WEST	.292	421	123	21	61	N. L. EAST	.262	385	101	13	53

1987 BATTING BREAKDOWN

	AVG.	AB	H	HR	RBI		AVG.	AB	H	HR	RBI
Season	.280	464	130	22	70	Vs. All	.314	35	11	1	8
Home	.291	227	66	9	35	Cin.	.284	74	21	5	12
Road	.270	237	64	13	35	Hou.	.390	41	16	4	10
Day	.308	172	53	9	29	L.A.	.282	78	22	3	8
Night	.264	292	77	13	41	S.D.	.455	11	5	1	2
Vs. RHP	.255	326	83	12	46	S.F.	.273	44	12	1	4
Vs. LHP	.341	138	47	10	24	N. L. WEST	.307	283	87	15	44
April	.269	78	21	2	9	Chi.	.200	30	6	2	6
May	.192	52	10	1	7	Mon.	.276	29	8	2	4
June	.255	55	14	2	7	N.Y.	.216	37	8	0	2
July	.268	97	26	6	16	Phi.	.208	24	5	1	3
August	.381	84	32	5	11	Pit.	.229	35	8	1	4
Sept.-Oct.	.276	98	27	6	20	St. L.	.308	26	8	1	7
Before ASB	.255	235	60	10	36	N. L. EAST	.238	181	43	7	26
After ASB	.306	229	70	12	34						

MITCHELL'S CAREER TRANSACTIONS

- Signed as a free agent by New York Mets, November 16, 1980. Signed by Dean Jongewaard.
- On disabled list, July 21, 1982 through remainder of the season due to surgery to repair torn ligaments in right thumb.
- On disabled list, July 12-July 30, 1985 with pulled right hamstring.
- Traded to San Diego with Shawn Abner (of), Stanley Jefferson (of), Kevin Armstrong (p) and Kevin Brown (p) for Kevin McReynolds (of), Adam Ging (if) and Gene Walter (p), December 11, 1986.
- Traded to San Francisco with Dave Dravecky (p) and Craig Lefferts (p) for Chris Brown (if), Keith Comstock (p), Mark Davis (p) and Mark Grant (p), July 4, 1987.

KEVIN MITCHELL'S CAREER HIGHS

- MOST HITS:** 4, August 13, 1987 vs. Houston
- MOST RBIs:** 4, (3 times) - last: August 13, 1987 vs. Houston
- MOST HOME RUNS:** 2, (twice) - last: July 5, 1987 at Chicago (Les Lancaster).
- CAREER GRAND SLAMS:** None
- LONGEST HITTING STREAK:** 9, July 29-August 9 (Game One), 1987
- MOST STOLEN BASES:** 3, September 8, 1987 at Houston.



TERRY MULHOLLAND (LHP)

BIRTHDATE: March 9, 1963

1988 OPENING DAY AGE: 25

BIRTHPLACE: Uniontown, Pennsylvania

BATS: Right **THROWS:** Left

HEIGHT: 6-3 **WEIGHT:** 200

M.L. SERVICE: 80 days

HOW OBTAINED: Giants #2 selection (24th overall) in June, 1984 Draft

CONTRACT STATUS: Signed through 1988

1987 SEASON the lefthander spent the entire season with Phoenix, leading the PCL in games started (29) and runs allowed (124) . . . also tied for the staff lead with three complete games and 172.1 innings pitched . . . started the year slowly, losing his first four decisions . . . bounced back with three wins in his next four starts, including a season-best six-hitter at Vancouver May 15 . . . picked up his first-ever save with two perfect innings at Hawaii June 3 in a rare relief appearance . . . was 7-11 as a starter . . .

PRO CAREER **1986** — had three different stints with the Giants . . . was purchased from Phoenix June 5 . . . made his ML debut June 8 (2nd game) and tossed an impressive 7.1 innings, allowing five hits and one run, but had ND in Giants' 3-1 win vs. Cincinnati . . . lost three straight starts from June 14-24 before moving into the bullpen . . . had a no-hitter for 6.2 innings vs. Cincinnati August 4, but suffered a tough 2-1 loss during his second stay with S.F. . . . was involved in an unusual play in New York September 3 after his final recall from Phoenix . . . in that game, he fielded a comebacker by Keith Hernandez that stuck in his glove so he threw his glove, with the ball wedged in the webbing, to first baseman Bob Brenly for the out . . . earned his first ML win September 8 vs. San Diego, 4-3 . . . **1985** — Texas League All-Star . . . led the circuit with three shutouts . . . finished second to Randy Bockus with a 2.90 ERA, third with eight complete games and fourth with 176.2 innings pitched . . . **1984** — did not allow an earned run in 19 innings of Rookie ball at Everett and was promoted to Fresno . . . was the Giants' second selection in the first round in a pick the Giants received as compensation for Detroit's signing free agent Darrell Evans . . .

PERSONAL graduated from Laurel Highlands (Uniontown, PA) High School in 1981 . . . in 1983, he was 14-2, 2.12 in 16 starts and led Marietta (OH) College to the NCAA Division III College World Series . . . was 12-1, 2.17 in 1984, leading Marietta to a second-place finish in the World Series . . . had a career record of 30-3 with a 2.39 ERA in his three years at Marietta . . . earned NCAA Division III All-American honors in 1983-84 . . . hobbies are baseball card collecting, fishing and camping . . . married (Julie Frandell, September 17, 1985) . . . lives in Mesa, Arizona.

Terence John Mulholland

Year	Club	W-L	ERA	G	GS	CG	SHO	SV	IP	H	R	ER	BB	SO
1984	Everett	1-0	0.00	3	3	0	0	0	19.0	10	2	0	4	15
	Fresno	5-2	2.95	9	9	0	0	0	42.2	32	17	14	36	39
1985	Shreveport	9-8	2.90	26	26	8	3	0	176.2	166	79	57	87	122
1986	Phoenix	8-5	4.46	17	17	3	0	0	111.0	112	60	55	58	77
	San Francisco	1-7	4.94	15	10	0	0	0	54.2	51	33	30	35	27
1987	Phoenix	7-12	5.07	37	29	3	0	1	172.1	200	124	97	90	94
M.L.	Totals	1-7	4.94	15	10	0	0	0	54.2	51	33	30	35	27

M.L. Batting	AVG.	AB	H	2B	3B	HR	RBI
—1987	—	—	—	—	—	—	—
—Lifetime	.053	19	1	0	0	0	0

Last Home Run: None GW-RBIs: Career Total (0)

CAREER vs. THE NATIONAL LEAGUE

	W-L	ERA	G	IP	H	ER		W-L	ERA	G	IP	H	ER
Atlanta	0-1	8.53	3	6.1	7	6	Chicago	-	-	-	-	-	-
Cincinnati	0-1	4.12	5	19.2	16	9	Montreal	-	-	-	-	-	-
Houston	0-1	5.78	2	4.2	4	3	New York	0-1	6.00	1	3.0	3	2
Los Angeles	0-1	4.50	1	6.0	7	3	Philadelphia	-	-	-	-	-	-
San Diego	1-2	4.20	3	15.0	14	7	Pittsburgh	-	-	-	-	-	-
S.F.	-	-	-	-	-	-	St. Louis	-	-	-	-	-	-
N.L. WEST	1-6	4.88	14	51.2	48	28	N.L. EAST	0-1	6.00	1	3.0	3	2

MULHOLLAND'S CAREER TRANSACTIONS

— Selected by San Francisco in 1st round (24th player selected) of June, 1984 draft; signed by scout Marty Miller.

TERRY MULHOLLAND'S CAREER HIGHS

MOST STRIKEOUTS: 6, June 8, 1986 vs. Cincinnati.

MOST INNINGS PITCHED—

STARTER: 7.1, June 8, 1986 vs. Cincinnati.

RELIEVER: 1, July 2, 1986 at Atlanta.

LONGEST WINNING STREAK: 1, September 8, 1986.

LONGEST LOSING STREAK: 6, June 14-September 3, 1986.

A SAN FRANCISCO GIANT LAST ACHIEVED

A NO-HITTER: September 29, 1976; John Montefusco at Atlanta; 9-0.

A NO-HITTER AT CANDLESTICK: August 24, 1975; Ed Halicki vs. New York; 6-0.

A ONE-HITTER: June 12, 1978; Ed Halicki vs. Montreal; 1-0.

A TEAM ONE-HITTER: June 2, 1985; Vida Blue (1h), Frank Williams and Mark Davis vs. Philadelphia; 3-1.

A TWO-HITTER: September 17, 1987; Rick Reuschel vs. Houston; 4-0.

10 OR MORE STRIKEOUTS IN A GAME: August 15, 1986; Mike Krukow (12) vs. Los Angeles.

AN INSIDE-THE-PARK HOME RUN: August 29, 1984; Bob Brenly at Montreal.

TWO HOME RUNS IN A GAME: October 4, 1987; Will Clark vs. Atlanta.

THREE HOME RUNS IN A GAME: June 15, 1983; Darrell Evans vs. Houston.

A GRAND SLAM: September 27, 1987; Candy Maldonado at Atlanta.

A HOME RUN BY A PITCHER: September 28, 1987; Don Robinson at San Diego.

TWO HOME RUNS IN A GAME BY A PITCHER: May 12, 1985; Jim Gott vs. St. Louis (Bob Forsch).

BACK-TO-BACK HOME RUNS: August 30, 1987; Will Clark and Bob Brenly vs. New York (Rick Aguilera).

THREE CONSECUTIVE HOME RUNS: July 11, 1982; Reggie Smith, Milt May and Champ Summers at Montreal (Scott Sanderson, second inning).

FIVE HITS IN A GAME: August 5, 1987; Eddie Milner at Houston.

FIVE OR MORE RBIs IN A GAME: September 27, 1987; Candy Maldonado (6) at Atlanta.

A STEAL OF HOME: July 3, 1987; Jeffrey Leonard at Chicago.

THREE OR MORE STEALS IN A GAME: September 8, 1987; Kevin Mitchell at Houston.

BATTING FOR THE CYCLE: May 4, 1987; Candy Maldonado at St. Louis.

TURN A TRIPLE PLAY: October 3, 1980; Guy Sularz to Joe Pettini to Rich Murray vs. San Diego (Dave Cash).

HIT INTO A TRIPLE PLAY: July 9, 1986; Mike Aldrete vs. Chicago (Ed Lynch to Davey Lopes to Terry Francona).



JOSE PENA (C)

BIRTHDATE: April 24, 1965

1988 OPENING DAY AGE: 22

BIRTHPLACE: Bonoa, Dominican Republic

BATS: Right **THROWS:** Right

HEIGHT: 6-0 **WEIGHT:** 190

M.L. SERVICE: None

HOW OBTAINED: Signed as a free agent, January 17, 1983

CONTRACT STATUS: Signed through 1988

1987 SEASON this young catcher turned into a fine defensive receiver during the 1987 season . . . led all California League catchers by throwing out 58% of the attempted base stealers (41 of 71) . . . also improved at the plate, hitting a career-high .278 for the California League Champion Fresno Giants . . . had the best success in May, batting .338, including a 4-for-5 night at Visalia May 29 . . . drove in a season-high four runs July 28 at San Jose . . . collected five hits at Reno August 16 . . . closed out the season with a .316 average and 12 RBIs in 18 games during August . . .

PRO CAREER **1986**—tied for the Clinton lead with a career-high 53 RBIs, splitting time as a catcher and a designated hitter . . . played in a career-high 102 games, receiving more playing time in each of his three years at Clinton . . . **1983**—played 30 games at Great Falls after signing as a free agent at age 17 . . .

PERSONAL graduated from Plan de Reforma (Bonoa, Dominican Republic) in 1983 . . . is a cousin of the Cardinals' Tony Pena . . . lives in Bonoa, Dominican Republic.

Jose Luis Pena

Year	Club	AVG.	G	AB	R	H	2B	3B	HR	RBI	BB	SO	SB
1983	Great Falls	.235	30	81	7	19	0	0	0	8	3	27	2
1984	Clinton	.176	70	222	20	39	8	0	3	26	18	62	1
1985	Clinton	.263	82	262	26	69	20	0	1	24	22	53	2
1986	Clinton	.249	102	350	30	87	18	0	5	53	16	61	2
1987	Fresno	.278	80	266	43	74	11	1	4	35	12	43	6

PENA'S CAREER TRANSACTIONS

— Signed as a free agent by San Francisco on January 17, 1983 by scout Nino Escalera.

LATE SHOWS

The Giants have been involved in six games that lasted 18 or more innings, winning five of the six. Here's a look at the games that would not end:

- 23 Innings — San Francisco 8 @ New York 6, May 31, 1964 (second game).
- 21 Innings — San Francisco 1 @ Cincinnati 0, September 1, 1967.
- 18 Innings — New York 9 @ Pittsburgh 8, July 7, 1922.
 - New York 1 vs. St. Louis 0, July 2, 1933 (first game).
 - San Francisco 3 @ Pittsburgh 4, July 13, 1984 (second game).
 - San Francisco 5 @ Atlanta 4, June 11, 1985.



TONY PEREZCHICA (IF)

BIRTHDATE: April 20, 1966

1988 OPENING DAY AGE: 21

BIRTHPLACE: Mexicali, Mexico

BATS: Right **THROWS:** Right

HEIGHT: 5-11 **WEIGHT:** 165

M.L. SERVICE: None

HOW OBTAINED: Giants' #3 selection in June, 1984 Draft

CONTRACT STATUS: Signed through 1988

1987 SEASON enjoyed his best year offensively, despite missing nearly two months with two injuries . . . set career highs with a .319 average and 11 home runs . . . suffered a separated right shoulder while diving for a ball April 29 at Tulsa and was disabled for 11 days . . . played six games before he was hit by a pitch May 15, breaking a bone in his right hand . . . was out until June 23, but came back to bat .382 with five HRs and 22 RBIs in 25 games during July, earning Texas League Player of the Month honors . . . hit an incredible .509 during a 14-game hitting streak from July 13-27 (29-for-57), raising his average from .279 to .338 . . . hit a grand slam at Midland July 15 and went 4-for-4 at Midland two days later . . . also had four hits April 11 vs. Arkansas . . . played 61 games at shortstop and 29 games at second base . . . in Winter ball, Tony led Tijuana to the Mexican League Championship and a trip to the Caribbean Series . . . he hit .340 during the Mexican playoffs, including two game-winning hits . . .

PRO CAREER **1986**—California League All-Star team as he set career marks in runs (65), hits (126), doubles (30) and RBIs (54) . . . hit .300 in May and .339 in July . . . drove in five runs at Modesto July 24 . . . led all CL shortstops with 568 total chances and was second in games (126), assists (303) and double plays (54) . . . **1985**—hit .241 with 23 stolen bases as Clinton's shortstop in his first full season of professional ball . . . tied for the Midwest League lead with eight triples . . . **1984**—started 33 games at shortstop for Everett after signing in June . . .

PERSONAL was a three-time All-League star at Palm Springs (CA) High . . . he hit .455 in his sophomore year, .373 in his junior year and .512 with 11 home runs and 43 RBIs in his senior year, winning league MVP honors . . . named to All-CIF Class AA first teams in his junior and senior year . . . his 20 career homers were one shy of the CIF record . . . graduated in 1984 . . . single . . . lives in Palm Springs, California.

Antonio Llamas Perezchica

Year	Club	AVG.	G	AB	R	H	2B	3B	HR	RBI	BB	SO	SB
1984	Everett	.193	33	119	10	23	6	1	0	10	6	24	0
1985	Clinton	.241	127	452	54	109	21	8	4	40	28	77	23
1986	Fresno	.279	126	452	65	126	30	8	9	54	35	91	18
1987	Shreveport	.319	89	332	44	106	24	1	11	47	19	74	3

PEREZCHICA'S CAREER TRANSACTIONS

- Selected by San Francisco in 3rd round of June, 1984 draft; signed by scout Jack Paepke.
- On disabled list, April 30-May 10, 1987 with a bruised left shoulder and May 16-June 23, 1987 with a broken left hand.



JON PERLMAN (RHP)

BIRTHDATE: December, 13, 1958

1988 OPENING DAY AGE: 29

BIRTHPLACE: Carthage, Texas

BATS: Left **THROWS:** Right

HEIGHT: 6-3 **WEIGHT:** 185

M.L. SERVICE: 90 days

HOW OBTAINED: Signed as a free agent, January, 1986

CONTRACT STATUS: Signed through 1988

1987 SEASON began his second straight season with the Giants in the Phoenix bullpen . . . developed into an outstanding stopper for the Firebirds, finishing second in the PCL with 18 saves, and led all relievers with 12 wins, despite the fact he earned four trips to the big leagues during the course of the season . . . won the Triple-A Relief Man of the Year Award with 54 points . . . had the win or the save in 30 of Phoenix's 77 wins in 1987 (39%) . . . had a streak of three wins and five saves in eight straight appearances from May 6-28, allowing three earned runs in 19 innings (a 1.42 ERA) . . . received his first call to S.F. June 13 and appeared in four games before returning to Phoenix June 25 . . . made one appearance with the Giants in his next two trips. July 11-15 and July 28-August 1 . . . was recalled for the final time September 3 . . .

PRO CAREER **1986** — was signed as a free agent by the Giants and invited to Spring as a non-roster pitcher . . . spent the majority of the season in the bullpen, but was used as a spot starter . . . **1985** — saw his only ML action during his seven years in the Cubs' organization . . . made six relief appearances with the Cubs . . . made his ML debut September 6 vs. Cincinnati and picked up his first ML victory October 3 vs. Pittsburgh . . . **1984** — finished seventh in the American Association with a 3.79 ERA and was second on the Iowa staff with 11 wins . . . **1983** — struggled in his first full year at Iowa, splitting time in the rotation and the bullpen . . . **1982** — tied for the Texas League lead with 13 wins and finished seventh with a 3.66 ERA . . . **1980** — led the Texas League in starts with 30, was third in innings pitched (200) and fourth with 13 wins . . .

PERSONAL played baseball, basketball and football at Carthage (Texas) High . . . received a B.B.A. Degree in Finance from Baylor University in 1979 . . . selected to *The Sporting News'* All-American team while at Baylor . . . played with Lee Tunnell at Baylor . . . hobbies include hunting and golf . . . married (Dana Sloan, February 8, 1986) . . . resides in Carthage, Texas.

Jonathan Samuel Perlman

Year	Club	W-L	ERA	G	GS	CG	SHO	SV	IP	H	R	ER	BB	SO
1979	Midland	4-8	4.59	18	13	4	0	1	96.0	133	76	49	32	34
1980	Midland	13-7	4.28	30	30	9	2	0	200.0	230	115	95	76	78
1981	Iowa	2-7	6.39	16	9	1	0	0	62.0	74	53	44	37	16
	Midland	1-4	7.60	12	11	2	0	1	58.0	90	62	49	22	29
1982	Midland	13-7	3.66	26	26	8	0	0	184.0	196	89	75	50	81
1983	Iowa	4-11	4.51	31	13	3	0	3	116.0	138	78	58	29	34
1984	Iowa	11-6	3.79	24	24	4	1	0	147.1	131	69	62	51	61
1985	Iowa	7-12	4.70	32	23	4	0	0	151.1	181	91	79	45	64
	Chicago (NL)	1-0	11.42	6	0	0	0	0	8.2	10	11	11	8	4
1986	Phoenix	7-3	4.31	45	7	1	0	2	117.0	149	64	56	32	45
1987	Phoenix	12-6	2.81	52	0	0	0	18	89.2	93	36	28	37	49
	San Francisco	0-0	3.97	10	0	0	0	0	11.1	11	7	5	4	3
M.L.	Totals	1-0	7.20	16	0	0	0	0	20.0	21	18	16	12	7

M.L. Batting	AVG.	AB	H	2B	3B	HR	RBI
-1987	-	-	-	-	-	-	-
-Lifetime	.000	1	0	0	0	0	0

Last Home Run: None GW-RBIs: Career Total (0)

CAREER VS. THE NATIONAL LEAGUE

	W-L	ERA	G	IP	H	ER		W-L	ERA	G	IP	H	ER
Atlanta	0-0	5.40	3	3.1	3	2	Chicago	-	-	-	-	-	-
Cincinnati	0-0	6.75	4	6.2	8	5	Montreal	0-0	216.00	1	0.1	6	8
Houston	-	-	-	-	-	-	New York	0-0	0.00	1	1.0	0	0
Los Angeles	-	-	-	-	-	-	Philadelphia	-	-	-	-	-	-
San Diego	0-0	0.00	3	4.0	3	0	Pittsburgh	1-0	0.00	2	2.0	0	0
San Francisco	-	-	-	-	-	-	St. Louis	0-0	.337	2	2.2	1	1
N.L. WEST	0-0	4.50	10	14.0	14	7	N.L. EAST	1-0	13.50	6	6.0	7	9

1987 PITCHING BREAKDOWN

	W-L	ERA	G	IP	H	ER		W-L	ERA	G	IP	H	ER
Season	0-0	3.97	10	11.1	11	5	Vs. Atl.	0-0	5.40	3	3.1	3	2
Candlestick	0-0	5.06	5	5.1	5	3	Cin.	0-0	8.10	3	3.1	4	3
Road	0-0	3.00	5	6.0	6	2	Hou.	-	-	-	-	-	-
Day	0-0	3.00	4	3.0	3	1	L.A.	-	-	-	-	-	-
Night	0-0	4.32	6	8.1	8	4	S.D.	0-0	0.00	3	4.0	3	0
Starter	-	-	-	-	-	-	N.L. WEST	0-0	4.22	9	10.2	10	5
Reliever	0-0	3.97	10	11.1	11	5	Chi.	-	-	-	-	-	-
April	-	-	-	-	-	-	Mon.	-	-	-	-	-	-
May	-	-	-	-	-	-	N.Y.	-	-	-	-	-	-
June	0-0	0.00	4	4.1	3	0	Phi.	-	-	-	-	-	-
July	0-0	10.78	2	1.2	3	2	Pit.	-	-	-	-	-	-
August	-	-	-	-	-	-	St. L.	0-0	0.00	1	0.2	1	0
Sept.-Oct.	0-0	5.06	4	5.1	5	3	N.L. EAST	0-0	0.00	1	0.2	1	0
Before ASB	0-0	0.00	5	5.0	4	0							
After ASB	0-0	7.11	5	6.1	7	5							

PERLMAN'S CAREER TRANSACTIONS

- Selected by Chicago Cubs in 5th round of June, 1978 draft.
- Selected by Chicago Cubs in 1st round (12th player selected) of June, 1979 draft; signed by scout Bill Capps.
- Released by Chicago Cubs, October 8, 1985; signed with San Francisco as a free agent, January 28, 1986.

JON PERLMAN'S CAREER HIGHS

MOST STRIKEOUTS: 3, September 6, 1985 vs. Cincinnati (with Cubs)

MOST INNINGS PITCHED -

RELIEVER: 3.1, September 6, 1985 vs. Cincinnati (with Cubs)

DOUBLE-HEADER SHUTOUTS

Only four times in San Francisco history have Giant pitchers shutout their opponents in both ends of a double header. Listed below are those four dates:

April 29, 1962 vs. Chicago Cubs

Jack Sanford (3 hits) over Glenn Hobbie, 7-0

Billy Pierce (3 hits) over Jack Curtis, 6-0

May 17, 1964 vs. New York Mets

Bob Hendley (3 hits) over Al Jackson, 6-0

Ron Herbel (7 hits) over Jack Fisher, 1-0

June 4, 1967 vs. New York Mets

Joe Gibbon (4 hits) over Bill Denehy, 7-0

Mike McCormick (8 hits) over Chuck Estrada, 5-0

July 21, 1974 vs. Montreal Expos

Jim Barr (6 hits) over Steve Renko, 4-0

John D'Acquisto and Elias Sosa (2 hits) over Steve Rogers, 2-0



JOE PRICE (LHP)

BIRTHDATE: November 29, 1956

1988 OPENING DAY AGE: 31

BIRTHPLACE: Inglewood, California

BATS: Right **THROWS:** Left

HEIGHT: 6-4 **WEIGHT:** 215

M.L. SERVICE: 7 years, 34 days

HOW OBTAINED: Signed as a free agent, February 5, 1987

CONTRACT STATUS: Signed through 1989

1987 SEASON the 1987 season was one of great encouragement for Joe as he battled back from elbow problems that plagued him in 1985-86 . . . signed a Triple-A contract with the Giants in February and was invited to Spring camp . . . started the season with Phoenix, posting a 6-0, 2.49 record with two saves in 17 games . . . was 3-0, 2.52 in eight starts and 3-0, 2.45 in nine relief outings at Phoenix . . . was recalled July 5 after the "Chicago Seven" trade . . . arrived in Chicago that day and picked up the win in his first game as a Giant, hurling two shutout innings . . . was especially effective in long relief . . . tossed 4.2 hitless innings of relief at Los Angeles July 27 . . . earned his second win with four shutout innings at Atlanta September 27 . . . earned his only save with three scoreless innings at Los Angeles September 30 . . . stranded all seven baserunners he inherited this season . . . opponents hit just .154 against him (19-for-123) . . . allowed just 19 hits in 35 innings, while striking out 42 . . . **POST-SEASON**—appeared in two games of the NLCS, hurling 5.2 scoreless innings . . . picked up the win in game #5 with five shutout innings of one-hit ball, while striking out six . . . the win gave the Giants a 3-2 lead in the series . . .

PRO CAREER 1986—began the season in the Reds bullpen, making 21 relief appearances . . . made two starts prior to the All-Star break . . . was placed on the disabled list after the break . . . was activated September 1 and made just two more relief outings . . . **1985**—tied a NL relief record by striking out six consecutive batters May 8 in Philadelphia . . . was a member of the Reds' starting rotation from early June until he went on the disabled list July 23 with a left elbow problem . . . made eight appearances upon his return, but was disabled again August 29 and had surgery to remove a calcium deposit September 12 . . . **1984**—tossed his only ML shutout July 27 in Los Angeles, a two-hitter with a career-high ten strikeouts . . . **1983**—finished seventh in the NL with a 2.88 ERA, but appeared in just one game in August and one in September due to arm problems . . . NL Pitcher of the Month in July with a 5-0, 1.24 mark . . . **1982**—made only one start, appearing in a career-high 59 games . . . struck out 71 in 72.2 innings . . . **1981**—was the only lefthander on the Reds' staff . . . working only in relief, he recorded six wins and four saves . . . **1980**—earned promotion from Indianapolis June 13 and made his ML debut the next day, tossing six strong innings at St. Louis . . . picked up his first ML win at Houston June 28 . . . all three of his defeats came at the hands of the Giants, posting a 7-0 mark versus the rest of the league . . . **1978**—was second in the Florida State League with a 1.47 ERA . . . **1977**—named Billings team MVP in his first professional season . . .

PERSONAL graduated from Santana High (Santee, CA) . . . attended and played varsity baseball for both Oklahoma State University and the University of Oklahoma . . . married (LeeAnn) . . . one son (Ryan) . . . resides in Poway, California.

Joseph Walter Price

Year	Club	W-L	ERA	G	GS	CG	SHO	SV	IP	H	R	ER	BB	SO
1977	Billings	6-5	3.73	15	13	4	0	0	94.0	83	50	39	42	97
1978	Tampa	10-4	1.47	23	21	9	1	0	165.0	123	40	27	51	128
	Nashville	0-0	2.70	2	2	0	0	0	10.0	7	3	3	3	10
1979	Nashville	6-6	3.96	22	20	2	2	0	109.0	101	58	48	41	69
1980	Indianapolis	4-4	3.87	11	11	3	0	0	79.0	64	36	34	30	83
	Cincinnati	7-3	3.57	24	13	2	0	0	111.0	95	45	44	37	44
1981	Cincinnati	6-1	2.50	41	0	0	0	4	54.0	42	19	15	18	41
1982	Cincinnati	3-4	2.85	59	1	0	0	3	72.2	73	26	23	32	71
1983	Cincinnati	10-6	2.88	21	21	5	0	0	144.0	118	46	46	46	83
1984	Cincinnati	7-13	4.19	30	30	3	1	0	171.2	176	91	80	61	129
1985	Cincinnati	2-2	3.90	26	8	0	0	1	64.2	59	35	28	23	52
1986	Cincinnati	1-2	5.40	25	2	0	0	0	41.2	49	30	25	22	30
1987	Phoenix	6-0	2.49	17	8	0	0	2	61.1	45	21	17	40	49
	San Francisco	2-2	2.57	20	0	0	0	1	35.0	19	10	10	13	42
M.L.	Totals	38-33	3.51	246	75	10	1	9	694.2	631	302	271	252	492

M.L. Batting	AVG.	AB	H	2B	3B	HR	RBI
-1987	.167	6	1	0	0	0	1
-Lifetime	.118	161	19	1	0	0	5

Last Home Run: None GW-RBIs: Career Total (0)

LEAGUE CHAMPIONSHIP SERIES RECORD

Year	Club	W-L	ERA	G	GS	CG	SHO	SV	IP	H	R	ER	BB	SO
1987	S.F. vs. St.L.	1-0	0.00	1	0	0	0	0	5.2	3	0	0	1	7

CAREER VS. THE NATIONAL LEAGUE

	W-L	ERA	G	IP	H	ER		W-L	ERA	G	IP	H	ER
Atlanta	3-2	2.50	18	50.1	39	14	Chicago	4-0	2.32	17	50.1	41	13
Cincinnati	-	-	-	-	-	-	Montreal	4-3	3.54	20	56.0	51	22
Houston	3-4	3.43	31	86.2	78	33	New York	3-2	2.77	19	68.1	59	21
Los Angeles	5-2	2.79	29	77.1	61	24	Philadelphia	1-3	6.19	13	32.0	34	22
San Diego	4-5	4.01	31	92.0	95	41	Pittsburgh	2-5	6.37	20	41.0	51	29
San Francisco	4-5	3.29	24	68.1	64	25	St. Louis	5-2	3.36	24	72.1	58	27
N.L. WEST	19-18	3.29	133	374.2	337	137	N.L. EAST	19-15	3.77	113	320.0	294	134

CAREER SAVES vs. NL: Chi (1); Hou (1); LA (3); Phi (1); SD (3)

1987 PITCHING BREAKDOWN

	W-L	ERA	G	IP	H	ER		W-L	ERA	G	IP	H	ER
Season	2-2	2.57	20	35.0	19	10	Vs. Atl.	1-0	1.69	3	5.1	3	1
Candlestick	0-0	3.09	7	11.2	8	4	Cin.	-	-	-	-	-	-
Road	2-2	2.31	13	23.1	11	6	Hou.	0-1	8.10	3	3.1	3	3
Day	2-0	1.13	4	8.0	4	1	L.A.	0-0	1.54	4	11.2	7	2
Night	0-2	3.00	16	27.0	15	9	S.D.	0-0	2.45	1	3.2	2	1
Starter	-	-	-	-	-	-	N.L. WEST	1-1	2.63	11	24.0	15	7
Reliever	2-2	2.57	20	35.0	19	10							
April	-	-	-	-	-	-	Chi.	1-0	0.00	2	3.1	0	0
May	-	-	-	-	-	-	Mon.	-	-	-	-	-	-
June	-	-	-	-	-	-	N.Y.	0-0	0.00	3	4.1	2	0
July	1-1	2.89	6	9.1	2	3	Phi.	0-0	0.00	1	2.0	0	0
August	0-1	2.70	6	10.0	6	3	Pit.	0-1	13.50	2	1.1	2	2
Sept.-Oct.	1-0	2.30	8	15.2	11	4	St. L.	0-0	-	1	0.0	0	1
Before ASB	1-1	10.13	3	2.2	2	3	N.L. EAST	1-1	2.46	9	11.0	4	3
After ASB	1-1	1.95	17	32.1	17	7							

PRICE'S CAREER TRANSACTIONS

- Selected by Cincinnati in 4th round of June, 1977 draft; signed by scout Larry Barton, Jr.
- On disabled list, August 7-September 1, 1983 with tendinitis in left shoulder.
- On disabled list, July 23-August 8, 1985 with tendinitis in left elbow and August 29-September 13, 1985 due to left elbow surgery.
- On disabled list, July 17-September 1, 1986 with an inflamed left elbow.
- Granted free agency, November 12, 1986; signed with San Francisco, February 5, 1987.
- Granted free agency, November 2, 1987; re-signed with San Francisco, December 10, 1987.

JOE PRICE'S CAREER HIGHS

LOW-HIT GAME: 2-hitter (twice)—last: July 27, 1984 at Los Angeles (with Cincinnati).

MOST STRIKEOUTS: 10, July 27, 1984 at Los Angeles (with Cincinnati)

MOST INNINGS PITCHED —

STARTER: 9, (9 times)—last: August 6, 1984 vs. San Diego (with Cincinnati).

RELIEVER: 6, July 27, 1980 at New York (with Cincinnati).

LONGEST WINNING STREAK: 5, (3 times)—last: July 3-24, 1983 (with Cincinnati).

LONGEST LOSING STREAK: 3, (3 times)—last: June 15, 1985—April 13, 1986 (with Cincinnati)



JESSIE REID (OF)

NICKNAME: Jay
BIRTHDATE: June 1, 1962
1988 OPENING DAY AGE: 25
BIRTHPLACE: Honolulu, Hawaii
BATS: Left **THROWS:** Left
HEIGHT: 6-1 **WEIGHT:** 200
M.L. SERVICE: 33 days
HOW OBTAINED: Giants #1 selection (seventh overall) in June, 1980 Draft
CONTRACT STATUS: Signed through 1988

1987 SEASON improved his power numbers during his second full season at Phoenix and earned his first trip to the Major Leagues . . . hit a career-high 16 home runs to lead the Phoenix club . . . his .455 slugging percentage and nine game-winning RBIs were also tops among the Firebirds . . . was second on the club with 84 RBIs (seventh in PCL) and 19 stolen bases . . . twice drove in four runs: May 7 vs. Portland; and May 12 at Vancouver with a double, triple and homer . . . finished the season with a .330 average and 21 RBIs over his last 29 games . . . closed out the year with a nine-game hitting streak, August 23-September 1 . . . was recalled by the Giants and made his ML debut as a pinch hitter September 9 at Houston, striking out on three pitches against Nolan Ryan . . . his only ML hit was his first ML home run September 29 at San Diego off Jimmy Jones . . .

PRO CAREER **1986**—hit .370 with 18 RBIs in first 21 games . . . pounded out ten homers with 27 RBIs in a 42-game span from June 3-July 14 . . . set career highs with 26 doubles and six triples . . . **1985**—started the year at Fresno (A) and was the team's offensive leader before his promotion to Phoenix June 25 . . . between Fresno and Phoenix, he hit .298 with career-high 87 RBIs . . . **1983**—pounded out 13 homers and drove in 50 runs for Shreveport . . . **1982**—named first baseman on the California League All-Star team after hitting .292 with 73 RBIs . . . voted Fresno's "Most Popular Player" by the fans . . . **1981**—stole a career-high 34 bases for Fresno . . . **1980**—finished second in the Pioneer League with a .366 average . . . named to the Pioneer League and Class-A All-Star teams . . .

PERSONAL played baseball, basketball and football at Lynwood (CA) High School . . . named to the All-League and All-California Interscholastic Federation Class AAA first teams in his sophomore (.548 average), junior (.422) and senior years . . . was All-CIF Class AAA Player of the Year, All-California and High School All-American in his senior year after hitting .558 with nine HRs and 31 RBIs with only two strikeouts in 25 games . . . graduated in 1980 . . . hobbies include hunting and fishing . . . single . . . resides in Fresno, California.

Jessie Thomas Reid

Year	Club	AVG.	G	AB	R	H	2B	3B	HR	RBI	BB	SO	SB
1980	Great Falls	.366	59	227	57	83	15	6	5	48	38	25	14
1981	Fresno	.246	124	426	68	105	15	3	1	40	77	85	34
1982	Fresno	.292	127	476	78	139	20	5	6	73	67	80	20
1983	Shreveport	.260	125	389	59	101	22	0	13	50	58	65	14
1984	Shreveport	.209	88	296	33	62	10	1	6	32	46	65	7
	Phoenix	.231	36	121	13	28	5	0	1	9	10	27	11
1985	Fresno	.323	72	254	45	82	14	2	8	55	55	33	15
	Phoenix	.263	54	179	26	47	6	3	7	32	18	32	3
1986	Phoenix	.269	120	428	70	115	26	6	14	61	50	86	10
1987	Phoenix	.270	128	433	83	117	22	5	16	84	83	80	19
	San Francisco	.125	6	8	1	1	0	0	1	1	1	5	0
M.L.	Totals	.225	6	8	1	1	0	0	1	1	1	5	0

GW-RBIs: Career Total (†), 1987 (†)

1987 & CAREER BATTING BREAKDOWN

	AVG.	AB	H	HR	RBI		AVG.	AB	H	HR	RBI
Season	.125	8	1	1	1	Vs. Atl.	.000	2	0	0	0
Candlestick	.000	2	0	0	0	Cin.	—	—	—	—	—
Road	.167	6	1	1	1	Hou.	.000	1	0	0	0
Day	.000	1	0	0	0	L.A.	.000	1	0	0	0
Night	.143	7	1	1	1	S.D.	.250	4	1	1	1
Vs. RHP	.125	9	1	1	1	N.L. WEST	.125	8	1	1	1
Vs. LHP	—	—	—	—	—						
April	—	—	—	—	—	Chi.	—	—	—	—	—
May	—	—	—	—	—	Mon.	—	—	—	—	—
June	—	—	—	—	—	N.Y.	—	—	—	—	—
July	—	—	—	—	—	Phi.	—	—	—	—	—
August	—	—	—	—	—	Pil.	—	—	—	—	—
Sept.-Oct.	.125	8	1	1	1	St. L.	—	—	—	—	—
Before ASB	—	—	—	—	—	N.L. EAST	—	—	—	—	—
After ASB	.125	8	1	1	1						

REID'S CAREER TRANSACTIONS

- Selected by San Francisco in 1st round (7th player selected) of June, 1980 draft; signed by scout George Genovese.



RICK REUSCHEL (RHP)

NICKNAME: Big Daddy
BIRTHDATE: May 16, 1949
1988 OPENING DAY AGE: 38
BIRTHPLACE: Quincy, Illinois
BATS: Right **THROWS:** Right
HEIGHT: 6-3 **WEIGHT:** 240
M.L. SERVICE: 15 years, 4 days
HOW OBTAINED: Acquired from Pittsburgh for Jeff Robinson and Scott Medvin, August 21, 1987
CONTRACT STATUS: Signed through 1989

1987 SEASON an outstanding season for the 15-year veteran . . . selected to his second All-Star Game as he led the NL with a 2.32 ERA at the break . . . was named to *The Sporting News'* Gold Glove team for the second time in his career (also with Pittsburgh in 1985) and to *Baseball America's* NL All-Star Team . . . set a career mark with 12 complete games and equalled another with four shutouts . . . both marks tied for the league lead . . . finished fourth with a 3.09 ERA and tenth with 13 wins . . . was also among the leaders in innings pitched with 227 (eighth), his most in seven years . . . had outstanding control, leading the NL with a 1.7 walks per nine inning ratio . . . walked one or fewer in 24 of his 34 games and issued just nine walks in his last 15 games (95.1 ip) . . . was 8-6, 2.75 in 25 starts for the Pirates prior to the August 21 trade for Jeff Robinson and Scott Medvin . . . had a career-high, 22-inning scoreless streak from June 27-July 8 with the Pirates, including back-to-back shutouts, June 27 vs. Chicago and July 3 vs. Los Angeles . . . NL Player of the Week July 20-26 after tossing his third shutout in five starts . . . hit his fourth career HR off Ron Robinson at Cincinnati May 22 to win the game . . . won his debut with the Giants at Philadelphia August 24, 6-1 . . . hurled three straight complete games, September 6-17, including a two-hit, 4-0 shutout of the Astros at Candlestick September 17 . . . contributed a three-run double in a 7-1 complete-game win at Cincinnati September 12 . . . tossed three two-hitters, equalling his career best . . . as a Giant, Rick did not have a stolen base attempt against him in nine games . . . among pitchers who were active in 1987, Rick ranks ninth in: wins (175); shutouts (24); strikeouts (1759); and innings (2998.2) . . . **POST-SEASON**—Rick started games #1 & 5 of the NLCS, suffering the loss in the series opener . . .

REUSCHEL *continued*

PRO CAREER has fanned ten or more in a game 12 times in his career . . . **1986**—made his 400th career start July 18 vs. San Diego . . . had a career-high seven-game losing streak, June 2-July 13 . . . went a career-high 11 innings in a ND vs. Atlanta May 27 . . . **1985**—started at Hawaii and joined the Pirates May 21 . . . finished fourth in NL ERA with his lowest career mark (2.27) . . . won *The Sporting News*' NL Comeback Player of the Year award, Roberto Clemente Award, Fred Hutchinson Award and his first Gold Glove Award (led NL pitchers with no errors in 64 chances) . . . was 13-3, 2.14 at home, tying Dock Ellis' 1971 record for most wins in a season at Three Rivers . . . **1984**—hampered by injuries throughout his last season with the Cubs, going on the DL twice . . . **1983**—opened the year with Yankees on the DL . . . came off the DL on June 9 and was released . . . signed to a Class A contract by the Cubs June 28 . . . returned to the Majors with the Cubs September 11, his first start since October 24, 1981 (Game #4 of World Series) . . . **1982**—had right rotator cuff surgery and missed the entire season . . . **1981**—traded by the Cubs to the Yankees on the eve of the players' strike . . . appeared in two games for the Yanks during the World Series . . . **1980**—won in double figures for the ninth straight year . . . NL Pitcher of the Month for August, 5-0, 0.92 ERA . . . **1979**—struck out John Stearns for career strikeout #1000, April 5 . . . got win #100 at Wrigley vs. San Diego June 6 . . . NL Pitcher of the Month for August, (7-0, 1.64) . . . the seven-game winning streak is the longest of his career (August 3-28) . . . **1977**—went 20-10 and named to *The Sporting News* NL All-Star team . . . pitched one scoreless inning in the All-Star Game . . . **1975**—teamed with brother Paul August 21 vs. Los Angeles becoming the first brothers in ML history to combine on a shutout . . . **1972**—made ML debut June 19 vs. San Francisco and struck out Bobby Bonds, the only batter he faced . . . picked up his first ML win the next day vs. the Giants . . . first ML shutout was vs. St. Louis July 30 . . .

PERSONAL acquired nickname of "Big Daddy" from Mike Krukow while teammates with the Cubs . . . graduated from Central High School in Camp Point, Illinois, in 1967 . . . attended Western Illinois University . . . his brother Paul pitched in the Majors for the Cubs and Indians (1975-78) . . . hobbies include carpentry, snowmobiling, golf and shooting . . . has one son (Darryl, March 18, 1976) and one daughter (Elizabeth, May 4, 1978) . . . resides in Arlington Heights, Illinois.

Ricky Eugene Reuschel

Year	Club	W-L	ERA	G	GS	CG	SHO	SV	IP	H	R	ER	BB	SO
1970	Huron	9-2	3.53	14	14	7	0	0	102.0	96	52	40	22	88
1971	San Antonio	8-4	2.31	16	16	9	2	0	121.0	105	40	31	15	81
1972	Wichita	9-2	1.32	12	12	8	3	0	102.0	78	30	15	20	72
	Chicago (NL)	10-8	2.93	21	18	5	4	0	129.0	127	46	42	29	87
1973	Chicago (NL)	14-15	3.00	36	36	7	3	0	237.0	244	95	79	62	168
1974	Chicago (NL)	13-12	4.29	41	38	8	2	0	241.0	262	130	115	83	160
1975	Chicago (NL)	11-17	3.73	38	37	6	0	1	234.0	244	116	97	67	155
1976	Chicago (NL)	14-12	3.46	38	37	9	2	1	260.0	260	117	100	64	146
1977	Chicago (NL)	20-10	2.79	39	37	8	4	1	252.0	233	84	78	74	166
1978	Chicago (NL)	14-15	3.41	35	35	9	1	0	243.0	235	98	92	54	115
1979	Chicago (NL)	18-12	3.62	36	36	5	1	0	239.0	251	104	96	75	125
1980	Chicago (NL)	11-13	3.40	38	38	6	0	0	257.0	281	111	97	76	140
1981	Chicago (NL)	4-7	2.45	13	13	1	0	0	86.0	87	40	33	23	53
	New York (AL)	4-4	2.66	12	11	3	0	0	71.0	75	24	21	10	22
1982	New York (AL)						DISABLED LIST							
1983	Columbus	0-1	5.06	4	4	0	0	0	16.0	21	9	9	6	7
	Quad Cities	3-4	2.42	13	13	0	0	0	70.2	73	29	19	9	56
	Chicago (NL)	1-1	3.92	4	4	0	0	0	20.2	18	9	9	10	9
1984	Chicago (NL)	5-5	5.17	19	14	1	0	0	92.1	123	57	53	23	43
1985	Hawaii	6-2	2.50	8	8	2	0	0	54.0	52	18	15	12	46
	Pittsburgh	14-8	2.27	31	26	9	1	1	194.0	153	58	49	52	138
1986	Pittsburgh	9-16	3.96	35	34	4	2	0	215.2	232	106	95	57	125
1987	Pittsburgh	8-6	2.75	25	25	9	3	0	177.0	163	63	54	35	80
	San Francisco	5-3	4.32	9	8	3	1	0	60.0	44	28	24	7	27
N.L.	Totals	171-160	3.42	458	436	90	24	4	2927.2	2957	1262	1113	791	1737
A.L.	Totals	4-4	2.66	12	11	3	0	0	71.0	75	24	21	10	22
M.L.	Totals	175-164	3.40	470	447	93	24	4	2998.2	3032	1286	1134	801	1759

M.L. Batting	AVG.	AB	H	2B	3B	HR	RBI
-1987	.139	79	11	3	0	1	10
-Lifetime	.173	953	165	32	4	4	70

Last Home Run: May 22, 1987 at Cincinnati (Ron Robinson) GW-RBIs: Career Total (2)

ALL STAR GAME RECORD

Year	Club, Site	W-L	ERA	G	GS	CG	SHO	SV	IP	H	R	ER	BB	SO
1977	NL, N.Y. (AL)	0-0	0.00	1	0	0	0	0	1.0	1	0	0	0	0
1987	NL, Oakland	0-0	0.00	1	0	0	0	0	1.1	1	0	0	0	1
ASG	Totals	0-0	0.00	2	0	0	0	0	2.1	2	0	0	0	1

DIVISION SERIES RECORD

Year	Club	W-L	ERA	G	GS	CG	SHO	SV	IP	H	R	ER	BB	SO
1981	N.Y. vs. Mil.	0-1	3.00	1	1	0	0	0	6.0	4	2	2	1	3

LEAGUE CHAMPIONSHIP SERIES RECORD

Year	Club	W-L	ERA	G	GS	CG	SHO	SV	IP	H	R	ER	BB	SO
1981	N.Y. vs. Oak.								did not pitch					
1987	S.F. vs. St. L.	0-1	6.30	2	2	0	0	0	10.0	15	8	7	2	2
LCS	Totals	0-1	6.30	2	2	0	0	0	10.0	15	8	7	2	2

WORLD SERIES RECORD

Year	Club	W-L	ERA	G	GS	CG	SHO	SV	IP	H	R	ER	BB	SO
1981	N.Y. vs. L.A.	0-0	4.91	2	2	0	0	0	3.2	7	3	2	3	2

CAREER VS. THE NATIONAL LEAGUE

	W-L	ERA	G	IP	H	ER		W-L	ERA	G	IP	H	ER
Atlanta	17-7	3.56	30	207.1	204	82	Chicago	6-2	1.94	12	83.2	64	18
Cincinnati	15-14	2.64	34	228.0	220	67	Montreal	22-18	3.25	52	360.1	356	130
Houston	12-13	2.88	37	244.0	236	78	New York	10-23	3.93	43	272.2	288	119
Los Angeles	11-16	3.72	42	237.0	266	98	Philadelphia	17-16	4.62	52	308.0	339	158
San Diego	15-7	2.68	29	167.2	152	50	Pittsburgh	13-19	4.39	41	266.1	290	130
San Francisco	17-12	3.01	45	268.2	261	90	St. Louis	16-13	2.95	41	284.0	281	93
N.L. WEST	87-69	3.09	217	1352.2	1339	465	N.L. EAST	84-91	3.70	241	1575.0	1618	648

1987 PITCHING BREAKDOWN

	W-L	ERA	G	IP	H	ER		W-L	ERA	G	IP	H	ER
Season	13-9	3.09	34	227.0	207	78	Vs. Atl.	1-1	4.50	3	18.0	15	9
Home	7-4	3.42	17	108.0	99	41	Cin.	2-0	1.13	2	16.0	11	2
Road	6-5	2.80	17	119.0	108	37	Hou.	1-0	0.60	2	15.0	10	1
Day	3-3	3.12	10	69.1	59	24	L.A.	1-2	3.23	5	30.2	32	11
Night	10-6	3.08	24	157.2	148	54	S.D.	1-0	4.50	1	6.0	9	3
Starter	13-8	2.92	33	225.0	203	73	S.F.	2-0	1.44	3	25.0	17	4
Reliever	0-1	22.50	1	2.0	4	5	N.L. WEST	8-3	2.44	16	110.2	94	30
April	0-1	2.81	4	25.2	22	8	Chi.	1-1	1.08	3	25.0	17	3
May	3-1	1.67	6	43.0	41	8	Mon.	1-0	3.31	3	16.1	19	6
June	3-2	2.68	6	47.0	35	14	N.Y.	0-2	7.85	4	18.1	21	16
July	2-1	2.43	5	37.0	32	10	Phi.	2-2	3.67	4	27.0	22	11
August	1-2	5.68	6	31.2	43	20	Pit.	-	-	-	-	-	
Sept.-Oct.	4-2	3.80	7	42.2	34	18	St. L.	1-1	3.64	4	29.2	34	12
Before ASB	7-4	2.32	18	131.2	111	34	N.L. EAST	5-6	3.71	18	116.1	113	48
After ASB	6-5	4.15	16	95.1	96	44							

REUSCHEL'S CAREER TRANSACTIONS

- Selected by Chicago Cubs in 3rd round of June, 1970 draft; signed by scout Elvin Tappe.
- Traded to New York Yankees for Doug Bird (p), cash and a player to be named later (Mike Griffin, p), June 12, 1981.
- On disabled list, March 23, 1982 through remainder of the season due to rotator cuff surgery.
- On disabled list, April 4-June 9, 1983 (included rehabilitation assignment to Columbus, May 23-June 9, 1983).
- Released by New York Yankees, June 9, 1983; signed by Chicago Cubs, June 28, 1983.
- On disabled list, March 27-April 21 and August 23-September 1, 1984, with a sore right shoulder.
- Granted free agency, November 8, 1984; signed with Pittsburgh, February 28, 1985.
- Traded to San Francisco for Jeff Robinson (p) and Scott Medvin (p), August 21, 1987.

RICK REUSCHEL'S CAREER HIGHS

LOW-HIT GAME: 2-hitter (4 times) - last, September 17, 1987 vs. Houston.

MOST STRIKEOUTS: 13, August 19, 1973 vs. Los Angeles (with Chicago).

MOST INNINGS PITCHED -

STARTER: 11.0, May 27, 1986 vs. Atlanta (with Pittsburgh).

RELIEVER: 6.0, June 20, 1972 vs. San Francisco (with Chicago).

LONGEST WINNING STREAK: 7, August 3-28, 1979 (with Chicago).

LONGEST LOSING STREAK: 8, (twice) - last, June 7-July 13, 1986 (with Pittsburgh).



DON ROBINSON (RHP)

NICKNAME: Robby

BIRTHDATE: June 8, 1957

1988 OPENING DAY AGE: 30

BIRTHPLACE: Ashland, Kentucky

BATS: Right **THROWS:** Right

HEIGHT: 6-4 **WEIGHT:** 235

M.L. SERVICE: 10 years

HOW OBTAINED: Acquired from Pittsburgh for Mackey Sasser and cash, July 31, 1987

CONTRACT STATUS: Signed through 1989

1987 SEASON the big righthander became the workhorse of the Giants bullpen following his acquisition from Pittsburgh July 31 . . . set career marks with 67 games and with 19 saves (seventh in NL) . . . tied Scott Garrelts for the most wins by an NL reliever with 11 and was fourth with 108 innings pitched . . . he made 42 relief appearances while with the Bucs, posting a 6-6, 3.86 record with a staff-high 12 saves . . . picked up two wins and six saves in ten games from April 30-May 23 for Pittsburgh . . . showed immediate results with San Francisco, recording two wins and four saves in his first ten games . . . was 4-0, 2.08 with six saves in his first 18 games as a Giant . . . provided the pitching and the power in the Giants division-clinching win at San Diego September 28 . . . he hit his seventh career home run in the eighth inning off Lance McCullers to break a 4-4 tie and hurled the last five innings to earn his 11th win . . . his seven career HRs rank fourth among active ML pitchers (Carlton 13, Forsch 12, Rhoden nine and Valenzuela also has seven) . . . saved 19 of his 27 opportunities this year, including 7-for-8 with San Francisco . . . has an errorless string of 226 games, handling 88 chances (30 PO, 58 A) since his last error, September 8, 1982 vs. New York . . . allowed his only HR as a Giant in 42.2 innings to Mike Scioscia, just the second HR off him by a lefthander in his last 198 games, dating back to June 4, 1984 . . . his career batting average of .265 (100-for-377) is the highest among all active pitchers (50 hit minimum) . . . **POST-SEASON** — Don appeared in three games during the NLCS, games #3, 6 & 7 . . . suffered the loss in game #3 . . .

PRO CAREER is the only active pitcher to be walked intentionally (pinch-hitter), June 22, 1984 vs. Philadelphia . . . **1986** — saved 14 of his 15 opportunities with the Pirates . . . was on the disabled list April 21-June 7 . . . finished 41 of his 50 appearances . . . did not allow a HR to a lefthander in 113 at bats . . . **1985** — hit a grand slam September 12 vs. Chicago off Warren Brusstar . . . made six starts (1-4, 4.05) . . . lost a career-high eight straight June 5-August 13 . . . did not allow a HR to a lefthander in 165 at-bats . . . had arthroscopic surgery on right knee October 7 . . . **1984** — recorded his lowest career ERA (3.02) in his first season as a fulltime reliever . . . won Fred Hutchinson Award . . . only NL reliever with more than 100 Ks (101 in 115 ip) . . . started in LF and went 1-for-3 with an RBI on the last day of the season with Bill Madlock managing, September 30 at Philadelphia . . . **1983** — slowed by shoulder problems all year . . . was on DL twice . . . reported to Florida Instructional League in the Fall, pitching every fourth day while playing RF the others . . . led FIL with nine HRs and 35 RBIs while hitting .313 . . . underwent right shoulder surgery in the off-season . . . **1982** — led staff and set career marks with 165 strikeouts (seventh in NL) and 15 wins (tenth) . . . hit .282 with two HRs and 16 RBIs and won the Silver Slugger Award . . . **1981** — was on DL May 2-June 6 with shoulder problems and again from August 2-26 with cut fingers suffered in a car accident with Jim Bibby . . . **1980** — missed first month recovering from shoulder surgery in 1979 . . . **1979** — was 2-0 with a save in six post season games with the World Champion Pirates . . . **1978** — *The Sporting News'* NL Rookie Pitcher of the Year and named to *Baseball Digest's* All-Rookie Team

... tossed a complete game at New York April 25 for his first ML win ... won a career-high seven straight August 4-September 6 ... 1977—had surgery on his right elbow in August to remove a bone spur ...

PERSONAL ... graduated from Ceredo-Kenova (West Virginia) High in 1975, where he starred in baseball and as a quarterback ... proud owner of Robby's, a restaurant-bar in Huntington, West Virginia ... hobbies include golf and music ... married (Rhonda Castle, September 11, 1975) ... two sons, Brad (October 21, 1979) and Brent (October 26, 1982).

Don Allen Robinson

Year	Club	W-L	ERA	G	GS	CG	SHO	SV	IP	H	R	ER	BB	SO
1975	Bradenton	2-3	2.45	10	10	2	1	0	66.0	51	23	18	31	70
1976	Charleston	12-9	3.24	25	24	11	1	0	172.0	146	79	62	64	132
1977	Shreveport	7-6	4.07	18	18	5	0	0	113.0	113	58	51	41	103
	Columbus	1-0	0.00	1	1	0	0	0	5.0	7	0	0	1	3
1978	Pittsburgh	14-6	3.47	35	32	9	1	1	228.0	203	98	88	57	135
1979	Pittsburgh	8-8	3.86	29	25	4	0	0	161.0	171	74	69	52	96
1980	Pittsburgh	7-10	3.99	29	24	3	2	1	160.0	157	74	71	45	103
1981	Pittsburgh	0-3	5.92	16	2	0	0	2	38.0	47	27	25	23	17
1982	Pittsburgh	15-13	4.28	38	30	6	0	0	227.0	213	123	108	103	165
1983	Lynn	0-1	8.10	2	2	0	0	0	6.2	9	6	6	2	5
	Pittsburgh	2-2	4.46	9	6	0	0	0	36.1	43	21	18	21	28
1984	Pittsburgh	5-6	3.02	51	1	0	0	10	122.0	99	45	41	49	110
1985	Pittsburgh	5-11	3.87	44	6	0	0	3	95.1	95	49	41	42	65
1986	Pittsburgh	3-4	3.38	50	0	0	0	14	69.1	61	27	26	27	53
	Pr. William	1-1	0.71	3	3	1	0	0	12.2	13	7	1	1	13
1987	Pittsburgh	6-6	3.86	42	0	0	0	12	65.1	66	29	28	22	53
	San Francisco	5-1	2.74	25	0	0	0	7	42.2	39	13	13	18	26
M.L.	Totals	70-70	3.82	368	126	22	3	50	1245.0	1194	580	528	459	851

M.L. Batting	AVG.	AB	H	2B	3B	HR	RBI
-1987	.222	18	4	1	0	1	2
-Lifetime	.265	377	100	15	0	7	46

Last Home Run: September 28, 1987 at San Diego (Lance McCullers) GW-RBIs: Career Total (4)

Career Grand Slams: 1, September 12, 1985 vs. Chicago (Warren Brusstar, with Pittsburgh)

LEAGUE CHAMPIONSHIP SERIES RECORD

Year	Club	W-L	ERA	G	GS	CG	SHO	SV	IP	H	R	ER	BB	SO
1979	Pitt. vs. Cin.	1-0	0.00	2	0	0	0	1	2.0	0	0	0	1	3
1987	S.F. vs. St.L.	0-1	9.00	3	0	0	0	0	3.0	3	3	3	0	3
LCS	Totals	1-1	5.40	5	0	0	0	1	5.0	3	3	3	1	6

WORLD SERIES RECORD

Year	Club	W-L	ERA	G	GS	CG	SHO	SV	IP	H	R	ER	BB	SO
1979	Pitt. vs. Balt.	1-0	5.40	4	0	0	0	0	5.0	4	3	3	6	3

CAREER VS. THE NATIONAL LEAGUE

	W-L	ERA	G	IP	H	ER		W-L	ERA	G	IP	H	ER
Allianta	7-5	4.36	26	84.2	82	41	Chicago	10-9	3.35	46	156.0	139	58
Cincinnati	3-7	5.90	24	68.2	78	45	Montreal	9-6	3.04	42	157.0	136	53
Houston	5-5	5.01	26	59.1	76	33	New York	7-7	2.66	38	145.2	119	43
Los Angeles	4-5	3.92	25	85.0	87	37	Philadelphia	8-10	4.14	38	152.1	160	70
San Diego	5-3	3.48	27	75.0	66	29	Pittsburgh	—	—	—	—	—	—
San Francisco	5-6	3.79	35	121.0	99	51	St. Louis	7-7	4.36	41	140.1	152	68
N.L. WEST	29-31	4.30	163	493.2	488	236	N.L. EAST	41-39	3.50	205	751.1	706	292

CAREER SAVES vs. NL: All (2); Chi (7); Cin (5); Hou (3); LA (5); Mon (8); NY (1); Phi (5); STL (4); SD (6); SF (4).

1987 PITCHING BREAKDOWN

	W-L	ERA	G	IP	H	ER		W-L	ERA	G	IP	H	ER
Season	11-7	3.42	67	108.0	105	41	Vs. All.	1-0	3.86	6	7.0	7	3
Home	6-2	3.72	35	48.1	48	20	Cin.	0-1	2.57	7	14.0	12	4
Road	5-5	3.17	32	59.2	57	21	Hou.	2-1	2.92	8	12.1	13	4
Day	3-3	3.53	25	43.1	41	17	L.A.	0-1	5.14	5	7.0	13	4
Night	8-4	3.34	42	64.2	64	24	S.D.	2-0	2.63	6	13.2	10	4
Starter	—	—	—	—	—	—	S.F.	1-0	1.54	7	11.2	6	2
Reliever	11-7	3.42	67	108.0	105	41	N.L. WEST	6-3	2.88	39	65.2	61	21
April	2-1	5.06	9	10.2	9	6	Chi.	1-0	1.80	3	5.0	2	1
May	2-1	3.60	11	20.0	20	8	Mon.	0-1	4.63	6	11.2	13	6
June	1-3	3.44	11	18.1	20	7	N.Y.	1-1	4.38	8	12.1	17	6
July	1-1	3.86	11	16.1	17	7	Phi.	2-1	5.00	7	9.0	5	5
August	2-0	1.71	11	21.0	16	4	Pit.	—	—	—	—	—	
Sept.-Oct.	3-1	3.74	14	21.2	23	9	St. L.	1-1	4.15	4	4.1	7	2
Before ASB	6-5	4.01	37	58.1	59	26	N.L. EAST	5-4	4.25	28	42.1	44	20
After ASB	5-2	2.72	30	49.2	46	15							

ROBINSON'S CAREER TRANSACTIONS

- Selected by Pittsburgh in 3rd round of June, 1975 draft; signed by scout Murray Cook.
- On disabled list, July 28, 1977 through remainder of the season due to surgery on right elbow to remove bone spurs.
- On disabled list, March 31-May 1, 1980 recovering from surgery on right shoulder.
- On disabled list, May 2-June 6, 1981 with right bicep tendinitis and August 2-26, 1981 with cut fingers on right hand suffered in auto accident.
- On disabled list, March 29-June 10, and July 29-September 2, 1983 with right bicep tendinitis (included rehabilitation assignment to Lynn, April 29-May 18, 1983).
- On disabled list, April 27-June 7, 1986 with strained ligaments in right knee (included rehabilitation assignment to Prince William, May 24-June 7, 1986).
- Traded to San Francisco for Mackey Sasser (c) and cash, July 31, 1987.

DON ROBINSON'S CAREER HIGHS

LOW-HIT GAME: 4-hitter (3 times)—last: October 5, 1980 vs. Chicago (with Pittsburgh).

MOST STRIKEOUTS: 10, June 14, 1982 vs. New York (with Pittsburgh).

MOST INNINGS PITCHED—

STARTER: 9, (20 times)—last: August 13, 1982 vs. St. Louis (with Pittsburgh).

RELIEVER: 80, May 30, 1984 at Cincinnati (with Pittsburgh).

LONGEST WINNING STREAK: 7, August 4-September 6, 1978 (with Pittsburgh).

LONGEST LOSING STREAK: 8, June 5-August 13, 1985 (with Pittsburgh).

GIANTS 1988 BIRTHDAY CALENDAR

JANUARY	AGE	JULY	AGE
13 Kevin Mitchell	26	9 Gordie MacKenzie	51
21 Mike Krukow	36	15 Kirt Manwaring	23
21 Jose Uribe	28	16 Norm Sherry	57
24 Alee Hammaker	30	18 Harry Spilman	34
25 Francisco Melendez	24	29 Randy McCament	26
29 Mike Aldrete	27		
FEBRUARY	AGE	AUGUST	AGE
14 Dave Dravecky	32	28 Joel Youngblood	37
17 Roger Craig	58	SEPTEMBER	AGE
25 Bob Brenly	34	5 Candy Maldonado	28
25 Dean Freeland	23	22 Jeffrey Leonard	33
		29 Craig Lefferts	31
MARCH	AGE	OCTOBER	AGE
9 Terry Mulholland	25	4 Dennis Cook	26
13 Will Clark	24	5 Randy Bockus	28
APRIL	AGE	25 Kelly Downs	28
20 Tony Perezchica	22	28 Bob Melvin	27
24 Jose Pena	23	30 Scott Garrelts	27
30 Phil Garner	39	NOVEMBER	AGE
MAY	AGE	28 John Burkett	24
10 Robby Thompson	26	28 Matt Williams	23
12 Angel Escobar	23	29 Joe Price	32
16 Rick Reuschel	39	DECEMBER	AGE
29 Charlie Hayes	23	13 Jon Perlman	30
30 Mike LaCoss	32	30 Jose Morales	44
JUNE	AGE		
1 Jessie Reid	26		
2 Bob Lillis	58		
7 Trevor Wilson	22		
8 Don Robinson	31		
14 Bill Fahey	38		
15 Dusty Baker	39		
15 Brett Butler	31		
28 Chris Speier	38		



CHRIS SPEIER (IF)

BIRTHDATE: June 28, 1950

1988 OPENING DAY AGE: 37

BIRTHPLACE: Alameda, California

BATS: Right **THROWS:** Right

HEIGHT: 6-1 **WEIGHT:** 180

M.L. SERVICE: 17 years

HOW OBTAINED: Signed as a free agent,
December 10, 1986

CONTRACT STATUS: Signed through 1988

1987 SEASON Chris highlighted his return to San Francisco, where he started his ML career in 1971, by being selected by his teammates as the 1987 recipient of the Willie Mac Award for his inspirational and valuable play . . . started 75 games in the infield, while injuries sidelined Robby Thompson, Kevin Mitchell, Chris Brown and Jose Uribe . . . made 33 starts at second, 35 at third and seven at shortstop . . . pounded out 11 home runs, his second-highest career total and his most in 14 seasons . . . hit two grand slams in five days (May 5 at St. Louis and May 9 vs. Pittsburgh), after hitting just one in his previous 2055 games during his 17-year career . . . hit his 100th HR off of the Dodgers' Brian Holton April 21 at Candlestick . . . hit two HRs in a game for just the second time in his career, June 1 vs. Philadelphia . . . was 5-for-14 (.357) as a pinch hitter, including a two-run, game-winning double at Wrigley July 5 . . . has a career pinch-hitting average of .310 (27-for-87) . . . made four errors in 1987 (the only miscues in his last 167 games) and snapped a 68-game errorless streak on April 29 at Wrigley . . . had arthroscopic surgery to remove torn cartilage from his right knee January 6 . . . needs 98 games to move into fifth on the S.F. list for games played . . . **POST-SEASON** — appeared in three games during the NLCS, including a start at second base in game #7 . . . made pinch-hitting appearances in games #1 & 6 . . .

PRO CAREER **1986** — as a utility player, he batted .284 in 155 at bats, the highest average in his 16-year career . . . had his first career two-homer game at St. Louis June 6 (off Danny Cox and Greg Bargar) . . . hit .271 as a starter and .412 (7-for-17) off the bench . . . **1985** — split the year at shortstop with Larry Bowa when Shawon Dunston was sent to Iowa (AAA) in May . . . batted .417 (5-for-12) off the bench with his only career pinch homer August 21 at Atlanta off Terry Forster . . . **1984** — started the season with Montreal, appearing in 25 games . . . filled in for an injured Ozzie Smith after going to the Cardinals . . . finished the year in Minnesota for 12 games, his only AL action . . . **1983** — homered off the Phillies' Ron Reed September 22 for his 1,500th career hit . . . **1982** — set an Expo record with eight RBIs in a game vs. Philadelphia September 22 . . . tied a club mark with six hits in a twinbill vs. Pittsburgh July 4 . . . **1981** — batted .400 (6-for-15) in the divisional playoff vs. Philadelphia . . . hit safely in all five games of the series and delivered two game-winning hits . . . **1978** — became the second Expo to hit for the cycle July 20 vs. Atlanta . . . **1977** — hit a combined .234 in 145 for the Giants and Expos with a career-high 31 doubles . . . **1975** — led all ML shortstops with a .982 fielding average . . . set a career high with 45 extra base hits, including ten homers . . . **1974** — earned his third straight All-Star game appearance . . . **1973** — named to the NL All-Star team and tied a career mark with 71 RBIs . . . **1972** — NL All-Star . . . set career marks with 15 homers, 71 RBIs, 151 hits and nine stolen bases . . . voted by NL players as the All-Star shortstop in a poll for *The Sporting News* . . . **1971** — was the starting shortstop on the Giants' Western Division Champion team in his rookie season . . . played in a career high 157 games . . . hit .357 with a home run in the NLCS vs. Pittsburgh . . . **1970** — led all Texas League shortstops with 223 putouts and 325 assists in his only minor league season . . .

SPEIER *continued*

PERSONAL graduated from Alameda (CA) High School in 1968 played college baseball at the University of California at Santa Barbara is active in the Athletes for Life movement hobbies include racquetball and Winter sports married (Aleta Pagnini) six children (Justin, Erika, Luke, Travis, Cole and Brittany) resides in Scottsdale, Arizona.

Chris Edward Speier

Year	Club	AVG.	G	AB	R	H	2B	3B	HR	RBI	BB	SO	SB
1970	Amarillo	.283	129	460	44	130	20	5	6	66	54	56	2
1971	San Francisco	.235	157	601	74	141	17	6	8	46	56	90	4
1972	San Francisco	.269	150	562	74	151	25	2	15	71	82	92	9
1973	San Francisco	.249	153	542	58	135	17	4	11	71	66	69	4
1974	San Francisco	.250	141	501	55	125	19	5	9	53	62	64	3
1975	San Francisco	.271	141	487	60	132	30	5	10	69	70	50	4
1976	San Francisco	.226	145	495	51	112	18	4	3	40	60	52	2
1977	San Francisco	.176	6	17	1	3	1	0	0	0	0	3	0
	Montreal	.235	139	531	58	125	30	6	5	38	67	78	1
1978	Montreal	.251	150	501	47	126	18	3	5	51	60	75	1
1979	Montreal	.227	113	344	31	78	13	1	7	26	43	45	0
1980	Montreal	.265	128	388	35	103	14	4	1	32	52	38	0
1981	Montreal	.225	96	307	33	89	10	2	2	25	38	29	1
1982	Montreal	.257	156	530	41	136	26	4	7	60	47	67	1
1983	Montreal	.257	88	261	31	67	12	2	2	22	29	37	2
1984	Montreal	.150	25	40	1	6	0	0	0	1	1	8	0
	St. Louis	.178	38	118	9	21	7	1	3	8	9	19	0
	Minnesota	.212	12	33	2	7	0	0	0	1	0	7	0
1985	Chicago (NL)	.243	106	218	16	53	11	0	4	24	17	34	1
1986	Chicago (NL)	.284	95	155	21	44	8	0	6	23	15	32	2
1987	San Francisco	.249	111	317	39	79	13	0	11	39	42	51	4
N.L.	Totals	.247	2138	6915	735	1706	289	49	109	699	816	933	39
A.L.	Totals	.212	12	33	2	7	0	0	0	1	0	7	0
M.L.	Totals	.247	2150	6948	737	1713	289	49	109	700	816	940	39

GW-RBIs: Career Total (27); 1987 (5); 1986 (0); 1985 (6); 1984 (4); 1983 (2); 1982 (4); 1981 (4); 1980 (2)

ALL-STAR GAME RECORD

Year	Club, Site	AVG.	G	AB	R	H	2B	3B	HR	RBI	BB	SO	SB
1972	N.L., Atlanta	.000	1	2	0	0	0	0	0	0	0	0	0
1973	N.L., Kansas City	.000	1	2	0	0	0	0	0	0	0	1	0
1974	N.L., Pittsburgh												
						(Did not play)							
ASG	Totals	.000	2	4	0	0	0	0	0	0	0	1	0

DIVISION SERIES RECORD

Year	Club	AVG.	G	AB	R	H	2B	3B	HR	RBI	BB	SO	SB
1981	Mon. vs. Phi.	.400	5	15	4	6	2	0	0	3	4	2	0

LEAGUE CHAMPIONSHIP SERIES RECORD

Year	Club	AVG.	G	AB	R	H	2B	3B	HR	RBI	BB	SO	SB
1971	S.F. vs. Pitt.	.357	4	14	4	5	1	0	1	1	1	1	0
1981	Mon. vs. L.A.	.188	5	16	0	3	0	0	0	0	2	0	0
1987	S.F. vs. S.L.L.	.000	3	5	0	0	0	0	0	0	0	2	0
LCS	Totals	.229	12	35	4	8	1	0	1	1	3	3	0

CAREER HOME RUNS BY BALL PARK

@ Atl	@ Chi	@ Cin	@ Hou	@ LA	@ Mon	@ NY	@ Phi	@ Pitt	@ STL	@ SD	@ SF
8	10	7	6	5	12	5	6	2	10	6	32

CAREER vs. THE NATIONAL LEAGUE

	AVG.	AB	H	HR	RBI		AVG.	AB	H	HR	RBI
Atlanta	.272	655	178	15	91	Chicago	.266	594	158	10	67
Cincinnati	.235	622	146	11	54	Montreal	.225	311	70	2	29
Houston	.234	607	142	11	53	New York	.250	657	164	8	66
Los Angeles	.254	686	174	10	71	Philadelphia	.248	654	162	13	81
San Diego	.251	605	152	10	61	Pittsburgh	.240	616	148	5	51
S.F.	.228	206	47	2	8	St. Louis	.235	702	165	12	67
N.L. WEST	.248	3381	839	59	338	N.L. EAST	.245	3534	867	50	361

1987 BATTING BREAKDOWN

	AVG.	AB	H	HR	RBI		AVG.	AB	H	HR	RBI
Season	.249	317	79	11	39	Vs. Atl.	.222	27	6	0	0
Candlestick	.226	159	36	6	17	Cin.	.295	44	13	2	6
Road	.272	158	43	5	22	Hou.	.204	49	10	0	1
Day	.219	128	28	2	14	L.A.	.462	26	12	2	7
Night	.270	189	51	9	25	S.D.	.182	22	4	0	2
Vs. RHP	.240	225	54	7	26	N.L. WEST	.268	168	45	4	16
Vs. LHP	.272	92	25	4	13						
April	.378	37	14	2	5	Chi.	.263	19	5	0	3
May	.204	54	11	2	12	Mon.	.273	22	6	0	1
June	.247	85	21	3	8	N.Y.	.045	22	1	0	2
July	.205	39	8	1	5	Phi.	.323	31	10	4	6
August	.237	59	14	2	5	Pit.	.143	21	3	1	4
Sept.-Oct.	.256	43	11	1	5	St. L.	.265	34	9	2	7
Before ASB	.257	202	52	8	28	N.L. EAST	.228	149	34	7	23
After ASB	.235	115	27	3	11						

SPEIER'S CAREER TRANSACTIONS

- Selected by Washington in 11th round of June, 1968 draft.
- Selected by San Francisco in 1st round (secondary phase) of January 17, 1970 draft.
- Traded to Montreal for Tim Foli (if), April 27, 1977.
- On disabled list, July 8-27, 1979 with a back injury.
- Granted free agency, November 13, 1981; re-signed by Montreal, January 12, 1982.
- On disabled list, May 29-June 13, 1983 with strained ligaments in right elbow.
- Traded to St. Louis with cash for Mike Ramsey (if), July 1, 1984.
- Traded to Minnesota for cash and a player to be named later (Jay Pettibone, p), August 19, 1984.
- On disabled list, August 22-September 7, 1984 with a bruised left heel.
- Granted free agency, November 8, 1984; signed with Chicago Cubs, April 8, 1985.
- Granted free agency, December 7, 1986; signed with San Francisco, December 10, 1986.

CHRIS SPEIER'S CAREER HIGHS

- MOST HITS:** 4, (10 times) — last, July 4, 1982 at Pittsburgh (with Montreal).
MOST RBIs: 8, September 22, 1982 vs. Philadelphia (with Montreal).
MOST HOME RUNS: 2, (twice) — last, June 1, 1987 vs. Philadelphia (Don Carman and Tom Hume).
CAREER GRAND SLAMS: 3 — last, May 9, 1987 vs. Pittsburgh (Logan Easley).
LONGEST HITTING STREAK: 12, August 1-12, 1982 (with Montreal).
MOST STOLEN BASES: 1, (39 times) — last, September 8, 1987 at Houston.



HARRY SPILMAN (IF)

BIRTHDATE: July 18, 1954
1988 OPENING DAY AGE: 33
BIRTHPLACE: Albany, Georgia
BATS: Left **THROWS:** Right
HEIGHT: 6-1 **WEIGHT:** 190
M.L. SERVICE: 8 years, 65 days
HOW OBTAINED: Signed as a free agent, June 13, 1986
CONTRACT STATUS: Signed through 1988

1987 SEASON. the Giants' top left-handed pinch hitter, Harry led the club in pinch-hit at-bats (61), pinch RBIs (a career-high 11) and tied Joel Youngblood with 13 pinch hits . . . hit a three-run pinch HR into Candlestick's upper deck off his close friend Nolan Ryan June 28 . . . equalled his career high with four hits at Los Angeles July 28 . . . stole his first ML base in 410 games April 30 at Wrigley, and was promptly replaced by a pinch runner . . . Harry has yet to register a triple in 484 career games, most by an active ML player . . . in his two seasons as a Giant, Harry has hit .280 as a pinch hitter (26-for-93) with 20 RBIs . . . has 68 career pinch hits, including six pinch homers . . . made just six starts, three at first and three at third

SPILMAN *continued*

. . . made one appearance behind the plate July 10 at St. Louis, replacing an injured Bob Melvin . . . **POST-SEASON**—Harry appeared in three games of the NLCS as a pinch hitter, games #3, 6 & 7 . . . hit pinch homer off Todd Worrell in the ninth inning of game #3 . . .

PRO CAREER **1986**—began the season with the Detroit Tigers after signing as a free agent in Spring Training . . . hit .245 with three HRs and eight RBIs with Detroit, including his first career grand slam, off Bert Blyleven in Minnesota May 9 . . . was released by the Tigers June 6 and signed with the Giants a week later . . . used mainly as a pinch hitter and finished with a .406 average (13-for-32) off the bench, the fifth best average in the NL . . . led the Giants in hitting with MISIP with a .441 average (15-for-34) . . . made 16 starts on the year, all at first base, but also caught, played second, third and left field . . . **1985**—made 14 starts at first base with the Astros . . . hit three-run pinch homer at Philadelphia May 4 . . . **1984**—made his third and last start as a catcher May 19 at Chicago . . . **1982**—enjoyed the biggest day of his career September 30 at San Francisco, setting career highs with four hits, two homers and four RBIs . . . **1980**—set a career pinch-hitting mark with two homers . . . hit his first two career home runs on consecutive pitches (both as a pinch hitter), the first off Dick Ruthven of the Phillies and the second, three days later, off the Mets' Jeff Reardon . . . **1979**—was a member of the Reds' division winners . . . **1978**—American Association All-Star . . . made his ML debut with the Reds September 11 . . . **1977**—Eastern League MVP . . . led the league in batting by 46 points (.373), runs scored (94), hits (184) and doubles (39) . . .

PERSONAL named All-State in baseball in 1973-74 at the Terrell Academy in Dawson, Georgia . . . hit .534 in his senior year . . . graduated in 1974 . . . Harry is a cousin of the White Sox' Greg Walker . . . his father, Harry, Sr., was a catcher in the Dodgers' minor league system in 1952 . . . father-in-law, Harley Grossman, was a pitcher for the 1952 Washington Senators . . . enjoys horses, hunting and fishing . . . married (Kim Grossman, October 21, 1979) . . . has one daughter (Kelly, February 13, 1983) and one son (Ryan, August 25, 1984) . . . resides in Dawson, Georgia.

William Harry Spilman

Year	Club	AVG.	G	AB	R	H	2B	3B	HR	RBI	BB	SO	SB
1974	Billings	.309	54	178	29	55	12	2	2	30	13	33	3
1975	Tampa	.259	115	348	33	90	13	1	1	38	61	43	6
1976	Tampa	.249	118	361	50	90	12	5	6	35	65	48	6
1977	Three Rivers	.373	133	493	94	184	39	3	16	78	74	40	1
1978	Indianapolis	.295	133	488	95	144	26	4	13	79	68	57	2
	Cincinnati	.250	4	4	1	1	0	0	0	0	0	1	0
1979	Indianapolis	.288	71	267	42	77	13	3	3	27	37	29	12
	Cincinnati	.214	43	56	7	12	3	0	0	5	7	5	0
1980	Cincinnati	.267	65	101	14	27	4	0	4	19	9	19	0
1981	Cincinnati	.167	23	24	4	4	1	0	0	3	3	7	0
	Houston	.294	28	34	5	10	0	0	0	1	2	3	0
1982	Tucson	.332	53	190	34	63	16	3	6	33	24	27	1
	Houston	.279	38	61	7	17	2	0	3	11	5	10	0
1983	Houston	.167	42	78	7	13	3	0	1	9	5	12	0
1984	Houston	.264	32	72	14	19	2	0	2	15	12	10	0
1985	Houston	.136	44	66	3	9	1	0	1	4	3	7	0
1986	Detroit	.245	24	49	6	12	2	0	3	8	3	8	0
	San Francisco	.267	58	94	12	27	7	0	2	22	12	13	0
1987	San Francisco	.267	83	90	5	24	5	0	1	14	9	20	1
N.L.	Totals	.240	460	680	79	163	28	0	14	103	67	107	1
A.L.	Totals	.245	24	49	6	12	2	0	3	8	3	8	0
M.L.	Totals	.240	484	729	85	175	30	0	17	111	70	115	1

GW-RBIs: Career Total (14); 1987 (2); 1986 (5); 1985 (0); 1984 (3); 1983 (1); 1982 (2); 1981 (0); 1980 (1)

DIVISION SERIES RECORD

Year	Club	AVG.	G	AB	R	H	2B	3B	HR	RBI	BB	SO	SB
1981	Hou. vs. L.A.	.000	1	1	0	0	0	0	0	0	0	0	0

LEAGUE CHAMPIONSHIP SERIES RECORD

Year	Club	AVG.	G	AB	R	H	2B	3B	HR	RBI	BB	SO	SB
1979	Cin. vs. Pit.	.000	2	2	0	0	0	0	0	0	0	0	0
1987	S.F. vs. St. L.	.500	3	2	1	1	0	0	1	1	0	0	0
LCS	Totals	.250	5	4	1	1	0	0	1	1	0	0	0

CAREER HOME RUNS BY BALL PARK

@ Atl	@ Chi	@ Cin	@ Hou	@ LA	@ Mon	@ NY	@ Phi	@ Pit	@ STL	@ SD	@ SF
0	1	2	2	0	0	2	1	0	2	0	4

CAREER vs. THE NATIONAL LEAGUE

	AVG.	AB	H	HR	RBI		AVG.	AB	H	HR	RBI
Atlanta	.277	94	26	0	14	Chicago	.244	82	20	1	12
Cincinnati	.216	37	8	1	7	Montreal	.208	48	10	0	6
Houston	.205	44	9	1	5	New York	.306	36	11	3	11
Los Angeles	.169	83	14	0	10	Philadelphia	.265	34	9	2	8
San Diego	.185	54	10	0	6	Pittsburgh	.280	50	14	2	7
S.F.	.339	56	19	2	9	St. Louis	.210	62	13	2	8
N.L. WEST	.234	368	86	4	51	N.L. EAST	.247	312	77	10	52

1987 BATTING BREAKDOWN

	AVG.	AB	H	HR	RBI		AVG.	AB	H	HR	RBI
Season	.267	90	24	1	14	Vs. Atl.	.200	5	1	0	0
Candlestick	.222	36	8	1	6	Cin.	.286	7	2	0	2
Road	.296	54	16	0	8	Hou.	.300	10	3	1	4
Day	.375	32	12	1	7	L.A.	.389	18	7	0	3
Night	.207	58	12	0	7	S.D.	.111	9	1	0	1
Vs. RHP	.253	87	22	1	14	N.L. WEST	.286	49	14	1	10
Vs. LHP	.667	3	2	0	0						
April	.455	11	5	0	4	Chi.	.333	9	3	0	2
May	.214	14	3	0	0	Mon.	.167	6	1	0	1
June	.417	12	5	1	5	N.Y.	.375	8	3	0	0
July	.300	20	6	0	1	Phi.	.250	4	1	0	1
August	.077	13	1	0	1	Pit.	.000	9	0	0	0
Sept.-Oct.	.200	20	4	0	3	St. L.	.400	5	2	0	0
Before ASB	.326	46	15	1	9	N.L. EAST	.244	41	10	0	4
After ASB	.205	44	9	0	5						

SPILMAN'S CAREER TRANSACTIONS

- Signed as a free agent by Cincinnati on June 25, 1974 by scout Bill Jamieson.
- Traded to Houston for Rafael Landestoy (if), June 8, 1981.
- On disabled list, July 16, 1984 through remainder of the season with torn ligaments in right knee.
- Granted free agency, November 12, 1985; signed with Detroit, February 3, 1986.
- Released by Detroit, June 6, 1986; signed with San Francisco as a free agent, June 13, 1986.

HARRY SPILMAN'S CAREER HIGHS

- MOST HITS:** 4, (twice) – last, July 28, 1987 at Los Angeles.
- MOST RBIs:** 4, (3 times) – last: July 13, 1986 vs. Pittsburgh.
- MOST HOME RUNS:** 2, September 30, 1982 at San Francisco (Jim Barr and Rich Gale, with Houston).
- CAREER GRAND SLAMS:** 1, May 9, 1986 at Minnesota (Bert Blyleven, with Detroit).
- LONGEST HITTING STREAK:** 6, May 1-18, 1984 (with Houston).
- MOST STOLEN BASES:** 1, April 30, 1987 at Chicago.

GIANTS IN A PINCH

YEAR	JOEL YOUNGBLOOD from the right side					HARRY SPILMAN from the left side				
	AVG.	AB	H	HR	RBI	AVG.	AB	H	HR	RBI
1986	.276	58	16	1	10	.406*	32	13	0	9
1987	.295	44	13	3	9	.213	61	13	1	11
CAREER	.256	273	70	5	45	.246	276	68	6	45

*totals with San Francisco



ROBBY THOMPSON (IF)

NICKNAME: R.T.

BIRTHDATE: May 10, 1962

1988 OPENING DAY AGE: 25

BIRTHPLACE: West Palm Beach, Florida

BATS: Right **THROWS:** Right

HEIGHT: 5-11 **WEIGHT:** 170

M.L. SERVICE: 2 years

HOW OBTAINED: Giants #1 selection (secondary phase) in June, 1983 Free Agent Draft

CONTRACT STATUS: Signed through 1988

1987 SEASON turned in his second consecutive solid season at second base for the Giants . . . played very steady defense and was the pivot for the majority of the Giants' Major League-leading number of double plays, which set a new Giants franchise record (183) . . . surpassed his rookie season totals in home runs and stolen bases despite playing in a fewer number of games due to a back ailment . . . was diagnosed in Spring Training as having a small bulge in a disk in his lower back . . . spent 15 days on the disabled list April 28-May 13 with low back pain . . . hit .378 in May after returning to the lineup . . . hit his second career grand slam and had five RBIs April 13 at San Diego . . . had four hits, including his tenth HR off Shane Rawley, September 5 vs. Philadelphia . . . hit .341 with MISPs (29-for-85), including a .452 mark with MISPs and two out (19-for-42) . . . hit .308 vs. lefthanders . . . **POST-SEASON**—played in all seven games of the NLCS, starting the first six . . . hit a solo HR off Danny Cox in game #4 and tripled in a run in game #5 . . .

PRO CAREER **1986**—made the jump from Double-A ball to the Giants' starting lineup . . . named as *The Sporting News'* and *Baseball Digest's* Rookie of the Year . . . finished second in the BBWAA's balloting . . . led the NL and set a new San Francisco club record with 18 sacrifice bunts, including six squeeze bunts in eight attempts . . . led the club with 73 runs scored and 149 hits . . . collected his first ML hit in his second at-bat, a double off Nolan Ryan at the Astrodome April 8 . . . picked up his first ML RBIs with a three-run double off Eric Show April 19 vs. San Diego . . . hit his first ML HR off Shane Rawley May 17 vs. Philadelphia . . . set an ML record when he was caught stealing four times June 27 at Cincinnati . . . hit his first grand slam off Jim Acker and drove in five runs September 12 vs. Atlanta . . . went 5-for-5 September 21 at Atlanta . . . had arthroscopic surgery to remove torn cartilage from his right knee October 7 . . . **1985**—led all Texas League second basemen with a .982 fielding percentage (12 errors in 120 games), 91 double plays, 291 putouts and 664 total chances . . . was second in the league with seven triples and stole a career-high 28 bases . . . named starting second baseman in TL All-Star Game . . . **1984**—drove in 43 runs in 102 games as Fresno's regular second baseman in his first full season . . .

PERSONAL helped lead West Palm Beach to the Bronco World Series title in 1974 . . . played baseball and basketball at Forest Hill High School in West Palm Beach . . . earned All-Conference honors from 1978-80 . . . received Honorable Mention in 1980 All-Florida High School basketball team after averaging 22 points . . . graduated in 1980 . . . graduated from Palm Beach Junior College (Lake Worth, FL) . . . named second baseman on 1982 All-State team . . . attended University of Florida . . . hobbies include hunting, fishing, golf and racquetball . . . married (Brenda Cardona, February 25, 1984) . . . one daughter (Kristeena, July 20, 1982) and one son (Andrew, November 7, 1986) . . . resides in West Palm Beach, Florida.

Robert Randall Thompson

Year	Club	AVG.	G	AB	R	H	2B	3B	HR	RBI	BB	SO	SB
1983	Fresno	.259	64	220	33	57	8	1	4	23	18	62	4
1984	Fresno	.249	102	325	53	81	11	0	8	43	47	85	21
1985	Shreveport	.261	121	449	85	117	20	7	9	40	65	101	28
1986	San Francisco	.271	149	549	73	149	27	3	7	47	42	112	12
1987	San Francisco	.262	132	420	62	110	26	5	10	44	40	91	16
M.L.	Totals	.267	281	969	135	259	53	8	17	91	82	203	28

GW-RBIs: Career Total (6), 1987 (2), 1986 (4)

LEAGUE CHAMPIONSHIP SERIES RECORD

Year	Club	AVG.	G	AB	R	H	2B	3B	HR	RBI	BB	SO	SB
1987	S.F. vs. St. L.	.100	7	20	4	2	0	1	1	2	5	7	2

CAREER HOME RUNS BY BALL PARK

All	Chi	Cin	Hou	LA	Mon	NY	Phi	Pit	STL	SD	SF
3	0	0	0	0	0	1	1	0	0	1	11

CAREER vs. THE NATIONAL LEAGUE

	AVG.	AB	H	HR	RBI		AVG.	AB	H	HR	RBI
Atlanta	.324	111	36	4	15	Chicago	.250	68	17	1	7
Cincinnati	.162	117	19	1	8	Montreal	.312	77	24	2	8
Houston	.216	102	22	1	4	New York	.388	85	33	1	10
Los Angeles	.250	92	23	0	7	Philadelphia	.341	82	28	4	8
San Diego	.205	112	23	2	13	Pittsburgh	.278	72	20	1	9
S.F.	—	—	—	—	—	St. Louis	.275	51	14	0	2
N.L. WEST	.230	534	123	8	47	N.L. EAST	.313	435	136	9	44

1987 BATTING BREAKDOWN

	AVG.	AB	H	HR	RBI		AVG.	AB	H	HR	RBI
Season	.262	420	110	10	44	Vs. All.	.275	40	11	1	5
Candlestick	.263	205	54	7	23	Cin.	.170	47	8	1	4
Road	.260	215	56	3	21	Hou.	.224	49	11	1	1
Day	.320	172	55	5	23	L.A.	.217	46	10	0	4
Night	.222	248	55	5	21	S.D.	.208	53	11	1	6
Vs. RHP	.241	290	70	7	28	N.L. WEST	.217	235	51	4	20
Vs. LHP	.308	130	40	3	16						
April	.208	53	11	2	8	Chi.	.160	25	4	1	5
May	.378	45	17	2	8	Mon.	.317	41	13	2	5
June	.224	85	19	3	6	N.Y.	.415	41	17	0	5
July	.218	78	17	1	10	Phi.	.375	40	15	3	5
August	.303	99	30	0	6	Pit.	.160	25	4	0	3
Sept.-Oct.	.267	60	16	2	6	St. L.	.462	13	6	0	1
Before ASB	.246	211	52	7	25	N.L. EAST	.319	185	59	6	24
After ASB	.278	209	58	3	19						

THOMPSON'S CAREER TRANSACTIONS

- Selected by Oakland in 2nd round of January, 1982 draft.
- Selected by Seattle in 6th round (secondary phase) of June, 1982 draft.
- Selected by San Francisco in 1st round (secondary phase) of June, 1983 draft; signed by scout Tom Zimmer.
- On disabled list, April 28-May 13, 1987 with low back pain.

ROBBY THOMPSON'S CAREER HIGHS

- MOST HITS:** 5, September 21, 1986 at Atlanta.
- MOST RBIs:** 5, (twice) — last: April 13, 1987 at San Diego.
- MOST HOME RUNS:** 1, (17 times) — last: September 5, 1987 vs. Philadelphia (Shane Rawley).
- CAREER GRAND SLAMS:** 2 — last: April 13, 1987 at San Diego (Tom Gorman).
- LONGEST HITTING STREAK:** 8 (twice) — last: September 14-23, 1986
- MOST STOLEN BASES:** 2, (3 times) — last: August 24, 1987 at Philadelphia.

GOLD GLOVES

Rick Reuschel became the fourth San Francisco Giant to earn a Gold Glove since 1958. Gold Gloves are awarded each year to the members of The Sporting News' All-Star Fielding Team. The Giants have captured 16 Gold Gloves since moving to San Francisco. Giants winners include Willie Mays (1958-68), Jim Davenport (1962), Bobby Bonds (1971, 1973-74) and Rick Reuschel (1987).



JOSE URIBE (IF)

BIRTHDATE: January 21, 1960

1988 OPENING DAY AGE: 28

BIRTHPLACE: San Cristobal, Dominican Republic

BATS: Both **THROWS:** Right

HEIGHT: 5-10 **WEIGHT:** 165

M.L. SERVICE: 3 years, 20 days

HOW OBTAINED: Acquired from St. Louis with Dave LaPoint, David Green and Gary Rajsich for Jack Clark, February 1, 1985

CONTRACT STATUS: Signed through 1988

1987 SEASON the switch-hitting shortstop turned in an outstanding season despite being hampered by a pulled left hamstring . . . appeared in just 15 games prior to July 4 due to the hamstring that forced him to the disabled list three different times . . . suffered the first pull in the fifth game of the season . . . still set career marks with a .291 average, five triples and five home runs . . . beat the Padres and Lance McCullers with a game-winning, ninth-inning solo HR September 14 at Candlestick . . . collected a career-high four hits at Atlanta September 27 . . . hit .330 with three home runs in September-October . . . batted .308 vs. righthanders . . . emerged as one of the top fielding shortstops in the Majors and played a key role in the Giants setting a new franchise record for double plays with a Major League-leading 183 . . . ranked fourth among NL shortstops with a .971 fielding percentage (minimum 90 games) . . . grounded into just one double play all year in 309 at-bats (ranked third toughest to double in the ML) and has now grounded into just three DPs in his last 794 at-bats (263 games) . . . was the toughest ML player to double up in 1986 (two GDP in 453 at-bats) . . . muscled out his first career sacrifice fly in 352 games at Cincinnati August 1 . . . **POST-SEASON** — started all seven games of the NLCS, collecting two hits in games #1 & 7 . . . drove in a pair of runs including the game winner in game #5 . . .

PRO CAREER **1986** — had a .977 fielding percentage, the best by a Giants' shortstop in 11 years, since Chris Speier's .982 in 1975 . . . committed just 16 errors . . . led all NL shortstops in games (156) and finished second in fielding percentage (one point behind Ozzie Smith's .978) and with 709 total chances (behind Shawn Dunston's 817) . . . led the club in games played (157) for the second straight year . . . was second on the team with 22 stolen bases . . . **1985** — as a rookie, he led the Giants in games played with 147 . . . hit .264 after July 1 . . . hit his first ML home run off Larry Andersen in Philadelphia May 21 . . . hit two HRs in a three-game series vs. Montreal on September 6-8 . . . **1984** — led American Association shortstops in fielding percentage (.956), games (144), total chances (720), putouts (233), assists (455) and double plays (96) . . . named to the league All-Star team

LATIN LADS

The Giants, who have a long and rich history of players with Hispanic heritage, have a coach and six players in 1988 with birthplaces in Latin America. The roster includes natives of Mexico, Venezuela, Puerto Rico, Dominican Republic and the Virgin Islands.

Dominican Republic—Jose Pena
—Jose Uribe

Puerto Rico—Candy Maldonado
—Francisco Melendez

Mexico—Tony Perezchica

Venezuela—Angel Escobar

Virgin Islands—Jose Morales

... set career highs with 135 hits and 46 RBIs at Louisville ... earned his first ML promotion in September and appeared in eight games with the Cardinals ... collected his first ML hit off Pirates' Jose DeLeon September 14 ... **1983**—in his first season at the Triple-A level, led all shortstops in total chances (664) and double plays (90) ... stole a career-high 26 bases ... **1982**—began the season at Arkansas and led the Texas League shortstops with 88 double plays ... **1981**—made his professional debut at St. Petersburg ... was originally signed by the Yankees organization in 1978, but was released before playing for them ...

PERSONAL ... formerly known as Jose Gonzalez ... played leftfield as a youth ... learned how to play shortstop at age 16 from his brother, who played shortstop for the Dominican Republic Army team ... married (Sara) ... two daughters: Luzadriana (January 4, 1986) and Jacqueline (January 25, 1987) ... lives in Santo Domingo, Dominican Republic.

Jose Gonzalez Uribe

Year	Club	AVG.	G	AB	R	H	2B	3B	HR	RBI	BB	SO	SB
1981	St. Petersburg	.268	128	463	54	124	15	2	0	40	24	69	12
1982	Arkansas	.247	123	455	73	115	17	7	0	41	40	65	16
	Louisville	.357	8	28	5	10	2	0	0	4	1	4	0
1983	Louisville	.284	122	423	64	120	19	6	3	44	35	45	26
1984	Louisville	.279	145	484	68	135	20	2	3	46	26	52	11
	St. Louis	.211	8	19	4	4	0	0	0	3	0	2	1
1985	San Francisco	.237	147	476	46	113	20	4	3	26	30	57	8
1986	San Francisco	.223	157	453	46	101	15	1	3	43	61	76	22
1987	San Francisco	.291	95	309	44	90	16	5	5	30	24	35	12
M.L.	Totals	.245	407	1257	140	308	51	10	11	102	115	170	43

GW-RBIs: Career Total (8); 1987 (3); 1986 (2); 1985 (3)

LEAGUE CHAMPIONSHIP SERIES RECORD

Year	Club	AVG.	G	AB	R	H	2B	3B	HR	RBI	BB	SO	SB
1987	S.F. vs. St. L.	.269	7	26	1	7	1	0	0	2	0	4	1

CAREER HOME RUNS BY BALL PARK

@ All	@ Chi	@ Cin	@ Hou	@ LA	@ Mon	@ NY	@ Phi	@ Pit	@ STL	@ SD	@ SF
0	0	0	0	0	0	0	2	1	0	1	7

CAREER vs. THE NATIONAL LEAGUE

	AVG.	AB	H	HR	RBI		AVG.	AB	H	HR	RBI
Atlanta	.277	119	33	0	8	Chicago	.276	98	27	0	11
Cincinnati	.267	131	35	1	13	Montreal	.247	97	24	2	12
Houston	.181	138	25	0	2	New York	.234	107	25	0	11
Los Angeles	.217	138	30	0	8	Philadelphia	.243	107	26	3	13
San Diego	.244	119	29	2	11	Pittsburgh	.291	110	32	3	9
S.F.	—	—	—	—	—	St. Louis	.237	93	22	0	4
N.L. WEST	.236	645	152	3	42	N.L. EAST	.255	612	156	8	60

1987 BATTING BREAKDOWN

	AVG.	AB	H	HR	RBI		AVG.	AB	H	HR	RBI
Season	.291	309	90	5	30	Vs. Atl.	.571	21	12	0	3
Candlestick	.316	155	49	4	18	Cin.	.243	37	9	1	7
Road	.266	154	41	1	12	Hou.	.225	40	9	0	1
Day	.360	125	45	2	18	L.A.	.275	40	11	0	2
Night	.245	184	45	3	12	S.D.	.200	20	4	1	1
Vs. RHP	.308	211	65	2	18	N.L. WEST	.285	158	45	2	14
Vs. LHP	.255	98	25	3	12						
April	.333	18	6	0	1	Chi.	.222	18	4	0	2
May	.310	29	9	1	3	Mon.	.240	25	6	0	2
June	—	—	—	—	—	N.Y.	.292	24	7	0	3
July	.256	81	21	1	5	Phi.	.323	31	10	2	5
August	.264	87	23	0	9	Pit.	.333	24	8	1	1
Sept.-Oct.	.330	94	31	3	12	St. L.	.345	29	10	0	3
Before ASB	.282	78	22	1	4	N.L. EAST	.298	151	45	3	16
After ASB	.294	231	68	4	26						

URIBE'S CAREER TRANSACTIONS

- Signed as a free agent by New York Yankees on February 18, 1977.
- Released by New York Yankees, July 5, 1977.
- Signed as a free agent by St. Louis on August 18, 1980 by scout Bobby Diaz.
- Traded to San Francisco by David Green (if), Gary Rajsich (if) and Dave LaPoint (p) for Jack Clark (if), February 1, 1985.
- On disabled list, April 11-30, May 5-20 and May 28-July 4, 1987 with a pulled left hamstring.

JOSE URIBE'S CAREER HIGHS**MOST HITS:** 4, September 27, 1987 at Atlanta.**MOST RBIs:** 3, (twice) — last: May 25, 1986 vs. Montreal.**MOST HOME RUNS:** 1, (11 times) — last: September 19, 1987 vs. Cincinnati (Tom Browning).**CAREER GRAND SLAMS:** None.**LONGEST HITTING STREAK:** 10, August 24-September 3, 1985.**MOST STOLEN BASES:** 2, September 9, 1986 vs. San Diego.**MATT WILLIAMS (IF)****BIRTHDATE:** November 28, 1965**1988 OPENING DAY AGE:** 22**BIRTHPLACE:** Bishop, California**BATS:** Right **THROWS:** Right**HEIGHT:** 6-2 **WEIGHT:** 205**M.L. SERVICE:** 118 days**HOW OBTAINED:** Giants #1 selection (third overall) in June, 1986 Draft**CONTRACT STATUS:** Signed through 1988

1987 SEASON with just 72 minor league games under his belt, Matt made a very impressive showing at Spring Training, hitting .296 with three home runs and 16 RBIs in 24 games . . . was assigned to Phoenix (AAA) and played in one game before he was purchased by the Giants, to replace an injured Jose Uribe April 11 in Los Angeles . . . picked up his first ML hit off Orel Hershiser in his first game that day . . . picked up his first ML RBI with a single off Dave Dravecky April 13 at San Diego . . . hit his first career home run off the Braves' Jeff Dedmon at Candlestick April 19 . . . hit two HRs off Jim Deshaies at Candlestick June 27 . . . had a three-hit game June 21 at San Diego . . . was the Giants' starting shortstop when they set the ML records for most DPs in three games (13) and four games (15) at Atlanta April 24-27 . . . made 69 starts for the Giants and was hitting .192 with eight homers and 20 RBIs in 71 games before he was optioned to Phoenix July 4 . . . hit .289 in 56 games for Phoenix, starting at third base in 53 games . . . was recalled again September 2 . . . underwent arthroscopic surgery to remove cartilage fragments from his right knee October 16 . . . played Winter ball for Ponce, Puerto Rico after his surgery . . . **POST-SEASON** — replaced Joel Youngblood (broken wrist) on the NLCS roster, but did not see action . . .

PRO CAREER **1986** — was assigned to Everett (Rookie) after signing with the Giants in June . . . appeared in four games and drove in ten runs, including a grand slam . . . promoted to Clinton (A) where he finished the season, hitting .240 with seven homers in 68 games . . .

PERSONAL graduated from Carson (Nevada) High School in 1983 . . . attended the University of Nevada, Las Vegas . . . in his junior year at UNLV, he hit .351 with 25 homers and 89 RBIs in 57 games and was named NCAA All-American shortstop in 1986 . . . was a member of the 1985 USA National Team that toured the Orient . . . hobbies including hunting and fishing . . . single . . . lives in Carson City, Nevada.

Matthew Derrick Williams

Year	Club	AVG.	G	AB	R	H	2B	3B	HR	RBI	BB	SO	SB
1986	Everett	.235	4	17	3	4	0	1	1	10	1	4	0
	Clinton	.240	68	250	32	60	14	3	7	29	23	62	3
1987	Phoenix	.289	56	211	36	61	15	2	6	37	19	53	6
	San Francisco	.188	84	245	28	46	9	2	8	21	16	68	4
M.L.	Totals	.188	84	245	28	46	9	2	8	21	16	68	4

GW-RBIs: Career Total (0); 1987 (0)

LEAGUE CHAMPIONSHIP SERIES

Year	Club	AVG.	G	AB	R	H	2B	3B	HR	RBI	BB	SO	SB
1987	S.F. vs. St. L.												

— did not play —

CAREER HOME RUNS BY BALL PARK

@ All	@ Chi	@ Cin	@ Hou	@ LA	@ Mon	@ NY	@ Phi	@ Pit	@ STL	@ SD	@ SF
0	1	1	0	0	0	0	0	0	0	1	5

1987 & CAREER BATTING BREAKDOWN

	AVG.	AB	H	HR	RBI		AVG.	AB	H	HR	RBI
Season	.188	245	46	8	21	Vs. All.	.167	42	7	1	2
Candlestick	.179	112	20	5	9	Cin.	.167	18	3	1	2
Road	.195	133	26	3	12	Hou.	.133	15	2	2	2
Day	.198	101	20	5	9	L.A.	.087	23	2	0	1
Night	.181	144	26	3	12	S.D.	.243	37	9	1	3
Vs. RHP	.186	167	31	4	14	N.L. WEST	.170	135	23	5	10
Vs. LHP	.192	78	15	4	7						
April	.155	58	9	2	4	Chi.	.190	21	4	1	3
May	.230	87	20	1	9	Mon.	.318	22	7	1	6
June	.189	74	14	5	7	N.Y.	.294	17	5	0	1
July	.000	5	0	0	0	Phi.	.095	21	2	1	1
August	—	—	—	—	—	Pit.	.200	15	3	0	0
Sept.-Oct.	.143	21	3	0	1	St. L.	.143	14	2	0	0
Before ASB	.192	224	43	8	20	N.L. EAST	.209	110	23	3	11
After ASB	.143	21	3	0	1						

WILLIAMS' CAREER TRANSACTIONS

— Selected by San Francisco in 1st round (third player selected) of June, 1986 draft; signed by George Genovese.

MATT WILLIAMS' CAREER HIGHS

MOST HITS: 3, June 21, 1987 at San Diego.
MOST RBIs: 2, (5 times) — last: June 27, 1987 vs. Houston.
MOST HOME RUNS: 2, June 27, 1987 vs. Houston (Jim Deshaies).
CAREER GRAND SLAMS: None.
LONGEST HITTING STREAK: 4, April 24-27, 1987.
MOST STOLEN BASES: 1, (4 times) — last: June 21, 1987 at San Diego.



TREVOR WILSON (LHP)

BIRTHDATE: June 7, 1966
1988 OPENING DAY AGE: 21
BIRTHPLACE: Torrance, California
BATS: Left **THROWS:** Left
HEIGHT: 6-0 **WEIGHT:** 175
M.L. SERVICE: None
HOW OBTAINED: Giants #8 selection in June, 1985 Draft
CONTRACT STATUS: Signed through 1988

1987 SEASON after two sub-par seasons, Trevor put it all together in his third year, posting a 10-6, 2.01 mark in 26 starts with Clinton (A) . . . was selected to the Midwest League All-Star team after finishing second in the league in ERA . . . ran off six straight wins in six starts from June 4-July 7, allowing just two earned runs in 44.1 innings (an 0.41 ERA) . . . during the stretch, he tossed a two-hit, 3-0 shutout vs. Beloit June 19 and a three-hit, 7-0 shutout with 11 strikeouts at Beloit June 9 . . . struck out a season-high 12 batters in a complete-game win vs. Burlington May 3 . . . was especially good at holding base runners, as 65% (20 of 31) of the stolen base attempts while he was on the mound were thrown out . . .

WILSON *continued*

PRO CAREER **1986**—split the season between Clinton's starting rotation and the bullpen . . . was second on the staff with 21 starts and third with 131 innings . . . also chipped in two saves out of the pen . . . **1985**—was a starter and a reliever on the Northwest League Champion Everett Giants . . . was second on the club with three saves, despite only ten relief appearances . . .

PERSONAL played baseball and football at Oregon City (Oregon) High . . . was named All-State in baseball and became the first player in his school's history to sign a professional contract . . . graduated in 1984 . . . attended Oregon State University . . . hobbies include swimming and fishing . . . single . . . resides in Rialto, California.

Devor Kirk Wilson

Year	Club	W-L	ERA	G	GS	CG	SHO	SV	IP	H	R	ER	BB	SO
1985	Everett	2-4	4.23	17	7	0	0	3	55.1	67	36	26	26	50
1986	Clinton	6-11	4.27	34	21	0	0	2	130.2	126	70	62	64	87
1987	Clinton	10-6	2.01	26	26	3	2	0	161.1	130	60	36	77	146

WILSON'S CAREER TRANSACTIONS

— Selected by San Francisco in 8th round of June, 1985 draft; signed by scout John Shafer.



JOEL YOUNGBLOOD (OF)

NICKNAME: Blood
BIRTHDATE: August 28, 1951
1988 OPENING DAY AGE: 36
BIRTHPLACE: Houston, Texas
BATS: Right **THROWS:** Right
HEIGHT: 5-11 **WEIGHT:** 180
M.L. SERVICE: 12 years
HOW OBTAINED: Signed as a free agent, February 7, 1983
CONTRACT STATUS: Signed through 1988

1987 SEASON in his 12th ML season, Joel was the Giants' top right-handed pinch hitter . . . his .295 average off the bench (13-for-44) was the tenth-best in the NL . . . tied Atlanta's Graig Nettles for the league lead with three pinch homers . . . his 13 pinch hits equalled Harry Spilman for the club lead and Joel's nine pinch RBIs were second . . . was 9-for-21 (.429) as a pinch hitter after June 24 . . . was 6-for-8 with two home runs and four RBIs from July 27-August 11 . . . hit a game-tying pinch homer off the Reds' John Franco at Cincinnati August 2 . . . batted .406 vs. righthanders . . . his season ended early when he broke his right wrist in a collision with the left field wall while trying to catch a foul fly September 19 vs. Cincinnati . . . started 15 games: seven in left; seven in right; and one at third . . . raised his career totals to 70 pinch hits and five pinch homers . . . **POST-SEASON**—Joel's broken wrist prevented him from seeing NLCS action . . . Matt Williams replaced him on the roster . . .

PRO CAREER **1986**—was 16-for-58 (.276) off the bench for the Giants, the second highest pinch hit total in Giants' history, behind Candy Maldonado's 17 in 1986 . . . made his first ML appearance at first base July 6 vs. St. Louis . . . played shortstop vs. Los Angeles September 28, only his third game at that position (others were in 1982 and 1979) . . . played six posi-

tions (1B, 2B, 3B, SS, LF and RF) . . . **1985**—hit .310 with four homers and 22 RBIs in 48 games after the break . . . led the Giants with nine pinch hits . . . hit his first-ever HR in the Astrodome August 5, off Charlie Kerfeld, thus fulfilling a promise of hitting a home run in the Dome for his grandfather who passed away in 1970 . . . **1984**—played 117 games at third base . . . stole home at Houston August 7 (front end of a double steal) . . . homered in three straight games (June 7-9) . . . **1983**—led the Giants in batting (.292) in his first season with the club . . . hit .317 in the second half . . . hit a career-high 17 homers . . . **1982**—became the first player in Major League history to get hits for two different teams on the same day . . . on August 4 he had a game-winning single for the Mets in Chicago and was traded to Montreal for Tom Gorman after the game . . . joined the Expos in Philadelphia that night and got a pinch-single off Steve Carlton . . . **1981**—represented the Mets on the National League All-Star Team . . . **1980**—second among NL outfielders with 18 assists . . . second in the league in pinch-hitting (.538) . . . **1979**—was a member of the National League All-Star team that toured Japan . . . **1978**—tied Mets record with five hits versus Montreal August 9 . . . **1977**—played just 25 games for the Cardinals before being traded to the Mets June 15 . . . **1976**—was a member of the World Champion Cincinnati Reds . . . delivered a pinch single off Phil Niekro in his ML debut April 13 . . . made his only career appearance as a catcher April 25 . . . had four hits in his first career start (April 26) . . . **1973**—American Association All-Star . . .

PERSONAL lettered in baseball, football and track at Stephen F. Austin High in Houston, Texas . . . hobbies are hunting, fishing and chess . . . married (Beckie Quirarte, December 26, 1980) . . . one son (Jade Anthony, November 13, 1975) and one daughter (Britnee Bo, June 18, 1983) . . . lives in Greenwich, Connecticut.

Joel Randolph Youngblood III

Year	Club	AVG.	G	AB	R	H	2B	3B	HR	RBI	BB	SO	SB
1970	Tampa	.222	17	54	7	12	0	0	0	3	4	9	3
1971	Sioux Falls	.225	65	236	27	53	11	1	0	17	18	40	4
	Tampa	.255	136	443	75	113	25	4	5	44	67	94	14
1972	Three Rivers	.290	104	366	57	106	15	5	12	60	44	56	13
1973	Indianapolis	.317	124	451	88	143	24	9	11	50	37	70	21
1974	Indianapolis	.285	103	316	55	90	17	4	13	49	57	61	13
1975	Indianapolis	.263	123	418	65	110	21	9	6	51	55	63	18
1976	Cincinnati	.193	55	57	8	11	1	1	0	1	2	8	1
1977	St. Louis	.185	25	27	1	5	2	0	0	1	3	5	0
	New York (NL)	.253	70	182	16	46	11	1	0	11	13	40	1
1978	New York (NL)	.252	113	266	40	67	12	8	7	30	16	39	4
1979	New York (NL)	.275	158	590	90	162	37	5	16	60	60	84	18
1980	New York (NL)	.276	146	514	58	142	26	2	8	69	52	69	14
1981	New York (NL)	.350	43	143	16	50	10	2	4	25	12	19	2
1982	New York (NL)	.257	80	202	21	52	12	0	3	21	8	37	0
	Montreal	.200	40	90	16	18	2	0	0	8	9	21	2
1983	San Francisco	.292	124	373	59	109	20	3	17	53	33	59	7
1984	San Francisco	.214	134	469	50	119	17	1	10	51	48	86	5
1985	San Francisco	.270	95	230	24	62	6	0	4	24	30	37	3
1986	San Francisco	.255	97	184	20	47	12	0	5	28	18	34	1
1987	San Francisco	.253	69	91	9	23	3	0	3	11	5	13	1
M.L.	Totals	.267	1249	3418	428	913	171	23	77	393	309	551	59

GW-RBIs: Career Total (24); 1987 (0); 1986 (2); 1985 (1); 1984 (5); 1983 (6); 1982 (5); 1981 (2); 1980 (3)

ALL-STAR GAME RECORD

Year	Club	AVG.	G	AB	R	H	2B	3B	HR	RBI	BB	SO	SB
1981	NL, Cleveland	.000	1	1	0	0	0	0	0	0	0	0	0

LEAGUE CHAMPIONSHIP SERIES RECORD

Year	Club	AVG.	G	AB	R	H	2B	3B	HR	RBI	BB	SO	SB
1987	S.F. vs. St.L.												

CAREER HOME RUNS BY BALL PARK

Ⓜ Atl	Ⓜ Chi	Ⓜ Cin	Ⓜ Hou	Ⓜ LA	Ⓜ Mon	Ⓜ NY	Ⓜ Phi	Ⓜ Pit	Ⓜ STL	Ⓜ SD	Ⓜ SF
7	2	7	2	4	3	22	3	4	2	4	17

YOUNGBLOOD *continued*

CAREER vs. THE NATIONAL LEAGUE

	AVG.	AB	H	HR	RBI		AVG.	AB	H	HR	RBI
Atlanta	.237	291	69	8	30	Chicago	.302	311	94	6	46
Cincinnati	.252	301	76	11	36	Montreal	.260	292	76	7	32
Houston	.251	271	68	7	34	New York	.188	117	22	1	7
Los Angeles	.263	316	83	9	51	Philadelphia	.259	379	98	7	36
San Diego	.330	297	98	8	39	Pittsburgh	.289	349	101	7	34
S.F.	.274	164	45	3	14	St. Louis	.252	330	83	3	34
N.L. WEST	.268	1640	439	46	204	N.L. EAST	.267	1778	474	31	189

1987 BATTING BREAKDOWN

	AVG.	AB	H	HR	RBI		AVG.	AB	H	HR	RBI
Season	.253	91	23	3	11	Vs. Atl.	.250	8	2	1	1
Candlestick	.286	42	12	2	6	Cin.	.444	9	4	1	3
Road	.224	49	11	1	5	Hou.	.333	12	4	1	3
Day	.152	33	5	1	4	L.A.	.500	6	3	0	2
Night	.310	58	18	2	7	S.D.	.333	9	3	0	0
Vs. RHP	.406	32	13	1	6	N.L. WEST	.364	44	16	3	9
Vs. LHP	.169	59	10	2	5						
April	.200	10	2	0	1	Chi.	.125	8	1	0	0
May	.364	11	4	0	2	Mon.	.333	3	1	0	1
June	.211	19	4	1	4	N.Y.	.000	7	0	0	0
July	.143	28	4	0	1	Phi.	.167	6	1	0	0
August	.333	15	5	2	3	Pit.	.250	8	2	0	0
Sept.-Oct.	.500	8	4	0	0	St. L.	.133	15	2	0	1
Before ASB	.203	59	12	1	7	N.L. EAST	.149	47	7	0	2
After ASB	.344	32	11	2	4						

YOUNGBLOOD'S CAREER TRANSACTIONS

- Selected by Cincinnati in 2nd round of January, 1970 draft; signed by scout Tony Robello.
- On disabled list, June 7-9, 1974 with an injured right wrist.
- Traded to St. Louis for Bill Caudill (p), March 28, 1977.
- Traded to New York Mets for Mike Phillips (if), June 15, 1977.
- On disabled list, June 6-August 1, 1981 and August 15-September 15, 1981 with a hyper-extended left knee.
- Traded to Montreal for a player to be named later (Tom Gorman, p), August 4, 1982.
- Granted free agency, November 10, 1982; signed with San Francisco, February 7, 1983.
- Granted free agency, December 20, 1985; re-signed with San Francisco, March 20, 1986.
- Granted free agency, November 9, 1987; re-signed with San Francisco, December 1, 1987.

JOEL YOUNGBLOOD'S CAREER HIGHS

- MOST HITS:** 5, August 9, 1978 vs. Montreal (with New York)
- MOST RBIs:** 5, July 26, 1978 vs. Cincinnati (with New York)
- MOST HOME RUNS:** 2, July 4, 1983 at San Diego (Mark Thurmond & Eric Show).
- CAREER GRAND SLAMS:** None
- LONGEST HITTING STREAK:** 14, July 23-August 7, 1980 (with New York)
- MOST STOLEN BASES:** 2, July 10, 1983 vs. Chicago

GIANTS #1 JUNE DRAFT PICKS

- | | |
|----------------------------|---------------------------|
| 1965—Alan Gallagher (if) | 1977—Craig Landis (if) |
| 1966—Bob Reynolds (rhp) | 1978—Bob Cummings (c) |
| 1967—Dave Rader (c) | 1979—Scott Garrelts (rhp) |
| 1968—Gary Matthews (of) | 1980—Jessie Reid (of) |
| 1969—Mike Phillips (if) | 1981—Mark Grant (rhp) |
| 1970—John D'Acquisto (rhp) | 1982—Steve Stanicek (if) |
| 1971—Frank Riccelli (lhp) | 1983—Jeff Robinson (rhp) |
| 1972—Rob Dressler (rhp) | 1984—Alan Cockrell (of) |
| 1973—Johnnie LeMaster (if) | 1985—Will Clark (if) |
| 1974—Terry Lee (if) | 1986—Matt Williams (if) |
| 1975—Ted Barnicle (lhp) | 1987—Mike Remlinger (lhp) |
| 1976—Mark Kuecker (if) | |

RULES OF INTEREST

PLAYER LIMITS: 40 until opening day, when the number must be reduced to 25 until September 1, when it again becomes 40.

QUALIFYING MARKS: To qualify for the batting championship a player must have a minimum of 502 plate appearances. To qualify for earned run average leadership a pitcher must have at least 162 innings pitched.

DETERMINING SLUGGING PERCENTAGE: Divide the total bases of all hits by the total times at bat (at bats do not include walks, sacrifices, hit by pitches, or times awarded first base because of interference or obstruction).

DETERMINING ON BASE PERCENTAGE: Add the total of hits, walks, and hit by pitches and divide by the total of at-bats, walks, hit by pitches, and sacrifice flies.

THE GAME-WINNING RBI: The Game-Winning RBI is defined as "the RBI that gives a club the lead it never relinquishes." There does not have to be a Game-Winning RBI in every game because the winning run can be scored on a wild pitch, error, balk, etc.

CONSECUTIVE-GAME HITTING STREAKS: A consecutive-game hitting streak shall not be terminated if all the player's plate appearances (one or more) result in a base on balls, hit batsman, defensive interference or a sacrifice bunt. The streak shall terminate if the player has a sacrifice fly and no hit.

CONSECUTIVE-GAME PLAYING STREAK: A consecutive-game playing streak shall be extended if the player plays one half-inning on defense, or if he completes a time at bat by reaching base or being put out. A pinch-running appearance only shall not extend the streak. If a player is ejected from a game by an umpire before he can comply with the requirements of this rule, his streak shall continue.

TRADES: Trades can be made without restriction from the first day following the close of the championship season to August 1. From August 1 to the close of the season, Major League waivers are required.

WAIVERS: Waivers must be acquired for an outright assignment of a player to a minor league club. Players claimed on waivers are available in reverse order of standings, at the time waivers expire, if more than 30 days after the start of the season. Otherwise, in reverse order of standings at close of preceding season.

DETERMINING THE MAGIC NUMBER: Determine the number of games yet to be played, add one, then subtract the number of games ahead in the loss column of the standings from the closest opponent.

DETERMINING A "MAJOR LEAGUE YEAR": 172 days constitute a full year in the Major Leagues.

RELIEF PITCHERS' SAVE RULE: A pitcher is credited with a Save when he meets all three of the following conditions: 1) He is the finishing pitcher in a game won by his club, and, 2) he is not the winning pitcher, and, 3) he qualifies under one of the following conditions: a) he enters the game with a lead of no more than three runs and pitches for at least one inning, or, b) he enters the game with the potential tying run either on base, at bat or on deck, or, c) he pitches effectively for at least three innings.

ROOKIE RULE: The Baseball Writers Association of America considers a player a rookie unless during the previous season or seasons he has a) exceeded 130 at-bats or 50 innings pitched in the Major Leagues, or, b) accumulated more than 45 days on the active roster of a Major League club, excluding military service, during the 25-man limit. The 25-player limit is in effect from Opening Day through August 31.

DAY GAME/NIGHT GAME: Any game scheduled to start after 5:00 p.m. will be considered a night game.

MANAGER: Roger Craig (38)

COACHES: Dusty Baker (12), Bill Fahey (42), Bob Lillis (5),
Gordie MacKenzie (55), Jose Morales (28), Norm Sherry (34)

SAN FRANCISCO GIANTS 1988 ROSTER

DIRECTOR OF TRAVEL: Dirk Smith
PHYSICIANS: Dr. Gordon Campbell, Dr. Will Straw

TRAINERS: Mark Letendre, Greg Lynn
EQUIPMENT MANAGER: Mike Murphy

NO	PITCHERS (18)	B-T	HT	WT	BORN	BIRTHPLACE	RESIDENCE	1987 CLUB	W-L	ERA	G	GS	CG	SV	IP	H	BB	SO	ML-S	NUMERICAL ROSTER
31	Bockus, Randy	L-R	6-3	205	10-5-60	Canton, OH	East Sparta, OH	Phoenix	7-5	4.49	36	13	2	7	108.1	133	41	64	0-080	00. Leonard, OF
41	Burkett, John	R-R	6-2	175	11-28-64	New Brighton, PA	Beaver, PA	SAN FRANCISCO	1-0	3.63	12	0	0	0	17.1	17	4	9		1. Perezchica, IF
36	Cook, Dennis	L-L	6-3	185	10-4-62	Lamarque, TX	Dickinson, TX	Shreveport	*14-8	3.34	27	27	6	0	177.2*	181	53	126		2. Butler, OF
37	Downs, Kelly	R-R	6-4	200	10-25-60	Ogden, UT	Centerville, UT	Shreveport	0-0	4.50	3	0	0	0	6.0	7	3	5	0-030	3. (Retired, Terry)
43	Dravecky, Dave	R-L	6-1	200	2-14-56	Youngstown, OH	San Diego, CA	Phoenix	9-2	2.13	16	16	1	0	105.2	94	20	98	0-000	4. (Retired, Ott)
49	Freeland, Dean	R-R	6-0	180	2-25-65	Milwaukee, WI	Delafield, WI	SAN FRANCISCO	12-9	3.63	41	28	4	1	186.0	185	67	137	1-070	5. Lillis, CCH
50	Garrelts, Scott	R-R	6-4	205	10-30-61	Urbana, IL	Shreveport, LA	SAN DIEGO	3-7	3.76	30	10	1	0	79.0	71	31	60		6. Thompson, IF
14	Hammaker, Atlee	S-L	6-2	200	1-24-58	Carmel, CA	Knoxville, TN	SAN FRANCISCO	7-5	3.20	18	18	4	0	112.1	115	33	78	5-116	7. Melvin, C
39	Krukow, Mike	R-R	6-4	205	1-21-52	Long Beach, CA	Pasadena, CA	Shreveport	0-1	1.29	1	1	0	0	7.0	6	0	3		8. Youngblood, OF
29	LaCoss, Mike	R-R	6-4	200	5-30-56	Glendale, CA	Visalia, CA	SAN FRANCISCO	5-6	4.80	30	28	3	0	163.0	182	46	104	10-166	9. Mitchell, IF
32	Lefferts, Craig	L-L	6-1	210	9-29-57	Munich, W. Germany	Escondido, CA	SAN FRANCISCO	13-10	3.68	39	26	2	0	171.0	184	63	79	9-029	10. Williams, IF
51	McCamant, Randy	R-R	6-3	180	7-29-62	Albuquerque, NM	Glendale, AZ	SAN DIEGO	2-2	4.38	33	0	0	2	51.1	56	15	39		11. (Retired, Hubbell)
45	Mulholland, Terry	R-L	6-3	200	3-9-63	Uniontown, PA	Mesa, AZ	Shreveport	3-3	3.23	44	0	0	4	47.1	36	18	18	5-000	12. Hammaker, LHP
46	Pertman, Jon	L-R	6-0	175	12-13-58	Dallas, TX	Carthage, TX	Phoenix	4-3	2.38	52	0	0	14	79.1	78	18	39	0-000	13. Brenly, C
47	Price, Joe	R-L	6-4	215	11-29-56	Inglewood, CA	Tampa, FL	Phoenix	7-12	5.07	37	29*	3	1	172.1	200	90	94	0-090	14. Hammaker, LHP
48	Reuschel, Rick	R-R	6-3	240	5-16-49	Quincy, IL	Mt. Prospect, IL	Phoenix	12-6	2.81	52	0	0	0	89.2	93	37	49		15. Brenly, C
40	Robinson, Don	R-R	6-4	235	6-8-57	Ashland, KY	Bradenton, FL	SAN FRANCISCO	0-0	3.97	10	0	0	0	11.1	11	4	3	0-086	16. Spilman, IF
52	Wilson, Trevor	L-L	6-0	175	6-7-66	Torrance, CA	Rialto, CA	SAN FRANCISCO	6-0	2.49	17	8	0	2	61.1	45	40	49	10-166	17. Manwaring, C
								PITTSBURGH	2-2	2.57	20	0	0	0	35.0	19	13	42	7-034	18. Melendez, IF
								SAN FRANCISCO	8-6	2.75	25	25	9	0	177.0	163	35	80		19. (Retired, Marichal)
								PITTSBURGH	5-3	4.32	9	8	3	0	50.0	44	7	27	15-004	20. Garner, IF
								SAN FRANCISCO	6-6	3.86	42	0	0	12	65.1	66	22	53		21. Maldonado, OF
								SAN FRANCISCO	5-1	2.74	25	0	0	7	42.2	39	18	26	10-000	22. Clark, IF
								Clinton	10-6	2.01	26	26	3	0	161.1	130	77	146	0-000	23. Uribe, IF
																				24. (Retired, Mays)
																				25. Aldrete, OF
																				26. Reid, OF
																				27. (Retired, Marichal)
																				28. Morales, CCH
																				29. LaCoss, RHP
																				30. Bockus, RHP
																				31. Bockus, RHP
																				32. Lefferts, LHP

NO CATCHERS (4)		B-T	HT	WT	BORN	BIRTHPLACE	RESIDENCE	1987 CLUB	AVG.	G	AB	R	H	2B	3B	HR	RBI	BB	SO	SB	ML-S
15	Brenly, Bob	R-R	6-2	205	2-25-54	Coshocton, OH	Foster City, CA	SAN FRANCISCO	.267	123	375	55	100	19	1	18	51	47	85	10	6-061
17	Manwaring, Kirt	R-R	5-11	185	7-15-65	Elmira, NY	Horseheads, NY	Shreveport	.267	98	307	27	82	13	2	2	22	19	33	1	0-031
								SAN FRANCISCO	.143	6	7	0	1	0	0	0	0	0	0	0	0-031
7	Melvin, Bob	R-R	6-4	205	10-28-61	Palo Alto, CA	Redwood City, CA	SAN FRANCISCO	.199	84	246	31	49	8	0	11	31	17	44	0	2-115
56	Pena, Jose	R-R	6-0	190	4-24-65	Bonoa, DR	Bonoa, DR	Fresno	.278	80	266	43	74	11	1	4	35	12	43	6	0-000
NO INFELDERS (12)		B-T	HT	WT	BORN	BIRTHPLACE	RESIDENCE	1987 CLUB	AVG.	G	AB	R	H	2B	3B	HR	RBI	BB	SO	SB	ML-S
22	Clark, Will	L-L	6-1	190	3-13-64	New Orleans, LA	New Orleans, LA	SAN FRANCISCO	.308	150	529	89	163	29	5	35	91	49	98	5	2-000
54	Escobar, Angel	S-R	6-0	160	5-12-65	La Sabana, Vargas, VEN	Caracacas, VEN	Phoenix	.265	130	434	68	115	13	8	2	50	73	59	11	0-000
20	Garner, Phil	R-R	5-10	175	4-30-49	Jefferson City, TN	Kingwood, TX	HOUSTON	.223	43	112	15	25	5	0	3	15	8	20	1	13-089
								LOS ANGELES	.190	70	126	14	24	4	0	2	8	20	24	5	0-000
53	Hayes, Charlie	R-R	6-0	190	5-29-65	Hattiesburg, MS	Brooklyn, MS	Shreveport	.304	128	487	66	148	33	3	14	75	26	76	5	0-000
18	Melendez, Francisco	L-L	6-0	185	1-25-64	Rio Pedras, PR	Juana Diaz, PR	Phoenix	.327	138	514	78	168*	20	9	3	85	83	68	2	0-093
								SAN FRANCISCO	.313	12	16	2	5	0	0	1	1	0	3	0	0-093
9	Mitchell, Kevin	R-R	5-11	210	1-13-62	San Diego, CA	San Diego, CA	SAN DIEGO	.245	62	196	19	48	7	1	7	26	20	38	0	2-027
								SAN FRANCISCO	.306	69	268	49	82	13	1	15	44	28	50	9	0-000
1	Perezchica, Tony	R-R	5-11	165	4-20-66	Mexicali, Mexico	Palm Springs, CA	Shreveport	.319	89	332	44	106	24	1	11	47	19	74	3	0-000
35	Speier, Chris	R-R	6-1	180	6-28-50	Alameda, CA	Scottsdale, AZ	SAN FRANCISCO	.249	111	317	39	79	13	0	11	39	42	51	4	17-000
16	Spilman, Harry	L-R	6-1	190	7-18-54	Albany, GA	Dawson, GA	SAN FRANCISCO	.267	83	90	5	24	5	0	1	14	9	20	1	8-065
6	Thompson, Robby	R-R	5-11	170	5-10-62	West Palm Beach, FL	West Palm Beach, FL	SAN FRANCISCO	.262	132	420	62	110	26	5	10	44	40	91	16	2-000
23	Uribe, Jose	S-R	5-10	165	1-21-60	San Cristobal, DR	Santo Domingo, DR	SAN FRANCISCO	.291	95	309	44	90	16	5	5	30	24	35	12	3-020
10	Williams, Matt	R-R	6-2	205	11-28-65	Bishop, CA	Carson City, NV	Phoenix	.289	56	211	36	61	15	2	6	37	19	53	6	0-118
								SAN FRANCISCO	.188	84	245	28	46	9	2	8	21	16	68	4	0-118
NO OUTFELDERS (6)		B-T	HT	WT	BORN	BIRTHPLACE	RESIDENCE	1987 CLUB	AVG.	G	AB	R	H	2B	3B	HR	RBI	BB	SO	SB	ML-S
25	Aldrete, Mike	L-L	5-11	185	1-29-61	Carmel, CA	Seaside, CA	SAN FRANCISCO	.325	126	357	50	116	18	2	9	51	43	50	6	1-123
2	Butler, Brett	L-L	5-10	160	6-15-57	Los Angeles, CA	Duluth, GA	CLEVELAND	.295	137	522	91	154	25	8	9	41	91	55	33	6-009
00	Leonard, Jeffrey	R-R	6-4	205	9-22-55	Philadelphia, PA	Foster City, CA	SAN FRANCISCO	.280	131	503	70	141	29	4	19	63	21	68	16	8-127
21	Maldonado, Candy	R-R	6-0	195	9-5-60	Humacao, PR	Arecibo, PR	SAN FRANCISCO	.292	118	442	69	129	28	4	20	85	34	78	8	5-028
26	Reid, Jessie	L-L	6-1	200	6-1-62	Honolulu, HI	Fresno, CA	Phoenix	.270	128	433	83	117	22	5	16	84	84	80	19	0-033
								SAN FRANCISCO	.125	6	8	1	1	0	0	1	1	1	5	0	0-033
8	Youngblood, Joel	R-R	5-11	180	8-28-51	Houston, TX	Greenwich, CT	SAN FRANCISCO	.253	69	91	9	23	3	0	3	11	5	13	1	12-000


34. Sherry, CCH
35. Speier, IF
36. Cook, LHP
37. Downs, RHP
38. Craig, MGR
39. Krukow, RHP
40. Robinson, RHP
41. Burkett, RHP
42. Fahey, CCH
43. Dravecky, LHP
44. (Retired, McCovey)
45. Mulholland, LHP
46. Periman, RHP
47. Price, LHP
48. Reuschel, RHP
49. Freeland, RHP
50. Garrelis, RHP
51. McCament, RHP
52. Wilson, LHP
53. Hayes, IF
54. Escobar, IF
55. MacKenzie, CCH
56. Pena, C

SAN FRANCISCO GIANTS 1988 NON-ROSTER PLAYERS IN SPRING TRAINING

Coaches: Cot Deal (65), Marty DeMerritt (63), Duane Espy (64), Larry Hardy (67), Wendell Kim (66)

NO	PITCHERS (4)	B-T	HT	WT	BORN	BIRTHPLACE	RESIDENCE	1987 CLUB	W-L	ERA	G	GS	CG	SV	IP	H	BB	SO	ML-S		
19	Mason, Roger	R-R	6-6	220	9-18-58	Bellaire, MI	Bellaire, MI	SAN FRANCISCO Phoenix	1-1 5-1	4.50 4.13	5 10	5 10	0 1	0 0	26.0 61.0	30 62	10 20	18 49	1-077		
57	Remlinger, Mike	L-L	6-0	195	3-23-66	Middletown, NY	Plymouth, MA	Everett Clinton	0-0 2-1	3.60 3.30	2 6	1 5	0 0	0 0	5.0 30.0	1 21	5 14	11 43	0-000		
58	Samuels, Roger	L-L	6-5	210	1-5-61	San Jose, CA	San Jose, CA	Shreveport Fresno	4-2 1-2	2.36 1.05	6 27	6 0	0 0	0 9	34.1 42.2	14 29	22 18	51 64	0-000		
30	Scurry, Rod	L-L	6-2	195	3-17-56	Sacramento, CA	Reno, NV	Shreveport Phoenix	3-1 3-3	1.62 3.77	21 28	1 3	0 0	4 4	33.1 59.2	24 53	10 41	35 57	7-032		
NO	CATCHERS (2)	B-T	HT	WT	BORN	BIRTHPLACE	RESIDENCE	1987 CLUB	AVG.	G	AB	R	H	2B	3B	HR	RBI	BB	SO	SB	ML-S
62	Kmak, Joe	R-R	6-0	185	5-3-63	Napa, CA	Foster City, CA	Fresno Shreveport	.221 .195	48 15	154 41	18 5	34 8	8 0	0 1	0 0	12 3	15 3	32 4	1 0	0-000
60	McNamara, Jim	L-R	6-4	210	6-10-65	Nashua, NY	Vienna, VA	Clinton	.247	110	385	43	95	22	1	5	53	19	52	4	0-000
NO	INFELDERS (1)	B-T	HT	WT	BORN	BIRTHPLACE	RESIDENCE	1987 CLUB	AVG.	G	AB	R	H	2B	3B	HR	RBI	BB	SO	SB	ML-S
33	Wasinger, Mark	R-R	6-0	165	8-4-61	Monterey, CA	Duluth, GA	Las Vegas Phoenix SAN FRANCISCO	.160 .234 .275	9 41 44	25 145 80	6 22 16	4 34 22	3 2 3	0 2 0	1 0 1	3 13 3	5 29 8	4 16 14	1 3 2	0-113
NO	OUTFIELDERS (1)	B-T	HT	WT	BORN	BIRTHPLACE	RESIDENCE	1987 CLUB	AVG.	G	AB	R	H	2B	3B	HR	RBI	BB	SO	SB	ML-S
61	Cockrell, Alan	R-R	6-2	215	12-5-62	Kansas City, KS	Afton, OK	Phoenix	.257	129	432	82	111	23	6	10	72	69	131	7	0-000

1987 In Review



PHOTOGRAPH BY BRAD CORBELLI

FINAL 1987 MAJOR LEAGUE STANDINGS

NATIONAL LEAGUE

WEST	W	L	PCT.	GB	EAST	W	L	PCT.	GB
San Francisco	90	72	.556	—	St. Louis	95	67	.586	—
Cincinnati	84	78	.519	6	New York	92	70	.568	3
Houston	76	86	.469	14	Montreal	91	71	.562	4
Los Angeles	73	89	.451	17	Philadelphia	80	82	.494	15
Atlanta	69	92	.429	20.5	Pittsburgh	80	82	.494	15
San Diego	65	97	.401	25	Chicago	76	85	.472	18.5

AMERICAN LEAGUE

WEST	W	L	PCT.	GB	EAST	W	L	PCT.	GB
Minnesota	85	77	.525	—	Detroit	98	64	.605	—
Kansas City	83	79	.512	2	Toronto	96	66	.593	2
Oakland	81	81	.500	4	Milwaukee	91	71	.562	7
Seattle	78	84	.481	7	New York	89	73	.549	9
Chicago	77	85	.475	8	Boston	78	84	.481	20
California	75	87	.463	10	Baltimore	67	95	.414	31
Texas	75	87	.463	10	Cleveland	61	101	.377	37

1987 NATIONAL LEAGUE CLUB BATTING

CLUB	AVG.	G	AB	R	H	2B	3B	HR	RBI	BB	IB	SO	SB	CS
New York	.268	162	5601	823	1499	287	34	192	771	592	73	1012	159	49
Cincinnati	.266	162	5560	783	1478	262	29	192	747	514	55	928	169	46
Montreal	.265	162	5527	741	1467	310	39	120	695	501	77	918	166	74
Pittsburgh	.264	162	5536	723	1464	282	45	131	684	535	67	914	140	58
Chicago	.264	161	5583	720	1475	244	33	209	683	504	45	1064	109	48
St. Louis	.263	162	5500	798	1449	252	49	94	746	644	61	933	248	72
San Diego	.260	162	5456	668	1419	209	48	113	621	577	75	992	198	91
San Francisco	.260	162	5608	783	1458	274	32	205	731	511	73	1094	126	96
Atlanta	.258	161	5428	747	1401	284	24	152	696	641	82	834	135	68
Philadelphia	.254	162	5475	702	1390	248	51	169	662	587	51	1109	111	49
Houston	.253	162	5485	648	1386	238	28	122	603	526	52	936	162	46
Los Angeles	.252	162	5517	635	1389	236	23	125	594	445	70	923	128	59

1987 NATIONAL LEAGUE CLUB PITCHING

CLUB	W	L	ERA	G	CG	SHO	SV	IP	H	R	ER	HR	HB	BB	IB	SO
San Francisco	90	72	3.68	162	19	10	38	1471.0	1407	669	601	146	27	547	86	1038
Los Angeles	73	89	3.72	162	29	8	32	1455.0	1415	675	601	130	28	565	62	1097
Houston	76	86	3.84	162	13	13	33	1441.1	1363	678	615	141	26	525	61	1137
New York	92	70	3.84	162	16	7	51	1454.0	1407	698	621	135	34	510	51	1032
St. Louis	95	67	3.91	162	10	7	48	1466.0	1484	693	637	129	27	533	78	873
Montreal	91	71	3.92	162	16	8	50	1450.1	1428	720	631	145	26	446	45	1012
Philadelphia	80	82	4.18	162	13	7	48	1448.1	1453	749	673	167	35	587	86	877
Pittsburgh	80	82	4.20	162	25	13	39	1445.0	1377	744	674	164	22	562	60	914
Cincinnati	84	76	4.24	162	7	6	44	1452.1	1486	752	685	170	22	485	68	919
San Diego	65	97	4.27	162	14	10	33	1433.1	1402	763	680	175	36	602	62	897
Chicago	76	85	4.55	161	11	5	48	1434.2	1524	801	726	159	27	628	67	1024
Atlanta	69	92	4.63	161	16	4	32	1427.2	1529	829	734	163	39	587	55	837

1987 NATIONAL LEAGUE CLUB FIELDING

CLUB	PCT.	G	PO	A	E	TC	DP	TP	PB
St. Louis	.982	162	4398	1870	116	6384	172	0	16
Atlanta	.982	161	4283	1921	116	6320	170	0	11
Houston	.981	162	4324	1617	116	6057	113	1	11
Pittsburgh	.980	162	4335	1834	123	6292	147	1	9
Philadelphia	.980	162	4345	1712	121	6178	137	0	17
San Francisco	.980	162	4413	1861	129	6403	183	0	15
Chicago	.979	161	4304	1787	130	6221	154	0	13
Cincinnati	.979	162	4357	1643	130	6130	137	0	13
New York	.978	162	4362	1797	137	6296	137	0	9
San Diego	.976	162	4300	1799	147	6246	135	0	22
Montreal	.976	162	4351	1679	147	6177	122	0	8
Los Angeles	.975	162	4365	1790	155	6310	144	0	8

1987 OFFICIAL BATTING STATISTICS

PLAYER	AVG.	G	AB	R	H	2B	3B	HR	RBI	GW	SH	SF	HP	BB	IB	SO	SB	CS	GI OP	E
Aldrete	.325	126	357	50	116	18	2	9	51	8	4	2	0	43	5	50	6	0	6	3
Brenly	.267	123	375	55	100	19	1	18	51	8	3	6	3	47	3	85	10	7	5	9
Brown	.242	38	132	17	32	6	0	6	17	2	0	0	3	9	1	16	1	3	7	10
Clark	.308	150	529	89	163	29	5	35	91	11	3	2	5	49	11	98	5	17	2	13
C. Davis	.250	149	500	80	125	22	1	24	76	5	0	4	2	72	15	109	16	9	8	7
Left-handed	.244	—	316	—	77	16	0	10	42	3	0	3	1	53	10	60	—	—	5	—
Right-handed	.261	—	184	—	48	6	1	14	34	2	0	1	1	19	5	49	—	—	3	—
DeJesus	.200	9	10	0	2	0	0	0	1	0	0	0	0	0	0	2	0	1	0	4
Henderson	.238	15	21	2	5	2	0	0	1	0	0	0	0	8	0	5	2	0	0	0
Kutcher	.188	14	16	7	3	1	1	0	1	0	0	0	0	1	0	5	1	0	0	0
Leonard	.280	131	503	70	141	29	4	19	63	6	0	5	2	21	6	68	16	7	17	7
Maldonado	.292	118	442	69	129	26	4	20	85	12	0	7	6	34	4	78	8	8	9	5
Manwaring	.143	6	7	0	1	0	0	0	0	0	0	0	1	0	0	1	0	0	1	1
Melendez	.313	12	16	2	5	0	0	1	1	0	0	0	0	0	0	3	0	0	0	0
Melvin	.199	84	246	31	49	8	0	11	31	6	0	2	0	17	3	44	0	4	7	1
Milner	.252	101	214	38	54	14	0	4	19	4	1	0	0	24	3	33	10	9	2	1
Mitchell (TOT)	.280	131	464	68	130	20	2	22	70	6	0	1	2	48	4	88	9	6	10	15
Mitchell (SF)	.306	69	268	49	82	13	1	15	44	4	0	0	2	28	1	50	9	6	5	7
Reid	.125	6	8	1	1	0	0	1	1	1	0	0	0	1	0	5	0	0	0	0
Sasser	.000	2	4	0	0	0	0	0	0	0	0	0	0	0	0	0	0	0	0	0
Speier	.249	111	317	39	79	13	0	11	39	5	1	1	3	42	5	51	4	7	3	4
Spilman	.267	83	90	5	24	5	0	1	14	2	0	2	0	9	0	20	1	1	3	2
Thompson	.262	132	420	62	110	26	5	10	44	2	6	0	8	40	3	91	16	11	8	17
Unibe	.291	95	309	44	90	16	5	5	30	3	5	1	1	24	9	35	12	2	1	13
Left-handed	.308	—	211	—	65	12	5	2	18	1	4	1	0	18	5	24	—	—	0	—
Right-handed	.255	—	98	—	25	4	0	3	12	2	1	0	1	6	4	11	—	—	1	—
Wasinger	.275	44	80	16	22	3	0	1	3	0	2	0	0	8	0	14	2	0	3	1
Willong	.125	2	8	2	1	0	0	1	2	1	0	0	0	1	0	2	1	0	0	1
Williams	.188	84	245	28	46	9	2	8	21	0	3	1	1	16	4	68	4	3	5	9
Woodard	.211	10	19	0	4	1	0	0	1	0	0	0	0	0	0	1	0	0	0	0
Youngblood	.253	69	91	9	23	3	0	3	11	0	0	1	1	5	0	13	1	1	3	0
Bockus	.000	12	1	0	0	0	0	0	0	0	0	0	0	0	0	1	0	0	0	1
Burkett	.000	3	1	0	0	0	0	0	0	0	0	0	0	0	0	1	0	0	0	0
Comstock	.000	15	1	0	0	0	0	0	0	0	0	0	0	0	0	1	0	0	0	0
M. Davis	.217	21	23	3	5	1	1	0	1	0	2	0	0	0	0	5	0	0	0	1
Downs	.143	41	56	1	8	1	0	0	6	1	7	1	0	1	0	23	0	1	0	3
Dravecky (TOT)	.143	49	56	3	8	1	0	0	0	4	0	0	4	0	0	27	1	1	0	2
Dravecky (SF)	.132	18	38	3	5	1	0	0	0	2	0	0	3	0	0	18	1	0	0	1
Garrells	.200	65	10	1	2	1	0	0	2	0	0	0	0	0	0	5	0	0	0	1
Gott	.100	30	10	2	1	0	0	1	2	0	0	0	0	0	0	3	0	0	0	1
Grant	.083	16	12	1	1	0	0	0	0	3	0	0	1	0	0	4	0	0	0	1
Hammaker	.123	31	57	0	7	0	0	0	3	0	2	0	0	1	0	22	0	0	1	0
Left-handed	.115	—	26	—	3	0	0	0	0	0	0	0	0	0	0	14	—	—	0	—
Right-handed	.129	—	31	—	4	0	0	0	3	0	2	0	0	1	0	8	—	—	1	—
Krukow	.167	30	54	1	9	2	0	0	7	1	5	0	0	2	0	27	0	0	0	1
LaCoss	.060	39	50	2	3	0	0	0	3	0	4	0	1	2	0	16	0	0	1	2
Lefferts (TOT)	.286	77	7	0	2	1	0	0	1	0	0	0	0	0	0	4	0	0	0	2
Lefferts (SF)	.250	44	4	0	1	1	0	0	1	0	0	0	0	0	0	2	0	0	0	1
Mason	.125	5	8	0	1	0	0	0	0	0	0	0	0	1	0	3	0	0	1	0
Minton	.000	15	2	0	0	0	0	0	0	0	1	0	0	0	0	1	0	0	0	0
Perلمان	—	10	0	0	0	0	0	0	0	0	0	0	0	0	0	0	0	0	0	1
Price	.167	20	6	1	1	0	0	0	1	0	0	0	0	0	0	3	0	0	0	0
Reuschel (TOT)	.139	34	79	8	11	3	0	1	10	1	7	0	0	5	0	26	1	0	1	2
Reuschel (SF)	.105	9	19	1	2	1	0	0	5	0	1	0	0	1	0	3	0	0	1	0
D. Robinson (TOT)	.222	69	18	2	4	1	0	1	2	1	0	0	0	1	0	4	0	0	0	0
D. Robinson (SF)	.273	25	11	2	3	1	0	1	1	1	0	0	0	0	0	2	0	0	0	0
J. Robinson	.111	63	18	0	2	0	0	0	1	0	0	0	0	0	0	7	0	0	0	0
GIANTS	.260	162	5608	783	1458	274	32	205	731	83	55	35	39	511	73	1094	126	97	99	129
Opponents	.255	162	5518	669	1407	235	28	146	624	67	74	36	27	547	86	1038	132	86	146	135

PINCH-HITTING AVG. (ab-h-rbi): Aldrete .240 (25-6-3); Brenly .250 (8-2-3); Brown .500 (2-1-0); Clark .273 (11-3-2); C. Davis .150 (20-3-1); DeJesus .000 (1-0-0); Henderson .000 (6-0-0); Kutcher .000 (2-0-0); Leonard .545 (11-6-4); Maldonado .250 (4-1-4); Melendez .100 (10-1-1); Melvin .125 (8-1-0); Milner .211 (19-4-1); Mitchell (Tot) .222 (9-2-2); Mitchell (SF) .000 (1-0-0); Reid .000 (5-0-0); Sasser .000 (1-0-0); Speier .357 (14-5-5); Spilman .213 (61-13-11); Thompson .500 (4-2-1); Unibe .333 (3-1-1); Wasinger .091 (11-1-0); Williams .667 (3-2-0); Woodard .000 (2-0-0); Youngblood .295 (44-13-9). **M. Davis .000 (1-0-0); Gott .000 (1-0-0); D. Robinson (Tot) .000 (3-0-0); D. Robinson (SF) .000 (1-0-0); GIANTS TOTALS .233 (279-65-46); OPPONENTS TOTALS .238 (261-62-27).**

PINCH-HIT HOME RUNS (11): Youngblood 3 (June 30 vs. Atlanta, August 2 @ Cincinnati and August 11 vs. Houston); Leonard 2 (June 26 vs. Houston and September 28 @ San Diego); Aldrete (June 25 vs. Cincinnati); Brenly (May 12 vs. St. Louis); C. Davis (September 28 @ San Diego); Maldonado (grand slam September 27 @ Atlanta); Melendez (October 2 vs. Atlanta); Spilman (June 28 vs. Houston), OPPONENTS 3.

1987 OFFICIAL PITCHING STATISTICS

PITCHER	W	L	ERA	G	GS	CG	SHO	SV	IP	H	R	ER	HR	HB	BB	IB	SO	WP	BK
Bockus	1	0	3.63	12	0	0	0	0	17.1	17	8	7	2	0	4	1	9	0	0
Burkett	0	0	4.50	3	0	0	0	0	6.0	7	4	3	2	1	3	0	5	0	0
Comstock	2	0	3.05	15	0	0	0	1	20.2	19	8	7	1	0	10	2	21	3	1
M. Davis	4	5	4.71	20	11	1	0	0	70.2	72	38	37	9	4	28	1	51	4	2
Downs	12	9	3.63	41	28	4	3	1	186.0	185	83	75	14	4	67	11	137	12	4
Dravecky (TOT)	10	12	3.43	48	28	5	3	0	191.1	186	82	73	18	5	64	7	138	2	1
Dravecky (SF)	7	5	3.20	18	18	4	3	0	112.1	115	43	40	8	2	33	3	78	1	0
Garrelts	11	7	3.22	64	0	0	0	12	106.1	70	41	38	10	0	55	4	127	5	1
Gott	1	0	4.50	30	3	0	0	0	56.0	53	32	28	4	2	32	5	63	3	0
Grant	1	2	3.54	16	8	0	0	1	61.0	66	29	24	6	1	21	5	32	2	2
Hammaker	10	10	3.58	31	27	2	0	0	168.1	159	73	67	22	3	57	10	107	8	7
Krukow	5	6	4.80	30	28	3	0	0	163.0	182	98	87	24	2	46	6	104	3	3
LaCoss	13	10	3.68	39	26	2	1	0	171.0	184	78	70	16	2	63	12	79	6	1
Lefferts (TOT)	5	5	3.83	77	0	0	0	6	98.2	92	47	42	13	2	33	11	57	6	3
Lefferts (SF)	3	3	3.23	44	0	0	0	4	47.1	36	18	17	4	0	18	6	18	1	1
Mason	1	1	4.50	5	5	0	0	0	26.0	30	15	13	4	0	10	0	18	1	1
Minton	1	0	3.47	15	0	0	0	1	23.1	30	9	9	2	1	10	3	9	1	0
Periman	0	0	3.97	10	0	0	0	0	11.1	11	7	5	1	1	4	0	3	2	0
Price	2	2	2.57	20	0	0	0	1	35.0	19	10	10	5	1	13	2	42	1	0
Reuschel (TOT)	13	9	3.09	34	33	12	4	0	227.0	207	91	78	13	8	42	3	107	7	0
Reuschel (SF)	5	3	4.32	9	8	3	1	0	50.0	44	28	24	1	2	7	2	27	2	0
D. Robinson (TOT)	11	7	3.42	67	0	0	0	19	108.0	105	42	41	7	0	40	6	79	7	1
D. Robinson (SF)	5	1	2.74	25	0	0	0	7	42.2	39	13	13	1	0	18	3	26	1	0
J. Robinson	6	8	2.79	63	0	0	0	10	96.2	69	34	30	10	1	48	10	82	3	2
GIANTS	90	72	3.68	162	162	19	10	38	1471.0	1407	669	601	146	27	547	86	1038	59	25
Opponents	72	90	4.34	162	162	14	8	40	1462.2	1458	783	705	205	39	511	73	1094	55	21

COMBINED SHUTOUTS (2): Dravecky and D. Robinson, August 26 @ Philadelphia; Krukow and Price, September 30 @ Los Angeles.

Dave Dravecky



1987 GIANTS INDIVIDUAL FIELDING

CATCHERS (5)	PCT.	G	GS	PO	A	E	TC	DP	CS-SB	(%)	PB
Brenly	.988	108	100	642	83	9	734	10	43-80	35%	11
Manwaring	.909	6	1	9	1	1	11	0	0-1	0%	0
Melvin	.998	78	60	407	43	1	451	7	31-47	40%	4
Sasser	1.000	1	1	7	0	0	7	0	0-0	-	0
Spilman	-	1	0	0	0	0	0	0	0-0	-	0

FIRST BASEMEN (6)	PCT.	G	GS	PO	A	E	TC	DP
Aldrete	.995	33	19	187	15	1	203	20
Brenly	1.000	6	5	43	2	0	45	4
Clark	.991	139	133	1253	103	13	1369	130
Melendez	1.000	5	1	19	0	0	19	0
Melvin	1.000	1	1	7	1	0	8	1
Spilman	.976	9	3	39	1	1	41	4

SECOND BASEMEN (6)	PCT.	G	GS	PO	A	E	TC	DP
Kutcher	1.000	2	1	4	3	0	7	1
Speier	.989	55	33	80	105	2	187	23
Thompson	.972	126	118	246	341	17	604	99
Wasinger	1.000	10	5	12	18	0	30	4
Woodard	1.000	8	3	13	15	0	28	4
Willong	.833	2	2	2	3	1	6	2

THIRD BASEMEN (9)	PCT.	G	GS	PO	A	E	TC	DP
Brenly	1.000	2	0	0	1	0	1	0
Brown	.905	37	36	33	62	10	105	5
Kutcher	1.000	2	1	2	1	0	3	0
Mitchell (Tot)	.954	119	115	73	239	15	327	19
Mitchell (SF)	.962	68	65	44	131	7	182	10
Speier	.991	44	35	22	84	1	107	10
Spilman	.875	10	3	1	6	1	8	1
Wasinger	.973	21	11	6	30	1	37	4
Williams	.968	17	10	6	24	1	31	3
Youngblood	1.000	2	1	0	1	0	1	0

SHORTSTOPS (8)	PCT.	G	GS	PO	A	E	TC	DP
Brown	-	1	0	0	0	0	0	0
DeJesus	.840	9	2	7	14	4	25	2
Kutcher	1.000	1	0	0	1	0	1	0
Mitchell (Tot-SF)	1.000	1	0	0	1	0	1	0
Speier	.982	22	7	16	40	1	57	8
Uribe	.971	95	90	145	286	13	444	62
Wasinger	1.000	2	0	3	2	0	5	1
Williams	.975	70	63	104	210	8	322	49

OUTFIELDERS (11)	PCT.	G	GS	PO	A	E	TC	DP
Aldrete	.986	79	71	141	3	2	146	1
Comstock	-	1	0	0	0	0	0	0
C.Davis	.975	135	125	265	6	7	278	2
Henderson	1.000	9	5	10	1	0	11	0
Kutcher	1.000	6	1	8	0	0	8	0
Leonard	.966	127	114	193	7	7	207	2
Maldonado	.973	116	114	176	7	5	188	0
Milner	.993	84	40	135	0	1	136	0
Mitchell (Tot)	1.000	6	4	3	0	0	3	0
Mitchell (SF)	-	3	1	0	0	0	0	0
Reid	1.000	3	1	3	0	0	3	0
Youngblood	1.000	22	14	24	2	0	26	0

PITCHERS (20)	PCT.	G	GS	PO	A	E	TC	DP
Bockus	.750	12	0	0	3	1	4	0
Burkett	1.000	3	0	0	1	0	1	1
Comstock	1.000	15	0	2	3	0	5	1
M.Davis	.909	20	11	0	10	1	11	1
Dravecky (Tot)	.958	48	28	16	30	2	48	2
Dravecky (SF)	.968	18	18	11	19	1	31	1
Downs	.875	41	28	11	10	3	24	0
Garrelts	.938	64	0	5	10	1	16	1
Gott	.909	30	3	2	8	1	11	0
Grant	.909	16	8	3	7	1	11	0
Hammaker	1.000	31	27	7	23	0	30	1
Krukow	.975	30	28	9	30	1	40	5
LaCoss	.967	39	26	15	43	2	60	4
Lefferts (Tot)	.889	77	0	5	11	2	18	1
Lefferts (SF)	.900	44	0	3	6	1	10	0
Mason	1.000	5	5	3	3	0	6	2
Minton	1.000	15	0	2	4	0	6	1
Perlman	.750	10	0	2	1	1	4	0
Price	1.000	20	0	1	2	0	3	0
Reuschel (Tot)	.969	34	33	25	38	2	65	2
Reuschel (SF)	1.000	9	8	8	7	0	15	0
D.Robinson (Tot)	1.000	67	0	8	12	0	20	0
D.Robinson (SF)	1.000	25	0	4	3	0	7	0
J.Robinson	1.000	63	0	11	14	0	25	4

1987 SEASON HIGHLIGHTS

WESTERN DIVISION TITLE the Giants won the Western Division Championship for the first time in 16 years with a 90-72 record, six games in front of the Reds . . . the 90 wins were the most since the 1971 Giants . . . in the 30-year history of the San Francisco Giants, the 1987 club was the third to reach post season play, joining the 1971 Western Division Champs and the 1962 National League Champs . . .

POST-SEASON HONORS **Al Rosen** walked away with the Executive of the Year Award, while **Roger Craig** captured AP's Major League Manager of the Year Award . . . **Jeffrey Leonard** was named to the NL All-Star team for the first time and also was selected as the MVP of the NLCS . . . **Rick Reuschel** earned his second Gold Glove in 1987 . . .

ROGER CRAIG the division crown was the first for skipper **Roger Craig** in his fourth season as a Major League manager, his second full year with the Giants . . . Craig's Giants were in first place for the final 51 days of the season, since taking over the lead August 15 . . . overall, the Giants were in or tied for first for 94 days in 1987 . . . the 90-72 finish pushed Craig's managerial record with the Giants to 179-163, a winning percentage of .523 . . . that's the best winning percentage by a S.F. manager since Clyde King's .534 mark in 1969-70 (109-95) . . .

FOURTH IN HISTORY the 1987 Giants are just the fourth club since 1900 to finish first in a full season within two years of losing 100 or more games . . . in 1985, the Giants franchise lost 100 games for the first time, covering 103 years . . . the other clubs to accomplish this amazing feat were: the 1914 Boston Braves, who lost 101 games in 1912; the 1967 Boston Red Sox, who lost 100 in 1965; and the 1969 New York Mets, who lost 101 in 1967 . . .

PITCHING San Francisco led the Major Leagues with a 3.68 staff ERA . . . after August 7, the Giants staff posted a 3.14 ERA in 54 games . . . the bullpen registered 36 wins, tying St. Louis for the most in the Majors . . . over the last three seasons, the Giants' bullpen has posted the best ERA (3.13) in the Majors . . .

HOME RUNS the Giants set a new San Francisco record with 205 round trippers, eclipsing the old mark of 204 set by the 1962 NL Champs . . . the 205 HRs, which were second in the NL behind Chicago's 209, were the most by a Giants club in 40 years, since the 1947 Giants set the all-time franchise record with 221 . . . 205 HRs represent the seventh most in NL history and the 17th most in ML history . . .

DOUBLE PLAYS the Giants broke a 37-year-old franchise record by turning a Major League-leading 183 double plays, surpassing the 1950 mark of 181 . . . San Francisco twice turned five DPs in a game, an NL high . . . the Giants' double play combination also fielded its way into the record book by turning 13 DPs over three games (April 24-26) and 15 over four games (April 24-27), both ML records . . .

MORE FIELDING besides setting a new club DP mark, the Giants also committed the fewest number of errors (129) in Giants history (133 in 1961) . . . the club's .980 fielding percentage was also the best in Giants history . . .

ATTENDANCE for the first time in franchise history, the Giants drew more than 1.9 million fans . . . the 1,917,863 paying customers easily surpassed the franchise record of 1,795,356 set in 1960, Candlestick's first year . . . the New York Giants single season attendance record was 1,600,793 set in 1947 . . .

RECORD BY MONTH San Francisco posted the best record in the Western Division in four of the six months of the season . . . here's a look: April 16-7 (West's best); May 11-15; June 11-16; July 14-13 (West's best); August 18-11 (West's best); and September-October 20-10 (West's best) . . . the Giants' 18-11 mark in August was their best for the month since the 1970 team was 20-11 . . .

ROSTER MOVES the Giants suited up 46 different players during the 1987 season, including 20 different pitchers . . . the Giants made 84 roster moves, 22 more than in 1986, using the disabled list 11 times . . .

LINEUPS **Roger Craig** penciled in 122 different lineups in 1987, including 12 different lead-off men . . . here are the #1 hitters and the team's record with them leading off: **Aldrete** (11-11); **Clark** (11-8); **Kutcher** (0-1); **Leonard** (1-0); **Maldonado** (1-0); **Milner** (23-17); **Speier** (6-12); **Thompson** (24-11); **Uribe** (4-4); **Wasinger** (6-7); **Wilfong** (2-0); and **Woodard** (1-1) . . .

PINCH-HITTING Giants pinch hitters were again among the most productive in the Majors, clouting 11 pinch home runs and driving in 46 runs . . . the Major-League leading 11 pinch HRs were one off the ML record and equalled the Giants record . . . leading the way was **Joel Youngblood** with a .295 average (13-for-44), three HRs and nine RBIs off the bench . . . **Harry Spilman** delivered 13 pinch hits, while driving in 11 . . .

WINS the Giants won their first ten one-run games, tying the franchise mark set in 1907 . . . S.F. finished with a 29-23 mark in one-run games . . . the Giants posted 34 come-from-behind wins in 1987 and have 74 such victories over the last two seasons . . .

AUGUST 7 on August 7, the Giants began the day with a 53-55 record, in third place five games behind the Reds . . . August 7 was also the day that **Candy Maldonado** was activated from the disabled list, marking the first time the Giants did not have a player on the DL since the end of the 1985 season . . . after August 7, the Giants posted a 37-17 record (a winning percentage of .685), gaining 11 games in the standings on the Reds and 15.5 on Houston . . .

1987 WON-LOST BREAKDOWN

	HOME	ROAD	TOTAL
Season	46-35	44-37	90-72
Day Games	28-14	14-10	42-24
Night Games	18-21	30-27	48-48
Artificial Turf	0-0	22-20	22-20
Grass Fields	46-35	22-17	68-52
Versus RHP	29-22	33-28	62-50
Versus LHP	17-13	11-9	28-22
One-Run Decisions	19-12	10-11	29-33
Extra-Inning Games	7-3	5-8	12-11
Shutouts	7-5	3-3	10-8
April	6-3	10-4	16-7
May	4-9	7-6	11-15
June	6-9	5-7	11-16
July	7-5	7-8	14-13
August	11-4	7-7	18-11
September	10-4	8-4	18-8
October	2-1	0-1	2-2
Before All-Star Break	16-22	28-22	44-44
After All-Star Break	30-13	16-15	46-28
Vs. N.L. WEST			
Atlanta	5-4	5-4	10-8
Cincinnati	6-3	5-4	11-7
Houston	6-3	2-7	8-10
Los Angeles	4-5	4-5	8-10
San Diego	6-3	7-2	13-5
Vs. N.L. EAST			
Chicago	3-3	4-2	7-5
Montreal	3-3	4-2	7-5
New York	1-5	2-4	3-9
Philadelphia	5-1	5-1	10-2
Pittsburgh	3-3	3-3	6-6
St. Louis	4-2	3-3	7-5

GIANTS RECORD WHEN THEY:

	W-L		W-L
Scored First	64-30	Scored Four or More Runs	75-29
Led After Seven	65-9	Scored Less Than Four Runs	15-43
Tied After Seven	17-8	Out-Hit Opponents	65-11
Trail After Seven	8-52	Out-Hit by Opponents	18-52
Led After Eight	75-7	Record in Two-Run Games	14-16
Tied After Eight	13-10	Games Decided in Last At-Bat	20-21
Trail After Eight	2-55	Come-From-Behind Wins	34
		Different Line-Ups Used	122

SAN FRANCISCO GIANTS HIGHS AND LOWS—1987

CLUB

- LONGEST WINNING STREAK:** 7, September 12-September 19
- LONGEST LOSING STREAK:** 6, June 12-June 18
- MOST RUNS, GAME, GIANTS:** 16, July 29 @ Los Angeles
- MOST RUNS, GAME, OPPONENTS:** 11, (twice) last: June 13 vs. San Diego
- MOST RUNS, INNING, GIANTS:** 6, (seven times) last: September 27 @ Atlanta (4th and 7th innings)
- MOST RUNS, INNING, OPPONENTS:** 6, (three times) last: September 26 @ Atlanta (6th)
- MOST HITS, GAME, GIANTS:** 21, May 4 @ St. Louis
- MOST HITS, GAME, OPPONENTS:** 17, May 29 vs. Montreal
- MOST HITS, INNING, GIANTS:** 7, (twice) last: May 23 @ Philadelphia (6th)
- MOST HITS, INNING, OPPONENTS:** 6, (twice) last: June 25 vs. Cincinnati (4th)
- MOST HOME RUNS, GAME, GIANTS:** 5, (twice) last: June 25 vs. Cincinnati
- MOST HOME RUNS, GAME, OPPONENTS:** 4, June 26 vs. Houston
- MOST STOLEN BASES, GAME, GIANTS:** 6, September 8 @ Houston
- MOST STOLEN BASES, GAME, OPPONENTS:** 5, October 2 vs. Atlanta
- MOST DOUBLE PLAYS, GAME, GIANTS:** 5, (twice) last: June 3 vs. Philadelphia
- MOST DOUBLE PLAYS, GAME, OPPONENTS:** 4, (twice) last: September 27 @ Atlanta
- MOST ERRORS, GAME, GIANTS:** 4, April 29 @ Chicago
- MOST ERRORS, GAME, OPPONENTS:** 4, (twice) last: September 1 vs. Montreal
- LONGEST GAME, INNINGS:** 14, July 8 @ Pittsburgh
- LONGEST GAME, TIME:** 4:02 (11 innings), April 10 @ Los Angeles
- LONGEST GAME, TIME, 9 INNINGS:** 3:48, July 5 @ Chicago
- FASTEST GAME:** 2:03, April 11 @ Los Angeles
- LARGEST CROWD, HOME GAME:** 52,374, August 16 vs. Los Angeles
- SMALLEST CROWD, HOME GAME:** 5,921, June 29 vs. Atlanta
- LARGEST CROWD, ROAD GAME:** 50,511, August 20 @ New York
- SMALLEST CROWD, ROAD GAME:** 6,474, April 27 @ Atlanta

INDIVIDUAL BATTING

- LONGEST HITTING STREAK:** 12, Jeffrey Leonard (May 4-17)
- MOST HITS, GAME:** 5, Eddie Milner (August 5 @ Houston)
- MOST RUNS, GAME:** 4, (three times) last: Jose Uribe (September 27 @ Atlanta)
- MOST DOUBLES, GAME:** 3, (three times) last: Eddie Milner (August 5 @ Houston)
- MOST TRIPLES, GAME:** 2, Jose Uribe (September 27 @ Atlanta)
- MOST HOME RUNS, GAME:** 2, (16 times) last: Will Clark (October 4 vs. Atlanta)
- MOST RBIs, GAME:** 6, Candy Maldonado (September 27 @ Atlanta)
- MOST STOLEN BASES, GAME:** 3, (twice) last: Kevin Mitchell (September 8 @ Houston)
- GRAND SLAMS:** (five times): Candy Maldonado (September 27 @ Atlanta),
Bob Brenly (August 12 vs. Houston),
Chris Speier (May 9 vs. Pittsburgh and May 5 @ St. Louis),
and Robby Thompson (April 13 @ San Diego)

INDIVIDUAL PITCHING

MOST Ks, GAME, GIANTS: 13, (four times) last: September 5 vs. Philadelphia

MOST Ks, GAME, GIANTS PITCHER: 9, Mike LaCoss (May 7 vs. Chicago)

MOST Ks, GAME, OPPONENTS: 17, August 3 @ Houston

MOST Ks, GAME, OPPOSING PITCHER: 16, Nolan Ryan (September 9 @ Houston)

FEWEST HITS ALLOWED, GIANTS: 2, (twice) last: Rick Reuschel
(September 17 vs. Houston)

FEWEST HITS ALLOWED, OPPONENTS: 1, Bob Welch (October 1 @ Los Angeles)

MOST WALKS, GAME, GIANTS: 10, (twice) last: May 6 vs. Chicago

MOST WALKS, GAME, OPPONENTS: 8, (four times) last: October 2 vs. Atlanta

MOST INNINGS, GAME, STARTER: 10, Mike LaCoss (August 16 vs. Los Angeles)

MOST INNINGS, GAME, RELIEVER: 6.1, Mike Krukow (August 30 vs. New York)

LONGEST WINNING STREAK: 4, Rick Reuschel (September 1-September 17),
Dave Dravecky (August 15-September 5),
and Mike LaCoss (May 4-May 24)

LONGEST LOSING STREAK: 4, Atlee Hammaker (June 7-June 23),
Jeff Robinson (May 23-June 17),
and Mark Davis (May 1-June 2)

MOST CONSECUTIVE SCORELESS INNINGS: 21.1, Dave Dravecky
(August 26-September 5)

Candy Maldonado



SAN FRANCISCO GIANTS

1987 DAY-BY-DAY RECORD

#	DATE	D/N/OPP	WINNER/LOSER	W/L SCORE	RECORD	POS	G+/-	CLUB
1	4/6	D S.D.	J. Rbnsn (1-0)/Dravecky	W 4-3 (12)	1-0	T1	-	Cin/Hou
2	4/7	N S.D.	LaCoss (1-0)/Whitson	W 4-3	2-0	T1	-	Hou
3	4/8	D S.D.	Mason (1-0)/Hawkins	W 2-1	3-0	T1	-	Hou
4	4/9	D at L.A.	M. Davis (1-0)/Welch	W 8-1	4-0	1	+0.5	Hou
5	4/10	N at L.A.	Garrelts (1-0)/Leary	W 5-4 (11)	5-0	1	+0.5	Hou
6	4/11	D at L.A.	HERSHISER /Krukow (0-1)	L 1-5	5-1	3	-0.5	Hou
7	4/12	D at L.A.	Valenzuela/LaCoss (1-1)	L 5-7	5-2	T2	-1.5	Hou
8	4/13	N at S.D.	Gott (1-0)/Dravecky	W 13-6	6-2	T2	-0.5	Hou
9	4/14	N at S.D.	Grant (1-0)/Wojna	W 3-2	7-2	T1	-0.79	Cin
10	4/15	N at S.D.	DOWN S (1-0)/S. Davis	W 1-0	8-2	1	+0.5	Hou
	4/16	OFF DAY						
11	4/17	N Atl.	Z. SMITH /Krukow (0-2)	L 0-2	8-3	T1	-0.51	Cin
12	4/18	D Atl.	Garrelts (2-0)/Garber	W 2-1 (10)	9-3	T1	-0.50	Cin
13	4/19	D Atl.	J. Rbnsn (2-0)/Assnmchr	W 4-3	10-3	1	+0.5	Cin
14	4/20	N L.A.	M. Davis (2-0)/Hershiser	W 4-3	11-3	1	+0.5	Cin
15	4/21	N L.A.	Howell/Garrelts (2-1)	L 8-11 (10)	11-4	1	+0.5	Cin
16	4/22	N L.A.	Vinzuela/Krukow (0-3)	L 3-5	11-5	1	+0.5	Cin/Hou
	4/23	OFF DAY				T1	-	Cin/Hou
17	4/24	N at Atl.	Minton (1-0)/Acker	W 7-5	12-5	T1	-	Cin
18	4/25	D at Atl.	Garber/Garrelts (2-2)	L 3-5	12-6	2	-1	Cin
19	4/26	D at Atl.	M. Davis (3-0)/Palmer	W 6-4	13-6	2	-1	Cin
20	4/27	N at Atl.	Downs (2-0)/Mahler	W 7-3	14-6	2	-0.5	Cin
21	4/28	D at Chi.	KRUKOW (1-3)/Sutcliffe	W 6-2	15-6	1	+0.5	Cin
22	4/29	D at Chi.	Maddux/Mason (1-1)	L 4-8	15-7	1	+0.5	Cin
23	4/30	D at Chi.	Garrelts (3-2)/Smith	W 5-4	16-7	1	+0.5	Cin
24	5/1	N at Pit.	REUSCHEL /M. Davis (3-1)	L 2-4	16-8	2	-0.5	Cin
25	5/2	N at Pit.	Smiley/ DOWN S (2-1)	L 0-1	16-9	2	-0.5	Cin
	5/3	at Pit.		RAINED OUT		2	-1	Cin
26	5/4	N at St. L.	LaCoss (2-1)/Dawley	W 10-7	17-9	2	-0.5	Cin
27	5/5	D at St. L.	Garrelts (4-2)/Mathews	W 10-6	18-9	2	-0.5	Cin
28	5/6	N Chi.	Sanderson/M. Davis (3-2)	L 4-9	18-10	2	-0.5	Cin
29	5/7	N Chi.	LaCoss (3-1)/Lynch	W 11-1	19-10	T1	-0.12	Cin
30	5/8	N Pit.	Downs (3-1)/Fisher	W 4-2	20-10	T1	-0.12	Cin
31	5/9	D Pit.	Hammaker (1-0)/Walk	W 9-4	21-10	1	+1	Cin
32	5/10	D Pit.	D. Rbnsn/Garrelts (4-3)	L 1-4 (11)	21-11	1	+1	Cin
	5/11	OFF DAY				1	+0.5	Cin
33	5/12	N St. L.	Magrane/M. Davis (3-3)	L 5-6	21-12	1	+0.5	Cin
34	5/13	D St. L.	Soff/J. Robinson (2-1)	L 6-7	21-13	2	-0.5	Cin
	5/14	OFF DAY				2	-1	Cin
35	5/15	N at N.Y.	Fernandez/Krukow (1-4)	L 3-8	21-14	2	-1	Cin
36	5/16	N at N.Y.	Garrelts (5-3)/Innis	W 5-4 (10)	22-14	T1	-	Cin
37	5/17	D at N.Y.	Cone/Hammaker (1-1)	L 4-6	22-15	T1	-	Cin
38	5/18	N at Mon.	HEATON /Downs (3-2)	L 2-7	22-16	2	-0.5	Cin
39	5/19	N at Mon.	LaCoss (4-1)/Youmans	W 6-2	23-16	1	+0.5	Cin
40	5/20	N at Mon.	J. Rbnsn (3-1)/St. Claire	W 9-7	24-16	1	+0.5	Cin
	5/21	OFF DAY				1	+1	Cin
41	5/22	N at Phi.	Hammaker (2-1)/Carman	W 2-1	25-16	1	+2	Cin
42	5/23	N at Phi.	Bedrsn/J. Robinson (3-2)	L 8-9	25-17	1	+2	Cin
43	5/24	D at Phi.	LaCoss (5-1)/Tekulve	W 6-3	26-17	1	+3	Cin
44	5/25	D N.Y.	Leach/Grant (1-1)	L 7-8	26-18	1	+2	Cin
45	5/26	N N.Y.	Sisk/J. Robinson (3-3)	L 2-3	26-19	1	+1	Cin
46	5/27	D N.Y.	McDowell/J. Rbnsn (3-4)	L 3-4	26-20	1	+1	Cin
	5/28	OFF DAY				1	+1	Cin
47	5/29	N Mon.	Heaton/LaCoss (5-2)	L 4-10	26-21	T1	-	Cin
48	5/30	D Mon.	Youmans/ KRUKOW (1-5)	L 4-6	26-22	2	-1	Cin
49	5/31	D Mon.	DOWN S (4-2)/Sebra	W 8-0	27-22	2	-1	Cin
50	6/1	N Phi.	Hammaker (3-1)/Carman	W 9-2	28-22	T1	-	Cin
51	6/2	N Phi.	Ritchie/M. Davis (3-4)	L 6-7	28-23	2	-1	Cin
52	6/3	D Phi.	LaCoss (6-2)/Ruffin	W 4-1	29-23	2	-1	Cin
	6/4	OFF DAY				2	-1	Cin
53	6/5	N at Hou.	Scott/Krukow (1-6)	L 1-6	29-24	2	-2	Cin
54	6/6	N at Hou.	Comstock (1-0)/Andrsn	W 4-3 (12)	30-24	2	-2	Cin
55	6/7	D at Hou.	Ryan/Hammaker (3-2)	L 0-3	30-25	2	-2	Cin

#	DATE	D/N	OPP	WINNER/LOSER	W/L	SCORE	RECORD	POS	G	+/-	CLUB
56	6/8	N	at Cin.	Franco/Garrelts (5-4)	L	6-7	30-26	2	-3		Cin
57	6/9	N	at Cin.	M. DAVIS (4-4)/Pacillo	W	10-2	31-26	2	-2		Cin
58	6/10	D	at Cin.	Comstock (2-0)/Gullcksn	W	9-4	32-26	2	-1		Cin
59	6/11	N	S.D.	DOWNES (5-2)/Show	W	1-0	33-26	T1	-		Cin
60	6/12	N	S.D.	WHITSON/LaCoss (6-3)	L	0-4	33-27	T1	-		Cin
61	6/13	D	S.D.	Hawkins/Hammaker (3-3)	L	2-11	33-28	2	-1		Cin
62	6/14	D	S.D.	DRAVECKY/M. Davis (4-5)	L	1-4	33-29	2	-2		Cin
	6/15			OFF DAY				2	-2		Cin
63	6/16	N	at Atl.	ALXNDR/Downs (5-3)	L	2-7	33-30	3	-1.5		Cin
64	6/17	N	at Atl.	Mahler/J. Robinson (3-5)	L	1-6	33-31	3	-2.5		Cin
65	6/18	N	at S.D.	S. Davis/Hammaker (3-4)	L	1-3	33-32	3	-3.5		Cin
66	6/19	N	at S.D.	J. Robinson (4-5)/McCllrs	W	7-6	34-32	3	-2.5		Cin
67	6/20	N	at S.D.	Jones/J. Robinson (4-6)	L	4-10	34-33	3	-2.5		Cin
68	6/21	D	at S.D.	Downs (6-3)/Show	W	11-2	35-33	3	-2.5		Cin
	6/22			OFF DAY				3	-2.5		Cin
69	6/23	N	Cin.	R. Rbnsn/Hammaker (3-5)	L	1-4	35-34	3	-3.5		Cin
70	6/24	D	Cin.	Franco/Garrelts (5-5)	L	4-5 (10)	35-35	3	-4.5		Cin
71	6/25	N	Cin.	Garrelts (6-5)/Murphy	W	7-6	36-35	3	-3.5		Cin
72	6/26	N	Hou.	Knepper/LaCoss (6-4)	L	6-9	36-36	3	-4.5		Cin
73	6/27	D	Hou.	Deshaies/Downs (6-4)	L	5-6	36-37	3	-4.5		Cin
74	6/28	D	Hou.	Hammaker (4-5)/Ryan	W	8-4	37-37	3	-3.5		Cin
75	6/29	N	Atl.	Z. SMITH/Grant (1-2)	L	0-1	37-38	3	-4		Cin
76	6/30	N	Atl.	J. Robinson (5-6)/Alxndr	W	5-2	38-38	3	-4		Cin
77	7/1	D	Atl.	MAHLER/LaCoss (6-5)	L	3-8	38-39	3	-5		Cin
	7/2			OFF DAY				3	-4.5		Cin
78	7/3	D	at Chi.	Downs (7-4)/Moyer	W	3-1	39-39	3	-4.5		Cin
79	7/4	D	at Chi.	Sutcliffe/Hammaker (4-6)	L	3-5	39-40	3	-5.5		Cin
80	7/5	D	at Chi.	Price (1-0)/Lynch	W	7-5	40-40	3	-5.5		Cin
81	7/6	N	at Pit.	Dravecky (4-7)/Dunne	W	7-5	41-40				
82	DH	N	at Pit.	LaCoss (7-5)/Drabek	W	7-4	42-40	3	-4		Cin
83	7/7	N	at Pit.	Gideon/Price (1-1)	L	4-6 (12)	42-41	3	-4		Cin
84	7/8	N	at Pit.	J. Robinson (6-6)/Gideon	W	8-4 (14)	43-41	3	-3		Cin
85	7/9	N	at St. L.	Horton/Garrelts (6-6)	L	6-7 (10)	43-42	3	-4		Cin
86	7/10	N	at St. L.	Tunnell/Lefferts (2-3)	L	5-7 (13)	43-43	3	-4		Cin
87	7/11	N	at St. L.	Downs (8-4)/Magrane	W	3-1	44-43	3	-3		Cin
88	7/12	D	at St. L.	Horton/Hammaker (4-7)	L	2-3	44-44	3	-3		Cin

ALL STAR BREAK – RECORD 44-44

89	7/16	N	Chi.	Moyer/Dravecky (4-8)	L	1-4	44-45	3	-3		Cin
90	7/17	N	Chi.	Sutcliffe/Downs (8-5)	L	1-5	44-46	3	-4		Cin
91	7/18	D	Chi.	HAMMAKER (5-7)/Mddx	W	9-2	45-46	2	-4		Cin
92	7/19	D	Chi.	Garrelts (7-6)/Sanderson	W	4-3	46-46	2	-3		Cin
93	7/20	N	Pit.	Fisher/LaCoss (7-6)	L	6-7	46-47	2	-4		Cin
94	7/21	N	Pit.	DRAVECKY (5-8)/Kipper	W	7-0	47-47	2	-4		Cin
95	7/22	D	Pit.	REUSCHEL/Downs (8-6)	L	0-4	47-48	3	-4		Cin
	7/23			OFF DAY				3	-4.5		Cin
96	7/24	N	St. L.	Hammaker (6-7)/Horton	W	4-3	48-48	2	-3.5		Cin
97	7/25	D	St. L.	Garrelts (8-6)/Dawley	W	5-4	49-48	2	-2.5		Cin
98	7/26	D	St. L.	Garrelts (9-6)/Worrell	W	6-3 (10)	50-48				
99	DH	D	St. L.	LaCoss (8-6)/Mathews	W	5-2	51-48	2	-1		Cin
100	7/27	N	at L.A.	Leary/Garrelts (9-7)	L	5-6 (12)	51-49	2	-1.5		Cin
101	7/28	N	at L.A.	Hershiser/Hammaker (6-8)	L	2-4	51-50	2	-2.5		Cin
102	7/29	N	at L.A.	KRUKOW (2-6)/Hnyctt	W	16-2	52-50	2	-2.5		Cin
	7/30			OFF DAY				2	-2		Cin
103	7/31	N	at Cin.	R. Robinson/Dravecky (5-9)	L	2-9	52-51	2	-3		Cin
104	8/1	D	at Cin.	LaCoss (9-6)/Gullickson	W	7-3	53-51	2	-2		Cin
105	8/2	D	at Cin.	Mntgmry/J. Rbnsn (6-7)	L	4-5 (11)	53-52	2	-3		Cin
106	8/3	N	at Hou.	Agosto/Price (1-2)	L	3-5 (13)	53-53	2	-3		Cin
107	8/4	N	at Hou.	Heathcock/Lefferts (2-4)	L	4-5	53-54	3	-4		Cin
108	8/5	N	at Hou.	Andrsn/J. Robinson (6-8)	L	5-6 (11)	53-55	3	-5		Cin
	8/6			OFF DAY				3	-5		Cin
109	8/7	N	Cin.	LaCOSS (10-6)/Gullickson	W	3-1	54-55	3	-4		Cin
110	8/8	D	Cin.	HAMMAKER (7-8)/Brwning	W	5-2	55-55	2	-3		Cin
111	8/9	D	Cin.	Krukow (3-6)/Power	W	3-2	56-55				
112	DH	D	Cin.	Downs (9-6)/Hoffman	W	5-2	57-55	2	-1		Cin
113	8/10	N	Hou.	D. Robinson (7-6)/Meads	W	6-5	58-55	2	-1		Cin
114	8/11	N	Hou.	Heathcock/LaCoss (10-7)	L	3-7	58-56	2	-1		Cin
115	8/12	D	Hou.	Hammaker (8-8)/Scott	W	8-1	59-56	T1	-		Cin

#	DATE	D/N OPP	WINNER/LOSER	W/L SCORE	RECORD	POS	G +/-	CLUB
116	8/13	D Hou.	Lefferts (3-4)/Childress	W 7-6 (11)	60-56	T1	—	Cin
117	8/14	N L.A.	Hillegas/Downs (9-7)	L 3-4	60-57	2	-0.5	Cin
118	8/15	D L.A.	DRAVECKY (6-9)/Vinzueta	W 5-0	61-57	T1	—	Cin
119	8/16	D L.A.	LaCOSS (11-7)/Leary	W 1-0 (10)	62-57	T1	—	Cin
	8/17	OFF DAY				T1	—	Cin
120	8/18	N at N.Y.	Gooden/Hammaker (8-9)	L 2-7	62-58	T1	—	Cin
121	8/19	N at N.Y.	Garrelts (10-7)/McDowell	W 10-6 (10)	63-58	1	+1	Cin
122	8/20	D at N.Y.	Cone/Downs (9-8)	L 4-7	63-59	T1	—	Cin
123	8/21	N at Mon.	Dravecky (7-9)/Martinez	W 6-3	64-59	1	+1	Cin
124	8/22	N at Mon.	Burke/Lefferts (3-5)	L 4-5 (10)	64-60	1	+0.5	Hou
125	8/23	D at Mon.	Downs (10-8)/Sebra	W 5-3	65-60	1	+0.5	Hou
126	8/24	N at Phi.	Reuschel (9-6)/Ruffin	W 6-1	66-60	1	+0.5	Hou
127	8/25	N at Phi.	Garrelts (11-7)/Gross	W 3-2	67-60	1	+1.5	Hou
128	8/26	N at Phi.	D. Rbnsn (8-6)/ RAWLEY	W 2-0	68-60	1	+2.5	Hou
	8/27	OFF DAY				1	+2.5	Hou
129	8/28	N N.Y.	GOODEN /LaCoss (11-8)	L 0-4	68-61	1	+2.5	Hou
130	8/29	D N.Y.	Hammaker (9-9)/Fernandez	W 9-1	69-61	1	+3.5	Hou
131	8/30	D N.Y.	Aguilera/Reuschel (9-7)	L 3-5	69-62	1	+3.5	Hou
132	8/31	N Mon.	DRAVECKY (8-9)/Martinez	W 5-0	70-62	1	+4.5	Hou
133	9/1	N Mon.	Reuschel (10-7)/Youmans	W 14-4	71-62	1	+5.5	Hou
134	9/2	D Mon.	Perez/LaCoss (11-9)	L 3-7	71-63	1	+4.5	Hou
	9/3	OFF DAY				1	+4.5	Hou
135	9/4	N Phi.	D Robinson (9-6)/Ritchie	W 3-2 (10)	72-63	1	+4.5	Hou
136	9/5	D Phi.	Dravecky (9-9)/Rawley	W 6-3	73-63	1	+4.5	Hou
137	9/6	D Phi.	REUSCHEL (11-7)/Toliver	W 4-1	74-63	1	+5.5	Hou
138	9/7	N at Hou.	SCOTT /LaCoss (11-10)	L 2-4	74-64	1	+4.5	Hou
139	9/8	N at Hou.	D. Robinson (10-6)/Andersen	W 6-4	75-64	1	+5.5	Hou
140	9/9	N at Hou.	Ryan/Hammaker (9-10)	L 2-4	75-65	1	+4.5	Hou
	9/10	OFF DAY				1	+5	Hou/Cin
141	9/11	N at Cin.	Rasmussen/Dravecky (9-10)	L 3-4	75-66	1	+4	Cin
142	9/12	N at Cin.	REUSCHEL (12-7)/Power	W 7-1	76-66	1	+5	Cin
143	9/13	D at Cin.	LaCoss (12-10)/Browning	W 6-1	77-66	1	+6	Cin
144	9/14	N S.D.	Lefferts (4-5)/McCullers	W 4-3	78-66	1	-6.5	Hou
145	9/15	N S.D.	Hammaker (10-10)/Nolte	W 13-3	79-66	1	+7	Cin
146	9/16	D Hou.	DRAVECKY (10-10)/Scott	W 7-1	80-66	1	+7.5	Cin
147	9/17	D Hou.	REUSCHEL (13-7)/Darwin	W 4-0	81-66	1	+8	Cin
	9/18	OFF DAY				1	+8	Cin
148	9/19	D Cin.	LaCoss (13-10)/Browning	W 5-1	82-66	1	+9	Cin
149	9/20	D Cin.	Murphy/D. Robinson (10-7)	L 6-10	82-67	1	+7.5	Cin
150	9/21	N L.A.	Welch/Downs (10-9)	L 2-4	82-68	1	+7.5	Cin
151	9/22	N L.A.	Valenzuela/Dravecky (10-11)	L 3-4	82-69	1	+6.5	Cin
152	9/23	N L.A.	Lefferts (5-5)/Hershiser	W 9-8	83-69	1	+7.5	Cin
	9/24	OFF DAY				1	+7	Cin
153	9/25	N at Atl.	Krukow (4-6)/Glavine	W 9-2	84-69	1	+7	Cin
154	9/26	N at Atl.	Puleo/Reuschel (13-8)	L 5-10	84-70	1	+7	Cin
155	9/27	D at Atl.	Price (2-2)/Cary	W 15-6	85-70	1	+7	Cin
156	9/28	N at S.D.	D. Robinson (11-7)/McCullers	W 5-4	86-70	1	+7	Cin
157	9/29	N at S.D.	Downs (11-9)/Jones	W 5-3	87-70	1	+7	Cin
158	9/30	N at L.A.	Krukow (5-6)/Belcher	W 3-0	88-70	1	+7	Cin
159	10/1	N at L.A.	WELCH /Reuschel (13-9)	L 0-7	88-71	1	+6	Cin
160	10/2	N Atl.	Coffman/Dravecky (10-12)	L 4-6	88-72	1	+5	Cin
161	10/3	D Atl.	Downs (12-9)/Clary	W 6-3	89-72	1	+6	Cin
162	10/4	D Atl.	Bockus (1-0)/Acker	W 5-4 (10)	90-72	1	+6	Cin

POST ALL-STAR BREAK — RECORD 46-28

FINAL 1987 RECORD — 90-72

Pitchers name in **Bold Face Type** indicates complete game

() — indicates Extra-Inning Game (Number of innings)

GIANTS 1987 PLAYER TRANSACTIONS

JANUARY 8: Eddie Milner (OF) acquired from Cincinnati in exchange for Frank Williams (RHP), Timber Mead (RHP), and Mike Villa (RHP).

FEBRUARY 5: Joe Price (LHP) signed as a free agent to a Triple-A contract.

MARCH 25: Phil Ouellette (C) placed on 21-day disabled list (broken right hand).

MARCH 31: Dan Gladden (OF) and David Blakley (RHP) traded to Minnesota Twins in exchange for Ray Velasquez (RHP), Jose Dominguez (RHP) and a player to be named later [Bryan Hickerson (LHP)].

APRIL 2: Atlee Hammaker (LHP) placed on 21-day disabled list (shoulder).

1987 OPENING DAY ACTIVE ROSTER

PITCHERS (10): Mark Davis, Kelly Downs, Scott Garrelts, Jim Gott, Mark Grant, Mike Krukow, Mike LaCoss, Roger Mason, Greg Minton, and Jeff Robinson.

CATCHERS (2): Bob Brenly and Bob Melvin.

INFIELDERS (6): Chris Brown, Will Clark, Chris Speier, Harry Spilman, Robby Thompson and Jose Uribe.

OUTFIELDERS (6): Mike Aldrete, Chili Davis, Jeffrey Leonard, Candy Maldonado, Eddie Milner, and Joel Youngblood.

APRIL 11: Atlee Hammaker (LHP) assigned to Phoenix on 20-day injury rehabilitation. Jose Uribe (IF) placed on 15-day disabled list (pulled left hamstring). Matt Williams (IF) purchased from Phoenix.

APRIL 17: Eddie Milner (OF) placed on 21-day disabled list (drug rehabilitation). Randy Kutcher (IF) recalled from Phoenix.

APRIL 30: Robby Thompson (IF) placed on 15-day disabled list, retroactive to April 28 (low back pain). Roger Mason (RHP) optioned to Phoenix. Jose Uribe (IF) activated from 15-day disabled list. Atlee Hammaker (LHP) activated from 21-day disabled list.

MAY 2: Randy Kutcher (IF) optioned to Phoenix. Mike Woodard (IF) recalled from Phoenix.

MAY 4: Jose Uribe (IF) placed on 15-day disabled list (left hamstring). Mark Wasinger (IF) recalled from Phoenix.

MAY 6: Chris Brown (IF) placed on 21-day disabled list, retroactive to May 5 (broken jaw). Rob Wilfong (IF) purchased from Phoenix.

MAY 13: Rob Wilfong (IF) given his unconditional release. Robby Thompson (IF) activated from 15-day disabled list.

MAY 20: Mike Woodard (IF) optioned to Phoenix. Jose Uribe (IF) activated from 15-day disabled list.

MAY 24: Eddie Milner (OF) assigned to Phoenix on 20-day rehabilitation.

MAY 28: Greg Minton (RHP) given his unconditional release. Jose Uribe (IF) placed on 15-day disabled list (left hamstring). Mike Woodard (IF) recalled from Phoenix. Keith Comstock (LHP) purchased from Phoenix.

JUNE 4: Mark Grant (RHP) outrighted to Phoenix. Randy Bockus (RHP) recalled from Phoenix. Mike Woodard (IF) optioned to Phoenix.

JUNE 5: Ivan DeJesus (IF) purchased from Louisville.

JUNE 8: Mike Krukow (RHP) placed on 15-day disabled list, retroactive to June 6 (sore right elbow). Eddie Milner (OF) activated from 21-day disabled list.

JUNE 13: Jon Perlman (RHP) purchased from Phoenix. Mark Wasinger (IF) optioned to Phoenix.

JUNE 15: Ivan DeJesus (IF) outrighted to Phoenix. Chris Brown (IF) activated from 21-day disabled list.

JUNE 22: Phil Ouellette (C) assigned to Phoenix on 20-day injury rehabilitation.

JUNE 24: Mark Grant (RHP) purchased from Phoenix. Randy Bockus (RHP) optioned to Phoenix.

JUNE 25: Mike Krukow (RHP) activated from 15-day disabled list. Jon Perlman (RHP) outrighted to Phoenix.

JUNE 28: Candy Maldonado (OF) placed on 21-day disabled list (broken right ring finger). Mark Wasinger (IF) recalled from Phoenix.

TRANSACTIONS *continued*

JULY 4: **Dave Dravecky** (LHP), **Craig Lefferts** (LHP), and **Kevin Mitchell** (IF) acquired from San Diego Padres in exchange for **Chris Brown** (IF), **Mark Davis** (LHP), **Mark Grant** (RHP), and **Keith Comstock** (LHP). **Joe Price** (LHP) purchased from Phoenix. **Jose Uribe** (IF) activated from 15-day disabled list. **Matt Williams** (IF) optioned to Phoenix.

JULY 11: **Bob Melvin** (C) placed on 15-day disabled list (sprained right ankle). **Jon Perlman** (RHP) purchased from Phoenix. **Phil Ouellette** (C) recalled from 20-day injury rehabilitation and optioned to Phoenix.

JULY 15: **Jon Perlman** (RHP) optioned to Phoenix. **Mackey Sasser** (C) recalled from Phoenix.

JULY 26: **Bob Melvin** (C) activated from 15-day disabled list. **Mackey Sasser** (C) optioned to Phoenix.

JULY 28: **Mark Wasinger** (IF) optioned to Phoenix. **Jon Perlman** (RHP) recalled from Phoenix.

JULY 31: **Don Robinson** (RHP) acquired from Pittsburgh in exchange for **Mackey Sasser** (C) and \$50,000.

AUGUST 1: **Jon Perlman** (RHP) optioned to Phoenix.

AUGUST 3: **Jim Gott** (RHP) claimed on waivers by Pittsburgh for \$50,000. **Randy Kutcher** (IF) recalled from Phoenix.

AUGUST 7: **Candy Maldonado** (OF) activated from 21-day disabled list. **Randy Kutcher** (IF) optioned to Phoenix.

AUGUST 21: Acquired **Rick Reuschel** (RHP) from the Pittsburgh Pirates in exchange for **Jeff Robinson** (RHP) and **Scott Medvin** (RHP).

SEPTEMBER 1: Acquired **Dave Henderson** (OF) from Boston Red Sox for a player to be named later [Randy Kutcher (IF)].

SEPTEMBER 2: **Randy Kutcher** (IF), **Jon Perlman** (RHP), **Mark Wasinger** (IF), and **Matt Williams** (IF) recalled from Phoenix. **Jay Reid** (OF) and **Francisco Melendez** (IF) purchased from Phoenix.

SEPTEMBER 3: **Randy Bockus** (RHP) recalled from Phoenix.

SEPTEMBER 5: **Kirt Manwaring** (C) purchased from Shreveport. **John Burkett** (RHP) recalled from Shreveport.

OCTOBER 26: **Dave Henderson** (OF) declares free agency.

OCTOBER 29: **Chili Davis** (OF) declares free agency.

NOVEMBER 2: **Joe Price** (LHP) declares free agency.

NOVEMBER 4: **Atlee Hammaker** (LHP) declares free agency.

NOVEMBER 9: **Mike LaCoss** (RHP), **Joel Youngblood** (OF) and **Eddie Milner** (OF) declare free agency.

NOVEMBER 25: Free agent **Mike LaCoss** (RHP) signed to a two-year contract.

DECEMBER 1: Free agent **Brett Butler** (OF) signed to a two-year contract. Free agent **Joel Youngblood** (OF) signed to a one-year contract.

DECEMBER 9: Free agent **Joe Price** (LHP) signed to a two-year contract. **Randy Kutcher** (OF) sent to Boston to complete the September 1 trade.

JANUARY 28: Free agent **Phil Garner** (IF) signed to a one-year contract. **Roger Mason** (RHP) outrighted to Phoenix.

GIANTS WHO HAVE HIT FOR THE CYCLE

On May 4, 1987 in St. Louis, Candy Maldonado became just the fifth Giant since 1950 to hit for the cycle. Maldonado tripled in the third inning, homered in the seventh, singled in the eighth and doubled in the ninth.

Don Mu�ller	— July 11, 1954 (first game) vs. Pittsburgh
Jim Ray Hart	— July 8, 1970 at Atlanta
Dave Kingman	— April 16, 1972 at Houston
Jeffrey Leonard	— June 27, 1985 at Cincinnati
Candy Maldonado	— May 4, 1987 at St. Louis

1987 HOME ATTENDANCE

NO. DATES	DATE	DAY	D/N	OPPONENT	NO. GAMES	ATTENDANCE	SERIES	SEASON
1	4/6	Mon	D	San Diego	1	52,020		52,020
2	4/7	Tue	N	San Diego	2	11,670		63,690
3	4/8	Wed	D	San Diego	3	9,618	73,308	73,308
4	4/17	Fri	N	Atlanta	4	20,459		93,767
5	4/18	Sat	D	Atlanta	5	22,054		115,821
6	4/19	Sun	D	Atlanta	6	34,794	77,307	150,615
7	4/20	Mon	N	Los Angeles	7	27,656		178,271
8	4/21	Tue	N	Los Angeles	8	31,512		209,783
9	4/22	Wed	N	Los Angeles	9	45,668	104,836	255,451
10	5/6	Wed	N	Chicago	10	15,123		270,574
11	5/7	Thu	N	Chicago	11	12,228	27,351	282,802
12	5/8	Fri	N	Pittsburgh	12	17,985		300,787
13	5/9	Sat	D	Pittsburgh	13	17,609		318,396
14	5/10	Sun	D	Pittsburgh	14	29,652	65,246	348,048
15	5/12	Tue	N	St. Louis	15	14,318		362,366
16	5/13	Wed	D	St. Louis	16	16,891	31,209	379,257
17	5/25	Mon	D	New York	17	42,266		421,523
18	5/26	Tue	N	New York	18	23,988		445,511
19	5/27	Wed	D	New York	19	19,455	85,709	464,966
20	5/29	Fri	N	Montreal	20	12,210		477,176
21	5/30	Sat	D	Montreal	21	15,382		492,558
22	5/31	Sun	D	Montreal	22	29,740	57,332	522,298
23	6/1	Mon	N	Philadelphia	23	6,655		528,953
24	6/2	Tue	N	Philadelphia	24	10,826		539,779
25	6/3	Wed	D	Philadelphia	25	10,522	28,003	550,301
26	6/11	Thu	N	San Diego	26	6,982		557,283
27	6/12	Fri	N	San Diego	27	12,577		569,860
28	6/13	Sat	D	San Diego	28	19,499		589,359
29	6/14	Sun	D	San Diego	29	27,249	66,307	616,608
30	6/23	Tue	N	Cincinnati	30	23,906		640,514
31	6/24	Wed	D	Cincinnati	31	27,985		668,499
32	6/25	Thu	N	Cincinnati	32	22,112	74,003	690,611
33	6/26	Fri	N	Houston	33	17,110		707,721
34	6/27	Sat	D	Houston	34	34,290		742,011
35	6/28	Sun	D	Houston	35	30,742	82,142	772,753
36	6/29	Mon	N	Atlanta	36	5,921		778,674
37	6/30	Tue	N	Atlanta	37	8,246		786,920
38	7/1	Wed	D	Atlanta	38	11,814	25,981	798,104
39	7/16	Thu	N	Chicago	39	14,024		812,758
40	7/17	Fri	N	Chicago	40	13,868		826,626
41	7/18	Sat	D	Chicago	41	26,504		853,130
42	7/19	Sun	D	Chicago	42	35,865	90,261	888,995
43	7/20	Mon	N	Pittsburgh	43	6,919		895,914
44	7/21	Tue	N	Pittsburgh	44	8,382		904,296
45	7/22	Wed	D	Pittsburgh	45	14,472	29,773	918,768
46	7/24	Fri	N	St. Louis	46	18,071		936,839
47	7/25	Sat	D	St. Louis	47	26,751		963,590
48	7/26	Sun	D	St. Louis	48-49	41,256	86,078	1,004,846
49	8/7	Fri	N	Cincinnati	50	35,801		1,040,647
50	8/8	Sat	D	Cincinnati	51	28,281		1,068,928
51	8/9	Sun	D	Cincinnati	52-53	46,434	110,516	1,115,362
52	8/10	Mon	N	Houston	54	15,447		1,130,809
53	8/11	Tue	N	Houston	55	22,065		1,152,874
54	8/12	Wed	D	Houston	56	23,331		1,176,205
55	8/13	Thu	D	Houston	57	20,122	80,965	1,196,327
56	8/14	Fri	N	Los Angeles	58	34,108		1,230,435
57	8/15	Sat	D	Los Angeles	59	43,480		1,273,915
58	8/16	Sun	D	Los Angeles	60	52,374	129,962	1,326,289
59	8/28	Fri	N	New York	61	36,507		1,362,796
60	8/29	Sat	D	New York	62	35,842		1,398,638
61	8/30	Sun	D	New York	63	36,362	108,711	1,435,000
62	8/31	Mon	N	Montreal	64	13,633		1,448,633
63	9/1	Tue	N	Montreal	65	14,644		1,463,277
64	9/2	Wed	D	Montreal	66	18,154	46,431	1,481,431
65	9/4	Fri	N	Philadelphia	67	16,644		1,498,075
66	9/5	Sat	D	Philadelphia	68	22,694		1,520,769
67	9/6	Sun	D	Philadelphia	69	40,768	80,106	1,561,537
68	9/14	Mon	N	San Diego	70	11,378		1,572,915
69	9/15	Tue	N	San Diego	71	16,252	27,630	1,589,167
70	9/16	Wed	D	Houston	72	25,762		1,614,929
71	9/17	Thu	N	Houston	73	23,317	49,079	1,638,246
72	9/19	Sat	D	Cincinnati	74	44,665		1,682,911
73	9/20	Sun	D	Cincinnati	75	48,274	92,939	1,731,185
74	9/21	Mon	N	Los Angeles	76	22,522		1,753,707
75	9/22	Tue	N	Los Angeles	77	27,317		1,781,024
76	9/23	Wed	N	Los Angeles	78	29,827	79,666	1,810,851
77	10/2	Fri	N	Atlanta	79	30,735		1,841,586
78	10/3	Sat	D	Atlanta	80	25,061		1,866,647
79	10/4	Sun	D	Atlanta	81	51,216	107,012	1,917,863

CANDLESTICK PARK HIGH-LOW MARKS: Day game high - 56,196 vs. San Diego, April 10, 1979; Day game low - 748 vs. Atlanta, September 16, 1974; Night game high - 55,920 vs. Cincinnati, June 20, 1978; Night game low - 852 vs. Atlanta, September 15, 1975. **1987 HIGH-LOW MARKS:** Day game high - 52,374 vs. Los Angeles, August 16; Day game low - 9,618 vs. San Diego, April 8; Night game high - 45,668 vs. Los Angeles, April 22; Night game low - 5,921 vs. Atlanta, June 29.

1987 NATIONAL LEAGUE INDIVIDUAL LEADERS

BATTING

BATTING AVERAGE

.370 Gwynn, S.D.
 .338 Guerrero, L.A.
 .330 Raines, Mtl.
 .313 Kruk, S.D.
 .312 James, Atl.
.308 Clark, S.F.
 .305 Galarraga, Mtl.
 .303 Smith, St.L.
 .302 Thompson, Phil.
 .300 Bonilla, Pitt.

HITS

218 Gwynn, S.D.
 184 Guerrero, L.A.
 182 Smith, St.L.
 180 Coleman, St.L.
 178 Dawson, Chi.
 178 Samuel, Phil.
 177 Doran, Hou.
 177 McGee, St.L.
 177 Wallach, Mtl.
 175 Raines, Mtl.

STOLEN BASES

109 Coleman, St.L.
 56 Gwynn, S.D.
 53 Hatcher, Hou.
 50 Davis, Cin.
 50 Raines, Mtl.
 46 Thompson, Phil.
 43 Smith, St.L.
 42 Perry, Atl.
 37 Sax, L.A.
 36 Strawberry, N.Y.

WON-LOST

18-10 Sutcliffe, Chi.
 17-11 Rawley, Phil.
 16-13 Scott, Hou.
 16-16 Hershiser, L.A.
 15- 7 Gooden, N.Y.
 15- 9 Welch, L.A.
 15-10 Z. Smith, Atl.
 14-14 Valenzuela, L.A.
 13 5 pitchers tied.

SAVES

40 Bedrosian, Phil.
 36 Smith, Chi.
 33 Worrell, St.L.
 32 Franco, Cin.
 25 McDowell, N.Y.
 24 Smith, Hou.
19 D. Robinson, S.F.
 18 Burke, Mtl.
 16 McCullers, S.D.
 16 Orosco, N.Y.

HOME RUNS

49 Dawson, Chi.
 44 Murphy, Atl.
 39 Strawberry, N.Y.
 37 Davis, Cin.
 36 Johnson, N.Y.
 35 Clark, St.L.
35 Clark, S.F.
 35 Schmidt, Phil.
 29 McReynolds, N.Y.
 28 Samuel, Phil.

DOUBLES

42 Wallach, Mtl.
 40 Galarraga, Mtl.
 40 Smith, St.L.
 37 Dykstra, N.Y.
 37 James, Atl.
 37 McGee, St.L.
 37 Samuel, Phil.
 36 Gwynn, S.D.
 36 Hayes, Phil.
 36 Van Slyke, Pitt.

SLUGGING PERCENTAGE

.597 Clark, St.L.
 .593 Davis, Cin.
 .583 Strawberry, N.Y.
.580 Clark, S.F.
 .580 Murphy, Atl.
 .568 Dawson, Chi.
 .548 Schmidt, Phil.
 .539 Guerrero, L.A.
 .526 Raines, Mtl.
 .514 Wallach, Mtl.

PITCHING

EARNED-RUN AVERAGE

2.76 Ryan, Hou.
 3.03 Dunne, Pitt.
 3.06 Hershiser, L.A.
3.09 Reuschel, S.F.
 3.21 Gooden, N.Y.
 3.22 Welch, L.A.
 3.23 Scott, Hou.
3.43 Dravecky, S.F.
 3.54 Magrane, St.L.
3.58 Hammaker, S.F.

INNINGS PITCHED

264.2 Hershiser, L.A.
 251.2 Welch, L.A.
 251.0 Valenzuela, L.A.
 247.2 Scott, Hou.
 242.0 Z. Smith, Atl.
 237.1 Sutcliffe, Chi.
 229.2 Rawley, Phil.
227.0 Reuschel, S.F.
 211.2 Ryan, Hou.
 211.0 Carman, Phil.

RUNS BATTED IN

137 Dawson, Chi.
 123 Wallach, Mtl.
 113 Schmidt, Phil.
 106 Clark, St.L.
 105 McGee, St.L.
 105 Murphy, Atl.
 104 Strawberry, N.Y.
 100 Davis, Cin.
 100 Samuel, Phil.
 99 Johnson, N.Y.

TRIPLES

15 Samuel, Phil.
 13 Gwynn, S.D.
 11 McGee, St.L.
 11 Van Slyke, Pitt.
 10 Coleman, St.L.
 9 Bonds, Pitt.
 9 Thompson, Phil.
 8 Martinez, Chi.
 8 Raines, Mtl.
 8 Webster, Mtl.

ON-BASE PERCENTAGE

.459 Clark, St.L.
 .447 Gwynn, S.D.
 .429 Raines, Mtl.
 .417 Murphy, Atl.
 .416 Guerrero, L.A.
 .406 Kruk, S.D.
 .404 Hayes, Phil.
 .399 Davis, Cin.
 .398 Strawberry, N.Y.
 .397 James, Atl.

GAMES

90 Tekulve, Phil.
 87 Murphy, Cin.
 85 Williams, Cin.
 81 J. Robinson, Pitt.
 78 McCullers, S.D.
77 Lefferts, S.F.
 75 Worrell, St.L.
 69 DiPino, Chi.
 69 McGaffigan, Mtl.
 68 2 pitchers tied.

STRIKEOUTS

270 Ryan, Hou.
 233 Scott, Hou.
 196 Welch, L.A.
 190 Hershiser, L.A.
 190 Valenzuela, L.A.
 174 Sutcliffe, Chi.
 167 Darling, N.Y.
 156 Sebra, Mtl.
 148 Gooden, N.Y.
 147 Moyer, Chi.

1987 LEADING OPPONENTS VERSUS GIANTS

BATTING

BATTING AVERAGE

.483 D. Martinez, Cubs
.450 Santana, Mets
.429 Dykstra, Mets
.414 Lavalliere, Pirates
.406 Oquendo, Cards
.400 Young, Astros

HOME RUNS

6 C. Martinez, Padres
5 Daniels, Reds
5 E. Davis, Reds
5 H. Johnson, Mets
4 four players tied

RBI's

16 C. Martinez, Padres
14 Bass, Astros
13 Dawson, Cubs
13 Doran, Astros
11 three players tied

HITS

24 Doran, Astros
23 James, Braves
21 Bass, Astros
21 Santiago, Padres
20 three players tied

DOUBLES

6 McGee, Cards
5 Bass, Astros
5 Bell, Reds
5 Scioscia, Dodgers
4 eight players tied

STOLEN BASES

8 Gwynn, Padres
6 Hall, Braves
6 Jones, Reds
5 E. Davis, Reds
5 Hatcher, Astros
5 O. Smith, Cards

NOTE: Batting Average based on a minimum of 25 at-bats.

PITCHING

WON-LOST

3-1 Valenzuela, Dodgers
13 pitchers had two wins

ERA


0.56 Gooden, Mets
0.75 Z. Smith, Braves
1.44 **Reuschel**, Pirates
1.69 Cone, Mets
1.86 **Dravecky**, Padres

SAVES

4 D. Smith, Astros
3 McDowell, Mets
3 Orosco, Mets
3 L. Smith, Cubs
2 four pitchers tied

NOTE: Earned Run Average based on a minimum of 15.0 innings.

Rick Reuschel



1987

NATIONAL LEAGUE AWARDS

AWARD	RECIPIENT	SELECTED BY
ML Executive of the Year	Al Rosen	TSN, UPI
ML Manager of the Year	Roger Craig	AP
NL Manager of the Year	Buck Rodgers	BBWAA, TSN, UPI
Most Valuable Player	Andre Dawson	BBWAA
Player of the Year	Andre Dawson	TSN, BD
Cy Young Award	Steve Bedrosian	BBWAA
Pitcher of the Year	Rick Sutcliffe	TSN
Fireman of the Year	Steve Bedrosian	TSN
Rookie of the Year	Benito Santiago	BBWAA, TSN, BD
Rookie Pitcher of the Year	Mike Dunne	TSN
Comeback Player of the Year	Rick Sutcliffe	TSN
	Pedro Guerrero	UPI
Championship Series MVP	Jeffrey Leonard	NL and Chevrolet

**NATIONAL LEAGUE
ALL-STAR TEAMS**


NATIONAL LEAGUE		GOLD GLOVE	
C	Benito Santiago	TSN, UPI	(The Sporting News)
1B	Jack Clark	TSN, UPI	C Mike LaValliere
2B	Juan Samuel	TSN, UPI	1B Keith Hernandez
3B	Tim Wallach	TSN, UPI	2B Ryne Sandberg
SS	Ozzie Smith	TSN, UPI	3B Terry Pendleton
OF	Andre Dawson	TSN, UPI	SS Ozzie Smith
	Tony Gwynn	TSN, UPI	OF Eric Davis
	Tim Lincecum	UPI	Andre Dawson
	Eric Davis	TSN	Tony Gwynn
LHP	Shane Rawley	UPI	P Rick Reuschel
	Zane Smith	TSN	
RHP	Rick Sutcliffe	TSN, UPI	
RP	Steve Bedrosian	TSN, UPI	

ROOKIE		MAJOR LEAGUE	
C	Benito Santiago	BD	(Associated Press)
2B	Casey Candaele	Topps	C Benito Santiago
SS	Al Pedrique	Topps, BD	2B Juan Samuel
LHP	Joe Magrane	BD	OF Eric Davis
RHP	Mike Dunne	Topps, BD	Andre Dawson
	Les Lancaster	BD	Tony Gwynn
			RP Steve Bedrosian

KEY

- BBWAA Baseball Writer's Association of America
- TSN The Sporting News
- AP Associated Press
- UPI United Press International
- Topps Topps Chewing Gum
- BD Baseball Digest

National League



ATLANTA BRAVES

WESTERN DIVISION

MAILING ADDRESS: P.O. Box 4064, Atlanta, Georgia 30302

TELEPHONE: (404) 522-7630

GAMES AT: Atlanta-Fulton County Stadium (Capacity - 52,971)

FIELD DIMENSIONS LEFT TO RIGHT: 330 - 402 - 330

GENERAL MANAGER: Bobby Cox

FIELD MANAGER: Chuck Tanner

YEARS WITH CLUB, RECORD: Two Years, 141-181

1987 RECORD AND FINISH: 69-92, 5th West

PR DIRECTOR: Bob DiBiasio

PRIVATE OFFICE NUMBER: (404) 522-2724

ASSISTANT PR DIRECTOR: Jim Schultz

TRAVELING SECRETARY: Bill Acree

HOTEL IN SAN FRANCISCO: Ramada Renaissance

HOTEL PHONE NUMBER: (415) 392-8000

GIANTS HOTEL IN ATLANTA: Marriott Marquis

HOTEL PHONE NUMBER: (404) 521-0000

1987 SERIES SCORES

SAN FRANCISCO WON SERIES, 10-8

DATE	SITE	W-L	SCORE	DATE	SITE	W-L	SCORE	DATE	SITE	W-L	SCORE
4/17	SF	L	0-2	4/27	Atl	W	7-3	9/25	Atl	W	9-2
4/18	SF	W	2-1 (10)	6/16	Atl	L	2-7	9/26	Atl	L	5-10
4/19	SF	W	4-3	6/17	Atl	L	1-6	9/27	Atl	W	15-6
4/24	Atl	W	7-5	6/29	SF	L	0-1	10/2	SF	L	4-6
4/25	Atl	L	3-5	6/30	SF	W	5-2	10/3	SF	W	6-3
4/26	Atl	W	6-4	7/1	SF	L	3-8	10/4	SF	W	5-4 (10)

GIANTS VS. BRAVES

- 1987 -

BRAVES VS. GIANTS

PLAYER	AVG.	AB	H	HR	RBI
Aldrete	.280	25	7	0	2
Brenly	.250	32	8	2	4
Brown	.333	36	12	3	6
Clark	.310	58	18	4	9
C. Davis	.250	56	14	4	8
Leonard	.313	64	20	3	8
Maldonado	.235	51	12	2	14
Manwaring	.500	2	1	0	0
Melendez	.200	5	1	1	1
Melvin	.206	34	7	0	1
Milner	.286	28	8	1	5
Mitchell (Tot)	.314	35	11	1	8
Speier	.222	27	6	0	0
Spilman	.200	5	1	0	0
Thompson	.275	40	11	1	5
Uribe	.571	21	12	0	3
Wasinger	.250	4	1	0	0
Williams	.167	42	7	1	2
Youngblood	.250	8	2	1	1
GIANTS	.266	606	161	24	79

PLAYER	AVG.	AB	H	HR	RBI
Benedict	.125	8	1	0	0
Blauser	.238	21	5	0	2
Davis	.000	1	0	0	0
Gant	.182	22	4	1	4
Griffey	.310	42	13	1	5
Hall	.280	25	7	0	4
Hubbard	.214	42	9	1	2
James	.390	59	23	2	7
Murphy	.267	60	16	3	7
Nettles	.286	21	6	1	6
Oberkfell	.231	52	12	0	2
Perry	.250	76	19	1	10
Ramirez	.138	29	4	0	2
Roenicke	.200	15	3	1	4
Runge	.400	5	2	1	2
Simmons	.333	6	2	0	2
Thomas	.273	22	6	0	4
Virgil	.286	49	14	2	10
BRAVES	.253	596	151	14	74

PITCHER	W-L-S	ERA	G	IP	ER
Bockus	1-0-0	9.00	4	2.0	2
Burkett	0-0-0	0.00	2	4.0	0
M. Davis	1-0-0	1.35	2	6.2	1
Downs	2-1-0	5.19	4	17.1	10
Dravecky (Tot)	0-1-0	6.75	1	4.0	3
Garrelts	1-1-2	4.38	8	12.1	6
Hammaker	0-0-0	8.00	2	9.0	8
Krukow	1-1-0	2.05	4	22.0	5
LaCoss	0-1-0	3.45	5	15.2	6
Lefferts (Tot)	0-0-0	9.00	4	6.0	6
Mason	0-0-0	2.19	2	12.1	3
Minton	1-0-0	4.50	2	4.0	2
Perlman	0-0-0	5.40	3	3.1	2
Price	1-0-0	1.69	3	5.1	1
Reuschel (Tot)	1-1-0	4.50	3	18.0	9
D. Robinson (Tot)	1-0-0	3.86	6	7.0	3
J. Robinson	2-1-2	2.45	7	11.0	3
GIANTS	10-8-4	3.59	18	160.1	64

PITCHER	W-L-S	ERA	G	IP	ER
Acker	0-2-1	6.30	6	10.0	7
Alexander	1-1-0	3.00	2	15.0	5
Assenmacher	0-1-1	5.68	4	6.1	4
Boever	0-0-0	9.00	1	1.0	1
Cary	0-1-0	4.50	4	4.0	2
Coffman	1-0-0	1.50	1	6.0	1
Dedmon	0-0-0	13.50	5	4.0	6
Garber	1-1-0	5.87	5	7.2	5
Mahler	2-1-0	4.36	7	33.0	16
O'Neal	0-0-0	7.20	1	5.0	4
Olwine	0-0-0	0.00	2	1.1	0
Palmer	0-1-0	2.25	3	16.0	4
Puleo	1-0-0	0.00	4	7.1	0
P. Smith	0-0-0	5.40	1	5.0	3
Z. Smith	2-0-0	0.75	3	24.0	2
BRAVES	8-10-2	4.33	18	160.0	77

CHICAGO CUBS

EASTERN DIVISION

MAILING ADDRESS: 1060 W. Addison, Chicago, Illinois 60613

TELEPHONE: (312) 281-5050

GAMES AT: Wrigley Field (Capacity - 38,143)

FIELD DIMENSIONS LEFT TO RIGHT: 355 - 400 - 353

GENERAL MANAGER: Jim Frey

FIELD MANAGER: Don Zimmer

YEARS WITH CLUB, RECORD: First Year

1987 RECORD AND FINISH: 76-85, 6th East

MEDIA RELATIONS DIRECTOR: Ned Colletti

OFFICE NUMBER: (312) 281-5050

ASSISTANT MEDIA RELATIONS DIRECTOR: Sharon Pannozzo

TRAVELING SECRETARY: Peter Durso

HOTEL IN SAN FRANCISCO: Westin St. Francis

HOTEL PHONE NUMBER: (415) 397-7000

GIANTS HOTEL IN CHICAGO: Westin

HOTEL PHONE NUMBER: (312) 943-7200

1987 SERIES SCORES

SAN FRANCISCO WON SERIES, 7-5

DATE	SITE	W-L	SCORE	DATE	SITE	W-L	SCORE	DATE	SITE	W-L	SCORE
4/28	Chi	W	6-2	5/7	S.F.	W	11-1	7/16	S.F.	L	1-4
4/29	Chi.	L	4-8	7/3	Chi.	W	3-1	7/17	S.F.	L	1-5
4/30	Chi.	W	5-4	7/4	Chi.	L	3-5	7/18	S.F.	W	9-2
5/6	S.F.	L	4-9	7/5	Chi.	W	7-5	7/19	S.F.	W	4-3

GIANTS VS. CUBS

- 1987 -

CUBS VS. GIANTS

PLAYER	AVG.	AB	H	HR	RBI	PLAYER	AVG.	AB	H	HR	RBI
Aldrete	.303	33	10	1	2	Brumley	.222	9	2	0	1
Brenly	.286	28	8	1	2	J. Davis	.226	31	7	3	4
Brown	.385	13	5	1	4	Dawson	.340	50	17	2	13
Clark	.182	33	6	0	1	Dayett	.308	13	4	0	0
C. Davis	.325	40	13	2	3	Dernier	.313	16	5	1	1
Kutcher	.000	3	0	0	0	Dunston	.000	19	0	0	0
Leonard	.235	51	12	2	6	Durham	.237	38	9	2	3
Maldonado	.300	20	6	3	5	Martinez	.483	29	14	0	6
Melvin	.333	18	6	1	7	Mathews	.200	5	1	0	0
Milner	.273	11	3	0	0	Moreland	.235	34	8	1	3
Mitchell (Tot)	.200	30	6	2	6	Mumphrey	.143	14	2	0	2
Speier	.263	19	5	0	3	Noce	.269	26	7	1	1
Spilman	.333	9	3	0	2	Palmeiro	.250	4	1	0	0
Thompson	.160	25	4	1	5	Quinones	.000	2	0	0	0
Uribe	.222	18	4	0	2	Sandberg	.303	33	10	1	3
Wasinger	.500	4	2	0	0	Sundberg	.167	12	2	0	0
Wilfong	.200	5	1	1	2	Trillo	.375	24	9	1	6
Williams	.190	21	4	1	3	Walker	.143	14	2	0	3
Youngblood	.125	8	1	0	0	CUBS	.259	402	104	12	46
GIANTS	.250	408	102	16	53						

PITCHER	W-L-S	ERA	G	IP	ER	PITCHER	W-L-S	ERA	G	IP	ER
M. Davis	0-1-0	12.00	1	3.0	4	R. Davis	0-0-0	6.00	3	6.0	4
Downs	1-1-0	3.86	2	11.2	5	DiPino	0-0-0	3.38	5	5.1	2
Dravecky (Tot)	0-1-0	5.23	4	10.1	6	Lancaster	0-0-0	5.73	2	11.0	7
Garrelts	2-0-1	0.00	4	7.0	0	Lynch	0-2-1	4.11	7	15.1	7
Hammaker	1-1-0	4.09	2	11.0	5	Maddux	1-1-0	5.14	2	7.0	4
Krukow	1-0-0	4.32	3	16.2	8	Moyer	1-1-0	2.61	3	20.2	6
LaCoss	1-0-0	1.69	3	10.2	2	Noles	0-0-0	6.75	1	1.1	1
Lefferts (Tot)	0-0-0	1.80	5	5.0	1	Sanderson	1-1-1	3.97	3	11.1	5
Mason	0-1-0	13.50	1	3.1	5	Smith	0-1-3	2.70	4	6.2	2
Minton	0-0-1	5.79	3	4.2	3	Sutcliffe	2-1-0	3.98	3	20.1	9
Price	1-0-0	0.00	2	3.1	0	CUBS	5-7-5	4.03	12	105.0	47
Reuschel (Tot)	1-1-0	1.08	3	25.0	3						
D. Robinson (Tot)	1-0-1	1.80	3	5.0	1						
J. Robinson	0-0-2	2.08	7	8.2	2						
GIANTS	7-5-4	3.74	12	106.0	44						

CINCINNATI REDS

WESTERN DIVISION

MAILING ADDRESS: 100 Riverfront Stadium, Cincinnati, Ohio 45202

TELEPHONE: (513) 421-4510

GAMES AT: Riverfront Stadium (Capacity - 52,392)

FIELD DIMENSIONS LEFT TO RIGHT: 330 - 404 - 330

GENERAL MANAGER: Murray Cook

FIELD MANAGER: Pete Rose

YEARS WITH CLUB, RECORD: Four Years, 278-248

1987 RECORD AND FINISH: 84-78, 2nd West

VICE PRESIDENT AND PR DIRECTOR: Jim Ferguson

ASSISTANT PR DIRECTOR: Jon Braude

PRIVATE OFFICE NUMBER: (513) 421-2990

TRAVELING SECRETARY: Brad Del Barba

HOTEL IN SAN FRANCISCO: Hilton

HOTEL PHONE NUMBER: (415) 771-1400

GIANTS HOTEL IN CINCINNATI: Hyatt-Regency

HOTEL PHONE NUMBER: (513) 579-1234

1987 SERIES SCORES

SAN FRANCISCO WON SERIES, 11-7

DATE	SITE	W-L	SCORE	DATE	SITE	W-L	SCORE	DATE	SITE	W-L	SCORE
6/6	Cin	L	6-7	7/31	Cin.	L	2-9	8/9-2	S.F.	W	5-2
6/9	Cin.	W	10-2	8/1	Cin	W	7-3	9/11	Cin.	L	3-4
6/10	Cin.	W	9-4	8/2	Cin.	L	3-5	9/12	Cin.	W	7-1
6/23	S.F.	L	1-4	8/7	S.F.	W	3-1	9/13	Cin.	W	6-1
6/24	S.F.	L	4-5(10)	8/8	S.F.	W	5-2	9/19	S.F.	W	5-1
6/25	S.F.	W	7-6	8/9-1	S.F.	W	3-2	9/20	S.F.	L	6-10

GIANTS VS. REDS

- 1987 -

REDS VS. GIANTS

PLAYER	AVG.	AB	H	HR	RBI
Aldrete	.243	37	9	1	4
Brenly	.239	46	11	1	4
Brown	.250	8	2	0	0
Clark	.443	61	27	9	23
C. Davis	.214	56	12	2	7
Leonard	.250	44	11	1	6
Maldonado	.360	50	18	3	7
Melendez	.000	1	0	0	0
Melvin	.158	19	3	1	2
Milner	.227	22	5	0	0
Mitchell (Tot)	.284	74	21	5	12
Speier	.295	44	13	2	6
Spilman	.286	7	2	0	2
Thompson	.170	47	8	1	4
Uribe	.243	37	9	1	7
Wasinger	.000	2	0	0	0
Williams	.167	18	3	1	2
Youngblood	.444	9	4	1	3
GIANTS	.265	611	162	27	90

PLAYER	AVG.	AB	H	HR	RBI
Bell	.231	65	15	1	5
Collins	.143	7	1	0	0
Concepcion	.333	24	8	1	6
Daniels	.280	50	14	5	9
E. Davis	.278	54	15	5	10
Diaz	.245	49	12	0	7
Esasky	.195	41	8	1	4
Francona	.250	16	4	0	1
Jones	.351	37	13	0	3
Larkin	.264	53	14	1	3
McClendon	.200	5	1	0	0
McGriff	.154	13	2	0	1
O'Niell	.118	17	2	0	2
Oester	.385	13	5	0	1
Parker	.197	66	13	2	10
Stillwell	.194	36	7	1	2
Treadway	.429	14	6	0	1
REDS	.247	591	146	17	67

PITCHER	W-L-S	ERA	G	IP	ER
Bockus	0-0-0	0.00	1	1.2	0
Comstock	1-0-0	0.00	3	2.1	0
M. Davis	1-0-0	1.64	2	11.0	2
Downs	1-0-0	2.45	4	11.0	3
Dravecky (Tot)	0-3-0	7.82	5	12.2	11
Garrelts	1-2-1	6.30	8	10.0	7
Hammer	1-1-0	2.74	3	23.0	7
Krukow	1-0-0	4.82	3	18.2	10
LaCoss	4-0-0	3.03	5	29.2	10
Lefferts (Tot)	0-0-2	4.38	11	12.1	6
Perlman	0-0-0	8.10	3	3.1	3
Reuschel (Tot)	2-0-0	1.13	2	16.0	2
D. Robinson (Tot)	0-1-4	2.57	7	14.0	4
J. Robinson	0-1-0	2.45	5	7.1	2
GIANTS	11-7-5	3.63	18	161.1	65

PITCHER	W-L-S	ERA	G	IP	ER
Browning	0-3-0	5.87	6	30.2	20
Franco	2-0-1	2.57	6	7.0	2
Gullickson	0-3-0	7.03	4	24.1	19
Hoffman	0-1-0	2.87	3	15.2	5
Hume (Tot)	0-0-0	4.15	4	4.1	2
Landrum	0-0-0	7.50	4	6.0	5
Montgomery	1-0-0	0.00	3	5.0	0
Murphy	1-1-1	5.68	13	12.2	8
Pacillo	0-1-0	7.50	2	6.0	5
Perry (Tot)	0-0-0	6.75	8	8.0	6
Power	0-2-0	6.30	2	10.0	7
Rasmussen	1-0-0	4.50	1	6.0	3
R. Robinson	2-0-0	4.29	5	21.0	10
Williams	0-0-0	0.96	11	9.1	1
REDS	7-11-2	4.96	18	159.2	88

HOUSTON ASTROS

WESTERN DIVISION

MAILING ADDRESS: P.O. Box 288, Houston, Texas 77001

TELEPHONE: (713) 799-9500

GAMES AT: Astrodome (Capacity - 45,000)

FIELD DIMENSIONS LEFT TO RIGHT: 330 - 400 - 330

GENERAL MANAGER: Bill Wood

FIELD MANAGER: Hal Lanier

YEARS WITH CLUB, RECORD: Two Years, 172-152

1987 RECORD AND FINISH: 76-86, 3rd West

PR DIRECTOR: Rob Matwick

ASSISTANT PR DIRECTOR: Chuck Pool

PRIVATE OFFICE NUMBER: (713) 799-9596

TRAVELING SECRETARY: Barry Waters

HOTEL IN SAN FRANCISCO: Ramada Renaissance

HOTEL PHONE NUMBER: (415) 392-8000

GIANTS HOTEL IN HOUSTON: Hotel Inter-Continental

HOTEL PHONE NUMBER: (713) 961-1500

1987 SERIES SCORES

SAN FRANCISCO LOST SERIES, 8-10

DATE	SITE	W-L	SCORE	DATE	SITE	W-L	SCORE	DATE	SITE	W-L	SCORE
6/5	Hou.	L	1-6	8/3	Hou.	L	3-5 (13)	8/13	S.F.	W	7-6 (11)
6/6	Hou.	W	4-3 (12)	8/4	Hou.	L	4-5	9/7	Hou.	L	2-4
6/7	Hou.	L	0-3	8/5	Hou.	L	5-6 (11)	9/8	Hou.	W	6-4
6/26	S.F.	L	6-9	8/10	S.F.	W	6-5	9/9	Hou.	L	2-4
6/27	S.F.	L	5-6	8/11	S.F.	L	3-7	9/16	S.F.	W	7-1
6/28	S.F.	W	8-4	8/12	S.F.	W	8-1	9/17	S.F.	W	4-0

GIANTS VS. ASTROS

— 1987 —

ASTROS VS. GIANTS

PLAYER	AVG.	AB	H	HR	RBI	PLAYER	AVG.	AB	H	HR	RBI
Aldrete	.383	47	18	1	11	Ashby	.304	56	17	1	7
Brenly	.179	56	10	1	8	Bailey	.000	1	0	0	0
Brown	.167	6	1	0	0	Bass	.328	64	21	4	14
Clark	.277	65	18	7	14	Berra	.250	4	1	0	0
C. Davis	.109	46	5	3	5	Biancalana	.000	9	0	0	0
Leonard	.250	44	11	1	3	Caminiti	.200	35	7	1	6
Maldonado	.265	49	13	3	11	Cruz	.277	47	13	3	5
Melendez	.000	1	0	0	0	G. Davis	.193	57	11	4	5
Melvin	.000	19	0	0	0	Doran	.338	71	24	2	13
Milner	.282	39	11	2	4	Gainey	.000	1	0	0	0
Mitchell (Tot)	.390	41	16	4	10	Garner	.250	4	1	0	0
Reid	.000	1	0	0	0	Hatcher	.257	70	18	1	4
Speier	.204	49	10	0	1	Jackson	.267	15	4	0	3
Spilman	.300	10	3	1	4	Puhl	.000	4	0	0	0
Thompson	.224	49	11	1	1	C. Reynolds	.244	45	11	4	7
Uribe	.225	40	9	0	1	R. Reynolds	.091	11	1	0	0
Wasinger	.000	1	0	0	0	Thon	.167	6	1	0	0
Williams	.133	15	2	2	2	Walling	.243	37	9	1	6
Youngblood	.333	12	4	1	3	Young	.400	45	18	1	3
GIANTS	.228	631	144	27	77	ASTROS	.257	635	163	22	75

PITCHER	W-L-S	ERA	G	IP	ER	PITCHER	W-L-S	ERA	G	IP	ER
Bockus	0-0-0	9.00	1	1.0	1	Agosto	1-0-0	0.00	8	5.1	0
Cornstock	1-0-1	0.00	4	10.2	0	Andersen	1-2-2	3.21	9	14.0	5
Downs	0-1-0	5.19	5	17.1	10	Childress	0-1-0	0.00	4	4.2	0
Dravecky (Tot)	2-1-0	2.70	5	33.1	10	Darwin	0-1-0	6.05	5	19.1	13
Garrelts	0-0-0	3.24	6	8.1	3	Deshaies	1-0-0	4.50	3	18.0	9
Hammaker	2-2-0	4.50	4	20.0	10	Heathcock	2-0-0	3.38	5	13.1	5
Krukow	0-1-0	5.32	4	23.2	14	Knepper	1-0-0	5.27	2	13.2	8
LaCoss	0-3-0	6.16	3	19.0	13	Mallicoat	0-0-0	0.00	1	2.0	0
Lefferts (Tot)	2-1-0	4.50	10	14.0	7	Mathis	0-0-0	0.00	1	3.0	0
Price	0-1-0	8.10	3	3.1	3	Meads	0-1-0	15.43	5	2.1	4
Reuschel (Tot)	1-0-0	0.60	2	15.0	1	Ryan	2-1-0	3.51	5	33.1	13
D. Robinson (Tot)	2-1-2	2.92	8	12.1	4	Scott	2-2-0	5.20	4	27.2	16
J. Robinson	0-1-0	4.91	7	7.1	4	Smith	0-0-4	0.87	7	10.1	1
GIANTS	8-10-2	3.83	18	167.0	71	ASTROS	10-8-6	3.92	18	167.2	73

LOS ANGELES DODGERS

WESTERN DIVISION

MAILING ADDRESS: 1000 Elysian Park Avenue, Los Angeles, California 90012

TELEPHONE: (213) 224-1500

GAMES AT: Dodger Stadium (Capacity - 56,000)

FIELD DIMENSIONS LEFT TO RIGHT: 330 - 395 - 330

GENERAL MANAGER: Fred Claire

FIELD MANAGER: Tom Lasorda

YEARS WITH CLUB, RECORD: 11 Years, 926-805

1987 RECORD AND FINISH: 73-89, 4th West

PR DIRECTOR: Mike Williams

PUBLICATIONS DIRECTOR: Brent Shyer

PRIVATE OFFICE NUMBER: (213) 224-1331

TRAVELING SECRETARY: Billy DeLury

HOTEL IN SAN FRANCISCO: Hilton

HOTEL PHONE NUMBER: (415) 771-1400

GIANTS HOTEL IN LOS ANGELES: Hyatt Regency - Broadway Plaza

HOTEL PHONE NUMBER: (213) 683-1234

1987 SERIES SCORES SAN FRANCISCO LOST SERIES, 8-10

DATE	SITE	W-L	SCORE	DATE	SITE	W-L	SCORE	DATE	SITE	W-L	SCORE
4/9	L.A.	W	8-1	4/22	S.F.	L	3-5	8/16	S.F.	W	1-0 (10)
4/10	L.A.	W	5-4	7/27	L.A.	L	5-6 (12)	9/21	S.F.	L	2-4
4/11	L.A.	L	1-5	7/28	L.A.	L	2-4	9/22	S.F.	L	3-4
4/12	L.A.	L	5-7	7/29	L.A.	W	16-2	9/23	S.F.	W	9-8
4/20	S.F.	W	4-3	8/14	S.F.	L	3-4	9/30	L.A.	W	3-0
4/21	S.F.	L	8-11 (10)	8/15	S.F.	W	5-0	10/1	L.A.	L	0-7

GIANTS VS. DODGERS

— 1987 —

DODGERS VS. GIANTS

PLAYER	AVG.	AB	H	HR	RBI
Aldrete	.375	48	18	3	10
Brenly	.220	41	9	0	2
Brown	.190	21	4	1	3
Clark	.250	64	16	1	7
C. Davis	.333	57	19	3	12
Henderson	.333	3	1	0	0
Leonard	.304	46	14	2	6
Maldonado	.321	53	17	0	4
Melendez	.000	3	0	0	0
Melvin	.138	29	4	2	2
Milner	.296	27	8	0	3
Mitchell (Tot)	.282	78	22	3	8
Reid	.000	1	0	0	0
Speier	.462	26	12	2	7
Spilman	.389	18	7	0	3
Thompson	.217	46	10	0	4
Uribe	.275	40	11	0	2
Wasinger	.000	1	0	0	0
Williams	.087	23	2	0	1
Youngblood	.500	6	3	0	2
GIANTS	.273	631	172	14	74

PLAYER	AVG.	AB	H	HR	RBI
Anderson	.111	18	2	0	1
Bryant	.200	5	1	0	0
Devereaux	.111	9	1	0	0
Duncan	.167	36	6	0	1
Garner (Tot)	.241	29	7	1	3
Guerrero	.315	54	17	2	6
Gwynn	.313	16	5	0	2
Hatcher	.278	18	5	1	5
Heep	.158	19	3	0	2
Hoffman	.188	16	3	0	2
Landreaux	.136	22	3	0	1
Marshall	.300	40	12	1	10
Ramsey	.276	29	8	0	1
Sak	.299	67	20	1	4
Scioscia	.323	62	20	2	7
Sharperson	.500	6	3	0	1
Shelby	.278	36	10	1	6
Stubbs	.200	40	8	3	7
Trevino	.333	12	4	1	3
Woodson	.222	18	4	0	1
DODGERS	.244	618	151	13	65

PITCHER	W-L-S	ERA	G	IP	ER
Bockus	0-0-0	0.00	1	1.2	0
M. Davis	2-0-0	1.88	3	14.1	3
Downs	0-2-0	7.11	6	19.0	15
Dravecky (Tot)	1-2-0	3.28	7	24.2	9
Garrelts	1-2-1	7.00	6	9.0	7
Gott	0-0-0	0.00	3	5.0	0
Grant	0-0-1	2.45	2	3.2	1
Hammaker	0-1-0	2.57	2	14.0	4
Krukow	2-2-0	2.67	4	27.0	8
LaCoss	1-1-0	3.94	4	16.0	7
Lefferts (Tot)	2-0-0	1.74	9	10.1	2
Price	0-0-1	1.54	4	11.2	2
Reuschel (Tot)	1-2-0	3.23	5	30.2	11
D. Robinson (Tot)	0-1-3	5.14	5	7.0	4
J. Robinson	0-0-0	1.93	6	9.1	2
GIANTS	9-10-4	3.51	18	164.0	64

PITCHER	W-L-S	ERA	G	IP	ER
Belcher	0-1-0	0.00	1	7.0	0
Crews	0-0-1	0.00	3	4.1	0
Havens	0-0-0	27.00	2	1.0	3
Hershiser	2-2-0	3.94	4	29.2	13
Hillegas	1-0-0	1.50	2	6.0	1
Holton	0-0-0	9.45	5	6.2	7
Honeycutt	0-1-0	20.25	2	2.2	6
Howell	1-0-1	8.44	6	5.1	5
Leary	1-2-1	6.48	8	16.2	12
Niedenfuier	0-0-1	0.00	4	4.0	0
Pena	0-0-1	1.17	2	7.2	1
Reuss	0-0-0	4.50	1	2.0	1
Valenzuela	3-1-0	3.30	4	30.0	11
Welch	2-1-0	2.95	5	36.2	12
Young	0-1-0	3.00	4	6.0	2
DODGERS	10-8-6	4.02	18	165.2	74

MONTREAL EXPOS

EASTERN DIVISION

MAILING ADDRESS:

P.O. Box 500, Station "M", Montreal, Quebec, H1V 3P2 Canada

TELEPHONE: (514) 253-3434

GAMES AT: Olympic Stadium (Capacity - 59,149)
FIELD DIMENSIONS LEFT TO RIGHT: 325 - 404 - 325
GENERAL MANAGER: Bill Stoneham
FIELD MANAGER: Bob "Buck" Rodgers
YEARS WITH CLUB, RECORD: Three Years, 253-231
1987 RECORD AND FINISH: 91-71, 3rd East
PUBLICIST: Richard Griffin
PUBLICIST: Monique Giroux
PRIVATE OFFICE NUMBER: (514) 253-3263
TRAVELING SECRETARY: Dan Lunetta
HOTEL IN SAN FRANCISCO: Ramada Renaissance
HOTEL PHONE NUMBER: (415) 392-8000
GIANTS HOTEL IN MONTREAL: Le Centre Sheraton
HOTEL PHONE NUMBER: (514) 878-2000

1987 SERIES SCORES SAN FRANCISCO WON SERIES, 7-5

DATE	SITE	W-L	SCORE	DATE	SITE	W-L	SCORE	DATE	SITE	W-L	SCORE
5/18	Mon.	L	2-7	5/30	S.F.	L	4-6	8/23	Mon.	W	5-3
5/19	Mon.	W	6-2	5/31	S.F.	W	8-0	8/31	S.F.	W	5-0
5/20	Mon.	W	9-7	8/21	Mon.	W	6-3	9/1	S.F.	W	14-4
5/29	S.F.	L	4-10	8/22	Mon.	L	4-5 (10)	9/2	S.F.	L	3-7

GIANTS VS. EXPOS

— 1987 —

EXPOS VS. GIANTS

PLAYER	AVG.	AB	H	HR	RBI	PLAYER	AVG.	AB	H	HR	RBI
Aldrete	.433	30	13	1	5	Brooks	.278	18	5	0	1
Brenly	.250	24	6	0	3	Candaele	.308	39	12	0	4
Clark	.268	41	11	2	4	Daugherty	.000	2	0	0	1
C. Davis	.364	33	12	0	2	Engle	.000	4	0	0	0
Henderson	.000	1	0	0	0	Fitzgerald	.458	24	11	0	4
Leonard	.293	41	12	4	11	Foley	.375	16	6	0	2
Maldonado	.350	40	14	2	9	Galarraga	.341	44	15	1	5
Melvin	.143	21	3	2	3	Johnson	.200	10	2	0	1
Milner	.357	14	5	0	3	Law	.200	35	7	0	3
Mitchell (Tot)	.276	29	8	2	4	Nichols	.222	9	2	1	1
Speier	.273	22	6	0	1	Raines	.319	47	15	1	6
Spilman	.167	6	1	0	1	Reed	.313	16	5	0	1
Thompson	.317	41	13	2	5	Rivera	.200	5	1	0	0
Uribe	.240	25	6	0	2	Romano	.000	1	0	0	0
Wasinger	.286	14	4	0	1	Stefero	.000	2	0	0	0
Williams	.318	22	7	1	6	Wallach	.278	36	10	1	7
Youngblood	.333	3	1	0	1	Webster	.333	39	13	1	3
GIANTS	.293	426	125	16	64	Winningham	.257	35	9	1	10
						EXPOS	.286	405	116	6	51

PITCHER	W-L-S	ERA	G	IP	ER	PITCHER	W-L-S	ERA	G	IP	ER
Comstock	0-0-0	0.00	1	0.2	0	Brown	0-0-0	0.00	2	3.0	0
Downs	2-1-0	3.46	4	13.0	5	Burke	1-0-2	0.00	3	7.0	0
Dravecky (Tot)	2-1-0	5.14	4	21.0	12	Heaton	2-0-0	3.60	2	15.0	6
Garrelts	0-0-0	1.80	3	5.0	1	Hesketh	0-0-0	8.10	3	3.1	3
Gott	0-0-0	81.00	1	0.1	3	Law	0-0-0	9.00	1	1.0	1
Grant	0-0-0	10.80	2	3.1	4	Martinez	0-2-0	5.40	2	13.1	8
Hammer	0-0-0	3.60	1	5.0	2	McGaffigan	0-0-0	1.23	4	7.1	1
Krukow	0-1-0	8.53	2	12.2	12	Parrett	0-0-0	11.25	3	4.0	5
LaCoss	1-2-0	4.05	4	26.2	12	Perez	1-0-0	4.91	2	11.0	6
Lefferts (Tot)	0-1-0	5.06	5	5.1	3	Sebra	0-2-0	6.92	4	13.0	10
Minton	0-0-0	1.80	2	5.0	1	Sorensen	0-0-0	6.75	2	2.2	2
Reuschel (Tot)	1-0-0	3.31	3	16.1	6	St. Claire	0-1-1	2.70	3	6.2	2
D. Robinson (Tot)	0-1-2	4.63	6	11.2	6	Tibbs	0-0-0	14.40	2	5.0	8
J. Robinson	1-0-0	3.38	2	5.1	2	Wallach	0-0-0	0.00	1	1.0	0
GIANTS	7-5-2	4.37	12	107.0	52	Youmans	1-2-0	9.24	3	12.2	13
						EXPOS	5-7-3	5.52	12	106.0	65

NEW YORK METS EASTERN DIVISION

MAILING ADDRESS: Roosevelt and 126th Street, Flushing, New York 11368
TELEPHONE: (718) 507-6387

GAMES AT: Shea Stadium (Capacity - 55,300)
FIELD DIMENSIONS LEFT TO RIGHT: 338 - 410 - 338
EXEC V.P. AND GENERAL MANAGER: J. Frank Cashen
FIELD MANAGER: Davey Johnson
YEARS WITH CLUB, RECORD: Four Years. 388-260
1987 RECORD AND FINISH: 92-70, 2nd East
PR DIRECTOR: Jay Horwitz
ASSISTANT PR DIRECTOR: Maria Shewark
PRIVATE OFFICE NUMBER: (718) 565-4330
TRAVELING SECRETARY: Arthur Richman
HOTEL IN SAN FRANCISCO: Westin St. Francis
HOTEL PHONE NUMBER: (415) 397-7000
GIANTS HOTEL IN NEW YORK: Grand Hyatt
HOTEL PHONE NUMBER: (212) 883-1234

1987 SERIES SCORES SAN FRANCISCO LOST SERIES, 3-9

DATE	SITE	W-L	SCORE	DATE	SITE	W-L	SCORE	DATE	SITE	W-L	SCORE
5/15	N.Y.	L	3-8	5/26	S.F.	L	2-3	8/20	N.Y.	L	4-7
5/16	N.Y.	W	5-4 (10)	5/27	S.F.	L	3-4	8/28	S.F.	L	0-4
5/17	N.Y.	L	3-6	8/18	N.Y.	L	2-7	8/29	S.F.	W	9-1
5/25	S.F.	L	7-8	8/19	N.Y.	W	10-6 (10)	8/30	S.F.	L	3-5

GIANTS VS. METS

— 1987 —

METS VS. GIANTS

PLAYER	AVG.	AB	H	HR	RBI
Aldrete	.219	32	7	0	3
Brenly	.250	28	7	2	6
Clark	.289	45	13	3	7
C. Davis	.122	41	5	0	3
Leonard	.324	34	11	1	4
Maldonado	.216	37	8	0	10
Melvin	.267	15	4	0	2
Milner	.222	9	2	0	0
Mitchell (Tot)	.216	37	8	0	2
Speier	.045	22	1	0	2
Spilman	.375	8	3	0	0
Thompson	.415	41	17	0	5
Uribe	.292	24	7	0	3
Wasinger	.143	7	1	0	1
Williams	.294	17	5	0	1
Woodard	.429	7	3	0	1
Youngblood	.000	7	0	0	0
GIANTS	.254	414	105	6	51

PLAYER	AVG.	AB	H	HR	RBI
Almon (Tot)	.000	2	0	0	0
Backman	.257	35	9	0	2
Carter	.243	37	9	2	9
Dykstra	.429	28	12	2	4
Hernandez	.318	44	14	0	5
Johnson	.293	41	12	5	11
Lyons	.067	15	1	1	4
Magadan	.400	15	6	0	3
Mazzilli	.200	5	1	0	0
McReynolds	.234	47	11	2	3
Santana	.450	40	18	0	4
Strawberry	.286	35	10	4	7
Teufel	.412	17	7	1	2
Wilson	.333	30	10	0	2
METS	.296	419	124	17	58

PITCHER	W-L-S	ERA	G	IP	ER
M. Davis	0-0-0	8.10	4	3.1	3
Downs	0-1-0	6.08	3	13.1	9
Dravecky (Tot)	1-0-0	2.70	2	10.0	3
Garrelts	2-0-0	0.87	6	10.1	1
Gott	0-0-0	0.00	2	4.0	0
Grant	0-1-0	5.79	2	9.1	6
Hammaker	1-2-0	4.15	4	21.2	10
Krukow	0-1-0	10.22	4	12.1	14
LaCoss	0-1-0	2.25	2	8.0	2
Lefferts (Tot)	0-1-0	4.50	6	6.0	3
Minton	0-0-0	7.36	3	3.2	3
Price	0-0-0	0.00	3	4.1	0
Reuschel (Tot)	0-2-0	7.85	4	18.1	16
D. Robinson (Tot)	1-1-1	4.38	8	12.1	6
J. Robinson	0-2-0	6.14	5	7.1	5
GIANTS	3-9-0	5.18	12	106.0	61

PITCHER	W-L-S	ERA	G	IP	ER
Aguilera	1-0-0	3.78	2	16.2	7
Cone	2-0-0	1.69	3	16.0	3
Fernandez	1-1-0	3.60	2	5.0	2
Gooden	2-0-0	0.56	2	16.0	1
Innis	0-1-0	4.50	2	6.0	3
Leach	1-0-0	6.10	4	10.1	7
McDowell	1-1-3	7.11	7	12.2	10
Mitchell	0-0-0	7.27	2	8.2	7
Myers	0-0-1	0.00	3	6.1	0
Orosco	0-0-3	5.79	4	4.2	3
Sisk	1-0-0	6.75	5	6.2	5
METS	9-3-7	3.96	12	109.0	48

PHILADELPHIA PHILLIES

EASTERN DIVISION

MAILING ADDRESS: P.O. Box 7575, Philadelphia, Pennsylvania 19101
TELEPHONE: (215) 463-6000

GAMES AT: Veterans Stadium (Capacity - 66,271)
FIELD DIMENSIONS LEFT TO RIGHT: 330 - 408 - 330
GENERAL MANAGER: Woody Woodward
FIELD MANAGER: Lee Elia
YEARS WITH CLUB, RECORD: One Year, 51-59
1987 RECORD AND FINISH: 80-82, 4th East
VICE PRESIDENT, PUBLIC RELATIONS: Larry Shenk
DIRECTOR OF PUBLICITY: Vince Naus
PRIVATE OFFICE NUMBER: (215) 755-9231
TRAVELING SECRETARY: Eddie Ferez
HOTEL IN SAN FRANCISCO: Hyatt - Union Square
HOTEL PHONE NUMBER: (415) 398-1234
GIANTS HOTEL IN PHILADELPHIA: Hershey Hotel
HOTEL PHONE NUMBER: (215) 893-1600

1987 SERIES SCORES

SAN FRANCISCO WON SERIES, 10-2

DATE	SITE	W-L	SCORE	DATE	SITE	W-L	SCORE	DATE	SITE	W-L	SCORE
5/22	Phi.	W	2-1	6/2	S.F.	L	6-7	8/26	Phi.	W	2-0
5/23	Phi.	L	8-9	6/3	S.F.	W	4-1	9/4	S.F.	W	3-2 (10)
5/24	Phi.	W	6-3	8/24	Phi.	W	6-1	9/5	S.F.	W	6-3
6/1	S.F.	W	9-2	8/25	Phi.	W	3-2	9/6	S.F.	W	4-1

GIANTS VS. PHILLIES

- 1987 -

PHILLIES VS. GIANTS

PLAYER	AVG.	AB	H	HR	RBI
Aldrete	.346	26	9	0	4
Brenly	.333	33	11	3	9
Clark	.516	31	16	1	5
C. Davis	.265	34	9	1	5
Henderson	.143	7	1	0	1
Leonard	.227	22	5	0	2
Maldonado	.273	44	12	4	8
Melendez	.000	1	0	0	0
Melvin	.235	17	4	0	1
Milner	.429	7	3	0	0
Mitchell (Tot)	.208	24	5	1	3
Speier	.323	31	10	4	6
Spilman	.250	4	1	0	1
Thompson	.375	40	15	3	5
Uribe	.323	31	10	2	5
Wasinger	.000	3	0	0	0
Williams	.095	21	2	1	1
Woodard	.000	1	0	0	0
Youngblood	.167	6	1	0	0
GIANTS	.281	405	114	19	56

PLAYER	AVG.	AB	H	HR	RBI
Aguayo	.250	12	3	0	1
Daulton	.214	14	3	1	3
Easler	.273	11	3	0	1
G. Gross	.308	13	4	0	0
Hayes	.139	36	5	1	2
Hughes	.167	6	1	0	0
James	.143	21	3	1	3
Jelks	.000	1	0	0	0
Jeltz	.261	23	6	0	1
Parrish	.313	32	10	1	8
Roenicke	.333	3	1	0	0
Russell	.000	7	0	0	0
Samuel	.204	49	10	2	3
Schmidt	.160	25	4	0	2
Schu	.167	18	3	1	2
Stone	.125	16	2	0	1
Thompson	.171	35	6	0	2
Wilson	.268	41	11	1	2
PHILLIES	.201	383	77	8	31

PITCHER	W-L-S	ERA	G	IP	ER
Comstock	0-0-0	54.00	1	0.1	2
M. Davis	0-1-0	14.54	2	4.1	7
Downs	0-0-1	1.54	3	11.2	2
Dravecky (Tot)	1-1-0	1.20	3	15.0	2
Garrelts	1-0-1	1.23	4	7.1	1
Gott	0-0-0	6.00	2	6.0	4
Grant	0-0-0	7.71	2	2.1	2
Hammaker	2-0-0	1.80	3	20.0	4
LaCoss	2-0-0	1.35	2	13.1	2
Lefferts (Tot)	0-0-0	1.42	4	6.1	1
Minton	0-0-0	0.00	1	2.0	0
Price	0-0-0	0.00	1	2.0	0
Reuschel (Tot)	2-2-0	3.67	4	27.0	11
D. Robinson (Tot)	2-1-1	5.00	7	9.0	5
J. Robinson	0-1-2	1.29	5	7.0	1
GIANTS	10-2-4	2.33	12	108.1	28

PITCHER	W-L-S	ERA	G	IP	ER
Bedrosian	1-0-1	3.60	3	5.0	2
Calhoun	0-0-0	0.00	4	4.2	0
Carman	0-2-0	4.85	2	13.0	7
K. Gross	0-1-0	4.05	2	13.1	6
Hume	0-0-0	5.40	3	3.1	2
M. Jackson	0-0-0	4.50	4	10.0	5
Maddux	0-0-0	9.00	1	1.0	1
Rawley	0-2-0	4.63	2	11.2	6
Ritchie	1-1-0	6.35	6	5.2	4
Ruffin	0-2-0	6.38	4	18.1	13
Schatzeder	0-0-0	0.00	1	1.0	0
Tekulve	0-1-0	3.00	8	12.0	4
Toliver	0-1-0	6.75	1	5.1	4
PHILLIES	2-10-1	4.66	12	104.1	54

PITTSBURGH PIRATES

EASTERN DIVISION

MAILING ADDRESS: 600 Stadium Circle, Pittsburgh, Pennsylvania 15212

TELEPHONE: (412) 323-5000

GAMES AT: Three Rivers Stadium (Capacity - 58,438)

FIELD DIMENSIONS LEFT TO RIGHT: 335 - 400 - 335

GENERAL MANAGER: Syd Thrift

FIELD MANAGER: Jim Leyland

YEARS WITH CLUB, RECORD: Two Years, 144-180

1987 RECORD AND FINISH: 80-82, 4th East

MEDIA RELATIONS DIRECTOR: Greg Johnson

ASSISTANT MR DIRECTOR: Jim Lachmia

PRIVATE OFFICE NUMBER: (412) 323-5018

TRAVELING SECRETARY: Charlie Muse

HOTEL IN SAN FRANCISCO: Ramada Renaissance

HOTEL PHONE NUMBER: (415) 392-8000

GIANTS HOTEL IN PITTSBURGH: Vista International

HOTEL PHONE NUMBER: (412) 281-3700

1987 SERIES SCORES SAN FRANCISCO SPLIT SERIES, 6-6

DATE	SITE	W-L	SCORE	DATE	SITE	W-L	SCORE	DATE	SITE	W-L	SCORE
5/1	Pit.	L	2-4	5/10	S.F.	L	1-4 (11)	7/8	Pit.	W	8-4 (14)
5/2	Pit.	L	0-1	7/6-1	Pit.	W	7-5	7/20	S.F.	L	6-7
5/8	S.F.	W	4-2	7/6-2	Pit.	W	7-4	7/21	S.F.	W	7-0
5/9	S.F.	W	9-4	7/7	Pit.	L	4-6 (12)	7/22	S.F.	L	0-4

GIANTS VS. PIRATES

— 1987 —

PIRATES VS. GIANTS

PLAYER	AVG.	AB	H	HR	RBI	PLAYER	AVG.	AB	H	HR	RBI
Aldrete	.235	34	8	2	5	Almon	.000	1	0	0	0
Brenly	.417	24	10	2	3	Belliard	.143	14	2	0	0
Brown	.000	6	0	0	0	Bonds	.238	42	10	1	1
Clark	.289	38	11	2	6	Bonilla	.242	33	8	1	3
C. Davis	.206	34	7	1	8	Bream	.300	40	12	1	5
Kulcher	.000	2	0	0	0	Cangelosi	.417	12	5	0	0
Leonard	.286	49	14	3	6	Diaz	.273	22	6	2	5
Maldonado	.300	20	6	1	3	Fermin	.000	2	0	0	0
Melvin	.059	17	1	0	2	Harper	.000	7	0	0	0
Milner	.222	18	4	0	2	Jimenez	.000	2	0	0	0
Mitchell (Tot)	.229	35	8	1	4	Lavalliere	.414	29	12	0	3
Sasser	.000	3	0	0	0	Morrison	.349	43	15	3	10
Speier	.143	21	3	1	4	Ortiz	.154	13	2	0	0
Spilman	.000	9	0	0	0	Pedrique (Tot)	.211	19	4	1	4
Thompson	.160	25	4	0	3	Ray	.250	44	11	0	4
Uribe	.333	24	8	1	1	Reynolds	.114	35	4	0	2
Wasinger	.429	14	6	1	1	Van Slyke	.239	46	11	2	5
Williams	.200	15	3	0	0	PIRATES	.244	431	105	11	43
Youngblood	.250	8	2	0	0						
GIANTS	.225	426	96	15	50						

PITCHER	W-L-S	ERA	G	IP	ER	PITCHER	W-L-S	ERA	G	IP	ER
M. Davis	0-1-0	5.14	1	7.0	4	Drabek	0-1-0	7.11	1	6.1	5
Downs	1-2-0	2.30	4	31.1	8	Dunne	0-1-0	9.00	1	5.0	5
Dravecky (Tot)	2-0-0	1.71	5	21.0	4	Easley	0-0-0	7.36	2	3.2	3
Garrelts	0-1-2	3.38	5	10.2	4	Fisher	1-1-0	4.76	2	11.1	6
Gott	0-0-0	9.00	2	3.0	3	Gideon	1-1-0	7.50	5	6.0	5
Grant	0-0-0	1.69	1	5.1	1	Jones	0-0-0	2.70	3	6.2	2
Hammaker	1-0-0	2.19	2	12.1	3	Kipper	0-1-0	16.88	1	2.2	5
Krukow	0-0-0	9.00	1	4.0	4	Patterson	0-0-0	9.00	1	4.0	4
LaCoss	1-1-0	3.65	2	12.1	5	Reuschel	2-0-0	1.44	3	25.0	4
Lefferts (Tot)	0-1-1	8.31	8	8.2	8	D. Robinson	1-0-2	1.54	7	11.2	2
Price	0-1-0	13.50	2	1.1	2	Smiley	1-0-0	2.89	6	9.1	3
J. Robinson	1-0-0	2.89	5	9.1	3	Taylor	0-0-0	1.29	1	7.0	1
GIANTS	6-6-3	3.03	12	115.2	39	Waik	0-1-0	2.76	5	16.1	5
						PIRATES	6-6-2	3.91	12	115.0	50

ST. LOUIS CARDINALS

EASTERN DIVISION

MAILING ADDRESS: 250 Stadium Plaza, St. Louis, Missouri 63102

TELEPHONE: (314) 421-3060

GAMES AT: Busch Stadium (Capacity - 50,222)

FIELD DIMENSIONS LEFT TO RIGHT: 330 - 414 - 330

GENERAL MANAGER: Dal Maxvill

FIELD MANAGER: Whitey Herzog

YEARS WITH CLUB, RECORD: Eight Years, 637-519

1987 RECORD AND FINISH: 95-67, 1st East, NL Champions

PR DIRECTOR: Kip Ingle

ASSISTANT PR DIRECTOR: Brian Bartow

PRIVATE OFFICE NUMBER: (314) 421-6450

TRAVELING SECRETARY: C.J. Cherre

HOTEL IN SAN FRANCISCO: Westin St. Francis

HOTEL PHONE NUMBER: (415) 397-7000

GIANTS HOTEL IN ST. LOUIS: Marriott

HOTEL PHONE NUMBER: (314) 421-1776

1987 SERIES SCORES

SAN FRANCISCO WON SERIES, 7-5

DATE	SITE	W-L	SCORE	DATE	SITE	W-L	SCORE	DATE	SITE	W-L	SCORE
5/4	St.L.	W	10-7	7/9	St.L.	L	6-7 (10)	7/24	S.F.	W	4-3
5/5	St.L.	W	10-6	7/10	St.L.	L	5-7 (13)	7/25	S.F.	W	5-4
5/12	S.F.	L	5-6	7/11	St.L.	W	3-1	7/26-1	S.F.	W	6-3 (10)
5/13	S.F.	L	6-7	7/12	St.L.	L	2-3	7/26-2	S.F.	W	5-2

GIANTS VS. CARDINALS

— 1987 —

CARDINALS VS. GIANTS

PLAYER	AVG.	AB	H	HR	RBI	PLAYER	AVG.	AB	H	HR	RBI
Aldrete	.438	32	14	0	4	Booker	.571	7	4	0	3
Brenly	.412	34	14	4	8	Clark	.257	35	9	1	4
Brown	.000	2	0	0	0	Coleman	.343	35	12	0	0
Clark	.226	31	7	4	9	Ford	.303	33	10	0	6
C. Davis	.260	50	13	4	10	Herr	.156	32	5	0	2
Leonard	.340	47	16	0	5	Johnson	.000	3	0	0	0
Maldonado	.412	17	7	1	5	Lake	.214	14	3	0	0
Melvin	.304	23	7	0	2	Lindeman	.091	11	1	0	1
Milner	.000	13	0	0	0	McGee	.365	52	19	1	11
Mitchell (Tot)	.308	26	8	1	7	Morris	.250	16	4	1	2
Speier	.265	34	9	2	7	Oquendo	.406	32	13	1	4
Spilman	.400	5	2	0	0	Pagnozzi	.143	7	1	0	0
Thompson	.462	13	6	0	1	Pena	.125	24	3	0	2
Uribe	.345	29	10	0	3	Pendleton	.362	47	17	3	9
Wasinger	.217	23	5	0	0	Smith	.224	49	11	0	2
Williams	.143	14	2	0	0	CARDINALS	.276	424	117	8	49
Woodard	.000	7	0	0	0						
Youngblood	.133	15	2	0	1						
GIANTS	.289	440	127	16	64						

PITCHER	W-L-S	ERA	G	IP	ER	PITCHER	W-L-S	ERA	G	IP	ER
M. Davis	0-1-0	7.20	1	5.0	4	Cox	0-0-0	2.51	2	14.1	4
Downs	1-0-0	4.82	2	9.1	5	Dawley	0-2-0	4.50	6	12.0	6
Dravecky (Tot)	0-0-0	3.38	5	16.0	6	Dayley	0-0-1	0.00	4	4.1	0
Garrelts	3-1-1	3.00	6	12.0	4	Forsch	0-0-0	3.29	3	13.2	5
Gott	0-0-0	4.15	3	4.1	2	Horton	2-1-0	4.72	5	13.1	7
Grant	0-0-0	3.86	1	4.2	2	LaPoint	0-0-0	7.20	1	5.0	4
Hammaker	1-1-0	2.60	5	17.1	5	Magrane	1-1-0	3.60	2	15.0	6
Krukow	0-0-0	4.32	3	16.2	8	Mathews	0-2-0	7.56	3	16.2	14
LaCoss	2-0-0	3.86	5	9.1	4	Perry	0-0-0	10.13	5	5.1	6
Lefferts (Tot)	0-1-1	4.22	7	10.2	5	Soft	1-0-0	6.75	2	1.1	1
Perلمان	0-0-0	0.00	1	0.2	0	Tunnell	1-0-0	13.50	4	2.0	3
Price	0-0-0	—	1	0.0	1	Worrell	0-1-2	7.36	6	7.1	6
Reuschel (Tot)	1-1-0	3.64	4	29.2	12	CARDINALS	5-7-3	5.06	12	110.1	62
D. Robinson (Tot)	1-1-1	4.15	4	4.1	2						
J. Robinson	0-1-2	3.18	6	11.1	4						
GIANTS	7-5-2	3.93	12	112.1	49						

SAN DIEGO PADRES

WESTERN DIVISION

MAILING ADDRESS: 9449 Friars Road, San Diego, California 92108

TELEPHONE: (619) 283-7294

GAMES AT: San Diego Jack Murphy Stadium (Capacity - 58,396)

FIELD DIMENSIONS LEFT TO RIGHT: 330 - 420 - 330

GENERAL MANAGER: Jack McKeon

FIELD MANAGER: Larry Bowa

YEARS WITH CLUB, RECORD: One Year, 65-97

1987 RECORD AND FINISH: 65-97, 6th West

MEDIA RELATIONS DIRECTOR: Bill Beck

ASSISTANT MEDIA RELATIONS DIRECTOR: Mike Swanson

PRIVATE OFFICE NUMBER: (619) 283-7294

TRAVELING SECRETARY: Doc Mattei

HOTEL IN SAN FRANCISCO: Westin St. Francis

HOTEL PHONE NUMBER: (415) 397-7000

HOTEL IN SAN DIEGO: Marriott Hotel and Marina

HOTEL PHONE NUMBER: (619) 234-1500

1987 SERIES SCORES SAN FRANCISCO WON SERIES, 13-5

DATE	SITE	W-L SCORE	DATE	SITE	W-L SCORE	DATE	SITE	W-L SCORE
4/6	S.F.	W 4-3 (12)	6/11	S.F.	W 1-0	6/20	S.D.	L 4-10
4/7	S.F.	W 4-3	6/12	S.F.	L 0-5	6/21	S.D.	W 11-2
4/8	S.F.	W 2-1	6/13	S.F.	L 2-11	9/14	S.F.	W 4-3
4/13	S.D.	W 13-6	6/14	S.F.	L 1-4	9/15	S.F.	W 13-3
4/14	S.D.	W 3-2	6/18	S.D.	L 1-3	9/28	S.D.	W 5-4
4/15	S.D.	W 1-0	6/19	S.D.	W 7-6	9/29	S.D.	W 5-3

GIANTS VS. PADRES

— 1987 —

PADRES VS. GIANTS

PLAYER	AVG.	AB	H	HR	RBI	PLAYER	AVG.	AB	H	HR	RBI
Aldrete	.231	13	3	0	1	Abner	.375	8	3	1	3
Brenly	.207	29	6	2	2	Bochy	.200	5	1	0	0
Brown	.200	40	8	1	4	Byers	.600	5	3	0	0
Clark	.323	62	20	2	6	Cora	.231	26	6	0	0
C. Davis	.302	53	16	4	13	Flannery	.276	29	8	0	2
Leonard	.246	61	15	2	6	Garvey	.000	18	0	0	0
Maldonado	.262	61	16	1	9	Gwynn	.351	57	20	1	6
Manwaring	.000	5	0	0	0	Jefferson	.200	40	8	0	1
Melendez	.800	5	4	0	0	Kruk	.158	38	6	1	2
Melvin	.294	34	10	5	9	Mack	.235	34	8	1	6
Milner	.192	26	5	1	2	Martinez	.327	49	16	6	16
Mitchell	.455	11	5	1	2	Mitchell	.273	44	12	1	4
Reid	.250	4	1	1	1	Nelson	.000	4	0	0	0
Speier	.182	22	4	0	2	Parent	.000	2	0	0	0
Spilman	.111	9	1	0	1	Ready	.326	43	14	2	5
Thompson	.208	53	11	1	6	Salazar	.294	17	5	0	0
Uribe	.200	20	4	1	1	Santiago	.313	67	21	3	11
Wasinger	.429	7	3	0	0	Steels	.231	13	3	0	1
Williams	.243	37	9	1	3	Templeton	.185	65	12	1	5
Youngblood	.333	9	3	0	0	Wynne	.222	18	4	1	3
GIANTS	.246	610	150	25	73	PADRES	.249	614	153	18	65

PITCHER	W-L-S	ERA	G	IP	ER	PITCHER	W-L-S	ERA	G	IP	ER
Bockus	0-0-0	3.27	5	11.0	4	Booker	0-0-0	1.35	4	6.2	1
Comstock	0-0-0	4.91	2	3.2	2	Comstock	0-0-0	10.80	2	3.1	4
M. Davis	0-1-0	6.08	3	13.1	9	M. Davis	0-0-0	6.00	2	3.0	2
Downs	4-0-0	0.87	4	31.0	3	S. Davis	1-1-0	1.29	2	14.0	2
Dravecky	0-0-0	6.75	1	4.0	3	Dravecky	1-2-0	1.86	6	19.1	4
Garrelts	0-0-3	2.51	8	14.1	4	Gorman	0-0-0	18.00	1	2.0	4
Grant	1-0-0	0.00	1	1.1	0	Gossage	0-0-1	0.00	1	2.0	0
Hammaker	1-2-0	5.40	3	15.0	9	Hawkins	1-1-0	5.32	5	22.0	13
Krukow	0-0-0	3.86	2	9.1	4	Hayward	0-0-0	6.00	1	3.0	2
LaCoss	1-1-0	6.10	4	10.1	7	Jones	1-1-0	3.00	5	9.0	3
Lefferts	1-0-1	0.00	2	3.0	0	Lefferts	0-0-1	0.00	6	11.0	0
Mason	1-0-0	4.35	2	10.1	5	Leiper	0-0-0	13.50	2	1.1	2
Perfman	0-0-0	4.00	3	4.0	0	McCullers	0-3-1	4.40	9	14.1	7
Price	0-0-0	2.45	1	3.2	1	Nolte	0-1-0	23.14	1	2.1	6
Reuschel (Tot)	1-0-0	4.50	1	6.0	3	Show	0-2-0	4.32	4	16.2	8
D. Robinson (Tot)	2-0-2	2.63	6	13.2	4	Whitson	1-1-0	2.25	4	24.0	6
J. Robinson	2-1-2	1.42	8	12.2	2	Wojna	0-1-0	4.50	1	6.0	3
GIANTS	13-5-6	3.53	18	163.0	64	PADRES	5-13-3	3.77	18	160.0	67

MLB AND A.L. INFORMATION

COMMISSIONER'S OFFICE: Address: 350 Park Avenue, New York, NY 10022; Telephone (212) 371-7800; News Department Director: Rich Levin. Assistant Director: Jim Small.

NATIONAL LEAGUE OFFICE: Address: 350 Park Avenue, New York, NY 10022; Telephone: (212) 371-7300; PR Director: Katy Feeney.

AMERICAN LEAGUE OFFICE: Address: 350 Park Avenue, New York, NY 10022; Telephone: (212) 371-7600; PR Director: Phyllis Merhige.

BALTIMORE ORIOLES: Address: Memorial Stadium, Baltimore, MD 21218; Telephone: (301) 243-9800; Games at Memorial Stadium (Capacity - 53,208); PR Director: Bob Brown; Media Information Director: Rick Vaughn.

BOSTON RED SOX: Address: Fenway Park, 24 Yawkey Way, Boston MA 02215; Telephone: (617) 267-9440; Games at Fenway Park (Capacity - 33,465); PR and Publicity Director: Dick Bresciani; Assistant Publicity Director: Josh Spofford.

CALIFORNIA ANGELS: Address: P.O. Box 2000, Anaheim, CA 92803; Telephone: (714) 937-6700; Games at Anaheim Stadium (Capacity - 65,158); PR Director: Tim Mead; Publications Director: John Sevano.

CHICAGO WHITE SOX: Address: Comiskey Park, 324 West 35th Street, Chicago, IL 60616; Telephone: (312) 924-1000; Games at Comiskey Park (Capacity - 44,087); PR Director: Paul Jensen; Assistant PR Director: Tim Clodjéaux.

CLEVELAND INDIANS: Address: Cleveland Stadium, Boudreau Boulevard, Cleveland, OH 44114; Telephone: (216) 861-1200; Games at Cleveland Stadium (Capacity - 74,208); PR Director: Rick Minch. Assistant PR Director: Susie Gharrity.

DETROIT TIGERS: Address: Tiger Stadium, 2121 Trumbull Avenue, Detroit, MI 48216; Telephone: (313) 962-4000; Games at Tiger Stadium (Capacity 52,806); PR Director: Dan Ewald; Assistant PR Director: Greg Shea.

KANSAS CITY ROYALS: Address: P.O. Box 1969, Kansas City, MO 64141; Telephone: (816) 921-2200; Games at Royals Stadium (Capacity - 40,625); Vice President, PR: Dean Vogelaar; Assistant PR Director: Steve Fink.

MILWAUKEE BREWERS: Address: County Stadium, 201 South 46th Street, Milwaukee, WI 53214; Telephone: (414) 933-4114; Games at Milwaukee County Stadium (Capacity - 53,192); Publicity Director: Tom Skibosh; Publications Director: Mario Ziino.

MINNESOTA TWINS: Address: 501 Chicago Avenue South, Minneapolis, MN 55415; Telephone: (612) 375-1366; Games at Hubert H. Humphrey Metrodome (Capacity - 55,244); Media Relations Director: Tom Mee; Assistant MR Director: Remzi Kiratli.

NEW YORK YANKEES: Address: Yankee Stadium, Bronx, NY 10451; Telephone: (212) 293-4300; Games at Yankee Stadium (Capacity - 57,545); Media Relations Director: Harvey Greene; Assistant Media Relations Director: Lou D'Ernilio.

OAKLAND ATHLETICS: Address: Oakland Coliseum, Oakland, CA 94621; Telephone: (415) 638-4900; Games at Oakland Coliseum (Capacity - 50,219); Baseball Information Director: Jay Alves; Media Relations Director: Kathy Jacobson.

SEATTLE MARINERS: Address: 100 South King Street, Suite 300, Seattle, WA 98104; Telephone: (206) 628-3555; Games at Kingdome (Capacity - 59,438); PR Director: Bob Porter; Assistant PR Director: Ethan Kelly.

TEXAS RANGERS: Address: P.O. Box 1111, Arlington, TX 76010; Telephone: (817) 273-5222; Games at Arlington Stadium (Capacity - 41,284); Media Relations Director: John Blake; Assistant MR Director: Larry Kelly.

TORONTO BLUE JAYS: Address: Box 7777, Adelaide Street Post Office, Toronto, Ontario, Canada M5C 2K7; Telephone: (416) 595-0077; Games at Exhibition Stadium (Capacity - 43,737); PR Director: Howard Starkman; Assistant PR Director: Gary Oswald.

S.F. VS. THE NATIONAL LEAGUE

	Braves W-L	Reds W-L	Astros W-L	Dodgers W-L	Padres W-L	Cubs W-L	Expos W-L	Mets W-L	Phillies W-L	Pirates W-L	Cards W-L
1958	6-16	11-11	—	16-6	—	10-12	—	—	14-8	10-12	13-9
1959	10-12	14-8	—	8-14	—	10-12	—	—	13-9	12-10	16-6
1960	8-14	11-11	—	12-10	—	13-9	—	—	14-8	8-14	13-9
1961	11-11	10-12	—	12-10	—	17-5	—	—	14-8	12-10	9-13
1962	11-7	11-7	11-7	11-10	—	12-6	—	14-4	13-5	11-7	9-9
1963	8-10	10-8	10-8	9-9	—	8-10	—	12-6	10-8	13-5	8-10
1964	9-9	11-7	11-7	12-6	—	9-9	—	11-7	8-10	10-8	9-9
1965	8-10	12-6	15-3	8-10	—	12-6	—	13-5	10-8	7-11	10-8
1966	10-8	10-7	12-6	9-9	—	12-6	—	9-9	8-10	11-7	12-6
1967	8-10	10-8	12-6	13-5	—	8-10	—	13-5	10-8	10-8	7-11
1968	9-9	10-8	10-8	9-9	—	9-9	—	11-7	9-9	11-7	10-8
1969	9-9	8-10	8-10	13-5	12-6	6-6	11-1	4-8	9-3	7-5	3-9
1970	11-7	9-9	8-10	9-9	13-5	5-7	6-6	6-6	4-8	8-4	7-5
1971	11-7	9-9	9-9	6-12	13-5	9-3	5-7	8-4	6-6	9-3	5-7
1972	11-7	5-10	5-13	9-9	10-4	5-7	6-6	4-8	6-6	3-9	5-7
1973	10-8	8-10	7-11	9-9	11-7	10-2	6-6	7-5	7-5	7-5	6-6
1974	10-8	7-11	8-10	6-12	7-11	6-6	8-4	6-6	4-8	4-8	6-6
1975	9-8	5-13	13-5	8-10	10-8	7-5	7-5	4-8	5-7	7-5	5-7
1976	9-9	9-9	8-10	10-8	10-8	4-8	5-7	5-7	6-6	3-9	5-7
1977	10-8	8-10	9-9	4-14	10-8	3-9	6-6	5-7	3-9	10-2	7-5
1978	7-11	6-12	12-6	7-11	10-8	8-4	7-5	9-3	6-6	8-4	9-3
1979	7-11	12-6	11-7	4-14	10-8	4-8	5-7	4-8	6-6	3-9	5-7
1980	6-11	11-7	7-11	5-13	8-10	7-5	5-7	9-3	6-6	4-8	7-5
1981	7-5	5-9	6-9	5-7	7-6	5-5	5-2	4-2	3-4	7-3	2-3
1982	10-8	12-6	13-5	9-9	8-10	6-6	8-4	8-4	2-10	6-6	5-7
1983	9-9	8-10	6-12	13-5	7-11	8-4	4-8	7-5	7-5	6-6	4-8
1984	8-10	6-12	6-12	8-10	5-13	3-9	5-7	8-4	4-8	6-6	7-5
1985	8-10	6-12	3-15	7-11	6-12	6-6	5-7	4-8	6-6	9-3	2-10
1986	11-7	9-9	9-9	10-8	10-8	6-6	7-5	5-7	3-9	8-4	5-7
1987	10-8	11-7	8-10	8-10	13-5	7-5	7-5	3-9	10-2	6-6	7-5
Totals	271-277	274-274	237-228	269-284	180-153	235-205	118-105	193-155	226-211	236-204	218-217

HOME

1958	4-7	5-6	—	9-2	—	5-6	—	—	7-4	6-5	8-3
1959	5-6	7-4	—	2-9	—	6-5	—	—	7-4	7-4	8-3
1960	7-4	6-5	—	7-4	—	5-6	—	—	8-3	5-6	7-4
1961	7-4	3-8	—	8-3	—	10-1	—	—	5-6	7-4	5-6
1962	7-2	7-2	4-5	7-3	—	8-1	—	7-2	7-2	8-1	6-3
1963	2-7	5-4	6-3	6-3	—	5-4	—	7-2	5-4	8-1	6-3
1964	5-4	5-4	7-2	7-2	—	3-6	—	5-4	3-6	5-4	4-5
1965	4-5	7-2	8-1	4-5	—	7-2	—	6-3	5-4	6-3	4-5
1966	4-5	6-3	8-1	5-4	—	5-4	—	4-5	5-4	4-5	6-3
1967	4-5	5-4	8-1	7-2	—	4-5	—	7-2	6-4	7-2	3-6
1968	5-4	3-6	6-3	4-5	—	5-4	—	6-3	5-4	4-5	4-5
1969	7-2	5-4	7-2	7-2	5-4	3-3	5-1	3-3	6-0	3-3	1-5
1970	6-3	6-3	6-3	4-5	6-3	3-3	3-3	3-3	2-4	5-1	4-2
1971	5-4	5-4	5-4	2-7	8-1	6-0	5-1	4-2	3-3	5-1	3-3
1972	7-2	3-6	1-8	6-3	4-1	3-3	2-4	2-4	3-3	2-4	1-5
1973	7-2	3-6	4-5	5-4	6-3	4-2	3-3	4-2	5-1	3-3	3-3
1974	4-5	5-4	4-5	2-7	5-4	2-4	4-2	3-3	2-4	2-4	4-2
1975	5-4	3-6	5-4	5-4	6-3	5-1	2-4	3-3	3-3	5-1	4-2
1976	4-5	3-6	6-3	4-5	6-3	2-4	4-2	2-4	4-2	3-3	2-4
1977	7-2	5-4	4-5	1-8	4-5	2-4	3-3	3-3	1-5	5-1	3-3
1978	4-5	3-6	8-1	4-5	5-4	4-2	4-2	4-2	5-1	4-2	5-1
1979	3-6	7-2	5-4	3-6	5-4	2-4	2-4	3-3	4-2	0-6	4-2
1980	4-5	6-3	6-3	3-6	6-3	3-3	2-4	5-1	2-4	2-4	5-1
1981	4-3	2-3	4-5	2-4	3-4	3-1	2-1	2-1	2-1	4-0	1-1
1982	4-5	7-2	8-1	4-5	4-5	3-3	4-2	4-2	1-5	3-3	3-3
1983	5-4	3-6	3-6	7-2	5-4	5-1	2-4	3-3	4-2	3-3	3-3
1984	4-5	5-4	4-5	5-4	2-7	1-5	2-4	3-3	1-5	6-0	2-4
1985	4-5	6-3	2-7	4-5	5-4	3-3	2-4	2-4	4-2	5-1	1-5
1986	6-3	4-5	5-4	6-3	7-2	2-4	3-3	2-4	3-3	4-2	4-2
1987	5-4	6-3	6-3	4-5	6-3	3-3	3-3	1-5	5-1	3-3	4-2
Totals	149-127	146-128	140-94	144-132	98-67	122-97	57-54	98-76	123-96	134-85	118-99

ROAD

1958	2-9	6-5	—	7-4	—	5-6	—	—	7-4	4-7	5-6
1959	5-6	7-4	—	6-5	—	4-7	—	—	6-5	5-6	8-3
1960	1-10	5-6	—	5-6	—	8-3	—	—	6-5	3-8	6-5
1961	4-7	7-4	—	4-7	—	7-4	—	—	9-2	5-6	4-7
1962	4-5	4-5	7-2	4-7	—	4-5	—	7-2	6-3	3-6	3-6
1963	6-3	5-4	4-5	3-6	—	3-6	—	5-4	5-4	5-4	2-7
1964	4-5	6-3	4-5	5-4	—	6-3	—	6-3	5-4	5-4	5-4
1965	4-5	5-4	7-2	4-5	—	5-4	—	7-2	5-4	1-8	6-3
1966	6-3	4-4	4-5	4-5	—	7-2	—	5-4	3-6	7-2	6-3
1967	4-5	5-4	4-5	6-3	—	4-5	—	6-3	4-4	3-6	4-5
1968	4-5	7-2	4-5	5-4	—	4-5	—	5-4	4-5	7-2	6-3
1969	2-7	3-6	1-8	6-3	7-2	3-3	6-0	1-5	3-3	4-2	2-4
1970	5-4	3-6	2-7	5-4	7-2	2-4	3-3	3-3	2-4	3-3	3-3
1971	6-3	4-5	4-5	4-5	5-4	3-3	0-6	4-2	3-3	4-2	2-4
1972	4-5	2-4	4-5	3-6	6-3	2-4	4-2	2-4	3-3	1-5	4-2
1973	3-6	5-4	3-6	4-5	5-4	6-0	3-3	3-3	2-4	4-2	3-3
1974	6-3	2-7	4-5	4-5	2-7	4-2	4-2	3-3	2-4	2-4	2-4
1975	4-4	2-7	8-1	3-6	4-5	2-4	5-1	1-5	2-4	2-4	1-5
1976	5-4	6-3	2-7	6-3	4-5	2-4	1-5	3-3	2-4	0-6	3-3
1977	3-6	3-6	5-4	3-6	6-3	1-5	3-3	2-4	2-4	5-1	4-2
1978	3-6	3-6	4-5	3-6	5-4	4-2	3-3	5-1	1-5	4-2	4-2
1979	4-5	5-4	6-3	1-8	5-4	2-4	3-3	1-5	2-4	3-3	1-5
1980	2-6	5-4	1-8	2-7	2-7	4-2	3-3	4-2	4-2	2-4	2-4
1981	3-2	3-6	2-4	3-3	4-2	2-4	3-1	2-1	1-3	3-3	1-2
1982	6-3	5-4	5-4	5-4	4-5	3-3	4-2	4-2	1-5	3-3	2-4
1983	4-5	5-4	3-6	6-3	2-7	3-3	2-4	4-2	3-3	3-3	1-5
1984	4-5	1-8	2-7	3-6	3-6	2-4	3-3	5-1	3-3	0-6	5-1
1985	4-5	0-9	1-8	3-6	1-8	3-3	3-3	2-4	2-4	4-2	1-5
1986	5-4	5-4	4-5	4-5	3-6	4-2	4-2	3-3	0-6	4-2	1-5
1987	5-4	5-4	2-7	4-5	7-2	4-2	4-2	2-4	5-1	3-3	3-3
Totals	122-150	128-146	97-134	125-152	82-86	113-108	61-51	95-79	103-115	102-119	100-118

Giants History



GIANTS FRANCHISE YEAR-BY-YEAR

Known as New York Gothams, 1883-1885

New York Giants, 1886-1957

San Francisco Giants, 1958-present

Year	Manager	Record	Pct.	GB	Finish
1883	John Clapp-Jim Mutrie	46-50	479	16	6
1884	Jim Price-Jim Mutrie	62-50	554	22	T4
1885	Jim Mutrie	85-27	759	2	2
1886	Jim Mutrie	75-44	630	12½	3
1887	Jim Mutrie	68-55	553	10½	4
1888	Jim Mutrie	84-47	641	+ 9	1†
1889	Jim Mutrie	83-43	659	+ 1	1†
1890	Jim Mutrie	63-68	481	24	6
1891	Jim Mutrie	71-61	538	13	3
1892	Pat Powers	71-80	470	31½	8
1893	Monte Ward	68-64	515	19½	5
1894	Monte Ward	88-44	667	3	2
1895	George Davis-Jack Doyle-Harvey Watkins	66-65	504	21½	9
1896	Arthur Irwin-Bill Joyce	64-67	489	27	7
1897	Bill Joyce	83-48	634	9½	3
1898	Bill Joyce-Cap Anson	77-73	513	25½	7
1899	John Day-Fred Hoey	60-90	400	42	10
1900	Buck Ewing-George Davis	60-78	435	23	8
1901	George Davis	52-85	380	37	7
1902	Horace Fogel-Heinie Smith-John McGraw	48-88	353	53½	8
1903	John McGraw	84-55	604	6½	2
1904	John McGraw	106-47	693	+ 13	1
1905	John McGraw	105-48	686	+ 9	1†
1906	John McGraw	96-56	632	20	2
1907	John McGraw	82-71	536	25½	4
1908	John McGraw	98-56	636	1	T2
1909	John McGraw	92-61	601	18½	3
1910	John McGraw	91-63	591	13	2
1911	John McGraw	99-54	647	+ 7½	1
1912	John McGraw	103-48	682	+ 10	1
1913	John McGraw	101-51	664	+ 12½	1
1914	John McGraw	84-70	545	10½	2
1915	John McGraw	69-83	454	21	8
1916	John McGraw	86-66	566	7	4
1917	John McGraw	98-56	636	+ 10	1
1918	John McGraw	71-53	573	10½	2
1919	John McGraw	87-53	621	9	2
1920	John McGraw	86-68	558	7	2
1921	John McGraw	94-59	614	+ 4	1†
1922	John McGraw	93-61	604	+ 7	1†
1923	John McGraw	95-58	621	+ 4½	1
1924	John McGraw	93-60	608	+ 1½	1
1925	John McGraw	86-66	566	8½	2
1926	John McGraw	74-77	490	13½	5
1927	John McGraw	92-62	597	2	3
1928	John McGraw	93-61	604	2	2
1929	John McGraw	84-67	556	13½	3
1930	John McGraw	87-67	565	5	3
1931	John McGraw	87-65	572	13	2
1932	John McGraw-Bill Terry	72-82	468	18	T6
1933	Bill Terry	91-61	599	+ 5	1†
1934	Bill Terry	93-60	608	2	2
1935	Bill Terry	91-62	595	8½	3
1936	Bill Terry	92-62	597	+ 5	1
1937	Bill Terry	95-57	625	+ 3	1
1938	Bill Terry	83-67	553	5	3
1939	Bill Terry	77-74	510	18½	5
1940	Bill Terry	72-80	474	27½	6
1941	Bill Terry	74-79	484	25½	5
1942	Mel Ott	85-67	559	20	3
1943	Mel Ott	55-98	359	49½	8
1944	Mel Ott	67-87	435	38	5
1945	Mel Ott	78-74	513	19	5
1946	Mel Ott	61-93	396	36	8
1947	Mel Ott	81-73	526	13	4
1948	Mel Ott-Leo Durocher	78-76	506	13½	5
1949	Leo Durocher	73-81	474	24	5

Year	Manager	Record	Pct.	GB	Finish
1950	Leo Durocher	86-68	.558	5	3
1951	Leo Durocher	98-59	.624	+ 1	T1
1952	Leo Durocher	92-62	.597	4½	2
1953	Leo Durocher	70-84	.455	35	5
1954	Leo Durocher	97-57	.630	+ 5	1†
1955	Leo Durocher	80-74	.519	18½	3
1956	Bill Rigney	67-87	.435	26	6
1957	Bill Rigney	69-85	.448	26	6
1958*	Bill Rigney	80-74	.519	12	3
1959*	Bill Rigney	83-71	.539	4	3
1960	Bill Rigney-Tom Sheehan	79-75	.513	16	5
1961	Alvin Dark	85-69	.552	8	3
1962	Alvin Dark	103-62	.624	+ 1	1
1963	Alvin Dark	88-74	.543	11	3
1964	Alvin Dark	90-72	.556	3	4
1965	Herman Franks	95-67	.586	2	2
1966	Herman Franks	93-68	.578	1½	2
1967	Herman Franks	91-71	.562	10½	2
1968	Herman Franks	88-74	.543	9	2
1969	Clyde King	90-72	.556	3	2W
1970	Clyde King-Charlie Fox	86-76	.531	16	3W
1971	Charlie Fox	90-72	.556	+ 1	1W
1972	Charlie Fox	69-86	.445	26½	5W
1973	Charlie Fox	88-74	.543	11	3W
1974	Charlie Fox-Wes Westrum	72-90	.444	30	5W
1975	Wes Westrum	80-81	.497	27½	3W
1976	Bill Rigney	74-88	.457	28	4W
1977	Joe Altobelli	75-87	.463	23	4W
1978	Joe Altobelli	89-73	.549	6	3W
1979	Joe Altobelli-Dave Bristol	71-91	.438	19½	4W
1980	Dave Bristol	75-86	.466	17	5W
1981	Frank Robinson	56-55	.505	10/3½	5/3W
1982	Frank Robinson	87-75	.537	2	3W
1983	Frank Robinson	79-83	.488	12	5W
1984	Frank Robinson-Danny Ozark	66-96	.407	26	6W
1985	Jim Davenport-Roger Craig	62-100	.383	33	6W
1986	Roger Craig	83-79	.512	13	3W
1987	Roger Craig	90-72	.556	+ 6	1W

GIANTS TOTALS, 105 SEASONS

8524-7211 .542

SAN FRANCISCO TOTALS, 30 SEASONS

2457-2313 .515

†Denotes World Championship

*Denotes games played at Seals Stadium

LONGEST WINNING AND LOSING STREAKS

Year	Won	Lost	Year	Won	Lost
1958	6	6	1973	7	5
1959	4	5	1974	4	6
1960	7	6	1975	7	8
1961	6	6	1976	5	7
1962	10	6	1977	6	8
1963	9	7	1978	8	7
1964	5	6	1979	4	8
1965	14	3	1980	7	6
1966	12	4	1981	5	5
1967	7	6	1982	10	6
1968	5	3	1983	6	4
1969	9	5	1984	6	9
1970	5	4	1985	4	10
1971	9	7	1986	6	4
1972	5	8	1987	7	6

ALL-TIME GIANTS HIGHS

WON - 26 (1916)
LOST - 13 (1902, 1944)

YEARLY TEAM TOTALS—1958-1987

BATTING

Year	AVG.	AB	R	H	2B	3B	HR	RBI	SH	SF	HP	BB	IB	SO	SB	CS	E
1958	.263	5318	727	1399	250	42	170	682	68	45	34	531	54	817	64	29	152
1959	.261	5281	705	1377	239	35	167	660	73	38	25	473	67	875	81	34	152
1960	.255	5324	671	1357	220	62	130	622	60	39	33	467	61	846	86	45	166
1961	.264	5233	773	1379	219	32	183	709	70	48	30	506	58	764	79	54	133
1962	.278	5588	878	1552	235	32	204	807	76	48	46	523	46	822	73	50	142
1963	.258	5579	725	1442	206	35	197	680	72	39	45	441	53	889	55	49	156
1964	.246	5535	656	1360	185	38	165	608	78	47	33	505	74	900	64	35	159
1965	.252	5491	682	1384	169	43	159	622	79	37	31	476	68	839	48	28	145
1966	.248	5538	675	1373	195	31	181	626	71	27	32	413	65	855	28	26	172
1967	.246	5524	652	1355	201	39	140	604	92	27	42	520	75	978	22	30	134
1968	.239	5441	597	1301	159	33	108	566	90	44	47	508	55	903	49	32	159
1969	.242	5474	713	1325	182	28	136	658	82	38	66	712	82	1053	70	32	168
1970	.262	5577	830	1461	240	35	164	773	93	38	56	714	92	992	79	26	172
1971	.247	5461	706	1348	224	36	140	653	69	37	31	654	86	1042	101	36	179
1972	.244	5245	662	1281	211	36	150	600	64	39	30	480	42	964	123	45	156
1973	.262	5537	739	1452	212	52	161	684	75	37	35	590	82	913	112	52	163
1974	.252	5482	634	1380	228	38	93	568	75	24	30	548	57	869	107	51	175
1975	.259	5447	659	1412	235	45	84	606	62	51	22	604	52	776	99	47	146
1976	.246	5452	595	1340	211	37	85	552	80	48	25	518	52	778	88	55	186
1977	.253	5497	673	1392	227	41	134	624	78	51	21	568	90	842	90	59	179
1978	.248	5364	613	1331	240	41	117	576	127	40	17	554	75	814	87	54	146
1979	.246	5395	672	1328	192	36	125	616	89	47	20	580	61	925	140	73	163
1980	.244	5368	573	1310	199	44	80	539	100	54	14	509	61	840	100	58	159
1981	.250	3766	427	941	161	26	63	399	65	27	14	386	49	543	89	50	102
1982	.253	5499	673	1393	213	30	133	631	59	45	17	607	70	915	130	56	173
1983	.247	5369	687	1324	206	30	142	638	64	46	28	619	62	990	140	78	171
1984	.265	5650	682	1499	229	26	112	646	51	44	17	528	44	980	126	76	173
1985	.233	5420	556	1263	217	31	115	517	93	25	37	488	53	962	99	55	148
1986	.253	5501	698	1394	269	29	114	637	101	34	37	536	86	1087	148	93	143
1987	.260	5608	783	1458	274	32	205	731	55	35	39	511	73	1094	126	97	129

PITCHING

Year	W-L	ERA	G	CG	SHO	SV	IP	H	R	ER	HR	HB	BB	IB	SO
1958	80-74	3.98	154	38	7	25	1389	1400	683	614	166	39	512	46	775
1959	83-71	3.47	154	52	12	23	1376	1279	613	530	139	33	500	53	873
1960	79-75	3.44	156	55	16	26	1396	1288	631	534	107	23	512	58	897
1961	85-69	3.77	155	39	9	30	1388	1306	655	582	152	33	502	70	924
1962	103-62	3.19	165	62	10	39	1462	1399	690	616	148	26	503	39	886
1963	88-74	3.35	162	46	9	30	1469	1380	641	526	126	34	464	64	954
1964	90-72	3.19	162	48	17	30	1476	1348	587	523	118	37	480	59	1023
1965	95-67	3.20	163	42	17	27	1465	1325	593	521	137	37	405	65	1061
1966	93-68	3.24	161	52	14	21	1475	1370	626	531	140	34	359	54	971
1967	91-71	2.92	162	64	17	18	1475	1283	551	478	113	27	453	93	990
1968	88-74	2.71	163	77	20	13	1468	1302	529	442	86	24	344	87	940
1969	90-72	3.26	162	70	15	17	1475	1392	636	534	120	35	462	65	902
1970	86-76	4.54	162	49	7	32	1446	1503	826	737	156	30	577	57	953
1971	90-72	3.32	162	45	14	30	1455	1324	644	536	128	30	471	49	831
1972	69-86	3.69	155	44	8	23	1386	1309	649	569	130	31	507	57	771
1973	88-74	3.79	162	33	8	44	1452	1442	702	612	145	30	485	59	787
1974	72-90	3.78	162	27	11	25	1439	1409	723	604	116	24	559	61	756
1975	80-81	3.74	161	37	9	24	1433	1406	671	595	92	38	612	93	856
1976	74-88	3.53	162	27	18	31	1462	1464	686	573	68	23	518	55	746
1977	75-87	3.75	162	27	10	33	1459	1501	608	529	114	27	529	53	854
1978	89-73	3.30	162	42	17	29	1455	1377	594	534	84	22	453	76	840
1979	71-91	4.16	162	25	6	34	1436	1484	751	664	143	27	577	95	880
1980	75-86	3.46	161	27	10	35	1448	1446	634	556	92	30	492	78	811
1981	56-55	3.28	111	8	9	33	1009	970	414	368	57	24	393	56	561
1982	87-75	3.64	162	18	4	45	1465	1507	687	592	109	25	466	89	810
1983	79-83	3.70	162	20	9	47	1446	1431	697	594	127	31	520	95	881
1984	66-96	4.39	162	9	7	38	1461	1589	807	713	125	34	549	83	854
1985	62-100	3.61	162	13	5	24	1448	1348	674	581	125	19	572	76	985
1986	83-79	3.33	162	18	10	35	1460.1	1264	618	541	121	29	591	78	992
1987	90-72	3.68	162	19	10	38	1471	1407	669	601	146	27	547	86	1038

MONTH-BY-MONTH RECORDS 1958-1987

1958		1959		1960		1961	
April	9-5	April	9-7	April	10-5	April	10-6
May	18-12	May	17-12	May	16-11	May	16-10
June	10-16	June	17-14	June	11-16	June	15-15
July	17-11	July	14-12	July	13-11	July	13-15
August	14-17	August	16-12	August	12-19	August	15-11
September	12-13	September	10-14	September	15-13	September	15-11
				October	2-0	October	1-1
1962		1963		1964		1965	
April	15-5	April	11-9	April	8-3	April	7-9
May	20-10	May	19-9	May	18-14	May	19-11
June	16-13	June	13-15	June	19-11	June	14-13
July	16-11	July	16-14	July	14-16	July	15-10
August	18-10	August	14-14	August	14-15	August	17-14
September	16-12	September	14-13	September	15-11	September	21-9
October	2-1			October	2-2	October	2-1
1966		1967		1968		1969	
April	11-7	April	7-9	April	10-7	April	15-6
May	19-9	May	17-10	May	16-14	May	9-16
June	18-12	June	16-16	June	14-16	June	15-14
July	13-16	July	14-15	July	12-15	July	18-11
August	17-11	August	16-14	August	21-10	August	17-12
September	12-13	September	20-7	September	15-12	September	16-13
October	3-0	October	1-0				
1970		1971		1972		1973	
April	10-12	April	18-5	April	6-10	April	18-6
May	14-14	May	19-9	May	9-21	May	14-14
June	12-12	June	13-15	June	13-15	June	13-14
July	13-14	July	15-14	July	16-8	July	15-12
August	20-11	August	14-13	August	12-16	August	13-13
September	17-13	September	11-16	September	13-13	September	15-15
				October	3-0		
1974		1975		1976		1977	
April	11-12	April	10-11	April	7-10	April	8-11
May	16-13	May	13-11	May	11-20	May	13-16
June	7-20	June	14-17	June	13-17	June	14-16
July	14-13	July	15-14	July	15-11	July	12-15
August	12-15	August	15-15	August	10-18	August	15-14
September	11-16	September	13-13	September	18-10	September	12-14
October	1-1			October	0-2	October	1-1
1978		1979		1980		1981	
April	10-10	April	9-14	April	6-14	April	9-12
May	20-6	May	16-12	May	13-13	May	16-13
June	17-13	June	13-13	June	15-13	June	2-7
July	16-14	July	14-16	July	16-11	July	-
August	14-13	August	8-18	August	16-13	August	12-8
September	12-16	September	11-18	September	7-19	September	16-13
October	0-1			October	2-3	October	1-2
1982		1983		1984		1985	
April	9-11	April	7-14	April	7-16	April	7-12
May	12-18	May	19-7	May	9-13	May	10-16
June	14-13	June	12-16	June	14-16	June	10-20
July	14-12	July	13-16	July	10-17	July	13-14
August	17-12	August	12-17	August	16-16	August	11-14
September	20-7	September	14-13	September	10-18	September	9-20
October	1-2	October	2-0			October	2-4
1986		1987					
April	13-8	April	16-7				
May	12-15	May	11-15				
June	16-12	June	11-16				
July	12-14	July	14-13				
August	12-16	August	18-11				
September	16-11	September	18-8				
October	2-3	October	2-2				

GIANTS OWNERS

	Years		Years
John B. Day	1883-92	Harry N. Hempstead	1912-18
C.C. Van Cott	1893-94	Charles A. Stoneham	1919-35
Andrew Freedman	1895-1902	Horace C. Stoneham	1936-75
John T. Brush	1903-12	Robert A. Lurie	1976-

GIANTS OPENING DAY LINEUPS

1958	Davenport King Mays Kirkland Cepeda Spencer O'Connell Thomas Gomez	3B LF CF RF 1B SS 2B C P	1959	Davenport Brandt Mays Cepeda Kirkland Spencer Rodgers Schmidt Antonelli	3B LF CF 1B RF 2B SS C P	1960	Blasingame Davenport Mays McCovey Cepeda Kirkland Bressoud Schmidt Jones	2B 3B CF LF 1B RF SS C P	1961	F. Alou Kuenn Mays McCovey Cepeda Haller Hiller Bressoud Jones	LF 3B CF 1B RF C 2B SS P
1962	Kuenn Pagan Mays Cepeda F. Alou Bailey Davenport Hiller Marichal	LF SS CF 1B RF C 3B 2B P	1963	Hiller Davenport Mays McCovey Cepeda Haller F. Alou Pagan Sanford	2B 3B CF LF 1B C RF SS P	1964	Kuenn Davenport McCovey Mays Cepeda Hart Haller Pagan Marichal	RF 2B LF CF 1B 3B C SS P	1965	Kuenn Lanier Mays Hart McCovey J. Alou Haller Pagan Marichal	LF 2B CF 3B 1B RF C SS P
1966	Lanier Gabrielson Mays McCovey Hart J. Alou Haller Fuentes Marichal	2B LF CF 1B 3B RF C SS P	1967	Henderson J. Alou Mays McCovey Hart Haller Davenport Lanier Marichal	RF LF CF 1B 3B C SS 2B P	1968	Hunt Davenport Mays McCovey Hart Hiatt J. Alou Lanier Marichal	2B 3B CF 1B LF C RF SS P	1969	Mays Hunt Bonds McCovey Hart Dietz Etheridge Lanier Marichal	CF 2B RF 1B LF C 3B SS P
1970	Bonds Gallagher Mays McCovey Henderson Dietz Fuentes Lanier Perry	RF 3B CF 1B LF C 2B SS P	1971	Bonds Fuentes Mays McCovey Henderson Dietz Gallagher Lanier Marichal	RF 2B CF 1B LF C 3B SS P	1972	Mays Fuentes Henderson McCovey Bonds Kingman Healy Speier Marichal	CF 2B LF 1B LF 3B C SS P	1973	Bonds Fuentes Speier McCovey Maddox Gallagher Matthews Rader Marichal	RF 2B SS 1B CF 3B LF C P
1974	Bonds Fuentes Maddox Matthews Ontiveros Kingman Speier Rudolph Bradley	RF 2B CF LF 1B 3B SS C P	1975	Maddox Thomas Thomasson Murcer Matthews Speier Ontiveros Rader Barr	CF 2B 1B RF LF SS 3B C P	1976	Thomas Joshua Murcer Matthews Montanez Speier Reitz Rader Montefusco	2B CF RF LF 1B SS 3B C P	1977	Thomasson Andrews Madlock Evans McCovey Whitfield Speier Hill Montefusco	CF 2B 3B LF 1B RF SS C P
1978	Herndon Andrews Evans McCovey J. Clark Whitfield Hill LeMaster Montefusco	CF 2B 3B 1B RF LF C SS P	1979	North Whitfield Madlock J. Clark Evans Ivie Hill Metzger Blue	CF LF 2B RF 3B 1B C SS P	1980	North Evans J. Clark Ivie Herndon Stennett Hill LeMaster Knepper	CF 3B RF 1B LF 2B C SS P	1981	North Cabell Morgan J. Clark Evans Herndon May LeMaster Blue	CF 1B 2B RF 3B LF C SS P
1982	C. Davis Morgan J. Clark Smith Evans Leonard May LeMaster Holland	LF 2B RF 1B 3B CF C SS P	1983	LeMaster Kuiper C. Davis J. Clark Leonard Evans Brenly O'Malley Krukow	SS 2B CF RF LF 1B C 3B P	1984	LeMaster Trillo J. Clark Oliver Leonard Youngblood C. Davis Brenly M. Davis	SS 2B RF 1B LF 3B CF C P	1985	Gladden Trillo C. Davis Leonard Brenly Green Brown LeMaster Hammaker	CF 2B RF LF C 1B 3B SS P
1986	Gladden W. Clark C. Davis Leonard Brown Brenly Thompson Uribe Krukow	CF 1B RF LF 3B C 2B SS P	1987	W. Clark Brown Leonard Maldonado C. Davis Brenly Thompson Uribe Krukow	1B 3B LF RF CF C 2B SS P						

SAN FRANCISCO GIANTS RECORDS 1958-1987

BATTING

Player Longest With Club	Willie McCovey (19 years)
Highest Batting Average (Season)	Willie Mays (.347) 1958
Most Games (Season)	Jose Pagan (164) 1962
Most Games (Lifetime)	Willie McCovey (2256)
Most At Bats (Season)	Bobby Bonds (663) 1970
Most At Bats (Lifetime)	Willie Mays (7578)
Most Hits (Season)	Willie Mays (208) 1958
Most Hits (Lifetime)	Willie Mays (2284)
Most Hits (Game)	Jesus Alou (6) 7/10/64
Most Hits (Rookie Season)	Orlando Cepeda (188) 1958
Most Pinch Hits (Season)	Candy Maldonado (17) 1986
Most Runs Scored (Season)	Bobby Bonds (134) 1970
Most Runs Scored (Lifetime)	Willie Mays (1480)
Longest Consecutive Game Hitting Streak	Jack Clark (26) 1978
Most Doubles (Season)	Jack Clark (46) 1978
Most Triples (Season)	Willie Mays (12) 1960
Most Home Runs (Season)	Willie Mays (52) 1965
Most Home Runs (Lifetime)	Willie McCovey (469)
Most Home Runs (Game)	Willie Mays (4) 4/30/61
Most Pinch Hit Home Runs (Season)	Mike Ivie (4) 1978
	Candy Maldonado (4) 1986
Most Home Runs (Rookie Season)	Jim Ray Hart (31) 1964
Most Grand Slam Home Runs (Season)	Willie McCovey (3) 1967
Most Pinch Hit Grand Slam Home Runs (Season)	Mike Ivie (2) 1978
Most Runs Batted In (Season)	Orlando Cepeda (142) 1961
Most Runs Batted In (Lifetime)	Willie McCovey (1388)
Most Runs Batted In (Game)	Willie Mays (8) 4/30/61
	Orlando Cepeda (8) 7/4/61
Most Runs Batted In (Rookie Season)	Orlando Cepeda (96) 1958
Most Game-Winning RBIs (Season)	Jack Clark (21) 1982
Most Base on Balls (Season)	Willie McCovey (137) 1970
Most Strikeouts (Season)	Bobby Bonds (189) 1970
Most Times Hit by Pitch (Season)	Ron Hunt (26) 1970
Most Sacrifice Hits (Season)	Robby Thompson (18) 1986
Most Sacrifice Flies (Season)	Bobby Murcer (12) 1975
Most Stolen Bases (Season)	Bill North (58) 1979
Most Stolen Bases (Lifetime)	Bobby Bonds (263)
Most Stolen Bases (Rookie Season)	Dan Gladden (31) 1984

PITCHING

Most Games (Season)	Greg Minton (78) 1982
Most Games (Lifetime)	Gary Lavelle (647)
Most Games Won (Season)	Juan Marichal (26) 1968
Most Games Won (Lifetime)	Juan Marichal (238)
Most Games Lost (Season)	Ray Sadecki (18) 1968
Most Games Won (Rookie Season)	John Montefusco (15) 1975
Most Consecutive Games Won (Season)	Jack Sanford (16) 1962
Most Seasons, 20 or More Wins	Juan Marichal (6)
Most Shutouts (Season)	Juan Marichal (10) 1965
Most Shutouts (Lifetime)	Juan Marichal (52)
Most Consecutive Shutouts (Season)	Gaylord Perry (4) 1970
Most Consecutive Scoreless Innings (Season)	Gaylord Perry (40) 1970
Most Complete Games (Season)	Juan Marichal (30) 1968
Most Complete Games (Lifetime)	Juan Marichal (244)
Most Strikeouts (Season)	Juan Marichal (248) 1963
Most Strikeouts (Lifetime)	Juan Marichal (2281)
Most Strikeouts (Game)	Gaylord Perry (15) 7/22/66
Most Strikeouts (Rookie Season)	John Montefusco (215) 1975
Most Innings (Season)	Gaylord Perry (329) 1970
Most Innings (Career)	Juan Marichal (3442)
Lowest ERA (Season, 162 Innings)	Bob Bolin (1.98) 1968
Most Saves (Season)	Greg Minton (30) 1982
Most Saves (Career)	Gary Lavelle (127)

TEAM

Most Games Won (Season)	(103) 1962
Most Games Lost (Season)	(100) 1985
Highest Club Batting Average (Season)	(.278) 1962
Lowest Club ERA (Season)	(2.71) 1968
Most Shutout Games Won (Season)	(20) 1968
Most One-Run Games Won (Season)	(42) 1978
Longest Winning Streak (Season)	(14 games) 1965
Longest Losing Streak (Season)	(10 games) 1985
Most Runs (Season)	(878) 1962
Most Runs (Game)	(19) 4/16/62, 7/4/61, 9/12/58
Most Runs (Inning)	(13) 5/7/66
Most Hits (Season)	(1552) 1962
Most Hits (Game)	(26) 5/13/58
Most Doubles (Season)	(274) 1987
Most Triples (Season)	(62) 1960
Most Home Runs (Season)	(205) 1987
Most Home Runs (Game)	(8) 4/30/61 (Mays 4, Pagan 2, F. Alou 1, Cepeda 1)
Most Pinch Hit Home Runs (Season)	(11) 1977, 1987
Most Grand Slam Home Runs (Season)	(7) 1970
Most Pinch Hit Grand Slam Home Runs (Season)	(3) 1973, 1978
Most Total Bases (Season)	(2463) 1962
Most Total Bases (Game)	(50) 5/13/58
Most Players Five or More Hits (Game)	(2) 7/17/78 (Evans, Whitfield)
Most Stolen Bases (Season)	(148) 1986
Most Errors (Season)	(186) 1976
Fewest Errors (Season)	(129) 1987
Most Double Plays (Season)	(183) 1987
Longest Game (Time, Nine Innings)	(4:18) 10/2/62
Longest Game (Time and Innings)	(7:23, 23 innings) San Francisco at New York 5/31/64

GIANTS 30-PLUS HOMER CLUB

Willie Mays	52	1965
Willie Mays	49	1962
Willie Mays	47	1964
Orlando Cepeda	46	1961
Willie McCovey	45	1969
Willie McCovey	44	1963
Willie Mays	40	1961
Willie McCovey	39	1965
Willie McCovey	39	1970
Bobby Bonds	39	1973
Willie Mays	38	1963
Willie Mays	37	1966
Willie McCovey	36	1966
Willie McCovey	36	1968
Orlando Cepeda	35	1962
Will Clark	35	1987
Willie Mays	34	1959
Orlando Cepeda	34	1963
Jim Ray Hart	33	1966
Bobby Bonds	33	1971
Bobby Bonds	32	1969
Orlando Cepeda	31	1964
Jim Ray Hart	31	1964
Willie McCovey	31	1967
Darrell Evans	30	1983

GIANTS 100-PLUS RBIs CLUB

Orlando Cepeda	142	1961
Willie Mays	141	1962
Willie McCovey	126	1961
Willie McCovey	126	1970
Willie Mays	123	1961
Orlando Cepeda	114	1962
Willie Mays	112	1965
Willie Mays	111	1964
Dick Dietz	107	1970
Orlando Cepeda	105	1959
Willie McCovey	105	1968
Willie Mays	104	1959
Willie Mays	103	1960
Willie Mays	103	1963
Willie Mays	103	1966
Jack Clark	103	1982
Willie McCovey	102	1963
Bobby Bonds	102	1971

S.F. ALL-TIME TOP FIVE

BATTING

GAMES		AT-BATS		RUNS	
McCovey	2256	Mays	7578	Mays	1480
Mays	2095	McCovey	7214	McCovey	1113
Davenport	1501	Davenport	4427	Bonds	765
Cepeda	1114	Cepeda	4178	Cepeda	652
Lanier	1101	Bonds	4047	J. Clark	597

HITS		DOUBLES		TRIPLES	
Mays	2284	Mays	376	Mays	76
McCovey	1974	McCovey	308	McCovey	45
Cepeda	1286	Cepeda	226	Bonds	42
Davenport	1142	J. Clark	197	Herndon	39
Bonds	1116	Bonds	188	Davenport	37

HOME RUNS		RBIs		STOLEN BASES	
McCovey	469	McCovey	1388	Bonds	263
Mays	459	Mays	1350	Mays	211
Cepeda	226	Cepeda	767	North	129
Bonds	186	J. Clark	595	Leonard	108
J. Clark	163	Bonds	552	C. Davis	95

PITCHING

GAMES		WINS		COMPLETE GAMES	
Lavelle	647	Marichal	238	Marichal	244
Minton	552	Perry	134	Perry	125
Moffitt	459	McCormick	104	McCormick	77
Marichal	458	Barr	90	Barr	59
Barr	394	Sanford	89	Sanford	54

SHUTOUTS		INNINGS PITCHED		STRIKEOUTS	
Marichal	52	Marichal	3443	Marichal	2281
Perry	21	Perry	2295	Perry	1606
Barr	20	Barr	1800	McCormick	1030
McCormick	19	McCormick	1741	Bolin	977
Montefusco	12	Sanford	1401	Montefusco	869

GIANTS LONG HITTING STREAKS

Player	Year	Games
George Davis	1893	33
Charles Hickman	1900	27
Jack Clark	1978	26
Mike Donlin	1908	24
Fred Lindstrom	1930	24
Don Mueller	1955	24
Willie McCovey	1963	24
Joe Moore	1934	23
Alvin Dark	1952	22
Willie McCovey	1959	22
Mel Ott	1937	21
Don Mueller	1954	21
Willie Mays	1954	21
Willie Mays	1957	21
Joe Moore	1932	20
Willie Mays	1960	20
Chili Davis	1984	18

GIANTS LONG WINNING STREAKS

Pitcher	Year	Games
Tim Keefe	1888	19
Rube Marquard	1912	19
Mickey Welch	1885	17
Carl Hubbell	1936	16
Jack Sanford	1962	16
Joe McGinnity	1904	14
Christy Mathewson	1909	13
Burleigh Grimes	1927	13
Hooks Wiltse	1904	12
Christy Mathewson	1905	11
Hal Schumacher	1935	11
Sal Maglie	1950	11
Johnny Antonelli	1954	11
Slim Sallee	1917	10
Jesse Barnes	1919	10
Clarence Mitchell	1930	10
Juan Marichal	1968	10
Vida Blue	1978	10

YEARLY BATTING LEADERS

Year	Average	Runs	Hits	SB
1958	Mays (.347)	*Mays (121)	Mays (208)	*Mays (31)
1959	Cepeda (.317)	Mays (125)	Cepeda (192)	*Mays (27)
1960	Mays (.319)	Mays (107)	*Mays (190)	Mays (25)
1961	Cepeda (.311)	*Mays (129)	Cepeda (182)	Mays (18)
1962	F. Alou (.316)	Mays (130)	Cepeda (191)	Mays (18)
1963	Cepeda (.316)	Mays (115)	Mays (187)	F. Alou (11)
1964	Cepeda (.304)	Mays (121)	Mays (171)	Mays (19)
1965	Mays (.317)	Mays (118)	Mays, Hart (177)	M. Alou (10)
1966	McCovey (.295)	Mays (99)	Hart (165)	Fuentes (6)
1967	J. Alou (.292)	Hart (98)	Hart (167)	Mays (6)
1968	McCovey (.293)	Mays (84)	McCovey (153)	Bonds (16)
1969	McCovey (.320)	*Bonds (102)	Bonds (161)	Bonds (45)
1970	Bonds (.302)	Bonds (134)	Bonds (200)	Bonds (48)
1971	Bonds (.288)	Bonds (110)	Bonds (178)	Bonds (26)
1972	Speier (.269)	Bonds (118)	Bonds (162)	Bonds (44)
1973	Maddox (.319)	*Bonds (131)	Maddox (187)	Bonds (43)
1974	Mathews (.287)	Mathews (87)	Mathews (161)	Bonds (41)
1975	Joshua (.318)	Thomas (99)	Joshua (161)	Thomas (28)
1976	Mathews (.279)	Mathews (79)	Mathews (164)	3 with (12)
1977	Madlock (.302)	Thomas (75)	Madlock (161)	Thomasson (16)
1978	Madlock (.309)	J. Clark (90)	J. Clark (181)	Madlock (16)
1979	J. Clark (.273)	North (87)	J. Clark (144)	North (58)
1980	J. Clark (.284)	J. Clark (77)	Evans (147)	North (45)
1981	May (.310)	J. Clark (60)	Herndon (105)	North (26)
1982	Morgan (.289)	J. Clark (90)	Davis (167)	Morgan, Davis (24)
1983	Leonard (.279)	Evans (94)	Evans (145)	LeMaster (39)
1984	C. Davis (.315)	C. Davis (87)	C. Davis (157)	Gladden (31)
1985	C. Davis (.270)	Gladden (64)	C. Davis (130)	Gladden (32)
1986	C. Davis (.278)	Thompson (73)	Thompson (149)	Gladden (27)
1987	W. Clark (.308)	W. Clark (89)	W. Clark (163)	3 with (16)
Year	2B	3B	HR	RBI
1958	*Cepeda (38)	Mays (11)	Mays (29)	Mays, Cepeda (96)
1959	Mays (43)	Mays, McCovey (5)	Mays (34)	Cepeda (105)
1960	Cepeda (36)	Mays (12)	Mays (29)	Mays (103)
1961	Mays (32)	3 with (4)	*Cepeda (46)	*Cepeda (142)
1962	Mays (36)	Pagan (6)	*Mays (49)	Mays (141)
1963	Cepeda (33)	F. Alou (9)	*McCovey (44)	Mays (103)
1964	Cepeda (27)	Mays (9)	*Mays (47)	Mays (111)
1965	Mays (21)	Lanier (9)	*Mays (52)	Mays (112)
1966	Mays (29)	McCovey (6)	Mays (37)	Mays (103)
1967	Hart (26)	Hart (7)	McCovey (31)	Hart (99)
1968	Mays (20)	Bonds, Mays (5)	*McCovey (36)	*McCovey (105)
1969	McCovey (26)	Bonds (6)	*McCovey (45)	*McCovey (126)
1970	McCovey (39)	Bonds (10)	McCovey (39)	McCovey (126)
1971	Bonds (32)	3 with (6)	Bonds (33)	Bonds (102)
1972	Fuentes (33)	Maddox (7)	Kingman (29)	Kingman (83)
1973	Bonds (34)	2 with (10)	Bonds (39)	Bonds (96)
1974	Maddox (31)	Bonds (8)	Bonds (21)	Mathews (82)
1975	Speier (30)	Joshua (10)	Mathews (12)	Murcer (91)
1976	Mathews (28)	Thomasson (5)	Murcer (23)	Murcer (90)
1977	Madlock (28)	Thomas (10)	McCovey (28)	McCovey (86)
1978	J. Clark (46)	Herndon (9)	J. Clark (25)	J. Clark (98)
1979	J. Clark (25)	Metzger (8)	Ivie (27)	Ivie (89)
1980	Evans (23)	Herndon (11)	J. Clark (22)	J. Clark (82)
1981	Cabell (20)	Herndon (8)	J. Clark (17)	J. Clark (53)
1982	J. Clark (30)	C. Davis (6)	J. Clark (27)	J. Clark (103)
1983	Evans (29)	Leonard (7)	Evans (30)	Leonard (87)
1984	Brenly (28)	C. Davis (6)	C. Davis, Leonard (21)	Leonard (86)
1985	C. Davis (25)	Gladden (8)	Brenly (19)	Leonard (62)
1986	Maldonado (31)	7 with (3)	Maldonado (18)	Maldonado (85)
1987	W. Clark, Leonard (29)	3 with (5)	W. Clark (35)	W. Clark (91)

YEARLY PITCHING LEADERS

Year	Wins	ERA	IP	SO
1958	Antonelli (13)	* Miller (2.47)	* Antonelli (242)	Antonelli (143)
1959	* Jones (21)	* Jones (2.82)	Antonelli (282)	Jones (209)
1960	Jones (18)	* McCormick (2.70)	McCormick (253)	Jones (190)
1961	Miller (14)	McCormick (3.20)	McCormick (250)	McCormick (163)
1962	Sanford (24)	Marichal (3.32)	O'Dell (281)	O'Dell (195)
1963	* Marichal (25)	Marichal (2.41)	Marichal (321)	Marichal (248)
1964	Marichal (21)	Marichal (2.48)	Marichal (269)	Marichal (206)
1965	Marichal (22)	Marichal (2.13)	Marichal (295)	Marichal (240)
1966	Marichal (25)	Marichal (2.23)	Marichal (307)	Marichal (222)
1967	McCormick (22)	Perry (2.61)	Perry (293)	Perry (230)
1968	* Marichal (26)	Bolin (1.98)	* Marichal (325)	Marichal (218)
1969	Marichal (21)	* Marichal (2.10)	* Perry (326)	Perry (233)
1970	* Perry (23)	Perry (3.20)	* Perry (328)	Perry (215)
1971	Marichal (18)	Perry (2.76)	Perry (280)	Marichal (159)
1972	Bryant (14)	Barr (2.87)	Bryant (214)	McDowell (122)
1973	* Bryant (24)	Bryant (3.53)	Bryant (270)	Bryant (143)
1974	Caldwell (14)	Barr (2.74)	Barr (239)	D'Acquisto (167)
1975	Montefusco (15)	Montefusco (2.88)	Barr (244)	Montefusco (215)
1976	Montefusco (16)	Montefusco (2.85)	Montefusco (253)	Montefusco (172)
1977	Halicki (16)	Halicki (3.31)	Halicki (258)	Halicki (168)
1978	Blue (18)	Knepper (2.63)	Knepper (260)	Montefusco (177)
1979	Blue (14)	Knepper (4.65)	Blue (237)	Blue (138)
1980	Blue (14)	Blue (2.97)	Blue (224)	Blue (129)
1981	Alexander (11)	Blue (2.45)	Alexander (152)	Griffin (83)
1982	Laskey (13)	Laskey (3.14)	Laskey (189)	Gale
1983	Laskey (13)	* Hammaker (2.25)	Breining (203)	Hammaker (102)
1984	Krukow (11)	Laskey (4.33)	Laskey (208)	Krukow (136)
1985	Garrelts (9)	Krukow (3.38)	LaPoint (206.2)	Krukow (141)
1986	Krukow (20)	Krukow (3.05)	Krukow (245)	Krukow (150)
1987	LaCoss (13)	Hammaker (3.58)	Downs (186)	Krukow (178)
				Downs (137)

Year	CG	Shutouts	Saves
1958	Antonelli (13)	McCormick (2)	Grissom (10)
1959	Antonelli (17)	* Antonelli, Jones (4)	Miller (8)
1960	McCormick (15)	* Sanford (6)	Antonelli (11)
1961	McCormick (13)	Marichal, McCormick (3)	Miller (17)
1962	O'Dell (20)	Marichal (3)	Miller (19)
1963	Marichal (18)	Marichal (5)	Shaw (11)
1964	* Marichal (22)	Marichal (4)	Shaw (7)
1965	Marichal (24)	* Marichal (10)	Linzy (14)
1966	Marichal (25)	Marichal, Bolin (4)	Linzy (14)
1967	Marichal, Perry (18)	McCormick (5)	Linzy (12)
1968	* Marichal (30)	Marichal (5)	Linzy (10)
1969	Marichal (27)	* Marichal (8)	Linzy (11)
1970	* Perry (23)	* Perry (5)	McMahon (19)
1971	Marichal (18)	Marichal (4)	Johnson (18)
1972	Bryant (11)	Bryant (4)	Johnson (8)
1973	Marichal (9)	Barr (3)	Sosa (18)
1974	Barr (11)	Barr (5)	Moffitt (15)
1975	Barr (12)	Montefusco (4)	Moffitt (11)
1976	Montefusco (11)	* Montefusco (6)	Moffitt (14)
1977	Halicki (7)	Barr, Halicki, Knepper (2)	Lavelle (20)
1978	Knepper (16)	* Knepper (6)	Lavelle (14)
1979	Blue (10)	Curtis, Knepper (2)	Lavelle (20)
1980	Blue (10)	Blue (3)	Minton (19)
1981	Griffin (3)	3 with (1)	Minton (21)
1982	Laskey (7)	3 with (1)	Minton (30)
1983	Hammaker (8)	Hammaker (3)	Minton (22)
1984	Krukow (3)	3 with (1)	Minton (19)
1985	Krukow (6)	4 with (1)	Garrelts (13)
1986	Krukow (10)	Krukow (2)	Garrelts (10)
1987	Downs, Dravecky (4)	Downs, Dravecky (3)	Garrelts (12)

*Led League

GIANTS FRANCHISE RECORDS 1883-1987

BATTING

Player Longest With Club	Willie Mays (22 years) Mel Ott (22 years)
Highest Batting Average	Bill Terry (.401) 1930
Most Games (Season)	Jose Pagan (164) 1962
Most Games (Lifetime)	Willie Mays (2857)
Most At Bats (Season)	Joe Moore (681) 1935
Most At Bats (Lifetime)	Willie Mays (10,477)
Most Hits (Season)	Bill Terry (254) 1930
Most Hits (Lifetime)	Willie Mays (3187)
Most Hits (Game)	6 (7 times) Most Recent: Jesus Alou 7/10/64
Most Pinch Hits (Season)	Candy Maldonado (17) 1986
Most Runs Scored (Season)	Mike Tiernan (146) 1893
Since 1900	Bill Terry (139) 1930
Most Runs Scored (Lifetime)	Willie Mays (2011)
Longest Consecutive Game Hitting Streak	George Davis (33) 1893
Since 1900	Jack Clark (26) 1978
Most Doubles (Season)	Jack Clark (46) 1978
Most Triples (Season)	George Davis (26) 1893
Since 1900	Larry Doyle (25) 1911
Most Home Runs (Season)	Willie Mays (52) 1965
Most Home Runs (Lifetime)	Willie Mays (646)
Most Home Runs (Game)	Willie Mays (4) 4/30/61
Most Pinch Hit Home Runs (Season)	Mike Ivie (4) 1978
Most Grand Slam Home Runs (Season)	Candy Maldonado (4) 1986
Most Runs Batted In (Season)	3 (4 times) Most Recent: Willie McCovey 1967
Most Runs Batted In (Lifetime)	Mel Ott (151) 1929
Most Runs Batted In (Game)	Mel Ott (1860)
Most Bases on Balls (Season)	Willie Mays (8) 4/30/61
Most Strikeouts (Season)	Orlando Cepeda (8) 7/4/61
Most Game-Winning RBIs (Season)	Ed Stankey (144) 1950
Most Times Hit By Pitch (Season)	Bobby Bonds (189) 1970
Most Sacrifice Hits (Season)	Jack Clark (21) 1982
Most Sacrifice Flies (Season)	Ron Hunt (26) 1970
Most Stolen Bases (Season)	Art Devlin (36) 1907
Since 1900	Bobby Murcer (12) 1975
Most Stolen Bases (Lifetime)	John Ward (111) 1883
	George Burns (62) 1914
	George Burns (334)

PITCHING

Most Games (Season)	Greg Minton (78) 1982
Most Games (Lifetime)	Gary Lavelle (647)
Most Games Won (Season)	Christy Mathewson (37) 1908
Most Games Won (Lifetime)	Christy Mathewson (372)
Most Games Lost (Season)	Luther Taylor (27) 1901
Most Consecutive Games Won (Season)	Rube Marquard (19) 1912
Most Seasons, 20 or More Wins	Christy Mathewson (13)
Most Shutouts (Season)	Christy Mathewson (12) 1908
Most Shutouts (Lifetime)	Christy Mathewson (83)
Most Consecutive Shutouts (Season)	Sal Maglie (4) 1950
Most Consecutive Scoreless Innings (Season)	Gaylord Perry (4) 1970
Most Complete Games (Season)	Carl Hubbell (46) 1933
Most Complete Games (Lifetime)	Joe McGinnity (44) 1903
Most Strikeouts (Season)	Christy Mathewson (434)
Most Strikeouts (Lifetime)	Christy Mathewson (267) 1903
Most Strikeouts (Game)	Christy Mathewson (2502)
Most Innings (Season)	Christy Mathewson (16) 10/3/04
Most Innings (Career)	Joe McGinnity (434) 1903
Lowest ERA (Season, 162 Innings)	Christy Mathewson (4781)
Most Saves (Season)	Carl Hubbell (1.66) 1933
Most Saves (Career)	Greg Minton (30) 1982
	Gary Lavelle (127)

TEAM

Most Games Won (Season)	(106) 1904
Most Games Lost (Season)	(100) 1985
Highest Club Batting Average (Season)	(.319) 1930
Lowest Club ERA (Season)	(2.71) 1968
Most Shutout Games Won (Season)	(25) 1908
Most One-Run Games Won (Season)	(42) 1978
Longest Winning Streak (Season)	(26 games) 1916
Longest Losing Streak (Season)	(13 games) 1902, 1944
Most Runs (Season)	(959) 1930
Most Runs (Game)	(29) 6/15/1887
Since 1900	(26) 4/30/44
Most Runs (Inning)	(13) 4 times, Most Recent: 5/7/66
Most Hits (Season)	(1769) 1930
Most Hits (Game)	(31) 6/9/01
Most Doubles (Season)	(276) 1928
Most Triples (Season)	(105) 1911
Most Home Runs (Season)	(221) 1947
Most Home Runs (Game)	(8) 4/30/61
	(Mays 4, Pagan 2, F. Alou 1, Cepeda 1)
Most Pinch Hit Home Runs (Season)	(11) 1977, 1987
Most Grand Slam Home Runs (Season)	(7) 1951, 1954, 1970
Most Pinch Hit Grand Slam Home Runs (Season)	(3) 1973, 1978
Most Total Bases (Season)	(2628) 1930
Most Total Bases (Game)	(50) 5/13/58
Most Players Five or More Hits (Game)	(3) 6/9/01, 6/1/23
Most Stolen Bases (Season)	(347) 1911
Most Errors (Season)	(307) 1909
Fewest Errors (Season)	(129) 1987
Most Double Plays (Season)	(183) 1987
Longest Game (Time, Nine Innings)	(4:18) 10/2/62
Longest Game (Time and Innings)	(7:23, 23 innings)

San Francisco at New York 5/31/64

NO-HITTERS BY GIANTS (17)

DATE	PITCHER	OPPONENTS	SCORE
Sept. 27, 1888	Ed Crane	vs. Washington Senators	3-0 (seven innings)
July 31, 1891	Amos Rusie	vs. Brooklyn Bridegrooms	6-0
July 15, 1901	Christy Mathewson	@ St. Louis Cardinals	5-0
Sept. 14, 1903	Leon Ames	@ St. Louis Cardinals	5-0 (five innings)
June 13, 1905	Christy Mathewson	@ Chicago Cubs	1-0
July 4, 1908	George Wiltse (LHP)	vs. Philadelphia Phillies	1-0 (ten innings)
April 15, 1909	Leon Ames	vs. Brooklyn Dodgers	lost 3-0
		(in Giants opener, Ames went 9 1/3 hitless innings, lost on seven hits in 13 innings)	
Sept. 6, 1912	Jeff Tesreau	@ Philadelphia Phillies	3-0 (first game)
April 15, 1915	Rube Marquard (LHP)	vs. Brooklyn Dodgers	2-0
May 7, 1922	Jesse Barnes	vs. Philadelphia Phillies	6-0
May 8, 1929	Carl Hubbell (LHP)	vs. Pittsburgh Pirates	11-0
June 12, 1959	Mike McCormick (LHP)	@ Philadelphia Phillies	3-0 (five innings)
Sept. 26, 1959	Sam Jones	@ St. Louis Cardinals	4-0 (seven innings)
June 15, 1963	Juan Marichal	vs. Houston Astros	1-0
Sept. 17, 1968	Gaylord Perry	vs. St. Louis Cardinals	1-0
Aug. 24, 1975	Ed Halicki	vs. New York Mets	6-0 (second game)
Sept. 29, 1976	John Montefusco	@ Atlanta Braves	9-0

NO-HITTERS AGAINST GIANTS (13)

DATE	PITCHER	OPPONENT	SCORE
June 22, 1891	Tom Lovett	@ Brooklyn Bridgegrooms	4-0
May 25, 1899	Deacon Phillippe	@ Louisville Colonels	7-0
June 11, 1904	Bob Wicker	vs. Chicago Cubs	1-0
		(Wicker went 9 1/3 hitless innings, won on one hit in 12 innings)	
Aug. 23, 1907	Howie Camnitz	vs. Pittsburgh Pirates	1-0 (five innings)
Aug. 31, 1915	Jimmy Lavender	vs. Chicago Cubs	2-0 (first game)
Sept. 9, 1948	Rex Barney	vs. Brooklyn Dodgers	2-0
May 12, 1956	Carl Erskine	@ Brooklyn Dodgers	3-0
April 28, 1961	Warren Spahn (LHP)	@ Milwaukee Braves	1-0
May 11, 1963	Sandy Koufax (LHP)	@ Los Angeles Dodgers	8-0
Sept. 18, 1968	Ray Washburn	vs. St. Louis Cardinals	2-0
June 27, 1980	Jerry Reuss (LHP)	vs. Los Angeles Dodgers	8-0
May 10, 1981	Charlie Lea	@ Montreal Expos	4-0 (second game)
Sept. 25, 1986	Mike Scott	@ Houston Astros	2-0

GIANTS ALL-TIME TOP TEN

BATTING

GAMES		AT BATS		RUNS	
Mays	2857	Mays	10,477	Mays	2011
Ott	2730	Ott	9456	Ott	1859
McCovey	2256	McCovey	7214	Tiernan	1312
Terry	1721	Terry	6428	Terry	1120
Jackson	1656	Jackson	6086	McCovey	1113
Doyle	1615	Doyle	5995	Van Haltren	982
Davenport	1501	Tiernan	5910	Connor	939
Lockman	1485	Lockman	5584	Doyle	906
Tiernan	1474	J. Moore	5427	G.J. Burns	877
G.J. Burns	1362	G.J. Burns	5311	G.S. Davis	844

HITS		DOUBLES		TRIPLES	
Mays	3187	Mays	504	Tiernan	159
Ott	2876	Ott	488	Mays	139
Terry	2193	Terry	374	Connor	129
McCovey	1974	McCovey	308	Doyle	117
Tiernan	1875	Jackson	291	Terry	112
Jackson	1768	Doyle	275	Ewing	108
Doyle	1751	G.J. Burns	267	G.S. Davis	97
J. Moore	1615	J. Moore	258	Youngs	93
Van Haltren	1592	Tiernan	248	Van Haltren	90
Lockman	1571	Connor	240	Jackson	86

HOME RUNS		TOTAL BASES		RUNS BATTED IN	
Mays	646	Mays	5907	Ott	1860
Ott	511	Ott	5041	Mays	1859
McCovey	469	McCovey	3779	McCovey	1388
Cepeda	226	Terry	3253	Terry	1078
Thomson	189	Tiernan	2765	Jackson	929
Bonds	186	Jackson	2636	Tiernan	852
J. Clark	163	Doyle	2461	G.S. Davis	805
Hart	157	Cepeda	2234	Cepeda	767
Mize	157	Lockman	2216	Kelly	761
Terry	154	J. Moore	2216	Doyle	728

EXTRA BASE HITS		BATTING AVERAGE		STOLEN BASES	
Mays	1289	Terry	.341	G.J. Burns	334
Ott	1071	G.S. Davis	.335	Mays	332
McCovey	822	Connor	.334	Doyle	271
Terry	640	Van Haltren	.323	Devlin	264
Tiernan	515	Youngs	.322	Bonds	263
Jackson	512	Frisch	.321	Murray	231
Cepeda	474	Lindstrom	.318	Frisch	224
Doyle	459	Tiernan	.317	Merkle	192
Connor	445	Ewing	.315	Snodgrass	190
Thomson	437	E. Meusel	.314	Youngs	153

RETIRED UNIFORM NUMBERS

	Christy Mathewson	(1900-16)	373-188, 2.13
	John McGraw	(1902-32)	2,658-1,823, 593
Number 3	Bill Terry	(1923-36)	.341, 154 HR, 1078 RBIs
Number 4	Mel Ott	(1926-47)	.304, 511 HR, 1860 RBIs
Number 11	Carl Hubbell	(1928-43)	253-154, 2.97
Number 24	Willie Mays	(1951-73)	.302, 660 HR, 1903 RBIs
Number 27	Juan Marichal	(1960-75)	243-142, 2.89
Number 44	Willie McCovey	(1959-80)	.270, 521 HR, 1555 RBIs

GIANTS ALL-TIME TOP TEN

PITCHING

GAMES		WINS		COMPLETE GAMES (Since 1910)	
Lavelle	647	Mathewson	372	Mathewson	434
Mathewson	634	Hubbell	253	Hubbell	245
Minton	552	Marichal	238	Marichal	244
Hubbell	535	Fitzsimmons	170	Fitzsimmons	150
Moffitt	459	Schumacher	158	Schumacher	133
Marichal	458	McGinnity	151	Perry	125
Fitzsimmons	403	Wiltse	136	Tesreau	124
Barr	394	Perry	134	Jansen	105
Schumacher	391	Jansen	120	Marquard	100
Perry	367	Tesreau	115	Nehf	95

SHUTOUTS		INNINGS PITCHED		HITS ALLOWED	
Mathewson	83	Mathewson	4772	Mathewson	4118
Marichal	52	Hubbell	3591	Hubbell	3461
Hubbell	36	Marichal	3443	Marichal	3081
Wiltse	29	Fitzsimmons	2515	Fitzsimmons	2607
Schumacher	29	Schumacher	2483	Schumacher	2483
Tesreau	27	Perry	2295	Perry	2061
McGinnity	26	McGinnity	2151	McGinnity	1973
Taylor	21	Wiltse	2050	Barr	1863
Fitzsimmons	21	Ames	1944	Wiltse	1848
Antonelli	21	Taylor	1853	Taylor	1799
Perry	21				

BASES ON BALLS		STRIKEOUTS		SAVES	
Schumacher	902	Mathewson	2502	Lavelle	127
Mathewson	839	Marichal	2281	Minton	125
Hubbell	725	Hubbell	1677	Moffitt	83
Marichal	690	Perry	1606	Linzy	77
Fitzsimmons	670	Ames	1118	Miller	46
Ames	620	McCormick	1030	McMahon	36
Perry	581	Bolin	977	Garrelts	35
Tesreau	572	Wiltse	948	Sosa	27
Antonelli	548	Antonelli	919	Johnson	21
Taylor	535	Schumacher	906	Bolin	21

GIANTS ROAD HOTELS—1988

City	Hotel	Telephone
Atlanta	Marriott Marquis	(404) 521-0000
Chicago	Westin	(312) 943-7200
Cincinnati	Hyatt Regency	(513) 579-1234
Houston	Inter-Continental	(713) 961-1500
Los Angeles	Hyatt Regency	(213) 683-1234
Montreal	Le Centre Sheraton	(514) 878-2000
New York	Grand Hyatt	(212) 883-1234
Philadelphia	The Hershey	(215) 893-1600
Pittsburgh	Vista International	(412) 281-3700
St. Louis	Marriott Pavilion	(314) 421-1776
San Diego	Marriott Hotel and Marina	(619) 234-1500

GIANTS ALL-STAR GAME SELECTIONS

- 1933: (4) Carl Hubbell (p), Frank O'Doul (of), Hal Schumacher (p), Bill Terry (1b)
1934: (5) Carl Hubbell (p), Travis Jackson (ss), Joe Moore (of), Mel Ott (of), Bill Terry (1b)
1935: (6) Carl Hubbell (p), August Mancuso (c), Joe Moore (of), Mel Ott (of), Hal Schumacher (p), Bill Terry (1b)
1936: (6) Carl Hubbell (p), Joe Moore (of), Mel Ott (of)
1937: (6) Dick Bartell (ss), Carl Hubbell (p), August Mancuso (c), Joe Moore (of), Mel Ott (of), Burgess Whitehead (2b)
1938: (4) Carl Hubbell (p), Henry Leiber (of), Joe Moore (of), Mel Ott (of)
1939: (3) Harry Danning (c), Bill Jurgens (ss), Mel Ott (of)
1940: (5) Harry Danning (c), Carl Hubbell (p), Bill Jurgens (ss), Joe Moore (of), Mel Ott (of)
1941: (3) Harry Danning (c), Carl Hubbell (p), Mel Ott (of)
1942: (5) Carl Hubbell (p), Willard Marshall (of), Cliff Melton (p), John Mize (1b), Mel Ott (of)
1943: (2) Ernie Lombardi (c), Mel Ott (of)
1944: (2) Joe Medwick (of), Mel Ott (of)
1946: (2) Walker Cooper (c), John Mize (1b)
1947: (3) Walker Cooper (c), Willard Marshall (of), John Mize (1b)
1948: (4) Walker Cooper (c), Sid Gordon (3b), John Mize (1b), Bobby Thomson (of)
1949: (4) Sid Gordon (3b), Willard Marshall (of), John Mize (1b), Bobby Thomson (of)
1950: (2) Larry Jansen (p), Eddie Stankey (2b)
1951: (3) Alvin Dark (p), Larry Jansen (p), Sal Maglie (p)
1952: (6) Alvin Dark (p), Monte Irvin (of), Carroll Lockman (1b), Sal Maglie (p), Bobby Thomson (of), Wes Westrum (c)
1953: (2) Hoyt Wilhelm (p), David Williams (2b)
1954: (5) John Antonelli (p), Alvin Dark (ss), Marv Grissom (p), Willie Mays (of), Don Mueller (of)
1955: (2) Willie Mays (of), Don Mueller (of)
1956: (2) John Antonelli (p), Willie Mays (of)
1957: (2) John Antonelli (p), Willie Mays (of)
1958: (3) John Antonelli (p), Willie Mays (of), Bob Schmidt (c)
1959: (4) John Antonelli (p), Orlando Cepeda (1b), Sam Jones (p), Willie Mays (of)
1960: (3) Orlando Cepeda (of), Willie Mays (of), Mike McCormick (p)
1961: (5) Ed Bailey (c), Orlando Cepeda (of), Willie Mays (of), Mike McCormick (p), Stu Miller (p)
1962: (5) Felipe Alou (of), Orlando Cepeda (1b), Jim Davenport (3b), Juan Marichal (p), Willie Mays (of)
1963: (5) Ed Bailey (c), Orlando Cepeda (1b), Juan Marichal (p), Willie Mays (of), Willie McCovey (of)
1964: (3) Orlando Cepeda (1b), Juan Marichal (p), Willie Mays (of)
1965: (2) Juan Marichal (p), Willie Mays (of)
1966: (6) Tom Haller (c), Jim Hart (3b), Juan Marichal (p), Willie Mays (of), Willie McCovey (1b), Gaylord Perry (p)
1967: (3) Tom Haller (c), Juan Marichal (p), Willie Mays (of)
1968: (3) Juan Marichal (p), Willie Mays (of), Willie McCovey (1b)
1969: (3) Juan Marichal (p), Willie Mays (of), Willie McCovey (1b)
1970: (4) Dick Dietz (c), Willie Mays (of), Willie McCovey (1b), Gaylord Perry (p)
1971: (4) Bobby Bonds (of), Juan Marichal (p), Willie Mays (of), Willie McCovey (1b)
1972: (1) Chris Speier (ss)
1973: (2) Bobby Bonds (of), Chris Speier (ss)
1974: (1) Chris Speier (ss)
1975: (1) Bobby Murcer (of)
1976: (1) John Montefusco (p)
1977: (1) Gary Lavelle (p)
1978: (2) Vida Blue (p), Jack Clark (of)
1979: (1) Jack Clark (of)
1980: (1) Ed Whitson (p)
1981: (1) Vida Blue (p)
1982: (1) Greg Minton (p)
1983: (3) Darrell Evans (1b), Atlee Hammaker (p), Gary Lavelle (p)
1984: (2) Bob Brenly (c), Chili Davis (of)
1985: (1) Scott Garrelts (p)
1986: (3) Chris Brown (3b), Chili Davis (of), Mike Krukow (p)
1987: (1) Jeffrey Leonard (of)

1987 NATIONAL LEAGUE CHAMPIONSHIP SERIES

Game #1: October 6 at St. Louis Cardinals 5, Giants 3

Greg Mathews limited the Giants to four hits over 7.1 innings and contributed a two run single in the Cards three-run sixth inning. Terry Pendleton broke a 2-2 tie with an RBI single in the sixth. Jeffrey Leonard hit a solo HR in the fourth off Mathews and Candy Maldonado drove in a pair of runs for the Giants.

San Francisco	ab	r	h	bi	St. Louis	ab	r	h	bi
Thompson 2b	3	2	0	0	Coleman lf	3	0	1	1
Mitchell 3b	4	0	1	0	Smith ss	3	1	1	0
Leonard if	4	1	2	1	Herr 2b	4	0	0	0
Maldonado rf	4	0	1	2	Driessen 1b	4	1	2	0
CDavis cf	3	0	0	0	McGee cf	4	1	2	1
WClark 1b	4	0	1	0	Pendleton 3b	4	1	1	1
Brenly c	4	0	0	0	Ford rf	4	0	1	0
Uribe ss	4	0	2	0	Pena c	3	1	1	0
Reuschel p	1	0	0	0	Mathews p	1	0	1	2
Lefferts p	0	0	0	0	Worrell p	0	0	0	0
Speier ph	1	0	0	0	Dayle p	0	0	0	0
Garrelts p	0	0	0	0					
Melvin ph	1	0	0	0					
Totals	33	3	7	3	Totals	30	5	10	5

San Francisco	100	100	010	-3
St. Louis	001	103	00x	-5

Game-winning RBI—Pendleton. E—Driessen, Uribe. DP—San Francisco 1, St. Louis 1. LOB—San Francisco 6, St. Louis 6. 2B—Maldonado, Driessen 2. 3B—Smith. HR—Leonard. SB—WClark. S—Mathews 2, Reuschel.

San Francisco	IP	H	R	ER	BB	SO
Reuschel, L	6	9	5	5	2	1
Lefferts	1	1	0	0	1	0
Garrelts	1	0	0	0	0	2
St. Louis						
Mathews, W	7 1/3	4	3	2	1	7
Worrell	1/2	2	0	0	1	0
Dayle, S	1 1/2	1	0	0	0	1

T—2:34. A—55,331

Game #2: October 7 at St. Louis Cardinals 5, Giants 0

Dave Dravecky equalled the LCS record with a two-hitter as he blanked the Cards 5-0. Will Clark powered a two-run HR off loser John Tudor in the second inning and Jeffrey Leonard added a solo shot in the fourth. Leonard had three hits in the game. The Giants added two more runs in the eighth on an error by Ozzie Smith.

San Francisco	ab	r	h	bi	St. Louis	ab	r	h	bi
Thompson 2b	5	0	0	0	Coleman lf	3	0	0	0
Mitchell 3b	5	0	0	0	Smith ss	3	0	0	0
Leonard if	4	2	3	1	Herr 2b	4	0	1	0
Maldonado rf	4	2	2	0	Pendleton 3b	3	0	0	0
CDavis cf	3	0	1	0	McGee cf	3	0	0	0
Milner pr-cf	0	0	0	0	Lindeman 1b	3	0	1	0
WClark 1b	3	1	2	2	Oquendo rf	2	0	0	0
Melvin c	3	0	0	0	Pena c	2	0	0	0
Uribe ss	4	0	1	0	Tudor p	2	0	0	0
Dravecky p	4	0	1	0	Pagnozzi ph	1	0	0	0
					Forsch p	0	0	0	0
Totals	35	5	10	3	Totals	26	0	2	0

San Francisco	020	100	020	-5
St. Louis	000	000	000	-0

Game-winning RBI—WClark. E—Smith. DP—San Francisco 2. LOB—San Francisco 6, St. Louis 3. 2B—Uribe. HR—WClark, Leonard. S—Milner.

San Francisco	IP	H	R	ER	BB	SO
Dravecky, W	9	2	0	0	4	6
St. Louis						
Tudor, L	8	10	5	3	2	6
Forsch	1	0	0	0	0	2

T—2:33. A—55,331

Game #3: October 9 at Candlestick Cardinals 6, Giants 5

Jim Lindeman drove in three runs with a two-run, sixth-inning HR off Atee Hamaker and a sacrifice fly in the seventh to key the Cards comeback. The Giants capped an early 4-0 lead on Jeffrey Leonard's solo HR in the third. The Cards rallied for four runs on five straight hits in the seventh with Vince Coleman getting the game-winner. Harry Spilman hit a solo pinch HR off Todd Worrell in the ninth.

St. Louis	ab	r	h	bi	San Francisco	ab	r	h	bi
Coleman lf	4	1	1	2	Thompson 2b	2	0	0	0
Smith ss	5	1	3	0	Spilman ph	1	1	1	1
Herr 2b	4	0	0	0	Mitchell 3b	5	0	1	0
Lindeman 1b	3	1	1	3	Leonard if	3	1	1	1
McGee cf	4	0	1	0	Maldonado rf	4	0	0	0
Pena c	4	0	1	0	CDavis cf	3	1	1	0
Oquendo rf-3b	4	1	1	0	Milner cf	1	0	0	0
Lawless 3b	2	0	1	0	WClark 1b	4	1	2	1
Ford ph-rf	1	1	1	0	Brenly c	4	1	1	1
Magrane p	1	0	0	0	Uribe ss	4	0	0	0
JClark ph	1	0	0	0	Hamaker p	3	0	0	0
Forsch p	0	0	0	0	DRobinson p	0	0	0	0
Driessen ph	1	0	1	1	Lefferts p	0	0	0	0
Johnson pr	0	1	0	0	LaCoss p	0	0	0	0
Worrell p	1	0	0	0	Aldrete ph	1	0	0	0
Totals	35	6	11	6	Totals	35	5	7	4

St. Louis	000	002	400	-6
San Francisco	031	000	001	-5

Game-winning RBI—Coleman. E—Mitchell, Herr. DP—San Francisco 2. LOB—St. Louis 6, San Francisco 6. 2B—CDavis, Brenly, WClark. 3B—McGee. HR—Leonard, Lindeman, Spilman. SB—Thompson, Herr, Johnson. S—Herr, SF—Lindeman.

St. Louis	IP	H	R	ER	BB	SO
Magrane	4	4	4	4	2	3
Forsch, W	2	1	0	0	0	1
Worrell, S	3	2	1	1	0	4
San Francisco						
Hamaker	6	7	3	3	0	4
DRobinson, L	0	3	3	3	0	0
Lefferts	1	1	0	0	0	0
LaCoss	2	0	0	0	2	1

Hamaker pitched to 1 batter in 7th; DRobinson pitched to 3 batters in 7th. HBP—Leonard by Forsch. WP—Magrane. T—3:27. A—57,913.

Game #4: October 10 at Candlestick Giants 4, Cardinals 2

Jeffrey Leonard became the first player in LCS history to homer in four consecutive games with a two-run shot off Danny Cox in the fifth inning, giving the Giants a 3-2 lead. Mike Krukow tossed a complete game and the Giants defense turned four double plays as San Francisco evened the series at two games apiece with a 4-2 win. Robby Thompson and Bob Brenly hit solo HRs in the fourth and eighth, respectively.

Game #5: October 11 at Candlestick Giants 6, Cardinals 3

Joe Price hurled five innings of one-hit shutout relief to earn the victory and Jose Uribe capped a four-run fourth inning with a two-run single that carried the Giants to a 6-3 win. Kevin Mitchell hit the Giants' record-tying ninth HR of the series with a solo blast off Greg Mathews in the third inning. San Francisco took a three games-to-two lead as the series returned to Busch Stadium.

Game #6: October 13 at St. Louis Cardinals 1, Giants 0

John Tudor, Todd Worrell and Ken Dayley tossed a combined six-hit, 1-0 shutout as the Cards knotted the series. The game's only run came in the second inning as Tony Pena tripped to right when Candy Maldonado lost the ball in the lights. Pena then eluded a play at the plate to score on Jose Oquendo's sacrifice fly. The run snapped Dave Dravecky's LCS record-tying, 16-inning scoreless streak.

St. Louis	ab	r	h	bl	San Francisco	ab	r	h	bl
Coleman II	4	0	2	1	Milner cf	4	0	0	0
Smith ss	4	0	0	0	Mitchell 3b	4	1	2	0
Herr 2b	4	0	1	0	Leonard lf	2	1	1	2
Driessen 1b	3	0	0	0	WClark 1b	4	0	2	0
McGee cf	4	0	1	0	Aldrete rf	4	0	1	0
Pendleton 3b	4	0	1	0	Brenly c	4	1	2	1
Ford rf	4	1	1	0	Thompson 2b	4	1	1	1
Pena c	3	1	2	0	Uribe ss	4	0	0	0
Cox p	3	0	1	1	Krukow p	2	0	0	0
Totals	33	2	9	2	Totals	32	4	9	4

St. Louis	020	000	000	-2
San Francisco	000	120	01x	-4

Game-winning RBI—Leonard. E—Thompson, WClark. DP—San Francisco 4, LOB—St. Louis 5, San Francisco 7. 2B—Mitchell, WClark. HR—Thompson, Leonard, Brenly.

St. Louis	IP	H	R	ER	BB	SO
Cox, L	9	9	4	4	3	6
San Francisco						
Krukow, W	9	9	2	2	1	3

T—2:23. A—57,997.

St. Louis	ab	r	h	bl	San Francisco	ab	r	h	bl
Coleman II	4	1	2	0	Thompson 2b	2	1	1	1
Smith ss	2	0	0	1	Mitchell 3b	4	1	2	2
Herr 2b	3	0	0	1	Leonard lf	4	0	0	0
Driessen 1b	3	0	0	0	Maldonado rf	4	0	1	0
Lindeman ph-1b	1	0	0	0	CDavis cf	3	1	1	0
McGee cf	4	0	2	0	Milner cf	1	0	0	0
Pendleton 3b	4	1	1	0	WClark 1b	3	1	1	0
Morris rf	2	0	0	0	Brenly c	1	1	0	0
Forsch p	0	0	0	0	Uribe ss	4	1	1	2
Horton p	0	0	0	0	Reuschel p	1	0	0	0
Lawless ph-rf	2	0	0	0	Aldrete ph	0	0	0	1
Pena c	2	1	1	0	Price p	1	0	0	0
Mathews p	1	0	1	0					
Ford rf	0	0	0	0					
Oquendo ph-rf	2	0	0	0					
Dayley p	0	0	0	0					
Totals	30	3	7	2	Totals	28	6	7	6

St. Louis	101	100	000	-3
San Francisco	101	400	00x	-6

Game-winning RBI—Uribe. E—Reuschel. DP—St. Louis 1, San Francisco 1. LOB—St. Louis 4, San Francisco 5. 2B—Coleman. 3B—Pendleton. Thompson. HR—Mitchell. SB—Thompson, Mitchell, Uribe. S—Smith. SF—Herr, Smith, Aldrete.

St. Louis	IP	H	R	ER	BB	SO
Mathews	3	2	2	2	2	3
Forsch, L	0	3	4	4	1	0
Horton	3	2	0	0	0	2
Dayley	2	0	0	0	2	2
San Francisco						
Reuschel	4	6	3	2	0	1
Price, W	5	1	0	0	1	6

Forsch pitched to 4 batters in 4th.

HBP—Thompson by Dayley. WP—Reuschel. T—2:48. A—59,363.

San Francisco	ab	r	h	bl	St. Louis	ab	r	h	bl
Thompson 2b	3	0	0	0	Coleman II	4	0	0	0
Mitchell 3b	4	0	1	0	Smith ss	4	0	0	0
Leonard lf	3	0	1	0	Herr 2b	3	0	2	0
Maldonado rf	3	0	0	0	Lindeman 1b	3	0	2	0
Aldrete ph-rf	1	0	0	0	Pendleton 3b	3	0	0	0
CDavis cf	4	0	0	0	Pena c	3	1	1	0
WClark 1b	3	0	0	0	McGee cf	3	0	0	0
Melvin c	3	0	3	0	Oquendo rf	2	0	0	1
Milner jr	0	0	0	0	Worrell p-rf	0	0	0	0
DRobinson p	0	0	0	0	Tudor p	2	0	0	0
Spilman ph	0	0	0	0	Morris rf	1	0	0	0
Spier ph	1	0	0	0	Dayley p	0	0	0	0
Uribe ss	3	0	1	0					
Dravecky p	2	0	0	0					
Brenly ph-c	1	0	0	0					
Totals	31	0	6	0	Totals	28	1	5	1

San Francisco	000	000	000	-0
St. Louis	010	000	00x	-1

Game-winning RBI—Oquendo. LOB—San Francisco 8, St. Louis 4. 2B—Pena. S—Uribe. SF—Oquendo.

San Francisco	IP	H	R	ER	BB	SO
Dravecky, L	6	5	1	1	0	8
DRobinson	2	0	0	0	0	1
St. Louis						
Tudor, W	7 1/3	6	0	0	3	6
Worrell	1	0	0	0	0	2
Dayley, S	2 2/3	0	0	0	0	1

T—3:09. A—55,331.

Game #7: October 14 at St. Louis
Cardinals 6, Giants 0

Danny Cox tossed an eight-hit, 6-0 shutout that closed out a 4-3 NLCS win for the Cardinals. St. Louis scored four times in the second inning, highlighted by a three-run HR by Jose Oquendo off Atlee Hamaker. The Giants failed to score in the final 22 innings of the series.

San Francisco				St. Louis					
ab	r	h	bi	ab	r	h	bi		
Aldrete rf	4	0	0	Coleman lf	4	1	1		
Mitchell 3b	4	0	1	Smith ss	4	0	1		
Leonard lf	4	0	2	Herr 2b	5	0	2		
WClark 1b	4	0	1	Lindeman 1b	3	0	0		
CDavis cf	4	0	0	Driessen ph-1b	1	0	0		
Brenly c	3	0	1	Pendleton 3b	1	1	1		
Speier 2b	3	0	0	Lawless ph-3b	2	0	1		
Uribe ss	3	0	2	Pena c	4	1	2		
Hamaker p	0	0	0	McGee cf	4	1	2		
Milner ph	1	0	1	Oquendo rf	2	2	1		
Price p	0	0	0	Cox p	3	0	1		
Downs p	0	0	0						
Thompson ph	1	0	0						
Garretts p	0	0	0						
Lefferts p	0	0	0						
LaCoss p	0	0	0						
Spilman ph	1	0	0						
DRobinson p	0	0	0						
Totals	32	0	8	0	Totals	33	6	12	6

San Francisco 000 000 000-0
 St. Louis 040 002 00x-6

Game-winning RBI—McGee. E—CDavis. DP—St. Louis. LOB—San Francisco 5, St. Louis 9. 2B—McGee. HR—Oquendo. SB—Coleman, Pena. S—Cox.

San Francisco	IP	H	R	ER	BB	SO
Hamaker, L	2	5	4	4	0	3
Price	2/3	2	0	0	0	1
Downs	1 1/3	1	0	0	0	0
Garretts	1 2/3	2	2	2	4	2
Lefferts	0	1	0	0	0	0
LaCoss	1 1/3	1	0	0	1	1
D Robinson	1	0	0	0	0	2
St. Louis						
Cox, W	9	8	0	0	0	5

WP—Garretts. PB—Brenly. T—2:59. A—55,331.



GIANTS 1987 NLCS STATISTICS

PLAYER	AVG.	G	AB	R	H	2B	3B	HR	RBI	GW	BB	IB	SO	SB	CS	DP	E
Aldrete	.100	5	10	0	1	0	0	0	1	0	0	0	2	0	0	1	0
Brenly	.235	6	17	3	4	1	0	1	2	0	3	0	7	0	0	0	0
Clark	.360	7	25	3	9	2	0	1	3	1	3	1	6	1	1	1	1
C. Davis	.150	6	20	2	3	1	0	0	0	0	1	0	4	0	0	1	1
Left-handed	.143	—	7	—	1	0	0	0	0	0	1	0	0	—	—	0	—
Right-handed	.154	—	13	—	2	1	0	0	0	0	0	0	4	—	—	1	—
Leonard	.417	7	24	5	10	0	0	4	5	1	3	0	4	0	0	0	0
Maldonado	.211	5	19	2	4	1	0	0	2	0	0	0	3	0	0	0	0
Melvin	.429	3	7	0	3	0	0	0	0	0	1	1	1	0	0	1	0
Milner	.143	6	7	0	1	0	0	0	0	0	0	0	3	0	0	0	0
Mitchell	.267	7	30	2	8	1	0	1	2	0	0	0	3	1	0	0	1
Speier	.000	3	5	0	0	0	0	0	0	0	0	0	2	0	0	1	0
Spilman	.500	3	2	1	1	0	0	1	1	0	0	0	0	0	0	0	0
Thompson	.100	7	20	4	2	0	1	1	2	0	5	0	7	2	2	0	1
Uribe	.269	7	26	1	7	1	0	0	2	1	0	0	4	1	1	0	1
Left-handed	.300	—	10	—	3	0	0	0	2	1	0	0	1	—	—	0	—
Right-handed	.250	—	16	—	4	1	0	0	0	0	0	0	3	—	—	0	—
Downs	—	1	0	0	0	0	0	0	0	0	0	0	0	0	0	0	0
Dravecky	.167	2	6	0	1	0	0	0	0	0	0	0	1	0	0	0	0
Garrelts	—	2	0	0	0	0	0	0	0	0	0	0	0	0	0	0	0
Hammaker	.000	2	3	0	0	0	0	0	0	0	0	0	2	0	0	0	0
Krukow	.000	1	2	0	0	0	0	0	0	0	1	0	0	0	0	0	0
LaCoss	—	2	0	0	0	0	0	0	0	0	0	0	0	0	0	0	0
Lefferts	—	3	0	0	0	0	0	0	0	0	0	0	0	0	0	0	0
Price	.000	2	1	0	0	0	0	0	0	0	0	0	1	0	0	0	0
Reuschel	.000	2	2	0	0	0	0	0	0	0	0	0	1	0	0	0	1
D. Robinson	—	3	0	0	0	0	0	0	0	0	0	0	0	0	0	0	0
GIANTS	.239	7	226	23	54	7	1	9	20	3	17	2	51	5	4	5	6
Opponents	.260	7	215	23	56	4	4	2	22	4	16	1	42	4	4	8	3

PITCHER	W	L	ERA	G	GS	CG	SHO	SV	IP	H	R	ER	HR	BB	IB	SO
Downs	0	0	0.00	1	0	0	0	0	1.1	1	0	0	0	0	0	0
Dravecky	1	1	0.60	2	2	1	1	0	15.0	7	1	1	0	4	0	14
Garrelts	0	0	6.75	2	0	0	0	0	2.2	2	2	2	0	4	0	4
Hammaker	0	1	7.88	2	2	0	0	0	8.0	12	7	7	2	0	0	7
Krukow	1	0	2.00	1	1	1	0	0	9.0	9	2	2	0	1	0	3
LaCoss	0	0	0.00	2	0	0	0	0	3.1	1	0	0	0	3	1	2
Lefferts	0	0	0.00	3	0	0	0	0	2.0	3	0	0	0	1	0	0
Price	1	0	0.00	2	0	0	0	0	5.2	3	0	0	0	1	0	7
Reuschel	0	1	6.30	2	2	0	0	0	10.0	15	8	7	0	2	0	2
D. Robinson	0	1	9.00	3	0	0	0	0	3.0	3	3	3	0	0	0	3
GIANTS	3	4	3.30	7	7	2	1	0	60.0	56	23	22	2	16	1	42
Opponents	4	3	2.95	7	7	2	2	3	61.0	54	23	20	9	17	2	51

1971 NATIONAL LEAGUE CHAMPIONSHIP SERIES

Game #1: October 2 at Candlestick

Pittsburgh 002 000 200-4 9 0 Blass-L, Moose (6), Giusti (8)
 Giants 001 040 00x-5 7 2 PERRY-W
 HRs: Fuentes, McCovey Att: 40,977

Game #2: October 3 at Candlestick

Pittsburgh 010 210 401-9 15 0 Ellis-W, Miller (6), Giusti-S (9)
 Giants 110 000 002-4 9 0 Cumberland-L, Barr (4), McMahon (5),
 Carithers (7), Bryant (7), Hamilton (9)
 HRs: Robertson 3, Clines, Mays Att: 42,562

Game #3: October 5 at Pittsburgh

Giants 000 001 000-1 5 2 MARICHAL-L
 Pittsburgh 010 000 01x-2 4 1 Johnson-W, Giusti-S (9)
 HRs: Robertson, Hebner Att: 38,322

Game #4: October 6 at Pittsburgh

Giants 140 000 000-5 10 0 Perry-L, Johnson (6), McMahon (8)
 Pittsburgh 230 004 00x-9 11 2 Blass, Kison-W (3), Giusti-S (7)
 HRs: Speier, McCovey, Hebner, Oliver Att: 35,487

GIANTS IN THE WORLD SERIES

Since the World Series began in 1903, the Giants have participated in 15 World Series, winning five World Championships (1905, 1921, 1922, 1933 and 1954). In 1904, the Giants won the National League crown, but the World Series was not played. The Giants also won National League titles in 1888 and 1889. Here's a game-by-game look:

Year	Game	Date	Site	Score	Winner	Loser	Att.
1905	1	10-9	Phi	GIANTS 3, Athletics 0	MATHEWSON	PLANK	17,955
	2	10-10	NY	Athletics 3, GIANTS 0	BENDER	McGinnity	24,992
	3	10-12	Phi	GIANTS 9, Athletics 0	MATHEWSON	COAKLEY	10,991
	4	10-13	NY	GIANTS 1, Athletics 0	McGINNITY	PLANK	13,598
	5	10-14	NY	GIANTS 2, Athletics 0	MATHEWSON	BENDER	24,187
1911	1	10-14	NY	GIANTS 2, Athletics 1	MATHEWSON	BENDER	38,281
	2	10-16	Phi	Athletics 3, GIANTS 1	PLANK	Marquard	26,286
	3	10-17	NY	Athletics 3, GIANTS 2 (11)	COOMBS	MATHEWSON	37,216
	4	10-24	Phi	Athletics 4, GIANTS 2	BENDER	Mathewson	24,355
	5	10-25	NY	GIANTS 4, Athletics 3 (10)	Crandall	Plank	33,228
	6	10-26	Phi	Athletics 13, GIANTS 2	BENDER	Arnes	20,485
1912	1	10-8	NY	Red Sox 4, GIANTS 3	WOOD	Tesreau	35,730
	2	10-9	Bos	GIANTS 6, Red Sox 6 (Tie-11)	MATHEWSON	Collins	30,148
	3	10-10	Bos	GIANTS 2, Red Sox 1	MARQUARD	O'Brien	34,624
	4	10-11	NY	Red Sox 3, GIANTS 1	WOOD	Tesreau	36,502
	5	10-12	Bos	Red Sox 2, GIANTS 1	BEDIENT	MATHEWSON	34,683
	6	10-14	NY	GIANTS 5, Red Sox 2	MARQUARD	O'Brien	30,622
	7	10-15	Bos	GIANTS 11, Red Sox 4	TESREAU	Wood	32,694
	8	10-16	Bos	Red Sox 3, GIANTS 2 (10)	Wood	MATHEWSON	17,034
1913	1	10-7	NY	Athletics 6, GIANTS 4	BENDER	Marquard	36,291
	2	10-8	Phi	GIANTS 3, Athletics 0 (10)	MATHEWSON	PLANK	20,563
	3	10-9	NY	Athletics 8, GIANTS 2	BUSH	Tesreau	36,896
	4	10-10	Phi	Athletics 6, GIANTS 5	BENDER	Demaree	20,568
	5	10-11	NY	Athletics 3, GIANTS 1	PLANK	MATHEWSON	36,632
1917	1	10-6	Chi	White Sox 2, GIANTS 1	CICOTTE	SALLEE	32,000
	2	10-7	Chi	White Sox 7, GIANTS 2	FABER	Anderson	32,000
	3	10-8	NY	GIANTS 2, White Sox 0	BENTON	CICOTTE	33,616
	4	10-11	NY	GIANTS 5, White Sox 0	SCHUPP	Faber	27,746
	5	10-13	Chi	White Sox 8, GIANTS 5	Faber	Sallee	27,323
	6	10-15	NY	White Sox 4, GIANTS 2	FABER	Benton	33,969
1921	1	10-5	NYG	Yankees 3, GIANTS 0	MAYS	Douglas	30,203
	2	10-6	NYG	Yankees 3, GIANTS 0	HOYT	NEHF	34,939
	3	10-7	NYG	GIANTS 13, Yankees 4	Barnes	Quinn	36,509
	4	10-9	NYG	GIANTS 4, Yankees 2	DOUGLAS	MAYS	36,372
	5	10-10	NYG	Yankees 3, GIANTS 1	HOYT	NEHF	35,758
	6	10-11	NYG	GIANTS 8, Yankees 5	Barnes	Shawkey	34,283
	7	10-12	NYG	GIANTS 2, Yankees 1	DOUGLAS	MAYS	36,503
	8	10-13	NYG	GIANTS 1, Yankees 0	NEHF	HOYT	25,410
1922	1	10-4	NYG	GIANTS 3, Yankees 2	Ryan	Bush	36,514
	2	10-5	NYG	GIANTS 3, Yankees 3 (Tie-10)	J. BARNES	SHAWKEY	37,020
	3	10-6	NYG	GIANTS 3, Yankees 0	SCOTT	Hoyt	37,630
	4	10-7	NYG	GIANTS 4, Yankees 3	McQUILLAN	Mays	37,242
	5	10-8	NYG	GIANTS 5, Yankees 3	NEHF	BUSH	38,551
1923	1	10-10	NYG	GIANTS 5, Yankees 4	Ryan	Bush	55,307
	2	10-11	NYG	Yankees 4, GIANTS 2	PENNOCK	McQuillan	40,402
	3	10-12	NYG	GIANTS 1, Yankees 0	NEHF	Jones	62,430
	4	10-13	NYG	Yankees 8, GIANTS 4	Shawkey	Scott	46,302
	5	10-14	NYG	Yankees 8, GIANTS 1	BUSH	Bentley	62,817
	6	10-15	NYG	Yankees 6, GIANTS 4	Penrock	Nehf	34,172
1924	1	10-4	Was	GIANTS 4, Senators 3 (12)	NEHF	JOHNSON	35,760
	2	10-5	Was	Senators 4, GIANTS 3	Zachary	Bentley	35,922
	3	10-6	NY	GIANTS 6, Senators 4	McQuillan	Marberry	47,608
	4	10-7	NY	Senators 7, GIANTS 4	Mogridge	BARNES	49,243
	5	10-8	NY	GIANTS 6, Senators 2	Bentley	JOHNSON	49,271
	6	10-9	Was	Senators 2, GIANTS 1	ZACHARY	Nehf	34,254
	7	10-10	Was	Senators 4, GIANTS 3 (12)	Johnson	Bentley	31,667
1933	1	10-3	NY	GIANTS 4, Senators 2	HUBBELL	Stewart	46,672
	2	10-4	NY	GIANTS 6, Senators 1	SCHUMACHER	Crowder	35,461
	3	10-5	Was	Senators 4, GIANTS 0	WHITEHILL	Fitsimmons	25,727
	4	10-6	Was	GIANTS 2, Senators 1 (11)	HUBBELL	Weaver	26,762
	5	10-7	Was	GIANTS 1, Senators 0	Luque	Russell	28,454
1936	1	9-30	NYG	GIANTS 6, Yankees 1	HUBBELL	RUFFING	39,419
	2	10-2	NYG	Yankees 18, GIANTS 4	GOMEZ	Schumacher	43,543
	3	10-3	NYG	Yankees 2, GIANTS 1	Hadley	FITSIMMONS	64,842
	4	10-4	NYG	Yankees 5, GIANTS 2	PEARSON	Hubbell	66,669
	5	10-5	NYG	GIANTS 5, Yankees 4 (10)	SCHUMACHER	Malone	50,024
	6	10-6	NYG	Yankees 13, GIANTS 5	Gomez	FITSIMMONS	38,427

WORLD SERIES *continued*

Year	Game	Date	Site	Score	Winner	Loser	Att.
1937	1	10-6	NYG	Yankees 8, GIANTS 1	GOMEZ	Hubbell	60,573
	2	10-7	NYG	Yankees 8, GIANTS 1	RUFFING	Melton	57,675
	3	10-8	NYG	Yankees 5, GIANTS 1	Pearson	Schumacher	37,385
	4	10-9	NYG	GIANTS 7, Yankees 3	HUBBELL	Hadley	44,293
	5	10-10	NYG	Yankees 4, GIANTS 2	GOMEZ	Melton	38,216
1951	1	10-4	NYG	GIANTS 5, Yankees 1	KOSLO	Reynolds	65,673
	2	10-5	NYG	Yankees 3, GIANTS 1	LOPAT	Jansen	66,018
	3	10-6	NYG	GIANTS 6, Yankees 2	Hearn	Raschi	52,035
	4	10-8	NYG	Yankees 6, GIANTS 2	REYNOLDS	Maglie	49,010
	5	10-9	NYG	Yankees 13, GIANTS 1	LOPAT	Jansen	47,530
	6	10-10	NYG	Yankees 4, GIANTS 3	Raschi	Koslo	61,711
1954	1	9-29	NY	GIANTS 5, Indians 2 (10)	Grissom	LEMON	52,751
	2	9-30	NY	GIANTS 3, Indians 1	ANTONELLI	Wynn	49,099
	3	10-1	Cle	GIANTS 6, Indians 2	Gomez	Garcia	71,555
	4	10-2	Cle	GIANTS 7, Indians 4	Liddle	Lemon	78,102

1962 WORLD SERIES

Game #1: October 4 at Candlestick			
Yankees	200 000 121-6 11 0	FORD-W	
Giants	011 000 000-2 10 0	O'Dell-L, Larsen (8), Miller (9)	
	HR: Boyer		Att: 43,852
Game #2: October 5 at Candlestick			
Yankees	000 000 000-0 3 1	Terry-L, Daley (8)	
Giants	100 000 10x-2 6 0	SANFORD-W	
	HR: McCovey		Att: 43,910
Game #3: October 7 at New York			
Giants	000 000 002-2 4 3	Pierce-L, Larsen (7), Bolin (8)	
Yankees	000 000 30x-3 5 1	STAFFORD-W	
	HR: Bailey		Att: 71,434
Game #4: October 8 at New York			
Giants	020 000 401-7 9 1	Marichal, Bolin (5), Larsen-W (6), O'Dell-S (7)	
Yankees	000 002 001-3 9 1	Ford, Coates-L (7), Bridges (7)	
	HRs: Haller, Hiller (GS)		Att: 66,607
Game #5: October 10 at New York			
Giants	001 010 001-3 8 2	Sanford-L, Miller (8)	
Yankees	000 101 03x-5 6 0	TERRY-W	
	HRs: Pagan, Tresh		Att: 63,165
Game #6: October 15 at Candlestick			
Yankees	000 010 010-2 3 2	Ford-L, Coates (5), Bridges (8)	
Giants	000 320 00x-5 10 1	PIERCE-W	
	HR: Maris		Att: 43,948
Game #7: October 16 at Candlestick			
Yankees	000 010 000-1 7 0	TERRY-W	
Giants	000 000 000-0 4 1	Sanford-L, O'Dell (8)	
			Att: 43,948

**GIANTS FRANCHISE RECORD
FOR CONSECUTIVE RBI GAMES**

- 11—Mel Ott, June 11-20, 1929
- 10—George Kelly, June 17-27, 1921
 - Mel Ott, May 29-June 9, 1928
- 9—Orlando Cepeda, August 18-26, 1961
 - Willie Mays, April 17-May 1, 1964
 - Willie McCovey, May 25 (second game)-June 6, 1969
 - Will Clark, August 3-11, 1987

GIANTS HALL OF FAMERS

PLAYERS (16)	YEAR INDUCTED	POS.	CAREER AVG.	YRS. WITH GIANTS
Roger Bresnahan	1945	C	.280	1902-08
Roger Connor	1976	1B	.318	1883-94
William "Buck" Ewing	1939	C	.303	1883-92
Frankie Frisch	1947	2B	.316	1919-26
Monte Irvin	1973	OF	.293	1949-55
Travis Jackson	1982	SS	.291	1922-36
George Kelly	1973	1B	.297	1915-17, 19-26
Fred Lindstrom	1976	3B	.311	1924-32
Willie Mays	1979	OF	.302	1951-72
Willie McCovey	1986	1B	.270	1959-73, 77-80
Johnny Mize	1981	1B	.312	1942-49
James O'Rourke	1945	OF	.310	1885-92, 1904
Mel Ott	1951	OF	.304	1926-47
Bill Terry	1954	1B	.341	1923-36
Monte Ward	1964	SS	.278	1883-89, 93-94
Ross Youngs	1972	OF	.322	1917-26

PITCHERS (9)	YEAR INDUCTED	CAREER WINS & ERA	YRS. WITH GIANTS
Carl Hubbell	1947	253 2.97	1928-43
Tim Lincecum	1964	344 2.62	1885-91
Juan Marichal	1983	243 2.89	1960-73
Rube Marquard	1971	201 3.08	1908-15
Christy Mathewson	1936	373 2.13	1900-16
Joe McGinnity	1946	247 2.64	1902-08
Amos Rusie	1977	243 3.07	1890-98
Mickey Welch	1973	311 2.71	1883-92
Hoyt Wilhelm	1985	143 2.52	1952-56

MANAGER (1)	YEAR INDUCTED	CAREER WINS	YRS. WITH GIANTS
John McGraw	1937	2840	1902-32

OTHERS WHO SPENT PART OF THEIR CAREER WITH THE GIANTS (19)

Dave Bancroft (1920-23, 1930); Jake Beckley (1896-97); Dan Brouthers (1904); Jesse Burkett (1890); Burleigh Grimes (1927); Charles "Gabby" Harnett (1941); Rogers Hornsby (1927); Waite Hoyt (1918, 1932); Willie Keeler (1892-93, 1910); Mike "King" Kelly (1893); Ernie Lombardi (1943-47); Bill McKechnie (1916); Joseph "Ducky" Medwick (1943-45); Edd Roush (1916, 1927-29); Ray Schalk (1929); Duke Snider (1964); Warren Spahn (1965); Casey Stengel (1921-23) and Hack Wilson (1923-25).

HALL OF FAME INFIELD

The entire infield of the 1924 Giants are now members of the Hall of Fame. When Travis Jackson was inducted in August, 1982, he completed the talented quartet that received baseball's highest honor. That 1924 New York Giants club recorded a 93-60 record en route to a National League Pennant.

POS.	PLAYER	(Career with N.Y.)	1924 STATS	Inducted
1B	George Kelly	(1915-17, 1919-26)	.324, 136 RBIs	1973
2B	Frankie Frisch	(1919-26)	.328, 121 runs	1947
SS	Travis Jackson	(1922-36)	.302	1982
3B	Freddie Lindstrom	(1924-32)	.287	1976

Four other members of that club also made it to the Hall of Fame—manager John McGraw (inducted 1937), rookie first baseman Bill Terry (inducted 1954), right fielder Ross Youngs (inducted 1972), and center fielder Hack Wilson (inducted 1979).

GIANTS LEAGUE LEADERS AND NOTABLE PERFORMANCES

BATTING CHAMPIONS

1915	Larry Doyle	.320
1930	Bill Terry	.401
1954	Willie Mays	.345

HOME RUN CHAMPIONS

1909	Jack Murray	7
1916	Dave Robertson	12†
1917	Dave Robertson	12†
1921	George Kelly	23
1932	Mel Ott	38†
1934	Mel Ott	35†
1936	Mel Ott	33
1937	Mel Ott	31†
1938	Mel Ott	36
1942	Mel Ott	30
1947	Johnny Mize	51†
1948	Johnny Mize	40†
1955	Willie Mays	51
1961	Orlando Cepeda	46
1962	Willie Mays	49
1963	Willie McCovey	44†
1964	Willie Mays	47
1965	Willie Mays	52
1968	Willie McCovey	36
1969	Willie McCovey	45

RBI CHAMPIONS

1903	Sam Mertes	104
1904	Bill Dahlen	80
1917	Heinie Zimmerman	102
1920	George Kelly	94†
1923	"Irish" Meusel	125
1924	George Kelly	136
1934	Mel Ott	135
1942	Johnny Mize	110
1947	Johnny Mize	138
1951	Monte Irvin	121
1961	Orlando Cepeda	142
1968	Willie McCovey	105
1969	Willie McCovey	126

STRIKEOUT LEADERS


1903	Christy Mathewson	267
1904	Christy Mathewson	212
1905	Christy Mathewson	206
1907	Christy Mathewson	178
1908	Christy Mathewson	259
1911	Rube Marquard	237
1937	Carl Hubbell	159
1944	Bill Voiselle	161

20-GAME WINNERS

		W-L
1901	Christy Mathewson	20-17
1903	Joe McGinnity	*31-20
	Christy Mathewson	30-13
1904	Joe McGinnity	*35-8
	Christy Mathewson	33-12
	Luther Taylor	21-15
1905	Christy Mathewson	*31-9
	Leon Ames	22-8
	Joe McGinnity	21-15
1906	Joe McGinnity	*27-12
	Christy Mathewson	22-12
1907	Christy Mathewson	*24-12
1908	Christy Mathewson	*37-11
	George Willse	23-14
1909	Christy Mathewson	25-6
	George Willse	20-11
1910	Christy Mathewson	*27-9
1911	Christy Mathewson	26-13
	Rube Marquard	24-7
1912	Rube Marquard	†26-11
	Christy Mathewson	23-12
1913	Christy Mathewson	25-11
	Rube Marquard	23-10
	Jeff Tesreau	22-13
1914	Jeff Tesreau	26-10
	Christy Mathewson	24-13
1917	Ferdie Schupp	21-7
1919	Jess Barnes	*25-9
1920	Fred Toney	21-11
	Art Nehf	21-12
	Jess Barnes	20-15
1921	Art Nehf	20-10
1928	Larry Benton	†25-9
	Fred Fitzsimmons	20-9
1933	Carl Hubbell	*23-12
1934	Hal Schumacher	23-10
	Carl Hubbell	21-12
1935	Carl Hubbell	23-12
1936	Carl Hubbell	*26-6
1937	Carl Hubbell	*22-8
	Cliff Melton	20-9
1944	Bill Voiselle	21-16
1947	Larry Jansen	21-5
1951	Sal Maglie	†23-6
	Larry Jansen	†23-11
1954	Johnny Antonelli	21-7
1956	Johnny Antonelli	20-13
1959	Sam Jones	†21-15
1962	Jack Sanford	24-7
1963	Juan Marichal	†25-8
1964	Juan Marichal	21-8
1965	Juan Marichal	22-13
1966	Juan Marichal	25-6
	Gaylord Perry	21-8
1967	Mike McCormick	*22-10
1968	Juan Marichal	*26-9
1969	Juan Marichal	21-11
1970	Gaylord Perry	†23-13
1973	Ron Bryant	*24-12
1986	Mike Krukow	20-9

* - Led League

† - Tied for League Lead



Chris Speier, 1987 Willie Mac Award

ERA LEADERS

1912	Jeff Tesreau	1.96
1913	Christy Mathewson	2.06
1922	Rosy Ryan	3.00
1929	Bill Walker	3.08
1931	Bill Walker	2.26
1933	Carl Hubbell	1.66
1934	Carl Hubbell	2.30
1936	Carl Hubbell	2.31
1949	Dave Koslo	2.50
1950	Jim Hearn	2.49
1952	Hoyt Wilhelm	2.43
1954	Johnny Antonelli	2.29
1958	Stu Miller	2.47
1959	Sam Jones	2.82
1960	Mike McCormick	2.70
1969	Juan Marichal	2.10
1983	Atlee Hammaker	2.25

CY YOUNG AWARD

1967	Mike McCormick
------	----------------

MOST VALUABLE PLAYER

1912	Larry Doyle
1930	Bill Terry
1933	Carl Hubbell
1936	Carl Hubbell
1954	Willie Mays
1965	Willie Mays
1969	Willie McCovey

"WILLIE MAC" AWARD

1980	Jack Clark
1981	Larry Herndon
1982	Joe Morgan
1983	Darrell Evans
1984	Bob Brenly
1985	Mike Krukow
1986	Mike Krukow
1987	Chris Speier

ROOKIE OF THE YEAR

1951	Willie Mays	B.B.W.A.A.
1958	Orlando Cepeda	B.B.W.A.A. & Sporting News
1959	Willie McCovey	B.B.W.A.A. & Sporting News
1965	Frank Linzy	Sporting News
1972	Dave Rader	Sporting News
1973	Gary Matthews	B.B.W.A.A. & Sporting News
1974	John D'Acquisto	Sporting News
1975	John Montefusco	B.B.W.A.A. & Sporting News
1976	Larry Herndon	Sporting News
1986	Robby Thompson	Sporting News

COMEBACK PLAYER OF THE YEAR

1967	Mike McCormick
1977	Willie McCovey
1982	Joe Morgan

MANAGER OF THE YEAR

1951	Leo Durocher	Sporting News
1954	Leo Durocher	Sporting News
1971	Charlie Fox	Sporting News & UPI
1978	Joe Altobelli	UPI
1982	Frank Robinson	UPI
1987	Roger Craig	AP

MAJOR LEAGUE EXECUTIVE OF THE YEAR (Sporting News)

1954	Horace Stoneham
1978	H.B. "Spec" Richardson
1987	Al Rosen

SAN FRANCISCO GIANTS ALL-TIME ROSTER

1958-1987

A

Adams, Glenn, OF, 1975-76
Adams, Rick, IF, 1985
Aldrete, Mike, IF, 1986-
Alexander, Doyle, P, 1981
Alexander, Gary, C, 1975-77
Alou, Felipe, OF, 1958-63
Alou, Jesus, OF, 1963-68
Alou, Mateo, OF, 1960-65
Amalfitano, Joey, IF, 1960-61, 1963
Andrews, Rob, IF, 1977-79
Antonelli, John, P, 1958-60
Arnold, Chris, IF, 1971-76

B

Bailey, Ed, C, 1961-63, 1965
Baker, Dusty, OF, 1984
Barber, Steve, P, 1974
Barclay, Curt, P, 1958-59
Barr, Jim, P, 1971-78, 1982-83
Barrios, Jose, OF, 1982
Barton, Bob, C, 1965-69
Berenguer, Juan, P, 1986
Bergman, Dave, IF, 1981-83
Bertell, Dick, C, 1965
Blanco, Damaso, IF, 1972-74
Blasingame, Don, IF, 1960-61
Blue, Vida, P, 1978-81, 1985-86
Boccabella, John, C, 1974
Bockus, Randy, P, 1986-
Boles, Carl, OF, 1962
Bolin, Bobby, P, 1961-69
Bonds, Bob, OF, 1968-74
Borbon, Pedro, P, 1979
Bordley, Bill, P, 1980
Bourjos, Chris, OF, 1980
Bowman, Ernie, IF, 1961-63
Bradley, Tom, P, 1973-75
Brandt, Jackie, OF, 1958-59
Brening, Fred, P, 1980-83
Brenly, Bob, C, 1981-
Bressoud, Ed, IF, 1958-61
Brown, Chris, IF, 1984-87
Brown, Jake, OF, 1975
Brown, Ollie, OF, 1965-68
Bryant, Ron, P, 1967, 1969-74
Burda, Bob, IF, 1965-66, 1969-70
Burkett, John, P, 1987-
Burnside, Pete, P, 1958
Byerly, Bud, P, 1959-60

C

Cabell, Enos, IF, 1981
Caldwell, Mike, P, 1974-76
Calvert, Mark, P, 1983-84
Cardenal, Jose, OF, 1963-64
Carlton, Steve, P, 1986
Carrithers, Don, P, 1970-73
Cepeda, Orlando, IF, 1958-66
Chavez, Nestor, P, 1967
Choate, Don, P, 1960
Chris, Mike, P, 1982-83
Clark, Jack, OF, 1975-84
Clark, Will, IF, 1986-
Cline, Ty, OF, 1967-68
Coker, Jim, C, 1963
Coleman, Joe, P, 1979
Comstock, Keith, P, 1987

Constable, Jim, P, 1958, 1963
Cornell, Jeff, P, 1984
Cornutt, Terry, P, 1977-78
Crandell, Del, C, 1964
Crone, Ray, P, 1958
Cruz, Hector, OF, 1978-79
Cumberland, John, P, 1970-72
Curtis, John, P, 1977-79

D

D'Acquisto, John, P, 1973-76
Davenport, Jim, IF, 1958-70
Davis, Charles, OF, 1981-87
Davis, Mark, P, 1983-87
Davison, Mike, P, 1969-70
Deer, Rob, OF, 1984-85
DeJesus, Ivan, IF, 1987
Dempsey, Mark, P, 1982
Dietz, Dick, C, 1966-71
Downs, Kelly, P, 1986-
Dravecky, Dave, P, 1987-
Dressler, Rob, P, 1975-76
Driessen, Dan, IF, 1985-86
Duffalo, Jim, P, 1961-65
Duffy, Frank, IF, 1971
Dwyer, Jim, OF, 1978

E

Elliot, Randy, OF, 1977
Estelle, Dick, P, 1964-65
Etheridge, Bob, IF, 1967, 1969
Evans, Darrell, IF, 1976-83

F

Falcone, Pete, P, 1975
Farley, Bob, IF, 1961
Faul, Bill, P, 1970
Finigan, Jim, IF, 1958
Fisher, Ed, P, 1959-61
Fisher, Jack, P, 1963
Fitzgerald, John, P, 1958
Foli, Tim, IF, 1977
Foster, George, OF, 1969-71
Fowlkes, Alan, P, 1982
Fuentes, Tito, IF, 1965-67, 1969-74

G

Gabrielson, Len, OF, 1965-66
Gale, Rich, P, 1982
Gallagher, Al, IF, 1970-73
Gardner, Art, OF, 1978
Garibaldi, Bob, P, 1962-63, 1966, 1969
Garrelts, Scott, P, 1982-
Garrido, Gil, IF, 1964
Gibbon, Joe, P, 1966-69
Gibson, Russ, C, 1970-72
Giel, Paul, P, 1958
Gladden, Dan, OF, 1983-86
Gomez, Randy, C, 1984
Gomez, Ruben, P, 1958
Goodson, Ed, IF, 1970-75
Gott, Jim, P, 1985-87
Grant, Mark, P, 1984, 1986-87
Green, David, IF, 1985
Griffin, Tom, P, 1979-81
Grissom, Marv, P, 1958
Goat, Dick, IF, 1967
Gulden, Brad, C, 1986
Gutierrez, Cesar, IF, 1967, 1969

H

Halicki, Ed, P, 1974-80
 Haller, Tom, C, 1961-67
 Hamilton, Steve, P, 1971
Hammaker, Atlee, P, 1982-
 Hands, Bill, P, 1965
 Hargesheimer, Al, P, 1980-81
 Harrell, John, C, 1969
 Harris, Vic, IF, 1977-78
 Hart, Jim, IF, 1963-73
 Healy, Fran, C, 1971-72
 Heaverlo, Dave, P, 1975-77
 Hegan, Jim, C, 1959
 Heintzelman, Tom, IF, 1977-78
 Heise, Bob, IF, 1970-71
 Henderson, Dava, OF, 1987
 Henderson, Ken, OF, 1965-72
 Hendley, Bob, P, 1964-65
 Henry, Bill, P, 1965-68
 Hensley, Chuck, P, 1986
 Herbel, Ron, P, 1963-69
 Herndon, Larry, OF, 1976-81
 Hiatt, Jack, C, 1965-69
 Hill, Marc, C, 1975-80
 Hiller, Chuck, IF, 1961-65
 Hoeft, Bill, P, 1963, 1966
 Holland, Al, P, 1979-82
 Howarth, Jim, OF, 1971-74
 Hundley, Randy, C, 1964-65
 Hunt, Ron, IF, 1968-70

I

Ivie, Mike, IF, 1978-81

J

Jablonski, Ray, IF, 1958
 James, Skip, IF, 1977-78
 Jeffcoat, Mike, P, 1985
 Johnson, Don, P, 1958
 Johnson, Frank, OF, 1966-71
 Johnson, Jerry, P, 1970-72
 Johnson, Jim, P, 1970
 Johnson, Wallace, IF, 1983
 Johnston, Greg, OF, 1979
 Jones, Chris, OF, 1986
 Jones, Gordon, P, 1958-59
 Jones, Sam, P, 1959-61
 Jones, Sherman, P, 1960
 Joshua, Von, OF, 1975-76

K

Kearney, Bob, C, 1979
 King, Jim, OF, 1958
 Kingman, Brian, P, 1983
 Kingman, Dave, IF-OF, 1971-74
 Kirkland, Willie, OF, 1958-60
 Kline, Ron, P, 1969
 Knepper, Bob, P, 1976-80
Krukow, Mike, P, 1983-
 Kuenn, Harvey, OF, 1961-65
 Kuiper, Duane, IF, 1982-85
 Kutcher, Randy, OF, 1986-87

L

Lacey, Bob, P, 1984
LaCoss, Mike, P, 1986-
 Lancellotti, Rick, IF-OF, 1986
 Landrith, Hobie, C, 1959-61
 Landrum, Don, OF, 1966
 Lanier, Hal, IF, 1964-71
 LaPoint, Dave, P, 1985
 Larker, Norm, IF, 1963

Larkin, Pat, P, 1983
 Larsen, Don, P, 1962-64
 Laskey, Bill, P, 1982-85, 1986
 Lavelle, Gary, P, 1974-84
Lefferts, Craig, P, 1987-
 LeMaster, Johnnie, IF, 1975-85
 LeMay, Dick, P, 1961-62
Leonard, Jeffrey, OF, 1981-
 Lerch, Randy, P, 1983-84
 Linzy, Frank, P, 1963, 1965-70
 Littlejohn, Dennis, C, 1978-80
 Lockman, Whitey, IF-OF, 1958
 Loes, Billy, P, 1960-61
 Long, Dale, IF, 1960

M

MacKenzie, Ken, P, 1964
 Maddox, Garry, OF, 1972-75
 Madlock, Bill, IF, 1977-79
Maldonado, Candy, OF, 1986-
Manwaring, Kirt, C, 1987-
 Maranda, Georges, P, 1960
 Marichal, Juan, P, 1960-73
 Marshall, Dave, OF, 1967-69
 Marshall, Jim, IF, 1960-61
 Martin, Jerry, OF, 1981
 Martin, Renie, P, 1982-84
 Mason, Don, IF, 1966-70
 Mason, Roger, P, 1985
 Matthews, Gary, OF, 1972-76
 May, Milt, C, 1980-83
 Mays, Willie, OF, 1958-72
 McCardell, Roger, C, 1959
 McCormick, Mike, P, 1958-62,
 1967-70
 McCovey, Willie, IF, 1959-73, 1977-80
 McDaniel, Lindy, P, 1966-68
 McDowell, Sam, P, 1972-73
 McGaffigan, Andy, P, 1982-83
 McGlothen, Lynn, P, 1977-78
 McMahan, Don, P, 1969-74
Melendez, Francisco, IF, 1987-
Melvin, Bob, C, 1986-
 Metzger, Butch, P, 1974
 Metzger, Roger, IF, 1978-80
 Miller, Bruce, IF, 1973-76
 Miller, Stu, P, 1958-62
 Milner, Eddie, OF, 1987
 Minton, Greg, P, 1975-87
Mitchell, Kevin, IF, 1987-
 Moffitt, Randy, P, 1972-81
 Monbouquette, Bill, P, 1968
 Montanez, Willie, IF, 1975-76
 Montefusco, John, P, 1974-80
 Monzant, Ramon, P, 1958, 1960
 Moore, Robert, P, 1985
 Morgan, Joe, IF, 1981-82
 Morris, John, P, 1972-74
 Mota, Manuel, OF, 1962
 Muffett, Billy, P, 1959
Mulholland, Terry, P, 1986
 Mullins, Fran, IF, 1984
 Murakami, Masanori, P, 1964-65
 Murcer, Bobby, OF, 1975-76
 Murray, Rich, IF, 1980, 1983

N

Nastu, Phil, P, 1978-80
 Nicosia, Steve, C, 1983-84
 Nieman, Bob, OF, 1962
 Nokes, Matt, C, 1985
 North, Bill, OF, 1979-81

O

O'Connell, Danny, IF, 1958-59
 O'Dell, Billy, P, 1960-64
 Oliver, Al, IF, 1984
 Oliver, Nate, IF, 1968
 O'Malley, Tom, IF, 1982-84
 Ontiveros, Steve, IF, 1973-76
 Orsino, John, C, 1961-62
 Ouellette, Phil, C, 1986

P

Pagan, Jose, IF, 1959-65
 Perez, Marty, IF, 1976
Perlman, Jon, P, 1987-
 Perry, Gaylord, P, 1962-71
 Peterson, Cap, OF, 1962-66
 Pettini, Joe, IF, 1980-83
 Philley, Dave, OF, 1960
 Phillips, Dick, IF, 1962
 Phillips, Mike, IF, 1973-75
 Pierce, Billy, P, 1962-64
 Pignatano, Joe, C, 1962
 Pitlock, Lee, P, 1970
 Pittman, Joe, IF, 1984
 Plank, Ed, P, 1978-79
 Pregenzer, John, P, 1963-64
Price, Joe, P, 1987-
 Priddy, Bob, P, 1965-66
 Pruitt, Ron, OF, 1982-83
 Puente, Miguel, P, 1970

Q

Quinones, Luis, IF, 1986

R

Rabb, John, C, 1982-84
 Rader, Dave, C, 1971-76
 Rajsich, Gary, IF, 1985
 Ransom, Jeff, C, 1981-83
 Reberger, Frank, P, 1970-72
 Redmon, Glenn, IF, 1974
Reid, Jessie, OF, 1987-
 Reitz, Ken, IF, 1976
 Renfroé, Marshall, P, 1959
Reuschel, Rick, P, 1987-
 Rhodes, Dusty, OF, 1959
 Ricelli, Frank, P, 1976
 Richards, Gene, OF, 1984
 Riley, George, P, 1984
 Ripley, Allen, P, 1980-81
 Roberts, Dave, P, 1979
 Robertson, Rich, P, 1966-71
 Robinson, Craig, IF, 1975-76
Robinson, Don, P, 1987-
 Robinson, Jeff, P, 1984-1987
 Rodgers, Andre, IF, 1958-60
 Roenicke, Ron, OF, 1985
 Rosario, Jim, OF, 1971-72
 Rose, Don, P, 1974
 Rowland, Mike, P, 1980-81
 Rudolph, Ken, C, 1974, 1977

S

Sadecki, Ray, P, 1966-69
 Sadek, Mike, C, 1973, 1975-81
 Sanchez, Alex, OF, 1984
 Sanford, Jack, P, 1959-65
 Sasser, Mackey, C, 1987
 Sauer, Hank, OF, 1958-59
 Schatzeder, Dan, P, 1982
 Schmidt, Bob, C, 1958-61
 Schofield, Dick, IF, 1965-66
 Schroder, Bob, IF, 1965-68

Shaw, Bob, P, 1964-66
 Shipley, Joe, P, 1958-60
 Siebern, Norm, IF, 1967
 Smith, Billy, IF, 1981
 Smith, Chris, IF, 1983
 Smith, Reggie, IF, 1982
 Snider, Duke, OF, 1964
 Sorrell, Bill, IF, 1967
 Sosa, Elias, P, 1972-74
 Spahn, Warren, P, 1965
 Speake, Bob, OF, 1958-59
 Speed, Horace, OF, 1975
Speier, Chris, IF, 1971-77, 1987-
 Spencer, Daryl, IF, 1958-59
Spilman, Harry, IF, 1986-
 Stanek, Al, P, 1963
 Stember, Jeff, P, 1980
 Stennett, Rennie, IF, 1980-81
 Stephenson, John, C, 1969-70
 Stone, Steve, P, 1971-72
 Strain, Joe, IF, 1979-80
 Sularz, Guy, IF, 1980-83
 Summers, Champ, OF, 1982-83

T

Tamargo, John, C, 1978-79
 Taussig, Don, OF, 1958
 Taylor, Bob, OF, 1970
 Testa, Nick, C, 1958
 Thomas, Derrel, IF, 1975-77
 Thomas, Valmy, C, 1958
 Thomasson, Gary, OF, 1972-77
Thompson, Robby, IF, 1986-
 Thompson, Scot, IF, 1984-85
 Toms, Tommy, P, 1975-77
 Trevino, Alex, C, 1985
 Trillo, Manny, IF, 1984-85
 Tufts, Bob, P, 1981

U

Uribe, Jose, IF, 1985-

V

Vail, Mike, OF, 1983
 Venable, Max, OF, 1979-83
 Virgil, Ozzie, IF, 1966, 1969

W

Wagner, Leon, OF, 1958-59, 1969
 Ward, Colin, P, 1985
 Wasinger, Mark, IF, 1987
 Wellman, Brad, IF, 1982-86
 Whitaker, Steve, OF, 1970
 White, Bill, IF, 1958
 Whitfield, Terry, OF, 1977-80
 Whitson, Ed, P, 1979-81
 Wicker, Floyd, OF, 1971
 Wilfong, Rob, IF, 1987
 Williams, Bernie, OF, 1970-72
 Williams, Charlie, P, 1972-78
 Williams, Frank, P, 1984-86
Williams, Matt, IF, 1987-
 Willoughby, Jim, P, 1971-74
 Wilson, Neill, C, 1960
 Wohlford, Jim, OF, 1980-82
 Woodard, Mike, IF, 1985-87
 Worthington, Al, P, 1958-59

Y

Youngblood, Joel, OF, 1983-

Z

Zanni, Don, P, 1958-59, 1961

Giants Minor League System



GIANTS MINOR LEAGUE SYSTEM

Vice President, Baseball Operations
 Director of Scouting
 Director of Minor League Operations
 Assistant Director of Minor League Operations/Scouting
 Head Minor League Trainer

Bob Kennedy
 Bob Fontaine
 Carlos Alfonso
 Dave Nahabedian
 Bruce Graham

MINOR LEAGUE INSTRUCTORS

Pitching Coordinator	Larry Hardy
Catching	R.J. Harrison
Infield	Rafael Landestoy
Outfield/Hitting	Cot Deal

FARM TEAMS

AAA PHOENIX FIREBIRDS

Pacific Coast League
 Phoenix Municipal Stadium
 5999 E. Van Buren Street
 Phoenix, AZ 85008
 (602) 275-0500

Martin Stone, President
 Michael Bucek, General Manager
 Wendell Kim, Field Manager
 Tim Blackwell, Coach
 Marty DeMerritt, Coach
 Cliff Shidawara, Trainer

AA SHREVEPORT CAPTAINS

Texas League
 Fair Grounds Field
 P.O. Box 3448
 Shreveport, LA 71109-3448
 (318) 636-5555

Taylor Moore, President
 Jon Long, General Manager
 Jack Mull, Field Manager
 Steve Cline, Coach
 Vince Sferrazza, Trainer

A SAN JOSE GIANTS

California League
 Municipal Stadium
 P.O. Box 21727
 San Jose, CA 95151
 (408) 297-1435

Richard Beahrs, President
 Harry Steve, General Manager
 Duane Espy, Field Manager
 Todd Oakes, Coach
 Lance Hutchins, Trainer

A CLINTON GIANTS

Midwest League
 Riverview Stadium
 P.O. Box 789
 Clinton, IA 52732
 (319) 242-0727

Bill Gardner, President
 Mark Poling, General Manager
 Bill Evers, Field Manager
 Jeff Morris, Coach
 Jim Anderson, Trainer

R EVERETT GIANTS

Northwest League
 P.O. Box 1346
 Everett, WA 98206-1346
 (206) 258-3673

Bob Bavasi, President
 Mark Pajak, General Manager
 Joe Strain, Field Manager
 Eddie Bonine, Coach
 Bruce Graham, Trainer

R POCATELLO GIANTS

Pioneer League
 P.O. Box 2169
 Pocatello, ID 83206
 (208) 232-0211

Bob Lamar, President
 Steve Oates, General Manager
 Jack Hiatt, Field Manager
 Diego Segui, Coach
 David Edwards, Trainer

1987 GIANTS ORGANIZATIONAL STANDINGS

TEAM	LEAGUE	LEVEL	WON-LOST	STANDING	GB
Phoenix	Pacific Coast	AAA	39-33 1st Half 38-34 2nd Half	2nd 2nd	-5 -001
Shreveport	Texas	AA	40-26 1st Half 38-31 2nd Half	1st* 2nd	+3.5 -5
Fresno	California	A	42-30 1st Half 38-33 2nd Half	1st** 1st	+1 +1
Clinton	Midwest	A	72-67	2nd***	-3.5
Everett	Northwest	Rookie	49-26	1st****	+4
Pocatello	Pioneer	Rookie	23-47	3rd	-26

*Lost Texas League semifinals, two games to one to Jackson (Mets).

**Won California League Championship, defeating Reno (Padres) four games to three.

***Lost Midwest League semifinals, two games to one to Springfield (Cards).

****Lost Northwest League championship, two games to one to Spokane (Padres).

1987 MINOR LEAGUE HIGHLIGHTS

1987 IN REVIEW the Giants farm system finished with the sixth best organizational record, posting a 379-328 mark for a winning percentage of .536 . . . four of the six clubs made it to the playoffs, including Fresno, which won its sixth California League Championship in its 30th, and last, year of affiliation with San Francisco . . . the other playoff teams were: Shreveport in the Texas League; Clinton in the Midwest League; and Everett in the Northwest League . . . the Giants have moved their California League entry to San Jose for the 1988 season . . .

INDIVIDUAL PLAYER HIGHLIGHTS Phoenix first baseman **Francisco Melendez** was selected to the Pacific Coast league All-Star team after hitting .327, third in the league, and pacing the circuit with 168 hits . . . at Shreveport, lefthander **Dennis Cook** won Texas League Pitcher of the Year honors and was selected to the Class-AA All-Star team with a 9-2, 2.13 mark . . . righthander **John Burkett** led the league with 178 innings pitched and tied for the lead with 14 wins . . . at Fresno, second baseman **Jeff Carter** led the California League with 109 runs scored and with 11 triples . . . at Clinton, three players were named to the Midwest League All-Star team: first baseman **Mark Leonard** (.320, 15 homers and 80 RBIs); outfielder **Greg Ritchie** (finished second in the league with a .337 average, four HRs, 49 RBIs, 41 stolen bases and a league-leading .455 on-base percentage); and left-handed starter **Trevor Wilson** (10-6, 2.01, second best ERA in the league) . . . outfielder **Tod Ronson** paced the league with 44 doubles . . . third baseman **Markus Owens** was Everett's lone representative to the Northwest League All-Star team, hitting .357 (third in the league), with 16 homers and 54 RBIs . . . Owens led the league in HRs, slugging percentage (.638) and on-base percentage (.474) . . . lefthander **Eric Gunderson** led the league with five complete games, three shutouts and 99 strikeouts . . . righthander **Tom Hostetler** tied for the league lead with nine wins . . . at Pocatello, shortstop **Andres Santana** was selected to the Pioneer League All-Star team and was voted as the league's top prospect . . . Santana hit .262 with a league-high 45 stolen bases in 67 games . . . first baseman **Bill Carlson** led the league with 20 doubles and 67 RBIs in 68 games.

GIANTS FULL-TIME SCOUTS

NAME	TERRITORY
Harry Craft	Major League Scout
Nino Escalera	Latin America
Jim Fairey	NC, SC, TN
George Genovese	Greater Los Angeles Area
Milt Graff	Major League Scout
Herman Hannah	MI, OH
Grady Hatton	Major League Scout
Al Heist	National Cross Checker
Richie Klaus	IL, MN, IN
Andy Korenek	AK, LA, TX
Alan Marr	NJ, NY, PA
Bob Miller	National Cross Checker
Jack Paepke	Southern California
Bill Parese	KS, NE, OK, ND, SD
Ken Parker	National Cross Checker
Mike Russell	AL, MS, TN
Hank Sauer	Major League Scout
John Shafer	OR, WA, ID, MT
George Silvey	Major League Scout
Bill Teed	New England States
Todd Thomas	MO, IA, WI
Gene Thompson	AZ, CO, NM
Mike Toomey	KY, MD, VA, WV, DE
Jack Uhley	Northern California, NV, UT
John Van Ornum	Central California
Tom Zimmer	FL, GA

MINOR LEAGUE PLAYERS

ALDRETE, Richard Douglas (Rich)

OF

Born: January 1, 1965, Carmel, CA **Resides:** Monterey, CA
Bats: Left **Throws:** Left **Height:** 5-11 **Weight:** 180

How Obtained: Giants #31 selection in June, 1987 Draft. Signed by Jack Uhey
 Graduated from Monterey High School in 1983 . . . attended University of California . . . younger brother of Mike . . . single.

Year	Club	AVG.	G	AB	R	H	2B	3B	HR	RBI	BB	SO	SB
1987	Everett	.300	59	220	36	66	13	0	1	29	29	29	0

ALEXIS, Rafael

RHP

Born: April 26, 1969, Barahona, DR **Resides:** Barahona, DR
Bats: Right **Throws:** Right **Height:** 6-3 **Weight:** 180

How Obtained: Signed by Nino Escalera as a free agent, April 13, 1987
 Older brother of Maximo Aleys . . . single.

ALEYS, Maximo Antonio

LHP

Born: September 5, 1970, Barahona, DR **Resides:** Barahona, DR
Bats: Both **Throws:** Left **Height:** 6-0 **Weight:** 160

How Obtained: Signed by Nino Escalera as a free agent, September 4, 1987
 Younger brother of Rafael Alexis.

ARIAS, Francisco Antonio

RHP

Born: March 9, 1967, San Pedro de Macoris, DR **Resides:** San Pedro de Macoris, DR
Bats: Right **Throws:** Right **Height:** 6-1 **Weight:** 165

How Obtained: Signed by Nino Escalera as a free agent, February 7, 1986

Year	Club	W-L	ERA	G	GS	CG	SHO	SV	IP	H	R	ER	BB	SO
1987	Pocateello	0-4	6.68	18	0	0	0	0	32.1	45	30	24	17	10

BARRY, John

IF

Born: December 12, 1963, Van Nuys, CA **Resides:** Agoura, CA
Bats: Right **Throws:** Right **Height:** 6-2 **Weight:** 180

How Obtained: Giants #4 selection in January, 1986 Draft. Signed by George Genovese.

Graduated from Crespi (Sherman Oaks, CA) High in 1982 . . . attended U.C.L.A. . . . single.

Year	Club	AVG.	G	AB	R	H	2B	3B	HR	RBI	BB	SO	SB
1986	Clinton	.243	80	230	21	56	13	0	0	20	12	47	1
1987	Fresno	.271	110	395	35	107	10	0	0	33	41	72	7

BENJAMIN, Michael Paul (Mike)

IF

Born: November 22, 1965, Euclid, OH **Resides:** Bellflower, CA
Bats: Right **Throws:** Right **Height:** 6-3 **Weight:** 195

How Obtained: Giants #3 selection in June, 1987 Draft. Signed by Gene Thompson

Graduated from Bellflower (CA) High in 1983 . . . attended Arizona State University . . . 1987 NCAA All-American . . . married.

Year	Club	AVG.	G	AB	R	H	2B	3B	HR	RBI	BB	SO	SB
1987	Fresno	.241	64	212	25	51	6	4	6	24	24	71	6

BENOIT, Dickens

OF

Born: November 20, 1965 **Resides:** Brooklyn, NY
Bats: Right **Throws:** Right **Height:** 6-3 **Weight:** 220

How Obtained: Signed by Alan Marr as a free agent, June 17, 1987

Attended St. Francis College . . . single.

Year	Club	AVG.	G	AB	R	H	2B	3B	HR	RBI	BB	SO	SB
1987	Everett	.280	57	186	41	52	5	2	11	42	23	55	10

BIRCH, Brock David**LHP**

Born: January 11, 1966, Portland, OR **Resides:** Milwaukie, OR
Bats: Left **Throws:** Left **Height:** 6-4 **Weight:** 200

How Obtained: Signed by John Shafer as a free agent, February 7, 1986

Graduated from Clackamas (OR) High in 1984 . . . attended Clackamas CC . . . single.

Year	Club	W-L	ERA	G	GS	CG	SHO	SV	IP	H	R	ER	BB	SO
1986	Everett	1-0	5.75	18	0	0	0	1	36.0	35	29	23	39	34
1987	Clinton	0-0	3.88	25	3	0	0	1	51.0	54	30	22	32	26

BLAIR, Paul L. D. III**IF**

Born: May 14, 1964, Los Angeles, CA **Resides:** Los Angeles, CA
Bats: Right **Throws:** Right **Height:** 5-11 **Weight:** 160

How Obtained: Signed by George Genovese as a free agent, June 14, 1984

Graduated from Birmingham High (Van Nuys, CA) in 1982 . . . attended Pierce College (Woodland Hills, CA) . . . son of Paul Blair, ML outfielder (1964-80) with Baltimore, Yankees and Cincinnati . . . single.

Year	Club	AVG.	G	AB	R	H	2B	3B	HR	RBI	BB	SO	SB
1984	Everett	.301	41	136	7	41	4	0	1	10	8	18	2
1985	Clinton	.248	110	399	51	99	6	3	0	19	36	43	13
1986	Shreveport	.195	21	41	4	8	0	1	0	0	6	9	2
	Fresno	.308	13	26	2	8	0	1	0	3	5	4	0
	Clinton	.220	61	191	20	42	5	0	0	15	20	27	6
1987	Fresno	.258	92	298	49	77	8	2	0	25	30	56	8

BLUHM, William H. (Bill)**RHP**

Born: May 26, 1965 **Resides:** Canoga Park, CA
Bats: Right **Throws:** Right **Height:** 6-4 **Weight:** 210

How Obtained: Signed by George Genovese as a free agent, May 23, 1987

Year	Club	W-L	ERA	G	GS	CG	SHO	SV	IP	H	R	ER	BB	SO
1987	Everett	1-1	2.79	13	2	0	0	1	29.0	28	15	9	19	19

BONILLA, George E.**LHP**

Born: February 20, 1963, Orange, CA **Resides:** Highland Park, IL
Bats: Left **Throws:** Left **Height:** 6-1 **Weight:** 190

How Obtained: Giants #14 selection in June, 1985 Draft. Signed by Harvey Koepf

Graduated from El Modena High (Orange, CA) . . . 1985 graduate from the University of California, Santa Barbara . . . married.

Year	Club	W-L	ERA	G	GS	CG	SHO	SV	IP	H	R	ER	BB	SO
1985	Everett	4-6	4.12	13	12	3	0	0	87.1	93	47	40	36	82
1986	Clinton	6-5	2.45	39	7	2	0	4	92.0	74	32	25	27	73
1987	Fresno	12-8	2.83	36	12	1	1	4	120.2	117	50	38	41	102

BRANTLEY, Jeffrey Hoke (Jeff)**RHP**

Born: September 5, 1963, Florence, AL **Resides:** Clinton, MS
Bats: Right **Throws:** Right **Height:** 5-11 **Weight:** 180

How Obtained: Giants #6 selection in June, 1985 Draft. Signed by Ken Parker

Graduated from W.A. Berry High in 1981 . . . attended Mississippi State University . . . 1985 NCAA All-American . . . married.

Year	Club	W-L	ERA	G	GS	CG	SHO	SV	IP	H	R	ER	BB	SO
1985	Fresno	8-2	3.33	14	13	3	0	0	94.2	83	39	35	37	85
1986	Shreveport	8-10	3.48	26	26	8*	3	0	165.2	139	78	64	69	125
1987	Shreveport	0-1	3.09	2	2	0	0	0	11.2	12	7	4	4	7
	Phoenix	6-11	4.65	29	28	2	0	0	170.1	187	110	88	82	111

BREITENBUCHER, Karl Richard**RHP**

Born: September 23, 1968, Church Home, MD **Resides:** Pasadena, MD
Bats: Right **Throws:** Right **Height:** 6-2 **Weight:** 198

How Obtained: Signed by Mike Toomey as a free agent

Graduated from Archbishop Spaulding (MD) in 1987 . . . single.

Year	Club	W-L	ERA	G	GS	CG	SHO	SV	IP	H	R	ER	BB	SO
1987	Pocatello	5-8	5.96	15	13	1	0	0	77.0	98	67	51	40	37

BUFFOLINO, Rocco**RHP**

Born: November 12, 1965 **Resides:** Van Nuys, CA
Bats: Right **Throws:** Right **Height:** 6-0 **Weight:** 195
How Obtained: Giants #41 selection in June, 1987 Draft. Signed by Jack Uhey
 Graduated from Montclair Prep (Van Nuys, CA) in 1983 . . . attended
 Sacramento State University . . . single.

Year	Club	W-L	ERA	G	GS	CG	SHO	SV	IP	H	R	ER	BB	SO
1987	Pocatello	2-3	1.97	19	0	0	0	5	32.0	27	10	7	12	28
	Clinton	0-3	6.23	9	0	0	0	0	13.0	17	12	9	6	6

CARLSON, Bill**IF**

Born: April 21, 1965 **Resides:** Northridge, CA
Bats: Right **Throws:** Right **Height:** 6-2 **Weight:** 195
How Obtained: Signed by George Genovese as a free agent, January 17, 1987
 Attended the University of Florida . . . single.

Year	Club	AVG.	G	AB	R	H	2B	3B	HR	RBI	BB	SO	SB
1987	Pocatello	.324	68	259	45	84	20*	4	10	67*	18	30	1
	Clinton	.220	20	50	5	11	2	0	0	8	4	8	0

CARTER, Jeffrey David (Jeff)**IF**

Born: October 20, 1963, Chicago, IL **Resides:** Fresno, CA
Bats: Both **Throws:** Right **Height:** 6-0 **Weight:** 185
How Obtained: Giants #9 selection in June, 1985 Draft. Signed by Bill Parese
 Graduated from Evanston Township (IL) High in 1981 . . . attended the Univer-
 sity of Nebraska . . . single.

Year	Club	AVG.	G	AB	R	H	2B	3B	HR	RBI	BB	SO	SB
1985	Everett	.304	54	207	45	63	9	4	4	22	36	32	28
1986	Clinton	.227	128	472	62	107	13	3	3	47	58	76	60*
1987	Fresno	.275	135	510	109*	140	14	11*	6	50	94	75	49

COCKRELL, Atlee Alan (Alan)**OF**

Born: December 5, 1962, Kansas City, KS **Resides:** Joplin, MO
Bats: Right **Throws:** Right **Height:** 6-2 **Weight:** 215
How Obtained: Giants #1 selection (ninth overall) in June, 1984 Draft. Signed by
 Mark Conkin
 Graduated from Parkwood High (Joplin, MO) in 1981 . . . attended the University of
 Tennessee . . . 1984 NCAA All-American . . . was Tennessee's starting quarterback
 in 1982-83 . . . previously drafted by Toronto in June, 1981 . . . married.

Year	Club	AVG.	G	AB	R	H	2B	3B	HR	RBI	BB	SO	SB
1984	Everett	.375	2	8	1	3	0	0	0	3	1	2	0
	Fresno	.215	61	214	20	46	6	0	1	32	28	66	0
1985	Shreveport	.253	126	455	53	115	25	3	11	67	54	137	12
1986	Shreveport	.258	124	438	66	113	31	3	14	78	61	127	4
1987	Phoenix	.257	129	432	82	111	23	5	11	72	69	131	7

COLBERT, Craig Charles**IF**

Born: February 13, 1965 **Resides:** McAllen, TX
Bats: Right **Throws:** Right **Height:** 6-0 **Weight:** 190
How Obtained: Giants #20 selection in June, 1986 Draft. Signed by Bill Parese
 Attended Oral Roberts University . . . single.

Year	Club	AVG.	G	AB	R	H	2B	3B	HR	RBI	BB	SO	SB
1986	Clinton	.228	72	263	26	60	12	0	1	17	23	54	4
1987	Fresno	.245	115	388	41	95	12	4	6	51	22	89	5

COLPITT, Michael Jerome (Mike)**C**

Born: December 24, 1964 **Resides:** Okmulgee, OK
Bats: Right **Throws:** Right **Height:** 6-0 **Weight:** 180

How Obtained: Phillies #2 selection in June, 1983 Draft. Signed by Doug Gassaway.
 Signed with the Giants October 21, 1987

Graduated from Okmulgee (OK) High in 1983.

Year	Club	W-L	ERA	G	GS	CG	SHO	SV	IP	H	R	ER	BB	SO
1985	Spartanburg	0-0	10.37	22	1	0	0	0	37.0	43	46	43	51	18
1986	Spartanburg	0-4	7.88	33	1	0	0	0	40.0	43	48	35	49	15

Year	Club	AVG.	G	AB	R	H	2B	3B	HR	RBI	BB	SO	SB
1983	Bend	.217	18	46	7	10	1	1	1	4	11	26	2
	Helena	.151	32	106	14	16	3	0	3	7	17	46	1
1984	Bend	.229	68	245	30	56	15	1	4	35	22	83	7
1985	Clearwater	.133	11	30	3	4	0	0	0	2	3	6	0
1987	Spartanburg	.208	16	24	1	5	1	0	0	2	5	4	1

COMSTOCK, Brad William**RHP**

Born: October 8, 1964, Redwood City, CA **Resides:** Redwood City, CA
Bats: Right **Throws:** Right **Height:** 6-0 **Weight:** 195

How Obtained: Signed by Dave Nahabedian as a free agent, June 1987

Graduated from San Carlos (CA) High in 1982 . . . attended San Francisco State University . . . brother Keith pitches for San Diego . . . single.

Year	Club	W-L	ERA	G	GS	CG	SHO	SV	IP	H	R	ER	BB	SO
1987	Everett	3-1	3.89	16	2	1	1	2	41.2	42	19	18	21	26

CONNELLY, Daron Lee**RHP**

Born: August 21, 1964, San Diego, CA **Resides:** North Hollywood, CA
Bats: Right **Throws:** Right **Height:** 6-2 **Weight:** 180

How Obtained: Signed by George Genovese as a free agent, June 21, 1986

Graduated from North Hollywood (CA) High in 1982 . . . attended Valley JC and Cal State Dominguez Hills . . . single.

Year	Club	W-L	ERA	G	GS	CG	SHO	SV	IP	H	R	ER	BB	SO
1986	Tri-Cities	0-5	8.24	19	4	0	0	2	51.1	69	54	47	33	36
1987	Clinton	6-4	2.76	47	3	0	0	3	88.0	81	35	27	32	71

CONNER, Gregory Lydell (Greg)**OF**

Born: September 28, 1963 **Resides:** Theodore, AL
Bats: Right **Throws:** Right **Height:** 6-2 **Weight:** 210

How Obtained: Giants #7 selection in June, 1986 Draft. Signed by Ken Parker

Attended the University of Southern Mississippi . . . single.

Year	Club	AVG.	G	AB	R	H	2B	3B	HR	RBI	BB	SO	SB
1986	Clinton	.275	62	200	27	55	10	0	5	29	5	39	23
1987	Fresno	.242	129	480	51	116	26	5	10	70	24	122	11

CONNOLLY, Stephen Edward (Steve)**LHP**

Born: April 11, 1964, Santa Monica, CA **Resides:** Tarzana, CA
Bats: Left **Throws:** Left **Height:** 6-3 **Weight:** 195

How Obtained: Signed by John Van Ornum as a free agent, June 19, 1987

Graduated from Crespi High (Sherman Oaks, CA) in 1982 . . . graduated from the University of California, Santa Barbara in 1987 . . . single.

Year	Club	W-L	ERA	G	GS	CG	SHO	SV	IP	H	R	ER	BB	SO
1987	Pocatello	3-7	4.25	13	13	1	1	0	72.0	89	52	34	18	46

COOPER, James Carroll (Jamie)**OF**

Born: May 31, 1966, DeKalb, TX **Resides:** Hooks, TX
Bats: Both **Throws:** Right **Height:** 6-3 **Weight:** 185

How Obtained: Giants #6 selection in June, 1987 Draft. Signed by Andy Korenek

Graduated from Hooks (TX) High in 1984 . . . attended Dallas Baptist University . . . single.

Year	Club	AVG.	G	AB	R	H	2B	3B	HR	RBI	BB	SO	SB
1987	Everett	.217	59	203	32	44	5	1	0	13	16	64	26

CORBELL, Charles Dean, Jr. (Charlie)**RHP**

Born: November 30, 1960, Baytown, TX **Resides:** Crosby, TX
Bats: Right **Throws:** Right **Height:** 6-1 **Weight:** 180

How Obtained: Giants #21 selection in June, 1983 Draft. Signed by Andy Korenek

Graduated from Ross Sterling High (Baytown, TX) in 1979 . . . attended Blinn College (Brenham, TX) and the University of Arkansas . . . California League Pitcher of the Year and Class-A All-Star in 1985 . . . 1986 Texas League All-Star . . . previously drafted by the White Sox in January, 1981 draft . . . single.

Year	Club	W-L	ERA	G	GS	CG	SHO	SV	IP	H	R	ER	BB	SO
1983	Great Falls	3-3	2.98	8	8	1	0	0	54.1	47	23	18	14	43
	Clinton	0-2	4.88	6	5	0	0	0	31.1	38	22	17	11	23
1984	Clinton	9-11	2.64	25	25	7	1	0	177.0	148	71	52	52	101
1985	Fresno	17-4	3.23	26	26	9	3	0	181.1	174	77	65	61	89
1986	Shreveport	11-6	2.95	26	26	8	4	0	176.2	163	67	58	36	69
1987	Phoenix	9-7	4.80	30	28	3	1	0	172.1	212	109	92	48	81

CUCJEN, Romulo James (Romy)**IF**

Born: April 22, 1962, San Diego, CA **Resides:** Phoenix, AZ
Bats: Right **Throws:** Right **Height:** 6-1 **Weight:** 180

How Obtained: Giants #17 selection in June, 1984 Draft. Signed by Gene Thompson

Graduated from Bonita Vista High (Chula Vista, CA) in 1980 . . . attended Southwestern JC and Arizona State University . . . previously drafted by Baltimore in January, 1982 . . . married.

Year	Club	AVG.	G	AB	R	H	2B	3B	HR	RBI	BB	SO	SB
1985	Fresno	.266	108	342	41	91	14	3	11	54	43	90	0
1986	Shreveport	.167	30	66	4	11	2	2	0	8	6	8	0
	Fresno	.310	81	271	45	84	23	5	10	47	45	58	2
1987	Shreveport	.268	109	314	36	84	17	4	6	33	28	56	0

DABNEY, Ty Cowan**OF**

Born: August 23, 1962, San Diego, CA **Resides:** Riverside, CA
Bats: Left **Throws:** Right **Height:** 6-0 **Weight:** 170

How Obtained: Giants #13 selection in June, 1985 Draft. Signed by Jack Paepke

Graduated from Arlington High (Riverside, CA) in 1980 . . . attended the University of California, Riverside . . . 1986 California League MVP . . . single.

Year	Club	AVG.	G	AB	R	H	2B	3B	HR	RBI	BB	SO	SB
1985	Everett	.329	57	210	36	69	13	5	6	31	32	32	0
1986	Fresno	.343	121	446	75	153	36*	2	15	107	47	64	3
	Phoenix	.333	11	36	5	12	3	1	1	4	3	6	0
1987	Shreveport	.307	119	436	55	134	35	7	10	67	28	60	5

DAVIS, Harry Lemon**OF**

Born: August 27, 1964, San Bernardino, CA **Resides:** Rosemount, MN
Bats: Both **Throws:** Right **Height:** 5-10 **Weight:** 165

How Obtained: Signed by Jack Paepke as a free agent, June 26, 1984

Graduated from Cajon High (San Bernardino, CA) in 1982 . . . attended San Bernardino Valley College . . . single.

Year	Club	AVG.	G	AB	R	H	2B	3B	HR	RBI	BB	SO	SB
1984	Everett	.207	48	184	26	38	2	1	1	16	22	36	22
1985	Clinton	.205	84	302	39	62	11	2	6	39	23	66	12
1986	Fresno	.244	96	275	44	67	11	4	4	40	30	76	18
1987	Fresno	.296	116	415	76	123	39	2	6	58	47	87	21

DeLaROSA, Domingo German**RHP**

Born: June 28, 1967, Santo Domingo, DR **Resides:** Santo Domingo, DR
Bats: Right **Throws:** Right **Height:** 5-11 **Weight:** 170

How Obtained: Signed by Nino Escalera as a free agent, August 7, 1985

Year	Club	W-L	ERA	G	GS	CG	SHO	SV	IP	H	R	ER	BB	SO
1987	Pocatello	1-3	6.25	11	6	0	0	0	36.0	41	30	25	20	20

DEWEY, Mark Alan**RHP**

Born: January 3, 1965, Grand Rapids, MI **Resides:** Jenison, MI
Bats: Right **Throws:** Right **Height:** 6-0 **Weight:** 185

How Obtained: Giants #23 selection in June, 1987 Draft. Signed by Herman Hannah

Graduated from Jenison (MI) High in 1982 . . . attended Grand Valley State College . . . single.

Year	Club	W-L	ERA	G	GS	CG	SHO	SV	IP	H	R	ER	BB	SO
1987	Everett	7-3	3.30	19	10	1	0	1	84.2	88	39	31	26	67

DIXON, Andrew Fitzgerald (Andy)**OF**

Born: March 8, 1964, Kingston, Jamaica **Resides:** Virginia Beach, VA
Bats: Left **Throws:** Left **Height:** 6-0 **Weight:** 185

How Obtained: Giants #17 selection in June, 1986 Draft. Signed by Mike Toomey

Graduated from Poughkeeps (NY) High in 1982 . . . attended Norfolk State . . . single.

Year	Club	AVG.	G	AB	R	H	2B	3B	HR	RBI	BB	SO	SB
1986	Everett	.220	56	214	48	47	4	0	1	15	29	52	37
1987	Clinton	.333	58	243	34	81	12	5	0	23	17	35	34
	Shreveport	.272	71	267	42	78	12	3	0	28	12	35	37

DOMINGUEZ, Jose Benton**RHP**

Born: June 25, 1963, Ft. Walton Beach, FL **Resides:** West Melbourne, FL
Bats: Right **Throws:** Right **Height:** 6-2 **Weight:** 220

How Obtained: Twins #26 selection in June, 1984 Draft. Signed by Jess Flores, Sr. Traded to the Giants with Bryan Hickerson and Ray Velasquez for Dan Gladden and David Blakley, March 31, 1987

Graduated from Cabrillo High (Lompoc, CA) in 1981 . . . attended Allan Hancock JC (Santa Monica, CA) and Cal State Northridge . . . member of the 1984 NCAA Division II Champions . . . single.

Year	Club	W-L	ERA	G	GS	CG	SHO	SV	IP	H	R	ER	BB	SO
1984	Visalia	2-7	4.85	23	8	4	0	0	85.0	85	56	46	54	58
1985	Visalia	8-6	2.95	56	0	0	0	11	107.0	104	42	35	61	90
1986	Visalia	6-6	2.91	38	1	1	0	5	105.0	96	45	34	45	92
	Orlando	0-1	11.72	11	0	0	0	0	18.0	34	27	23	10	14
1987	Fresno	4-6	2.62	46	0	0	0	16	89.1	70	43	26	49	75

EALY, Thomas Harry, Jr. (Tom)**OF**

Born: November 27, 1967, Las Vegas, NV **Resides:** Las Vegas, NV
Bats: Right **Throws:** Right **Height:** 6-1 **Weight:** 180

How Obtained: Giants #30 selection in June, 1985 Draft. Signed by George Genovese and Lou Pisoni

Graduated from Chaparral (Las Vegas) High in 1985 . . . single.

Year	Club	AVG.	G	AB	R	H	2B	3B	HR	RBI	BB	SO	SB
1985	Everett	.203	25	74	11	15	2	0	0	6	11	20	0
1986	Tri-Cities	.268	41	149	24	40	5	2	0	14	32	28	8
	Clinton	.187	31	75	7	14	2	0	0	5	9	21	0
1987	Clinton	.266	60	169	26	45	6	2	2	21	27	37	4

FERNANDEZ, Daniel Michael (Dan)**C**

Born: June 6, 1966 **Resides:** San Lorenzo, CA
Bats: Right **Throws:** Right **Height:** 5-11 **Weight:** 180

How Obtained: Signed by George Genovese as a free agent, July 21, 1987

Attended Cal State Northridge . . . single.

FERRAN, George Paul**RHP**

Born: August 27, 1964, Boston, MA **Resides:** Granada Hills, CA
Bats: Right **Throws:** Right **Height:** 6-1 **Weight:** 170

How Obtained: Giants #22 selection in June, 1983 Draft. Signed by George Genovese
 Graduated from Granada Hills (CA) High in 1983 . . . attended Los Angeles Mission College (San Fernando, CA) . . . 1986 Texas League Pitcher of the Year and Class AA All-Star . . . set Texas League record with 13 consecutive wins . . . single.

Year	Club	W-L	ERA	G	GS	CG	SHO	SV	IP	H	R	ER	BB	SO
1983	Great Falls	0-1	4.32	7	2	0	0	0	16.2	19	11	8	10	10
1984	Clinton	5-10	2.58	41	3	1	1	5	90.2	73	32	26	42	87
1985	Shreveport	4-1	3.21	6	6	1	0	0	42.0	38	18	15	14	44
	San Jose	8-9	3.43	23	16	10	1	1	126.0	112	57	48	74	98
1986	Shreveport	16-1	2.29*	46	9	3	2	4	153.1	114	45	39	64	147*
1987	Phoenix	4-5	4.19	40	1	0	0	1	73.0	81	40	34	37	51

FLOWERS, Perry Kim (Kim)**IF**

Born: May 30, 1965, Turlock, CA **Resides:** Turlock, CA
Bats: Right **Throws:** Right **Height:** 6-1 **Weight:** 175

How Obtained: Signed by Jack Uhley as a free agent, May 26, 1985
 Graduated from Livingston High (Turlock, CA) in 1983 . . . attended Merced (CA) JC . . . married.

Year	Club	AVG.	G	AB	R	H	2B	3B	HR	RBI	BB	SO	SB
1985	Everett	.257	40	136	18	35	6	1	0	12	19	30	8
1986	Clinton	.215	37	121	12	26	3	2	1	11	12	22	6
	Fresno	.276	26	76	9	21	2	0	2	12	5	18	1
1987	Clinton	.248	66	218	36	54	7	1	8	32	23	66	2

FYE, Christopher John (Chris)**LHP**

Born: July 8, 1966 **Resides:** Bellevue, NE
Bats: Both **Throws:** Left **Height:** 6-0 **Weight:** 170

How Obtained: Signed by Bill Parese as a free agent, August 11, 1987
 Attended Iowa Western JC . . . single.

GAMBEE, Brad Aaron**RHP**

Born: October 21, 1966, Portland, OR **Resides:** Portland, OR
Bats: Right **Throws:** Right **Height:** 6-3 **Weight:** 195

How Obtained: Giants #21 selection in June, 1985 Draft. Signed by John Shafer
 Graduated from Beaverton (OR) High in 1985 . . . single.

Year	Club	W-L	ERA	G	GS	CG	SHO	SV	IP	H	R	ER	BB	SO
1985	Everett	0-0	20.25	2	0	0	0	0	2.2	7	8	6	3	4
1986	Everett	0-6	10.01	14	13	0	0	0	50.1	72	80*	56*	72*	51
1987	Everett	2-3	7.27	7	7	0	0	0	34.2	37	31	28	34	22

GEIGER, Gary Wayne**RHP**

Born: October 30, 1964, Murphysboro, IL **Resides:** Tulsa, OK
Bats: Right **Throws:** Right **Height:** 6-0 **Weight:** 185

How Obtained: Giants #42 selection in June, 1987 Draft. Signed by Andy Korenek

Graduated from Tulsa (OK) Memorial High in 1983 . . . attended Texas A&M University . . . single.

Year	Club	W-L	ERA	G	GS	CG	SHO	SV	IP	H	R	ER	BB	SO
1987	Everett	6-4	4.54	18	11	0	0	0	83.1	87	47	42	41	61

GOINS, Bernard Scott (Scott)**IF**

Born: December 24, 1964, New Orleans, LA **Resides:** Concord, NC
Bats: Right **Throws:** Right **Height:** 6-0 **Weight:** 165

How Obtained: Signed by Jim Fairey as a free agent, June 16, 1987
 Graduated from Central Cabarrus High in 1983 . . . attended Winthrop College . . . single.

Year	Club	AVG.	G	AB	R	H	2B	3B	HR	RBI	BB	SO	SB
1987	Everett	.261	46	176	35	46	9	0	1	17	26	36	5
	Clinton	.200	7	15	3	3	1	0	0	2	3	3	0

GRAHAM, Everett Natonio**OF**

Born: February 20, 1962, Charlotte, NC **Resides:** Littleton, NC
Bats: Left **Throws:** Left **Height:** 6-2 **Weight:** 195

How Obtained: Giants #1 selection (secondary phase) in January, 1982 Draft. Signed by Mark Conkin

Graduated from Garinger High (Charlotte, NC) in 1980 . . . attended Louisburg (NC) College . . . 1981 NJCAA All-American . . . previously drafted by Detroit in January, 1981 and San Diego in June, 1981 . . . married.

Year	Club	AVG.	G	AB	R	H	2B	3B	HR	RBI	BB	SO	SB
1982	Clinton	.273	125	417	74	114	21	3	1	42	64	65	37
1983	Fresno	.274	114	394	68	108	8	4	1	33	55	62	16
1984	Fresno	.313	83	304	61	95	15	4	4	43	51	50	28
	Shreveport	.260	40	154	24	40	7	4	3	9	17	24	4
1985	Shreveport	.266	130	451	74	120	17	5	13	64	54	61	15
1986	Phoenix	.184	28	76	9	14	4	0	1	8	8	11	4
	Shreveport	.292	80	288	54	84	20	2	5	41	41	40	13
1987	Shreveport	.263	71	228	33	60	9	1	9	31	41	40	14
	Phoenix	.295	13	44	8	13	6	1	2	10	7	5	1

GREENWOOD, Michael Joseph (Mike)**OF**

Born: April 1, 1967, Santa Monica, CA **Resides:** Los Angeles, CA
Bats: Right **Throws:** Right **Height:** 6-3 **Weight:** 170

How Obtained: Giants #22 selection in June, 1987 Draft. Signed by George Genovese

Graduated from Culver City (CA) High in 1985 . . . attended Moorpark (CA) JC . . . single.

Year	Club	AVG.	G	AB	R	H	2B	3B	HR	RBI	BB	SO	SB
1987	Pocatello	.238	43	130	22	31	6	1	2	10	16	24	3

GRIMES, John Blaine**C**

Born: December 27, 1961, Muleshoe, TX **Resides:** Monahans, TX
Bats: Right **Throws:** Right **Height:** 6-1 **Weight:** 205

How Obtained: Giants #7 selection in June, 1984 Draft. Signed by Gene Thompson
 Graduated from Monahans (TX) High in 1979 . . . attended Texas Tech University . . . 1984 NCAA All-American . . . married.

Year	Club	AVG.	G	AB	R	H	2B	3B	HR	RBI	BB	SO	SB
1984	Everett	.256	39	129	10	33	4	0	2	16	17	24	0
1985	Fresno	.298	87	262	48	78	16	0	4	45	63	61	0
1986	Shreveport	.199	72	181	24	36	12	0	3	19	25	60	0
1987	Shreveport	.209	45	129	17	27	8	0	8	25	9	31	0

GUERRERO, Juan Antonio**IF**

Born: February 1, 1967, Haina, DR **Resides:** Haina, DR
Bats: Right **Throws:** Right **Height:** 5-11 **Weight:** 160

How Obtained: Signed by Nino Escalera as a free agent, September 13, 1986

Year	Club	AVG.	G	AB	R	H	2B	3B	HR	RBI	BB	SO	SB
1987	Pocatello	.210	34	81	13	17	5	1	1	7	17	28	1

GUNDERSON, Eric A.**LHP**

Born: March 29, 1966 **Resides:** Vancouver, WA
Bats: Right **Throws:** Left **Height:** 6-0 **Weight:** 175

How Obtained: Giants #2 selection in June, 1987 Draft. Signed by John Shafer

Graduated from Aloha High in 1984 . . . attended Portland State University . . . single.

Year	Club	W-L	ERA	G	GS	CG	SHO	SV	IP	H	R	ER	BB	SO
1987	Everett	8-4	2.46	15	15	5*	3*	0	98.2	80	34	27	34	99*

GUNTER, Reid Joel**RHP**

Born: March 26, 1966, Willows, CA **Resides:** Fair Oaks, CA
Bats: Right **Throws:** Right **Height:** 6-5 **Weight:** 215

How Obtained: Giants #32 selection in June, 1987 draft. Signed by Jack Uhey

Graduated from Del Campo High in 1984 . . . attended Sacramento State University . . . single.

Year	Club	W-L	ERA	G	GS	CG	SHO	SV	IP	H	R	ER	BB	SO
1987	Pocatello	2-5	7.00	21	2	0	0	0	45.0	58	43	35	25	33

HALL, Kevin K.**OF**

Born: November 24, 1968 **Resides:** Pocatello, ID
Bats: Right **Throws:** Right **Height:** 6-2 **Weight:** 190
How Obtained: Signed by John Shafer as a free agent, August, 1987
 Graduated from Highland High in 1987 . . . single.

HAM, Michael L. (Mike)**C**

Born: February 25, 1965 **Resides:** Fullerton, CA
Bats: Right **Throws:** Right **Height:** 6-0 **Weight:** 200
How Obtained: Giants #24 selection in June, 1987 Draft. Signed by Jack Paepke
 Attended Cal State Fullerton . . . single.

Year	Club	AVG.	G	AB	R	H	2B	3B	HR	RBI	BB	SO	SB
1987	Everett	.248	39	129	13	32	4	0	1	21	12	24	0

HAWKINS, Todd David**C**

Born: October 10, 1964, St. Louis, MO **Resides:** St. Charles, MO
Bats: Right **Throws:** Right **Height:** 6-0 **Weight:** 195
How Obtained: Giants #46 selection in June, 1987 Draft. Signed by Andy Korenek
 Graduated from St. Charles (MO) West High in 1983 . . . attended Baylor University . . . single.

Year	Club	AVG.	G	AB	R	H	2B	3B	HR	RBI	BB	SO	SB
1987	Everett	.273	51	183	28	50	11	0	6	33	20	23	0

HECHT, Steve James**IF**

Born: December 1, 1965 **Resides:** Broken Arrow, OK
Bats: Left **Throws:** Right **Height:** 5-10 **Weight:** 165
How Obtained: Giants #5 selection in June, 1987 Draft. Signed by Bill Parse
 Attended Oral Roberts University . . . member of the 1987 U.S. Pan American team . . . single.

HEREDIA, Gilbert (Gil)**RHP**

Born: October 26, 1965, Nogales, AZ **Resides:** Tucson, AZ
Bats: Right **Throws:** Right **Height:** 6-2 **Weight:** 190
How Obtained: Giants #9 selection in June, 1987 Draft. Signed by Gene Thompson
 Graduated from Nogales (AZ) High in 1983 . . . attended Pima (AZ) CC and the University of Arizona . . . single.

Year	Club	W-L	ERA	G	GS	CG	SHO	SV	IP	H	R	ER	BB	SO
1987	Everett	2-0	3.60	3	3	1	0	0	20.0	24	8	8	1	14
	Fresno	5-3	2.90	11	11	5	2	0	80.2	62	28	26	23	60

HICKERSON, Bryan David**LHP**

Born: October 13, 1963, Bemidji, MN **Resides:** Bemidji, MN
Bats: Left **Throws:** Left **Height:** 6-2 **Weight:** 195
How Obtained: Twins #7 selection in June, 1986 Draft. Traded to the Giants with Jose Dominguez and Ray Velasquez for Dan Gladden and David Blakley, March 31, 1987
 Attended the University of Minnesota . . . single.

Year	Club	W-L	ERA	G	GS	CG	SHO	SV	IP	H	R	ER	BB	SO
1986	Visalia	4-3	4.23	11	11	3	0	0	72.0	72	37	34	25	69
1987	Clinton	11-0	1.24	17	10	2	1	1	94.0	60	17	13	37	103
	Shreveport	1-2	3.94	4	3	0	0	0	16.0	20	7	7	4	23

HIGSON, Charles Robert (Chuck)**RHP**

Born: November 5, 1963, Kalispell, MT **Resides:** Columbia Falls, MT
Bats: Left **Throws:** Right **Height:** 6-1 **Weight:** 200
How Obtained: Giants #21 selection in June, 1986 draft. Signed by John Shafer
 Graduated from Columbia Falls (MT) High in 1982 . . . attended North Idaho College and Lewis & Clark University . . . single.

Year	Club	W-L	ERA	G	GS	CG	SHO	SV	IP	H	R	ER	BB	SO
1986	Everett	5-4	2.05	32*	0	0	0	9	44.0	35	12	10	25	44
1987	Clinton	1-2	4.96	28	0	0	0	4	49.0	41	33	27	21	54

HOGAN, Michael Joseph (Mike)**RHP**

Born: January 15, 1962, Pasadena, CA **Resides:** Palm Desert, CA
Bats: Right **Throws:** Right **Height:** 6-2 **Weight:** 185

How Obtained: Astros #2 selection (secondary phase) in June, 1982 draft. Signed by Bob Kennedy, Jr. Signed with Toronto in March, 1986. Signed with the Giants in January, 1987. Graduated from Newport Harbor (CA) High in 1979 . . . attended Arizona State University . . . single.

Year	Club	W-L	ERA	G	GS	CG	SHO	SV	IP	H	R	ER	BB	SO
1982	Auburn	5-2	1.82	10	10	3	1	0	74.0	56	26	15	19	69
1983	Daytona Beach	14-3	3.62	25	25	5	2	0	154.0	155	70	62	71	101
1984	Columbus	9-9	3.72	27	22	8	2	0	165.0	173	93	68	54	77
1985	Columbus	7-14	3.71	27	27	3	0	0	160.0	163	89	66	64	69
1986	Knoxville	0-1	4.38	6	0	0	0	0	12.1	12	7	6	5	5
	Modesto	2-1	3.98	14	0	0	0	3	20.1	20	9	9	11	15
	Ventura	1-1	4.09	10	0	0	0	1	22.0	22	12	10	7	11
1987	Fresno	0-0	0.00	1	0	0	0	1	4.0	2	0	0	1	1
	Shreveport	4-2	1.55	34	4	0	0	4	81.1	64	22	14	21	64

HOSTETLER, Thomas John (Tom)**RHP**

Born: October 10, 1964, Chicago, IL **Resides:** Villa Park, IL
Bats: Right **Throws:** Right **Height:** 5-11 **Weight:** 175

How Obtained: Giants #8 selection in June, 1987 Draft. Signed by Ken Parker. Graduated from Addison Trail High in 1982 . . . attended Delta State . . . single.

Year	Club	W-L	ERA	G	GS	CG	SHO	SV	IP	H	R	ER	BB	SO
1987	Everett	9-2	3.08	14	13	2	0	0	90.2	77	37	31	34	89

JAMES, Keith K.**OF**

Born: October 29, 1964, Phoenix, AZ **Resides:** Sunnymead, CA
Bats: Right **Throws:** Right **Height:** 6-1 **Weight:** 190

How Obtained: Giants #26 selection in June, 1987 Draft. Signed by Ken Parker. Graduated from Moreno Valley High in 1983 . . . attended College of the Desert . . . single.

Year	Club	AVG.	G	AB	R	H	2B	3B	HR	RBI	BB	SO	SB
1987	Pocatello	.303	64	211	49	64	13	5	3	35	37	56	18

JOHNSON, Dominic A.**RHP**

Born: August 9, 1968 **Resides:** Poway, CA
Bats: Right **Throws:** Left **Height:** 6-5 **Weight:** 220

How Obtained: Signed by Bob Kennedy as a free agent, June 19, 1987. Graduated Poway (CA) High in 1985 . . . attended San Diego Mesa JC . . . son of Deron Johnson . . . single.

Year	Club	W-L	ERA	G	GS	CG	SHO	SV	IP	H	R	ER	BB	SO
1987	Pocatello	1-2	7.20	18	2	0	0	2	35.0	42	35	28	26	30

JOHNSON, Erik Anthony**IF**

Born: October 11, 1965, Oakland, CA **Resides:** Danville, CA
Bats: Right **Throws:** Right **Height:** 5-11 **Weight:** 175

How Obtained: Giants #18 selection in June, 1987 Draft. Signed by John Van Ornum. Graduated from DeLaSalle High in 1983 . . . attended the University of California, Santa Barbara . . . single.

Year	Club	AVG.	G	AB	R	H	2B	3B	HR	RBI	BB	SO	SB
1987	Pocatello	.264	43	129	19	34	7	0	4	12	13	21	6
	Shreveport	.095	9	21	1	2	1	0	0	3	0	5	0

JONES, Gary Nelson**C**

Born: September 26, 1964, Ojai, CA **Resides:** Oak View, CA
Bats: Both **Throws:** Right **Height:** 5-11 **Weight:** 185

How Obtained: Signed by George Genovese as a free agent, August 2, 1984. Graduated from Ventura (CA) High in 1982 . . . attended Ventura College . . . single.

Year	Club	AVG.	G	AB	R	H	2B	3B	HR	RBI	BB	SO	SB
1985	San Jose	.263	121	376	42	99	15	1	2	30	37	75	0
1986	Fresno	.262	73	195	20	51	12	0	4	28	26	46	1
1987	Fresno	.267	94	300	28	80	10	0	4	46	36	66	4

JONES, James Lawrence (Jim)**IF**

Born: September 17, 1966, Portland, OR **Resides:** Portland, OR
Bats: Both **Throws:** Right **Height:** 5-10 **Weight:** 170
How Obtained: Giants #2 selection in January, 1986 Draft. Signed by John Shafer

Graduated from Beaverton (OR) High in 1984 . . . attended Linn Benton (OR) CC . . . single.

Year	Club	AVG.	G	AB	R	H	2B	3B	HR	RBI	BB	SO	SB
1986	Everett	.209	35	110	21	23	2	0	0	8	20	22	6
1987	Pocatello	.245	29	49	15	12	2	0	0	5	15	8	5
	Clinton	.242	18	33	4	8	0	0	0	2	7	7	2

KMAK, Joseph R. (Joe)**C**

Born: May 3, 1963, Napa, CA **Resides:** Foster City, CA
Bats: Right **Throws:** Right **Height:** 6-0 **Weight:** 185
How Obtained: Giants #10 selection in June, 1985 Draft. Signed by Harvey Koepf

Graduated from Serra High in 1981 . . . attended the University of California, Santa Barbara . . . single.

Year	Club	AVG.	G	AB	R	H	2B	3B	HR	RBI	BB	SO	SB
1985	Everett	.310	40	129	21	40	10	1	1	14	20	23	0
1986	Fresno	.270	60	163	23	44	5	0	1	9	15	38	3
1987	Fresno	.221	48	154	18	34	8	0	0	12	15	32	1
	Shreveport	.195	15	41	5	8	0	1	0	3	3	4	0

KOCMAN, Chris James**IF**

Born: May 27, 1963, Orange, CA **Resides:** Chico, CA
Bats: Right **Throws:** Right **Height:** 6-2 **Weight:** 200
How Obtained: Giants #38 selection in June, 1987 Draft. Signed by Jack Uhey
Graduated from Savanna High in 1981 . . . attended Chico State . . . single.

Year	Club	AVG.	G	AB	R	H	2B	3B	HR	RBI	BB	SO	SB
1987	Everett	.284	41	148	26	42	7	0	7	27	20	27	2

LAYA, Jesus Javier**C**

Born: January 14, 1968, Maiquetia, Venezuela **Resides:** Maiquetia, Venezuela
Bats: Right **Throws:** Right **Height:** 6-0 **Weight:** 170
How Obtained: Signed by Nino Escalera as a free agent, January 9, 1987

Year	Club	AVG.	G	AB	R	H	2B	3B	HR	RBI	BB	SO	SB
1987	Pocatello	.290	28	69	7	20	2	0	0	9	3	14	1

LEONARD, Mark David**IF**

Born: August 14, 1964, Mountain View, CA **Resides:** Cupertino, CA
Bats: Left **Throws:** Right **Height:** 6-1 **Weight:** 195
How Obtained: Giants #26 selection in June, 1986 Draft. Signed by John Van Ornum
Graduated from Fremont (CA) High in 1982 . . . attended the University of California, Santa Barbara . . . 1987 Midwest League All-Star . . . single.

Year	Club	AVG.	G	AB	R	H	2B	3B	HR	RBI	BB	SO	SB
1986	Tri-Cities	.258	38	128	21	33	6	0	4	17	27	21	4
1987	Clinton	.320	128	413	57	132	31	2	15	80	71	61	5

LIENHARD, Steve Quint**RHP**

Born: September 3, 1964 **Resides:** McAlester, OK
Bats: Right **Throws:** Right **Height:** 6-3 **Weight:** 215
How Obtained: Giants #29 selection in June, 1987 Draft. Signed by Bill Parese
Attended Oklahoma State University . . . single.

Year	Club	W-L	ERA	G	GS	CG	SHO	SV	IP	H	R	ER	BB	SO
1987	Pocatello	3-6	5.96	14	12	2	1	0	74.0	109*	56	49	14	52

LINAREZ, Jose (de La Cruz)**IF**

Born: March 19, 1967 **Resides:** San Pedro de Macoris, DR
Bats: Right **Throws:** Right **Height:** 5-10 **Weight:** 155

How Obtained: Signed by Nino Escalera as a free agent, September 27, 1985

Year	Club	AVG.	G	AB	R	H	2B	3B	HR	RBI	BB	SO	SB
1987	Pocateallo	.227	27	75	4	17	4	0	0	13	9	16	1

LIND, Randall T. (Randy)**OF**

Born: April 16, 1965, Gresham, OR **Resides:** Portland, OR
Bats: Right **Throws:** Right **Height:** 5-11 **Weight:** 185

How Obtained: Giants #13 selection in June, 1987 Draft. Signed by John Shafer
 Graduated from Wilson High in 1983 . . . attended Portland State University . . . single.

Year	Club	AVG.	G	AB	R	H	2B	3B	HR	RBI	BB	SO	SB
1987	Everett	.227	46	128	24	29	5	0	5	24	21	45	5

LITTON, Jon Gregory (Greg)**IF**

Born: July 13, 1964, New Orleans, LA **Resides:** Pensacola, FL
Bats: Right **Throws:** Right **Height:** 6-0 **Weight:** 175

How Obtained: Giants #1 selection in January, 1984 Draft. Signed by Ken Parker

Graduated from Woodham High (Pensacola, FL) in 1982 . . . attended Pensacola Junior College . . . 1984 Northwest League All-Star . . . single.

Year	Club	AVG.	G	AB	R	H	2B	3B	HR	RBI	BB	SO	SB
1984	Everett	.235	62	243	29	57	12	2	4	26	27	47	2
1985	Fresno	.266	141	564	88	150	33*	7	12	103	50	86	8
1986	Shreveport	.246	131	455	46	112	30	3	10	55	51	77	1
1987	Shreveport	.260	72	254	34	66	6	3	8	33	22	51	2
	Phoenix	.217	60	203	24	44	8	2	1	22	18	40	0

MALSEED, James Robert**OF**

Born: June 9, 1965, Ardmore, PA **Resides:** Columbia, SC
Bats: Right **Throws:** Right **Height:** 6-0 **Weight:** 185

How Obtained: Giants #33 selection in June, 1987 Draft. Signed by Jim Fairey
 Graduated from Irmo (SC) High in 1983 . . . attended Winthrop College . . . single.

Year	Club	AVG.	G	AB	R	H	2B	3B	HR	RBI	BB	SO	SB
1987	Pocateallo	.263	65	224	27	59	12	6	2	27	24	52	10

MASON, Roger LeRoy**RHP**

Born: September 18, 1958, Bellaire, MI **Resides:** Bellaire, MI
Bats: Right **Throws:** Right **Height:** 6-6 **Weight:** 220

M.L. Service: 1 Year, 77 Days

How Obtained: Signed by the Tigers' Bill Schudlich as a free agent, September 21, 1980. Traded to the Giants for Alex Sanchez, April 5, 1985.

Graduated from Bellaire (MI) High in 1975 . . . attended Saginaw Valley (MI) State College . . . married . . . one son.

Year	Club	W-L	ERA	G	GS	CG	SHO	SV	IP	H	R	ER	BB	SO
1981	Macon	10-10	3.89	26	26	4	1	0	148.0	153	77	64	50	105
1982	Lakeland	7-7	3.46	22	22	5	1	0	133.0	124	60	51	52	72
1983	Birmingham	7-4	2.06	17	17	4	1	0	127.0	116	45	29	43	83
	Evansville	5-5	4.23	11	11	2	0	0	79.0	84	39	37	21	43
1984	Evansville	9-7	3.80	25	25	6	2	0	152.0	175	78	64	64	88
	Detroit	1-1	4.50	5	2	0	0	1	22.0	23	11	11	10	15
1985	Phoenix	12-1	3.33	24	24	5	2	0	167.1	145	67	62	72	120
	San Francisco	1-3	2.12	5	5	1	1	0	29.2	28	13	7	11	26
1986	San Francisco	3-4	4.80	11	11	1	0	0	60.0	56	35	32	30	43
	Phoenix	1-0	0.00	1	1	0	0	0	6.0	2	0	0	1	2
1987	San Francisco	1-1	4.50	5	5	0	0	0	26.0	30	15	13	10	18
	Phoenix	5-1	4.13	10	10	1	0	0	61.0	62	34	28	20	49
N.L.	Totals	5-8	4.05	21	21	2	1	0	115.2	114	63	52	51	87
A.L.	Totals	1-1	4.50	5	2	0	0	1	22.0	23	11	11	10	15
M.L.	Totals	6-9	4.12	26	23	2	1	1	137.2	137	74	63	61	102

McCLELLAN, Paul William**RHP****Born:** February 8, 1966, San Mateo, CA**Resides:** Calistoga, CA**Bats:** Right**Throws:** Right**Height:** 6-2**Weight:** 180**How Obtained:** Giants #1 selection (secondary phase) in January, 1986 Draft. Signed by Jack Uhey

Graduated from Sequoia (CA) High in 1985 . . . attended the College of San Mateo . . . single.

Year	Club	W-L	ERA	G	GS	CG	SHO	SV	IP	H	R	ER	BB	SO
1986	Everett	5-4	3.34	13	13	2	0	0	86.1	71	39	32	46	74
1987	Clinton	12-10	3.25	28	27	5	2	0	177.1	141	86	64	100	209*

McCLINTOCK, Ron D.**IF****Born:** October 12, 1966 **Resides:** Astoria, OR**Bats:** Left**Throws:** Left**Height:** 6-3**Weight:** 200**How Obtained:** Giants #21 selection in June, 1987 Draft. Signed by John Shafer

Graduated from Knappa High in 1984 . . . attended Concordia College . . . single.

Year	Club	AVG.	G	AB	R	H	2B	3B	HR	RBI	BB	SO	SB
1987	Pocatello	.232	40	112	10	26	2	1	1	17	10	24	3

McCOY, Tim Jay**LHP****Born:** March 28, 1963, Arcadia, CA**Resides:** St. Louis, MO**Bats:** Right**Throws:** Left**Height:** 6-0**Weight:** 200**How Obtained:** Giants #6 selection in June, 1986 Draft. Signed by Bill Parese

Graduated from Royal Oaks (CA) High in 1981 . . . attended Oral Roberts University . . . married.

Year	Club	W-L	ERA	G	GS	CG	SHO	SV	IP	H	R	ER	BB	SO
1986	Clinton	5-7	3.46	14	14	1	0	0	88.1	68	39	34	37	76
1987	Fresno	14-9	3.97	28	28	6	2	0	181.1	176	91	80	88	165

McCUE, Deron Clay**OF****Born:** January 24, 1963, Hutchinson, KS**Resides:** Hutchinson, KS**Bats:** Right**Throws:** Right**Height:** 5-11**Weight:** 180**How Obtained:** Giants #12 selection in June, 1983 Draft. Signed by Bill Parese

Graduated from Hutchinson (KS) High in 1980 . . . attended Hutchinson Community College . . . JC All-American in football and named to 1982 Shrine East-West Game . . . married.

Year	Club	AVG.	G	AB	R	H	2B	3B	HR	RBI	BB	SO	SB
1983	Great Falls	.216	55	176	32	38	6	3	1	17	24	55	15
1984	Clinton	.237	92	295	38	70	11	0	2	22	42	64	13
1985	Fresno	.316	110	367	69	116	17	4	4	54	38	58	10
1986	Shreveport	.263	111	350	62	92	12	6	0	39	55	68	11
	Phoenix	1.000	1	1	0	1	0	0	0	0	0	0	0
1987	Shreveport	.269	96	297	48	80	16	4	7	32	37	41	13

McDONALD, Thomas Joseph, Jr. (T.J.)**OF****Born:** October 25, 1963, Bronx, NY**Resides:** Bronx, NY**Bats:** Right**Throws:** Right**Height:** 6-0**Weight:** 185**How Obtained:** Giants #5 selection in June, 1984 Draft. Signed by Dutch Deutsch

Graduated from Cardinal Spellman High (Bronx, NY) in 1981 . . . attended Pace University (Pleasantville, NY) . . . 1983-84 NCAA Division II All-American . . . 1986 California League All Star . . . led CL outfielders with 26 assists . . . single.

Year	Club	AVG.	G	AB	R	H	2B	3B	HR	RBI	BB	SO	SB
1984	Everett	.278	58	216	29	60	6	1	4	25	11	41	8
1985	Clinton	.235	129	446	51	105	14	7	5	58	54	119	25
1986	Fresno	.308	125	471	95	145	30	5	5	54	59	83	34
	Shreveport	.395	9	38	5	15	2	1	0	4	1	7	5
1987	Shreveport	.259	33	116	19	30	9	1	3	12	15	19	2

McNAMARA, James Patrick (Jim)**C**

Born: June 10, 1965, Nashua, NH **Resides:** Vienna, VA
Bats: Left **Throws:** Right **Height:** 6-4 **Weight:** 210

How Obtained: Giants #5 selection in June, 1986 Draft. Signed by Jim Fairey
 Graduated from James Madison High in 1983 . . . attended North Carolina State . . . single.

Year	Club	AVG.	G	AB	R	H	2B	3B	HR	RBI	BB	SO	SB
1986	Everett	.247	46	158	23	39	1	2	8	30	18	39	0
1987	Clinton	.247	110	385	43	95	22	1	5	53	19	52	4

MEAGHER, Thomas Campbell (Tom)**RHP**

Born: June 1, 1963, San Francisco, CA **Resides:** Saratoga, CA
Bats: Right **Throws:** Right **Height:** 6-2 **Weight:** 195

How Obtained: Padres #18 selection in June, 1985 Draft. Traded to the Giants with Mark Wasinger for Colin Ward and Steve Miller, April 25, 1987.

Year	Club	W-L	ERA	G	GS	CG	SHO	SV	IP	H	R	ER	BB	SO
1985	Spokane	1-4	3.50	14	6	0	0	0	46.1	56	27	18	23	34
1986	Charleston	1-7	4.24	32	6	0	0	4	70.0	58	41	33	29	61
	Reno	3-3	5.57	8	7	3	0	0	42.0	42	29	26	18	25
1987	Reno	1-0	0.00	3	0	0	0	0	5.2	3	1	0	2	7
	Fresno	5-5	3.45	24	19	5	0	0	128.0	119	59	49	39	92

MEIER, Kevin Michael**RHP**

Born: February 20, 1966, Waterbury, CT **Resides:** Southington, CT
Bats: Right **Throws:** Right **Height:** 6-4 **Weight:** 200

How Obtained: Giants #20 selection in June, 1987 Draft. Signed by Tom Zimmer
 Graduated from Southington (CT) High in 1983 . . . attended Georgia Southern College . . . single.

Year	Club	W-L	ERA	G	GS	CG	SHO	SV	IP	H	R	ER	BB	SO
1987	Pocatello	3-0	3.22	6	5	1	0	0	36.1	39	16	13	11	24
	Fresno	3-2	3.65	13	3	0	0	1	49.1	45	22	20	18	26

MESSER, Douglas Allen (Doug)**LHP**

Born: November 29, 1965, Pueblo, CO **Resides:** Alamosa, CO
Bats: Left **Throws:** Left **Height:** 5-11 **Weight:** 180

How Obtained: Giants #17 selection in June, 1987 Draft. Signed by Tom Zimmer
 Graduated from Alamosa (CO) High in 1983 . . . attended Florida International University . . . single.

Year	Club	W-L	ERA	G	GS	CG	SHO	SV	IP	H	R	ER	BB	SO
1987	Pocatello	3-6	5.97	16	13	1	0	0	60.1	84	47	40	33	44

MESSIER, Thomas George (Tom)**LHP**

Born: October 26, 1962, Pawtucket, RI **Resides:** North Attleboro, MA
Bats: Right **Throws:** Left **Height:** 6-1 **Weight:** 170

How Obtained: Giants #21 selection in June, 1984 Draft. Signed by Dutch Deutsch

Graduated from North Attleboro (MA) High in 1980 . . . earned B.S. Degree in Business Administration from the University of Rhode Island in 1984 . . . married.

Year	Club	W-L	ERA	G	GS	CG	SHO	SV	IP	H	R	ER	BB	SO
1984	Everett	4-5	1.97	12	12	1	0	0	77.2	44	28	17	41	116*
1985	Clinton	7-8	3.32	22	22	2	0	0	127.1	97	55	47	80	136
1986	Fresno	6-5	5.42	29	9	0	0	1	76.1	78	55	46	73	59
1987	Fresno	10-7	4.25	24	23	2	1	0	131.1	128	72	62	77	97

MEYERS, Paul Edward**OF**

Born: February 7, 1965 **Resides:** Omaha, NE
Bats: Both **Throws:** Left **Height:** 6-0 **Weight:** 165

How Obtained: Giants #4 selection in June, 1986 Draft. Signed by Bill Parese
 Attended the University of Nebraska . . . married.

Year	Club	AVG.	G	AB	R	H	2B	3B	HR	RBI	BB	SO	SB
1986	Clinton	.208	73	259	30	54	8	2	1	19	23	41	13
1987	Shreveport	.252	115	373	44	94	18	0	3	29	21	57	4

MICHALAK, Anthony Joseph (Tony)**IF**

Born: October 16, 1965, Chicago, IL **Resides:** Chicago, IL
Bats: Right **Throws:** Right **Height:** 6-0 **Weight:** 175

How Obtained: Giants #15 selection in June, 1987 Draft. Signed by Richie Klaus
 Graduated from St. Rita's High (Chicago) in 1983. . . . attended the University of Illinois
 . . . single.

Year	Club	AVG.	G	AB	R	H	2B	3B	HR	RBI	BB	SO	SB
1987	Everett	.269	16	67	9	18	0	0	0	4	6	1	1
	Clinton	.280	44	164	23	46	6	0	0	14	16	15	6

MIER, Alonso D.**RHP**

Born: July 22, 1969 **Resides:** Culver City, CA
Bats: Right **Throws:** Right **Height:** 6-0 **Weight:** 175

How Obtained: Signed by George Genovese and Jack French as a free agent, September 6, 1987
 Graduated from Santa Monica (CA) High in 1987. . . . single.

MIJARES, William Alfredo**IF**

Born: June 3, 1965, Puerto Cabello, Venezuela **Resides:** Puerto Cabello, VEN.
Bats: Right **Throws:** Right **Height:** 5-11 **Weight:** 160

How Obtained: Signed by Nino Escalera as a free agent, November 19, 1984

Year	Club	AVG.	G	AB	R	H	2B	3B	HR	RBI	BB	SO	SB
1986	Everett	.202	38	124	16	25	10	1	0	10	16	26	1
1987	Clinton	.202	113	357	36	72	8	5	0	28	20	60	8

MILLER, Todd Phillip**OF**

Born: December 28, 1964, Springfield, OH **Resides:** Clearwater, FL
Bats: Right **Throws:** Right **Height:** 5-10 **Weight:** 175

How Obtained: Giants #2 selection in January, 1985 Draft. Signed by Tom Zimmer
 Graduated from Country Side High (Clearwater, FL) in 1982. . . . attended St. Petersburg (FL) JC . . . single.

Year	Club	AVG.	G	AB	R	H	2B	3B	HR	RBI	BB	SO	SB
1985	Everett	.216	43	139	16	30	3	1	0	12	12	55	7
1986	Clinton	.256	113	313	38	80	12	2	2	26	21	72	4
1987	Fresno	.167	61	144	19	24	3	0	0	9	18	53	3

MORRIS, David Allen**RHP**

Born: September 3, 1962, Lebanon, OR **Resides:** Oregon City, OR
Bats: Right **Throws:** Right **Height:** 6-3 **Weight:** 200

How Obtained: Brewers #8 selection in June, 1979 Draft. Released by Milwaukee in 1981. Signed by Giants' John Shafer as a free agent on April 19, 1985
 Graduated from West Linn (OR) High in 1979. . . . attended Mt. Hood JC . . . single.

Year	Club	W-L	ERA	G	GS	CG	SHO	SV	IP	H	R	ER	BB	SO
1979	Butte	2-3	7.85	11	10	0	0	0	47.0	77	57	41	35	36
1980	Butte	4-3	4.84	12	12	0	0	0	67.0	78	42	36	52	39
1981	Burlington	0-1	5.50	15	1	0	0	0	36.0	47	29	22	33	26
1985	Everett	3-1	4.99	18	0	0	0	2	30.2	27	20	17	17	29
1986	Clinton	7-3	1.72	41	0	0	0	11	57.2	28	13	11	31	55
1987	Fresno	3-1	3.50	27	0	0	0	11	36.0	32	15	14	10	31
	Shreveport	1-1	4.36	16	0	0	0	0	33.0	30	16	16	18	16

MURRAY, David Joseph (Dave)**IF**

Born: November 29, 1962, Waltham, MA **Resides:** Monterey, CA
Bats: Right **Throws:** Right **Height:** 5-10 **Weight:** 165

How Obtained: Signed as a free agent by Texas, June 13, 1984. Released by Texas, November, 1987. Signed with the Giants, January 19, 1988
 Graduated from Weston (MA) High in 1980. . . . attended Ithaca (NY) College . . . single.

Year	Club	AVG.	G	AB	R	H	2B	3B	HR	RBI	BB	SO	SB
1984	Tri-Cities	.191	42	136	25	26	3	1	0	23	25	16	7
1985	Daytona Beach	.253	121	387	63	98	14	4	0	33	92	41	20
1986	Salem	.215	54	158	29	34	6	1	0	17	40	15	13
	Daytona Beach	.289	73	249	34	72	4	1	1	17	31	14	7
1987	Charlotte	.235	25	68	11	16	1	0	0	3	10	10	2
	Tulsa	.174	38	109	7	19	5	0	0	6	15	7	5

MURRAY, Scott Leonard**C**

Born: March 21, 1965, Los Angeles, CA **Resides:** Castro Valley, CA
Bats: Right **Throws:** Right **Height:** 6-0 **Weight:** 187

How Obtained: Signed as a free agent after tryout, April 1, 1987

Graduated from Castro Valley (CA) High in 1982 . . . attended Chabot College and the Cal State Dominguez Hills . . . single.

Year	Club	AVG.	G	AB	R	H	2B	3B	HR	RBI	BB	SO	SB
1987	Pocatello	.500	2	10	2	5	0	1	1	1	0	1	0
	Clinton	.268	19	56	6	15	2	0	0	3	6	12	1

MYERS, James Xavier**RHP**

Born: April 28, 1969, Oklahoma City, OK **Resides:** Crowder, OK
Bats: Right **Throws:** Right **Height:** 6-1 **Weight:** 185

How Obtained: Giants #35 selection in June, 1987 Draft. Signed by Bill Parese

Graduated from Crowder (OK) High in 1987 . . . single.

Year	Club	W-L	ERA	G	GS	CG	SHO	SV	IP	H	R	ER	BB	SO
1987	Pocatello	0-2	8.69	10	2	0	0	0	19.2	29	21	19	16	12

NASH, David Edward**OF**

Born: April 11, 1964, Detroit, MI **Resides:** Utica, MI
Bats: Right **Throws:** Right **Height:** 6-0 **Weight:** 185

How Obtained: Giants #24 selection in June, 1986 Draft. Signed by Herman Hannah

Graduated from Utica (MI) High in 1982 . . . attended Central Michigan University . . . 1986 Northwest League All Star . . . single.

Year	Club	AVG.	G	AB	R	H	2B	3B	HR	RBI	BB	SO	SB
1986	Everett	.313	54	198	42	62	14	0	9	37	34	29	3
1987	Fresno	.214	62	159	22	34	3	1	3	17	38	46	3

NELSON, Richard Mark (Rick)**IF**

Born: September 4, 1964, Aurora, IL **Resides:** Oswego, IL
Bats: Right **Throws:** Right **Height:** 6-5 **Weight:** 215

How Obtained: Giants #1 selection in January, 1985 Draft. Signed by Jack Paepke

Graduated from Oswego (IL) High in 1982 . . . attended Orange Coast (CA) College and Southern Illinois University . . . single.

Year	Club	AVG.	G	AB	R	H	2B	3B	HR	RBI	BB	SO	SB
1985	Everett	.264	46	148	28	39	7	0	9	35	47	54	3
1986	Clinton	.246	122	406	56	100	15	1	15	53	49	127	15
1987	Fresno	.261	98	333	74	87	21	4	14	57	57	103	6

OHNOUTKA, Brian Lee**RHP**

Born: August 9, 1963, Jackson, MS **Resides:** Houston, TX
Bats: Right **Throws:** Right **Height:** 6-0 **Weight:** 180

How Obtained: Giants #2 selection in June, 1985 Draft. Signed by Andy Korenek

Graduated from Westfield High (Houston) in 1982 . . . attended Texas Christian University . . . single.

Year	Club	W-L	ERA	G	GS	CG	SHO	SV	IP	H	R	ER	BB	SO
1985	Fresno	7-2	2.52	12	12	2	1	0	75.0	53	27	21	42	73
	Everett	0-1	3.86	2	2	0	0	0	7.0	9	12	3	6	7
1986	Shreveport	7-9	4.76	18	18	1	1	0	85.0	86	52	45	52	64
1987	Shreveport	9-11	2.99	27	27	3	1	0	162.1	147	67	54	74	128

OLKER, Joseph Richard (Joe)**LHP**

Born: June 4, 1963, Chicago, IL **Resides:** Lake Villa, IL
Bats: Right **Throws:** Right **Height:** 6-0 **Weight:** 185

How Obtained: Giants #2 selection in June, 1984 Draft. Signed by Richard Klaus

Graduated from Mundelein (IL) High in 1981 . . . attended the University of Illinois . . . single.

Year	Club	W-L	ERA	G	GS	CG	SHO	SV	IP	H	R	ER	BB	SO
1984	Everett	4-4	2.64	13	11	0	0	1	58.0	27	26	17	53	64
1985	Clinton	8-2	2.96	15	15	1	1	0	82.0	61	31	27	43	87
1986	Fresno	7-10	6.58	25	22	2	0	0	130.0	145	116*	95*	82	106
1987	Fresno	7-6	3.11	17	17	2	0	0	107.0	98	45	37	36	97
	Shreveport	0-2	5.24	5	5	0	0	0	22.1	28	15	13	9	17

OWENS, Mark David**C-IF**

Born: October 17, 1963, Dayton, OH **Resides:** West Carrollton, OH
Bats: Left **Throws:** Right **Height:** 6-1 **Weight:** 180

How Obtained: Giants #19 selection in June, 1987 Draft. Signed by Bob Fontaine
 Graduated from West Carrollton (OH) High in 1982 . . . attended the University of Hawaii . . . 1987 Northwest League All-Star and Rookie League All-Star . . . single.

Year	Club	AVG.	G	AB	R	H	2B	3B	HR	RBI	BB	SO	SB
1987	Everett	.357	65	227	55	81	14	1	16*	54	52	54	0

PATTERSON, David Wayne**IF**

Born: June 15, 1964, Jackson, MS **Resides:** Ventura, CA
Bats: Right **Throws:** Right **Height:** 5-11 **Weight:** 180

How Obtained: Giants #14 selection in June, 1986 Draft. Signed by Andy Korenek
 Graduated from Buena High in 1982 . . . attended the University of Arkansas . . . set Northwest League fielding record with a .996 percentage at first base in 1986 . . . single.

Year	Club	AVG.	G	AB	R	H	2B	3B	HR	RBI	BB	SO	SB
1986	Everett	.305	56	197	34	60	16	3	4	42	42	19	6
1987	Clinton	.253	121	434	64	110	20	3	9	71	55	56	7

PEARSON, Darren Jon**RHP**

Born: August 9, 1964, San Pablo, CA **Resides:** San Pablo, CA
Bats: Right **Throws:** Right **Height:** 6-0 **Weight:** 175

How Obtained: Giants #12 selection in June, 1985 Draft. Signed by Harvey Koepp
 Graduated from Richmond (CA) High in 1982 . . . attended the University of California Polytechnic, San Luis Obispo . . . married.

Year	Club	W-L	ERA	G	GS	CG	SHO	SV	IP	H	R	ER	BB	SO
1985	Everett	1-3	8.07	15	2	0	0	0	29.0	33	32	26	24	30
1986	Clinton	6-4	4.12	30	9	1	1	1	98.1	88	55	45	51	48
1987														

- DID NOT PITCH -

PEDERSON, Stuart Russell**OF**

Born: January 28, 1960, Palo Alto, CA **Resides:** Palo Alto, CA
Bats: Left **Throws:** Left **Height:** 6-1 **Weight:** 190

How Obtained: Dodgers #10 selection in June, 1981 Draft. Signed by Gail Henley. Released by the Dodgers in November, 1987. Signed by Giants, January, 1988.
 Graduated from Palo Alto (CA) High in 1977 . . . attended the University of the Pacific (Stockton, CA), Foothill College (Los Altos, CA) and the University of Southern California . . . 1982 Florida State League MVP . . . married.

Year	Club	AVG.	G	AB	R	H	2B	3B	HR	RBI	BB	SO	SB
1981	Lodi	.368	56	182	47	67	14	1	8	35	23	27	6
1982	Vero Beach	.336	134	464	95	156	16	18	7	79	79	61	16
1983	San Antonio	.308	120	406	92	125	21	12	10	66	74	69	10
	Albuquerque	.000	1	2	0	0	0	0	0	0	0	0	0
1984	San Antonio	.288	131	476	78	137	25	11	11	86	77	62	7
1985	Albuquerque	.328	111	287	54	94	20	3	8	55	48	39	8
	Los Angeles	.000	8	4	1	0	0	0	0	1	0	2	0
1986	Albuquerque	.300	105	357	69	107	25	2	10	63	52	58	5
1987	San Antonio	.235	30	102	8	24	6	0	2	14	10	14	1
	Albuquerque	.254	84	232	40	59	11	4	5	34	30	28	1
M.L. TOTALS		.000	8	4	1	0	0	0	0	1	0	2	0

PENA, James Patrick**LHP**

Born: September 17, 1964, Los Angeles, CA **Resides:** Manhattan Beach, CA
Bats: Left **Throws:** Left **Height:** 6-1 **Weight:** 185

How Obtained: Giants #16 selection in June, 1986 Draft. Signed by George Genovese
 Graduated from Mira Costa High (Manhattan Beach, CA) in 1982 . . . attended California State University, Dominguez Hills . . . 1986 Northwest League All Star . . . single.

Year	Club	W-L	ERA	G	GS	CG	SHO	SV	IP	H	R	ER	BB	SO
1986	Everett	* 10-2	2.92	14	14	4	0	0	101.2*	86	40	33	54	92*
1987	Clinton	10-11	3.97	26	26	6	2	0	161.0	158	90	71	80	142

PHILLIPS, Lonnie Lance**RHP-OF**

Born: January 23, 1965, Yakima, WA **Resides:** Yakima, WA
Bats: Right **Throws:** Right **Height:** 6-2 **Weight:** 210

How Obtained: Signed by John Shafer as a free agent, June 10, 1987

Graduated from Davis High (Yakima, WA) in 1983 . . . attended Lewis and Clark University . . . single.

Year	Club	W-L	ERA	G	GS	CG	SHO	SV	IP	H	R	ER	BB	SO
1987	Everett	5-5	3.72	15	10	1	0	0	77.1	64	40	32	36	60

Year	Club	AVG.	G	AB	R	H	2B	3B	HR	RBI	BB	SO	SB
1987	Everett	.317	27	41	9	13	3	1	2	8	13	7	0

PILKINGTON, Eric Alan**LHP**

Born: June 5, 1964, Santa Maria, CA **Resides:** Carpenteria, CA
Bats: Left **Throws:** Right **Height:** 5-11 **Weight:** 160

How Obtained: Brewers #21 selection in June, 1985 Draft. Signed by Harry Smith. Traded to Giants with Dean Freeland for Rob Deer, December 18, 1985

Graduated from Carpenteria (CA) High in 1981 . . . attended Santa Barbara (CA) City College and Westmont College (Carpenteria) . . . single.

Year	Club	W-L	ERA	G	GS	CG	SHO	SV	IP	H	R	ER	BB	SO
1985	Helena	2-2	4.63	15	2	0	0	1	35.0	31	21	18	33	42
1986	Clinton	3-5	3.22	29	8	0	0	1	89.1	79	41	32	53	90
	Fresno	1-1	4.66	7	2	1	1	0	19.1	15	16	10	15	17
1987	Fresno	3-4	3.77	35	2	0	0	0	74.0	75	37	31	52	49

PUKUNAS, Edmund John (Ed)**LHP**

Born: August 19, 1962, San Fernando, CA **Resides:** Torrance, CA
Bats: Right **Throws:** Left **Height:** 6-2 **Weight:** 185

How Obtained: As #12 selection in June, 1984 Draft. Traded to Giants with Dan Winters for Dusty Baker, March 24, 1985

Graduated from South Torrance (CA) High in 1980 . . . attended Los Angeles Harbor College and Chapman College . . . 1985 California League All-Star . . . single.

Year	Club	W-L	ERA	G	GS	CG	SHO	SV	IP	H	R	ER	BB	SO
1984	Medford	8-2	2.84	24	3	0	0	0	63.1	54	28	20	18	56
1985	Fresno	7-5	1.93	60	0	0	0	21	84.0	64	24	18	36	67
1986	Shreveport	4-3	3.36	48	1	0	0	7	77.2	74	43	29	31	60
1987	Shreveport	3-3	1.50	32	0	0	0	14	42.0	19	8	7	16	36
	Phoenix	5-1	6.68	24	0	0	0	1	31.0	32	25	23	22	20

RAMOS, Roberto (Bobby)**C**

Born: November 5, 1955, Havana, Cuba **Resides:** Palm Beach Gardens, Florida
Bats: Right **Throws:** Right **Height:** 5-11 **Weight:** 195

M.L. Service: 3 years, 152 days

How Obtained: Expos #7 selection in June, 1974 Draft. Traded to New York Yankees for Brad Gulden, April 5, 1982. Sold to Montreal, November 1, 1982.

Signed as a free agent by California, April 11, 1985. Signed as a free agent by Kansas City, October 15, 1986. Signed as a free agent by the Giants, January 1988.

Year	Club	AVG.	G	AB	R	H	2B	3B	HR	RBI	BB	SO	SB
1974	Sarasota	.250	48	144	16	36	3	4	2	16	10	48	2
1975	W. Palm Beach	.191	73	204	16	39	7	2	1	12	38	57	0
1976	W. Palm Beach	.273	101	297	29	81	9	2	3	39	46	63	3
1977	W. Palm Beach	.309	104	320	45	99	18	4	5	58	52	63	1
1978	Denver	.179	12	39	4	7	0	0	0	2	7	7	1
	Memphis	.265	109	343	36	91	16	2	9	51	56	53	1
	Montreal	.000	2	4	0	0	0	0	0	0	0	1	0
1979	Denver	.182	8	11	0	2	0	0	0	2	0	2	0
	Salt Lake City	.285	58	179	27	51	9	1	3	21	24	37	4
1980	Denver	.295	74	244	36	72	6	1	4	30	25	39	2
	Montreal	.156	13	32	5	5	2	0	0	2	5	5	0
1981	Montreal	.195	26	41	4	8	1	0	1	3	3	5	0
1982	Columbus	.232	63	198	22	46	9	0	2	14	28	35	2
	New York	.091	4	11	1	1	0	0	1	2	0	3	0
1983	Montreal	.230	27	61	2	14	3	1	0	5	8	11	0
1984	Montreal	.193	31	83	8	16	1	0	2	5	6	13	0
1985	Edmonton	.269	96	320	39	86	12	3	3	35	56	53	3
1986	Iowa	.244	101	303	27	74	12	1	3	23	45	44	7
1987	Omaha	.169	27	77	1	13	1	0	0	4	5	11	3
M.L. Totals		.190	103	232	20	44	7	1	4	17	22	38	0

RANNOW, John Roger**C****Born:** April 24, 1965, Newport, OR**Resides:** Lincoln City, OR**Bats:** Right**Throws:** Right**Height:** 6-3**Weight:** 200**How Obtained:** Giants #30 selection in June, 1986 Draft. Signed by John Shafer

Graduated from Taft High in 1983 . . . attended Concordia (OR) College . . . single.

Year	Club	AVG.	G	AB	R	H	2B	3B	HR	RBI	BB	SO	SB
1986	Everett	.259	20	58	7	15	5	0	1	15	11	22	0
1987	Clinton	.234	50	107	17	25	3	1	1	8	16	41	0

REDICK, Kevin James**OF****Born:** July 25, 1964, Los Angeles, CA**Resides:** Bakersfield, CA**Bats:** Right**Throws:** Right**Height:** 6-0**Weight:** 190**How Obtained:** Giants #15 selection in June, 1986 Draft. Signed by John Van Ornum

Graduated from Garces High in 1982 . . . attended Westmont College . . . single.

Year	Club	AVG.	G	AB	R	H	2B	3B	HR	RBI	BB	SO	SB
1986	Everett	.165	38	121	21	20	4	0	1	7	13	49	5
1987	Clinton	.206	78	233	36	48	7	0	5	14	26	77	8

REIMER, Robin Edward**RHP****Born:** August 4, 1966, Albion, NY**Resides:** Waterport, NY**Bats:** Left**Throws:** Right**Height:** 6-1**Weight:** 190**How Obtained:** Giants #33 selection in June, 1986 Draft. Signed by Bob Folkins

Graduated from Lyndonville (NY) High in 1984 . . . attended Monroe (NY) CC . . . single.

Year	Club	W-L	ERA	G	GS	CG	SHO	SV	IP	H	R	ER	BB	SO
1986	Everett	4-4	4.17	19	3	0	0	1	49.2	52	30	23	31	38
1987														

-DID NOT PITCH-

REMLINGER, Michael John (Mike)**LHP****Born:** March 23, 1966, Middletown, NY**Resides:** Plymouth, MA**Bats:** Left**Throws:** Left**Height:** 6-0**Weight:** 195**How Obtained:** Giants #1 selection (16th overall) in June, 1987 Draft. Signed by Bill Teed

Graduated from Plymouth Carver (MA) High in 1984 . . . attended Dartmouth University . . . 1987 NCAA All-American . . . single.

Year	Club	W-L	ERA	G	GS	CG	SHO	SV	IP	H	R	ER	BB	SO
1987	Everett	0-0	3.60	2	1	0	0	0	5.0	1	2	2	5	11
	Clinton	2-1	3.30	6	5	0	0	0	30.0	21	12	11	14	43
	Shreveport	4-2	2.36	6	6	0	0	0	34.1	14	11	9	22	51

RICKER, Drew Wesley**LHP****Born:** February 4, 1966, Sacramento, CA**Resides:** Woodland Hills, CA**Bats:** Left**Throws:** Left**Height:** 6-3**Weight:** 175**How Obtained:** Giants #10 selection in June, 1986 Draft. Signed by George Genovese

Graduated from El Camino High (Woodland Hills, CA) in 1985 . . . attended Valley JC . . . single.

Year	Club	W-L	ERA	G	GS	CG	SHO	SV	IP	H	R	ER	BB	SO
1986	Everett	3-1	4.88	19	0	0	0	0	31.1	27	23	17	27	28
1987	Clinton	1-2	7.44	33	1	0	0	2	42.1	53	42	35	39	43

RITCHIE, Gregory Allen (Greg)**OF****Born:** January 25, 1964, Washington, DC**Resides:** Stafford, VA**Bats:** Left**Throws:** Left**Height:** 6-0**Weight:** 180**How Obtained:** Giants #8 selection in June, 1986 Draft. Signed by Mike Toomey

Graduated from North Stafford (VA) High in 1982 . . . attended George Washington University . . . 1987 Midwest League All-Star . . . single.

Year	Club	AVG.	G	AB	R	H	2B	3B	HR	RBI	BB	SO	SB
1986	Everett	.250	40	100	36	25	3	1	0	11	47	28	18
1987	Clinton	.337	124	416	102	140	19	11	4	49	90	80	41

RIVAS, Santiago Jimenez**RHP**

Born: January 1, 1969, Barahona, DR **Resides:** Barahona, DR
Bats: Right **Throws:** Right **Height:** 6-0 **Weight:** 160
How Obtained: Signed by Nino Escalera as a free agent, April 13, 1987

ROBERTSON, Douglas Scott (Doug)**RHP**

Born: April 15, 1963, Upland, CA **Resides:** Upland, CA
Bats: Both **Throws:** Right **Height:** 6-1 **Weight:** 185
How Obtained: Giants #3 selection in June, 1985 Draft. Signed by Jack Paepke
 Graduated from Upland (CA) High in 1981 . . . attended California State University, Fullerton . . . single.

Year	Club	W-L	ERA	G	GS	CG	SHO	SV	IP	H	R	ER	BB	SO
1985	Everett	4-4	4.43	13	13	1	0	0	81.1	77	56	40	59	85
1986	Clinton	3-10	4.56	27	14	0	0	1	118.1	117	78	60	73	80
1987	Clinton	8-12	5.10	28	27	2	0	0	164.0	185	115	93	95	173

RODGERS, Darrell Wayne**RHP**

Born: October 6, 1962, Waco, TX **Resides:** Norman, OK
Bats: Right **Throws:** Right **Height:** 6-3 **Weight:** 185
How Obtained: Giants #16 selection in June, 1985 Draft. Signed by Bill Parese
 Graduated from Eisenhower High (Lawton, OK) in 1981 . . . attended Oklahoma University . . . 1985 Northwest League All Star . . . married.

Year	Club	W-L	ERA	G	GS	CG	SHO	SV	IP	H	R	ER	BB	SO
1985	Clinton	2-2	1.98	6	6	1	1	0	41.0	28	10	9	23	46
	Everett	5-0	0.47	7	7	4	0	0	57.2	28	11	3	19	86
1986	Fresno	1-1	3.00	3	3	0	0	0	18.0	15	13	6	13	17
1987	Fresno	7-7	3.79	26	16	0	0	1	97.1	90	61	41	58	76

ROHN, Andrew Lawrence (Andy)**IF**

Born: August 19, 1965, Alpena, MI **Resides:** Alpena, MI
Bats: Right **Throws:** Right **Height:** 5-9 **Weight:** 165
How Obtained: Giants #27 selection in June, 1987 Draft. Signed by Herman Hannah
 Graduated from Alpena (MI) High in 1983 . . . attended Central Michigan University . . . single.

Year	Club	AVG.	G	AB	R	H	2B	3B	HR	RBI	BB	SO	SB
1987	Everett	.233	43	146	25	34	6	0	0	14	25	15	4

RONSON, Tod Lindsay**OF**

Born: June 21, 1966, Branford, Ontario, Canada **Resides:** Gresham, OR
Bats: Left **Throws:** Right **Height:** 6-0 **Weight:** 185
How Obtained: Signed by John Shafer as a free agent, June 9, 1986
 Graduated from Gresham (OR) High in 1984 . . . attended Mt. Hood (OR) JC . . . single.

Year	Club	AVG.	G	AB	R	H	2B	3B	HR	RBI	BB	SO	SB
1986	Everett	.250	57	188	37	47	6	0	11	52	22	40	3
1987	Clinton	.291	133	488	82	142	44*	4	10	92	67	80	11

ROSSO, Pascual Alfredo**IF**

Born: May 14, 1967, Azua, DR **Resides:** Azua, DR
Bats: Left **Throws:** Left **Height:** 6-3 **Weight:** 195
How Obtained: Signed by the A's as a free agent, March 12, 1985. Released by A's in November, 1986. Signed by the Giants, May 15, 1987

Year	Club	AVG.	G	AB	R	H	2B	3B	HR	RBI	BB	SO	SB
1985	Pocatello	.209	48	139	19	29	6	4	2	18	21	47	5
1986	Medford	.196	19	46	10	9	3	0	0	4	15	20	1
1987													

-DID NOT PLAY-

SAMUELS, Roger Howard**LHP**

Born: January 3, 1961, San Jose, CA **Resides:** San Jose, CA
Bats: Left **Throws:** Left **Height:** 6-5 **Weight:** 210

How Obtained: Astros #10 selection in June, 1983 Draft. Signed by Paul Weaver. Released by Houston in November, 1986. Signed by the Giants, February 6, 1987
 Graduated from Brannan High in 1979 . . . attended Santa Clara (CA) University
 . . . married.

Year	Club	W-L	ERA	G	GS	CG	SHO	SV	IP	H	R	ER	BB	SO
1983	Auburn	3-2	3.48	6	5	0	0	0	34.0	33	19	13	19	21
	Asheville	3-4	4.05	10	9	1	0	0	60.0	60	33	27	30	47
1984	Daytona	5-4	4.21	13	11	3	1	0	68.0	67	40	32	37	44
	Asheville	4-5	3.36	15	14	1	1	0	88.0	82	38	33	44	82
1985	Columbus	10-9	3.96	33	25	1	0	2	148.0	132	73	65	82	85
1986	Columbus	2-3	5.10	38	3	0	0	0	78.0	76	49	44	46	54
1987	Fresno	1-2	0.84	27	0	0	0	9	42.2	29	11	4	18	64
	Shreveport	3-1	1.62	21	1	0	0	4	33.1	24	10	6	10	35

SANCHEZ, Carlos Alberto**RHP**

Born: November 14, 1969, Bonoa, DR **Resides:** Bonoa, DR
Bats: Right **Throws:** Right **Height:** 6-3 **Weight:** 200

How Obtained: Signed by Nino Escalera as a free agent, April 13, 1987

SANTANA, Andres Confesor**IF**

Born: March 19, 1968, San Pedro de Macoris, DR **Resides:** San Pedro de Macoris, DR

Bats: Both **Throws:** Right **Height:** 5-11 **Weight:** 150

How Obtained: Signed by Nino Escalera as a free agent, January 3, 1986 . . . 1987 Pioneer League All-Star . . . single.

Year	Club	AVG.	G	AB	R	H	2B	3B	HR	RBI	BB	SO	SB
1987	Pocateello	.262	67	256	51	67	2	3	0	9	36	37	45*

SCURRY, Rodney Grant (Rod)**LHP**

Born: March 17, 1956, Sacramento, CA **Resides:** Reno, NV
Bats: Left **Throws:** Left **Height:** 6-2 **Weight:** 195

How Obtained: Pirates #1 selection (11th overall) in June, 1974 Draft. Sold to Yankees, September 15, 1985. Released by Yankees, March 27, 1987. Signed by the Giants, June 4, 1987
 Graduated from Proctor (Reno, NV) High in 1974 . . . married . . . one son.

Year	Club	W-L	ERA	G	GS	CG	SHO	SV	IP	H	R	ER	BB	SO
1974	Niagara Falls	5-6	3.44	14	14	3	0	0	89.0	55	36	34	74	102
1975	Salem	9-12	3.68	26	26*	5	0	0	150.0	128	79	61	118	143
1976	Shreveport	8-8	3.87	24	24	1	0	0	123.0	120	71	53	83	83
1977	Shreveport	3-11	2.87	18	18	6	1	0	113.0	97	54	36	48	111
	Columbus	3-2	4.58	8	8	1	1	0	37.0	30	31	19	32	39
1978	Columbus	3-3	5.71	16	11	1	0	0	63.0	69	44	40	43	57
	Shreveport	1-4	4.71	5	5	1	0	0	29.0	27	19	15	24	38
1979	Portland	5-5	4.13	35	15	1	0	0	122.0	121	64	56	72	94
1980	Pittsburgh	0-2	2.13	20	0	0	0	0	38.0	23	12	9	17	28
1981	Pittsburgh	4-5	3.77	27	7	0	0	7	74.0	74	33	31	40	65
1982	Pittsburgh	4-5	1.74	76	0	0	0	14	103.2	79	26	20	64	95
1983	Pittsburgh	4-9	5.56	61	0	0	0	7	68.0	63	45	42	53	67
1984	Pittsburgh	5-6	2.53	43	0	0	0	4	46.1	28	14	13	22	48
1985	Pittsburgh	0-1	3.21	30	0	0	0	2	47.2	42	22	17	28	43
	New York (AL)	1-0	2.84	5	0	0	0	1	12.2	5	4	4	10	17
1986	New York (AL)	1-2	3.66	31	0	0	0	2	39.1	38	18	16	22	36
	Ft. Lauderdale	1-0	3.68	7	0	0	0	1	7.1	7	3	3	7	16
1987	Phoenix	3-3	3.77	28	3	0	0	4	59.2	53	27	25	41	57
N.L. Totals		17-28	3.15	257	7	0	0	34	377.2	309	152	132	224	346
A.L. Totals		2-2	3.46	36	0	0	0	3	52.0	43	22	20	32	53
M.L. Totals		19-30	3.18	293	7	0	0	37	429.2	352	174	152	256	399

SILVER, Keith Monroe**RHP**

Born: December 17, 1962, Charleston, SC **Resides:** Charleston, SC
Bats: Right **Throws:** Right **Height:** 6-1 **Weight:** 170

How Obtained: Giants #4 selection in June, 1984 Draft. Signed by Andy Korenek
 Graduated from Middleton High (Charleston, SC) in 1981 . . . attended Lamar University . . . 1985 Midwest League All-Star . . . single.

Year	Club	W-L	ERA	G	GS	CG	SHO	SV	IP	H	R	ER	BB	SO
1984	Everett	2-4	4.44	8	8	1	0	0	46.2	47	31	23	33	33
1985	Clinton	* 17-9	2.24*	29	29*	9	4	0	205.0	169	68	51	87	133
1986	Shreveport	1-3	5.48	13	8	0	0	0	46.0	55	33	28	28	21
1987														

- DID NOT PITCH -

SKURLA, John David**OF**

Born: December 16, 1962, Abington, PA **Resides:** Los Gatos, CA
Bats: Left **Throws:** Left **Height:** 5-11 **Weight:** 165

How Obtained: Signed as a free agent following 1985 Try-Out Camp
 Graduated from Los Gatos (CA) High in 1980 . . . attended Washington State University . . . led 1986 California League outfielders with a .987 fielding percentage . . . single.

Year	Club	AVG.	G	AB	R	H	2B	3B	HR	RBI	BB	SO	SB
1985	Clinton	.272	128	426	52	116	25	5	3	53	56	71	17
1986	Fresno	.262	121	420	81	110	26	12	6	89	45	87	21
1987	Fresno	.276	129	456	77	126	25	10	10	91	66	99	15

SOUTHLAND, Kip Walter**IF**

Born: August 16, 1965, Muskegon, MI **Resides:** Muskegon, MI
Bats: Right **Throws:** Right **Height:** 6-0 **Weight:** 165

How Obtained: Giants #44 selection in June, 1987 Draft. Signed by Herman Hannah
 Graduated from Mona Shores (MI) High in 1983 . . . attended Central Michigan University . . . married.

Year	Club	AVG.	G	AB	R	H	2B	3B	HR	RBI	BB	SO	SB
1987	Everett	.223	63	260	42	58	11	2	0	25	21	51	1

SPEAKES, Joseph (Joe)**OF**

Born: November 7, 1969 **Resides:** Sun Valley, CA
Bats: Right **Throws:** Right **Height:** 6-1 **Weight:** 185

How Obtained: Giants #4 selection in June, 1987 Draft. Signed by George Genovese
 Graduated from Polytechnic (Sun Valley, CA) High in 1987 . . . single.

Year	Club	AVG.	G	AB	R	H	2B	3B	HR	RBI	BB	SO	SB
1987	Pocatello	.220	20	59	7	13	2	0	0	2	3	23	0

SWAN, Russell Howard (Russ)**LHP**

Born: January 3, 1964, Fremont, CA **Resides:** Kennewick, WA
Bats: Left **Throws:** Left **Height:** 6-4 **Weight:** 210

How Obtained: Giants #9 selection in June, 1986 Draft. Signed by Andy Korenek
 Graduated from Kennewick (WA) High in 1982 . . . attended Texas A&M University . . . single.

Year	Club	W-L	ERA	G	GS	CG	SHO	SV	IP	H	R	ER	BB	SO
1986	Everett	5-0	2.15	7	7	2	0	0	46.0	30	17	11	22	45
	Clinton	3-3	3.09	7	7	2	1	0	43.2	36	18	15	8	37
1987	Fresno	6-3	3.80	12	12	0	0	0	64.0	54	40	27	29	59

SWEPSON, Lyle Douglas (Dobie)**OF**

Born: September 5, 1965, Maban, NC **Resides:** Graham, NC
Bats: Right **Throws:** Right **Height:** 6-1 **Weight:** 180

How Obtained: Giants #1 selection (secondary phase) in January, 1984 Draft. Signed by Mark Conkin

Graduated from Southern High (Graham, NC) in 1983 . . . attended Louisburg (NC) College . . . previously drafted by Pittsburgh in June, 1983 . . . single.

Year	Club	AVG.	G	AB	R	H	2B	3B	HR	RBI	BB	SO	SB
1984	Everett	.158	27	95	12	15	4	0	0	4	5	34	1
1985	Clinton	.179	73	212	28	38	12	0	4	23	22	85	5
1986	Clinton	.260	104	300	47	78	24	1	8	39	38	89	15
1987													

- DID NOT PLAY -

TATE, Chuck Allan**RHP**

Born: July 8, 1964, Joplin, MO **Resides:** Bartlesville, OK
Bats: Right **Throws:** Right **Height:** 6-7 **Weight:** 240

How Obtained: Giants #22 selection in June, 1986 Draft. Signed by Bill Paresé

Graduated from College High (Bartlesville, OK) in 1981 . . . attended Oklahoma State University . . . married.

Year	Club	W-L	ERA	G	GS	CG	SHO	SV	IP	H	R	ER	BB	SO
1986	Everett	4-6	5.33	13	13	1	0	0	79.1	76	57	47	40	61
1987	Fresno	0-0	11.35	11	0	0	0	1	23.0	38	29	29	17	14

TATE, Stuart Douglas (Stu)**RHP**

Born: June 17, 1962, Huntsville, AL **Resides:** Auburn, AL
Bats: Right **Throws:** Right **Height:** 6-3 **Weight:** 205

How Obtained: Giants #8 selection in June, 1984 Draft. Signed by Ken Parker

Graduated from Hazelgreen (AL) High in 1980 . . . attended Columbia (TN) State College, John Calhoun State College (Decatur, AL) and Auburn University . . . married.

Year	Club	W-L	ERA	G	GS	CG	SHO	SV	IP	H	R	ER	BB	SO
1984	Everett	1-2	6.10	10	0	0	0	3	10.1	9	7	7	11	15
	Clinton	1-1	2.92	17	0	0	0	1	24.2	22	9	8	12	26
1985	Fresno	9-6	4.32	34	12	2	0	0	123.0	111	73	59	85	118
1986	Shreveport	5-1	3.39	36	2	0	0	8	63.2	56	33	24	40	56
1987	Shreveport	5-5	3.80	34	8	0	0	3	83.0	75	41	35	57	75

TERRILL, James Edward**LHP**

Born: August 31, 1966, Washington, DC **Resides:** Bowie, MD
Bats: Left **Throws:** Left **Height:** 6-1 **Weight:** 175

How Obtained: Giants #25 selection in June, 1987 Draft. Signed by Mike Toomey

Graduated from Bowie (MD) High in 1984 . . . attended Lamar University . . . single.

Year	Club	W-L	ERA	G	GS	CG	SHO	SV	IP	H	R	ER	BB	SO
1987	Everett	2-1	1.02	30	0	0	0	11	53.0	35	9	6	12	55

TILLMAN, Kerry Jerome (Rusty)**OF**

Born: August 29, 1960, Jacksonville, FL **Resides:** Atlantic Beach, FL
Bats: Right **Throws:** Right **Height:** 6-0 **Weight:** 190

How Obtained: Mets #10 selection in January, 1979 Draft. Traded to San Diego for Rick Lancellotti, March 31, 1985. Traded to Oakland for Bob Stoddard, April 18, 1986. Released by Oakland in March, 1987. Signed by the Giants, April 26, 1987.

Year	Club	AVG.	G	AB	R	H	2B	3B	HR	RBI	BB	SO	SB
1979	Little Falls	.318	6	22	4	7	0	1	0	4	3	2	5
	Grays Harbor	.295	60	217	33	64	10	1	3	30	34	42	18
1980	Lynchburg	.316	135	526	94	166	27	11	8	79	46	90	43
1981	Jackson	.278	122	464	66	129	21	4	6	59	24	92	29
1982	Tidewater	.322	108	404	60	130	10	6	5	54	37	57	26
	New York (NL)	.154	12	13	4	2	1	0	0	0	0	4	1
1983	Tidewater	.255	126	483	67	123	20	7	8	63	34	111	23
1984	Tidewater	.219	44	151	17	33	5	1	3	13	4	27	4
	Denver	.306	75	255	43	78	6	3	9	43	21	49	9
1985	Las Vegas	.337	115	412	66	139	27	7	12	75	23	73	18
1986	Tacoma	.314	74	261	42	82	19	2	3	42	22	32	8
	Oakland	.256	22	39	6	10	1	0	1	6	3	11	2
1987	Phoenix	.316	94	304	50	96	12	2	10	52	32	54	8
	N L Totals	.154	12	13	4	2	1	0	0	0	0	4	1
	A L Totals	.256	22	39	6	10	1	0	1	6	3	11	2
	M L Totals	.230	34	52	10	12	2	0	1	6	3	15	3

TOAL, John James**IF****Born:** August 14, 1963, Staten Island, NY **Resides:** Staten Island, NY**Bats:** Right **Throws:** Right **Height:** 6-0 **Weight:** 180**How Obtained:** Giants #11 selection in June, 1986 Draft. Signed by Bill Parese

Graduated from Tottenville (NY) High in 1981 . . . attended the University of Oklahoma . . . 1986 Northwest League All Star . . . single.

Year	Club	AVG.	G	AB	R	H	2B	3B	HR	RBI	BB	SO	SB
1986	Everett	.341	59	229	55	78	25*	2	2	44	31	36	12
1987	Clinton	.245	126	420	51	103	19	2	2	53	41	61	5

TOUSSAINT, Daris Rand**OF****Born:** April 7, 1968, Los Angeles, CA **Resides:** Los Angeles, CA**Bats:** Both **Throws:** Right **Height:** 6-3 **Weight:** 175**How Obtained:** Signed by George Genovese and Dennis Lieberthol as a free agent, December 9, 1987

Graduated from El Camino Real (CA) High in 1984 . . . attended Compton (CA) JC . . . single.

VELASQUEZ, Raymond Anthony (Ray)**RHP****Born:** October 17, 1966, La Puente, CA **Resides:** La Puente, CA**Bats:** Right **Throws:** Right **Height:** 5-11 **Weight:** 185**How Obtained:** Twins #8 selection in June, 1984 Draft. Signed by Jess Flores, Sr. Traded to the Giants with Jose Dominguez and Bryan Hickerson for Dan Gladden and David Blakley, March 31, 1987.

Graduated from La Puente (CA) High in 1984 . . . single.

Year	Club	W-L	ERA	G	GS	CG	SHO	SV	IP	H	R	ER	BB	SO
1984	Elizabethton	3-4	3.86	19	3	1	0	7	49.0	38	24	21	36	48
1985	Visalia	7-7	2.39	53	1	0	0	10	90.0	75	28	24	50	88
1986	Visalia	3-6	5.50	44	0	0	0	6	56.0	55	43	34	53	55
1987	Clinton	3-5	3.26	45	2	0	0	13	60.2	49	23	22	39	73

VILLA, Michael Thomas (Mike)**RHP****Born:** July 6, 1964, Bronx, NY **Resides:** Camanche, IA**Bats:** Left **Throws:** Right **Height:** 6-1 **Weight:** 175**How Obtained:** Signed by George Genovese as a free agent, April 1, 1983. Traded to Cincinnati with Frank Williams and Timber Mead for Eddie Milner, January 8, 1987. Released by the Reds in June, 1987 and resigned with the Giants June, 18, 1987.

Graduated from Mountain View High (El Monte, CA) in 1982 . . . married.

Year	Club	W-L	ERA	G	GS	CG	SHO	SV	IP	H	R	ER	BB	SO
1983	Great Falls	1-1	7.22	16	1	0	0	1	28.2	36	27	23	21	23
1984	Everett	0-1	6.23	2	2	0	0	0	8.2	8	7	6	4	7
	Clinton	2-4	3.86	12	8	1	0	0	51.1	33	23	22	32	29
1985	Clinton	7-5	2.65	28	9	2	0	7	102.0	74	38	30	54	86
1986	Fresno	5-2	4.45	43	0	0	0	8	64.2	55	34	32	48	60
1987	Tampa	3-1	5.40	22	0	0	0	4	33.1	44	21	20	17	14
	Clinton	3-7	3.65	18	2	0	0	3	49.1	49	28	20	17	35

VUZ, John J.**C****Born:** June 5, 1965, Passaic, NJ **Resides:** Wayne, NJ**Bats:** Right **Throws:** Right **Height:** 6-2 **Weight:** 180**How Obtained:** Giants #10 selection in June, 1987 Draft. Signed by Tom Zimmer

Graduated from Wayne Valley (NJ) High in 1983 . . . attended Jacksonville (FL) University . . . single.

Year	Club	AVG.	G	AB	R	H	2B	3B	HR	RBI	BB	SO	SB
1987	Pocatello	.237	38	118	6	28	1	1	0	14	3	18	0

WANDLER, Michael John (Mike)**IF****Born:** October 1, 1965, Allentown, PA **Resides:** Bath, PA**Bats:** Right **Throws:** Right **Height:** 5-10 **Weight:** 165**How Obtained:** Giants #40 selection in June, 1987 Draft. Signed by Mike Toomey

Graduated from Northhampton High in 1983 . . . attended Point Park College . . . single.

Year	Club	AVG.	G	AB	R	H	2B	3B	HR	RBI	BB	SO	SB
1987	Pocatello	.278	63	234	42	65	13	1	1	31	23	29	10

WASINGER, Mark Thomas**IF****Born:** August 4, 1961, Monterey, CA**Resides:** Duluth, GA**Bats:** Right**Throws:** Right**Height:** 6-0**Weight:** 175**How Obtained:** Padres #3 selection in June, 1982 Draft. Traded to Giants with Tom Meagher for Colin Ward and Steve Miller, April 27, 1987.

Attended Old Dominion University . . . 1982 NCAA All-American . . . married.

Year	Club	AVG.	G	AB	R	H	2B	3B	HR	RBI	BB	SO	SB
1982	Reno	.318	60	220	36	70	18	0	2	32	34	32	2
1983	Reno	.331	83	308	46	102	13	5	4	53	38	45	22
1984	Beaumont	.285	106	362	54	103	20	0	3	48	62	47	15
1985	Beaumont	.302	114	411	71	124	13	0	8	52	65	47	12
1986	Las Vegas	.307	103	378	68	116	22	5	1	34	50	36	12
	San Diego	.000	3	8	0	0	0	0	0	1	0	2	0
1987	Las Vegas	.160	9	25	6	4	1	0	1	3	5	4	1
	Phoenix	.234	41	145	22	34	3	2	0	13	29	16	3
	San Francisco	.275	44	80	16	22	3	0	1	3	8	14	12
M.L. Totals		.250	47	88	16	22	3	0	1	4	8	16	0

WESTBROOKS, Elanis Ray**OF****Born:** August 3, 1965**Resides:** Houston, TX**Bats:** Right**Throws:** Right**Height:** 5-8**Weight:** 165**How Obtained:** Giants #47 selection in June, 1987 Draft. Signed by Andy Korenek. Graduated from Bellaire High in 1983 . . . attended the University of Texas . . . single.

Year	Club	AVG.	G	AB	R	H	2B	3B	HR	RBI	BB	SO	SB
1987	Pocatello	.282	19	78	12	22	1	1	0	10	8	11	7
	Fresno	.259	24	58	8	15	2	2	0	3	5	10	1

WILLIAMS, Matthew Steven**C****Born:** June 22, 1968, Corvallis, OR**Resides:** Corvallis, OR**Bats:** Right**Throws:** Right**Height:** 6-1**Weight:** 180**How Obtained:** Signed by John Shafer as a free agent, August 26, 1986

Graduated from Corvallis (OR) High in 1986 . . . single.

Year	Club	AVG.	G	AB	R	H	2B	3B	HR	RBI	BB	SO	SB
1987	Pocatello	.202	30	89	10	18	3	0	0	9	11	34	1

WILSON, John**LHP****Born:** April 16, 1964**Resides:** Santa Cruz, CA**Bats:** Left**Throws:** Left**Height:** 5-11**Weight:** 165**How Obtained:** Signed by Dave Nahabedian as a free agent, June 20, 1987

Attended San Francisco State University . . . single.

Year	Club	W-L	ERA	G	GS	CG	SHO	SV	IP	H	R	ER	BB	SO
1987	Everett	0-1	2.70	9	0	0	0	0	16.2	14	8	5	7	5

GIANTS RAINOUTS

Since moving to San Francisco in 1958 the Giants have had just 20 home games rained out. During one stretch the team went 454 games (from April 10, 1976, through October 2, 1981) without a cancellation. Here is a breakdown of the Giants San Francisco rainouts:

1958—May 11 vs. Los Angeles

1959—Sept. 18 vs. Los Angeles

1960—May 3 vs. Milwaukee

1961—April 21 vs. St. Louis

April 22 vs. St. Louis

1962—Sept. 28 vs. Houston

1964—June 8 vs. St. Louis

1965—Aug. 11 vs. Pittsburgh

1967—April 21 vs. Atlanta

April 23 vs. Atlanta

June 2 vs. New York

1969—April 23 vs. Atlanta

1971—April 13 vs. San Diego

1972—June 9 vs. Chicago

1974—April 24 vs. Montreal

1975—May 3 vs. Houston


1976—April 10 vs. Los Angeles

1981—Oct. 2 vs. San Diego

1983—April 19 vs. Los Angeles

1984—April 18 vs. San Diego

'Stick, Spring and Scribes



CANDLESTICK PARK

ADDRESS: Candlestick Park, San Francisco, California 94124

PHONE: Executive Office: (415) 468-3700

Ticket Office: (415) 467-8000

FIELD MEASUREMENTS: Foul Lines: 335 feet (102.1 m.); Power Alleys 365 feet (111.2 m.); Center Field 400 Feet (120.0 m.)

STADIUM OPERATOR: San Francisco Park and Recreation Department

SEATING CAPACITIES: 58,000 (baseball); 61,891 (football)

PLAYING SURFACE: 171,000 square feet of natural grass with crushed volcanic rock infield and warning track

OUTFIELD FENCE: 9 feet high

LIGHTING: 865 fixtures (1500 watts each) on nine towers (140 feet high), generating 250 foot candles of light on the playing surface

PARKING: 77 acres, will accommodate 7000 cars and 300 buses. Privately-owned parking lots on perimeter roads provide another 10,000 parking spaces.

ORIGINAL COST OF PARK: \$24.6 million

LOCATION: On Candlestick Point, San Francisco, east of the Bayshore Freeway (U.S. 101)

STARTING TIMES

Day Games	1:05 p.m.
Sunday Doubleheaders	12:05 p.m.
Night Games	7:35 p.m.

ADMISSION PRICES

Lower Deck Box	\$10.00
Upper Deck Box	\$9.00
Lower Deck Reserved	\$8.00
Upper Deck Reserved	\$7.00
General Admission	\$2.50

CANDLESTICK PARK "FIRSTS"

Game—April 12, 1960 (Giants 3, St. Louis 1)

Crowd—42,269

Giant Pitcher—Sam Jones

Pitch—Swing and a miss by Joe Cunningham

Hit—Bill White (St. Louis) First Inning

Giant Hit—Orlando Cepeda, First Inning

Home Run—Leon Wagner (St. Louis), Fifth Inning, April 12, 1960

Giant Home Run—Willie Kirkland, Third Inning, April 13, 1960

Plate Umpire—Jocko Conlan

CANDLESTICK PARK GROUND RULES

1. A ball hitting either foul pole or the attached screens above the back ring painted on the poles is a home run. A ball hitting foul pole below black ring or hitting top of fence and bounding onto playing field is in play. A fair ball bounding into stands or over fence is a two-base hit.
2. A thrown ball that goes behind the backstop screen is one base, if it was thrown by the pitcher from the rubber. All other overthrows are two bases.
3. A ball going over fence under the screen attached to foul poles is a home run.
4. A ball that hits the fence of the dugouts or bat racks is in play. A ball that goes into the dugout is out of play.
5. A ball that goes into the bullpens is in play.
6. A ball hitting any part of the stands beyond the top of the right field fence and bounding back onto the field is a home run.

EVOLUTION OF CANDLESTICK PARK

GROUND BREAKING

1959 – Official construction begins at Candlestick Point in a cove at the southeastern edge of San Francisco.

STADIUM NAMED

1959 – The new home of the Giants is officially named "Candlestick Park" in a balloting among fans. More than 15,000 entries were submitted.

OPENING DAY

1960 – After two years of playing at Seals Stadium in downtown San Francisco, the Giants' opening day at Candlestick was April 12.

SEATING CAPACITY

1960 – The open-end stadium seated 42,500 fans.

1972 – Construction to enclose the stadium is completed and seating capacity is expanded to 58,000 for baseball.

PLAYING SURFACE

1960 – Natural grass.

1971 – Artificial turf is installed in the outfield, the infield (except the infield skin), and foul territory.

1972 – Artificial turf installed to cover infield skin (except sliding areas).

1979 – Natural grass replaces artificial turf.

1981 – Infield skin width reduced three feet.

FIELD DIMENSIONS

1960 – Foul lines: 330 feet. Power Alleys: 365 feet (left-center) and 375 feet (right-center). Center Field: 410 feet.

1968 – Foul lines extended to 335 feet.

1982 – Center field moved in to 400 feet and right-center moved in to 365 feet.

OUTFIELD FENCE

1960 – 10 feet high.

1974 – Lowered to 8 feet.

1975 – Raised to 12 feet.

1982 – Lowered to 9 feet.

CANDLESTICK'S JumboTRON

Candlestick Park's video display board made its debut on Opening Day in 1987 as part of the stadium's \$30 million renovation project.

The centerpiece of the \$4.5 million ensemble is the Sony JumboTRON, a 24-by-32-foot video screen, which is the first of its kind ever installed in an American baseball stadium. The board is composed of more than 100,000 "Trini-lites," each the size of a deck of playing cards. Every Trini-lite has three color-emitting sections – red, blue and green – and requires eight watts of power. The picture is supplied by three cameras, behind home plate and at the end of each dugout, as well as video feeds from telecasts within the stadium and satellite coverage of other games and events.

A complete state-of-the-art video editing suite, located at the outfield end of the VIP Box in left field, is fully equipped to produce highlights, features and special effects.

The Giants also operate JumboTRON and the message board for Forty-Niners football games.

CANDLESTICK PARK HOME RUNS

Since its opening in 1960, 3525 Major League home runs have been hit in Candlestick Park during the regular season, an average of 126 per year. The first homer was by Leon Wagner of the St. Louis Cardinals in the fifth inning of opening day, April 12, 1960. Willie Kirkland was the first Giant to homer at Candlestick (April 13, 1960).

GIANTS WHO HAVE HIT 20 OR MORE HOME RUNS AT CANDLESTICK PARK

Willie McCovey	231*
Willie Mays	202*
Bobby Bonds	103
Orlando Cepeda	86*
Jim Ray Hart	69
Darrell Evans	68*
Jack Clark	68*
Tom Haller	63*
Jeffrey Leonard	45
Chili Davis	43
Dave Kingman	42*
Bob Brenly	40
Felipe Alou	36*
Ken Henderson	34*
Dick Dietz	31
Chris Speier	31*
Ed Bailey	30*
Will Clark	29
Gary Matthews	29*
Candy Maldonado	21
Jim Davenport	20

NON-GIANTS WHO HAVE HIT 13 OR MORE HOME RUNS AT CANDLESTICK PARK

Willie Stargell	25
Ron Cey	24
Dale Murphy	22
Tony Perez	21
Dick Allen	19
Hank Aaron	18
Róberto Clemente	18
George Foster	18*
Eddie Matthews	18
Billy Williams	17
Willie Davis	15
Joe Morgan	15*
Jimmy Wynn	15
Jose Cruz	14
Vada Pinson	13
Frank Robinson	13
Ron Santo	13
Joe Torre	13

REGULAR SEASON TEAM TOTALS OF HOME RUNS HIT AT CANDLESTICK PARK

Giants	1892
Opponents	1633
Dodgers	213
Braves	207
Reds	200
Astros	171
Phillies	144
Pirates	141
Cubs	134
Mets	123
Cardinals	115
Padres	103
Expos	82

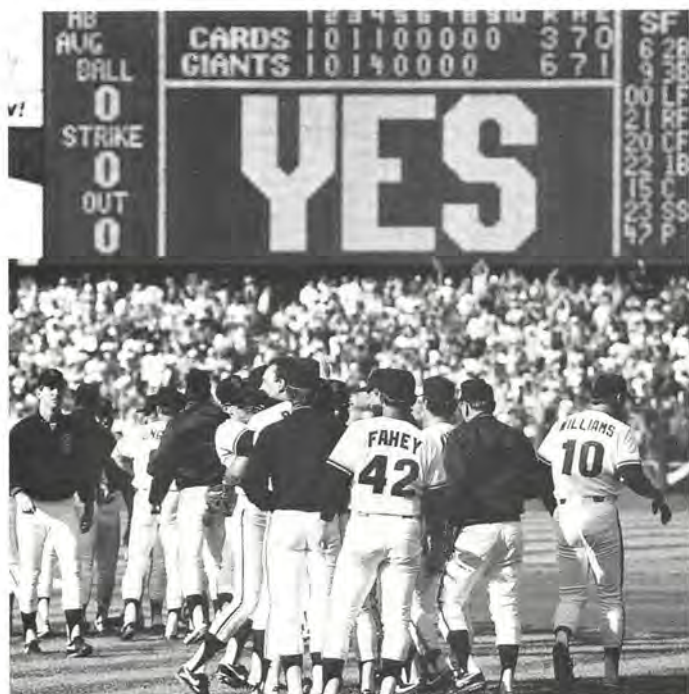
*Home runs hit while non-Giant (not included in individual total): Alou (7), Matthews (7), McCovey (5), Cepeda (5), Evans (5), Kingman (5), Bailey (2), Mays (1), J. Clark (1), Haller (1), Henderson (1) and Speier (1).

*As a member of the Giants, Morgan hit 10 home runs and Foster two (not included in individual total).

NOTE—The Expos and Padres have played 19 seasons, the Mets and Astros 26, all other teams 28 seasons.

HOME RUNS YEAR-BY-YEAR AT CANDLESTICK PARK

Year	Giants	Opponents	Total	Year	Giants	Opponents	Total
1960	46	34	80	1974	50	61	111
1961	97	77	174	1975	36	37	73
1962	109	74	183	1976	44	32	76
1963	101	64	165	1977	62	56	118
1964	86	63	149	1978	47	30	77
1965	81	81	162	1979	53	61	114
1966	91	77	168	1980	24	41	65
1967	65	59	124	1981	28	19	47
1968	60	32	92	1982	55	54	109
1969	77	61	138	1983	73	67	140
1970	84	77	161	1984	55	63	118
1971	71	58	129	1985	58	67	125
1972	86	65	151	1986	50	61	111
1973	85	79	164	1987	118	72	190



ATTENDANCE YEAR-BY-YEAR

YEAR	HOME DATES	TOTAL HOME ATTENDANCE	HOME AVERAGE	TOTAL ROAD ATTENDANCE
1958*	75	1,272,625	16,968	1,484,994
1959*	77	1,442,130	18,729	1,581,837
1960	76	1,795,356	23,623	1,479,188
1961	74	1,390,679	18,793	1,274,170
1962	76	1,556,551	20,481	1,684,377
1963	76	1,568,965	20,644	1,664,488
1964	76	1,500,883	19,748	1,803,709
1965	76	1,542,588	20,297	1,810,414
1966	77	1,651,293	21,445	2,207,530
1967	74	1,237,119	16,718	1,658,859
1968	75	833,594	11,115	1,585,762
1969	74	870,341	11,761	1,583,209
1970	72	728,498	10,118	1,557,513
1971	73	1,088,083	14,905	1,989,704
1972	69	637,327	9,237	1,349,166
1973	74	834,193	11,273	1,619,162
1974	74	519,991	7,027	1,409,100
1975	74	522,925	7,067	1,423,196
1976	73	626,868	8,587	1,362,276
1977	74	700,056	9,460	1,494,234
1978	74	1,740,480	23,520	1,849,690
1979	77	1,456,392	18,914	1,863,475
1980	78	1,096,115	14,053	1,328,715
1981	51	632,276	12,398	1,018,093
1982	77	1,200,948	15,597	1,716,700
1983	77	1,251,530	16,254	1,814,771
1984	77	1,001,545	13,007	1,602,232
1985	79	818,697	10,363	1,855,080
1986	78	1,528,748	19,599	1,926,091
1987	79	1,917,863	24,277	2,157,748
Total 30 Seasons		34,964,659		49,155,483

*Seals Stadium

CANDLESTICK ATTENDANCE RECORDS

ATTENDANCE HIGH	ATTENDANCE DATE
Season, Home	1,917,863 1987
Season, Road	2,207,530 1966
Single Day Game	56,196 April 10, 1979 vs. San Diego
Single Night Game	55,920 June 20, 1978 vs. Cincinnati
Double Header	53,178 July 31, 1983 vs. Los Angeles
Three-Game Series	147,300 October 1-3, 1982 vs. Los Angeles
All-Star Game	57,756 July 10, 1984
World Series Game	43,948 October 15, 1962 vs. New York
League Championship Game	59,363 October 11, 1987 vs. St. Louis
Playoff Game	35,652 October 1, 1962 vs. Los Angeles

TOP REGULAR SEASON DATE VS:

Atlanta	48,811 June 19, 1983
Chicago	52,700 April 3, 1984
Cincinnati	55,920 June 20, 1978
Houston	47,030 June 22, 1986 (DH)
Los Angeles	56,103 May 28, 1978
Montreal	39,800 July 22, 1979
New York	42,266 May 25, 1987
Philadelphia	40,768 September 6, 1987
Pittsburgh	41,981 September 18, 1966
St. Louis	47,167 July 3, 1986
San Diego	56,196 April 10, 1979

TOP 10 REGULAR SEASON CROWDS

1. 56,196	vs. San Diego	April 10, 1979
2. 56,103	vs. Los Angeles	May 28, 1978
3. 55,920	vs. Cincinnati	June 20, 1978
4. 54,723	vs. Los Angeles	August 6, 1978
5. 54,520	vs. San Diego	April 9, 1981
6. 53,281	vs. Los Angeles	October 1, 1982
7. 53,178	vs. Los Angeles	July 31, 1983
8. 52,714	vs. San Diego	April 9, 1985
9. 52,700	vs. Chicago	April 3, 1984
10. 52,374	vs. Los Angeles	August 16, 1987

HELPFUL SERVICES

TRANSPORTATION

AIRLINES:

American	(415) 398-4434
Delta	(415) 552-5700
Pan Am	(800) 221-1111
PSA	(415) 956-8636
TWA	(415) 864-5731
United	(415) 397-2100

AUTOMOBILE RENTALS:

Avis	(415) 885-5011
Budget	(415) 877-4477
Hertz	(415) 771-2200
National	(415) 474-5300

TAXI COMPANIES:

DeSoto	(415) 673-1414
Veterans	(415) 552-1300
Yellow	(415) 626-2345

MUNI RAILWAY BUS SYSTEM:

CAL TRANS:	(415) 557-8661
------------	----------------

NEWS SERVICES

Associated Press	(415) 621-7432
United Press International	(415) 552-5900
Western Union	(415) 433-5520

COMPUTER REPAIR

Texas Instruments	(415) 781-9470
Ask for Services Group	

GIANTS SPRING TRAINING INFORMATION

REPORTING DATES: Pitchers and catchers, February 21; first workout, February 22. Full squad, February 28; first workout, February 29.

HEADQUARTERS: Sheraton Scottsdale Resort (February 19-March 31), 7200 N. Scottsdale Road, Scottsdale, Arizona 85253, (602) 948-5000.

STADIUM: Scottsdale Stadium, 7402 E. Osborn Road, Scottsdale, Arizona 85251. Capacity—4,721.

TELEPHONES: Giants' office and press box: (602) 990-7972.

WORKOUTS: Indian School Park, Hayden Road at Camelback Road, Scottsdale, Arizona 85251, (602) 990-3341.

MINOR LEAGUE HEADQUARTERS: Woolley's Petite Suites (starting March 7), 1635 N. Scottsdale Road, Tempe, Arizona 85281, (602) 947-3711.

GAME TIMES: 1 p.m.

MEDIA INFORMATION: For credentials, contact Duffy Jennings or Dave Aust. Media lunch served prior to each home game.

RADIO SPACE: Contact Duffy Jennings or Dave Aust in advance.

ROAD HOTELS: Denver (March 18-19)—Westin Tabor Center, (303) 572-9100; Palm Springs (March 23-24)—Seven Springs Hotel, (619) 323-2775; Yuma (March 25)—Stardust Motor Inn, (602) 783-8861.

PAST SPRING TRAINING FINISHES

Year	Won-Lost	N.L. Finish	Year	Won-Lost	N.L. Finish
1958	21-11	1st	1973	13-8	3rd
1959	15-13	3rd	1974	12-9	3rd
1960	13-13	5th	1975	12-7	3rd
1961	15-11	3rd	1976	7-7	7th
1962	13-13	5th	1977	11-15	10th
1963	10-17	10th	1978	18-9	1st
1964	25-8	2nd	1979	14-12	7th
1965	12-8	4th	1980	14-7	1st
1966	15-11	3rd	1981	14-13	1st
1967	17-9	1st	1982	9-14	11th
1968	13-17	5th	1983	11-13	5th
1969	19-7	1st	1984	18-9	1st
1970	9-7	7th	1985	14-14	7th
1971	15-11	4th	1986	15-12	5th
1972	9-6	2nd	1987	20-10	2nd
			Totals	423-320	(.569)

BAY BRIDGE SERIES HISTORY

Giants lead series, 4-2

Year	Site	Winner	Score	WP	LP	Attendance
1982	Phoenix	Giants	6-1	Gale	Keough	3,080
	Phoenix	Giants	11-5	Fowlkes	B. Kingman	3,525
1983	Candlestick	A's	7-3	T. Underwood	Barr	15,635
	Oakland	A's	5-4	Keough	Lavelle	22,350
1984	Oakland	Giants	4-1	Krukow	Burris	18,211
	Candlestick	Giants	6-5	Minton	Caudill	21,421
1985	Candlestick	A's	8-5	Kaiser	Gott	14,308
	Oakland	Giants*	7-5	Krukow	Sutton	18,646
1986	Oakland	A's*	7-1	Andujar	Garrelts	23,134
	Candlestick	Giants	5-3	Mason	Langford	14,085
1987	Candlestick	Giants*	5-4	Minton	Eckersley	15,914
	Oakland	A's	8-3	Stewart	Grant	27,524

*-won home run derby to decide series winner

GIANTS EXHIBITION SCHEDULE—1988

Date	Day	Opponent	Location	Time	Score
March 4	Friday	Chicago Cubs	Mesa	1:00 pm	_____
March 5	* Saturday	Cleveland Indians	Tucson	1:00 pm	_____
March 6	* Sunday	Cleveland Indians	Scottsdale	1:00 pm	_____
March 7	Monday	Milwaukee Brewers	Chandler	1:00 pm	_____
March 8	Tuesday	California Angels	Scottsdale	1:00 pm	_____
March 9	* Wednesday	Oakland As	Scottsdale	1:00 pm	_____
March 10	Thursday	Chicago Cubs	Scottsdale	1:00 pm	_____
March 11	Friday	Seattle Mariners	Tempe	1:00 pm	_____
March 12	* Saturday	San Diego Padres	Scottsdale	1:00 pm	_____
March 13	* Sunday	Oakland As	Phoenix	1:00 pm	_____
March 14	Monday	San Diego Padres	Scottsdale	1:00 pm	_____
March 15	Tuesday	California Angels	Scottsdale	1:00 pm	_____
March 16	Wednesday	Milwaukee Brewers (ss)	Scottsdale	1:00 pm	_____
		Cleveland Indians (ss)	Tucson	1:00 pm	_____
March 17	Thursday	OPEN DATE			_____
March 18	Friday	Seattle Mariners	Tempe	1:00 pm	_____
March 19	Saturday	Oakland As (ss)	Scottsdale	1:00 pm	_____
	*	Oakland As (ss)	Denver	12:35 pm	_____
March 20	Sunday	Oakland As (ss)	Phoenix	1:00 pm	_____
	*	Oakland As (ss)	Denver	12:35 pm	_____
March 21	Monday	Milwaukee Brewers	Chandler	1:00 pm	_____
March 22	Tuesday	Seattle Mariners	Tempe	1:00 pm	_____
March 23	Wednesday	Milwaukee Brewers	Scottsdale	1:00 pm	_____
March 24	Thursday	California Angels	Palm Springs	1:00 pm	_____
March 25	Friday	California Angels	Palm Springs	1:00 pm	_____
March 26	* Saturday	San Diego Padres	Yuma	1:00 pm	_____
March 27	* Sunday	Chicago Cubs	Scottsdale	1:00 pm	_____
March 28	* Monday	Oakland As	Phoenix	6:30 pm	_____
March 29	Tuesday	Chicago Cubs	Mesa	1:00 pm	_____
March 30	Wednesday	Cleveland Indians	Scottsdale	1:00 pm	_____
March 31	Thursday	Seattle Mariners	Scottsdale	12:00 pm	_____
April 1	Friday	OPEN DATE			_____
April 2	* Saturday	Oakland As	Oakland	1:00 pm	_____
April 3	* Sunday	Oakland As	San Francisco	1:00 pm	_____

TICKET PRICES: \$5.00 (Box); \$4.00 (Reserved); \$3.00 (General Admission)

TICKET OFFICE PHONE: 602/994-5123

*Broadcast on KNBR

OLDEST SPRING RIVALRY

The Giants' 1988 Cactus League schedule includes four games with the Cleveland Indians, in a continuation of the longest Spring Training rivalry in existence. Since 1934, the Giants and Indians have played a total of 509 exhibition games. The Giants lead the series 267-233, with nine games ending in ties.

GIANTS FINAL 1987 EXHIBITION STATISTICS

Record 20-10

BATTER	AVG.	G	AB	R	H	2B	3B	HR	RBI	GW	BB	SO	SB	CS	E
Aldrete	.340	21	53	13	18	2	0	1	11	1	9	6	2	2	1
Brenly	.270	19	63	10	17	6	0	0	9	3	9	10	2	2	0
Brown	.258	9	31	1	8	2	0	0	6	0	4	3	0	0	1
Burrell	.000	3	1	0	0	0	0	0	0	0	0	0	0	0	0
Clark	.333	27	96	14	32	5	1	1	19	1	6	16	2	4	1
Cockrell	.267	7	15	4	4	3	0	0	0	0	1	4	0	0	0
C. Davis	.418	18	55	10	23	5	1	3	11	1	4	6	1	1	0
Escobar	.111	6	9	0	1	0	0	0	0	0	1	0	1	0	1
Gladden	.364	12	44	11	16	1	2	2	6	1	1	6	1	1	2
Kutcher	.400	18	30	10	12	2	1	0	9	0	1	4	3	1	1
Leonard	.310	23	71	14	22	5	2	5	18	1	1	8	4	2	0
Litton	1.000	1	1	1	1	0	0	0	0	0	0	0	0	0	0
Maldonado	.381	22	84	15	32	6	1	3	13	2	3	10	3	2	0
Manwaring	—	1	0	0	0	0	0	0	0	0	0	0	0	0	0
Melvin	.289	13	45	4	13	2	1	2	8	2	0	7	0	0	2
Milner	.361	20	61	10	22	2	2	1	11	2	6	6	3	4	1
Perezchica	—	1	0	0	0	0	0	0	0	0	0	0	0	0	0
Reid	.375	5	8	0	3	0	0	0	1	0	1	2	0	0	1
Rubel	.200	2	5	1	1	0	0	0	0	0	0	0	0	0	0
Sasser	.308	8	13	1	4	1	0	1	1	0	1	2	0	0	0
Speier	.260	18	50	8	13	1	1	0	5	0	5	10	1	0	2
Spilman	.235	16	34	1	8	0	0	0	1	0	0	2	0	0	0
Thompson	.173	18	52	7	9	1	0	0	2	1	13	9	3	1	2
Unbe	.448	21	67	14	30	7	3	1	9	1	4	6	4	3	6
Williams	.296	24	81	17	24	4	2	3	16	3	6	15	1	2	3
Woodard	.333	19	33	5	11	0	0	0	2	0	3	3	5	2	0
Youngblood	.367	13	30	9	11	3	1	0	6	0	2	5	1	0	1
GIANTS	.321	30	1069	181	343	58	18	24	173	19	81	156	36	28	31
OPPONENTS	.291	30	1055	163	307	60	17	23	148	10	109	191	23	15	28

PITCHER	W-L	ERA	G	GS	SV	IP	H	R	ER	BB	SO	HR
Bockus	1-0	7.84	6	0	0	10.1	16	12	9	2	6	2
Burkett	0-0	0.00	1	0	0	1.1	2	0	0	1	1	0
Comstock	1-1	6.00	8	0	3	9.0	8	6	6	5	10	1
M. Davis	2-1	5.00	6	5	0	27.0	27	15	15	12	23	2
Downs	1-1	3.42	5	4	0	23.2	23	11	9	7	23	2
Ferran	0-1	16.20	2	0	1	1.2	4	3	3	0	0	1
Fontenot	0-0	10.13	3	0	0	5.1	11	6	6	3	3	0
Garrells	2-0	3.07	12	0	2	14.2	15	5	5	9	14	0
Gott	2-0	4.02	6	2	0	15.2	13	8	7	8	11	1
Grant	2-1	3.75	8	3	1	24.0	19	10	10	9	12	1
Hammaker	0-1	5.85	7	2	1	20.0	27	17	13	5	12	4
Krukow	2-1	6.08	5	5	0	23.2	35	19	16	7	19	3
LaCoss	1-1	6.97	5	4	0	20.2	26	17	16	9	10	2
Mason	0-1	2.45	5	4	0	18.1	24	10	5	4	13	0
McKnight	0-0	0.00	1	0	0	1.0	0	0	0	1	0	0
Medvin	1-0	0.00	1	0	0	3.0	3	0	0	0	1	0
Minton	2-0	0.82	6	0	0	11.0	11	1	1	5	6	0
Mulholland	1-1	6.43	3	1	0	7.0	7	5	5	4	4	0
Perلمان	0-0	5.79	2	0	0	4.2	9	4	3	0	3	0
Price	1-0	3.24	4	0	0	8.1	8	3	3	6	7	1
Robinson	0-0	4.85	10	0	1	13.0	16	9	7	10	11	2
Ward	1-0	6.75	2	0	0	2.2	3	2	2	2	2	1
GIANTS	20-10	4.77	30	30	9	266.0	307	163	141	109	191	23
OPPONENTS	10-20	5.44	30	30	4	261.1	343	181	158	81	156	24

ATTENDANCE TOTALS

Home Attendance (16 dates): 70,306
Road Attendance (14 dates): 89,332

SINGLE-GAME HIGH

4,394 avg. 15,914 vs. Oakland, 4/4
6,381 avg. 27,524 at Oakland, 4/5

TOP SCOTTSDALE STADIUM CROWDS

(total attendance since 1982)

- 5,221—March 28, 1986 vs. Chicago Cubs
- 5,133—March 22, 1986 vs. Cleveland Indians
- 5,023—March 22, 1987 vs. Milwaukee Brewers
- 4,953—March 26, 1987 vs. Cleveland Indians
- 4,945—March 27, 1986 vs. Milwaukee Brewers
- 4,921—March 27, 1987 vs. Chicago Cubs
- 4,878—March 20, 1982 vs. Chicago Cubs

GIANTS TELEVISION-RADIO

A record number of televised games with added personalities on both home and road telecasts highlight the 1988 broadcast schedule for the Western Division Champion Giants.

Beginning with its presentation of Candlestick's Opening Night excitement, GiantsVision will air 36 Giants home games this year to a potential audience of more than 1.4 million Northern California cable viewers. Now in just its third year, GiantsVision has grown to become the largest sports pay-per-view system in the nation. Joe Morgan and Duane Kuiper call the action, with veteran sportscaster Carolyn Burns joining the team to provide feature reports, interviews, score updates and commentary.

Kuiper also joins Ron Fairly and KTVU-TV sports anchor Steve Physioc on 40 road telecasts over Channel 2 and the Giants Television Network, which includes stations covering Reno, Sacramento, Fresno-Visalia, Salinas-Monterey and San Luis Obispo. This is KTVU's 27th year with the Giants and 1988 is the final year of KTVU's current five-year contract with the Giants.

KNBR Radio (680 AM), the 50,000-watt NBC affiliate in San Francisco, is the flagship of the Giants Radio Network, which stretches from Fresno to the Oregon border and Honolulu to Reno. Fairly and Wayne Hagin return to call the play-by-play for selected exhibition contests and all 162 regular season games. KNBR also is in the final year of its present five-year contract, and in its tenth year overall carrying the Giants.

Spanish-speaking Giants fans in the Bay Area can tune in to 101 broadcasts this year on KIQI radio (1010 AM), which is carrying the club's games in Spanish for the third season. The KIQI schedule includes the Bay Bridge Series, all regular season home games and all 18 contests from Los Angeles and San Diego. Edgard Martinez, Carlos Cesar Rivera and Tito Fuentes are the announcers.

THE NETWORKS

GIANTS RADIO NETWORK

*KNBR	680 AM San Francisco
KIQI	1010 AM San Francisco (Spanish)
KATA	1340 AM Arcata
KFYI	1270 AM Tulare-Visalia
KDAC	1230 AM Fort Bragg
KFIV	1360 AM Modesto
KHVH	990 AM Honolulu (weekends and holidays)
KIQS	1560 AM Willows
KNZS	1540 AM Aptos
KPLY	1270 AM Reno
KYNO	1300 AM Fresno

GIANTS TELEVISION NETWORK

*KTVU	Channel 2 San Francisco- Oakland
KAME	Channel 21 Reno
KCRA	Channel 3 Sacramento
KMPH	Channel 26 Fresno-Visalia
KSBY	Channel 6 San Luis Obispo

*Denotes Flagship Stations

GiantsVision



Joe Morgan returns for his third year as the play-by-play anchor of the GiantsVision telecasts and his fourth as a Major League broadcaster since his retirement as an active player in 1984. The two-time MVP winner starred in the big leagues for 22 seasons, playing in four World Series and seven National League Championship Series. Morgan, 44, began his announcing career with the Cincinnati Reds telecasts in 1985 and has also announced baseball games for NBC and ESPN. Morgan signed a new two-year contract with GiantsVision this past winter. He will also work on selected ABC "Monday Night Baseball" telecasts.

Duane Kuiper adds a new role as a member of the KTVU-TV broadcast team to his third year as Morgan's partner in the GiantsVision booth. The 37-year-old former Major League infielder spent the last four years of his career with the Giants, following seven seasons with the Cleveland Indians. After retiring in 1985, Duane provided commentary on Giants radio and TV broadcasts through the end of that season. From 1982 to 1985, he hosted "The Duane Kuiper Show," a post-game feature on KNBR.



Carolyn Burns adds a new dimension to GiantsVision telecasts as GV's feature reporter, the first full-time woman member of a Major League club's broadcast team. Burns will host an up-to-the-minute package of highlights from the day's other games during each GiantsVision telecast and provide a variety of other features, interviews and baseball news as well. An experienced radio and television sportscaster, Burns has spent the past seven years in the Bay Area, reporting for KRON-TV, KGO-TV and KGO radio. She previously worked at TV stations in Houston, Nashville and Bowling Green following her graduation from West Kentucky University.

KTVU-TV & KNBR-RADIO



Ron Fairly returns for his second year as the play-by-play voice of the Giants on KNBR and KTVU-TV. The 49-year-old former first baseman-outfielder had spent the previous eight years calling the action for the California Angels radio and cable television broadcasts. Fairly retired in 1978 from a Major League playing career that spanned 21 years with six teams, including 11 with the Los Angeles Dodgers and six with the Montreal Expos. He appeared in four World Series and two All-Star games.

Steve Physioc, who became KTVU's sports anchor last fall, also joins the Channel 2 Giants television team this year. He previously worked for KGO radio and announced Fresno State football and basketball games. Physioc was the sports director at WLWT-TV in Cincinnati prior to moving to California and has also worked for Sportstime Cable Network, where he called play-by-play for the Cincinnati Reds, Cleveland Indians and Kansas City Royals. He also called Louisville Redbirds baseball for WDRB-TV and worked at stations in Kansas and Nebraska.



Wayne Hagin also is in his second year in the Giants radio booth. A familiar figure to Bay Area baseball fans, the 31-year-old Hagin was on the Oakland A's broadcast team from 1981 to 1984 and has worked on sportscasts for KCBS radio and KPIX-TV in San Francisco. A native of Denver, Hagin was raised in San Jose, attended San Diego State University on a baseball scholarship and graduated in 1979. He was one of the original announcers on ESPN.

KIQI-RADIO (SPANISH)



Edgard Martinez returns for his third year as the Spanish play-by-play voice of the Giants. He previously broadcast both the Giants (1981-82) and Oakland A's (1980) on another local Spanish station before joining the KIQI staff. Martinez, 38, came to the Bay Area in 1978 after ten years as a play-by-play broadcaster of baseball games in his native Nicaragua.

Carlos Cesar Rivera, KIQI's Sports Director, completes the Spanish broadcast team as the middle-innings play-by-play announcer, now in his third season with KIQI and fourth with the Giants. Rivera, 30, hosts a sports talk show each weekday afternoon on KIQI and was a member of the Spanish broadcast team for the 1984 Summer Olympics from Los Angeles.



Tito Fuentes handles the pre-game, post-game and color commentary chores for his third season with KIQI. The popular former second baseman played for the Giants from 1965 through 1974 and also played with San Diego, Detroit and Oakland, batting .268 over his 13-year career. In 1982, San Francisco fans voted Fuentes, 44, as the all-time Dream Team second baseman.

TOP TEN HOME RUN SEASONS AT CANDLESTICK PARK

No.	Player	Year	No.	Player	Year
28	Willie Mays	1962	23	Bobby Bonds	1969
26	Willie McCovey	1963	22	Will Clark	1987
25	Willie Mays	1964		Willie McCovey	1965
24	Orlando Cepeda	1961		Willie McCovey	1966
	Willie Mays	1965		Willie McCovey	1969

**BASEBALL WRITERS ASSOCIATION
OF AMERICA**
SAN FRANCISCO-OAKLAND CHAPTER
1988

Chairman—Bud Geracie
Vice Chairman—Ray Ratto
Secretary-Treasurer—Nick Peters

Associated Press: Eric Prewitt, Steve Wilstein

Contra Costa Times: Chuck Dybdal, Mike Lefkow

Hayward Review: Dave Del Grande, John Hickey, Carl Steward

Marin Independent Journal: Dave Albee, Mike Marino, John Shea

Oakland Tribune: Dave Newhouse, Jon Rochmis, Kit Stier, Bob Valli

Peninsula Times-Tribune: Chuck Hildebrand, Rick LaPlante

Sacramento Bee: Susan Fornoff, Joe Hamelin, Dan McGrath, **Nick Peters**

Sacramento Union: Andy Cox, Glen Crevier, Mike Curran, Steve Kennedy

San Francisco Chronicle: David Bush, Lowell Cohn, Glenn Dickey,
Bruce Jenkins, C. W. Nevius, **Ray Ratto**, Art Rosenbaum, Pat Sullivan

San Francisco Examiner: Joan Ryan, Glenn Schwarz, Art Spander,
Casey Tefertiller, King Thompson

San Jose Mercury-News: **Tim Cowlshaw**, Bud Geracie, Dan Hruby, Mark Purdy,
John Rawlings

San Mateo Times: Dick Draper

Santa Rosa Press-Democrat: Bob Padecky, Rich Rupprecht, Larry Stone

United Press International: Bill Murray

Lifetime Members: Scott Baillie, Louis Duino, Pat Frizzell, Lowell Hickey,
Leonard Koppett, Jack McDonald, Jim McGee, Dick O'Connor,
Murray Olderman, Joe Sargis, Bob Stevens, Bucky Walter, Roger Williams

Boldface indicates traveling beat writers



JOHN MURPHY



SAN FRANCISCO-OAKLAND BAY AREA ELECTRONIC SPORTS MEDIA

RADIO:

KCBS (740 AM, CBS): Mike Woodley, Hal Ramey

KFOG (104.5 FM): Kevin Radich

KGO (810 AM, ABC): Joe Starkey, Rich Walcoff

KNBR (680 AM, NBC): Ralph Barbieri, Dave Newhouse, Joe Vetrano (Producer)

KSFO (560 AM): Ron Barr, Ken Pries

TELEVISION:

KCRA – Channel 3, Sacramento (NBC): John Gibson, Bob Hogue,
Creighton Sanders

KGO – Channel 7, San Francisco (ABC): Mike Barry, Marc Gibson,
Don Sanchez, Eric Christensen (Producer)

KNTV – Channel 11, San Jose (ABC): Rick Chavez, Bob Stepanich

KPIX – Channel 5, San Francisco (CBS): Wayne Walker, Joe Fonzi, Steve Kroner,
Art Dlugach (Producer)

KRON – Channel 4, San Francisco (NBC): Tom Nettles, Gary Radnich,
Pete Liebengood, Dennis O'Donnell (Producer)

KTVU – Channel 2, Oakland (Independent): Steve Physioc, Mark Ibanez,
Pete Lupetti (Producer)

April

SUN	MON	TUE	WED	THU	FRI	SAT
					1	2 (D) OAK
3 1:05 OAK	4 TV (D) LA	5 TV (N) LA	6	7 * 7:35 SD	8 * 7:35 SD	9 1:05 SD
10 1:05 SD	11 * 7:35 CIN	12 * 7:35 CIN	13 1:05 CIN	14	15 TV (N) SD	16 (N) SD
17 TV (D) SD	18 TV (N) CIN	19 TV (N) CIN	20 (N) CIN	21 (D) CIN	22 * 7:35 LA	23 12:20 LA
24 1:05 LA	25	26 7:35 PIT	27 7:35 PIT	28 1:05 PIT	29 * 7:35 CHI	30 1:05 CHI

May

SUN	MON	TUE	WED	THU	FRI	SAT
1 1:05 CHI	2 * 7:35 STL	3 * 7:35 STL	4 1:05 STL	5	6 (D) CHI	7 (D) CHI
8 TV (D) CHI	9 (N) PIT	10 (N) PIT	11 TV (N) STL	12 (D) STL	13 * 7:35 NY	14 1:05 NY
15 1:05 NY	16 * 7:35 PHI	17 * 7:35 PHI	18 1:05 PHI	19	20 7:35 MON	21 1:05 MON
22 1:05 MON	23	24 TV (N) NY	25 TV (N) NY	26 (N) NY	27 TV (N) PHI	28 (N) PHI
29 TV (D) PHI	30 (N) MON	31 TV (N) MON				

June

SUN	MON	TUE	WED	THU	FRI	SAT
			1 TV (N) MON	2	3 * 7:35 HOU	4 1:05 HOU
5 1:05 HOU	6	7 7:35 ATL	8 7:35 ATL	9 1:05 ATL	10 * 7:35 CIN	11 1:05 CIN
12 * 1:05 CIN	13 (N) SD	14 TV (N) SD	15 (D) SD	16	17 TV (N) CIN	18 (N) CIN
19 TV (D) CIN	20 * 7:35 SD	21 * 7:35 SD	22 1:05 SD	23	24 TV (N) HOU	25 (N) HOU
26 TV (D) HOU	27 (N) ATL	28 (N) ATL	29 (N) ATL	30		

July

SUN	MON	TUE	WED	THU	FRI	SAT
					1 * 7:35 PIT	2 1:05 PIT
3 1:05 PIT	4 1:05 CHI	5 * 7:35 CHI	6 1:05 CHI	7	8 * 7:35 STL	9 1:05 STL
10 * 1:05 STL	11	12 ALL-STAR GAME	13	14 (N) PIT	15 (N) PIT	16 TV (N) PIT
17 TV (D) PIT	18 (D) CHI	19 (D) CHI	20 (D) CHI	21 TV (N) STL	22 TV (N) STL	23 (N) STL
24 (D) STL	25 7:35 LA	26 * 7:35 LA	27 * 7:35 LA	28	29 7:35 ATL	30 1:05 ATL

August

SUN	MON	TUE	WED	THU	FRI	SAT
	1 * 7:35 HOU	2 * 7:35 HOU	3 1:05 HOU	4	5 TV (N) ATL	6 (N) ATL
7 TV (D) ATL	8 (N) ATL	9 (N) HOU	10 (N) HOU	11 (N) HOU	12 TV (N) LA	13 TV (N) LA
14 TV (D) LA	15 (N) NY	16 * 7:35 NY	17 * 7:35 NY	18 1:05 NY	19 * 7:35 PHI	20 1:05 PHI
21 1:35 PHI	22 * 7:35 MON	23 * 7:35 MON	24 1:05 MON	25	26 TV (N) NY	27 (N) NY
28 TV (D) NY	29 (N) PHI	30 TV (N) PHI	31 TV (N) PHI			

September

SUN	MON	TUE	WED	THU	FRI	SAT
				1	2 (N) MON	3 (N) MON
4 (D) MON	5 2:05 SD	6 * 7:35 SD	7 7:35 ATL	8 7:35 ATL	9 * 7:35 HOU	10 1:05 HOU
11 * 1:05 HOU	12 (N) SD	13 TV (N) SD	14 TV (N) SD	15	16 TV (N) HOU	17 (N) HOU
18 TV (D) HOU	19 (N) ATL	20 (N) ATL	21 (N) CIN	22 (D) CIN	23 * 7:35 LA	24 1:05 LA
25 1:05 LA	26 * 7:35 CIN	27 * 7:35 CIN	28 * 7:35 CIN	29	30 TV (N) LA	

October

SUN	MON	TUE	WED	THU	FRI	SAT
						1 TV (D) LA
2 TV (D) LA	3	4	5	6	7	8

FOLLOW THE GIANTS ON KNBR-68, KTVU CHANNEL 2 AND GIANTSVISION

- * - GiantsVision games TV - Televised games
- † - August 21, Equitable Old-Timers' Game. 12:00 noon.
- Times subject to change due to network television.

■ Home Games □ Away Games

HOW TO BUY TICKETS

Tickets for all 82 home games during the San Francisco Giants 1988 season can be purchased at any of the following locations:

***Candlestick Park**
Giants Ticket Office
San Francisco, CA 94124
(415) 467-8000
Open: Mon-Fri, 9am-5pm

***Ticketron Outlets**
***BASS/Ticketmaster**


***Giants Dugout Stores**
170 Grant Avenue
San Francisco, CA 94108
Open: Mon-Sat, 9:30am-6pm
Sun, 10am-5pm

Valley Fair Mall
(Near Stevens Creek & Winchester)
Santa Clara, CA 95050
Open: Mon-Fri, 10am-9:30pm
Sat, 10am-6:30pm
Sun, 11am-6:30pm


Serramonte Center
Daly City, CA
(Kiosk near center court)
Mon-Fri, 10am-9pm
Sat, 10am-6:30pm
Sun, 11am-6:30pm

To Order By Phone

Teletron Charge-By-Phone
(415) 392-SHOW (408) 247-SHOW
(209) 486-SHOW (916) 489-SHOW
(707) 224-SHOW



JEFFREY LEONARD
1987 NL All-Star and NLCS MVP



WILL CLARK
Giants 1987 Team MVP

HAVE SOME EGGS NOW

A single, double or triple egg on your
home plate is always a Giant hit.



California Fresh Eggs

SWEET BASEBALL



TM

© 1988 LEAF, INC. SG-6

