

PACIFIC BELL PARK

HOME OF THE SAN FRANCISCO GIANTS



MEDIA GUIDE | **2000**



“I look away and then back again,
hoping you'll be gone. You're not.
How about now? No. Okay, how about
now? Still no. Maybe a lengthy
blink will do the trick? Nothing.
I know, I'll cover you with my finger.
Okay, now I'm moving my finger.
Okay, I'm putting my finger back.
You're snickering, aren't you? I can
hear you. Funny stuff, sandman.
Funny stuff.”

It's time for DSL. Internet without the wait.

Whether it's busy signals, slow downloads or getting bumped off of crowded lines, they all add up to one thing. Waiting. Sometimes for minutes. Sometimes for hours. But now with DSL from Pacific Bell, the waiting's over. It runs right through your phone line, and it's up to 50 times faster than a 28.8K modem, which translated into English, means a Web page that normally takes twelve minutes to download, will now take a measly thirteen seconds. Combine that with instant (no dial up) access, no getting bumped off regardless of how crowded it is, no more missed calls (you can be on the phone and online at the same time), and voila, it's the Internet the way you've always wanted it to be. And now you can enjoy the benefits of DSL for just \$49* per month (includes Pacific Bell Internet Service) and a one-time equipment fee of just \$198*. Visit us at www.pacbell.com or call 1-888-722-9940 for more information.

The Internet is once again, your friend.SM

PACIFIC BELL





More publications available at:

www.retroseasons.com/library/

The 2000 San Francisco Giants Media Guide

C O N T E N T S

1

CLUB DIRECTORY

Executive Biographies

2

THE 2000 GIANTS

Manager and Coach Biographies
Behind the Scenes
Player Biographies
Giants 40-Man Roster
Non-Roster Invitees

3

1999 IN REVIEW

Final Major League Standings
1999 Statistics
The Season, Day-by-Day
Player Transactions
Giants Home Attendance

4

THE OPPONENTS

National League Club Directories
American League Club Directories

5

GIANTS HISTORY

Giants Franchise Records
San Francisco Records
All-Time Top Tens
Giants All-Stars
Giants in the Hall of Fame
League Leaders
All-Time Roster

6

THE MINOR LEAGUES

Giants Minor League System
1999 Standings and Statistics
Minor League Staff
Minor League Player Biographies

7

OTHER INFORMATION

Pacific Bell Park Information
Scottsdale Stadium Information
Spring Training Information,
Statistics and History
Exhibition Schedule
Broadcast Information
Giants Community Fund
Giants Uniforms
Giants Media Information/
Guidelines
Regular Season Schedule

The 2000 Giants Media Guide was written, edited and produced by Jim Moorehead, Blake Rhodes, Bob Rose, Maria Jacinto, Dan Martinez and Nancy Donati; and designed and published by Diablo Publications, Walnut Creek, CA. © San Francisco Giants.

Photography by SF Giants/Martha Jane Stanton and Andy Kuno. Pacific Bell Park photography, including cover, by Mike Lachenmyer. Cepeda photography courtesy of Baseball Hall of Fame. Ainsworth photography courtesy of Debi Spink.

Statistical support provided by Bill Arnold and The Sports Features Group.

The Guide is available at Pacific Bell Park, Giants Dugout Stores, the team's website (sfgiants.com), through the mail by writing: Giants Information Guide, Mail Order Dept., Pacific Bell Park, 24 Willie Mays Plaza, San Francisco, CA 94107 or by phoning the mail order department at 1-800-442-6873 or (415) 972-2200.



San Francisco Giants

Pacific Bell Park
24 Willie Mays Plaza
San Francisco, CA 94107
(415) 972-2000
sfgiants.com

San Francisco Baseball Associates L.P.

Managing General Partner: Peter A. Magowan

Senior General Partner: Harmon E. Burns

Principal Partners

Laurence M. Baer

Allan G. Byer

George Drysdale

Daniel Geller

William R. Hewlett

Duane K. Kurisu

Nancy House

David Jenkins

Charles B. Johnson

KNBR, Inc.

KTVU, Inc.

Philip D. Morais

William Neukom

Lawrence Nibbi

Arthur Rock

John Scully

Robert L. Sockolov

Administration

President.....	Peter A. Magowan
Executive Vice President and Chief Operating Officer	Laurence M. Baer
Senior Vice President and General Manager	Brian R. Sabean
Senior Vice President and Chief Financial Officer	John F. Yee
Senior Vice President and General Counsel.....	Jack F. Bair
Special Assistant	Willie Mays
Special Advisor.....	Willie McCovey
Transportation Program Manager and Special Assistant to the Chief Operating Officer	Alfonso G. Felder
Executive Assistant to the President	Shirley Casabat
Executive Assistant to the Executive Vice President and Chief Operating Officer.....	Ilene Snider
Executive Assistant to the Chief Financial Officer	Evelyn White

Baseball Operations

Senior Vice President and General Manager	Brian R. Sabean
Vice President and Assistant General Manager	Ned Colletti
Vice President, Player Personnel.....	Dick Tidrow
Special Assistant to the General Manager	Ron Perranoski
Senior Advisor, Baseball Operations/Director of Arizona Operations.....	Robert E. Quinn
Director of Player Development	Jack Hiatt
Special Assistant, Player Development.....	Joe Amalfitano

Director of Minor League Administration.....	Bobby Evans
Coordinator of Scouting.....	Matt Nerland
Coordinator of International Operations.....	Rick Ragazzo
Coordinator of Video Systems.....	Carlos Alfonso
Director of Travel.....	Reggie Younger, Jr.
Executive Assistant, Baseball Operations.....	Karen Sweeney
Assistant, Baseball Operations.....	Jeremy Shelley
Assistant, Baseball Travel.....	Mike Scardino
Assistant, Video Systems.....	Roger Macias

Ballpark Operations

Senior Vice President, Ballpark Operations.....	Jorge Costa
Director of Ballpark Operations.....	Gene Telucci
Director of Maintenance.....	Tito Guzman
Supervisor of Ballpark Operations.....	Bob DeAntoni
Security Manager.....	Tinie Roberson
Carpenter Shop.....	Stan Sprinkles
Head Groundskeeper.....	Scott MacVicar
Assistant Groundskeeper.....	Steve Dedo
Payroll Administrator.....	Pam Sohl
Custodians.....	Leticia Ferrusquia, Maria Rodriguez

Clubhouse

Giants Equipment Manager.....	Miguel Murphy
Visitors Clubhouse Manager.....	Harvey Hodgerney
Assistant Equipment Manager.....	Richard Cacace
Umpires Attendant.....	David Loewenstein

Consumer Marketing

Senior Vice President, Consumer Marketing.....	Tom McDonald
Executive Assistant to the Senior Vice President, Consumer Marketing.....	Christina Oropeza
Director of Interactive Marketing.....	Felix Paulick
Manager, Game Entertainment.....	Bryan Srabian
Marketing Coordinator.....	Charles Nagan

Ticket Sales

Director, Sales.....	Rob Sullivan
Director, Group Sales.....	Jeff Tucker
Manager, Season Ticket Sales.....	Craig Solomon
Sales Executives.....	Jane Kaplan, Patrick Landers, Chris Schwarze, Rob Sendak, Cory Shakarian

Ticket Services/Client Relations

Vice President, Ticket Services/Client Relations.....	Russ Stanley
Administrative Assistant to Vice President, Ticket Services/Client Relations.....	Gloria Calderaro
Director of Client Relations.....	Annemarie Hastings
Ticket Services Manager.....	Bob Bisio
Ticket Accounting Manager.....	Kem Easley
Ticket Services Representative Manager.....	Craig Hedrick
Project Manager, Ticket Services.....	Devin Lutes
Ticket Operations Manager.....	Anita Sprinkles
Ticket Operations Supervisor.....	Paul Giuliacci
Luxury Suite Manager.....	Amy Quartaroli
Luxury Suite Coordinator.....	Doug Carnahan
Client Relations Executives.....	Marc Castro, Lourdes de Armas, Cindy Hernandez, Rocky Koplik, Margo Malone, Greg Marinec, Bob Murtagh, Jerri Ozment, Phil Rainey, Jeff Taylor
Customer Service Representative/Spring Training Coordinator.....	Todd Pierce
Customer Service Representatives.....	Matt Bawks, Matt Coy, Sam Heikel, Kevin Mark, Alexis Mason
Account Processing Coordinator.....	Donna Dal Bazzo
Account Processor.....	Colleen Lochrie

Corporate Marketing

Senior Vice President, Corporate Marketing	Mario Alioto
Director of Corporate Sponsorship	Jason Pearl
Account Executive, Corporate Sponsorship	Matt Ellis
Account Executive, Corporate Sponsorship	Erik Gordon
Account Executive, Corporate Sponsorship	Don Olvarado
Corporate Sponsorship Service Manager	Danny Dann
Corporate Sponsorship Assistant	Alexis Calman
Promotions Manager	Valerie McGuire
Promotions Coordinator	Alison Vidal

Finance/Accounting

Vice President, Finance	Robert J. Quinn
Accounting Manager	Stephen J. Boyd
Accounting Manager	Keith T. Scheeler
Senior Financial Analyst	Teresa K. Jang
Retail Accountant	Paul L. Kelley
Accounts Payable	David M. Smith
Staff Accountant	Rolando B. Austria
Financial Analyst	Jeremy M. Chupack
Payroll Administrator	Mark Q. Lizama

Guest Services

Vice President, Guest Services	Rick Mears
Guest Services Manager	Julie Radford

Human Resources/Administrative Services

Director of Human Resources	Joyce Thomas
Human Resources Coordinator	Lily Martinez
Director of Administrative Services	Deborah Houston
Receptionist	Claudette Kranson

Information Systems

Vice President and Chief Information Officer	Bill Schlough
Director of MIS	Jerry Drobny
Director of Technical Services	Robert Wong
Application Developer	Dan Quill
Database Coordinator	Christian Sievers
Network Administrator	Dave Woolley
Telecom Specialist and Trainer	Sandra Robison
Systems Support Specialist	Ken Logan
Systems Support Specialist	John Winborn
Helpdesk Administrator	Lisa Cavalli

Legal

Senior Vice President and General Counsel	Jack F. Bair
Associate General Counsel	Elizabeth R. Murphy
Administrative Assistant	Nicole Bivetto

Media Relations/Publications

Vice President, Communications	Bob Rose
Director of Publications/Photography/Archives	Nancy Donati
Manager, Media Relations	Jim Moorehead
Manager, Media Services & Broadcasting	Maria Jacinto
Manager, Baseball Information	Blake Rhodes
Editorial Coordinator	Sherri Eng
Media Relations Assistant	Dan Martinez
Assistant to the Director of Publications/Photography/Archives	Missy Mikulecky
Assistant Art Director/Graphic Designer	John Franco
Staff Photographers	Martha Jane Stanton, Andy Kuno
Hispanic Media Services	Luis Alberto Torres

Public Affairs/Community Relations

Vice President, Public Affairs	Staci A. Slaughter
Executive Director, Giants Community Fund	Sue Petersen
Public Affairs Manager	Shana Daum
Program and Finance Manager, Giants Community Fund	John Ellinthorpe
Community Relations Manager	Kerry Mar
Public Affairs and Community Relations Assistant	Bertha Fajardo
Community Representatives	Vida Blue, Orlando Cepeda

Retail/Tours

General Manager, Retail/Tours	Connie Kullberg
Director of Retail & Tour Operations	Derik Landry
Manager, Pacific Bell Park Tours	Alicia Biagi
Buyer, RTW and Caps	Dave Martinez
Buyer, Novelty and Childrens	Jackie Hom
Dugout Store District Manager	Bonnie MacInnes
Retail Assistant/Mail Order Coordinator	Joanne Young
Warehouse and Merchandise Distribution Manager	Kawika Ruddle
Retail Warehouse Assistant	Tony Martinez
Store Manager, Giants Building	Dale Mossberger
Store Manager, Embarcadero and Stonestown	Dawn Dinsay

Giants Enterprises L.L.C.

(Subsidiary of the San Francisco Giants)

Chairman	Peter A. Magowan
Vice Chairman	Harmon E. Burns
Chief Executive Officer	Laurence M. Baer
Treasurer	John F. Yee
Secretary	Jack F. Bair
Assistant Secretary	Elizabeth R. Murphy
President	Patrick J. Gallagher
Director of Sales and Marketing	Stephen Revetria
Executive Assistant to the President, Giants Enterprises	Rebecca Nerland

China Basin Ballpark Company L.L.C.

(Affiliated with the San Francisco Giants)

Chairman and Chief Executive Officer	Peter A. Magowan
Vice Chairman	Harmon E. Burns
President and Chief Operating Officer	Laurence M. Baer
Vice President, Finance and Chief Financial Officer, Treasurer	John F. Yee
Vice President, Marketing	Patrick J. Gallagher
Vice President and General Counsel, Secretary	Jack F. Bair
Vice President, Stadium Operations/Security	Jorge Costa
Project Manager	Roderick J. Roché
Administrative Assistant	Jeff Enes



Peter A. Magowan

PRESIDENT AND MANAGING GENERAL PARTNER

Recognized as one of Major League Baseball's most progressive leaders, Peter Magowan enters his eighth season as the Giants' president and managing general partner. A long-time resident of San Francisco and life-long baseball enthusiast, Magowan is credited with playing a critical role in 1992 events that kept the Giants in Northern California.

In an 11th-hour effort, Magowan and a group of civic-minded San Franciscans saved the Giants from relocating to Tampa Bay in December 1992. The successful rescue had special meaning for Magowan, a New York native who moved to San Francisco with his family about the same time the Giants moved west in 1958.

Then in December 1995, Magowan unveiled a revolutionary plan to build a new 41,000-seat ballpark at China Basin which would further ensure successful Major League Baseball in San Francisco well into the 21st Century. The Giants' president, determined to eliminate any public taxpayer assistance, announced that the new baseball park would be the first privately financed Major League ballpark in more than 30 years. Three months later, the team's "Yes on B" campaign passed in overwhelming fashion, as San Francisco voters approved the China Basin ballpark proposal by a 2-to-1 margin. Officially named Pacific Bell Park soon thereafter, the Giants broke ground on their new downtown waterfront home Dec. 11, 1997, with a completion date of April 2000.

Magowan's aggressive and innovative management style, as well as his well-known business acumen, has earned him recent assignments on some of Major League Baseball's most influential committees—labor relations, strategic planning, equal opportunity, audit and the National League's Executive Committee. In addition, he was credited for his behind-the-scenes work that contributed to the new collective bargaining agreement with Major League players.

Since assuming the club's reins in 1993, Magowan has been the recipient of many community awards. *The San Francisco Business Times*, in recognition of his efforts to keep the Giants in San Francisco, named Magowan their 1993 Bay Area Business Executive of the Year. In addition, the Commonwealth Club of California honored him and other team investors with the prestigious 1993 Distinguished Citizens Award.

In recognition of the Giants becoming the first professional sports team to stage a benefit game for AIDS, Magowan was presented a Special Achievement Award for Outstanding Leadership and Commitment to HIV/AIDS Awareness at the 1995 AIDS Update Conference. Last November, the Harvard Business School named him Bay Area Business Leader of the Year.

Magowan spent 31 years with Safeway, Inc. He was named chairman and CEO on January 1, 1980. He relinquished the CEO title and left the day-to-day operations in April 1993 after becoming president and managing general partner of the San Francisco Giants. In May of 1998 he retired from his position as chairman, though he remains a director. Magowan also serves as a director on the boards of DaimlerChrysler A.G. and Caterpillar, Inc.

A 1964 Stanford graduate with a degree in American literature, Magowan received his masters degree in politics, philosophy and economics from Oxford University. He also completed two years of additional post-graduate work at the Johns Hopkins School of Advanced International Studies.

He and his wife, Debby, live in San Francisco.

Giants Ownership

Ownership

Dates

(Chief Executive Officers)

John B. Day

December 7, 1882 - January, 1893

C.C. Van Cott

January, 1893 - January 24, 1895

Andrew Freedman

January, 24, 1895 - September 9, 1902

John T. Brush

September 9, 1902 - November 26, 1912

Harry N. Hempstead

November 26, 1912 - January 14, 1919

Charles A. Stoneham

January 14, 1919 - January 6, 1936

Horace C. Stoneham

January 15, 1936 - March 2, 1976

Robert A. Lurie

March 2, 1976 - January 12, 1993

Peter A. Magowan

January 12, 1993 - present



Laurence M. Baer

EXECUTIVE VICE PRESIDENT AND CHIEF OPERATING OFFICER

A fourth generation San Franciscan with impeccable credentials in the world of marketing, television, film and politics, Larry Baer has gained a national reputation as one of professional sports' leading visionaries. The 42-year-old Baer, a limited partner of the Giants' ownership group who has served as executive vice president of the team since December 1992, also was named chief operating officer of the franchise in May 1996.

For the past six years, Baer has also served as the chairperson of the team's new \$319 million Pacific Bell Park project at China Basin, near downtown San Francisco. In 1996, he was named president of the China Basin Ballpark Company (CBBC), a private entity formed by Giants investors to finance and build the new ballpark, opening in April 2000.

The San Francisco Lowell High School graduate has been the driving force behind every phase of the ballpark project, including the park's original design by HOK Sports; the successful voter campaign in March 1996; the subsequent private financing package that featured the highly successful Charter Seat program; the unprecedented drive to secure a record 29,000 season ticket holders, and the final construction of the facility.

Baer is responsible for the overall day-to-day functioning of the Giants organization, both on the baseball and business sides of the operation. A key leader in assembling the new ownership group and negotiating the 1992 sale which kept the Giants in San Francisco, he is also a member of Major League Baseball's prestigious television committee.

After earning Phi Beta Kappa honors at the University of California in 1980, Baer joined the Giants as the club's marketing director. During his initial three-year stint with the Giants, he helped direct the highly-acclaimed "Croix de Candlestick" campaign, among other successful promotional events. In 1983, he left the Giants to attend Harvard Business School, followed by a four-year tenure at KPIX-TV in San Francisco and Westinghouse Broadcasting in New York. He finally returned to the Giants in December 1992 from CBS, Inc. in New York, where he had served as special assistant to the network's chairman, Laurence Tisch.

In 1996, Baer was accorded the San Francisco Distinguished Leadership Award, a highly coveted honor given to individuals who have contributed to their community and provided leadership for a better quality of life. In addition, the Giants executive received the prestigious "Sports Torch of Learning Award" by the Scopus Society of the American Friends of The Hebrew University in 1995.

Baer also serves on the boards of the San Francisco Chamber of Commerce, the Commonwealth Club of California, the Letters and Sciences at the University of California, the San Francisco Convention and Visitors Bureau, the Columbia Park Boys and Girls Club and the Northern California Special Olympics. In addition, he serves on the board of the California Academy of Sciences, the Jewish Community Center of San Francisco and Intraware, Inc.

In addition, he has been a catalyst in the drive to bring the 2012 Summer Olympics to the Bay Area and serves on the executive board dedicated to this effort.

Baer and his wife, Pam, reside in San Francisco with their four children—Joshua, Jonathan, Zachary and Alana.



Brian R. Sabean

SENIOR VICE PRESIDENT AND GENERAL MANAGER

Brian Sabean, whose distinguished baseball pedigree and shrewd player acquisitions have transformed the Giants into the National League's fourth-winningest team over the past three seasons, was named San Francisco's senior vice president and general manager Sept. 30, 1996.

Since Sabean assumed the GM reins, the Giants have won the 1997 divisional flag, forced a Wild Card tie-breaker game with Chicago in 1998 and have posted a 265-222 mark during that three-year span. The Giants have held either first- or second-place in the division standings for 527 of 535 days under his rein. In fact, it's been 28 years since a San Francisco team has won more games over a three-year period than this current Giants group. The 1969-71 teams won 266 contests, one more

than the 265 accomplished by the 1997-99 Giants.

Entering his eighth year with the organization and 15th season as a baseball front office executive, Sabean is regarded as one of the best general managers in the Major Leagues at the tender age of 43. In his very first year as the Giants' GM, the Concord, N.H. native finished second in *The Sporting News'* 1997 Executive of the Year balloting. He seized national headlines for his bold player moves that season, engineering some of baseball's most successful blockbuster trades, which catapulted San Francisco to its first divisional championship in eight years.

During his three-year tenure as GM, Sabean has acquired some of the game's best players via trades. They have included All-Stars Jeff Kent, Robb Nen, Ellis Burks, Joe Carter, Roberto Hernandez, Wilson Alvarez and Jose Mesa. Prior to the July 31 trading deadline last season, the Giants GM added another prize player, 1997 World Series MVP Livan Hernandez of the Florida Marlins, in exchange for two minor leaguers. Hernandez, only 25 years old with vast experience, may be the final

piece of an outstanding starting pitching rotation that averages only 26 years of age. Hernandez joins a talented group that includes right-handers Russ Ortiz (18-9 in 1999) and Joe Nathan (7-4), and left-handers Kirk Rueter (15-10) and Shawn Estes (11-11)

While he has dealt several minor league players in engineering these trades since 1997, Sabean certainly has not depleted the talent supply in the Giants' farm system. Among the recent homegrown prospects to make an impact at the Major League level are Ortiz and Nathan—regarded as two of the best young arms in all of baseball—outfielder Armando Rios and catcher Doug Mirabelli. In addition, former No. 1 draft pick Calvin Murray was selected the Pacific Coast League Player of the Year in 1999.

Before his promotion to GM in 1996, Sabean served one season as the club's senior vice president, player personnel in 1995 and enjoyed a three-year stint as assistant to the general manager and vice president of scouting/player personnel. Prior to joining the Giants, Sabean played a vital role in developing the Yankees' farm system into one of baseball's finest. During his eight-year tenure with the Yankees, he held several positions of increasing responsibility, including director of scouting from 1986-90 and vice president of player development/scouting from 1990-92.

Sabean, who graduated from Concord (NH) High School in 1974 and Eckerd College (St. Petersburg, FL) in 1978, served as an assistant baseball coach at St. Leo College in St. Leo, FL in 1979 and the University of Tampa from 1980-82. He was then promoted to head coach at Tampa in 1983, holding that post for two years, compiling a 61-36 record and making the school's first-ever appearance in an NCAA regional tournament in 1984. Sabean and his wife, Barbara, have four sons—Colin, Sean, Brendan and Darren—and reside in Belmont.

Top Teams in Majors since 1997

Atlanta Braves	310-176	.638
New York Yankees	308-178	.634
Houston Astros	283-203	.582
Cleveland Indians	272-213	.561
New York Mets	273-214	.561
San Francisco Giants	265-222	.544
Boston Red Sox	264-222	.543



Ned Colletti

VICE PRESIDENT AND ASSISTANT GENERAL MANAGER

A prominent member of Brian Sabean's baseball braintrust, Ned Colletti begins his fourth year as the Giants assistant general manager, his sixth season with the organization and his 19th in Major League Baseball.

His current responsibilities include handling all Major League player contract negotiations, assisting Sabean in player acquisitions, overseeing waiver and rule compliance, and baseball operations budgeting. The highly respected baseball executive was vitally responsible for stabilizing the Giants' roster with multi-year contract signings of such premier players as Barry Bonds, Jeff Kent, J.T. Snow and Ellis Burks. He also played

a major role in signing each of the team's top 22 picks in the June 1998 amateur draft—the best showing in Major League Baseball—and 19 of their top 20 choices in the 1999 draft, including four selections in the first two rounds.

Prior to joining the Giants organization in 1994, Colletti was with the Chicago Cubs from 1982 through 1993, serving as a key member during a time when the Cubs won two N.L. Eastern Division Championships in 1984 and 1989. He served the first nine years in the media relations department, being honored in 1990 as the Robert O. Fishel Award winner for public relations excellence. In December 1990, he became the director of baseball administration and in 1992 was elevated to vice president, baseball administration.

The Chicago native graduated from Northern Illinois University in 1976. He spent six years as a sportswriter before joining the Cubs, covering Big Ten Conference football and basketball and the National Hockey League. He was inducted into the Triton College Sports Hall of Fame in January 1993, entering at the same time as Kirby Puckett and Lance Johnson.

Ned and his wife, Gayle, have two children—Lou and Jenna.



Dick Tidrow

VICE PRESIDENT, PLAYER PERSONNEL

A former American League Rookie Pitcher of the Year and 13-year Major League veteran, Dick Tidrow enters his second season as the Giants' vice president, player personnel and his seventh year overall with the club.

Another invaluable cog in Brian Sabean's inner circle, Tidrow came to the organization prior to the 1994 campaign, serving as the club's Major League scout for the American League. He was promoted to special assistant to the general manager in 1996, and was elevated to director of player personnel prior to the 1997 season. His current responsibilities include providing Major League player recommendations for trade or free agent signings as well as overseeing the player development and scouting areas of the organization.

Prior to joining the Giants organization, Tidrow served as a special assignment scout with the New York Yankees from 1985 through 1993. The former right-handed pitcher, nicknamed "Dirt," enjoyed parts of 13 years in the majors from 1972-84. He was honored as *The Sporting News* A.L. Rookie Pitcher of the Year as a starter with the Cleveland Indians in 1972, while also capturing pennant and World Series rings as a reliever with the Yankees in 1976 and '77, respectively. He later pitched for the Cubs, White Sox and Mets. His lifetime numbers show a 100-94 record with 55 saves and a 3.68 ERA.

The San Francisco native graduated from Mt. Eden High School in 1965 and Chabot Junior College in 1967, both located in Hayward. Dick and his wife, Mari Jo, have three children—Andy, Matt and Richelle—and make their home in Lee's Summit, MO.



Ron Perranoski

SPECIAL ASSISTANT TO THE GENERAL MANAGER

Ron Perranoski, who brings more than 40 years of professional baseball experience to the Giants, enters his sixth season in the San Francisco organization and first year as special assistant to the general manager.

Perranoski, regarded as one of the greatest pitching coaches in Major League history, will serve General Manager Brian Sabean in the areas of scouting and player development at both the major and minor league levels.

Under his tutelage, the Giants' 1998 bullpen ranked first in the majors with a 3.16 ERA and the 1999 starting rotation of Russ Ortiz, Kirk Rueter, Livan Hernandez, Shawn Estes and Joe Nathan emerged by late season as one of the most promising young units in all of baseball. Perranoski first

joined the Giants as coordinator of minor league pitching in 1995, with four of his farmhands earning Pitcher of the Year awards in their respective leagues during his two-year tenure at that post. He joined Dusty Baker's Major League staff as bench coach in 1997, then was named pitching coach the following season.

Prior to his stint with San Francisco, Perranoski served as the Los Angeles Dodgers' pitching coach for 14 seasons (1981-94). During that period, the Dodgers' staff ranked either first or second in the league nine times. His 1981 and 1988 staffs pitched Los Angeles to World Series titles.

He also enjoyed a sparkling 13-year career as a Major League pitcher, posting a 79-74 record with the Dodgers, Twins, Tigers and Angels. The left-handed relief specialist registered a 54-41 mark with a 2.56 ERA and 101 saves for Los Angeles in eight campaigns (1961-67, 1972). He still ranks second in saves and fourth in games pitched (457) on the Dodgers' all-time list. He led the league in winning percentage with a 16-3 record in 1963 and pitched in three World Series for the Dodgers.

His first coaching assignment came with the Dodgers in 1973, holding the position of minor league pitching instructor for eight years.

Perranoski and his wife, June, live in Vero Beach, FL. They have three grown sons—Ron, Brad and Mike.



Robert E. Quinn

**SENIOR ADVISOR, BASEBALL OPERATIONS/
DIRECTOR OF ARIZONA OPERATIONS**

Bob Quinn, former Major League Executive of the Year who's been in professional baseball for more than 40 years, begins his eighth season with the organization and third year as senior advisor, baseball operations/director of Arizona operations. Quinn, who served the Giants as vice president and senior advisor, baseball operations in 1997, acts as the Giants' liaison with the "Charros" sports group, which represents the City of Scottsdale in the team's lease agreement for Scottsdale Stadium, and the nearby Indian School workout facility during Spring Training. Quinn also continues to fill special club

assignments from Brian Sabean throughout the year.

Quinn served as the Giants senior vice president and general manager from 1993-96, a period in which the club posted a .503 winning percentage (293-290). He is a third-generation baseball executive: his grandfather, J.A. Quinn, was the general manager for four Major League teams, and his father, John, held the same post with the Braves for 23 years and with the Phillies for another 13 seasons. A native of Boston, Quinn has held Major League executive positions ranging from vice president of player development and scouting for the Cleveland Indians to general manager of the Yankees (1986-88) and the Reds (1989-91). He built a World Championship team in Cincinnati in 1990 and was named the Major League Executive of the Year by *The Sporting News* that year.

Quinn and his wife, Kathryn, live in Scottsdale, AZ. They have two sons, Mike and Bob, and two grandsons.



Jack Hiatt

DIRECTOR OF PLAYER DEVELOPMENT

Jack Hiatt, a former Giants player, is in his ninth season as the team's director of player development. Prior to this assignment, Hiatt spent two seasons assisting then-Minor League Director Carlos Alfonso, one year as a roving catching instructor (1989) and one campaign (1988) as the manager of the Giants' rookie-league club in Pocatello, ID. Hiatt is chiefly responsible for the assignment, development and evaluation of players throughout the Giants farm system, which is now rated as one of baseball's finest.

A catcher and first baseman during his playing days, Hiatt played for the Angels, Giants, Expos, Cubs and Astros during a career that included 483 games from 1964-72. During that period, he posted a .251 average with 22 home runs and 154 RBI.

Prior to joining the Giants player development staff, Hiatt worked as a coach and manager in the Cubs, Angels and Astros organizations, including a stint as a Major League coach with Chicago in 1981. Hiatt and his wife, Sherlyn, reside in Sedona, AZ.



Bobby Evans

DIRECTOR OF MINOR LEAGUE ADMINISTRATION

Bobby Evans begins his seventh season in the Giants baseball operations department and second year as the team's director of minor league administration. He is responsible for the administration of all minor league player contracts, as well as budget preparation for every farm system affiliate and Spring Training operations.

Evans, a 1991 graduate of the University of North Carolina, first joined San Francisco in 1994 as administrative assistant, minor leagues. He was elevated to assistant director of player development the following year and served the Giants in that capacity until his promotion to director of minor league administration last season. Previously, Evans served three years as an administrator in the Commissioner's Office in New York. Evans and his wife, Gwen, reside in San Francisco.



Matt Nerland

COORDINATOR OF SCOUTING

Matt Nerland, who has risen from an administrative assistant to the coordinator of scouting during his 11 seasons in Giants baseball operations, is the club's primary liaison between the front office and the scouting staff.

For the past eight years, he has organized the logistics of the amateur draft, and in his current role, also coordinates all incoming and outgoing reports regarding all aspects of scouting. The Modesto native also scouts free agent players in the Greater Bay Area and Northern California territories and serves as a special assignment scout at the Major League, minor league and amateur levels.

A 1990 graduate of San Francisco State University, the 32-year-old Nerland first worked for the Giants as a baseball operations intern in 1989-90. He was hired full-time as an administrative assistant in scouting in January 1991, and received subsequent promotions to assistant coordinator of scouting in 1995 and assistant director of player personnel in 1998. Last year, he was elevated to the position of coordinator of scouting. Nerland and his wife, Rebecca, reside in Pleasant Hill.



Rick Ragazzo

COORDINATOR OF INTERNATIONAL OPERATIONS

Rick Ragazzo enters his 10th year with the Giants organization and his fourth season as the club's coordinator of international operations.

Ragazzo, who served as an assistant coach at Fullerton College (1985-88) and Loyola Marymount University (1988-90), began his professional baseball career as an area scout for the Giants in July 1990. He scouted the Southern California and Hawaii territories for six years before being promoted to his current position in 1997. He is now responsible for the club's activities outside the United States, particularly in Latin America and the Pacific Rim.

He holds a bachelor of science degree in physical sciences from California State University, Fullerton and also a master's degree in education administration from Azusa Pacific University.

Ragazzo and his wife, Eileen, have two sons—Austen and Ryan—and they live in Leona Valley, CA.



Patrick J. Gallagher

PRESIDENT, GIANTS ENTERPRISES

Pat Gallagher has risen from director of marketing to president of Giants Enterprises during his 23-year tenure with the Giants organization.

A wholly-owned subsidiary of the San Francisco Giants, Giants Enterprises is a new business venture dedicated to developing opportunities for the organization beyond the operation of the Major League Baseball franchise. Gallagher oversees the day-to-day operations of the company, and will develop non-baseball ventures to utilize the Giants' new home, Pacific Bell Park. This includes producing corporate and family entertainment events, and positioning the park as an extension to the existing convention, meeting and event space in San Francisco for activities such as special events and receptions.

Previously, Gallagher served as the senior vice president for business operations, overseeing various aspects of the non-baseball business for the club, including advertising, promotions, public relations, sales and marketing, stadium operations and community relations. He was heavily involved in the building of Pacific Bell Park. Specifically, he oversaw the creation and implementation of the new ballpark's marketing plan, Charter Seat and corporate sponsorship programs, which have played vital roles in the financing of the spectacular waterfront facility. He also collaborated on the design of the new ballpark, while working to acquire Pacific Bell as the naming right partner for San Francisco's newest jewel. The Pacific Bell Park marketing video, which was produced by Gallagher, won the "Pioneer Award" from the Draft Marketing Creative Guild.

Gallagher also led the effort to secure major corporate partnerships necessary for the facility's financing, resulting in innovative multi-tiered relationships with Coca-Cola, Chevron, Old Navy, Enron, CHW Bay Area, Tickets.com, Nortel and others.

Formerly an executive for the Marine World/Africa USA and Sea World theme parks, Gallagher joined the Giants in 1976 as marketing director. He was promoted to director of marketing and business affairs in 1979, then became vice president of business operations in 1981. He was elevated to senior vice president in 1987.

Under Gallagher's direction, Giants' marketing campaigns have won numerous awards, including several for Major League Baseball Marketing Excellence, San Francisco Advertising Club's "best of the West" honors, and two national awards: a "Clio" and an "Effie" for effective advertising.

He is a past president for the Big Brothers/Big Sisters of the Peninsula. In addition, he was a founding member of the California AIDS Education and Support Foundation in 1989, contributing to the In Concert Against AIDS campaign, which generated more than \$500,000 for local programs, as well as the team's ground-breaking Until There's A Cure Day in 1994. Gallagher continues to serve as an advisory board member for the Bay Area Sports Hall of Fame. He is also an active speaker for various marketing groups around the country.

Pat and his wife, Joan, have a son, Murphy, and a daughter, Katie. The Gallaghers make their home in Palo Alto.



Mario Alioto

SENIOR VICE PRESIDENT, CORPORATE MARKETING

Mario Alioto enters his 18th full season with the team and his first year as senior vice president, corporate marketing.

In his new role, Alioto is responsible for all corporate sponsorship sales programs at Pacific Bell Park, including signage, promotional activity and Giants publications. He also manages the day-to-day broadcasting relationship with KNBR Radio, KTVU-TV and FOX Sports Net; all local and national licensing issues; and the Spring Training business operation.

In his previous position of vice president, sales and marketing, Alioto developed the "We're Listening" customer service program which is still used to encourage feedback from fans.

Under Alioto's watch, the Giants also developed the "We're Listening" customer service program which is still used to encourage feedback from fans. Alioto reached a Candlestick Park all-time season attendance record in 1993 and an all-time season ticket high in 1994. He has been responsible for developing the Giants' mascot, Lou Seal, and some of the more recent advertising campaigns such as "Anything Can Happen" in 1997 and the "Going Away Party" in 1999.

More recently, Alioto played an integral role in the development of the charter seat program and "Winner's Circle" sponsorship programs for Pacific Bell Park. He also was responsible for orchestrating the closing ceremonies at the final baseball game ever played at Candlestick Park last season.

Alioto lived out every youngster's dream by starting with the Giants organization as a batboy in 1973. He later served as visiting clubhouse manager prior to moving to the front office in 1983.

He is currently a member of the Major League Baseball Advertising Committee, the Marketing and Public Relations Regents Committee for St. Mary's College and is a board member of the Ronald McDonald House Charities of the Bay Area.

Alioto is a graduate of St. Mary's College and lives in Alamo with his wife, Kelly, and their four children—Anthony, Dominic, Marco and Giuliana.



Jorge Costa

SENIOR VICE PRESIDENT, BALLPARK OPERATIONS

Jorge Costa, one of America's premier sports venue operators, enters his 12th season with the Giants, supervising ballpark operations, security, maintenance and construction projects at Pacific Bell Park. In addition, he is the team liaison with the Giants concessionaire, Volume Services, and the Port of San Francisco, and has played an important role in the planning of the new ballpark.

Costa oversees all full-time operations staff and event personnel, which includes security, groundskeepers, parking, janitorial and maintenance. He is the Giants' liaison with the San Francisco Police Department, California Highway Patrol and other law enforcement agencies.

Under Costa's direction, the Giants became the first professional sports team to create a Traffic Safety Day in 1990. Since that time, the Giants have combined with the San Francisco Police, CHP and more than 100 other law enforcement agencies in the state to provide Giants fans with lifesaving information on traffic safety. For his efforts, Costa was presented a Public Service Award by the National Highway Traffic Safety Administration (NHTSA) last October.

Costa has also been instrumental in increasing fan safety and responsible alcohol management at Giants' home games through the Techniques for Effective Alcohol Management (T.E.A.M.) program—now a model program for other Major League teams and the nation.

Other awards and honors received by Costa include, Nationwide Insurance's "On Your Side" Highway Safety Award, the Academy of Pediatrics Award for Injury Prevention, NHTSA's Award for starting the T.E.A.M. program at Candlestick Park, and three CHP honors for alcohol management and community outreach programs.

Prior to his tenure with the Giants, Costa served as MLB Commissioner Peter Ueberroth's West Coast liaison for stadium operations and security, and was chief of operations at the Oakland Coliseum for eight years. He also worked on the Major League Baseball vs. Japan all-star game in Barcelona, Spain prior to the 1992 Olympics, and served as a security and operations consultant for the World Cup at Stanford Stadium in 1994. In 1996, he also represented MLB security for the historic first-ever Major League regular season games played in Mexico, when the New York Mets played the San Diego Padres in a three-game series at Monterrey.

Costa and his wife, Donna, live in Belmont with their son, Zachary.



Jack F. Bair

SENIOR VICE PRESIDENT AND GENERAL COUNSEL

Jack Bair, regarded as one of professional sports' bright young minds in legal and public affairs, oversees all of the Giants' legal matters and manages its relations with the City and County of San Francisco and other governmental entities. He also serves in the same capacity for two organizations affiliated with the Giants, the China Basin Ballpark Company and Giants Enterprises.

Bair, 36, joined the team in January, 1993 as director of legal and governmental affairs. He was elevated to the position of vice president and general counsel in May, 1996, and then promoted to senior vice president and general counsel this past October.

A native of San Mateo, Bair was a key strategist and architect of the Giants' plans to build a new ballpark in San Francisco. He coordinated the effort to select the site for the new ballpark and worked extensively on the initial design of the park with the project architect.

Bair also coordinated the successful 1996 ballpark campaign for the Giants. He wrote and produced the award-winning campaign video and served as the principal spokesperson for the campaign, addressing hundreds of neighborhood, business and political organizations throughout the city. Bair also coordinated the successful effort to gain all local, regional, state and federal governmental approvals necessary for the project to meet its timetable for Opening Day in April 2000.

Prior to joining the Giants, Bair worked as a deputy city attorney for the City and County of San Francisco. Bair was the attorney assigned to direct the legal effort to save the Giants in 1992 from being sold and relocated to Florida. Before working at the city attorney's office, Bair practiced law at the San Francisco law firm of Farella, Braun & Martel. Bair also serves as an officer of the Giants Community Fund and is a member of the board of directors of the San Francisco Bay Area Sports Organizing Committee, the official bid committee attempting to bring the Olympic Games to the San Francisco Bay Area in 2012. He has played and coached baseball in San Francisco for many years.

Bair, who lives in San Francisco, is a graduate of the University of California, Davis and Yale Law School.



Tom McDonald

SENIOR VICE PRESIDENT, CONSUMER MARKETING

Tom McDonald, a highly successful sales and marketing executive with 12 years experience in professional sports, enters his fourth year with the Giants organization and first season as senior vice president, consumer marketing.

McDonald, who oversaw the team's charter seat marketing program for Pacific Bell Park the past three years, will now manage the Giants' ticket sales and operations, including ticket services, premium seat services, ballpark entertainment and consumer client relations in 2000.

As vice president of marketing for the China Basin Ballpark Company, he spearheaded the most successful charter seat campaign in baseball history, selling 15,000 premium seats at Pacific Bell Park. Overall, McDonald and the team's sales force sold a franchise-record 29,000 season tickets—charter and non-charter locations—for the 2000 season.

Previously, McDonald held the position of vice president of sales and client services for the NBA's Portland Trail Blazers and the Oregon Arena Corporation from 1994-96. During his tenure in Portland, the Trail Blazers ranked among the NBA's top five teams in sponsorship revenue, despite being in the league's fourth smallest market. His sales efforts for the Oregon Arena Corporation led to the 1995 completion of the \$262 million Rose Quarter development, which features the 21,400-seat Rose Garden.

A 1982 graduate of the University of Oregon, McDonald began his career in television sales. From 1982-85, he served as an account executive at KMTR-TV in Eugene, OR. He later spent four years (1985-88) working as an account executive at KATU-TV in Portland. He joined the Trail Blazers and the Oregon Arena Corporation in 1988, first serving as broadcast sales manager, then receiving promotions to arena sales director in 1991 and vice president of sales and client services in 1994.

McDonald and his wife, Carla, reside in Mill Valley with their two children, Jackson and Marisa.



John F. Yee

SENIOR VICE PRESIDENT AND CHIEF FINANCIAL OFFICER

John Yee enters his ninth year with the Giants with primary responsibility for its financial affairs. Other responsibilities for Yee include retail operations, information systems, human resources, accounting and business administration.

Yee has been a vital member of the Giants' management team for Pacific Bell Park, beginning with his role in the successful "Proposition B" 1996 election measure. Serving as the point person in structuring the private financing for the new ballpark, he continues to be involved with lender relations and ongoing financing needs for the company. He also serves as the point person in management of the ballpark construction project for the team and assuring an "on time, on budget" delivery of Pacific Bell Park.

The 48-year-old Yee is involved in various civic duties including the board of directors of the San Francisco Convention and Visitors Bureau, chair of the American Heart Association Heart Walk in San Francisco, restaurant selection committee for the San Francisco International Airport Terminal and numerous other activities.

Yee, a native of San Francisco, resides in Novato with his wife, Catherine.

Pacific Bell Park—First Privately Financed MLB Park in 38 Years

Utilizing a unique plan comprised of several components, the San Francisco Giants became the first Major League Baseball team in 38 years to privately finance their new ballpark.

The financing plan for \$319 million Pacific Bell Park included \$134 million from naming rights, other sponsorships, pouring rights, concession rights and the selling of Charter Seats; a \$170 million bank loan; and \$15 million in tax increment financing from the City's Redevelopment Agency.

Besides the 15,000 people who purchased Charter Seats—assuring them lifetime rights to their seat location—15 major companies stepped to the plate as Winner's Circle Corporate Sponsors. They include:

**Pacific Bell, a member of the
SBC Global Network
The Coca-Cola Company
CHW Bay Area Region
Enron Energy Services
Old Navy
San Francisco Chronicle
VISA U.S.A., Inc.**

**Anheuser-Busch, Inc.
Chevron Products Company
Nortel Networks
MBNA America Bank
California State Automobile Association
Panasonic
Bank of America
Charles Schwab Company**

A portion of each sponsorship was up-front funding which contributed directly to the building of the ballpark. Also, all of the money raised through Charter Seat licenses was spent on the park's construction.



Connie Kullberg

GENERAL MANAGER, RETAIL

Connie Kullberg, who brings more than 25 years of experience in the clothing and merchandise business to the Giants, enters her seventh year overseeing the team's retail operation. Her responsibilities include all retail aspects of the Giants Dugout Stores, Spring Training, mail order and other outside venues. Kullberg is also involved with real estate negotiations, transactions and construction, as well as the team's retail e-commerce.

In 1995, Kullberg founded and developed the Giants' website, "The Virtual Dugout," which is ranked as one of the top sites in baseball. Last year, she also established the tours program for Pacific Bell Park.

Prior to her association with the Giants, Kullberg served five-year stints as vice president, merchandise manager for DFS Merchandising (1990-94), as divisional merchandise manager for Gump's (1986-90), and as a Gucci buyer for Joseph Magnin (1982-86).

Kullberg, a 1973 graduate of the University of California, Berkeley, has held positions with Levi Strauss and Company from 1980-82, I. Magnin and Company from 1977-80 and H.C. Capwell from 1973-77. She and her husband, Rob, live in San Francisco.



Rick Mears

VICE PRESIDENT, GUEST SERVICES

Rick Mears enters his 19th year in the guest service business and his first season with the San Francisco Giants.

As vice president, guest services, Mears will be responsible for all ushers, ticket takers, and luxury and club suite staff on game days at Pacific Bell Park.

Prior to joining the Giants, Mears served two years as director of guest services for the San Jose Arena. He was charged with the task of bringing the Arena's guest service staff (Staff Pro) into self-operation. During his tenure there, the San Jose Arena's guest services staff gained a reputation as one of the nation's finest.

Other positions that Mears has held include director of guest services for the two field hockey stadiums for the 1996 Atlanta Summer Olympic Games and general manager of the UC Davis Recreation Hall. Mears started his career as a graduate student at Brigham Young University, where he served as an usher on campus at the Marriott Center and Cougar Stadium in 1981.

Mears and his wife, Carlene, reside in Fairfield. They have five children—Jennifer, Brandon, Christopher, Spencer and Porter.



Robert J. Quinn

VICE PRESIDENT, FINANCE

Robert Quinn, a fourth generation baseball executive, enters his seventh season with the Giants. In his current role, he oversees the daily financial operations of the club and the China Basin Ballpark Company, including all general accounting activities, financial reporting, budgets and payroll.

After joining the club in February 1994 as a financial analyst, Quinn took on the role as director of Arizona operations, overseeing the advertising, stadium operations and ticket sales for Spring Training in Arizona and acting as the team liaison with the City of Scottsdale. Quinn took on his current responsibilities in December 1996 and was named vice president, finance in April 1999.

Quinn comes from a long line of Major League front office executives. His father, Robert E. Quinn, has worked in professional baseball for more than 40 years and was the general manager for three Major League teams, including the Giants; his grandfather, John Quinn, was GM with the Braves for 23 years and with the Phillies for another 13 seasons; and his great grandfather, J.A. Quinn, was the GM for four Major League clubs covering a 50-year baseball career.

A graduate of Marquette University, Quinn received his degree in accounting in 1990. Prior to joining the Giants, he worked for the public accounting firm Price Waterhouse in Milwaukee and San Francisco. Quinn is a member of both the California Society and American Institute of Certified Public Accountants.

Quinn and his wife, Amy, reside in San Mateo.



Bob Rose

VICE PRESIDENT, COMMUNICATIONS

Bob Rose, who features a sports public relations career that spans more than 25 years, enters his eighth season with the San Francisco Giants. Rose was named the Giants' director of public relations in 1993, was promoted to director of public relations and community development in 1995, and was elevated to vice president, communications in 1996.

Prior to his affiliation with the Giants, Rose served for three years as vice president of communications for the World League of American Football, the NFL's international league based in New York City. In that capacity, he oversaw the public relations operations for the World League's 10 franchises, which spanned five countries and two continents in North America and Europe. From 1988-90, the Auburn, Calif. native held the position of regional marketing director for Russ Cline & Associates in St. Petersburg, Fla.

Rose previously held positions as public relations director for the NFL's St. Louis/Phoenix Cardinals (1986-88), director of communications for the United States Football League (1985-86), public relations director for the USFL's Los Angeles Express (1983-85), and sports information director for Stanford (1979-82) and Pepperdine (1973-78) universities. While at Stanford, he orchestrated Heisman Trophy campaigns for John Elway and Darrin Nelson, and contributed to 14 NCAA publication awards—the most in the nation during that four-year period.

Among his special assignments through the years, Rose has served as press venue chief for soccer at the Rose Bowl at the 1984 Los Angeles Olympics, media center chief for New York's Liberty Weekend in 1986 (Statue of Liberty/Ellis Island Centennial), and public relations aide for San Diego's Super Bowl XXII in 1988.

Rose has served as a publicist for two NFL Super Bowl and regular season MVPs (Elway and Steve Young), a NBA Championship Series MVP (Dennis Johnson), a Cy Young Award winner (Mike Scott) and a National League MVP (Barry Bonds) during various stages of their careers. He also covered pro and college sports events in Los Angeles for UPI, and has served as a basketball radio analyst for NCAA Tournament games on the Golden West Broadcasting Network.

He is a 1975 graduate of Pepperdine University, where he majored in journalism. Rose, his wife, Sherree, and their five-year-old son, Lucas, reside in Palo Alto.



Bill Schlough

VICE PRESIDENT AND CHIEF INFORMATION OFFICER

As chief information officer, Bill Schlough is responsible for setting the technological direction for the Giants. He joined the team in April 1999 and heads a staff that provides day-to-day technical service while working with internal clients to develop, implement and support innovative information technology solutions.

Schlough offers diverse experiences in technology, spanning various industries. Most recently, he was a management consultant in Booz-Allen & Hamilton's Information Technology Group, developing innovative pricing strategies in the rapidly evolving music industry. Previously, Schlough spent four years as a technology consultant for Electronic Data Systems, supporting a wide collection of clients including AMD, Northrop Grumman and General Motors.

Schlough's first experience in sports came at the World Cup in 1994, where he served as venue technology manager, overseeing technology operations at Stanford Stadium. He also developed a start-up plan for Major League Soccer's San Jose Clash prior to their inaugural season. In addition, he worked at the Centennial Olympics in 1996, serving as a consultant to the technology manager at the baseball venue, Atlanta's Fulton County Stadium.

A 1992 graduate of Duke University with a degree in mechanical engineering, Schlough is trained and certified in Unix systems administration. He attained an MBA with top honors from the Wharton School in 1998, majoring in strategic management, management information systems, and information strategy, systems and economics.

Schlough and his wife, Erin, reside in Palo Alto.



Staci A. Slaughter

VICE PRESIDENT, PUBLIC AFFAIRS

Staci Slaughter was named vice president, public affairs for the Giants in 1999, making her the first female vice president in the history of the organization.

Slaughter, who joined the Giants in 1996, oversees public affairs, marketing communications programs and community outreach activities on behalf of the organization. This includes managing the public relations efforts surrounding the development of Pacific Bell Park. She will also oversee the opening celebration of the new ballpark.

Prior to joining the Giants, Slaughter served as press secretary to former San Francisco Mayor Frank Jordan, where she served as his primary spokesperson, media liaison and speechwriter. She has also worked for LA Mayor Richard Riordan and former State Senate Pro Tem David Roberti. From 1989-92, she worked as an account executive for the public relations firm The PBN Company.

Slaughter graduated from the University of California at Berkeley in 1989. She lives in San Francisco with her husband, James.



Russ Stanley

VICE PRESIDENT, TICKET SERVICES AND CLIENT RELATIONS

Russ Stanley, who enters his 11th year with the San Francisco Giants, serves as the team's vice president of ticket services and client relations.

He is responsible for the ticketing of Pacific Bell Park and the team's Spring Training facility, Scottsdale Stadium. He was also heavily involved in developing the relocation strategy for ticket operations at Pacific Bell Park and implementation of the Charter Seat program, which was a prime funding component for the building of the Giants' new ballpark.

Stanley has implemented many progressive ideas and new programs in Pacific Bell Park, particularly focused on improving relationships with season ticketholders. In addition to the newly developed client retention program that better serves Giants' customers, he has helped introduce the automated Will Call machines, barcode-controlled turnstiles, and "Secondary Market Program" which enables season ticketholders to sell unused tickets.

First joining the team as a telemarketer, Stanley received promotions to customer service coordinator in 1991, director of ticket services in 1993 and vice president, ticket services in 1997.

Stanley joined the Giants in 1989 from Marine World Africa USA, where he spent eight years as waterslide manager and operations manager. The 34-year-old Pacifica native is a graduate of San Francisco State University. He and his wife, Corey, have two daughters—Shelby (4), and Jordyn (2)—and they reside in San Mateo.

Coming Home

Fifteen former Giants players now work for the team in other capacities...

Name	Years Played	Current Position
Mateo Alou	1960-65	Special Assignment
Joe Amalfitano	1954-55, '60-61	Special Assistant, Player Development
Dusty Baker	1984	Manager, San Francisco
Vida Blue	1978-81, '85-86	Community Representative
Bobby Bonds	1968-74	Special Assistant, Player Personnel
Orlando Cepeda	1958-66	Community Representative
Keith Comstock	1987	Manager, San Jose
Jim Davenport	1958-70	Roving Instructor/Special Assignment
Jack Hiatt	1965-69	Director of Player Development
Willie Mays	1951-52, '54-72	Special Assistant to President
Willie McCovey	1959-73, '77-80	Special Advisor
Dave Righetti	1991-93	Pitching Coach, San Francisco
Joe Strain	1979-80	Scout, Colorado, Utah and Wyoming
Robby Thompson	1986-96	Coach, San Francisco
Trevor Wilson	1988-95	Pitching Coach, Salem-Keizer



Willie Mays

SPECIAL ASSISTANT TO THE PRESIDENT

Regarded by many as the best all-around player in baseball history, Willie Mays returned to San Francisco in 1986 and now enters his 13th season in the Giants' front office. In 1993, in one of his first public statements after assuming ownership of the team, Giants President and Managing General Partner Peter Magowan announced that the franchise was signing Mays to a lifetime contract.

The Giants president also announced in 1997 that the front entrance of the new Pacific Bell Park will feature a world-class statue of Mays and the official address of the park will be 24 Willie Mays Plaza. In his current front-office capacity, the 68-year-old Mays keeps an active schedule throughout the year as a Giant emissary. He visits the Giants' minor league teams, as well as Spring Training camp. The Westfield, AL native also makes appearances on behalf of the club at a variety of civic and charitable events throughout the Bay Area, including Giants Community Fund activities, the San Francisco Food Bank and the Whitney Young Child Development Center in Hunter's Point. For several years, he has also made generous contributions to needy children throughout the country through his own Say Hey Foundation charity.

As a player, Willie enjoyed an extraordinary 22-year Major League career, which included 24 All-Star Game appearances and 12 Gold Glove awards. He was elected to the Baseball Hall of Fame in 1979, his first year of eligibility (the ninth player to make it on his first try). Mays' uniform number has been retired by the Giants, as he remains the franchise leader in games played (2,857), at-bats (10,477), runs (2,011), hits (3,187), doubles (504), home runs (646), total bases (5,907) and extra base hits (1,289). He was voted an All-Star 20 times, was a .302 lifetime hitter, and his 660 career home runs still rank third all-time behind Hank Aaron (755) and Babe Ruth (714).

As the 20th Century ended last year, Mays received numerous honors as one of the premier athletes of the past 100 years. *The Sporting News* ranked him second only to Babe Ruth among the 100 greatest baseball players of the century. ESPN picked him No. 8 in their ranking of the top 50 athletes of the century.

Mays also serves as a public relations executive for Bally's Resorts. He and his wife, Mae, make their home in Atherton.



Willie McCovey

SENIOR ADVISOR

Willie McCovey, whose Hall of Fame playing career with the San Francisco Giants spanned four decades, enters his first season as senior advisor to the team.

McCovey, who hit more home runs (521) than any other left-handed hitter in National League history, begins his first formal association with the Giants' current ownership group. He had previously made special public appearances on an ad hoc basis for the present and previous administrations over the past several years, but had not held a formal front office position with the team since 1986.

In his new position, McCovey will offer his expertise to Giants players when possible, appearing at Spring Training and during the regular season. He will also make occasional speaking appearances, and perform other valuable functions for the team.

One of the most respected and feared hitters in baseball during his 22-year career in the Major Leagues, McCovey was a six-time All-Star, ranks second to Lou Gehrig in career grand slams (18) and hit the most homers (231) ever at Candlestick Park. "Stretch" also established a Major League record for most seasons played (22) as a first baseman. In addition, he became the fifth player in MLB history to earn back-to-back home run and RBI titles, hitting 36 homers and driving in 105 runs in 1968 and then capturing NL Most Valuable Player honors with 45 home runs and 126 RBI in 1969.

McCovey, 62, has made an on-field appearance at the close of every season—with the exception of a few recent years due to his knee ailments—to present the Willie Mac Award. The only Giants award ever named after a former player, the Willie Mac Award was established in 1980 and is given to the Giants player who best exemplifies the spirit and leadership consistently shown by McCovey throughout his career.

At a media conference last September, the Giants also announced that the portion of San Francisco Bay behind right field at Pacific Bell Park will be called "McCovey Cove," in honor of the Hall of Fame great.



Orlando Cepeda

COMMUNITY REPRESENTATIVE

Orlando Cepeda, who this past summer was inducted into the Baseball Hall of Fame, is recognized nationally for his humanitarian efforts as an ambassador for baseball and the San Francisco Giants. He begins his 11th season as a community representative for the team.

In his current role, the "Baby Bull" visits inner-city schools in the Bay Area and throughout the United States, speaking to "at-risk" children about the dangers of drugs and alcohol. The 62-year-old Ponce, P.R. native also serves as the honorary spokesman for the Crohn's & Colitis Foundation of America.

A lifetime .297 hitter with 379 home runs and 1,364 RBIs during his 17-year playing career with the Giants, Cardinals, Braves, As, Red Sox and Royals, Cepeda hit a home run against the Dodgers in his very first Major League game April 15, 1958. He went on to win 1958 Rookie of the Year honors, the 1966 Comeback Player of the Year award, the 1967 NL Most Valuable Player trophy and 1973 Designated Hitter of the Year laurels. He appeared in three World Series, was a 6-time All-Star and hit over .300 nine times in his career.

On July 25, 1999, Cepeda was inducted into the Baseball Hall of Fame during ceremonies in Cooperstown, N.Y. He became only the second Puerto Rico native to enter the Hall, joining the late Roberto Clemente. Two weeks earlier on July 11, 1999, Cepeda had his uniform No. 30 retired by the Giants during ceremonies at Candlestick Park. As the ninth player in the Giants' 117-year history to have his jersey number retired, he joined Willie Mays, Willie McCovey and Juan Marichal as the only four San Francisco players to receive such an honor.

In 1993, the Baby Bull was also inducted into the Puerto Rico Sports Hall of Fame, while this winter he was elected to the Missouri Sports Hall of Fame for his great years with the St. Louis Cardinals which followed his tenure with the Giants.

Orlando and his wife, Mirian, reside in Suisun City. They have four sons—Orlando, Jr., Hector, Malcolm and Ali Manuel.



Vida Blue

COMMUNITY REPRESENTATIVE

One of the most popular athletes in Bay Area sports history, Vida Blue enters his 10th year as a community representative for the Giants.


Blue, who enjoyed an illustrious 17-year Major League career which included stints with the As (1969-77) and Giants (1978-81, 1985-86), plays a major role in San Francisco's community outreach program. The 50-year-old Mansfield, LA native makes numerous speaking appearances on behalf of the team, acts as a liaison to the Giants Alumni Association, and is involved in a variety of other charitable events, clinics, media appearances, golf outings and community caravans. Blue is commissioner of the "Junior Giants" youth baseball program, which serves youngsters aged 8-14 throughout the Bay Area. The program is endowed by the Giants Community Fund.

Originally a second-round draft choice by the Kansas City As in 1967, Blue proved to be one of the game's most dominant pitchers of his era. He reached the coveted 20-win plateau three times during his career, and was the author of one no-hitter (vs. Minnesota, Sept. 21, 1970), five one-hitters, four two-hitters, seven three-hitters and 27 four-hitters during his tenure. In 1971, he posted a 24-8 record with a league-best 1.82 ERA and eight shutouts for Oakland, earning both the American League MVP and Cy Young awards. He finished his Major League career with a record of 209-161, 3.26 ERA, 143 complete games and 37 shutouts. He was inducted into the Bay Area Sports Hall of Fame in 1996.

During the Giants' farewell season to Candlestick Park, Blue was also named to the 1980's All-Decade Team, as voted by members of the Bay Area sports media.

Blue resides in Sonoma, CA.

2000 Giants



RUSS ORTIZ

emerged as the staff win-leader in 1999, posting an 18-9 record to become the Giants' winningest right-handed pitcher since John Burkett (22-7) and Bill Swift (21-8) in 1993.

MANAGER AND COACHES

Dusty Baker

MANAGER



Birthdate: June 15, 1949

2000 Opening Day Age: 50

Birthplace: Riverside, California

Batted: Right **Threw:** Right **Height:** 6-2 **Weight:** 200

Playing Position: Outfielder

Giants Manager Since: December 16, 1992

Contract Status: Signed through 2000

MANAGERIAL/COACHING CAREER...2-time Manager of the Year (1993, '97) enters 8th season as Giants' skipper...is only 3rd manager to win NL award twice, joining Tommy Lasorda (Los Angeles, 1983, '88) and Jim Leyland (Pittsburgh, 1990, '92)...became 34th manager in Giants franchise history and 14th in San Francisco annals Dec. 16, 1992...his 558 victories rank 2nd among SF Giants managers behind Roger Craig (586-566)...has managed 1,070 games with Giants...Craig is only skipper to have logged more games with SF, managing 1,152 contests...received 2-year contract extension Jan. 16, 1998 that will keep him on SF bench through 2000 campaign...**1999**...skipped Giants to 2nd place finish in NL West behind Arizona...kept SF in contention until final week despite having club beset by injuries...posted 500th win of career June 1 in Philadelphia...with victory, he became just 5th skipper in Giants' 117-year history to reach 500-win plateau, joining John McGraw (2,604-1,801), Bill Terry (823-661), Leo Durocher (637-523) and Craig...became only 2nd SF manager to reach 1,000-game mark at helm July 18 at Texas, joining Craig (1,152)...was just 5th

Giants manager in franchise history to reach 1,000-contest plateau, joining McGraw (4,405 games), Terry (1,484), Durocher (1,160) and Craig...**1998**...guided Giants to one of best comebacks in recent times, gaining 5.0 games over final 10 regular season contests to force tie-breaker game with Chicago for NL Wild Card spot...however, SF was eliminated from race 5-3 at Wrigley Field Sept. 28...finished 4th in voting for NL Manager of Year, while garnering 6 first-place votes...put together winning seasons in consecutive years for 1st time in managerial career...earned his 400th career win May 5 with 8-2, 10-inning triumph over Marlins...**1997**...was

Multiple Managers of the Year

Manager	Team	Years
Tommy Lasorda	Los Angeles	1983, '88
Tony La Russa	Chicago White Sox	1983
	Oakland	1988, '92
Sparky Anderson	Detroit	1984, '87
Jim Leyland	Pittsburgh	1990, '92
Dusty Baker	San Francisco	1993, '97
Joe Torre	New York Yankees	1996, '98

named NL Manager of Year by BBWAA and *The Sporting News*, marking 2nd time he had been honored...was also tabbed in 1993...led Giants to their 1st NL West championship since 1989, posting 90-72 ledger...marked SF's 1st post-season appearance in 8 years, but club was swept by Florida in NL Division Series...was only 4th team in history to finish in 1st place after last place standing previous year...moved up from 5th to 2nd on SF win list, bypassing managers Herman Franks (367-280), Alvin Dark (366-277) and Charlie Fox (348-327) during season...moved into sole possession of 2nd place with his 368th victory Aug. 30, 7-3 triumph over Anaheim...was selected to serve as coach for National League club at All-Star Game in Cleveland, 2nd time he'd been chosen...**1996**...faced great adversity during season as Giants used Disabled List franchise-record 22 times (16 injured players)...managed group of Major League All-Stars that defeated Japanese All-Star

team 4 games to 2 with 2 ties during post-season tour of Japan...**1995**...registered 200th career win as manager in Giants' 3-1 win over Dodgers Aug. 6...**1994**...led SF to 2nd place finish in NL West, finishing 3.5 games behind LA in strike-shortened season...after trailing by 9.5 games July 6, rallied his club to cut Dodgers' lead to only 1 game by Aug. 1 before falling back to 3.5 games when strike occurred Aug. 12...**1993**...was named BBWAA National League Manager of Year and AP Manager of Year in his rookie managerial campaign...came within one game of winning NL West, guiding club to 103-59 mark, 2nd best record in Majors...only Atlanta (104-58) topped Giants...103 wins tied SF mark, equaling 1962 N.L. champs (103-62)...won more games than any other rookie manager in National League history...became only 4th manager to win 100 games in his rookie campaign (others: Ralph Houk, 109 with 1961 Yankees; Dick Howser, 103 with 1980 New York Yankees; Sparky Anderson, 102 with 1970 Cincinnati Reds and Mickey Cochrane, 101 with 1934 Detroit Tigers)...guided Giants to 31-game turnaround from 1992 record of 72-90...**1988-92**...prior to being named Giants' skipper, served 5 seasons as coach under previous manager Roger Craig...served as 1st base coach in 1988 and as hitting instructor...

PLAYING CAREER...enjoyed prestigious playing career, spending nearly 16 full seasons with Atlanta, Los Angeles, San Francisco and Oakland...finished career with .278 average, 242 home runs and 1,013 RBI...was twice selected to NL All-Star team, in 1981 and 1982...with Los Angeles, he appeared in 4 League Championship Series (1977, 1978, 1981 Dodgers' World Championship, and 1983)...was selected 1977 NLCS MVP after hitting .357 with 2 home runs and 8 RBI, including grand slam, in 4-game series vs. Philadelphia...in 1978, he tied LCS record for highest batting average with .467 mark...enjoyed great success in LCS play, posting career .371 average with 13 RBI in 17 LCS games...won Gold Glove in 1981 and was named to Silver Slugger team in 1980 and 1981...began his career with Braves; 26th pick in June 1967 and made ML debut next year...finished 3rd in 1972 batting race with career-high .321 mark...drove in career-high 99 runs next season...was traded to Los Angeles with Ed Goodson for Jimmy Wynn, Lee Lacy, Tom Paciorek and Jerry Royster, Nov. 17, 1975...hit career-high 30 home runs in 1977 to become part of Dodgers' record-setting 30-homer foursome (with Steve Garvey, Ron Cey and Reggie Smith)...that feat has been matched by only Colorado Rockies in 1995 (Dante Bichette, Vinny Castilla, Andres Galarraga and Larry Walker) and 1996 (Bichette, Castilla, Galarraga and Ellis Burks)...had 5 RBI in 1 inning vs. San Diego Sept. 13, 1979...again finished 3rd in batting race with .320 mark in 1981, helping Dodgers to World Championship...ended his 8-year stay with Dodgers by hitting .357 in 1983 NLCS...was granted free agency Feb. 21, 1984 and signed with San Francisco April 1, 1984...stole 2nd, 3rd and home in same inning vs. Cincinnati June 27, 1984, becoming the 1st player to do so since Pete Rose turned hat trick May 11, 1980...was traded to Oakland for Ed Puigunas and Dan Winters, March 24, 1985 and played final 2 seasons with As...voted to All-Time Dodger team by LA fans during club's 100th anniversary celebration in 1990...

1000 Games as Giants Manager

Manager	Games
1. John McGraw	4,405
2. Bill Terry	1,484
3. Leo Durocher	1,160
4. Roger Craig	1,152
5. Dusty Baker	1,070

A GIANT IN THE COMMUNITY...donates time to Sacramento Children's Home for Abused Youths as well as American Sports Institute...serves on Board of Directors for Giants Community Fund and plays vital role in Junior Giants program...participated in Special Olympics fundraising events during 1998-99 off-season...has served on Board of Directors for Project Open Hand...delivered

Longest Current Tenures As Manager

Manager	Team	Tenure	Years
1. Tom Kelly	Minnesota	(1987-current)	13
2. Bobby Cox	Atlanta	(1990-current)	10
3. Felipe Alou	Montreal	(1992-current)	8
4. Dusty Baker	San Francisco	(1993-current)	7
Lou Piniella	Seattle	(1993-current)	7

Christmas presents to AIDS patients and taped series of public service announcements regarding Open Hand's food delivery program for homebound AIDS patients in San Francisco and Alameda counties...active supporter of Swords to Plowshares, taping PSAs and hosting veterans from program at Candlestick Park...supports National Muscular Dystrophy Association and has been honored as member of Muscle Team for helping MDA and other charities...hosts field visits for ALS groups...has also supported many other groups, including SF Chamber of Commerce, KQED public television, Little League clinics, automobile safety program and Giants' Hispanic media services program...has received number of accolades, including Sport Image Award for baseball (non-profit foundation's motto is "True champions are servants of humanity.") and Babe Ruth Baseball League Positive Image Award for Bay Area and was focus of "Salute to Dusty Baker Night," which benefitted California Police Activities League and Giants Community Fund in 1994...

Giants Managers with 500 Victories

Manager	Record
1. John McGraw	2,604-1,801
2. Bill Terry	823-661
3. Leo Durocher	637-523
4. Roger Craig	586-566
5. Dusty Baker	558-512

PERSONAL...graduated from Del Campo (Carmichael, CA) High School in 1967...was baseball, basketball, football and track star in high school...attended American River (Sacramento, CA) College...was named to Sacramento Sports Hall of Fame in 1990...was inducted into California Black Sports Hall of Fame Nov. 6, 1997...received 1998 Silver Plumes "City Ambassador" Award from *Where-San Francisco* magazine, special presentation given to individual who largely represents and epitomizes city's reputation for greatness...hobbies include hunting and fishing...speaks conversational Spanish...has co-written book "You Can Teach Hitting," produced variety of video tapes on art of hitting and conducts numerous baseball clinics...married (Melissa, Nov. 27, 1994)...has 1 daughter (Natasha, Sept. 29, 1979) and 1 son (Darren, Feb. 11, 1999)...resides in San Bruno, CA...

JOHNNIE B BAKER, JR.

Year	Club	AVG.	G	AB	R	H	2B	3B	HR	RBI	BB	SO	SB
1967	Austin	.231	9	39	6	9	1	0	0	1	2	7	0
1968	West Palm	.190	6	21	2	4	0	0	0	2	1	4	0
	Greenwood	.342	52	199	45	68	11	3	6	39	23	39	6
1969	Atlanta	.400	6	5	0	2	0	0	0	0	0	1	0
	Shreveport	.257	73	265	40	68	5	1	9	31	36	41	2
	Richmond	.247	25	89	7	22	4	0	0	8	11	22	3
1970	Atlanta	.000	3	7	3	0	0	0	0	0	0	3	0
	Richmond	.325	118	461	97	150	29	3	11	51	53	45	10
1971	Atlanta	.295	13	24	3	7	0	0	0	4	2	4	0
	Richmond	.311	80	341	62	106	23	2	11	41	25	37	10
1972	Atlanta	.226	29	62	2	14	2	0	0	4	1	14	0
	Atlanta	.321	127	446	62	143	27	2	17	76	45	68	4
1973	Atlanta	.288	159	604	101	174	29	4	21	99	67	72	24
1974	Atlanta	.256	149	574	80	147	35	0	20	69	71	87	18
1975	Atlanta	.261	142	494	63	129	18	2	19	72	67	57	12
1976	Los Angeles	.242	112	384	36	93	13	0	4	39	31	54	2
1977	Los Angeles	.291	153	533	86	155	26	1	30	86	58	89	2
1978	Los Angeles	.262	149	522	62	137	24	1	11	66	47	66	12
1979	Los Angeles	.274	151	554	86	152	29	1	23	88	56	70	11
1980	Los Angeles	.294	153	579	80	170	26	4	29	97	43	66	12
1981	Los Angeles	.320	103	400	48	128	17	3	9	49	29	43	10
1982	Los Angeles	.300	147	570	80	171	19	1	23	88	56	62	17
1983	Los Angeles	.260	149	531	71	138	25	1	15	73	72	59	7
1984	San Francisco	.292	100	243	31	71	7	2	3	32	40	27	4
1985	Oakland	.268	111	343	48	92	15	1	14	52	50	47	2
1986	Oakland	.240	83	242	25	58	8	0	4	19	27	37	0
N.L. Totals		.280	1845	6532	891	1831	297	22	224	942	685	842	135
A.L. Totals		.256	194	585	73	150	23	1	18	71	77	84	2
M.L. Totals		.278	2039	7117	964	1981	320	23	242	1013	762	926	137

ALL-STAR GAME RECORD

Year	Club, Site	AVG	G	AB	R	H	2B	3B	HR	RBI	BB	SO	SB
1981	N.L., Cleveland	.500	1	2	0	1	0	0	0	0	0	0	0
1982	N.L., Montreal	.000	1	2	0	0	0	0	0	0	0	0	0
ASG Totals		.250	2	4	0	1	0	0	0	0	0	0	0

DIVISION SERIES RECORD

Year	Club	AVG	G	AB	R	H	2B	3B	HR	RBI	BB	SO	SB
1981	LA vs. Hou	.167	5	18	2	3	1	0	0	1	2	0	0

LEAGUE CHAMPIONSHIP SERIES RECORD

Year	Club	AVG	G	AB	R	H	2B	3B	HR	RBI	BB	SO	SB
1977	LA vs. Phi	.357	4	14	4	5	1	0	2	8	2	3	0
1978	LA vs. Phi	.467	4	15	1	7	2	0	0	1	3	0	0
1981	LA vs. Mon	.316	5	19	3	6	1	0	0	3	1	0	0
1983	LA vs. Phi	.357	4	14	4	5	1	0	1	1	2	0	0
LCS Totals		.371	17	62	12	23	5	0	3	13	8	3	0

WORLD SERIES RECORD

Year	Club	AVG	G	AB	R	H	2B	3B	HR	RBI	BB	SO	SB
1977	LA vs. NY	.292	6	24	4	7	0	0	1	5	0	2	0
1978	LA vs. NY	.238	6	21	2	5	0	0	1	1	1	3	0
1981	LA vs. NY	.167	6	24	3	4	0	0	0	1	1	6	0
WS Totals		.232	18	69	9	16	0	0	2	7	2	11	0

MANAGERIAL RECORD

Year	Club	W	L	PCT.	Finish
1993	San Francisco	103	59	.636	2nd
1994	San Francisco	55	60	.478	2nd
1995	San Francisco	67	77	.465	4th
1996	San Francisco	68	94	.420	4th
1997	San Francisco	90	72	.556	1st
1998	San Francisco	89	74	.546	2nd
1999	San Francisco	86	76	.531	2nd
M.L. Totals		558	512	.521	

POST-SEASON MANAGERIAL RECORD

Year	Club	W	L	PCT.	Series
1997	SF vs. FLA	0	3	.000	LDS

San Francisco Giants Managers

Years	Name	W	L	Pct.	Games
1958-60, 1976	Bill Rigney	270	258	.511	528
1960	Tom Sheehan	46	50	.479	96
1961-64	Alvin Dark	366	277	.569	643
1965-68	Herman Franks	367	280	.567	647
1969-70	Clyde King	109	95	.534	204
1970-74	Charlie Fox	348	327	.516	675
1974-75	Wes Westrum	118	129	.478	247
1977-79	Joe Altobelli	225	239	.485	464
1979-80	Dave Bristol	85	98	.464	183
1981-84	Frank Robinson	264	277	.488	541
1984	Danny Ozark	24	32	.429	56
1985	Jim Davenport	56	88	.389	144
1985-92	Roger Craig	586	566	.509	1152
1993-	Dusty Baker	558	512	.521	1070

Gene Clines

COACH



Birthdate: October 6, 1946

2000 Opening Day Age: 53

Birthplace: San Pablo, California

Batted: Right **Threw:** Right **Height:** 5-9 **Weight:** 170

Playing Position: Outfielder

Giants Coach Since: 1997

Contract Status: Signed through 2000

COACHING CAREER...joined Baker's staff as hitting and outfield coach for 1997 season...Giants have ranked in top 4 for runs scored in each of his 1st 3 seasons...SF has plated 2,501 runs during his tenure, for 2nd highest scoring team in NL over past 3 years...only Colorado has more runs over that period with 2,655...has served as Major League coach for 13 years and as minor league hitting instructor for 6 additional seasons...**1999**...Giants' 872 runs were 2nd highest since club moved West in 1958, behind only 1962 squad (878)...club's 188 home runs were most since SF record of 205 was established in 1987...Giants also established franchise record for doubles with 307, eclipsing 1998 mark of 292...under his tutelage, Barry Bonds (34 HRs), Ellis Burks (31), J.T. Snow (24), Jeff Kent (23) and Rich Aurilia (22) became only 3rd 20-homer quintet in Giants' 117-year history...those 5 players also became 1st fivesome in NY/SF history to drive in at least 80 runs each in year...**1998**...saw SF's offense rank 3rd in NL with .274 batting average, while ranking 2nd with .353 on-base percentage...SF also tied franchise mark with 7 grand slams, equaling mark for 4th time (1951, '54 and '70)...Giants clubbed 10 pinch-hit HRs for their highest output since drilling 10 in 1990...after establishing franchise record for RBI by 2nd baseman with 127, Kent became only 2nd 2B in ML history to collect at least 120 RBI in multiple seasons (also 121 in '97), joining Rogers Hornsby (1921, '22, '25, '27 and '29)...**1997**...guided Giants' offense that ranked among NL leaders in runs (78+ - 4th), home runs (172 - T4th), RBI (746 - 4th), sacrifice flies (59 - T1st), grand slams (6 - T3rd), and walks (642 - 2nd)...under his tutelage, Kent (121), Snow (104) and Bonds (101) became 1st trio of Giants to each drive 100-or-more runs in same season since Johnny Mize (138), Walker Cooper (122) and Willard Marshall (107) did it for 1947 New York squad...Bonds (40), Kent (29) and Snow (28) also became 1st Giants trio to hit 28-or-more home runs in season since 1966...**1995-96**...was Giants' coordinator of minor league hitting...**1993-94**...served as hitting coach for Milwaukee Brewers...Milwaukee's home run total jumped from 89 in 1992 to 125 in 1993 under his guidance...**1989-92**...was named to manager Jim Lefebvre's coaching staff as batting coach with Seattle Mariners...remained batting coach for Bill Plummer in 1992...**1988**...promoted to his 1st Major League batting instructor's position when he was named to Hal Lanier's Houston Astros coaching staff...**1982-87**...initially joined Astros organization in 1982 as minor league hitting instructor...**1979-81**...began his coaching career with Chicago Cubs in 1979 as manager Bob Kennedy's first base coach...

PLAYING CAREER...played for 10 seasons in big leagues with Pittsburgh (1970-74), New York (1975) and Chicago (1977-79) in National League and Texas Rangers (1976) in American League...while with Pirates, he took part in 3 National League Championship Series (1971-72, 1974) and played on one World Series Championship team (1971)...his best season came in 1972, when he hit .334 in 107 games but lacked necessary plate appearances to qualify for batting title...one of his most memorable career highlights that year came May 15-17, when he collected 7 straight hits over 3-game span...was originally selected by Pittsburgh in 6th round of June 1966 draft...made his Major League debut in 1970, hitting .405 in 31 games...

A GIANT IN THE COMMUNITY...supports Children's Health Council, which assists children with learning disabilities in Northern California...participated in series of baseball clinics at Candlestick Park, teaching basics of hitting to underprivileged and terminally ill children...has also been involved with Make-A-Wish Foundation, Down's Syndrome League and Sunburst Projects Center...is contribu-

tor to Jr. Giants program...participates in Giants' off-season Care-A-Van, paying visits to hospitals, youth organizations and civic groups throughout Northern and Central California during January...

PERSONAL...graduated from Harry Ells (Richmond, CA) High School in 1966—same school that produced former Giant Willie McGee...participated in baseball, football and track...lettered 3 years in each sport...earned All-League honors twice on diamond...attended Contra Costa (San Pablo, CA) Junior College...married (Joanne Budka, Nov. 18, 1994)...6 children (Dianna, Tammy, Juan, Gina, Patrick, Taylor)...resides in Chicago, IL...

EUGENE CLINES

Year	Club	AVG	G	AB	R	H	2B	3B	HR	RBI	BB	SO	SB
1966	Salem	.358	52	176	37	63	6	4	1	28	27	34	15
1967	Raleigh	.259	83	290	34	75	7	4	4	29	15	64	12
1968	York	.241	137	494	46	119	12	2	4	33	30	82	23
1969	York	.268	135	470	86	126	10	8	5	47	48	48	63
1970	Waterbury	.310	95	371	62	115	19	3	6	42	39	46	32
	Pittsburgh	.405	31	37	4	15	2	0	0	3	2	5	2
1971	Pittsburgh	.308	97	273	52	84	12	4	1	24	22	36	15
1972	Pittsburgh	.334	107	311	52	104	15	6	0	17	16	47	12
1973	Pittsburgh	.263	110	304	42	80	11	3	1	23	26	36	8
1974	Pittsburgh	.225	107	276	29	62	5	1	0	14	30	40	4
1975	New York (NL)	.227	82	203	25	46	6	3	0	10	11	21	4
1976	Texas	.276	116	446	52	123	12	3	0	38	16	52	11
1977	Chicago (NL)	.293	101	239	27	70	12	2	3	41	25	25	1
1978	Chicago (NL)	.258	109	229	31	59	10	2	0	17	21	28	4
1979	Chicago (NL)	.200	10	10	0	2	0	0	0	0	0	1	0
M.L. Totals		.277	870	2328	314	645	85	24	5	187	169	291	71

LEAGUE CHAMPIONSHIP SERIES RECORD

Year	Club	AVG	G	AB	R	H	2B	3B	HR	RBI	BB	SO	SB
1971	PIT vs. SF	.333	1	3	1	1	0	0	1	1	0	1	0
1972	PIT vs. CIN	.000	2	2	1	0	0	0	0	0	0	1	0
1974	PIT vs. LA	.000	2	1	1	0	0	0	0	0	0	0	0
LCS Totals		.167	5	6	3	1	0	0	1	1	0	2	0

WORLD SERIES RECORD

Year	Club	AVG	G	AB	R	H	2B	3B	HR	RBI	BB	SO	SB
1971	PIT vs. BAL	.091	3	11	2	1	0	1	0	0	1	1	1

Sonny Jackson

COACH



Birthdate: July 9, 1944

2000 Opening Day Age: 55

Birthplace: Washington, DC

Batted: Left **Threw:** Right **Height:** 5-9 **Weight:** 150

Playing Position: Infielder/Outfielder

Giants Coach Since: 1997

Contract Status: Signed through 2000

MANAGERIAL/COACHING CAREER...begins 5th year in Giants organization, 4th on Major League staff...prior to joining Giants in 1996, he spent previous 19 years as manager, coach, instructor and scout in Atlanta Braves' organization...**1999**...returned to 3rd base coaching box

after full recovery from knee surgery...**1998**...moved from 3rd base coaching box to dugout due to off-season knee surgery, serving as Dusty Baker's bench coach...**1997**...marked 1st time on Major League coaching staff since spending 1982-83 with Atlanta...under his infield tutelage, J.T. Snow, Jose Vizcaino and Bill Mueller all ranked among top 5 fielders in National League at their respective positions...**1996**...was hitting coach at single-A San Jose, helping Giants to best record (89-51) in minor league baseball...**1994-95**...served as scout and instructor with West Palm Beach...**1993**...was coach for Danville...**1988-92**...was 3rd base coach for Braves' triple-A club Richmond...**1984-88**...served as roving minor league hitting instructor for Braves...**1982-83**...was 1st base coach for Joe Torre's Braves NL West title club in 1982...**1980-81**...was manager at Anderson of South Atlantic League...**1979**...member of coaching staff at Savannah...**1977-78**...served as coach at Kingsport...

PLAYING CAREER...enjoyed 12-year Major League career with Houston Astros and Atlanta Braves...was teammate of current boss Dusty Baker from 1968-74 with Atlanta...hit .251 with 7 home runs, 162 RBI and 126 stolen bases over his career...began his career with Houston as outfielder and later became shortstop...enjoyed finest campaign in his rookie year of 1966 when he logged career-high .292 mark with 80 runs, 3 HRs and 25 RBI in 150 contests...set NL mark for stolen bases by rookie when he swiped 49 in 1966 for Astros...also led circuit that year in sacrifice hits...had 5 hits in game Sept. 16, 1966 vs. Philadelphia...hit 4 inside-the-park homers in Astrodome...was traded to Braves along with first baseman Chuck Harrison for pitcher Denny Lemaster and infielder Denis Menke following 1967 season...was frequently injured during his 7-season tenure with Atlanta...opened 1969 campaign with 12-game hitting streak...appeared in 1 NLCS game for Braves in 1969 vs. Mets...was converted to center fielder by Braves in 1971 and started for Atlanta at that position all year...

A GIANT IN THE COMMUNITY...works with American Diabetes Association, representing organization at various events including Western Addition Health Fair in San Francisco...taught baseball clinics for at-risk and underprivileged teens at Candlestick Park, including members from the Hanna Boys Center, Brisbane Recreation Center and Jr. Giants...

PERSONAL...graduated from Montgomery Blair (Silver Spring, MD) High School in 1962...turned down scholarship offer to become 1st African American football player in history of University of Maryland, instead signing with Astros...married (Corliss B., Feb. 8, 1992)...1 daughter (Tracey Shackelford, Sept. 2, 1965)...1 son (Craig Turner, Jan. 27, 1966)...resides in Stuart, FL...

ROLAND THOMAS JACKSON

Year	Club	AVG	G	AB	R	H	2B	3B	HR	RBI	BB	SO	SB
1963	Modesto	.297	139	579	122	172	19	7	3	37	56	65	61
	Houston	.000	1	3	0	0	0	0	0	0	0	1	0
1964	San Antonio	.285	138	575	97	164	22	5	2	30	61	68	45
	Houston	.348	9	23	3	8	1	0	0	1	2	3	1
1965	Oklahoma City	.330	142	584	104	193	22	5	1	29	46	49	52
	Houston	.130	10	23	1	3	0	0	0	0	1	1	1
1966	Houston	.292	150	596	80	174	6	5	3	25	42	53	49
1967	Houston	.237	129	520	67	123	18	3	0	25	36	45	22
1968	Atlanta	.226	105	358	37	81	8	2	1	19	25	35	16
1969	Atlanta	.239	98	318	41	76	3	5	1	27	35	33	12
1970	Atlanta	.259	103	328	60	85	14	3	0	20	45	27	11
1971	Atlanta	.258	149	547	58	141	20	5	2	25	35	45	7
1972	Richmond	.215	20	79	5	17	1	0	0	2	5	4	2
	Atlanta	.238	60	126	20	30	6	3	0	8	7	9	1
1973	Atlanta	.209	117	206	29	43	5	2	0	12	22	13	6
1974	Atlanta	.429	5	7	0	3	0	0	0	0	0	0	0
1975	Hawaii	.255	94	294	41	75	10	0	0	19	33	18	8
1976	Des Moines	.273	84	220	32	60	11	0	2	22	20	12	6
M.L. Totals		.251	936	3055	396	767	81	28	7	162	250	265	126

LEAGUE CHAMPIONSHIP SERIES RECORD

Year	Club	AVG	G	AB	R	H	2B	3B	HR	RBI	BB	SO	SB
1969	ATL vs. NY	.000	1	0	0	0	0	0	0	0	0	0	0

MANAGERIAL RECORD

Year	Club	W	L	PCT.	Finish
1980	Anderson (A)	64	76	.457	3rd/4th
1981	Anderson (A)	57	86	.399	5th/4th
Minors Totals		121	162	.428	

Juan Lopez

COACH



Birthdate: May 16, 1962

2000 Opening Day Age: 37

Birthplace: Bayamon, Puerto Rico

Batted: Right **Threw:** Right **Height:** 5-10 **Weight:** 187

Playing Position: Catcher

Giants Coach Since: 1999

Contract Status: Signed through 2000

COACHING CAREER...begins 11th campaign in Giants organization, 4th year on Major League level...**1999**...was elevated to full-time coach status, continuing to serve as bullpen coach as well as handling catching corps...**1997-98**...handled bullpen duties and instructed catchers...**1996**...joined Major League staff, having on-field duties prior to games and handling pitch charts during contests...was promoted from Giants' single-A affiliate in Burlington after Spring Training, following Bob Brenly's departure to FOX's broadcast booth...**1995**...opened season as coach at rookie-league Bellingham, before moving up to San Jose when Jim Davenport was promoted to manage Phoenix in mid-July...**1994**...served as batting coach at rookie-league Everett of Northwest League...**1991-93**...was coach for Giants rookie-league club in Scottsdale...**1990**...joined Giants field staff, serving as coach in Extended Spring Training...

PLAYING CAREER...had 6-year minor league career as catcher in Cleveland, Houston and San Francisco organizations...spent 1989 as player with Giants, splitting time between Clinton and Shreveport...logged 1988 campaign at double-A Columbus in Houston's organization, hitting .202 with 1 HR and 8 RBI in 38 games...signed with Astros as minor league free agent in 1987 and played at 3 levels, including stint at triple-A Tucson...sat out 1986 season...began pro career in 1983, signing with Cleveland organization as free agent catcher...played 3 years in Indians' chain before being released...

A GIANT IN THE COMMUNITY...is active supporter of Central American Resource Center...participated in health fair in San Francisco's Mission District with Osvaldo Fernandez, promoting dental care among Latin American children...also participates in Giants' Hispanic Media Services program...joins Gene Clines in supporting Children's Health Council, which assists children with learning disabilities...

PERSONAL...graduated from Nicolas Sevilla (Toa Alta, PR) High School in 1978...attended Yavapai (AZ) College...married (Flora, Nov. 27, 1979)...has son (Jack) and daughter (Aleimalee)...resides in Del Tona, FL...

JUAN E. LOPEZ

Year	Club	AVG	G	AB	R	H	2B	3B	HR	RBI	BB	SO	SB
1983	Batavia	.176	11	34	0	6	0	0	0	1	1	7	0
	Waterloo	.190	47	121	11	23	3	0	1	11	4	24	0
1984	Waterloo	.223	75	215	11	48	5	1	2	18	3	36	1
1985	Waterloo	.156	39	96	4	15	2	0	0	8	3	26	0
1986					-Did Not Play-								
1987	Asheville	.234	13	47	4	11	2	0	0	7	0	8	0
	Osceola	.250	21	56	5	14	0	0	0	0	0	7	0
	Tucson	.214	21	28	3	6	2	0	0	3	4	7	1
1988	Columbus	.202	38	109	9	22	3	0	1	8	3	22	1
1989	Clinton	.181	31	94	6	17	4	0	0	6	3	27	0
	Shreveport	.286	3	7	0	2	0	0	0	0	0	2	0

Dave Righetti

COACH



Birthdate: November 28, 1958

2000 Opening Day Age: 41

Birthplace: San Jose, California

Batted: Left **Threw:** Left **Height:** 6-4 **Weight:** 219

Playing Position: Pitcher

Giants Coach Since: 2000

Contract Status: Signed through 2000

COACHING CAREER...joins San Francisco as pitching coach in 2000, marking 1st year of ML coaching duty... **1999**...returned to Giants organization, serving as roving minor league pitching instructor...served as SF's interim pitching coach May 3-5 in Pittsburgh, while Ron Perranoski visited his ill mother...

PLAYING CAREER...during his banner 16-year big league career, stylish left-hander made stops with Yankees (1979, 1981-90), Giants (1991-93), As (1994), Blue Jays (1994) and White Sox (1995)...posted 82-79 record with 3.46 ERA and 1,112 strikeouts in 718 career games (1,403.2ip, 89 starts)...with 252 career saves, ranks 16th on Major League Baseball's all-time save list...is Yankees' all-time career leader in saves (224) and games pitched (522)...began career as starter, then converted to reliever in 1984...earned American League Rookie of Year award in 1981...went 8-4 on year with 2.06 ERA (2nd best in AL)...played major role in Yankees' trip to World Series in 1981...earned 2 victories in Division Series vs. Milwaukee, winning Game 2 as starter and Game 5 in relief...was also winning pitcher as starter in Game 3 of League Championship Series vs. Oakland...had no-decision in only appearance vs. Dodgers in World Series...while wearing New York pinstripes, tossed no-hitter against Boston Red Sox, July 4, 1983...was 1st Yankee no-hitter since Don Larsen's perfect game in 1956 World Series...in 1984, notched 31 saves in 40 chances during 1st campaign as reliever...was named to American League All-Star squads in 1986 and 1987 while with New York...established then-Major League record with 46 saves in 1986...finished 4th in Cy Young voting and 10th in AL MVP (BBWAA) balloting that year...was named to AP post-season all-star squad while also earning Rolands Relief Man of Year and *The Sporting News* Fireman of Year awards...posted 31 saves in 1987, tying for 2nd in AL...won 2nd straight Rolands AL Relief Man award and tied for Fireman of Year...signed with Giants as free agent, Dec. 5, 1990...ranked 5th in NL with 24 saves in 1991...total was 2nd best in Giants history at time, trailing only Greg Minton's 30 in 1982...notched 1,000th careerer strikeout April 29, 1991, fanning St. Louis' Felix Jose...

A GIANT IN THE COMMUNITY...serves on Board of Directors for Jean Weingarten Peninsula Oral School for the Deaf (JWPOSD), having done so for last 8 years...is involved with various cerebral palsy organizations and El Camino Health Care...contributes to All-Stars Helping Kids,

Ronnie Lott's charitable foundation as well as Boys and Girls Clubs of America...has been involved with Leukemia Society...

PERSONAL...San Jose (CA) native was all-league baseball player at Pioneer High School...also attended San Jose City College...was named state Junior College Player of Year in 1977...grew up Giants fan, with Willie McCovey his favorite player...brother, Steve, played in Texas organization from 1977-79...father, Leo, was former Yankee minor league shortstop...avid golfer has played in AT&T Pebble Beach Pro-Am and has sponsored tournaments on semi-pro golf tour...married (Kandice, February 11, 1989)...3 children (triplets Nicolette, Natalee and Wesley, born July 19, 1991)...resides in Los Altos, CA...

DAVID ALLEN RIGHETTI

Year	Club	W-L	ERA	G	GS	CG	SH	SV	IP	H	R	ER	BB	SO
1977	Asheville	11-3	3.14	17	16	3	0	0	109.0	989	47	38	53	101
1978	Tulsa	5-5	3.16	13	13	6	0	0	91.0	66	40	32	49	127
1979	West Haven	4-3	1.96	11	11	3	0	0	69.0	45	23	15	45	78
	Columbus	3-2	2.93	8	6	3	2	0	40.0	22	13	13	19	44
	New York (AL)	0-1	3.71	3	3	0	0	0	17.0	10	7	7	10	13
1980	Columbus	6-10	4.63	24	23	4	1	0	142.0	124	79	73	101	139
1981	Columbus	5-0	1.00	7	7	2	2	0	45.0	30	8	5	26	50
	New York (AL)	8-4	2.06	15	15	2	0	0	105.0	75	25	24	38	89
1982	Columbus	1-0	2.81	4	4	1	0	0	25.2	22	11	8	12	33
	New York (AL)	11-10	3.79	33	27	4	0	1	183.0	155	88	77	108	163
1983	New York (AL)	14-8	3.44	31	31	7	2	0	217.0	194	96	83	67	169
1984	New York (AL)	5-6	2.34	64	0	0	0	31	96.1	79	29	25	37	90
1985	New York (AL)	12-7	2.78	74	0	0	0	29	107.0	86	36	33	45	92
1986	New York (AL)	8-8	2.45	74	0	0	0	46	106.2	88	31	29	35	83
1987	New York (AL)	8-6	3.51	60	0	0	0	31	95.0	95	45	37	44	77
1988	New York (AL)	5-4	3.52	60	0	0	0	25	87.0	86	35	34	37	70
1989	New York (AL)	2-6	3.00	55	0	0	0	25	69.0	73	32	23	26	51
1990	New York (AL)	1-1	3.57	53	0	0	0	36	53.0	48	24	21	26	43
1991	San Francisco	2-7	3.39	61	0	0	0	24	71.2	64	29	27	28	51
1992	San Francisco	2-7	5.06	54	4	0	0	3	78.1	79	47	44	36	47
1993	San Francisco	1-1	5.70	51	0	0	0	1	47.1	58	31	30	17	31
1994	Oakland	0-0	16.71	7	0	0	0	0	7.0	13	13	13	9	4
	Knoxville	1-1	2.21	7	4	0	0	0	20.1	20	12	5	4	18
	Toronto	0-1	6.75	13	0	0	0	0	13.1	9	10	10	10	10
1995	Chicago (AL)	3-2	4.20	10	9	0	0	0	49.1	65	24	23	18	29
	Nashville	4-5	3.23	16	15	1	1	0	83.2	81	40	30	20	44
A.L. Totals		77-64	3.28	552	85	13	2	224	1206.1	1086	495	439	510	983
N.L. Totals		5-15	4.61	166	4	0	0	28	197.1	201	107	101	81	129
M.L. Totals		82-79	3.46	718	89	13	2	252	1403.2	1287	602	540	591	1112

ALL-STAR GAME RECORD

Year	Club, Site	W-L	ERA	G	GS	CG	SH	SV	IP	H	R	ER	BB	SO
1986	A.L., Houston	0-0	0.00	1	0	0	0	0	0.2	2	0	0	0	0
1987	A.L., Oakland	0-0	0.00	1	0	0	0	0	0.1	1	0	0	0	0
ASG Totals		0-0	0.00	2	0	0	0	0	1.0	3	0	0	0	0

DIVISION CHAMPIONSHIP SERIES RECORD

Year	Club	W-L	ERA	G	GS	CG	SH	SV	IP	H	R	ER	BB	SO
1981	NYY vs. MIL	2-0	1.00	2	1	0	0	0	9.0	8	1	1	3	10

LEAGUE CHAMPIONSHIP RECORD

Year	Club	W-L	ERA	G	GS	CG	SH	SV	IP	H	R	ER	BB	SO
1981	NYY vs. OAK	1-0	0.00	1	1	0	0	0	6.0	4	0	0	2	4

WORLD SERIES RECORD

Year	Club	W-L	ERA	G	GS	CG	SH	SV	IP	H	R	ER	BB	SO
1981	NY Yankees vs. LA	0-0	13.50	1	1	0	0	0	2.0	5	3	3	2	1

Robby Thompson

COACH



Birthdate: May 10, 1962

2000 Opening Day Age: 37

Birthplace: West Palm Beach, Florida

Batted: Right **Threw:** Right **Height:** 5-11 **Weight:** 173

Playing Position: Infielder

Giants Coach Since: 2000

Contract Status: Signed through 2000

COACHING CAREER...joins Giants Major League staff as 1st base and infield coach in 2000...marks 1st appearance on ML coaching staff... **1999**...returned to Giants organization, serving as roving minor league infield instructor...

PLAYING CAREER...spent entire 11-year big league career with San Francisco, becoming one of most popular players in Giants history...was Opening Day starter at 2nd base for unprecedented 11 straight seasons from 1986-96...finished career with .257 batting average, 119 HRs and 458 RBI...ranks as San Francisco's all-time leader among 2nd basemen in career home runs, RBI, games (1,304), at-bats (4,612), runs (671), hits (1,187), doubles (238), triples (39) and stolen bases (103)...in fan balloting during 1999 season, was selected 2nd baseman for San Francisco's All-Time Team...was also named 2nd baseman for Giants' 1980's All-Decade Team, which was chosen by 100 local media members...produced finest season in 1993, year in which club won San Francisco-record 103 games...established career highs in average (.312), home runs (19) and RBI (65)...earned Rawlings Gold Glove award and was voted NL's top 2nd baseman by both *The Sporting News* and UPI...played in all 7 games of 1987 NLCS vs. St. Louis, starting 1st 6 contests...hit solo HR (off Danny Cox) in Game 4 and had RBI 3B in Game 5...homered twice in 1989 NLCS vs. Chicago, both off Les Lancaster...slugged game-winning, 2-run shot in 7th inning of Game 3 at Candlestick...also belted 9th inning homer in Game 2 at Wrigley...went 1-for-11 in 1989 World Series vs. Oakland, delivering pinch-hit RBI single in 7th inning of Game 4...earned NL All-Star recognition in 1988 and 1993...did not play in either contest due to injury...in 1988, became 1st Giants 2nd baseman selected to All-Star squad in 35 years (Dave Williams, 1953)...was voted by teammates as Willie Mac Award winner in 1991...hit for cycle April 22, 1991 vs. San Diego, becoming 6th SF Giant (18th in franchise history) to accomplish feat...led league in 3Bs with career-high 11 in 1989...established then-SF record with 19 homers as 2nd baseman in 1991 and 1993, surpassing his own previous best of 15 in 1990...Jeff Kent has since surpassed record twice with San Francisco (28 in 1997 and 31 in 1998)...also set SF record for RBI by 2nd baseman with 65 in 1993...however, mark was also surpassed by Kent in 1997 (121) and 1998 (128)...was originally San Francisco's No. 1 draft pick in January, 1983...

A GIANT IN THE COMMUNITY...has contributed his services to National Childhood Cancer Foundation...locally, has also been involved with University of California, San Francisco Medical Center's Kids Team, part of nationwide effort to raise funds for treatment and research of childhood cancer...supports Jr. Giants baseball program...

PERSONAL...led West Palm Beach to Bronco World Series title in 1974...played baseball and basketball at Forest Hill (West Palm Beach, FL) High School...all-conference from 1978-80...1982 graduate of West Palm Beach Junior College in Lake Worth, FL...named 2nd baseman on all-state

team in 1982...hobbies include hunting, fishing, golf and racquetball...married (Brenda Cardona, Feb. 25, 1984)...4 children (Kristeena, July 20, 1982; Andrew, Nov. 7, 1986; and twins Logan and Tyler, Aug. 4, 1989)...resides in Tequesta, FL...

ROBERT RANDALL THOMPSON

Year	Club	AVG	G	AB	R	H	2B	3B	HR	RBI	BB	SO	SB
1983	Fresno	.259	64	220	33	57	8	1	4	23	18	62	4
1984	Fresno	.249	102	325	53	81	11	0	87	43	47	85	21
1985	Shreveport	.261	121	449	85	117	20	7	9	40	65	101	28
1986	San Francisco	.271	149	549	73	149	27	3	7	47	42	112	12
1987	San Francisco	.262	132	420	62	110	26	5	10	44	40	91	16
1988	San Francisco	.264	138	477	66	126	24	6	7	48	40	111	14
1989	San Francisco	.241	148	547	91	132	26	11	13	50	51	133	12
1990	San Francisco	.245	144	498	67	122	22	3	15	56	34	96	14
1991	San Francisco	.262	144	492	74	129	24	5	19	48	63	95	14
1992	San Francisco	.260	128	443	54	115	25	1	14	49	43	75	5
1993	San Francisco	.312	128	494	85	154	30	2	19	65	45	47	10
1994	San Francisco	.209	35	129	13	27	8	2	2	7	15	32	3
	Phoenix	.364	4	11	2	4	2	0	0	1	2	4	1
1995	San Francisco	.223	95	336	51	75	15	0	8	23	42	76	1
1996	San Francisco	.211	63	227	35	48	11	1	5	21	24	69	2
M.L. Totals		.257	1304	4612	671	1187	238	39	119	458	439	987	103

ALL-STAR GAME RECORD

Year	Club, Site	AVG	G	AB	R	H	2B	3B	HR	RBI	BB	SO	SB
1988	N.L., Cincinnati												
1993	N.L., Baltimore												

LEAGUE CHAMPIONSHIP SERIES RECORD

Year	Club	AVG	G	AB	R	H	2B	3B	HR	RBI	BB	SO	SB
1987	SF vs. STL	.100	7	20	4	2	0	1	1	2	5	7	2
1989	SF vs. CHI	.278	5	18	5	5	0	0	2	3	3	2	0
LCS Totals		.184	12	38	9	7	0	1	3	5	8	9	2

WORLD SERIES RECORD

Year	Club	AVG	G	AB	R	H	2B	3B	HR	RBI	BB	SO	SB
1989	SF vs. OAK	.091	4	11	0	1	0	0	0	2	0	4	0

Ron Wotus

COACH



Birthdate: March 3, 1961

2000 Opening Day Age: 39

Birthplace: Colchester, Connecticut

Batted: Right **Threw:** Right **Height:** 6-1 **Weight:** 180

Playing Position: Infielder

Giants Coach Since: 1998

Contract Status: Signed through 2000

COACHING CAREER...has spent 10 years in Giants organization, including 7 as manager in farm system (1991-97)...was twice named Manager of Year, while posting overall 554-411 record (.575) in minors...his teams finished above .500 mark and made playoffs in 6 of 7 years as skipper...**1999**...was elevated to bench coach...**1998**...joined Dusty Baker's staff as 3rd base coach,

1st Major League coaching assignment of career... **1996-97**...served as manager for Giants' triple-A affiliate Phoenix, leading Firebirds to back-to-back Pacific Coast League playoff appearances with 2 Southern Division championships...was named 1997 PCL Manager of Year after piloting Firebirds to best record in all of triple-A baseball with 88-55 mark...that team finished season with one of best 2nd half finishes in PCL history, winning 41 of its final 51 games...1996 trip to post-season marked first for Phoenix in 10 years... **1993-95**...led SF's double-A franchise at Shreveport to 3 straight playoff berths...his 1995 club claimed Texas League championship with 88-47 mark, best record in all of minor league baseball...some of players on that team included current Giants Shawn Estes, Rich Aurilia and Bill Mueller... **1991-92**...skipped single-A San Jose...was tabbed California League's Manager of Year in 1991 when he guided squad to playoffs with 92-44 ledger, best mark in all of professional baseball... **1990**...served as coach at single-A Clinton...

PLAYING CAREER...was originally 16th round draft pick of Pittsburgh Pirates in 1979...enjoyed 11-year professional career, including parts of 1983 and '84 seasons with Pirates' Major League club...played in 32 big league games with Bucs, owning .207 career mark with 2 RBI...made his Major League debut Sept. 3, 1983 in Atlanta...1st Major League hit was single off Dodgers' Orel Hershiser at LA July 4, 1984...6 of his 12 Major League hits in 1984 were doubles...his 1st multiple-hit game came in his last big league outing, 2nd game of Sept. 30, 1984 doubleheader at Philadelphia...was named Carolina League All-Star shortstop in 1981, while playing at Hagerstown...also played in Kansas City organization in 1987, before concluding his career in Giants' chain...played for Phoenix in 1988 and '89, accumulating .278 batting average...

1900-1999 All-Time Giants Coaches

Alfonso, Carlos, 1992, 1997-99	Hartnett, Gabby, 1941	Niehoff, Bert, 1929
Amalfitano, Joe, 1972-75	Henrich, Tommy, 1957	Olson, Ivy, 1932
Baker, Dusty, 1988-92	Hiller, Chuck, 1985	O'Doul, Lefty, 1958
Bancroft, Dave, 1930-32	Jackson, Travis, 1939-40, 1947-48	Ozark, Danny, 1983-84
Benson, Vern, 1980	Jackson, Sonny, 1997-	Parker, Salty, 1958-61, 1979
Bonds, Bobby, 1993-96	Jansen, Larry, 1954, 1961-71	Perranoski, Ron, 1997-99
Brenly, Bob, 1992-95	Jennings, Hughie, 1921-25	Pole, Dick, 1993-97
Bresnahan, Roger, 1925-28	Jonnard, Bubber, 1942-46	Posedel, Bill, 1959-60
Bridges, Rocky, 1985	Kim, Wendell, 1989-96	Robinson, Wilbert, 1911-13
Bristol, Dave, 1978-79	Kress, Red, 1946-49	Rodgers, Bob, 1976
Buford, Don, 1981-84	Latham, Arlie, 1909	Sauer, Hank, 1959
Burkett, Jesse, 1921	Lavagetto, Cookie, 1964-67	Shellenback, Frank, 1950-55
Burns, George, 1931	Lefebvre, Jim, 1980-82	Shepard, Larry, 1979
Clarke, Tommy, 1932-35, 1938	Lillis, Bob, 1986-96	Sherry, Norm, 1986-91
Clines, Gene, 1997-	Lockman, Whitey, 1961-64	Smith, Al, 1933
Davenport, Jim, 1970, 1976-82, 1996	Lopez, Juan, 1999-	Snyder, Frank, 1933-41
Dolan, Cozy, 1922-24	Lowrey, Peanuts, 1967-68	Sommers, Denny, 1993-94
Evers, Johnny, 1920	MacKenzie, Gordy, 1986-88	Southworth, Billy, 1933
Fahey, Bill, 1986-91	Mathewson, Christy, 1919-21	Starrette, Herm, 1977-78, 1983-84
Fitzsimmons, Freddie, 1949-55	McCraw, Tom, 1983-85	Testa, Nick, 1958
Fox, Charlie, 1965-68	McMahon, Don, 1973-75, 1980-82	Van Ornum, John, 1981-84
Franks, Herman, 1949-55, 1958, 1964	McNamara, John, 1971-73	Virgil, Ozzie, 1969-72, 1974-75
Frisch, Frankie, 1949	Meusel, Irish, 1930	Westrum, Wes, 1958-63, 1968-71
Funk, Frank, 1976	Miller, Bob, 1985	Williams, Davey, 1956-57
Gilbert, Andy, 1972-75	Mitchell, Clarence, 1932-33	Winkles, Bobby, 1976-77
Gowdy, Hank, 1947-48	Morales, Jose, 1986-88	Wotus, Ron, 1998-
Haller, Tom, 1977-79	Mueller, Ray, 1956	Zimmer, Don, 1987
Hartley, Grover, 1946	Mull, Jack, 1985	

A GIANT IN THE COMMUNITY...supports Down's Syndrome League of Greater Bay Area, hosting families at park...is also involved in Bay Area Crisis Nursery, based in Concord...participates in Giants' off-season Care-A-Van, paying visits to hospitals, youth organizations and civic groups throughout Northern and Central California during January...

PERSONAL...graduated from Bacon (Colchester, CT) Academy in 1979...played baseball, soccer and basketball in high school...was All-New England center forward in soccer after scoring then-record 89 career goals...averaged 30.0 points per game as All-State guard in basketball during senior year...is avid golfer...married (Laurie, Jan. 17, 1987)...resides in Pleasant Hill, CA...

RONALD ALLEN WOTUS

Year	Club	AVG	G	AB	R	H	2B	3B	HR	RBI	BB	SO	SB
1979	Bradenton	.272	40	147	16	40	6	2	1	14	13	10	5
	Salem	.308	8	26	4	8	0	0	0	2	3	3	0
1980	Shelby	.228	45	158	19	36	7	1	0	19	15	14	8
1981	Hagerstown	.283	134	487	72	138	20	4	4	63	63	32	7
1982	Buffalo	.299	86	321	50	96	13	4	8	39	31	53	4
	Portland	.290	42	145	27	42	6	5	3	23	17	19	3
1983	Hawaii	.301	125	465	94	140	28	6	10	62	63	72	9
	Pittsburgh	.000	5	3	0	0	0	0	0	0	0	0	0
1984	Hawaii	.254	61	224	32	57	15	4	5	23	23	20	4
	Pittsburgh	.218	27	55	4	12	6	0	0	2	6	8	0
1985	Nashua	.186	37	102	9	19	3	2	0	14	20	13	1
1986	Hawaii	.315	125	419	75	132	24	3	4	57	58	51	7
1987	Omaha	.256	91	262	27	67	12	0	0	16	34	40	2
1988	Phoenix	.287	82	261	46	75	8	3	1	33	43	35	7
1989	Phoenix	.257	41	109	17	28	4	0	0	10	24	14	4
M.L. Totals		.207	32	58	4	12	6	0	0	2	6	8	0

MANAGERIAL RECORD

Year	Club	W	L	PCT.	Finish
1991	San Jose (A)	92	44	.676	1st/2nd
1992	San Jose (A)	78	58	.574	4th/2nd
1993	Shreveport (AA)	67	69	.493	4th/1st
1994	Shreveport (AA)	73	63	.537	1st/2nd
1995	Shreveport (AA)	88	47	.652	1st/1st
1996	Phoenix (AAA)	69	75	.479	1st/4th
1997	Phoenix (AAA)	88	55	.615	2nd/1st
Minor Totals		555	411	.575	

Carlos Alfonso

ADMINISTRATIVE COACH AND VIDEO COORDINATOR



Birthdate: December 18, 1950

2000 Opening Day Age: 49

Birthplace: Havana, Cuba

Batted: Right **Threw:** Right **Height:** 5-10 **Weight:** 190

Playing Position: Pitcher/Infielder

Giants Coach Since: 1996

Contract Status: Signed through 2000

MANAGERIAL/COACHING CAREER...enters his 14th straight year with Giants and 7th on Major League staff...will move into new role in 2000, serving as administrative coach and video coordinator...will have on-field duties prior to games and will oversee video and charting duties during contest...posted 360-335 managerial record in 5 seasons with Astros' farm system and has 171-

121 record in 5 seasons of managing winter ball...**1997-99**...served as 1st base and administrative coach...served as pitching coach for Culiacan of Mexican Winter League following 1998 campaign...**1996**...returned to Major League level, working as administrative coach with duties as bullpen catcher...**1995**...served as Giants' coordinator of Latin American instruction...**1993-94**...was Phoenix Firebirds' manager during 1993 and 1994 campaigns...posted 134-151 managerial record with triple-A club...**1992**...served as Major League pitching coach for manager Roger Craig...**1989-91**...served as Giants' director of player development...minor league clubs posted combined .525 winning percentage during his tenure...**1987-88**...served as Giants' director of minor league operations...**1986**...managed Houston's triple-A club at Tucson to 71-72 mark in Pacific Coast League...**1985**...was Co-Manager of Year as he led double-A Columbus to 2nd place finish in Southern League...**1984**...was Astros' assistant coordinator of instruction for minor league system...**1982-83**...served as pitching instructor at single-A and rookie levels...was named Manager of Year in 1983 for Dominican League...**1981**...piloted single-A Daytona to 68-67 mark and Florida State League Championship...**1980**...skipped Daytona Beach to 1st place finish in Florida State League...**1979**...made managerial debut at Daytona Beach, going 56-80...**1978**...was traveling secretary for Houston...following season, assumed position of director of Caribbean scouting...**1977**...served as Astros' bullpen coach...

PLAYING CAREER...signed with Astros organization as catcher/infielder in 1968...gained pitching experience in 1969 and 1970 before being converted to full-time hurler in 1971...threw shutout in 1st pro start for Williamsport in 1969...named to American Association All-Star team in 1973...traded to Cincinnati for Joaquin Andujar in 1975...pitched 6 seasons of winter ball in Latin America...selected as Pitcher of Year in Venezuela in 1973...that year also participated in 1st Kodak Triple-A World Series Classic in Hawaii, where team of Latin American winter ball All-Stars topped Tommy Lasorda's Albuquerque squad...

A GIANT IN THE COMMUNITY...involved with National Hispanic Scholarship Fund's San Francisco branch, helping raise awareness and funding for program designed for deserving Latin American students in need of college scholarships...participates in Giants' off-season Care-A-Van, paying visits to hospitals, youth organizations and civic groups throughout Northern and Central California during January...leads coaching clinics for Jr. Giants youth baseball leagues...also participates in Giants' Youth League Day clinics...is involved with Giants' Hispanic Media Services program...

PERSONAL...attended University of South Florida and Florida International University, majoring in psychology...hobby is tae-kwon-do and martial arts...was original inductee in Daytona Beach Sports Hall of Fame...has 4 children (Chrystina, Feb. 18, 1977, Anthony, April 7, 1981, Angela, Aug. 21, 1982 and Dannielle, Sept. 15, 1987)...resides in Naples, FL...

CARLOS ALFONSO

Year	Club	AVG	G	AB	R	H	2B	3B	HR	RBI	BB	SO	SB
1968	Covington	.214	9	14	3	3	0	0	0	0	5	5	1
1969	Williamsport	.242	20	33	2	8	2	0	0	7	3	12	0
1970	Cocoa	.140	37	57	5	8	0	0	0	3	7	16	0

Year	Club	W-L	ERA	G	GS	CG	SHO	SV	IP	H	R	ER	BB	SO
1969	Williamsport	3-2	3.35	13	3	3	1	0	43.0	40	28	16	29	40
1970	Cocoa	3-13	3.16	23	19	2	0	0	134.0	133	70	47	51	104
1971	Cocoa	13-6	2.77	22	21	12	5	0	148.0	121	58	44	62	92
1972	Oklahoma City	5-4	3.90	47	3	0	0	3	90.0	96	53	39	55	69
1973	Denver	6-2	4.62	38	4	1	0	6	115.0	130	74	59	47	80
1974	Denver	4-3	4.97	34	5	0	0	1	76.0	93	47	42	26	43
1975	Iowa	1-1	3.64	41	1	1	0	3	89.0	88	42	36	39	53
1976	Indianapolis	2-1	4.65	16	1	0	0	0	31.0	28	19	16	23	15

MANAGERIAL RECORD

Year	Club	W	L	PCT.	Finish
1979	Daytona Beach (A)	56	80	.412	5th
1980	Daytona Beach (A)	86	51	.628	1st
1981	Daytona Beach (A)	68	67	.504	6th
1985	Columbus (AA)	70	65	.519	2nd
1986	Tucson (AAA)	71	72	.497	2nd
1993	Phoenix (AAA)	64	79	.448	9th
1994	Phoenix (AAA)	70	72	.493	7th
Minors Totals		485	486	.499	

BEHIND THE SCENES

TRAINERS



Stan Conte, PT, ATC

HEAD ATHLETIC TRAINER/
MEDICAL DIRECTOR

Regarded as one of the top experts in physical therapy and conditioning in professional sports, Stan Conte enters his 11th season with the Giants and his first as head athletic trainer/medical director. He served as the team's assistant athletic trainer and coordinator of strength and rehabilitation for the past eight years. Conte, one of the few athletic trainers to hold an additional credential in physical therapy, helped redesign the Giants' strength and conditioning program in 1997. Since then, Giants players have spent the second fewest days (1,000) on the Disabled List among the 30 Major League teams. A 1978 graduate of the School of Physical Therapy at California State University, Northridge, he has been owner, founder and consultant to seven sports physical therapy clinics in California, Arizona and New Mexico. In addition to lecturing locally and nationally on the treatment and rehabilitation of sports injuries, Conte also wrote for "Training Room Confidential," a regular feature on the Giants' official team website. Conte and his wife, Nancy, reside in San Carlos with their two children, Nick and Alison.



Barney Nugent

ASSISTANT ATHLETIC TRAINER/
TEAM TRAVEL

Barney Nugent begins his 24th year in professional baseball, his eighth year as the Giants' assistant athletic trainer, and his first season handling certain aspects of the team's travel on the road. He is a certified member of the National Athletic Trainers Association and member of the Professional Baseball Athletic Trainers Society (PBATS). The Chelsea, Mass. native has worked at all levels of professional baseball, with stints in the Philadelphia Phillies and Boston Red Sox organizations. Nugent was named "International League Trainer of the Year" as well as "Minor League Trainer of the Year" in 1992. He earned his bachelor's degree from Curry College in Milton, Mass., where he played four years of varsity football, and received his masters of science at Indiana State University. Nugent and his wife, Denise, reside in Foster City.



Dave Groeschner

STRENGTH AND CONDITIONING TRAINER

Dave Groeschner moves up the organizational ladder to his new position as strength and conditioning trainer for the Major League club. He previously served as athletic trainer for the triple-A Fresno Grizzlies during the 1999 season, after logging two years at single-A San Jose and one campaign at rookie-league Bellingham. He earned a bachelor's degree in physical education from the University of South Carolina. Groeschner is a member of the Professional Baseball Athletic Trainers Society (PBATS) and the National Athletic Trainers Association. He and his wife, Aimee, reside in Fremont.

San Francisco Giants Head Trainers

With the appointment of Stan Conte as head trainer for the Giants prior to the 2000 season, he became just the 7th individual to hold the position since the team moved to San Francisco in 1958. Following is the list of head trainers in San Francisco history:

Head Trainer	Years	Head Trainer	Years
Frank Bowman	1958-65	Perry Archibald	1983-85
Leo Hughes	1966-73	Mark Letendre	1986-99
Al Wylder	1974-75	Stan Conte	2000-
Joe Liscio	1976-82		

MEDICAL CONSULTANTS

Robert E. Murray, M.D., M.P.A.

INTERNAL MEDICINE

Robert Murray, the director of Catholic Healthcare West (CHW) Sports Medicine Team, returns for his second year as a physician consultant to the Giants. A practicing physician in San Francisco for the last 29 years, he received his medical degree from the University of Michigan and specialty training at St. Louis University.

William H. Montgomery, III, M.D.

ORTHOPEDIST

The director of sports medicine at St. Mary's Center for Sports Medicine, William Montgomery, enters his second season with the Giants. He received his medical degree from the State University of New York, did his residency at Hospital for Special Surgery in New York City, and completed a fellowship at the renowned Kerlan-Jobe Orthopedic Clinic. Montgomery also has served as team physician for University of San Francisco athletics.

Gordon Brody, M.D.

HAND SURGERY

Certified by the American Board of Orthopedic Surgery as a hand specialist, Gordon Brody graduated from Duke University's medical school with orthopedic training at Hospital for Special Surgery. He completed a hand fellowship at Ralph K. Davies Medical Center in San Francisco. Brody also serves as a consultant to the San Francisco 49ers and San Jose Sharks.

Larry Oloff, D.P.M.

PODIATRY

In addition to his work for the Giants, Larry Oloff serves as the podiatry consultant to the San Francisco 49ers, Stanford Athletics, the U.S. Decathlon team and Santa Clara University athletic teams. A graduate of the Pennsylvania College of Podiatric Medicine, Oloff has contributed to over 50 publications, including his own textbook.

Mark Sontag, M.D.

SPINE SPECIALIST

A specialist in non-surgical care of spinal, joint and soft tissue injuries, Mark Sontag is the team's physiatrist. Sontag also is the team physician and spinal consultant for the San Jose Sharks, Oakland Raiders and San Jose Sabercats. He was previously the team physiatrist for the San Francisco 49ers from 1990-91. A graduate of Northwestern University's highly regarded six-year accelerated medical program, he is certified in both physical medicine and rehabilitation and electrodiagnostic medicine. He maintains a private practice in Redwood City.

Jeff Blue, M.D.

INTERNAL MEDICINE

The medical director for the Center of Sports Medicine in San Jose, Jeff Blue begins his second year with the Giants. He is certified in family practice and earned a Certificate of Added Qualification in Sports Medicine. He graduated from medical school in New Jersey with a residency at UCLA and sports medicine fellowship at Ohio State University.

Kevin Shanahan, L.M.T.

LICENSED MASSAGE THERAPIST

Kevin Shanahan returns for his fourth season as the Giants massage therapist. His eight years of massage experience focus on sports injury early detection, prevention and rehabilitation. A private practitioner in Menlo Park, he serves local professional athletes. He is a graduate of Western Kentucky University.

Nick Athens, D.C.

CHIROPRACTOR

A Bay Area native, Nick Athens graduated from Palmer College of Chiropractic in Iowa. A practicing chiropractor in San Carlos since 1983, he works with Bay Area professional and collegiate athletes.

Charles Pascal, D.D.S.

DENTIST

Charles Pascal has provided emergency and routine dental care for the Giants for over 20 years. He received his dental degree from the University of Pacific School of Dentistry and practices general and restorative dentistry in Menlo Park.

CLUBHOUSE/STAFF



Mike Murphy

EQUIPMENT MANAGER

"Murph" has been a fixture with the Giants since the team moved west in 1958. In recognition of his lifelong commitment to the Giants, the home clubhouse at Pacific Bell Park is named the Mike Murphy Clubhouse. In his 42 years, Murphy has never missed a Giants home game. The San Francisco native is in his 43rd season with Giants and 21st as equipment manager. Murphy began his career in professional baseball as bat boy for the San Francisco Seals (AAA) from 1954-57, before becoming the Giants' bat boy during the 1958-59 seasons. He became visiting clubhouse attendant in 1960 when the Giants moved to Candlestick, a job he held until his promotion in 1980. Murphy and his wife, Carole, live in San Bruno with their children, Andrea and Michele; granddaughter, Tori-Lynn; and Bows, the clubhouse dog.



Harvey Hodgerney

VISITING CLUBHOUSE

Harvey Hodgerney has spent two decades with the Giants, the past 14 as the visiting clubhouse manager. The Cleveland, Ohio native has lived in the Bay Area for the last 39 years, owning and operating a body and fender shop in South San Francisco before coming to the Giants. Hodgerney is also in charge of the visitors locker room for San Francisco 49ers at Candlestick Park. Harvey and his wife, Penny, have two children and three grandchildren. The Hodgerneys reside in San Bruno.



Reggie Younger, Jr.

DIRECTOR OF TRAVEL

Reggie Younger, Jr. enters his sixth year as the club's director of travel. Younger is only the fifth travel coordinator for the Giants since the club moved west in 1958. A 1983 broadcasting communications/journalism graduate of Weber State University, Younger is responsible for handling the organization's travel and road hotel accommodations during Spring Training and the regular season. Younger previously worked in a number of capacities with the club, including ticket sales, marketing and stadium operations. He resides in San Francisco.



Bill Mueller, J.T. Snow and Rich Aurilia get their first look at new Mike Murphy Clubhouse, January 21, 2000.

Kurt Ainsworth

PITCHER (RH)



Birthdate: September 9, 1978

2000 Opening Day Age: 21

Birthplace: Baton Rouge, Louisiana

Bats: Right **Throws:** Right **Height:** 6-3 **Weight:** 185

M.L. Service: None

How Obtained: Giants' #1 selection (24th overall pick) in June 1999 draft.

Contract Status: Non-roster invitee

CAREER...Giants' top pick in 1999 draft comes to 1st big league camp...named Giants #1 prospect by *Baseball America* following 1999 season...showed signs of brilliance in closing portion of initial campaign...including 3 post-season starts for single-A San Jose, went 5-1 with 1.08 ERA (6er, 50.0ip) in final 8 efforts...rebounded from Tommy John surgery in 1997 following his freshman year at Louisiana State University...selected #3 prospect in Northwest League by *Baseball America* in 1999...

1999 SEASON...opened professional career at rookie-league Salem-Keizer...made 10 starts for Volcanoes, going 3-3 with 1.61 ERA and 1 complete game...took time off to rest arm after busy season at LSU, before making debut July 9 at Yakima...started career 0-2 with 1.80 ERA (3er, 15.0ip) over 5 games...went 3-1 with 1.51 mark (5er, 29.2ip) in final 5 outings at Salem-Keizer...following end of Northwest League campaign, was elevated to San Jose for Cal League post-season...in 3 play-off starts, went 2-0 with 0.44 ERA (1er, 20.1ip)...struck out 27 and walked 9...

PERSONAL...graduated from Catholic (Baton Rouge, LA) High School...was named to All-State 1st team in 1996...played in Louisiana All-Star game following senior year...won student-athlete and Catholic High Man of Year awards as senior...attended Louisiana State University (Baton Rouge)...earned 1999 1st-team All-America honors by *Baseball America* after going 13-6 with 3.45 ERA and 157 strikeouts in 130.1 innings...led Tigers to NCAA "Sweet 16" Super Regional round in 1999 after being named Most Outstanding Player in regional held at Baton Rouge...his brother, Kevin, was teammate of Giants' Armando Rios at LSU...single...resides in Kingwood, TX...

KURT HAROLD AINSWORTH

Year	Club	W-L	ERA	G	GS	CG	SH	SV	IP	H	R	ER	HR	HB	BB	SO	WP	BK
1999	Salem-Keizer	3-3	1.61	10	10	1	0	0	44.2	34	18	8	1	3	18	64	3	0

CAREER TRANSACTIONS

- Selected by San Francisco in 1st round (24th overall pick) of June 1999 draft. Signed by Tom Korenek.

Rich Aurilia

INFILDER



Pronunciation: (uh-REEL-yuh)

Birthdate: September 2, 1971

2000 Opening Day Age: 28

Birthplace: Brooklyn, New York

Bats: Right **Throws:** Right **Height:** 6-1 **Weight:** 185

M.L. Service: 4 years, 27 days

How Obtained: Acquired from Texas with Desi Wilson (1F) in exchange for John Burkett (RHP), December 24, 1994.

Contract Status: Signed through 2000 (signed 2-year deal prior to 1999 season)

CAREER...completed his 8th year of professional baseball in 1999, 5th in Giants organization and on ML level...established SF record for shortstops with 22 homers in 1999, surpassing Darryl Spencer who previously set mark with 17 in 1958...finished just 1 clout shy of SF/NY franchise mark for SS set by Alvin Dark in 1953...also established new SF record with 78 RBI as shortstop, surpassing Spencer's former standard of 74 in 1958...was in Opening Day lineup for 2nd straight year in 1999, becoming 1st player to open season at shortstop for Giants in consecutive seasons since Royce Clayton did it 4 straight years from 1992-95...prior to his start in '98, Clayton (1995), Shawon Dunston ('96) and Jose Vizcaino ('97) had been SF's Opening Day shortstop previous 3 seasons...slugged MLB's historic 1st interleague grand slam June 14, 1997 at Anaheim, driving 2nd-inning blast off former teammate and Brooklyn parochial school rival Allen Watson...bat used that evening was subsequently sent to Cooperstown for display at Baseball Hall of Fame...

1999 SEASON...led all National League shortstops with 22 home runs (4 more than ATL's Jose Hernandez), while ranking 5th in Majors (SEA's Alex Rodriguez led with 42)...was also tops among NL shortstops in RBI with 78 (3 ahead of CIN's Barry Larkin)...finished season with 80 RBI total, collecting 78 as shortstop and 2 as pinch hitter in final game, Oct. 2 at Colorado...established career highs in almost every offensive category, including HR, RBI, average (.281), at-bats (558), hits (157), runs (68) and games played (152)...by collecting 80th RBI Oct. 2, became final member of Giants' 1st 80-RBI quintet in franchise history (both NY and SF)...other members of record-setting group included Jeff Kent (101), J.T. Snow (98), Ellis Burks (96) and Barry Bonds (83)...slugged his 20th home run Sept. 17 in San Diego, giving Giants 5 players with 20 clouts on year for only 3rd time in franchise history (also in 1953 and '63)...joined Bonds (34), Burks (31), Snow (24) and Kent (23) in 20-homer quintet...drove in his 75th run Sept. 23 in Los Angeles, establishing SF mark for most RBI in season by shortstop...franchise record for RBI by SS in season is 101 by Travis Jackson in 1934...belted record-setting 18th home run Aug. 30 vs. Philadelphia, 2-run shot in 2nd inning (off Robert Person)...posted .300 (91-for-303) average in 82 games during 1st half...at time of mid-season break, led all NL shortstops with 13 homers, ranked 2nd with 44 RBI (8 back of CIN's Barry

Giants 20-Homer Quintets

Year	Players	HR
1953	Bobby Thomson	26
	Hank Thompson	24
	Alvin Dark	23
	Monte Irvin	21
	Daryl Spencer	20
	1963	Willie McCovey
1963	Willie Mays	38
	Orlando Cepeda	34
	Ed Bailey	21
	Felipe Alou	20
	1999	Barry Bonds
	Ellis Burks	31
	J.T. Snow	24
	Jeff Kent	23
	Rich Aurilia	22

Larkin) and 2nd in average (.302)...collected career-high 5 RBI June 16 in Colorado, when he went 3-for-4 with run, 2B and 2 walks...equaled his career best for hits July 7 in San Diego for 5th time (2nd this year), going 4-for-4...committed 28 errors on year, most among ML shortstops (1 more than FLAs Alex Gonzalez)...however, had 35-game errorless streak Aug. 13-Sept. 21...

1998...established himself as front-line Major League shortstop, starting 106 games...bettered or nearly equaled previous career totals in most offensive categories, finishing season with 27 2Bs (18 for career entering year), 2 3Bs (1), 9 HRs (10), 49 RBI (49), 110 hits (113) and 54 runs scored (47)...ranked 3rd among N.L. shortstops in fielding percentage, posting .979 mark (476 total

Most Home Runs by Shortstops in 1999

Player	Team	HR
Alex Rodriguez	SEA	42
Nomar Garciaparra	BOS	27
Tony Batista	TOR	26
Derek Jeter	NY	24
Rich Aurilia	SF	22*

*Led all National League shortstops

chances, 10 errors) in 119 games overall...also ranked 5th in RBI with 49 (22 behind Barry Larkin's 71), while his .266 average was good for 6th place tie (Larkin led at .309) among shortstops...was club's starter at shortstop in 21 of final 35 games, hitting safely in 8 of his final 11 contests overall...included was 4-hit game in Colorado Sept. 25, matching career high in hits for 3rd time (2nd in 1998)...did not commit error in his final 19 games, after opening year with 48-game errorless streak...led league in fielding through middle of August, however, was charged with 5 of his 10 miscues on season in 6-game

stretch Aug. 26-Sept. 4...was hitting .295 through August 21, however ran into hitting rut (1-for-26 from Aug. 22-31) near same time as fielding spell...had career-best day in Atlanta May 3, equaling highs in hits (4) and RBI (4) while posting 1st multi-HR contest of career...homed off Tom Glavine and Brian Edmondson to finish 4-for-5 with 3 runs, 2 HRs and 4 RBI...had 4 HRs in 11 at-bats over 4-game stretch, going 6-for-11 from May 3-6...drilled game-winning HR May 5 off Florida's Vic Darensbourg in 10th inning and clubbed another roundtripper May 6 (off Livan Hernandez) in Miami...hit 7 of his 9 home runs through June 26, however only 3 in final 59 games of season...missed action July 4-19 due to strained groin muscle, marking 2nd stint on Disabled List in his career (also at end of 1996 season with back injury)...**1997**...served as reserve shortstop for Giants, appearing with club entire season except 10-day period July 17-26...began season on Opening Day roster, marking 1st time in 6-year professional career...made 22 starts on season with SF (all at SS), going 18-for-77 (.234) with 3 HRs and 11 RBI...was sent to triple-A Phoenix when Bill Mueller was activated from DL and club retained 12 pitchers...his 5 HRs with SF came in 27 at-bat period from May 18-July 27, including his 5th July 27 in 2nd game of doubleheader vs. Pittsburgh (off Francisco Cordova)...collected 1st pinch-hit of career June 9 vs. Florida, driving double in 9th off Dennis Cook...was 4-for-9 with 3 RBI as pinch hitter on season...finished season 16-for-55 (.291) with 6 2Bs, HR, 7 RBI and walk in 24 contests (10 starts) after being recalled July 27 from triple-A Phoenix...hit .294 (10-for-34) with 2 2Bs, HR and 5 RBI in 8 games with Firebirds...was on Giants' post season roster for Division Series vs. Florida, but did not make appearance in 3-game sweep by Marlins...played in Puerto Rican Winter League after playoffs, finishing with .246 average (32-for-130) with 2 HRs and 14 RBI in 32 games for San Juan...**1996**...spent almost full season with Giants after starting year at triple-A Phoenix...saw extensive playing time at shortstop due to Shawn Dunston's injuries...appeared in 93 games at SS, making 71 starts...also played in 11 games at 2B with 9 starts...grounded into only 1 double play in 58 DP situations for 1.7 percent ratio, lowest in NL...started 54 of his last 66 games (8 at 2B, 46 at SS), reversing stretch which saw him make just 6 starts over previous 56 contests...earlier started 20 of 23 games from April 17-May 12 (all at SS while Dunston was on DL)...was recalled from triple-A Phoenix April 13, taking roster spot of then-disabled Robby Thompson...at time of recall, ranked 5th in PCL with .433 average (13-for-30), 1st in doubles with 7 and 5th in runs scored with 9...had career-high 12-game hitting streak with SF from April 26-May 10, going 15-for-46 (.326)...prior to streak, was just 2-for-23 (.087) to open season...offensive and defensive play during streak earned him permanent spot on big league roster even with Dunston coming off DL May 13...made 1st Major League appearance at 2B May 31 at Montreal as late inning replacement...made 1st start there 4 nights later June 4 at Cincinnati...committed his 1st 2 errors of season June 14 vs. Houston, snapping 36-game flawless stretch to begin campaign...went another 16 games without error until he committed 2 more July 26 vs. Atlanta...hit 26 points higher following All-Star Break (.248, 52-for-210) as opposed to before break (.222, 24-for-108)...had his season ended prematurely when he was placed on 60-day Disabled List Sept. 24

with stress fracture of lower back...**1995**...rose through ranks in 1st year with Giants' organization, seeing action at 3 different levels...started year at double-A Shreveport before rising to triple-A Phoenix and capping season with 1st call-up to majors...had his contract purchased from triple-A Phoenix Sept. 5...made ML debut as defensive replacement at SS Sept. 6 vs. Montreal...grounded into DP in 1st ML at-bat off Mark Petkovsek Sept. 11 at St. Louis...started final 4 games of season at Colorado and went 9-for-15 (.600) with 2 HRs and 4 RBI...drew 1st big league start Sept. 28 at Colorado (at SS) and made it night of firsts, with his 1st ML hit (a single in 2nd off Bryan Rekar), his 1st RBI (double in 6th) and 1st HR (off Lance Painter in 9th)...finished with 4-for-5, 1-HR, 2-RBI showing...drilled 2nd HR 2 days later, solo shot off Bill Swift in SF's 9-3 defeat at Colorado...prior to recall, had split time between Phoenix and double-A Shreveport...finished with .278 average, 5 home runs, 1 stolen base and 34 RBI in 71 games (all at shortstop) with Phoenix, .327 with 4 HRs, 10 SBs and 42 RBI in 64 contests (all at SS) for Shreveport...named starting SS on Texas League Mid-Season All-Star team with Shreveport...following season, spent 3rd winter in the Arizona Fall League playing for Scottsdale Scorpions...**1994**...completed 1st year at double-A level, spending campaign with Rangers' Texas League affiliate at Tulsa...prior to season, was tabbed as #10 prospect in Texas organization by *Baseball America*...posted career high in home runs, drilling 12...hit .234 but drove in 57 runs in club-high 129 contests...appeared in 128 games at shortstop, where he posted .962 fielding mark...completed his 2nd winter in Arizona Fall League, hitting .250 with 13 RBI for Tucson Javelinas...**1993**...was starting shortstop on Florida State champion Charlotte club...set team record with a .309 batting average and was named to FSL All-Star team...also swiped career-best 15 bases...was named Howe SportsData FSL Player of Week from July 26 - Aug. 1...1992...opened professional career with Butte of Pioneer League...hit at .337 clip, which would have paced club if he had more at-bats...

A GIANT IN THE COMMUNITY...has adopted Greater Bay Area Make-A-Wish Foundation as his charity, hosting guests at ballpark...also lends his time to "I Think I Can" Foundation, group that helps children with muscular dystrophy...has participated in Giants' Care-A-Van past 4 off-seasons...participated in MLB's Breaking Barrier's Program, promoting 9 values of Jackie Robinson, by visiting San Francisco classroom with Sharon Robinson...supports San Francisco's middle and high

Giants 80-RBI Quartets

Year	Players	RBI	Year	Players	RBI
1999*	Jeff Kent	101	1930	Bill Terry	129
	J.T. Snow	98		Mel Ott	119
	Ellis Burks	96		Fred Lindstrom	106
	Barry Bonds	83		Travis Jackson	82
	Rich Aurilia	80			
*Only 80-RBI quintet in franchise history					
1970	Willie McCovey	126	1929	Mel Ott	151
	Dick Dietz	107		Bill Terry	117
	Ken Henderson	88		Fred Lindstrom	91
	Willie Mays	83		Travis Jackson	90
1947	Johnny Mize	138	1927	Rogers Hornsby	125
	Walker Cooper	122		Bill Terry	121
	Willard Marshall	107		Travis Jackson	98
	Bobby Thomson	85		George Harper	87
			1923	Irish Meusel	125
				Frankie Frisch	111
				George Kelly	103
				Ross Younger	87

school programs while serving as one of SF's Celebrity Waiters...also assists with Giants' Kids and Rewards Clubs activities...

PERSONAL... graduated from Xavier (Brooklyn, NY) High School in 1989...attended St. John's University, earning All-Big East honors in 1992...majored in finance...hobbies include golf and movies...married (Raquel Garcia, Jan. 18, 1997)...his wife finished New York Marathon in 1999 and raised over \$11,000 for Make-A-Wish Foundation...resides in Scottsdale, AZ...

RICHARD SANTO AURILIA

Year	Club	AVG	G	AB	R	H	2B	3B	HR	RBI	SH	SF	HP	BB	SO	SB	CS	E
1992	Butte	.337	59	202	37	68	11	3	3	30	5	2	0	42	18	12	9	14
1993	Charlotte	.309	122	440	80	136	16	5	5	56	9	7	3	75	57	15	18	24
1994	Tulsa	.234	129	458	67	107	18	6	12	57	8	5	4	53	74	10	13	24
1995	Shreveport	.327	64	226	29	74	17	1	4	42	5	2	1	27	26	10	3	14
	Phoenix	.279	71	258	42	72	12	0	5	34	0	3	0	35	29	2	2	9
1996	San Francisco	.474	9	19	4	9	3	0	2	4	1	1	0	1	2	1	0	0
	Phoenix	.433	7	30	9	13	7	0	0	4	0	0	0	2	3	1	1	1
1997	San Francisco	.239	105	318	27	76	7	1	3	26	6	2	1	25	52	4	1	10
	Phoenix	.275	46	102	16	28	8	0	5	19	1	2	0	8	15	1	1	3
1998	Phoenix	.294	8	34	9	10	2	0	1	5	0	0	0	5	0	2	1	0
	San Francisco	.266	122	413	54	110	27	2	9	49	5	2	2	31	62	3	3	10
1999	San Francisco	.281	152	558	68	157	23	1	22	80	3	5	5	43	71	2	3	28
Minor Totals		.291	460	1648	273	480	83	15	30	228	27	19	8	239	207	52	47	86
M.L. Totals		.270	434	1410	169	380	68	4	41	178	16	12	8	108	202	11	8	51

DIVISION SERIES RECORD

Year	Club	AVG	G	AB	R	H	2B	3B	HR	RBI	SH	SF	HP	BB	SO	SB	CS	E
1997	SF vs. FLA	— Did Not Play —																

AURILIA VS. 2000 OPPONENTS

	1999					CAREER				
	AVG	AB	H	HR	RBI	AVG	AB	H	HR	RBI
vs. Arizona	.357	42	15	5	10	.320	75	24	5	16
Atlanta	.265	34	9	1	5	.294	85	25	3	10
Chicago	.125	32	4	0	1	.173	98	17	2	9
Cincinnati	.286	35	10	1	5	.248	105	26	2	14
Colorado	.270	37	10	2	11	.337	101	34	6	23
Florida	.250	36	9	0	2	.265	83	22	3	8
Houston	.161	31	5	1	2	.210	62	13	1	5
Los Angeles	.298	47	14	1	7	.250	80	20	1	8
Milwaukee	.393	28	11	0	3	.360	50	18	0	5
Montreal	.200	20	4	1	1	.211	76	16	1	7
New York	.308	26	8	1	7	.198	81	16	1	11
Philadelphia	.111	27	3	1	2	.237	80	19	1	5
Pittsburgh	.281	32	9	1	8	.281	96	27	3	17
St. Louis	.233	30	7	1	2	.287	115	33	1	9
San Diego	.457	46	21	3	8	.331	118	39	4	17
San Francisco	—	—	—	—	—	—	—	—	—	—
Anaheim	.375	8	3	0	1	.240	25	6	1	5
Oakland	.304	23	7	3	5	.265	34	9	3	5
Seattle	.308	13	4	0	0	.333	27	9	2	2
Texas	.164	11	4	0	0	.368	19	7	1	2
Interleague	.327	55	18	3	6	.295	105	31	7	14

AURILIA'S CAREER IN BALLPARKS

	AVG	AB	H	HR	RBI		AVG	AB	H	HR	RBI
at Arizona	.326	43	14	3	10	at New York	.268	41	11	0	7
Atlanta	.333	36	12	2	4	Philadelphia	.261	46	12	0	3
Chicago	.164	61	10	1	6	Pittsburgh	.260	50	13	1	7
Cincinnati	.269	52	14	1	7	St. Louis	.279	61	17	1	8
Colorado	.471	51	24	5	17	San Diego	.415	53	22	2	8
Florida	.194	36	7	3	6	San Francisco	—	—	—	—	—
Houston	—	—	—	—	—	Anaheim	.214	14	3	1	4
Los Angeles	.233	30	7	1	7	Oakland	.200	20	4	1	3
Milwaukee	.348	23	8	0	4	Seattle	—	—	—	—	—
Montreal	.226	31	7	1	2	Texas	.364	11	4	0	0

AURILIA BY MONTH

	1999					CAREER				
	AVG	AB	H	HR	RBI	AVG	AB	H	HR	RBI
In March/April	.316	76	24	4	15	.295	183	54	4	20
May	.289	90	26	5	15	.275	229	63	12	41
June	.274	106	29	3	11	.275	229	63	9	33
July	.291	86	25	4	9	.263	186	49	6	19
August	.210	105	22	2	11	.238	302	72	3	28
Sept./Oct.	.322	95	31	4	19	.281	281	79	7	37
Before ASB	.300	303	91	13	44	.284	686	195	27	98
After ASB	.259	255	66	9	36	.256	724	185	14	80

AURILIA'S STATISTICAL BREAKDOWN

	1999					CAREER				
	AVG	AB	H	HR	RBI	AVG	AB	H	HR	RBI
Home	.273	275	75	9	26	.259	707	183	16	70
Road	.290	283	82	13	54	.280	703	197	25	108
Day	.285	242	69	6	37	.277	632	175	15	92
Night	.278	316	88	16	43	.263	778	205	26	86
Grass	.289	464	134	18	66	.275	1185	326	36	154
Turf	.245	94	23	4	14	.240	225	54	5	24
vs. LHP	.296	142	42	5	22	.276	370	102	14	49
vs. RHP	.276	416	115	17	58	.267	1040	278	27	129
RISP	.285	151	43	5	57	.273	363	99	7	130
as Pinch Hitter	.333	3	1	0	2	.389	18	7	0	6
as Designated Hitter	—	—	—	—	—	—	—	—	—	—

AURILIA'S CAREER FIELDING

Position	PCT.	G	PO	A	E	TC	DP	PB
Second Base	1.000	11	16	18	0	34	8	—
Shortstop	.969	405	554	1058	51	1663	235	—

CAREER TRANSACTIONS

- Selected by Texas in the 24th round of the June 1992 draft.
- Acquired from Texas with Desi Wilson (IF) in exchange for John Burkett (RHP), Dec. 24, 1994.
- Placed on 60-day Disabled List Sept. 24, 1996-end of season with stress fracture lower back.
- Placed on Disabled List July 10-19, 1998 with strained left groin.

Rules of Interest

RELIEF PITCHERS' SAVE RULE: A pitcher is credited with a Save when he meets all three of the following conditions: 1) he is the finishing pitcher in a game won by his club, 2) he is not the winning pitcher, and, 3) he qualifies under one of the following conditions: a) he enters the game with a lead of no more than three runs and pitches for at least one inning, or, b) he enters the game with the potential tying run either on base, at bat or on deck, or, c) he pitches effectively for at least three innings.

PLAYER LIMITS: 40, until Opening Day, when the number must be reduced to 25, until September 1, when it again becomes 40.

FIELDING CHAMPIONSHIP QUALIFICATIONS: The individual fielding champions shall be the fielders with the highest fielding average at each position, provided:

- (1) A catcher must have participated as a catcher in at least one-half the number of games scheduled for each club in his league that season;
- (2) An infielder or outfielder must have participated at his position in at least two-thirds of the number of games scheduled for each club in his league that season;
- (3) A pitcher must have pitched at least as many innings as the number of games scheduled for each club in his league that season. EXCEPTION: If another pitcher has a fielding average as high or higher, and has handled more total chances in a lesser number of innings, he shall be the fielding champion.

CONSECUTIVE-GAME HITTING STREAKS: A consecutive-game hitting streak shall not be terminated if all the player's plate appearances (one or more) result in a base on balls, hit batsman, defensive interference or a sacrifice bunt. The streak shall terminate if the player has a sacrifice fly and no hit.

CAREER HIGHS

- **Most Hits:** 4 (5 times), last: July 7, 1999 at San Diego
- **Most RBI:** 5, June 16, 1999 at Colorado
- **Most Home Runs:** 2 (twice), last: June 4, 1999 vs. Oakland
- **Career Grand Slams:** 1, June 14, 1997 at Anaheim (off Allen Watson)
- **Longest Hitting Streak:** 12 games, April 26-May 10, 1996

Marvin Benard

OUTFIELDER



Pronunciation: (buh-NARD)

Birthdate: January 20, 1970

2000 Opening Day Age: 30

Birthplace: Bluefields, Nicaragua

Bats: Left **Throws:** Left **Height:** 5-9 **Weight:** 185

M.L. Service: 4 years, 16 days

How Obtained: Giants' #50 selection in the June 1992 draft.

Contract Status: Signed through 2000 (signed 2-year contract prior to 1999 season)

CAREER...completed 8th season of professional baseball in 1999, 5th on Major League level...assumed centerfield and leadoff role for club in 1999 after emerging as one of baseball's biggest surprises during 2nd half of '98 campaign...hit .371 in his last 66 games that year following trade of then-centerfielder Darryl Hamilton...has also been top pinch-hitter over career, going 33-for-109 (.303, 16 RBI) as PH lifetime...his 15 pinch-hits in 1997 (15-for-44, .341) were most by Giant since Ken Oberkfell set SF record with 18 in 1989...his 25 stolen bases in 1996 were highest total by Giants rookie since Dan Gladden swiped 31 in 1984...became only 6th Nicaraguan native to play in Majors, following Dennis Martinez (1976 -98, Baltimore, Montreal, Cleveland and Atlanta), Tony Chevez (1977, Baltimore), Al Williams (1980-84, Minnesota), David Green (1981-87, St. Louis and San Francisco) and Porfirio Altamirano (1982-84, Philadelphia and Chicago Cubs)...Green played for Giants in 1985...faced Martinez twice in 1998, going hitless in 2 at-bats vs. Majors' all-time leader in wins among Latin pitchers...

1999 SEASON...established new career-highs in HRs (16), runs scored (100), RBI (64), at-bats (562), 2Bs (36), 3Bs (5), stolen bases (27) and games played (149)...was presented 1999 "Willie Mac" Award, honor voted upon by Giants players, coaches and training staff as most inspirational player on team...annual award is named after Giant legend and Hall-of-Famer Willie McCovey...had team-high 27 stolen bases on year...was successful on 27 of 41 (65.9%) steal attempts...posted career-high 16 homers, smashing previous mark of 5 set in 1996...finished 3rd among NL leadoff men for RBI with 61...PH's Doug Glanville and HOU's Craig Biggio led circuit with 73 RBI each from #1 hole...scored team-high 100 runs on season, reaching milestone by tallying 2 runs on final day of campaign...hit safely in 4 of his last 8 pinch hit appearances, as he was 4-for-11 with 2 RBI as PH on year...reached base safely 16 times in 31 attempts when putting drag bunt in play (13 hits, 3 errors and 8 runs scored)...was 10th hardest player in NL to double-up, grounding into just 5 double plays in 558 at-bats (1 per every 112.4 at-bats)...posted 1st career 5-hit game Oct. 2 in Colorado, going 5-for-6 with 2B and 3 runs scored...also went 2-for-2 Oct. 3 against Rockies, as he hit safely in final 7 at-bats of year...by hitting in 7 consecutive at-bats, fell just 3 shy of NL record for most consecutive hits in season (held by many, most recently by CIN's Bip Roberts in 1992)...Giant record for most consecutive hits is 9, accomplished by Barry Bonds in 1998...slugged his career-high 16th home run Sept. 30 vs. Los Angeles, solo shot to lead off Giants' half of 1st inning (off Jeff Williams)...homer was last ever by Giant player at Candlestick Park as it came in last game played at 40-year-old ballpark (LA's Raul Mondesi later homered for final HR ever at 'Stick)...clout was his 6th career lead-off homer and 4th of 1999 (also May 23 vs. HOU's Jose Lima, Aug. 2 at AZ's Armando

Reynoso and Sept. 16 vs. FLA's Vladimir Nunez)...had career-high and team-best 12-game hitting streak from July 31-Aug. 14...during streak, hit .302 (16-for-53) with 8 runs, 3 2Bs, 3 HRs and 7 RBI...12-game stretch was later matched by Jeff Kent (Aug. 30-Sept. 11)...hammered pair of home runs Aug. 2 at Arizona for his 1st career multi-HR game...had 7 clouts in 34 games from June 12-July 24, after hitting just 2 in his 1st 56 on season...collected career-high 5 RBI June 19 vs. Chicago, finishing 2-for-5 with 2B, HR and 2 runs scored...start in Cincinnati April 5 marked his 1st Opening Day assignment of career....

1998...was great success story, proving to be key element in Giants' 2nd half offensive surge...led NL in leadoff on-base percentage for season, reaching at .442 clip (99-for-224)...as leadoff hitter on year (48 of his 58 starts), batted .356 (68-for-191) with 18 2Bs, 3B, 3 HRs, 26 RBI, 33 runs, 30 BBs and 9 SBs...batted .371 (73-for-197) with 18 2Bs, 3B, 2 HRs and 28 RBI in his last 66 games, hitting safely in 44 of 66 contests (beginning July 2)...assumed leadoff role July 31, hitting safely in 31 of 37 starts following deal that sent Darryl Hamilton to Rockies...was 57-for-153 (.373) with 16 2Bs, 3B, 2 HRs, 26 runs, 20 RBI over those 37 outings, with Giants winning 22 contests...clubbed his 2nd career leadoff home run Sept. 8 in San Diego, giving SF 1-0 lead with clout off Andy Ashby...became 1st Giant to accomplish feat since he did it July 11, 1996 at LA...finished evening 4-for-4, marking 5th career 4-hit game...prior to trade deadline deal, made just 17 starts in SF's initial 108 games while being used mostly as pinch hitter...finished year 12-for-44 (.273) with 7 RBI as PH, including 6 for his last 14...his .322 overall average in 1998 was 70 points higher than his .252 lifetime average entering season...played all 3 outfield positions, 64 in RF (48 starts), 12 in LF (3) and 9 in CF (6)...**1997**...made 1st appearance on Opening Day roster, remaining with club entire year except pair of brief stints at triple-A Phoenix (June 24-30 and Aug. 11-24) as club opted to carry extra pitchers...served as pinch-hitter in 49 of 83 games with SF, going 15-for-44 (.341) with 4 walks, HBP and 6 RBI in PH role...made 11 starts on year with SF (4 in CF, 6 in RF and 1 at DH), going 9-for-45 (.200) with 7 runs, 5 walks, HR and 2 RBI as starter...tied his career-high with 4 hits April 29 in St. Louis, scoring 3rd time in his career (last: July 2, 1996 vs. LA)...followed 4-hit contest with 3-hit effort next day, going 3-for-4 April 30 at Pittsburgh...games marked his only multi-hit affairs of season...slugged lone home run of season Sept. 13 at Florida (off Kevin Brown), snapping 2-year string of 185 at-bats without clout...was only Giant batter to reach base safely June 10 vs. Florida, being hit by pitch with 2 outs in 8th inning to break up Kevin Brown's bid for perfection...during time at Phoenix, hit .333 (20-for-64) with 5 RBI in 17 games...**1996**...spent most of season at Major League level, finishing 2nd on club in games played (135) to Barry Bonds (158)...made 118 starts (97 in CF and 21 in RF)...also finished 2nd on Giants in runs scored (89), steals (25) and walks (59)...ranked 3rd with 121 hits behind Bonds (159) and Matt Williams (122)...finished 3rd in fielding among NL centerfielders, posting .989 mark (3 errors, 263 total chances) behind St. Louis' Ray Lankford (.997) and Atlanta's Marquis Grissom (.997)...was final cut coming out of Spring Training...optioned to Phoenix March 30...was recalled from triple-A following April 9 game in Houston, serving as insurance for ailing Stan Javier while taking roster spot of optioned pitcher Chris Hook...started 98 of SF's final 114 games (20 in RF, 78 in CF), stretch which began May 28 when Glenallen Hill was disabled...reached base safely in 98 of his 118 starts, scoring runs in 60 games...slugged 3 HRs within 10-day period (July 11, 14 and 20), with all coming against LA...prior to recall, hit .389 (7-for-19) with 0 HRs and 4 RBI in 4 games with triple-A Firebirds...following season, played for Magallanes of Venezuelan Winter League...hit .313 with 9 2Bs, 2 HRs, 24 RBI and 12 SBs in 38 contests...**1995**...had contract purchased from triple-A Phoenix Sept. 5, marking 1st appearance in ML uniform...made 1st 6 ML starts in final week of season, hitting safely in each (11-for-29, .379), while batting leadoff and playing CF...moved into lineup after Deion Sanders left club to have arthroscopic surgery on his left ankle...drilled 1st ML HR Sept. 29 at Colorado off Mike Munoz to cap 5-run 9th in SF's 10-7 come-from-behind victory...collected 1st ML hit Sept. 11 at St. Louis off Mark Petkovsek as pinch hitter...made ML debut Sept. 5 vs. Montreal, grounding out as pinch-hitter in 8th off Greg Harris...prior to his recall, had spent entire season at Phoenix...finished with .306 batting average, 6 home runs, 10 stolen bases and 32 RBI in 111 games for Firebirds...tied for Firebirds' lead in triples (6), while finishing 2nd in runs scored (70), 3rd in home runs (6) and 4th in hits (115)...**1994**...posted .315 mark during 1st campaign at double-A level with Shreveport...bypassed San Jose, making jump from single-A Clinton...set then-career-bests in games (125), at-bats (454), hits (143) and doubles (32)...**1993**...spent 1st full professional season with Clinton and helped guide club to Midwest League Championship Series...finished 2nd on team with .301 mark...his average was good enough for 5th on circuit...scored 84 runs to pace Clinton, tying for 3rd in the league...his career-high 42 stolen bases were 5th highest total in SF organization...**1992**...opened professional career at short-season Everett....

A GIANT IN THE COMMUNITY...served as spokesman for Giants/CARECEN Health Fair in San Francisco's Mission District, which reaches nearly 500 Latino youth and adults with dental, blood pressure, glucose and bone marrow screenings...was honored with "Giving Heart" Award by American Heart Association in June, 1998 for his community service both in Bay Area and Nicaragua as well as his can-do attitude on baseball field...has spearheaded baseball equipment drive in Bay Area to assist youngsters in his Nicaraguan homeland...makes appearances on behalf of several other organizations, including Silver Tree Day Camp and Hispanic Chamber of Commerce...lends his time to San Francisco Unified School District, Roberto Clemente League, Latino Parents Association and San Mateo Barrios Unidos...visited James Lick Middle School in San Francisco in 1997 to address Spanish language program...also assists with Giants' Kids and Rewards Clubs activities...

PERSONAL...graduated from Bell (CA) High School in 1988...had his uniform number (#9) retired at Bell in December, 1999...attended L.A. Harbor (Wilmington, CA) Junior College and Lewis & Clark (Lewiston, ID) State College...was All-State at L.A. Harbor and All-America at Lewis & Clark...Lewis & Clark retired his #16 jersey in November, 1999...moved to United States from Nicaragua when he was 12...married (Allison Burk, Sept. 18, 1993)...has son (Isaac, Jan. 2, 1996) and daughter (Haley Marie, Sept. 17, 1998)...resides in Phoenix, AZ...

MARVIN LARRY BENARD

Year	Club	AVG	G	AB	R	H	2B	3B	HR	RBI	SH	SF	HP	BB	SO	SB	CS	E
1992	Everett	.236	64	161	31	38	10	2	1	17	1	0	6	24	39	17	3	3
1993	Clinton	.301	112	349	84	105	14	2	5	50	2	0	4	56	66	42	10	5
1994	Shreveport	.315	125	454	66	143	32	3	4	48	7	4	4	31	58	24	13	12
1995	Phoenix	.304	111	378	70	115	14	6	6	32	5	3	5	50	66	10	13	8
	San Francisco	.382	13	34	5	13	2	0	1	4	0	0	0	1	7	1	0	0
1996	Phoenix	.368	4	19	2	7	0	0	0	4	0	0	0	2	2	0	0	0
	San Francisco	.248	135	488	89	121	17	4	5	27	6	1	4	59	84	25	11	5
1997	San Francisco	.228	84	114	13	26	4	0	1	13	0	1	2	13	29	3	1	1
	Phoenix	.333	17	60	14	20	5	0	0	5	0	0	1	11	9	4	3	1
1998	San Francisco	.324	121	286	41	92	21	1	3	36	4	1	2	34	39	11	4	2
1999	San Francisco	.290	149	562	100	163	36	5	16	64	1	1	6	55	97	27	14	4
Minor Totals		.300	429	1402	265	421	75	13	16	152	15	7	20	172	238	107	42	29
M.L. Totals		.280	502	1484	248	415	80	10	26	145	11	4	14	162	256	47	30	12

DIVISION SERIES RECORD

Year	Club	AVG	G	AB	R	H	2B	3B	HR	RBI	SH	SF	HP	BB	SO	SB	CS	E
1997	SF vs. FLA	.000	2	2	0	0	0	0	0	0	0	0	0	0	1	0	0	0

BENARD VS. 2000 OPPONENTS

	1999					CAREER				
	AVG	AB	H	HR	RBI	AVG	AB	H	HR	RBI
vs. Arizona	.302	43	13	2	3	.273	55	15	2	4
Atlanta	.226	31	7	0	3	.167	96	16	0	5
Chicago	.344	32	11	2	12	.286	112	32	2	13
Cincinnati	.276	29	8	1	2	.214	84	18	1	6
Colorado	.420	50	21	0	6	.357	143	51	1	18
Florida	.242	33	8	1	4	.323	93	30	3	9
Houston	.300	30	9	1	2	.289	90	26	1	7
Los Angeles	.366	41	15	3	6	.278	126	35	6	15
Milwaukee	.156	32	5	0	2	.220	41	9	1	4
Montreal	.194	34	10	0	2	.230	87	20	0	5
New York	.231	26	6	1	2	.330	91	30	3	9
Philadelphia	.281	32	9	0	0	.349	86	30	0	7
Pittsburgh	.250	28	7	0	1	.244	86	21	0	4
St. Louis	.250	36	9	1	3	.284	102	29	1	9
San Diego	.263	38	10	3	11	.284	116	33	4	22
San Francisco	—	—	—	—	—	—	—	—	—	—
Anaheim	.333	9	3	0	0	.300	20	6	0	0
Oakland	.222	18	4	0	1	.179	28	5	0	2
Seattle	.714	7	5	1	3	.455	11	5	1	3
Texas	.231	13	3	0	1	.235	17	4	0	2
Interleague	.319	47	15	1	5	.263	76	20	1	7

BENARD'S CAREER IN BALLPARKS

	AVG	AB	H	HR	RBI		AVG	AB	H	HR	RBI
at Arizona	.281	32	9	2	2	at New York	.294	51	15	1	4
Atlanta	.222	36	8	0	3	Philadelphia	.432	44	19	0	6
Chicago	.241	58	14	1	4	Pittsburgh	.208	24	5	0	0
Cincinnati	.241	54	13	0	5	St. Louis	.315	54	17	0	4
Colorado	.350	80	28	1	9	San Diego	.263	57	15	2	12
Florida	.350	40	14	1	6	San Francisco	—	—	—	—	—
Houston	—	—	—	—	—	Anaheim	.200	10	2	0	0
Los Angeles	.254	67	17	4	9	Oakland	.214	14	3	0	2
Milwaukee	.176	17	3	0	2	Seattle	—	—	—	—	—
Montreal	.271	48	13	0	2	Texas	.231	13	3	0	1

BENARD BY MONTH

	1999					CAREER				
	AVG	AB	H	HR	RBI	AVG	AB	H	HR	RBI
In March/April	.301	83	25	1	9	.322	199	64	2	17
May	.250	96	24	1	5	.237	194	46	1	10
June	.318	85	27	2	12	.242	227	55	2	20
July	.315	92	29	5	14	.283	251	71	8	30
August	.286	112	32	4	16	.304	303	92	7	38
Sept./Oct.	.277	94	26	3	8	.281	310	87	6	29
Before ASB	.296	301	89	7	33	.270	692	187	8	58
After ASB	.284	261	74	9	31	.288	792	228	18	86

BENARD'S STATISTICAL BREAKDOWN

	1999					CAREER				
	AVG	AB	H	HR	RBI	AVG	AB	H	HR	RBI
Home	.294	272	80	9	32	.274	737	202	13	66
Road	.286	290	83	7	32	.285	474	213	13	78
Day	.298	275	82	9	38	.272	714	194	12	73
Night	.282	287	81	7	26	.287	770	221	14	71
Grass	.298	470	140	15	58	.274	1272	348	25	124
Turf	.250	92	23	1	6	.316	212	67	1	20
vs.LHP	.263	114	30	3	11	.253	241	61	4	21
vs.RHP	.297	448	133	13	53	.285	1243	354	22	123
RISP	.300	140	42	4	47	.282	323	91	6	114
as Pinch Hitter	.364	11	4	0	2	.306	108	33	0	16
as Designated Hitter	—	—	—	—	—	.000	8	0	0	0

BENARD'S CAREER FIELDING

Position	PCT.	G	PO	A	E	TC	DP	PB
Outfield	.985	401	787	15	12	814	2	—

CAREER TRANSACTIONS

- Selected by San Francisco in 50th round of June, 1992 Draft. Signed by John Shafer.

CAREER HIGHS

- **Most Hits:** 5, October 2, 1999 at Colorado
- **Most RBI:** 5, June 19, 1999 vs. Chicago
- **Most Home Runs:** 2, August 2, 1999 at Arizona
- **Career Grand Slams:** None
- **Longest Hitting Streak:** 12 games, July 31 - August 14, 1999

Barry Bonds

OUTFIELDER



Birthdate: July 24, 1964

2000 Opening Day Age: 35

Birthplace: Riverside, California

Bats: Left **Throws:** Left **Height:** 6-2 **Weight:** 210

M.L. Service: 13 years, 129 days

How Obtained: Signed as a free agent, Dec. 8, 1992.

Contract Status: Signed through 2001 (signed 6-year contract prior to 1993 season and 2-year extension with club option for 2001 prior to 1997 season; 2001 option exercised by Giants, July 30, 1999)

CAREER...8-time All-Star and Rawlings Gold Glove winner was named Player of Decade for 1990s by *The Sporting News*...3-time National League MVP hit .302 (1,478-for-4,894) with 1,091 runs scored, 299 2Bs, 42 3Bs, 361 HRs, 1,076 RBI and 343 SBs in 1,434 games during 1990s...ranks 22nd on all-time ML homer list with 445 HRs...is only player in ML history to collect 400 homers and 400 steals in career, ending 1999 with 445 HR and 460 stolen bases...only 3 other players have even reached 300-300 barrier: Willie Mays (660 HRs, 338 SBs), Andre Dawson (436 HRs, 314 SBs) and his father Bobby Bonds (332 HRs, 461 SBs)...seized his place in ML record book in 1993 by becoming 1st player ever to win league Most Valuable Player Award (BBWAA) for 3rd time in 4 seasons when he garnered 24 1st-place votes and 372 points en route to NL trophy...joined Jimmy Foxx ('32, '33 and '38), Joe DiMaggio ('39, '41 and '47), Stan Musial ('43, '46 and '48), Roy Campanella ('51, '53 and '55), Yogi Berra ('51, '54 and '55), Mickey Mantle ('56, '57 and '62) and Mike Schmidt ('80, '81 and '86) as 1 of only 8 players in baseball history to win MVP award 3 times...previously named MVP with Pittsburgh in 1990 and 1992, barely losing out to Terry Pendleton in '91 (274-259)...if 2 voters had reversed their votes for 1st and 2nd that year, Bonds would have won unprecedented 4 awards, not to mention 4 in a row...became 5th National Leaguer and 10th player overall to win MVP awards in successive seasons in 1993 (last was Dale Murphy in 1982-83)...became only 2nd member of 40-40 club in 1996 after clubbing 42 home runs and stealing 40 bases...is still only

1st National Leaguer to accomplish feat...Oakland's Jose Canseco in 1988 and Seattle's Alex Rodriguez in 1998 are only other members of club...with 40 HR and 37 stolen bases in 1997, became 1st player in Major League history to compile at least 40 home runs and 30 stolen bases in 2 different seasons...has reached 30-30 plateau 5 times in career (1990, '92, '95 and '96), joining his father Bobby (1969, '73, '75, '77 and '78) as only 5-time 30-30 men in ML history...only 6 other ML players have accomplished feat more than once: Willie Mays, Howard Johnson, Sammy Sosa, Ron Gant, Jeff Bagwell and Raul Mondesi (all twice)...Barry and his

3-Time MVPs

Player	Years
Jimmie Foxx	1943, '46 and '48
Joe DiMaggio	1939, '41 and '47
Stan Musial	1943, '46 and '48
Roy Campanella	1951, '53 and '55
Yogi Berra	1951, '54 and '55
Mickey Mantle	1956, '57 and '62
Mike Schmidt	1980, '81 and '86
Barry Bonds	1990, '92 and '93

father, Bobby (332 HRs), represent the ultimate show of power and speed in father-son pair, holding ML mark for HRs by father-son combo with 777...pair also holds same distinction for stolen bases with 921 thefts combined (Bobby 461, Barry 460)...with combined 2,323 RBI, Barry (1,299) and Bobby (1,024) are also tops for father-son runs driven in...holds Major League record with 298 intentional walks on career, surpassing home run king Hank Aaron (293) in 1999...his 42 career multi-homer contests (7 in 1999) is currently tied for 15th on all-time list (matching Ernie Banks and Reggie Jackson)...Lou Gehrig and Dave Kingman are tied for 13th with 43...is 1 of only 2 players in Majors to hit at least 20 homers in each year during 1990s, matching former Giant Matt Williams...collected 2,000th hit in 1999, becoming just 210th player in ML history and 47th to have

worn Giants uniform to reach milestone...currently has 2,010 hits on career, which ranks 205th on all-time list...is only 25th player in ML history to amass 2,000 hits and 400 home runs in career...finished with 140 career home runs at Candlestick Park, making him 3rd most prolific slugger in history of 40-year-old ballpark, trailing only Willie McCovey (236) and Willie Mays (203)...began year with 124 clouts in stadium and subsequently passed Matt Williams (129) on all-time list...also finished among Candlestick Park's all-time leaders in RBI (387 - 3rd), runs scored (401 - 4th), hits (526 - 8th), 2Bs (99 - T5th) and stolen bases (114 - 2nd)...in fan balloting during 1999 season, was named left fielder on San Francisco Giants All-Time team...was also named left fielder on 1990's All-Decade team in balloting among local media...was originally drafted by San Francisco in 2nd round of 1982 draft, but elected to attend Arizona State...

PLAYER OF 1990s...was named Player of Decade for 1990s by *The Sporting News*...past Player of Decade winners include: Stan Musial (1946-55), Ted Williams (1950-59), Willie Mays (1960-69), Pete Rose (1970-79) and Mike Schmidt (1980-89)...was only player in either league to receive MVP points in each year during 1990s...finished 3rd in decade for HRs, behind Mark McGwire (405) and Ken Griffey, Jr. (382)...also logged 3rd highest RBI total in 1990s, trailing only Albert Belle (1,099) and Griffey, Jr. (1,091)...won 8 Gold Gloves in left field...only Griffey, Jr. (10) and Greg Maddux (10) have more, at any position...

1999 SEASON...posted exceptional numbers despite playing with numerous injuries that limited him to career-low 102 games...suffered from left elbow injury, groin problem and knee inflammation...despite ailments, hit 34 home runs, marking 7th straight year and 8th overall he has reached 30-HR plateau...also marked 10th straight/12th overall with 20-or-more clouts...joined teammates Ellis Burks (31), J.T. Snow (24), Jeff Kent (23) and Rich Aurilia (22) as just 3rd 20-homer quintet in franchise history (also 1953 and 1963)...had 7 multi-homer games on season, matching AZ's Steve Finley for 2nd most in NL (STL's McGwire, 10)...posted 83 RBI, marking just 2nd time in last 10 years that he has not reached century mark (with only other blemish being strike-shortened 1994 campaign when he finished with 81)...however, was 1 of 5 Giants to drive in at least 80 on year, marking 1st time in franchise history that 5 teammates have done so...was joined by Kent (101), Snow (98), Burks (96) and Aurilia (80) in record-setting quintet...collected 2,000th career base hit Sept. 11 vs. Atlanta (4th inning 2B off Tom Glavine)...had season-ending arthroscopic surgery on his right knee Oct. 1, 40-minute procedure performed by Dr. Art Ting to repair medial cartilage and remove inflamed tissue...had 1st surgery of season April 20 (by Dr. Ting) to remove bone spur and repair damaged triceps tendon in left arm...was on DL April 18-June 8...missed majority of 1st half due to injury, as he was on Disabled List for only 2nd time in career after elbow surgery...prior to 1999, had played in 888 of 908 regular season games with Giants from 1993-98...missed 47 games while on DL, with SF going 25-22 during 52-day period...was activated from Disabled List prior to June 9 contest vs. Angels...had magical 16-game run from Aug. 15-31, homering in 10 contests with 4 multi-homer efforts...during hot streak, hit safely in 12 of 16 contests while going 23-for-63 (.365) with 2 2Bs, 14 HRs, 27 RBI and 24 runs scored...hit homers in back-to-back games 4 times during 16-game run, including each of final 3 games...despite not hitting 1st homer of month until Aug. 15, finished with 14 homers in August, most he has hit in any month during career (previous high was 11, 4 times)...Mays holds franchise record with 17 clouts in August of 1965...was issued his 293rd career intentional walk June 27 vs. Los Angeles (by Chan Ho Park), matching Hank Aaron for most in Major League history...earlier in year surpassed Aaron for NL standard, as home run king was issued 289 while in NL...prior to stint on DL, was off to strong start as he ranked among NL leaders in average (.366-8th), HR (+

Leading Father-Son Hitters in Major League History

HOME RUNS

777 Bonds(Bobby 332/Barry 445)
550 Griffey(Ken 152/Ken, Jr. 398)
442 Bell(Gus 206/Buddy 201/David 35)
407 Berra(Yogi 358/Dale 49)
378 Boone(Ray 151/Bob 105/Brett 106/Aaron 16)

RBI

2,323 Bonds(Bobby 1,024/Barry 1,299)
2,215 Bell(Gus 942/Buddy 1,106/David 167)
2,130 Boone(Ray 737/Bob 826/Brett 462/Aaron 105)
2,011 Griffey(Ken 859/Ken, Jr. 1,152)
1,708 Berra(Yogi 2,150/Dale 603)

STOLEN BASES

921 Bonds(Bobby 461/Barry 460)
782 Wills(Maury 586/Bump 196)
589 Alomar(Sandy 227/Roberto 340/Sandy, Jr. 22)
381 Sisler(George 375/Dick 6)
367 Griffey(Ken 200/Ken, Jr. 167)

6th), RBI (12-3rd) and runs (11-5th)...made 7th straight Opening Day start for Giants April 5 at Cincinnati, finishing 0-for-3 with 2 walks and run scored...was issued his 290th career intentional walk in contest (by Brett Tomko), establishing National League record...

1998...produced another outstanding season, garnering his 8th all-star selection...hit 30 HRs in season for 7th straight year and 8th time in his career...his 122 RBI were 3rd highest total of career (129 in 1996, 123 in '93) and marked 8th time he had reached 100-RBI plateau in 9 years (with only blemish being strike-shortened 1994 campaign when he finished with 81)...established new career standard for doubles with 44 on year, surpassing his 1993 total of 38...established National League record by reaching base in 15 consecutive plate appearances Aug. 31-Sept. 4, going 9-for-9 with 2 2Bs, 2 HRs, 5 RBI and 6 walks (2 intentional)...surpassed old mark of 14 set by LA's Pedro Guerrero from July 23-26, 1985...NY's John Olerud subsequently matched mark with effort ending Sept. 22...was selected NL Player of Week for Aug. 31-Sept. 6 after hitting .529 (9-for-17) with 7 runs scored, 2 2Bs, 2 HRs, 5 RBI...reached base safely via hit, walk or hit by pitch in 30 of his last 32 games (93.8%) and 139 of 156 on year (89.1%)...was 50-for-140 (.357) with 16 HRs, 40 RBI in his

Most Multi-Homer Games In ML History

	Player	No.
1.	Babe Ruth	72
2.	Willie Mays	63
3.	Hank Aaron	62
	Mark McGwire*	62
5.	Jimmie Foxx	55
6.	Frank Robinson	54
7.	Eddie Mathews	49
	Mel Ott	49
9.	Harmon Killebrew	46
	Mickey Mantle	46
11.	Willie McCovey	44
	Mike Schmidt	44
13.	Lou Gehrig	43
	Dave Kingman	43
15.	Barry Bonds*	42
	Ernie Banks	42
	Reggie Jackson	42
18.	Ralph Kiner	40
	Ken Griffey, Jr.*	40
20.	Andre Dawson	39
	Sammy Sosa*	39
22.	Juan Gonzalez*	38
23.	Stan Musial	37
	Ted Williams	37
	Albert Belle*	37

*-active players

last 43 games of campaign, 69-for-186 (.371) with 13 2Bs, 5 3Bs, 17 HRs, 54 RBI in his last 52 contests...was elected starter for 1998 All-Star Game (July 7 at Colorado), receiving 4th-most votes among National Leaguers (1,897,156) and 2nd most for N.L. outfielders...marked his 6th time elected starter for N.L. and 8th time overall on squad...appeared in his 8th All-Star Game July 7 at Coors Field and clubbed his 1st career HR in Mid-Summer Classic...drilled 3-run, 451-foot bomb off Cleveland's Bartolo Colon...finished evening 1-for-2 with HR, 3 RBI and walk...made his 6th straight Opening Day start for Giants March 31 in Houston, marking most Opening Day starts by leftfielder in SF history...Jeff Leonard is only other LFER to make as many as 5 opening assignments (1983-87) since team moved West...slugged his 8th career grand slam April 26 vs. Milwaukee...matched career-high with 4 walks (1 intentional, 0-for-1) April 27 vs. Pittsburgh...received ultimate sign of respect May 28 vs. Arizona, being issued intentional walk with bases loaded...walk forced in run to make score 8-7 with 2 out in 9th, whilee D-Backs claimed victory as next hitter (Brent Mayne) lined out to end contest...returned to lineup June 17 vs. Colorado, having missed previous 2 games due to severe neck spasms...his 2 days off marked only 2nd time as Giant he had missed consecutive contests, having previously sat out 2 straight May 5-6, 1994 (at LA)...later sat out Aug. 14-16 series vs. Florida as he dropped appeal on 3-game suspension...

...was given suspension by N.L. office for charging mound (after being hit by pitch from Ricky Bottalico) in contest Aug. 2 in Philadelphia...**1997**...had yet another All-Star/MVP-caliber season, finishing with .291 batting average, 40 home runs, 101 RBI, 37 stolen bases, 123 runs scored and 145 walks...logged 2nd 40-30 season and his 5th 30-30 season (SBs/HRs) of career (also 1990, '92, '95 and '96), matching his father Bobby for most in Major League history...was named to 1997 All-Star team, marking 7th year he has made NL squad...started game despite being named as reserve,

opening in left field in place of injured Kenny Lofton and going 0-for-2 with walk and stolen base...led NL in walks with 145 (34 intentional), having been issued at least 1 walk in 103 of 159 contests on campaign (64.8%)...also ranked 2nd in NL with .446 on-base percentage...was tied for 4th in NL for homers (40, 9 off lead), while ranking 3rd in runs scored (123) and tied for 4th in slugging pct. (.585)...slugged 32 home runs in his last 102 games (since June 8, 349 at-bats), after hitting just 8 in his initial 57 contests (183 at-bats)...of his 40 homers on year, 6 tied score and 13 gave SF lead...24 of his 40 roundtrippers were hit at Candlestick Park...marked 3rd time in his career he has reached 40-homer plateau (46 in 1993 and 42 in '96) and 3rd straight year/7th time in his career he has accomplished 100-RBI mark...his 123 runs scored marked 3rd straight year and 6th time in career he cleared 100 in season...hit pair of inside-the-park homers, Sept. 21 at San Diego (solo blast off Sterling Hitchcock) and April 23 vs. Atlanta (3-run shot off Tom Glavine)...marked 2nd and 3rd insiders of career, also circling bases as Pirate July 28, 1987 (off Philadelphia's Shane Rawley)...cracked 1,000 RBI barrier April 23, finishing with 3 on afternoon...with pair of stolen bases May 16 in Montreal, moved into 3rd place on all-time SF theft list with 138 as Giant...Darren Lewis also stole 138 in SF career...hammered his lone grand slam of season July 23 vs. Philadelphia (off Mark Leiter), 7th of his career...beginning Sept. 17, homered in 7 of final 11 games...during final 11 contests of year, was 11-for-32 (.344) with 2B, 2 3B, 7 HRs, 13 RBI, 16 walks and 13 runs scored...was also 39-for-125 (.312) with 6 2Bs, 2 3Bs, 12 HRs, 29 RBI and 34 runs scored in last 40 contests (from Aug. 15)...**1996**...led National League in walks (151), intentional walks (30), RBI ratio (4.0) and HR ratio (12.3)...was among league's top 5 in home runs (2nd - 42), slugging pct. (2nd - .308), on-base pct. (2nd - .461), runs scored (3rd - 122), RBI (4th - 129), stolen bases (4th - 40), total bases (5th - 159)...became only 2nd member of 40-40 club Sept. 27 in Colorado when he stole his 40th base in 3rd inning off Armando Reynoso and Jeff Reed...set National League mark for most walks in season with 151...broke record Sept. 25 in LA when he drew 149th on intentional free pass in 7th inning...Eddie Stanky and Jimmy Wynn held old NL record, logging 148 in 1945 (with Brooklyn) and 1969 (with Houston), respectively...Babe Ruth holds ML mark with 170 in 1923...Willie McCovey held former SF record with 137 walks in 1970, while Stanky earlier established franchise mark with 144 in 1950...established career-best for RBI with 129, while HR total is 2nd best of career (46 in 1993)...his 42 home runs is tied for 12th highest single season total in franchise history, also accomplished by Mel Ott in 1929...broke record for most RBI by SF leftfielder in season...Kevin Mitchell held old mark with 125 in 1989...franchise record by leftfielder is 132, established by Irish Meusel in 1922...was awarded his 6th Gold

40-40 Seasons

Player	Team	Year	G	SB	HR
Jose Canseco	OAK	1988	158	40	42
Barry Bonds	SF	1996	158	40	42
Alex Rodriguez	SEA	1998	161	42	46

Glove in 7 years...was named NL Player of Month for April, marking 5th time he had won award (July 1990 and '91, April '92 and '93)...finished April with 32 RBI, highest monthly total in his career...tied then-ML record for most HRs in April with his 11...Ken Griffey Jr. has since hit 13 in April 1997...11 still stands as NL record, matching 6 other players...reached base safely in 146 of his 158 games on year, while having scored or driven in runs in 92 contests...sat out Aug. 25 contest vs. Expos (due to aggravated lt. hamstring), snapping franchise record 357 consecutive games played streak...previously had not missed game since May 6, 1994 vs. LA...at time, was 2nd longest streak in majors behind Cal Ripken...was elected to start his 5th straight All-Star Game...finished 1-for-3 with RBI in July 9 contest...won MLB home run hitting contest day before, besting Mark McGwire in final round...following season, joined group of MLB All-Stars headed by Giants' Manager Dusty Baker on 8-game trip to Japan...hit .292 with 3 2Bs, 1 HR and 3 RBI as MLB All-Stars posted 4-2-2 (won-lost-tied) series victory...**1995**...led National League in walks (120) and on-base pct. (.431) while ranking amongst leaders in runs (2nd - 109), home runs (4th - 33), RBI (6th - 104), total bases (5th - 292), slugging pct. (5th - .577), extra base hits (tied for 3rd - 70) and outfield assists (tied for 4th - 12)...was leading NL vote-getter for All-Star Game, receiving 1,392,130 votes (BAL's Cal Ripken led ML with 1,698,524)...marked 2nd time he was NL's leading vote-getter (also in 1993), 4th consecutive year elected starter (also 1992-94) and 5th time he had made squad (also in 1990)...became 1st Giant to hit 30 home runs and steal 30 bases in season since his father Bobby did it in 1973...reached that distinction with 30th theft Sept. 22 vs. Colorado, accomplishing 30-30 feat for 3rd time in his career (also in 1990 and '92 with Pittsburgh)...was major reason Giants remained in playoff hunt until final weeks of season, despite loss of All-Star third baseman Matt Williams for 68 games...when Williams was in lineup, Bonds hit .305 (82-for-269) with 16 home runs and 52 RBI while drawing 53 free passes in 75 games...in 68 games Williams was not in starting lineup, clubbed 17 home runs and drove in 52 runs...however, Bonds was not given many

opportunities to hit, drawing 67 walks, an average of 0.97 free passes per game...also hit .282 (67-for-237) over that span...slugged his 30th homer of year Sept. 21 vs. Colorado off Joe Grahe, marking 4th straight year and 5th time in his career he had done so...also marked 50th time in franchise history a Giant has reached 30-HR plateau...of his 33 HRs on year, 17 tied game or gave SF lead, 13 came in 7th inning or later, and 6 occurred in 9th...posted his 5th 100-RBI campaign in 6 years...led NL in intentional walks for 4th straight year, drawing 22...was amongst senior circuit's top run producers, ranking 5th in home run ratio with a HR every 15.3 at-bats (33 HR, 506 AB)...produced RBI every 4.9 at-bats (104 RBI), good enough for 6th in National League...once again proved to be Giants' top hitter in clutch, batting at .325 clip (38-for-117) with 7 doubles, 3 triples, 4 home runs and 46 RBI with runners in scoring position...with his steal of 2nd June 28 vs. Colorado, Barry and his father, Bobby, established ML record of 783 stolen bases by a father-son combination, held previously by Maury (586) and Bump (196) Wills...slugged 9th HR of year June 8 vs. New York off Dave Mlicki, marking 600th combined HR for Barry and his father Bobby (332)...went 0-for-3 for victorious NL club at All-Star Game...**1994**...despite playing with bone spur in right elbow suffered in early May, was projected to post power numbers greater than 1993's MVP season before players' strike wiped out final 7 weeks of '94 campaign...after 113 games, was on pace to hit 52 HRs and drive in 114 runs (had NL-high 46 HRs and 123 RBI in '93)...finished 4th in NL MVP

***The Sporting News'* Players of the Decade**

Stan Musial.....	1946-55
Ted Williams	1950-59
Willie Mays	1960-69
Pete Rose	1970-79
Mike Schmidt	1980-89
Barry Bonds.....	1990-99

ballotting...named to *The Sporting News*, Associated Press and *Baseball America* Post Season All-Star squads...earned NL Silver Slugger Award, representative of one of NL's top outfielders...was voted to his 3rd straight start (4th overall appearance) in All-Star Game...earned his 5th straight Gold Glove...NL managers ranked him 2nd-best hitter and defensive outfielder in *Baseball America's* 1994 midseason poll...ranked among NL's top 10 in 11 individual categories, including 1st in walks (74) and intentional walks (18); 3rd in HRs (37), slugging pct. (.647) and outfield assists (10, tied); 4th in runs scored (89); 5th in

total bases (253); 6th in stolen bases (29) and 9th in RBI (81)...batted .408 (40-for-98) with 14 HRs, 27 RBI, 29 runs scored, 16 walks and 11 stolen bases (14 att.) over 26 games after All-Star Break...slugged 37th and final HR of season Aug. 7 at Houston, giving him 6 HRs in his final 10 contests...finished with flurry, hitting .347 (60-for-173) with 22 HRs and 43 RBI over his last 45 games...homered in 10 of his last 25 games (14 HRs total) and 17 of his last 45 contests (22 HRs total)...clubbed 3 HRs in game for 1st time in ML career Aug. 2 vs. Cincinnati, going 4-for-5 with single and 4 RBI...was 1st Giant to hit 3 HRs in game since Kevin Mitchell turned trick at Pittsburgh May 25, 1990...last Giant to belt 3 at 'Stuck was Darrell Evans vs. Houston, June 15, 1983...he and Matt Williams (43), despite strike-shortened season, were 3rd-most prolific HR tandem in SF history, combining for 79 HRs to trail 91 by Willie Mays (52) and Willie McCovey (39) in '65 and 86 by Orlando Cepeda (46) and Mays (40) in '61...also batted .388 (40-for-103) with 14 HRs and 28 RBI in 27 contests with Darryl Strawberry batting 2 slots behind him in 5th hole...with 29 SBs, joined Darren Lewis (30) and Royce Clayton (23) in the 20-SB club, marking 1st time Giants have featured trio of 20-SB men since 1919 (George Burns 40, Ross Youngs 24, Benny Kauff 21)...HR off Shawn Boskie at Philadelphia July 18 was his 28th of year and 250th of ML career...underwent successful surgery to remove bone chip Sept. 23 at Menlo Park's Recovery Inn, with team physician Warren King performing operation...suffered injury May 4 on pitch by NY's Eric Hillman that struck him under protective guard...**1993**...named Associated Press Major League Player of Year and also voted to UPI and *The Sporting News* NL All-Star teams and Associated Press Major League All-Star team...his .336 average was higher than any of the other 27 NL players who have won the homer and RBI titles in same season since 1937...won 4th straight Gold Glove...average, HRs and runs scored (129) were all career highs...became 1st player to lead NL in both slugging and on-base percentage since Mike Schmidt in 1981...Elias Sports Bureau's computer rankings, which are used to determine compensation to teams for free agents, ranked Bonds No. 1 in majors with 98.765 rating (on a scale of 100) based over 2 years ('93 and '92)...next highest were Atlanta's Greg Maddux (97.679) and Chicago's Frank Thomas (96.667)...won prestigious 1993 S. Rae Hickok Award as nation's top professional athlete...hit .333 over his final 16 pressurized games of season with 6 homers, 7 doubles, 21 RBI and .860 slugging percentage...was 1993's leading vote-getter in fan balloting (3,074,603 votes) for 64th All-Star Game, becoming only 2nd Giants player to accomplish that feat (Will Clark also led in 1989)...joined Joe Medwick, Al Simmons, Ted Kluszewski and Ernie Banks as only players ever to hit 2 doubles in an All-Star Game...was among league leaders in almost every offensive category.

Bonds' Milestones in Reach

Games	10 for 1,000 as Giant 104 for 10th on SF list 111 for 9th on SF list 124 for 7th on SF list 130 for 6th on SF list	Triples	1 for 10th on SF list 4 for 9th on SF list 5 for 8th on SF list 8 for 6th on SF list 10 for 4th on SF list
At-Bats	14 for 7,000 339 for 10th on SF list 431 for 9th on SF list	Home Runs	21 to pass Dave Winfield for 20th on all-time list 31 for 300 as Giant 55 for 500
Hits	8 for 9th on SF list 66 for 8th on SF list 90 for 7th on SF list 116 for 6th on SF list 161 for 5th on SF list	RBI	6 to pass Enos Slaughter for 75th on all-time list 11 to pass Paul Waner, Jose Canseco for 70th on all-time list 18 for 9th on franchise list 24 for 3rd on SF list/8th on franchise list 28 to pass Al Oliver for 65th on all-time list 42 to pass Gary Gaetti for 60th on all-time list 57 for 800 as Giant 62 for 7th on franchise list 74 to pass Chili Davis for 55th on all-time list 108 to pass Robin Yount for 50th on all-time list 109 for 6th on franchise list 137 to pass George Davis for 45th on all-time list
Runs	6 to pass Herman Long for 60th on all-time list 45 for 1,500 50 to pass Nap Lajoie for 55th on all-time list 61 to pass Sam Rice for 50th on all-time list 91 to pass Max Carey, George Davis for 45th on all-time list 125 to pass Rogers Hornsby for 40th on all-time list	Stolen Bases	2 to pass Bobby Bonds for 40th on all-time list 2 for 2nd on SF list 15 for 7th on franchise list 22 for 6th on franchise list 36 to pass Clyde Milan, Willie Keeler for 34th on all-time list 40 for 500
Walks	70 for 1,500 74 to pass Eddie Collins for 15th on all-time list	Extra Base Hits	11 for 6th on franchise list 14 for 5th on franchise list
Doubles	3 to pass Buddy Bell, Sherry Magee, George Sisler, Chili Davis for 84th place on all-time list 10 to pass Tim Wallach, Joe Carter for 79th on all-time list 14 to pass Joe Sewell, Cesar Cedeno for 74th on all-time list 18 to pass Luke Appling, Roberto Clemente, Steve Garvey for 70th on all-time list 22 to pass George Burns for 65th on all-time list 23 for 5th on SF list 32 to pass George Davis for 60th on all-time list 35 for 4th on SF list 43 to pass Jim Bottomley for 55th on all-time list		

including 4th in average (.336), 1st in home runs (46), 1st in RBI (123), 1st in slugging pct. (.677), 1st in on-base pct. (.458) and 2nd in runs scored (129)...his average, home run and RBI totals would have been good enough to capture NL Triple Crown in 5 of previous 7 years (1992, '91, '90, '87 and '86)...baseball hasn't had triple crown winner since Carl Yastrzemski in '67 and the NL hasn't had one since Joe "Ducky" Medwick in '37...his .677 slugging percentage was highest in franchise history...slugged his 40th HR of season Sept. 2 in Atlanta, becoming only 14th player in franchise history to accomplish that feat (Kevin Mitchell had been last with 47 in 1989)...his 123 RBI marked 4th straight year with 100 RBI-or-more and established new career-high (previous high was 116, set in 1991)...his 46 HRs also surpassed his previous career-high of 34, set in 1992 with Pittsburgh...also became 1st player in franchise history to hit over 30 HRs in his 1st season as a Giant...21 of his 46 HRs either tied game or gave SF lead (8 tied/13 the lead)...was walked intentionally ML-leading 43 times in season, 2nd-highest total for season in ML history...all-time mark is 45, set by ex-Giant Willie McCovey in 1969...failed to reach base in game only 16 times in his 156 starts on

300-300 Club (Home Runs/Stolen Bases)

Player	HR	SB
Willie Mays	660	338
Andre Dawson	436	314
Barry Bonds	445	460
Bobby Bonds	332	461

year...scored 5 runs on Aug. 4 at San Diego, tying SF franchise mark set by Willie Mays twice in 1964...stole 3 bases Aug. 20 vs. Florida, marking 1st Giant to steal 3 bases in game since Darren Lewis Sept. 16, 1991...earned NL Player of Month honors for April (.431, 7 HRs, 25 RBI)...**1992**...won 2nd NL MVP award in 3 years...ranked among NL leaders in average (T6th), home runs (2nd with career-high 34), RBI (4th), walks (1st), intentional walks (1st with 32, breaking Roberto Clemente's Pirates club mark), runs (1st), doubles (T9th), stolen bases (9th with 39), on-base pct. (1st), slugging pct. (1st), extra base hits (1st) and home run ratio (1st, 1 every 13.9 at-bats)...named NL Player of Month for April (.317, 7 HRs, 17 RBI in 18 games)...was member of NL All-Star team for 2nd time and elected a starter for 1st time...went 7-for-14 with 13 walks, 4 homers, 7 RBI and 10 runs scored during 1st week of September to grab NL Player of Week honors...was placed on DL for 1st time June 15 after straining muscle in his right side...reinstated July 3 after missing 18 games...appeared in 1,000th career game Sept. 22 at St. Louis...drove in 500th run July 12 vs. Cincinnati...hit .473 during career-high 15-game hitting streak from Sept. 12-26...won his 3rd straight Rawlings Gold Glove Award...hit .261 with HR in 7 games in NLCS vs. Atlanta...**1991**...finished 2nd to ATL's Terry Pendleton in NL MVP voting...ranked 3rd in NL with 13 outfield assists...shared NL Player of the Week honors with Will Clark for week ending July 14...2nd in NL in sacrifice flies and intentional walks...RBI ratio of 1 every 4.4 at-bats was best in majors...**1990**...won National League Most Valuable Player Award from BBWAA, also Major League Player of Year Award from *The Sporting News*...named to NL All-Star team for 1st time...became 2nd player in ML history to hit 30 home runs and steal 50 bases in same season (Eric Davis of Cincinnati in 1987 was other)...led NL with .565 slugging percentage, ranked 2nd in walks and 3rd in stolen bases...tied for lead in outfield assists with 14...was named NL Player of Week for April 23-29 and Player of Month for July...**1989**...finished 2nd in NL with 14 outfield assists...**1988**...was 42-for-121 (.347) leading off 1st inning with 8 home runs...named NL Player of Week April 11-17...injured his left knee June 17 at St. Louis, undergoing arthroscopic surgery Sept. 28...**1987**...opened year in center field but switched to left on May 30...homered in 4 straight games (total of 5 HRs) Aug. 18-21...**1986**...hit .311 in 44 games at Hawaii before his contract was purchased by Pirates May 30...led NL rookies in homers, RBI, stolen bases and walks...1st ML hit was double May 31 off Rick Honeycutt of Dodgers...hit 1st ML home run June 4 off Craig McMurtry at Atlanta...**1985**...began pro career at Prince William after being chosen in 1st round (6th overall pick) of draft by Pittsburgh...named Carolina League Player of Month for July...

BASEBALL BLOODLINE...former Giants' hitting coach Bobby Bonds is his father...he and his father hold the all-time father-son HR record with 777 (Bobby 332/Barry 445)...Bobby played 14 years in the Majors, including 7 with the Giants (1968-74)...Barry and Bobby are 2 of only 8 players in ML history to enjoy multiple 30-HR, 30-steal seasons...senior and junior Bonds are only players ever to hit 30 HRs and steal 30 bases 5 times during a career...2 have also accounted for 11 Gold Glove awards (Barry 8, Bobby 3)...by age of 4, Barry was regular visitor to Candlestick Park, as his mother, Pat, would drive him and his brother, Rickey (now 31), to stadium on game days and they would play catch with Barry's godfather, future Hall-of-Famer Willie Mays...Bonds children would also shag flies and run around clubhouse...his father attended Barry's games at San Carlos (CA) Little

League and later at Serra High, but he seldom sat in stands for fear of stealing crowd's attention, instead parking his car behind some trees...

A GIANT IN THE COMMUNITY...along with Cal Ripken and Alex Rodriguez, is national spokesperson for Baseball Tomorrow Fund...appeared in public service announcements designed to promote and enhance growth of youth baseball...under auspices of Barry Bonds Family Foundation, he's spearheaded bone marrow campaign, 2-year drive to register 1,000 African Americans and raise \$250,000 for families whose loved ones have Leukemia or related blood disorders...as board member of San Francisco United Way, has done public service announcement about campaign, featuring his special teenage friend, Anthony "Lee" Franklin, a near straight-A student and star shortstop/pitcher on Oakland's 1996 Babe Ruth League national championship team, who was diagnosed with leukemia...has appeared on billboard for California Police Activities League's "Stop Youth Violence" campaign...was honored at special tribute dinner in November 1996 by the Adopt-A-Special Kid organization after having donated \$100,000 to AASK since 1993...San Francisco Mayor Willie Brown also proclaimed that day as "Barry Bonds Day" in San Francisco...during seasons at Candlestick, purchased 50 bleacher seats per game for 42 dates during summer vacation months of June, July and August establishing "The Bonds Squad," section for "Make-a-Family" program...in addition, has pledged \$10,000 each year to AASK and \$100 for each home run, stolen base and RBI each season...also in 1994, helped raise another \$12,500 for AASK by co-hosting celebrity baseball game ("Field of Dreams") with singer Michael Bolton...in 1993, also co-hosted Thanksgiving special on Prime Network to help raise funds for fire victims of Southern California...autographed baseballs and bats which were donated to United Way to further help fire victims...was honored in 1995 by Cardiac Arrhythmias Research and Education Foundation for his work with young athletes and his interest in combating sudden cardiac deaths...

ASPIRING ACTOR...member of Screen Actors Guild who's had cameo roles (playing himself) in full-length film, "Rookie of the Year," directed by actor Daniel Stern, and the CBS made-for-TV movie "Jane's House," which starred James Woods and Anne Archer...in February 1993, was honored by American Cinema Awards Foundation as newly-elected president of ACAF Sports Division...legends Kirk Douglas and Willie Mays made presentation...also honored at 1994 ACAF Night of Stars extravaganza as one of that organization's top 10 supporters of last decade...played himself in episode of "In Living Color," as well as role in another Fox Network series, "Beverly Hills

Multiple 30-30 Seasons

Player	Team	Year	G	SB	HR
Willie Mays	NY (NL)	1956	152	40	36
	NY (NL)	1957	152	38	35
Bobby Bonds	SF	1969	158	45	32
	SF	1973	160	43	39
	NY (AL)	1975	145	30	32
Howard Johnson	CAL	1977	158	41	37
	CWS/TEX	1978	156	43	31
	NY (NL)	1987	157	32	36
	NY (NL)	1989	153	41	36
	NY (NL)	1991	156	30	38
Ron Gant	ATL	1990	152	33	32
	ATL	1991	154	34	32
Barry Bonds	PIT	1990	151	52	33
	PIT	1992	140	39	34
	SF	1995	144	31	33
	SF	1996	158	40	42
	SF	1997	159	40	37
Sammy Sosa	CHI (NL)	1993	159	36	33
	CHI (NL)	1995	144	34	36
Raul Mondesi	LA	1997	159	32	30
	LA	1999	159	36	33

90210"...has also played roles in both "Nash Bridges" and "Renegade"...has also appeared numerous times on national late-night talk shows, including Arsenio Hall, David Letterman and Jay Leno, as well as Billboard Music Awards special in November 1993....

PERSONAL...graduated from Serra (San Mateo, CA) High School in 1982...starred in baseball, basketball and football at Serra, school that has also produced Lynn Swann, Jim Fregosi and Gregg Jefferies...hit .404 over 3 varsity seasons, including .467 average as prep All-America his senior year...played 3 years for Arizona State University, hitting career .347 with 45 home runs and 175 RBI...named All-Pac 10 all 3 years, chosen to *The Sporting News* All-America Team as junior in 1985...tied NCAA record with 7 consecutive hits in College World Series as sophomore...was named to All-Time College World Series Team in 1996...born in Riverside, CA, where his father and Giants Manager Dusty Baker were also born and raised...his aunt, Rosie Bonds, once held U.S. women's record in 80-meter hurdles and was on '64 U.S. Olympic Team...Mays, Mickey Mantle, Kareem Abdul-Jabbar and Tony Dorsett were his childhood heroes...hobbies include weightlifting, martial arts and dancing...10-handicap golfer...married (Liz Watson, Jan. 10, 1998)...has son (Nikolai) and 2 daughters (Shikari and Aisha Lynn)...resides in Los Altos Hills, CA....

BARRY LAMAR BONDS

Year	Club	AVG	G	AB	R	H	2B	3B	HR	RBI	SH	SF	HP	BB	SO	SB	CS	E
1985	Pr. William	.299	71	254	49	76	16	4	13	37	1	4	0	37	52	15	3	5
1986	Hawaii	.311	44	148	30	46	7	2	7	37	0	3	2	33	31	16	5	2
	Pittsburgh	.223	113	413	72	92	26	3	16	48	2	2	2	65	102	36	7	5
1987	Pittsburgh	.261	150	551	99	144	34	9	25	59	0	3	3	54	88	32	10	5
1988	Pittsburgh	.283	144	538	97	152	30	5	24	58	0	2	2	72	82	17	11	6
1989	Pittsburgh	.248	159	580	96	144	34	6	19	58	1	4	1	93	93	32	10	6
1990	Pittsburgh	.301	151	519	104	156	32	3	33	114	0	6	3	93	83	52	13	6
1991	Pittsburgh	.292	153	510	95	149	28	5	25	116	0	13	4	107	73	43	13	3
1992	Pittsburgh	.311	140	473	109	147	36	5	34	103	0	7	5	127	69	39	8	3
1993	San Francisco	.336	159	539	129	181	38	4	46	123	0	7	2	126	79	29	12	5
1994	San Francisco	.312	112	391	89	122	18	1	37	81	0	3	6	74	43	29	9	3
1995	San Francisco	.294	144	506	109	149	30	7	33	104	0	4	5	120	83	31	10	6
1996	San Francisco	.308	158	517	122	159	27	3	42	129	0	6	1	151	76	40	7	6
1997	San Francisco	.291	159	532	123	155	26	5	40	101	0	5	8	145	87	37	8	5
1998	San Francisco	.303	156	552	120	167	44	7	37	122	1	6	8	130	92	28	12	5
1999	San Francisco	.262	102	355	91	93	20	2	34	83	0	3	3	73	62	15	2	3
Minor Totals		.303	115	402	79	122	23	6	20	74	1	7	2	70	83	31	8	7
S.F. Totals		.302	990	3392	783	1026	203	29	269	743	1	34	33	819	522	209	60	33
M.L. Totals		.288	2000	6986	1455	2010	423	65	445	1299	4	71	53	1430	1112	460	132	67

ALL-STAR GAME RECORD

Year	Club, Site	AVG	G	AB	R	H	2B	3B	HR	RBI	SH	SF	HP	BB	SO	SB	CS	E
1990	NL, Chicago-NL	.000	1	1	1	0	0	0	0	0	0	0	0	1	0	0	0	0
1992	NL, San Diego	.333	1	3	1	1	1	0	0	0	0	0	0	0	0	0	0	0
1993	NL, Baltimore	.667	1	3	2	2	2	0	0	0	0	0	0	0	0	0	0	0
1994	NL, Pittsburgh	.000	1	3	0	0	0	0	0	1	0	1	0	0	2	0	0	0
1995	NL, Texas	.000	1	3	0	0	0	0	0	0	0	0	0	0	1	0	0	0
1996	NL, Philadelphia	.333	1	3	0	1	0	0	1	0	0	0	0	0	0	0	1	0
1997	NL, Cleveland	.000	1	2	0	0	0	0	0	0	0	0	0	1	1	1	0	0
1998	NL, Colorado	.500	1	2	1	1	0	0	1	3	0	0	0	1	0	0	0	0
ASG Totals		.300	8	20	5	6	3	0	1	5	0	1	0	3	4	1	1	0

DIVISION SERIES RECORD

Year	Club	AVG	G	AB	R	H	2B	3B	HR	RBI	SH	SF	HP	BB	SO	SB	CS	E
1997	SF vs. FLA	.250	3	12	0	3	2	0	0	2	0	1	0	0	3	1	0	0

LEAGUE CHAMPIONSHIP SERIES RECORD

Year	Club	AVG	G	AB	R	H	2B	3B	HR	RBI	SH	SF	HP	BB	SO	SB	CS	E
1990	PIT vs. CIN	.167	6	18	4	3	0	0	0	1	0	0	0	6	5	2	0	0
1991	PIT vs. ATL	.148	7	27	1	4	1	0	0	0	0	0	0	2	4	3	0	1
1992	PIT vs. ATL	.261	7	23	5	6	1	0	1	2	0	0	1	6	4	1	0	0
LCS Totals		.191	20	68	10	13	2	0	1	3	0	0	1	14	13	6	0	1

BONDS VS. 2000 OPPONENTS

	1999					CAREER				
	AVG	AB	H	HR	RBI	AVG	AB	H	HR	RBI
vs. Arizona	.130	23	3	0	0	.235	68	16	2	10
Atlanta	.353	17	6	1	1	.279	484	135	23	80
Chicago	.323	31	10	4	12	.250	687	172	38	108
Cincinnati	.387	31	12	5	12	.324	466	151	45	117
Colorado	.308	13	4	0	2	.335	254	85	19	61
Florida	.278	18	5	0	1	.286	192	55	13	36
Houston	.500	10	5	2	4	.296	490	145	27	81
Los Angeles	.209	43	9	5	8	.258	542	140	32	87
Milwaukee	.421	19	8	4	7	.365	52	19	6	17
Montreal	.308	13	4	2	5	.309	692	214	48	124
New York	.136	22	3	1	2	.272	683	186	27	115
Philadelphia	.294	17	5	4	7	.307	615	189	51	139
Pittsburgh	.222	18	4	1	2	.279	219	61	11	33
St. Louis	.273	11	3	1	6	.268	622	167	29	99
San Diego	.200	35	7	2	5	.328	534	175	50	128
San Francisco	—	—	—	—	—	.278	245	68	15	43
Anaheim	.000	4	0	0	0	.174	23	4	1	2
Oakland	.222	9	2	0	3	.300	40	12	4	9
Seattle	.111	9	1	0	1	.226	31	7	0	3
Texas	.167	12	2	2	5	.243	37	9	4	7
Interleague	.147	34	5	2	9	.244	131	32	9	21

National League MVP Voting in 1990s

	Name	Total Points	Years Receiving Votes
1.	Barry Bonds	1,895.4	10
2.	Mike Piazza	992.5	7
3.	Jeff Bagwell	937.5	7
4.	Chipper Jones	657.0	5
5.	Matt Williams	650.2	4
6.	Larry Walker	617.8	6
7.	Terry Pendleton	590.3	2
8.	Sammy Sosa	577.4	5
9.	Bobby Bonilla	470.2	2
10.	Moises Alou	432.1	4

American League MVP Voting in 1990s

	Name	Total Points	Years Receiving Votes
1.	Frank Thomas	1,399.0	7
2.	Ken Griffey, Jr.	1,156.0	9
3.	Albert Belle	933.0	6
4.	Juan Gonzalez	923.0	6
5.	Cecil Fielder	616.0	4
6.	Mo Vaughn	587.0	6
7.	Roberto Alomar	581.0	6
8.	Rafael Palmeiro	460.0	9
9.	Nomar Garciaparra	452.0	3
10.	Dennis Eckersley	418.0	2

BONDS' CAREER IN BALLPARKS

	AVG	AB	H	HR	RBI		AVG	AB	H	HR	RBI
at Arizona	.205	44	9	1	3	at New York	.256	360	92	9	52
Atlanta	.244	45	11	1	5	Philadelphia	.304	319	97	25	73
Chicago	.280	361	101	23	57	Pittsburgh	.264	1833	484	88	271
Cincinnati	.338	240	81	28	69	St. Louis	.274	328	90	9	50
Colorado	.313	96	30	6	17	San Diego	.349	261	91	27	62
Florida	.296	98	29	5	18	San Francisco	—	—	—	—	—
Houston	—	—	—	—	—	Anaheim	.231	13	3	1	2
Los Angeles	.257	284	73	15	47	Oakland	.280	25	7	2	5
Milwaukee	.351	37	13	3	9	Seattle	—	—	—	—	—
Montreal	.314	341	107	26	66	Texas	.263	19	5	3	6

BONDS BY MONTH

	1999					CAREER				
	AVG	AB	H	HR	RBI	AVG	AB	H	HR	RBI
In March/April	.366	41	15	4	12	.273	907	251	59	171
May	—	—	—	—	—	.306	1158	354	72	221
June	.218	55	12	2	8	.278	1257	350	67	186
July	.233	73	17	10	29	.301	1216	366	88	269
August	.314	102	32	14	28	.279	1234	344	88	248
Sept./Oct.	.202	84	17	4	6	.287	1204	345	71	204
Before ASB	.270	115	31	9	27	.286	3721	1063	220	652
After ASB	.258	240	62	25	56	.291	3255	947	225	647

BONDS' STATISTICAL BREAKDOWN

	1999					CAREER				
	AVG	AB	H	HR	RBI	AVG	AB	H	HR	RBI
Home	.247	174	43	16	43	.286	3350	959	219	634
Road	.276	181	50	18	40	.290	3626	1051	226	665
Day	.244	164	40	12	39	.286	2576	737	171	490
Night	.277	191	53	22	44	.289	4400	1273	274	809
Grass	.251	315	79	29	71	.294	3721	1094	256	734
Turf	.350	40	14	5	12	.281	3255	916	189	565
vs.LHP	.266	128	34	12	25	.283	2445	693	136	447
vs.RHP	.260	227	59	22	58	.291	4531	1317	309	852
RISP	.250	84	21	4	40	.295	1619	478	89	796
as Pinch Hitter	.000	1	0	0	1	.208	48	10	2	8
as Designated Hitter	.091	11	1	1	3	.091	11	1	1	3

Giants All-Star Game Home Runs

Player	Date	Inning	Men on	Pitcher
Johnny Mize	July 8, 1947 at CHI (NL)	4	0	Fran Shea
Willie Mays	July 10, 1956 at WAS	4	1	Ed Ford
Willie Mays	July 13, 1960 at NY (AL)	3	0	Ed Ford
Willie Mays	July 13, 1965 at MIN	1	0	Milt Pappas
Willie McCovey (2)	July 23, 1969 at WAS	3	1	Blue Moon Odum
		4	0	Denny McClain
Dick Dietz	July 14, 1970 at CIN	9	0	Catfish Hunter
Bobby Bonds	July 24, 1973 at KC	5	1	Bill Singer
Will Clark	July 14, 1992 at SD	8	2	Rick Aguilera
Barry Bonds	July 8, 1998 at COL	5	2	Bartolo Colon

4-HIT GAMES (21)

5-RBI GAMES (14)

2-HR GAMES (42)

6/4/86 @ ATL
 7/10/87 vs. SD
 6/9/87 @ MON
 8/13/88 @ PHI
 4/4/89 @ MON
 4/27/90 @ SD
 9/13/90 @ NY
 4/18/93 vs. ATL
 5/5/93 vs. PHI
 8/18/93 @ PIT
 8/31/93 @ ATL
 5/21/94 @ CHI
 8/2/94 vs. CIN
 5/3/95 vs. LA
 6/7/95 vs. NY
 6/30/95 vs. SD
 6/13/96 vs. HOU
 6/30/96 vs. SD
 8/2/98 @PHI
 9/4/98 @LA
 8/20/99 @MIL

8/13/88 @ PHI
 8/6/90 @ PHI
 8/29/90 @ ATL
 5/16/92 vs. SD (6)
 4/15/93 vs. ATL
 7/8/93 @ PHI (6)
 10/1/93 @ LA (7)
 6/26/94 @ COL
 6/30/95 vs. SD
 4/10/96 @ HOU
 4/30/96 @ SD (6)
 7/15/97 @ SD
 7/26/99 vs. STL
 7/31/99 @ CIN

6/20/87 @ CHI
 8/18/87 @ CIN
 4/14/88 vs. PHI
 5/12/88 vs. LA
 8/13/88 @ PHI
 6/7/89 @ PHI
 4/27/90 @ SD
 9/14/90 @ MON
 9/19/90 @ CHI
 5/21/91 vs. STL
 8/12/91 vs. STL
 5/16/92 vs. SD
 4/29/93 vs. NY
 7/8/93 @ PHI
 7/30/93 @ COL
 8/15/93 @ CHI
 8/18/93 @ PIT
 9/25/93 vs. SD
 10/1/93 @ LA
 5/17/94 @ HOU
 6/26/94 @ COL

7/15/94 @ MON
 7/16/94 @ MON
 8/2/94 vs. CIN (3)
 6/30/95 vs. SD
 7/18/95 vs. FLA
 8/18/95 @ PHI
 4/27/96 vs. FLA
 4/30/96 @ SD
 9/11/96 vs. STL
 6/8/97 vs. ATL
 6/20/97 vs. LA
 7/15/97 @ SD
 8/9/98 vs. ATL
 8/30/98 @ PHI
 7/2/99 @ LA
 7/30/99 @ CIN
 7/31/99 @ CIN
 8/20/99 @ MIL
 8/25/99 @ CHI
 8/30/99 vs. PHI
 8/31/99 vs. PHI

GRAND SLAMS

- 5/22/90 @ HOU (off Dan Schatzeder)
- 5/16/92 vs. SD (off Greg Harris)
- 6/24/93 vs. COL (off Willie Blair)
- 5/8/94 vs. COL (off Armandó Reynoso)
- 4/30/96 @ SD (off Bob Tewksbury)
- 8/7/96 vs. CIN (off Scott Service)
- 7/23/97 vs. PHI (off Mark Leiter)
- 4/26/98 vs. MIL (off Jeff Juden)

ALL-STAR GAMES

- **1990 (Wrigley Field)**...Entered as replacement in LF...0-for-1
- **1992 (Jack Murphy Stadium)**...Elected starting LFER, batting 3rd...1-for-3, 2B, run scored
- **1993 (Camden Yards)**...ML's leading vote-getter...started in LF, batting 2nd...2-for-3, 2 2Bs, 2 runs scored
- **1994 (Three Rivers Stadium)**...Elected starting LFER...batted 3rd...0-for-3 with a sacrifice fly
- **1995 (The Ballpark at Arlington)**...NL's leading vote-getter...started in LF, batting 3rd...0-for-3 with a strikeout
- **1996 (Veterans Stadium)**...Elected starting LFER...batted 3rd...1-for-3 with RBI...won MLB Home Run Contest previous day, besting Mark McGwire...
- **1997 (Jacobs Field)**...Started in LF for injured Tony Gwynn...went 0-for-2 with walk and stolen base...
- **1998 (Coors Field)**...Elected starting LFER...batted 4th...hit 1st career All-Star home run off Bartolo Colon...became 2nd father-son combination to homer in All-Star Game...his father, Bobby, hit one in 1973 game at KC...Ken Griffey, Sr. (1980) and Ken Griffey, Jr. (1992) were 1st father-son combo...finished 1-for-2 with 3 RBI...

MILESTONES

- **1st hit:** 5/31/86 vs. LA (double off Rick Honeycutt)
- **500th hit:** 8/18/89 @ ATL (single off Tom Glavine)
- **1000th hit:** 4/18/93 vs. ATL (double off Mike Stanton)
- **1500th hit:** 6/10/96 vs. PIT (single off Esteban Loaiza)
- **2000th hit:** 9/11/99 vs. ATL (double off Tom Glavine)
- **1st HR:** 6/4/86 @ ATL (off Craig McMurtry)
- **100th HR:** 7/12/90 vs. SD (off Andy Benes)
- **200th HR:** 7/8/93 @ PHI (off Jose DeLeon)
- **250th HR:** 7/18/94 @ PHI (off Shawn Boskie)
- **300th HR:** 4/30/96 vs. FLA (off John Burkett)
- **350th HR:** 6/22/97 vs. LA (off Chan Ho Park)
- **400th HR:** 8/23/98 @FLA (off Kirt Ojala)
- **1st SB:** 6/7/86 vs. NY
- **100th SB:** 7/16/89 @ SF
- **200th SB:** 7/30/91 @ ATL
- **300th SB:** 7/26/94 vs. LA
- **400th SB:** 7/26/97 vs. PIT
- **1000th RBI:** 4/23/97 vs. ATL

BONDS' CAREER FIELDING

Position	PCT.	G	PO	A	E	TC	DP	PB
Outfield	.984	1960	4273	129	67	4273	16	—

CAREER TRANSACTIONS

- Selected by San Francisco in 2nd round of June, 1982 draft.
- Selected by Pittsburgh in 1st round (6th player chosen) in June, 1985 draft.
- Placed on Disabled List June 15-July 3, 1992 with strained right side.
- Granted free agency, October 26, 1992; signed with San Francisco, December 8, 1992.
- Placed on MLB suspended list, Aug. 14-16, 1998.
- Placed on Disabled List April 20-June 9 with left tricep tendon tear.

CAREER HIGHS

- **Most Hits:** 4 (21 times), last: August 20, 1999 at Milwaukee
- **Most Doubles:** 3 (twice), last: September 23, 1993 at Houston
- **Most Triples:** 1 (65 times), last: September 3, 1999 at Pittsburgh
- **Most Home Runs:** 3, August 2, 1994 vs. Cincinnati
- **Most Runs:** 5, August 4, 1993 at San Diego
- **Most Stolen Bases:** 3 (5 times), last: August 20, 1993 vs. Florida
- **Most Walks:** 4 (9 times), last: April 27, 1998 vs. Pittsburgh
- **Most Intentional Walks:** 3 (3 times), last: June 15, 1997 at Anaheim
- **Most Strikeouts:** 4 (3 times), last: July 22, 1999 vs. San Diego
- **Most RBI:** 7, October 1, 1993 at Los Angeles
- **Career Grand Slams:** 8, last: July 22, 1998 vs. Milwaukee (off Jeff Juden)
- **Longest Hitting Streak:** 12, June 9-25, 1990 (with Pittsburgh)

Ellis Burks

OUTFIELDER

Burks



Birthdate: September 11, 1964

2000 Opening Day Age: 35

Birthplace: Vicksburg, Mississippi

Bats: Right **Throws:** Right **Height:** 6-2 **Weight:** 205

M.L. Service: 12 years, 158 days

How Obtained: Acquired from Colorado in exchange for OF Darryl Hamilton, RHP Jim Stoops and player to be named later (RHP Jason Brester), July 31, 1998.

Contract Status: Signed through 2000 (signed 2-year contract prior to 1999 season)

CAREER...2-time All-Star was acquired by Giants from Colorado Rockies in 1998 trading deadline deal...San Francisco is his 4th Major League team after having played with Boston (1987-92), Chicago White Sox (1993) and Colorado (1994-98)...finished 3rd in 1996 National League MVP balloting when he established personal bests in every offensive category...with 40 home runs, 211 hits and 32 stolen bases in 1996, became just 2nd player in Major League history to accumulate 40 HRs, 200 hits and 30 stolen bases in same season, joining Hank Aaron (1963, Milwaukee Braves)...was selected to *The Sporting News* A.L. All-Star team in 1990 and N.L. All-Star team in 1996...is also 2-time Sporting News Silver Slugger Award winner (1990 and '96)...earned Gold Glove honors in 1990...currently has 261 career home runs, which is 113th on all-time ML list...with 10 grand slams, is tied for 6th in slams among current Major Leaguers, 3 back of leaders Harold Baines, Mark McGwire and Robin Ventura (13)...tied Major League record for most HRs in 1 inning, when he drilled 2 Aug. 27, 1990 in 4th inning at Chicago (AL) while with Boston...is lifetime .293 hitter in Majors with runners in scoring position (445-for-1519)...

1999 SEASON...posted impressive offensive numbers in 1st full season with Giants despite being limited to 120 games due to ailments in both legs...while playing with sore knees when active, still managed 31 homers and 96 RBI...was part of Giants' record-setting 20-plus homer and 80-plus RBI quintets...hammered 30th home run of year Sept. 24 vs. Arizona, 3-run blast in 1st inning (off Randy Johnson)...clout marked 3rd 30-homer campaign, having hit career-high 40 in 1996 and 32 in '97...slugged 250th career home run Aug. 8 at Atlanta (off Kevin Millwood)...with runners in scoring position, hit .378 (37-for-98) with 13 HR and 45 RBI...batting average with runners in scoring position ranked 3rd in NL...hit .625 (5-for-8) with bases loaded, 2nd best in NL...ranked 7th in senior circuit with .345 (40-for-116) average vs. left-handed pitching...was on Disabled List June 9-25, missing 15 games due to inflammation in right knee...hit safely in 44 of 67 contests with 24 homers after returning from

Active Grand Slam Leaders

	Player	Grand Slams
1.	Harold Baines	13
	Mark McGwire	13
	Robin Ventura	13
4.	Ken Griffey, Jr.	12
5.	Albert Belle	11
6.	Ellis Burks	10
	Eric Davis	10
	Manny Ramirez	10

Disabled List (June 26), going 67-for-214 (.313) with 35 runs scored, 8 2Bs, 67 RBI and 34 walks...had HR every 11.2 at-bats during that 67-game stretch...homered in 3 straight games in which he appeared Aug. 31-Sept. 3 (2 vs. Philadelphia and 1 at Pittsburgh)...was 3rd player to homer in pair of back-to-back-to-back home run episodes at Milwaukee Aug. 20 and Aug. 22...followed Ramon Martinez and Barry Bonds Aug. 20...2 days later, followed Bonds and Jeff Kent...was also involved when SF last accomplished feat on Aug. 2, 1998 at Philadelphia as he proceeded Bonds and Kent...prior to 1998, SF had not had 3 consecutive homers in game since 1982 (July 11 at Montreal, Reggie Smith, Milt May and Champ Summers)...collected 17th career multi-HR game (3rd in '99)

Touch 'Em All

Ellis Burks has homered in 34 different Major League ballparks in his career. He has yet to homer in seven ballparks that will be in operation in the 2000 season: Jacobs Field (Cleveland), Comerica Park (Detroit), Enron Field (Houston), Pacific Bell Park (San Francisco), SAFECO Field (Seattle), Tropicana Field (Tampa Bay) and The Ballpark at Arlington (Texas). Of those seven, the only park in which he has played and not homered is The Ballpark at Arlington (7 career at-bats). Below is a list of the five players who have homered in the most parks:

Player	Total HRs	Ballparks Homered In	No Homer Parks
Fred McGriff	390	36	5
Ellis Burks	261	34	7
Gary Gaetti	360	34	6
Mark McGwire	522	34	5
Devon White	190	33	5

stats courtesy of Bill Arnold/Sports Features Group

Aug. 10 at Florida...drilled 2 HRs off Vladimir Nunez...slugged his 10th career grand slam (1st as Giant) July 21 vs. San Diego, 3rd inning shot (off Sterling Hitchcock) to give SF 5-0 lead...finished evening 2-for-3 with HR, run and 5 RBI...was placed on 15-day Disabled List prior to June 9 game vs. Anaheim due to inflammation in his right knee...returned from DL in grand fashion, hitting safely in 9 of 1st 10 contests while slugging 7 home runs...matched career-high with 7 RBI June 29 vs. Colorado, finishing 3-for-4 with 2B, 2 HRs and 2 runs scored...marked 15th time in career he has homered twice in game (1st with SF) and 2nd time he has driven in 7 runs in contest (also June 10, 1987 at BAL)...smashed game-tying 2-run home run in 7th inning April 5 in season opener vs. Reds (off John Hudek), finishing afternoon 3-for-5 with 2B, 2 runs scored and 2 RBI... marked 1st Opening Day with SF, having come to Giants from Colorado July 31, 1998...

1998...produced another stellar season, splitting year between Colorado and San Francisco...was acquired by Giants July 31... hit safely in 27 of his 42 games with Giants, including 13 of last 22 contests (26-for-84 .310, 4 HRs, 16 RBI)...proved versatile in both field and batting order with Giants...appeared in 36 games in CF, while logging 10 contests in RF...finished with 21 home runs on campaign, including 5 with SF...reached 20-HR plateau for 5th time in his career (3rd consecutive)...hit comfort zone with SF toward end of August, going 23-for-59 (.390) with 3 2Bs, 3B, 4 HRs and 16 RBI in 16 games from Aug. 23-Sept. 11...however, was plagued by pair of ailments near end of regular season, suffering from ulcers and twisted left knee...was just 2-for-25 in his last 8 games, with both hits coming in 2-for-4 effort Sept. 19 vs. Los Angeles...hit .286 (102-for-357) with 22 2Bs, 5 3B, 16 HRs, 54 RBI and 3 SBs (10 attempts) in 100 games for Rockies...he started in CF (76 games, 2 errors) and LF (17, 3 errors) for Rox, while hitting safely in 65 of 100 games overall (65%)...in 19 games with Colorado following All-Star break, was hitting .358 (24-for-67) with 4 2Bs, 3B, 3 HRs and 15 runs scored...following season, had arthroscopic procedures performed on both knees...had his left knee operated on Sept. 30 to repair irregularities to patella ligament, while his right knee had similar procedure Oct. 28...both surgeries were performed by Dr. Richard Steadman...**1997**...was Rockies' Opening Day centerfielder but variety of injuries limited him to 106 starts...sprained left wrist and then sprained ankle caused him to miss 5 of 1st 14 games...bounced back to play in 61 of next 65 contests despite strained right groin...groin injury finally forced him onto Disabled List June 28...missed next 27 games before returning to active roster July 29...his average had dipped to .198 May 19 when hot week earned him his 4th career N.L. Player of Week honors...pushed his average up 39 points during 7-game stretch, going 10-for-23 with 5 HRs and 11 RBI...homered in 4 consecutive games May 20-23...when he was placed on DL, was hitting .253 with 17 HR and 49 RBI in 70 games...when he returned, hit at .326 clip over his final 49 games with 14 HRs and 31 RBI...his home run Aug. 20 at Cincinnati off Scott Sullivan was 200th of his Major League career...voted Rockie-of-the-Month in Sept., hitting .385 (35-for-91) with 7 HRs and 19 RBI in 22 games...had terrific season with runners in scoring position, hitting .324 (36-for-111) and was .317 hitter with 2 outs and runners in scoring position...**1996**...produced finest campaign of his career to date.

establishing personal best in every offensive category while finishing 3rd in National League MVP balloting...was named to Louisville Slugger "Silver Slugger" team as voted by managers and coaches in league...also earned Player of Year honors from Colorado chapter of BBWAA, leading NL in runs (142), slugging pct. (.639), extra-base hits (93) and total bases (392), while finishing 2nd in batting (.344), hits (211), doubles (45) and multi-hit games (65)...was 1 of just 2 players in majors to achieve at least 200 hits and 40 home runs, joining Boston's Mo Vaughn (just 6th time it has occurred in National League)...392 total bases were most in senior circuit since Hank Aaron had 400 in 1959 with Milwaukee...was named to his 2nd All-Star team (1st time in NL)...went 1-for-2 with 3B in Mid Summer Classic at Philadelphia...was 1 of Rockies' foursome that broke 100-RBI mark, tying NL record...his home run total, combined with Andres Galarraga and Vinny Castilla, grouped him with most prolific threesome in history when they totaled 127 HRs...became 2nd trio ever to achieve 40 HRs each...Burks was 1st Rockie to reach 30/30 status, swiping his 30th base on Sept. 12, 1 day before Dante Bichette hit his 30th home run...when he pilfered his 32nd base Sept. 28, it was 200th of year for Rockies, making Colorado 1st team in history to steal 200 bags and hit 200 home runs in single season...was named NL Player of Week on 3 occasions (May 13-19, June 17-23 and Sept. 9-15)...**1995**...was slowed by off-season wrist surgery...finally returned to action May 5...collected career hit # 1,000 July 6 at Coors Field off Montreal's Greg Harris...appeared in 2 games in N.L. Division Series vs. Atlanta, going 2-for-6 with 2B and 2 RBI...**1994**...signed with Colorado as free agent prior to season...promising start turned to disaster, as his 1st year in NL was ruined by severe left wrist sprain...injury occurred May 17 on check swing that forced hand into immobilization for 2 months...at time of injury, led league with .738 slugging pct. and was 3rd in hitting (.354)...made great 1st impression, homering in 1st NL at-bat in Mile High Stadium off Philadelphia's Curt Schilling...hit safely in 1st 14 games, batting .453 with 6 HRs, 14 RBI, 17 runs scored and .925 slugging pct...finished April with .413 mark, 9 home runs and 24 RBI to earn N.L. Player of Month honors...his inside-the-park home run April 15 off Montreal's Jeff Fassero was 1st in Rockies history...after missing 70 games he returned to action as pinch hitter July 31 in San Francisco...injury never properly healed, and after cancellation of '94 season, had surgery to fuse 2 bones in his wrist Sept. 20...**1993**...played right field for A.L. West champion Chicago White Sox after signing as free agent during off-season...finished 3rd on club with 74 RBI, while his 17 home runs ranked 4th best...collected career grand slams Nos. 7 and 8, taking Kenny Rogers deep at Arlington Stadium May 16, then hitting one June 26 off Seattle's Erik Hanson...that May 16 slam marked 100th clout of his career and gave him 6 RBI in game for 2nd time in his career...hit .304 in 6 games of A.L.C.S., including home run in Game #5 at Toronto...**1992**...final year with Boston was cut short after season-ending back injury June 24 at Detroit...hit his 6th career grand slam May 20 vs. Seattle, game-winning blast off Mike Schooler...**1991**...tied career-best with 15-game hitting streak May 7-26...missed some playing time in May with right hamstring injury, then tendinitis in both knees limited his time in July...appeared sparingly in last 23 games after bulging disc was discovered in his back...**1990**...selected outfielder on *The Sporting News* All-Star Team...won his 1st Rawlings Gold Glove for defensive excellence...was also tabbed for Silver Slugger award...ranked among A.L.'s top 10 in 7 different categories...led Boston with 21 home runs...selected to A.L. All-Star Team, but missed game with hamstring pull...tied Major League record by homering twice in 4th inning Aug. 27 at Chicago...**1989**...became 1st Red Sox player since Tommy Harper (1972-74) to swipe 20-or-more bases in 3 straight seasons...accomplished feat despite missing 63 games due to injuries to both shoulders...season ended when collision in Oakland caused moderate shoulder separation Sept. 6...at time of injury, had tied his career best with 15-game hitting streak...hit 5th career grand slam

SF's Back-to-Back-to-Back Home Runs

Date	Team	Players	Inning
Aug. 27, 1963	vs. STL	Willie Mays, Orlando Cepeda, Felipe Alou	3rd
Aug. 5, 1969*	at PHI	Dave Marshall, Ron Hunt, Bobby Bonds	5th
July 11, 1982	at MON	Reggie Smith, Milt May, Champ Summers	2nd
Aug. 2, 1998	at PHI	Ellis Burks, Barry Bonds, Jeff Kent	2nd
Aug. 20, 1999	at MIL	Ramon Martinez, Barry Bonds, Ellis Burks	4th
Aug. 22, 1999	at MIL	Barry Bonds, Jeff Kent, Ellis Burks	1st

* - first game of doubleheader

Aug. 27 vs. Detroit... **1988**...led Red Sox with 25 stolen bases while driving in 92 runs... hit pair of grand slams (June 15 vs. New York and July 27 at Texas)... had 5-RBI contest July 17 vs. Kansas City... established his career-best 15-game hitting streak May 22-June 7... season started late (April 12) due to arthroscopic surgery in Spring Training to remove bone chips in his right ankle... was member of Major League All-Star team that toured Japan, homering twice during visit... **1987**... was named to *Baseball Digest* and Topps All-Rookie teams... started year at Pawtucket, but was recalled April 29... made his Major League debut April 30 at Seattle... homered twice June 10 at Baltimore, including grand slam to go with 7 RBI... swiped club-best 27 bases, most by Boston rookie since Tris Speaker stole 35 in 1909... was 1st Boston rookie and 3rd Red Sox player to hit 20 home runs and steal 20 bases in same year... tied Major League rookie mark with 2 grand slams (May 25 vs. Cleveland and June 10 at Baltimore)... **1986**... spent entire year at double-A New Britain, leading team in home runs, runs, at-bats and total bases... swiped 31 bases and was starting center fielder in Eastern League All-Star Game... **1985**... in 1st year at double-A, tied for 2nd in Eastern League with 25 doubles... hit 9 of his 10 home runs by June 20... **1984**... showed ability to hit grand slams, with 2 of his 6 clouts coming with bases loaded while playing for Winter Haven... **1983**... was Boston's 1st pick (20th player overall) in now-defunct January Free Agent Draft... started pro career in Elmira, scoring 30 runs in 52 games...

A GIANT IN THE COMMUNITY... organized Giants' memorabilia and monetary donations for victims of Columbine High School shooting in Littleton, CO... supports Giants Community Fund, participating in Play Ball Luncheon and clinics for Jr. Giants... while with Colorado, donated substantial sum of his earnings to Rockies' field restoration program and had pair of fields dedicated in his name, including diamond in Colorado Springs...

PERSONAL... graduated from Everman (TX) High School, earning All-Region honors as both shortstop and pitcher during his senior season... attended Ranger (TX) Junior College for 1 year, earning All-State honors as outfielder... married (Dori LaVoy)... has 3 daughters (Carissa Renee, April 20, 1989; Elisha Rae, Oct. 27, 1991; and Breanna Christina, Aug. 25, 1999) and 1 son (Christopher Ellis, June 24, 1994)... resides in Englewood, CO...

ELLIS RENA BURKS

Year	Club	AVG	G	AB	R	H	2B	3B	HR	RBI	SH	SF	HP	BB	SO	SB	CS	E
1983	Elmira	.241	53	174	30	42	9	0	2	23	0	0	0	17	43	9	0	0
1984	Winter Haven	.256	112	375	52	96	15	4	6	43	1	2	5	42	68	29	8	5
1985	New Britain	.254	133	476	66	121	25	7	10	61	2	4	3	42	85	17	14	8
1986	New Britain	.273	124	462	70	126	20	3	14	55	3	2	2	44	75	31	9	5
1987	Pawtucket	.225	11	40	11	9	3	1	3	6	0	0	0	7	7	1	0	0
	Boston	.272	133	558	94	152	30	2	20	59	4	1	2	41	98	27	6	4
1988	Boston	.294	144	540	93	159	37	5	18	92	4	6	3	62	89	25	9	9
1989	Boston	.303	97	399	73	121	19	6	12	61	2	4	5	36	52	21	5	6
	Pawtucket	.143	5	21	4	3	1	0	0	0	0	0	0	2	3	0	0	0
1990	Boston	.296	152	588	89	174	33	8	21	89	2	2	1	48	82	9	11	2
1991	Boston	.251	130	474	56	119	33	3	14	56	2	3	6	39	81	6	11	2
1992	Boston	.255	66	235	35	60	8	3	8	30	0	2	1	25	48	5	2	2
1993	Chicago (AL)	.275	146	499	75	137	24	4	17	74	3	8	4	60	97	6	9	6
1994	Colorado	.322	42	149	33	48	8	3	13	24	0	0	0	16	39	3	1	3
	Colorado Spr.	.500	2	8	4	4	1	0	1	2	0	0	0	2	1	0	0	0
1995	Colorado	.266	103	278	41	74	10	6	14	49	1	1	2	39	72	7	6	5
	Colorado Spr.	.310	8	29	9	9	2	1	2	6	0	0	0	4	8	0	0	0
1996	Colorado	.344	156	613	142	211	45	8	40	128	3	2	6	61	114	32	6	5
1997	Colorado	.290	119	424	91	123	19	2	32	82	1	2	3	47	75	7	2	4
1998	Colorado	.286	100	357	54	102	22	5	16	54	2	5	2	39	80	3	7	5
	San Francisco	.306	42	147	22	45	6	1	5	22	4	4	3	19	31	8	1	1
1999	San Francisco	.282	120	390	73	110	19	0	31	96	0	4	6	69	86	7	5	2
Minor Totals		.259	448	1585	246	410	76	16	38	196	6	8	10	160	290	87	31	18
S.F. Totals		.289	162	537	95	155	25	1	36	118	4	8	9	88	117	15	6	3
A.L. Totals		.280	868	3293	515	922	184	31	110	461	17	26	22	311	547	99	50	31
N.L. Totals		.302	682	2358	456	713	129	25	151	575	11	18	22	290	497	67	28	25
M.L. Totals		.289	1550	5651	971	1635	313	56	261	916	28	44	44	601	1044	166	78	56

ALL-STAR GAME RECORD

Year	Club, Site	AVG	G	AB	R	H	2B	3B	HR	RBI	SH	SF	HP	BB	SO	SB	CS	E
1990	AL, Chicago-NL																	
1996	NL, Philadelphia	.500	1	2	0	1	0	1	0	0	0	0	0	0	1	0	0	0
ASG Totals		.500	1	2	0	1	0	1	0	0	0	0	0	0	1	0	0	0

DIVISION SERIES RECORD

Year	Club	AVG	G	AB	R	H	2B	3B	HR	RBI	SH	SF	HP	BB	SO	SB	CS	E
1995	COL vs. ATL	.333	2	6	1	2	1	0	0	2	0	1	0	0	1	0	0	1

LEAGUE CHAMPIONSHIP SERIES RECORD

Year	Club	AVG	G	AB	R	H	2B	3B	HR	RBI	SH	SF	HP	BB	SO	SB	CS	E
1988	BOS vs. OAK	.235	4	17	2	4	1	0	0	1	0	0	0	0	3	0	0	0
1990	BOS vs. OAK	.267	4	15	1	4	2	0	0	0	0	0	0	1	1	1	0	0
1993	CWS vs. TOR	.304	6	23	4	7	1	0	1	3	0	0	1	3	5	0	1	0
LCS Totals		.273	14	55	7	15	4	0	1	4	0	0	1	4	9	1	1	0

BURKS VS. 2000 OPPONENTS

1999						CAREER				
	AVG	AB	H	HR	RBI	AVG	AB	H	HR	RBI
vs. Arizona	.265	34	9	2	8	.288	66	19	3	12
Atlanta	.333	21	7	2	6	.326	190	62	11	41
Chicago	.667	3	2	0	3	.278	108	30	5	14
Cincinnati	.400	20	8	3	8	.258	155	40	12	29
Colorado	.421	19	8	4	12	.355	31	11	4	14
Florida	.250	24	6	3	7	.276	199	55	13	36
Houston	.207	29	6	0	1	.312	186	58	10	33
Los Angeles	.259	27	7	3	7	.260	196	51	10	38
Milwaukee	.333	21	7	3	5	.264	239	63	8	29
Montreal	.217	23	5	0	4	.328	128	42	10	24
New York	.100	30	3	1	3	.315	146	46	13	29
Philadelphia	.280	25	7	3	7	.316	171	54	14	36
Pittsburgh	.458	24	11	1	5	.314	140	44	6	26
St. Louis	.333	18	6	3	6	.383	180	69	16	49
San Diego	.270	37	10	3	12	.277	177	49	9	29
San Francisco	—	—	—	—	—	.295	129	38	9	25
Anaheim	.200	5	1	0	0	.242	297	72	4	37
Oakland	.261	23	6	0	1	.281	306	86	5	38
Seattle	—	—	—	—	—	.301	306	92	13	50
Texas	.143	7	1	0	1	.317	243	77	13	37
Interleague	.229	35	8	0	2	.298	121	36	3	15

BURKS' CAREER IN BALLPARKS

	AVG	AB	H	HR	RBI		AVG	AB	H	HR	RBI
at Arizona	.325	40	13	2	7	at New York	.268	71	19	5	12
Atlanta	.325	40	13	2	7	Philadelphia	.304	92	28	8	19
Chicago	.289	45	13	3	8	Pittsburgh	.342	79	27	3	14
Cincinnati	.244	82	20	6	15	St. Louis	.312	77	24	4	10
Colorado	.336	860	289	57	187	San Diego	.264	106	28	5	14
Florida	.237	93	22	5	10	San Francisco	—	—	—	—	—
Houston	—	—	—	—	—	Anaheim	.279	154	43	1	20
Los Angeles	.264	91	24	5	18	Oakland	.275	160	44	4	20
Milwaukee	.242	128	31	5	16	Seattle	—	—	—	—	—
Montreal	.298	57	17	3	8	Texas	.143	7	1	0	1

BURKS BY MONTH

1999						CAREER				
	AVG	AB	H	HR	RBI	AVG	AB	H	HR	RBI
In March/April	.250	68	17	3	15	.290	838	243	39	129
May	.241	79	19	3	9	.263	1095	288	45	152
June	.350	40	14	5	14	.299	978	292	58	190
July	.313	64	20	7	23	.308	786	242	38	127
August	.316	76	24	7	18	.294	1085	319	51	183
Sept./Oct.	.254	63	16	6	17	.289	865	250	30	134
Before ASB	.272	206	56	14	45	.284	3174	903	154	521
After ASB	.293	184	54	17	51	.296	2477	732	107	395

BURKS' STATISTICAL BREAKDOWN

	1999					CAREER				
	AVG	AB	H	HR	RBI	AVG	AB	H	HR	RBI
Home	.250	192	48	16	51	.306	2778	851	135	498
Road	.313	198	62	15	45	.273	2873	784	126	418
Day	.243	152	37	12	40	.293	1905	559	105	352
Night	.307	238	73	19	56	.287	3746	1076	156	564
Grass	.269	323	87	28	84	.290	4686	1358	218	779
Turf	.343	67	23	3	12	.287	965	277	43	137
vs. LHP	.345	116	40	9	30	.312	1573	490	70	253
vs. RHP	.255	274	70	22	66	.281	4078	1145	191	663
RISP	.378	98	37	13	69	.293	1519	445	74	667
as Pinch Hitter	.222	9	2	0	3	.174	69	12	2	16
as Designated Hitter	.182	11	2	0	1	.225	40	9	0	3

BURKS' CAREER FIELDING

Position	PCT.	G	PO	A	E	TC	DP	PB
Outfield	.983	1476	3184	75	56	3315	12	—

CAREER TRANSACTIONS

- Selected by Boston in 1st round (20th selection overall) of January, 1983 draft.
- Placed on Disabled List March 26-April 12, 1988 with bone chips in right ankle.
- Placed on Disabled List June 15-Aug. 1, 1989 (including rehabilitation assignment to Pawtucket July 26-Aug. 1) with shoulder injury.
- Placed on Disabled List June 25-remainder of year, 1992 with bulging disc in back.
- Granted free agency, Dec. 19, 1992; signed with Chicago White Sox, Jan. 4, 1993.
- Granted free agency, Oct. 27, 1993; signed with Colorado, Nov. 30, 1993.
- Placed on Disabled List May 18-July 31, 1994 (including rehabilitation assignment to Colorado Springs July 18-20) with left wrist sprain.
- Placed on Disabled List April 17-May 5, 1995 (including rehabilitation assignment to Colorado Springs April 25-May 5) with left wrist surgery.
- Placed on Disabled List June 28-July 29, 1997 with strained right groin.
- Traded to San Francisco in exchange for OF Darryl Hamilton, RHP Jim Stoops and player to be named later (RHP Jason Brester), July 31, 1998.
- Elected free agency, Nov. 2, 1998; signed with San Francisco, Nov. 12, 1998.
- Placed on Disabled List June 9-25, 1999 with right knee inflammation.

CAREER HIGHS

- **Most Hits:** 5, June 17, 1997 vs. Texas (with Colorado)
- **Most RBI:** 7, (twice), last: June 29, 1999 vs. Colorado
- **Most Home Runs:** 2 (17 times), last: August 10, 1999 at Florida
- **Career Grand Slams:** 10, last: July 21, 1999 vs. San Diego (off Sterling Hitchcock)
- **Longest Hitting Streak:** 15 games, May 7-26, 1991

40 HRs/200 Hits/30 SBs

Ellis Burks is one of only three players in Major League history to accumulate 40 home runs, 200 hits and 30 stolen bases in the same season.

Player	Team	Year	HR	Hits	SB
Hank Aaron	1963	Milwaukee (NL)	44	201	31
Ellis Burks	1996	Colorado	40	211	32
Alex Rodriguez	1998	Seattle	42	213	46

Michael Byas

OUTFIELDER



Pronunciation: (BI-us)

Birthdate: April 21, 1976

2000 Opening Day Age: 23

Birthplace: St. Louis, Missouri

Bats: Both **Throws:** Right **Height:** 6-0 **Weight:** 170

M.L. Service: None

How Obtained: Giants' #17 selection in June, 1997 draft.

Contract Status: Non-roster invitee

CAREER...speedy outfielder makes Major League camp debut as non-roster invitee...has stolen 114 bases in 3-year career, ranking among organization's top 3 thieves each season...attended Southwest Missouri State, same school that produced Bill Mueller...

1999 SEASON...played mostly at double-A Shreveport before late-season promotion to triple-A Fresno...combined to hit .275 (140-for-509)...established career standards for hits (140), 2Bs (11) and RBI (43)...33 stolen bases were 3rd in SF organization...earned Texas League All-Star accolades after finishing 3rd in circuit with 31 stolen bases...tied for Captains' lead with 76 runs scored and finished 2nd in at-bats (487)...in 5 games for Fresno, hit .364 with 4 runs, 2 2Bs and 2 RBI...

1998...spent year at single-A San Jose and earned in-season California League All-Star honors...helped Giants to Cal League championship...finished 3rd in organization with 30 stolen bases...led San Jose in games (135), at-bats (521), runs scored (87), walks (81) and stolen bases...finished 3rd on club in hits (137)...in 9 post-season games, hit .156 (5-for-32) with 1 RBI and 1 stolen base...**1997**...despite playing for short-season Salem-Keizer, still finished 3rd in Giants organization with 51 stolen bases...led Northwest League in thefts and was 4th in runs scored (68)...hit career-best .276...

PERSONAL...graduated from Parkway Central (Chesterfield, MO) High School...attended Southwest Missouri State (Springfield, MO) University...single...resides in Chesterfield, MO...

MICHAEL WAYNE BYAS

Year	Club	AVG	G	AB	R	H	2B	3B	HR	RBI	SH	SF	HP	BB	SO	SB	CS	E
1997	Salem-Keizer	.276	71	290	68	80	9	1	0	16	1	0	2	48	44	51	9	3
1998	San Jose	.251	135	521	87	131	10	2	1	36	2	5	0	81	98	30	22	4
1999	Shreveport	.271	129	487	76	132	9	1	0	41	3	0	1	68	79	31	15	5
	Fresno	.364	5	22	4	8	2	0	0	2	0	0	0	5	4	2	1	0
Minor Totals		.266	340	1320	235	351	30	4	1	95	6	5	3	202	225	114	47	12

CAREER TRANSACTIONS

- Selected by San Francisco in 15th round (Giants' 17th pick) in June 1997 draft. Signed by Todd Thomas.

Jay Canizaro

INFIELDER

Pronunciation: (can-I-ZAIR-O)

Birthdate: July 4, 1973

2000 Opening Day Age: 26

Birthplace: Orange, Texas

Bats: Right **Throws:** Right **Height:** 5-9 **Weight:** 178

M.L. Service: 89 days

How Obtained: Giants #4 selection in June, 1993 draft.

Contract Status: Signed through 2000

CAREER...7-year veteran made his return to SF's 40-man roster in 1999 after 1-year absence...also made return trip to big leagues in 1999 after making Major League debut in 1996...during 1st 4 years of career, completed meteoric rise that saw him play at every rung in Giants organization...has established career-highs in home runs each of past 2 seasons...has shown good power numbers for middle infielder at every minor league stop, drilling 94 career clouts with 408 RBI...

1999 SEASON...posted impressive numbers at triple-A Fresno, earning September call-up which marked 3rd appearance on Major League roster (2 stints in 1996)...appeared in 12 games (2 starts) with big club, hitting .444 (8-for-18) with HR and 9 RBI...was also 4-for-8 as pinch hitter for Giants...established career-highs with 3 hits and 4 RBI Oct. 1 at Colorado...made 1st start of season in contest, filling in for Jeff Kent at 2B and finishing 3-for-5...collected 1st hit of season with SF Sept. 18 at San Diego, delivering 2-run, pinch-homer in 7th inning (off Carlos Reyes)...was his 1st pinch clout of career and 1st ML homer since grand slam Aug. 21, 1996 (at NY, off Robert Person)...was recalled from Fresno Sept. 10...in 105 games for Grizzlies, hit .280 (102-for-364) with 76 runs, 20 2Bs, 2 3Bs, 26 HRs and 78 RBI...his team-high 26 clouts established new career-high, surpassing his combined 18-HR season with Fresno and Shreveport in 1998...played 99 games at 2B for Grizzlies, with 2 contests at SS and 1 at 3B...finished year strong, hitting safely in 33 of final 40 games in which he batted with Fresno, going 50-for-167 (.299) with 9 2Bs, 3B, 13 HR and 31 RBI...during hot streak, raised batting average 34 points from .246 on June 15 to season-ending .280...following season, played for Mochis of Mexican Winter League...

1998...split campaign between double-A Shreveport and Fresno, combining to hit .225 (87-for-387) with 70 runs, 13 2Bs, 3 3Bs and 46 RBI in 128 games...established new career-high with 18 home runs, 12 for Captains and 6 for Grizzlies...got off to sluggish start at Shreveport, hitting just .169 over his 1st 19 games...was moved to Fresno July 4 when Wilson Delgado was recalled by SF...raced out of blocks for Grizzlies, hitting safely in 11 of his 1st 14 contests...over that stretch, hit .311 (14-for-45) with 4 2Bs, 3B, 3 HRs and 9 RBI...struggled remainder of regular season, hitting .164 (10-for-61) over his final 31 games...appeared in 3 PCL post-season contests, going 3-for-12 (.250) with 2 HRs and 4 RBI...**1997**...opened year at triple-A Phoenix before closing it out at Shreveport...struggled with injuries early in season, going on Disabled List with finger injury 1st week of season and aggravated it upon his return...never got on track, hitting .198 (16-for-81) with 2 HRs and 12 RBI in 23 games before being sent to Shreveport June 25...helped Captains reach Texas League playoffs by hitting .256 (45-for-176) with 11 HRs and 38 RBI in 50 contests...in 6 TL post-season contests, went 2-for-16 (.125)...**1996**...split season between SF and Phoenix...had 2 stints with Giants (43 games)...started season with Firebirds...was recalled from triple-A April 28, taking roster spot of disabled Shawon Dunston...was with club April 28-May 1 (0-for-1 in 2 games)...made ML debut April 28 vs. Marlins, striking out as pinch-hitter prior to playing last 2 innings at 2nd base (no chances)...was again recalled from triple-A Phoenix July 31, taking roster spot of disabled Robby Thompson...collected 1st ML hit Aug. 4 at Houston, driving double off Mike Hampton...drilled 1st big league HR Aug. 10 off Andy Benes at St. Louis in 2nd inning...had career-high 8-game hit streak (9-for-30, .300) Aug. 13-25...slugged 1st ML grand slam Aug. 21 vs. NY (off Robert Person), shot which gave Giants 7-0 advantage in 1st inning...hit .262 (95-for-363) with 21 2Bs, 2 3Bs, 7 HRs, 64 RBI and 14 SBs in 102 games for Firebirds over 2 stints...played in Venezuelan Winter League for Lara, where he hit .308 with 4 2Bs, 3 HRs and 10 RBI in 21 contests...**1995**...earned Texas League

Post-Season All-Star honors, leading Shreveport to minor league-best 88-47 record and league championship... was named utility player on TL All-Star squad...earned TL Player of Week honors July 31-Aug. 6...played in 126 of Captains' 135 contests, appearing in 105 games at 2B and 19 at SS...ranked 2nd on club in games, runs (83), total bases (204), 3Bs (7), HRs (12), walks (58) and stolen bases (16), while finishing 3rd in at-bats (440), hits (129), 2Bs (25) and RBI (60)...**1994**...spent entire year at single-A San Jose, appearing in 126 of team's 136 games...set club record for home runs by 2B with 15 clouts, trailing only Keith Williams (21) for team lead...displayed versatility, appearing in 92 games at 2B, 34 at SS, 4 at 3B and 1 in OF...however, his 30 errors (all at 2B) were team high...**1993**...had solid 1st pro season, appearing in 49 of rookie-league Scottsdale's 55 contests...led team and Arizona League with 41 RBI...also led club with 6 triples, tying for league-lead...ranked 3rd among AZ league 2B with .954 fielding percentage, committing 10 error in 218 total chances...logged 48 games at 2B, 1 at SS...

PERSONAL...graduated from West Orange (TX) High School in 1991...attended Oklahoma State University and Blinn (TX) Junior College...was named freshman All-America at OSU in 1992 and #1 Junior College prospect by *Baseball America* in 1993...married (Casey Griffin)...resides in Orange, TX...

JASON KYLE CANIZARO

Year	Club	AVG	G	AB	R	H	2B	3B	HR	RBI	SH	SF	HP	BB	SO	SB	CS	E
1993	Scottsdale	.261	49	180	34	47	10	6	3	41	0	3	0	22	40	12	3	10
1994	San Jose	.252	126	464	77	117	16	2	15	69	0	3	5	46	98	12	6	30
1995	Shreveport	.293	126	440	83	129	25	7	12	60	4	5	6	58	98	16	9	23
1996	Phoenix	.262	102	363	50	95	21	2	7	64	1	5	4	46	77	14	4	14
	San Francisco	.200	43	120	11	24	4	1	2	8	1	1	1	9	38	0	2	6
1997	Phoenix	.198	23	81	12	16	7	0	2	12	1	0	0	9	24	2	2	2
	Shreveport	.256	50	176	36	45	9	0	11	38	0	2	2	26	44	2	2	6
1998	Shreveport	.224	83	281	47	63	7	1	12	32	1	3	4	53	46	5	2	10
	Fresno	.226	45	106	23	24	6	2	6	14	0	1	1	17	23	0	1	2
1999	Fresno	.280	105	364	76	102	20	2	26	78	2	7	3	49	79	16	5	2
	San Francisco	.444	12	18	5	8	2	0	1	9	0	0	0	1	2	1	0	0
Minor Totals		.260	709	2455	438	638	121	22	94	408	9	29	25	326	529	79	34	99
M.L. Totals		.232	55	138	16	32	6	1	3	17	1	1	1	10	40	1	2	6

CANIZARO VS. 2000 OPPONENTS

	1999					CAREER				
	AVG	AB	H	HR	RBI	AVG	AB	H	HR	RBI
vs. Arizona	.000	2	0	0	0	.000	2	0	0	0
Atlanta	---	---	---	---	---	---	---	---	---	---
Chicago	---	---	---	---	---	.000	1	0	0	0
Cincinnati	---	---	---	---	---	.250	20	5	0	1
Colorado	.500	10	5	0	6	.320	25	8	0	7
Florida	---	---	---	---	---	.000	1	0	0	0
Houston	---	---	---	---	---	.125	8	1	0	0
Los Angeles	.500	4	2	0	0	.375	8	3	0	0
Milwaukee	---	---	---	---	---	---	---	---	---	---
Montreal	---	---	---	---	---	.235	17	4	0	0
New York	---	---	---	---	---	.200	15	3	1	4
Philadelphia	---	---	---	---	---	.167	12	2	0	1
Pittsburgh	---	---	---	---	---	.143	14	2	0	0
St. Louis	---	---	---	---	---	.231	13	3	1	1
San Diego	.500	2	1	1	3	.500	2	1	1	3
San Francisco	---	---	---	---	---	---	---	---	---	---
Anaheim	---	---	---	---	---	---	---	---	---	---
Oakland	---	---	---	---	---	---	---	---	---	---
Seattle	---	---	---	---	---	---	---	---	---	---
Texas	---	---	---	---	---	---	---	---	---	---
Interleague	---	---	---	---	---	---	---	---	---	---

CANIZARO'S CAREER IN BALLPARKS

	AVG	AB	H	HR	RBI		AVG	AB	H	HR	RBI
at Arizona	—	—	—	—	—	at New York	.143	7	1	0	0
Atlanta	—	—	—	—	—	Philadelphia	.286	7	2	0	1
Chicago	.000	1	0	0	0	Pittsburgh	.333	3	1	0	0
Cincinnati	.231	13	3	0	0	St. Louis	.286	7	2	1	1
Colorado	.350	20	7	0	7	San Diego	.500	2	1	1	3
Florida	—	—	—	—	—	San Francisco	—	—	—	—	—
Houston	—	—	—	—	—	Anaheim	—	—	—	—	—
Los Angeles	.286	7	2	0	0	Oakland	—	—	—	—	—
Milwaukee	—	—	—	—	—	Seattle	—	—	—	—	—
Montreal	.000	5	0	0	0	Texas	—	—	—	—	—

CANIZARO BY MONTH

	1999					CAREER				
	AVG	AB	H	HR	RBI	AVG	AB	H	HR	RBI
In March/April	—	—	—	—	—	.000	1	0	0	0
May	—	—	—	—	—	—	0	0	0	0
June	—	—	—	—	—	—	—	—	—	—
July	—	—	—	—	—	.000	1	0	0	0
August	—	—	—	—	—	.234	64	15	2	7
Sept./Oct.	.444	18	8	1	9	.236	72	17	1	10
Before ASB	—	—	—	—	—	.000	1	0	0	0
After ASB	.444	18	8	1	9	.234	137	32	3	17

CANIZARO'S STATISTICAL BREAKDOWN

	1999					CAREER				
	AVG	AB	H	HR	RBI	AVG	AB	H	HR	RBI
Home	.333	3	1	0	0	.207	58	12	1	5
Road	.467	15	7	1	9	.250	80	20	2	12
Day	.444	9	4	1	5	.212	66	14	2	9
Night	.444	9	4	0	4	.250	72	18	1	8
Grass	.444	18	8	1	9	.245	102	25	3	16
Turf	—	—	—	—	—	.194	36	7	0	1
vs.LHP	.200	10	2	0	3	.281	32	9	0	4
vs.RHP	.750	8	6	1	6	.217	106	23	3	13
RISP	.714	7	5	1	9	.290	31	9	2	15
as Pinch Hitter	.500	8	4	1	2	.455	11	5	1	2
as Designated Hitter	—	—	—	—	—	—	—	—	—	—

CANIZARO'S CAREER FIELDING

Position	PCT.	G	PO	A	E	TC	DP	PB
Second Base	.973	39	62	84	4	150	17	—
Shortstop	.889	7	4	12	2	18	4	—

CAREER TRANSACTIONS

- Selected by San Francisco in 4th round of June 1993 draft. Signed by Tom Korenek.

CAREER HIGHS

- **Most Hits:** 3, October 1, 1999 at Colorado
- **Most RBI:** 4 (twice), last: October 1, 1999 at Colorado
- **Most Home Runs:** 1 (3 times), last: September 18, 1999 at San Diego
- **Career Grand Slams:** 1, August 21, 1996 vs. New York (off Robert Person)
- **Longest Hitting Streak:** 8 games, August 13-25, 1996

Nelson Castro

INFILDER



Birthdate: June 4, 1976

2000 Opening Day Age: 23

Birthplace: Montecristi, Dominican Republic

Bats: Both **Throws:** Right **Height:** 5-10 **Weight:** 190

M.L. Service: None

How Obtained: Claimed off waivers from Anaheim, October 13, 1999.

Contract Status: Signed through 2000

Castro

CAREER...switch-hitting, speedy shortstop embarks on Giants career after being claimed on waivers from Anaheim Oct. 13...was originally signed as pitching prospect by Angels in 1994 out of Montecristi, DR...has ranked among league leaders in stolen bases at every level he's played, including circuit-best 53 in Cal League in 1999...has not played above single-A over 1st 6 years of his career...

1999 SEASON...played his 2nd campaign at single-A Lake Elsinore of California League...posted career bests in hits (111), 2Bs (16), 3Bs (12), RBI (50) and stolen bases (53)...led Cal League in steals and tied for 2nd in triples...after reaching season-low .215 batting average June 20, hit safely in 29 of next 37 contests to raise mark to .249...over that 37-game stretch, hit .297 (43-for-145) with 25 runs, 7 2Bs, 6 3Bs, HR, 21 RBI and 11 stolen bases...

1998...logged 1st year at Lake Elsinore...established career highs in games (131), at-bats (470), walks (40), strikeouts (101) and stolen bases (34)...led Storm in games, runs (73), triples (7) and stolen bases...finished 4th in Cal League with 36 steals...however, led Lake Elsinore in errors (34) and caught stealing (12)...hit for cycle Aug. 21 vs. Rancho Cucamonga, going 4-for-5 with 2 runs, 2B, 3B, HR and season-high 4 RBI...hit .227 (5-for-22) with 2 runs, 2B, 3B, HR, 5 RBI and 2 SBs in 5 playoff games for Storm...**1997**...played for short-season Boise of Northwest League, earning all-league honors...hit career-best .294 and finished 2nd in league in runs (74), 3rd in at-bats (293) and stolen bases (26)...led Hawks in games (69), runs and steals...went 4-for-22 (.182) with 2B, 3B and 3 RBI in 5 post-season games...played for Honolulu Sharks of Hawaii Winter Baseball League...**1996**...spent most of season at Mesa of Arizona Rookie League...led circuit in steals (25), while ranking 4th in walks (32) and tying for 5th in games (53)...also appeared in 1 game for Boise (0-for-1)...**1995**...opened campaign as pitcher for Angels' Dominican Summer League club, going 1-0 with 1 save and 1.80 ERA (1er, 5.0ip) in 3 relief appearances...was transferred to Mesa and hit .195 (37-for-190) during 1st campaign in U.S...was 3rd on club in at-bats (190), runs (34) and 2nd in stolen bases (15)...led league's shortstops in games (55), total chances (297), putouts (106), assists (173), double plays (32) and tied for 3rd in overall games...**1994**...opened professional career with Angels' Dominican Summer League team as both shortstop and pitcher...hit .254 (52-for-205) with 44 runs and 15 stolen bases...in 15 appearances on mound (12 starts), went 3-5 with 2.27 mark (21er, 83.1ip)...

PERSONAL...married (Veronica Santa Perez, Dec. 13, 1998)...resides in Montecristi, DR...

NELSON DANIEL CASTRO (REYNOSO)

Year	Club	AVG	G	AB	R	H	2B	3B	HR	RBI	SH	SF	HP	BB	SO	SB	CS	E
1994	DSL - Angels	.254	59	205	44	52	6	1	1	33	0	2	0	38	28	15	7	—
1995	Mesa	.195	55	190	34	37	1	2	0	22	4	1	4	27	50	15	7	18
1996	Boise	.000	1	1	0	0	0	0	0	0	0	0	0	0	0	0	0	0
	Mesa	.204	53	186	31	38	4	3	3	14	1	0	2	32	42	25	8	14
1997	Boise	.294	69	293	74	86	16	1	7	37	1	1	4	38	53	26	6	25
1998	Lake Elsinore	.234	131	470	73	110	16	7	4	41	0	3	6	40	101	36	12	34
1999	Lake Elsinore	.250	125	444	68	111	16	12	1	50	5	4	3	36	75	53	19	23
Minor Totals		.243	493	1789	324	434	59	26	16	197	11	11	19	211	349	170	59	114

Year	Club	W-L	ERA	G	GS	CG	SH	SV	IP	H	R	ER	HR	HB	BB	SO	WP	BK
1994	DSL - Angels	3-5	2.27	15	12	2	0	1	83.1	82	34	21	0	0	21	56	3	0
1995	DSL - Angels	1-0	1.80	3	0	0	0	1	5.0	3	1	1	1	0	2	2	0	0
Minor Totals		4-5	2.24	18	12	2	0	2	88.1	85	35	22	1	0	23	58	3	0

CAREER TRANSACTIONS

- Signed by Anaheim as non-drafted free agent, January 14, 1994. Signed by Ray Poitevint.
- Claimed on waivers by San Francisco, October 13, 1999.

Giuseppe Chiaramonte

CATCHER



Pronunciation: (CHEER-uh-mon-TEE)

Birthdate: February 19, 1976

2000 Opening Day Age: 24

Birthplace: Santa Cruz, California

Bats: Right **Throws:** Right **Height:** 6-0 **Weight:** 200

M.L. Service: None

How Obtained: Giants #5 selection in June, 1997 draft.

Contract Status: Signed through 2000

CAREER...enters only 4th year in professional baseball, having been drafted out of Fresno State University in June of 1997...comes to spring camp for 3rd straight year, 1st time on 40-man roster...was tabbed 10th-best prospect in California League by *Baseball America* and was consensus choice for circuit's purest power hitter in 1998...

1999 SEASON...logged campaign at double-A Shreveport, serving as Captains' main catcher...earned Texas League in-season All-Star honors...finished 2nd on club with 19 home runs, while placing 3rd with 74 RBI...cut down on strikeouts, whiffing 88 times in 400 at-bats, compared to 1998 totals (139 in 502 at-bats)...after struggling to .228 mark with 7 HRs and 25 RBI over 52 games through June 17, hit safely in 11 of his next 13 games to boost his average to .253...during that stretch, hit .347 (14-for-49) with 4 2Bs, 2 HRs and 9 RBI...following June 17, hit .245 (53-for-216) with 12 HRs and 49 RBI in his final 62 contests...in 4 TL playoff games, hit .235 (4-for-17) with 2B, HR and 3 RBI...following season, participated in California Fall League...in 27 games for Lake Elsinore, hit .307 with 6 2Bs, 4 HRs and 12 RBI...

1998...was named California League Rookie of Year while leading single-A San Jose with 22 home runs and 87 RBI...earned both in-season and post-season CL All-Star accolades...also finished 2nd on club with .273 average...his HR total ranked 4th in both Cal League and in Giants' organization while his RBI mark was 5th-best in Giants' system...caught 105 of SJs 140 contests (75.0%)...struggled in Cal League playoffs, going 7-for-34 (.206) with 2 2Bs and 5 RBI in 9 games...**1997**...was assigned to single-A San Jose following June draft, making jump from college to California League...had solid half season with Giants, displaying power in clubbing 11 doubles and 12 home runs in just 223 at-bats... finished with .229 batting average and 44 RBI in 64 contests...following both college and Cal League seasons, played for Honolulu in Hawaii Winter League (.178, 13-for-73, 1 HR, 5 RBI, 25 games)...

PERSONAL...graduated from Soquel (Santa Cruz, CA) High School in 1994...attended Fresno State University, earning All-America honors in 1997...married (Christy Ouellette, Jan. 9, 1999)...resides in Santa Cruz, CA...

GIUSEPPE CARLO CHIARAMONTE

Year	Club	AVG	G	AB	R	H	2B	3B	HR	RBI	SH	SF	HP	BB	SO	SB	CS	E
1997	San Jose	.229	64	223	29	51	11	1	12	44	0	3	4	25	58	0	0	4
1998	San Jose	.273	129	502	87	137	33	3	22	87	0	12	4	47	139	5	2	9
1999	Shreveport	.245	114	400	54	98	20	2	19	74	0	5	6	40	88	4	2	8
Minor Totals		.254	307	1125	170	286	64	6	53	205	0	20	14	112	285	9	4	21

CAREER TRANSACTIONS

- Selected by San Francisco in 5th round of June 1997 draft. Signed by Doug McMillan.

Doug Clark

OUTFIELDER



Birthdate: March 5, 1976

2000 Opening Day Age: 24

Birthplace: Springfield, Massachusetts

Bats: Left **Throws:** Right **Height:** 6-2 **Weight:** 205

M.L. Service: None

How Obtained: Giants' #7 selection in June, 1998 draft.

Contract Status: Non-roster invitee

CAREER...athletic outfielder enters 3rd year in professional baseball...2-sport star in college owns .321 career mark with 28 2Bs, 8 3Bs, 15 HRs and 105 RBI in 192 contests...has ranked among league leaders in batting average during each of 1st 2 campaigns...named Giants' #6 prospect by *Baseball America* following 1999 campaign...

1999 SEASON...logged majority of campaign at single-A Bakersfield before late season promotion to double-A Shreveport...combined to hit .315 (148-for-470) with 73 runs, 20 2Bs, 2 3Bs, 12 HRs and 64 RBI...named California League All-Star, while finishing 7th in circuit with .326 batting average for Bakersfield...was among Blaze leaders in average (1st), runs (4th-67), 2Bs (4th-17), HRs (T2nd-11) and RBI (T4th-58)...was tabbed Bakersfield's Player of Month for April, hitting .461 (35-for-76) with 19 runs, 3 2Bs, 1 HR and 13 RBI in 21 games...earned Howe SportsData's Player of Week honors for Cal League April 19-25...earned late-season promotion to Shreveport in August, hitting .220 (11-for-50) with 3 2Bs and HR in 15 games...in 4 Texas League playoff games, hit .200 (3-for-15) with 2B, HR and RBI...participated in California Fall League following campaign, hitting .333 (43-for-129) with 10 2Bs, 3 3Bs, 3 HRs and 24 RBI for Lake Elsinore...

1998...opened professional career in style, ranking among Northwest League leaders in average (6th-.335), 3Bs (T3rd-6) and on-base percentage (.422)...led Salem-Keizer club in average, hits (76), while ranking 2nd in runs (49) and 3Bs and 4th in RBI (41)...

PERSONAL...graduated from Springfield (MA) Central High School...did not play baseball in high school...attended University of Massachusetts-Amherst...played baseball and football in college...earned All-Atlantic 10 Conference honors for baseball in 1997...is substitute teacher in Springfield Public Schools during off-season...single...resides in Springfield, MA...

DOUGLAS DWYER CLARK

Year	Club	AVG	G	AB	R	H	2B	3B	HR	RBI	SH	SF	HP	BB	SO	SB	CS	E
1998	Salem-Keizer	.335	59	227	49	76	8	6	3	41	1	1	3	32	31	12	8	5
1999	Bakersfield	.326	118	420	67	137	17	2	11	58	0	0	5	59	89	17	11	9
	Shreveport	.220	15	50	6	11	3	0	1	6	0	0	0	4	9	0	0	0
Minor Totals		.321	192	697	122	313	28	8	15	105	1	1	8	95	129	29	19	14

CAREER TRANSACTIONS

■ Selected by San Francisco in 7th round of June 1998 draft. Signed by Glen Tufts.

Felipe Crespo

INFIELDER/OUTFIELDER



Birthdate: March 5, 1973

2000 Opening Day Age: 27

Birthplace: Rio Piedras, Puerto Rico

Bats: Both **Throws:** Right **Height:** 5-11 **Weight:** 200

M.L. Service: 1 year, 134 days

How Obtained: Signed as free agent, April 27, 1999.

Contract Status: Signed through 2000

CAREER...versatile infielder and outfielder returns to Giants organization for 2nd year, appearing on SF's 40-man roster for 1st time...posted career year at triple-A Fresno in 1999 after signing as free agent...spent 1st 8 years of career in Toronto organization after being Blue Jays' 3rd round pick in 1990 draft...appeared in 100 games for Toronto (1996-98), hitting .246 with 2 HRs and 24 RBI...owns .290 career minor league batting mark over 742 games...

1999 SEASON...spent 1st season in Giants organization, logging full campaign at Fresno...went to Spring Training with Toronto, but was released March 17...signed with SF as free agent April 27...established career highs in average (.332), runs (98), home runs (24) and RBI (84)...ranked among Grizzlies' leaders in runs (2nd), hits (183 - T1st), 2Bs (31 - 1st), 3Bs (7 - 1st), home runs (24 - 1st) and RBI (73 - 4th)...led PCL in on-base percentage (.447) and slugging percentage (.616), while finishing 3rd in average and 4th in runs...owned 20-game hitting streak Aug. 10-29, during which he hit .514 (36-for-70) with 15 runs, 9 2Bs, 6 HRs and 27 RBI...during string, raised average 40 points from .306 to .346...following season, played for Caguas of Puerto Rico Winter League...in 50 games, hit .295 (51-for-173) with 32 runs, 11 2Bs, 2 3Bs, 9 HRs and 30 RBI...

1998...logged 1st full year at Major League level, appearing in 66 games for Toronto...started 27 games, 15 in RF, 7 in LF, 4 at 2B and 1 at 3B...were 1st career games in outfield...had 2 pinch hits in team-high 11 at bats...established career-high with 3 hits July 14 at Baltimore...clubbed 3-run HR off Seattle's Greg McCarthy to set career standard for RBI...both career home runs were at Kingdome...finished season strongly, going 13-for-39 (.333)...played for Caguas of Puerto Rico Winter League and was named MVP...**1997**...started and finished campaign with Toronto, hitting .286 with 1 HR and 5 RBI in 12 games...saw action twice in April (0-for-1) before being optioned to triple-A Syracuse April 22...appeared in 80 games for Chiefs despite going on Disabled List June 12-July 10 with right ankle sprain...saw action at 1B, 2B, 3B, LF, CF and RF for Syracuse...was recalled to Toronto Sept. 2...clubbed 1st Major League HR Sept. 14 at Seattle, solo blast off Jamie Moyer...**1996**...made Blue Jays' Opening Day roster after hitting .444 (24-for-54) in Spring Training, but suffered pulled left hamstring stretching in on-deck circle March 28...did not see action due to injury and was placed on DL April 12 (retro to April 1)...joined single-A Dunedin on rehab assignment...returned to Blue Jays April 24...made big league debut April 28 vs. Cleveland, appear-

ing defensively at 3B...collected 1st ML hit May 16 at Minnesota, single off Brad Radke...optioned to Syracuse May 28...played 2B, 3B and OF in 98 contests for Chiefs...was recalled by Toronto Sept. 3 and appeared in 10 games, 10 starts...hit safely in last 5 starts (7-for-17, .412, with 3 2Bs and 4 RBI)...collected 1st ML RBI, Sept. 25 at Detroit when he finished 2-for-4 with 2B and 2 RBI...played for Caguas in Puerto Rico Winter League, hitting .280 with 4 HRs and 18 RBI...**1995**...spent 1st full year at triple-A, tying for 9th in International League with .294 mark...returned to 2B from 3B, but committed league-high 25 errors...**1994**...played exclusively at double-A Knoxville...made transition from 2B to 3B, playing 126 games at hot corner...led Southern League 3B with 127 putouts, 42 errors and 126 games...finished 2nd on club with 30 2Bs and 74 runs...**1993**...finished 10th in Florida State League in on-base percentage (.387) while playing for Dunedin...averaged better than hit per game (103 hits, 96 games)...**1992**...marked 1st full season in minors...hit safely in 12 consecutive games May 9-21 (.436, 17-for-39), raising average from .205 to .282...**1991**...led all Pioneer League 2B in putouts (97)...tied for 10th in slugging (.478) and tied for 5th in triples (4)...led rookie-league Medicine Hat club in batting (.310) and was recipient of R. Howard Webster Award as team MVP....

PERSONAL...graduated from Notre Dame (Puerto Rico) High School...works in real estate during off-season...single...resides in Caguas, PR...

FELIPE JAVIER CRESPO (CLAUDIO)

Year	Club	AVG	G	AB	R	H	2B	3B	HR	RBI	SH	SF	HP	BB	SO	SB	CS	E
1991	Medicine Hat	.310	49	184	40	57	11	4	4	31	2	2	3	25	31	6	4	23
1992	Myrtle Beach	.281	81	263	43	74	14	3	1	29	2	5	4	58	38	7	7	22
1993	Dunedin	.299	96	345	51	103	16	8	6	39	5	2	4	47	40	18	5	25
1994	Knoxville	.269	129	502	74	135	30	4	8	49	4	1	2	57	95	20	8	42
1995	Syracuse	.294	88	347	56	102	20	5	13	41	1	1	2	41	56	12	7	25
1996	Dunedin	.324	9	34	3	11	1	0	2	6	0	0	0	2	3	1	3	2
	Toronto	.184	22	49	6	9	4	0	0	4	0	0	3	12	13	1	0	1
	Syracuse	.282	98	355	53	100	25	0	8	58	2	4	9	56	39	10	11	19
1997	Toronto	.286	12	28	3	8	0	1	1	5	1	0	0	2	4	0	0	1
	Syracuse	.259	80	290	53	75	12	0	12	26	2	2	4	46	38	7	7	12
1998	Toronto	.262	66	130	11	34	8	1	1	15	4	2	2	15	27	4	3	4
1999	Fresno	.332	112	385	98	128	27	5	24	84	5	7	7	78	73	17	8	13
	Minor Totals	.290	742	2705	471	785	156	29	78	363	23	24	35	410	413	98	60	183
	M.L. Totals	.246	100	207	20	51	12	2	2	24	5	2	5	29	44	5	3	6

CRESPO VS. 2000 OPPONENTS

	1999					CAREER				
	AVG	AB	H	HR	RBI	AVG	AB	H	HR	RBI
vs. Arizona	—	—	—	—	—	—	—	—	—	—
Atlanta	—	—	—	—	—	—	—	—	—	—
Chicago	—	—	—	—	—	—	—	—	—	—
Cincinnati	—	—	—	—	—	—	—	—	—	—
Colorado	—	—	—	—	—	—	—	—	—	—
Florida	—	—	—	—	—	—	—	—	—	—
Houston	—	—	—	—	—	—	—	—	—	—
Los Angeles	—	—	—	—	—	—	—	—	—	—
Milwaukee	—	—	—	—	—	—	—	—	—	—
Montreal	—	—	—	—	—	—	—	—	—	—
New York	—	—	—	—	—	—	—	—	—	—
Philadelphia	—	—	—	—	—	—	—	—	—	—
Pittsburgh	—	—	—	—	—	—	—	—	—	—
St. Louis	—	—	—	—	—	—	—	—	—	—
San Diego	—	—	—	—	—	—	—	—	—	—
San Francisco	—	—	—	—	—	—	—	—	—	—
Anaheim	—	—	—	—	—	.000	1	0	0	0
Oakland	—	—	—	—	—	.211	19	4	0	2
Seattle	—	—	—	—	—	.333	12	4	2	7
Texas	—	—	—	—	—	.286	14	4	0	2
Interleague	—	—	—	—	—	.214	28	6	0	0

CRESPO'S CAREER IN BALLPARKS

	AVG	AB	H	HR	RBI		AVG	AB	H	HR	RBI
at Arizona	—	—	—	—	—	at New York	—	—	—	—	—
Atlanta	.000	4	0	0	0	Philadelphia	—	—	—	—	—
Chicago	—	—	—	—	—	Pittsburgh	—	—	—	—	—
Cincinnati	—	—	—	—	—	St. Louis	—	—	—	—	—
Colorado	—	—	—	—	—	San Diego	—	—	—	—	—
Florida	.333	3	1	0	0	San Francisco	—	—	—	—	—
Houston	—	—	—	—	—	Anaheim	—	0	0	0	0
Los Angeles	—	—	—	—	—	Oakland	.182	11	2	0	2
Milwaukee	—	—	—	—	—	Seattle	—	—	—	—	—
Montreal	.222	9	2	0	0	Texas	.200	5	1	0	1

CRESPO BY MONTH

	1999					CAREER				
	AVG	AB	H	HR	RBI	AVG	AB	H	HR	RBI
In March/April	—	—	—	—	—	.231	26	6	0	4
May	—	—	—	—	—	.163	43	7	0	2
June	—	—	—	—	—	.217	46	10	0	3
July	—	—	—	—	—	.429	21	9	0	2
August	—	—	—	—	—	.143	14	2	1	4
Sept./Oct.	—	—	—	—	—	.298	57	17	1	9
Before ASB	—	—	—	—	—	.214	126	27	0	9
After ASB	—	—	—	—	—	.296	81	24	2	15

CRESPO'S STATISTICAL BREAKDOWN

	1999					CAREER				
	AVG	AB	H	HR	RBI	AVG	AB	H	HR	RBI
Home	—	—	—	—	—	.210	81	17	0	4
Road	—	—	—	—	—	.270	126	34	2	20
Day	—	—	—	—	—	.259	85	22	1	10
Night	—	—	—	—	—	.238	122	29	1	14
Grass	—	—	—	—	—	.264	91	24	0	10
Turf	—	—	—	—	—	.233	116	27	2	14
vs.LHP	—	—	—	—	—	.229	48	11	2	10
vs.RHP	—	—	—	—	—	.252	159	40	0	14
RISP	—	—	—	—	—	.320	50	16	1	22
as Pinch Hitter	—	—	—	—	—	.176	17	3	0	3
as Designated Hitter	—	—	—	—	—	—	—	—	—	—

CRESPO'S CAREER FIELDING

Position	PCT.	G	PO	A	E	TC	DP	PB
First Base	.888	3	7	1	1	9	0	—
Second Base	.951	19	32	46	4	82	10	—
Third Base	.969	15	15	16	1	32	3	—
Outfield	1.000	42	56	1	0	57	1	—

CAREER TRANSACTIONS

- Selected by Toronto in 3rd round of June 1990 draft.
- Placed on Disabled List April 2-24, 1996 (including rehabilitation assignment to Dunedin April 2-24) with pulled left hamstring.
- Released by Toronto, March 17, 1999; signed with San Francisco, April 27, 1999.

CAREER HIGHS

- **Most Hits:** 3, July 14, 1998 at Baltimore (with Toronto)
- **Most RBI:** 3, Aug. 19, 1998 at Seattle (with Toronto)
- **Most Home Runs:** 1 (twice), last: Aug. 19, 1998 at Seattle (with Toronto)
- **Career Grand Slams:** None
- **Longest Hitting Streak:** 4 games (twice), last: June 7-17, 1998

Russ Davis

INFILDER



Birthdate: September 13, 1969

2000 Opening Day Age: 30

Birthplace: Birmingham, Alabama

Bats: Right **Throws:** Right **Height:** 6-0 **Weight:** 195

M.L. Service: 4 years, 142 days

How Obtained: Signed as free agent, January 24, 2000.

Contract Status: Non-roster invitee

CAREER...power-hitting 3rd baseman comes to Giants as non-roster invitee...has hit 20 home runs in each of last 3 seasons (61 total over that period)...has seen Major League action with New York Yankees (1994-95) and Seattle (1996-99)...entered Mariner record books as 1st player to hit home run at SAFECO Field July 17, 1999 with solo blast to left field off San Diego's Woody Williams...was originally selected by Yankees in 29th round of 1988 draft while Brian Sabean was director of scouting for New York...is reunited with J.T. Snow, as 2 were roommates during their minor league days with Yankees...

1999 SEASON...bounced back defensively and continued to flourish as power hitter...established career high for home runs (21) despite missing last 20 contests of year with fractured bone in left foot...suffered injury Sept. 13 when he fouled ball off his foot...committed only 12 errors in 124 games at 3B, finishing 3rd among AL 3rd basemen with .959 fielding mark...drove in career-high 5 RBI April 29 vs. Detroit, going 3-for-5 with 2 2Bs...started season with 8-game hitting streak that included 3 home runs...launched pair of home runs May 3 at Toronto for 5th career multi-HR game...

1998...had career-year offensively but struggled defensively in 1st half of season...was named AL West 3B by *The Sporting News* in their post-season wrap-up...established career bests in nearly every offensive category, including games (141), runs (68), doubles (30) and RBI (82)...RBI total of 82 approached his career total (94) entering season...matched career high with pair of home runs April 8 vs. New York, 2nd career multi-HR game...added multi-clout contest April 19 at Minnesota...started in left field July 10, becoming 59th different Seattle left fielder since 1989...made 3 starts overall in left...had 2 clouts Aug. 8 at Detroit, 4th career 2-HR contest...did not commit error in final 25 games Aug. 27 through end of season...committed 25 defensive miscues prior to All-Star Break, just 9 in 2nd half of season, including 2 in left field...**1997**...breakthrough season was cut short by injury...sprained right ankle in collision at home plate vs. New York's Joe Girardi and was placed on Disabled List Aug. 25-Sept. 26...gave notice of things to come with solo home run Opening Night vs. New York...went career-high 4-for-4 with 4 RBI April 23 vs. Kansas City...committed 10 errors in 1st 27 games (through May 3), but had only 8 miscues in his final 92 outings...posted career-high 13-game hitting streak June 11-24, when he hit .417 (20-for-48)...had game-winning home run June 14 off LA's Antonio Osuna, which was 1st of his 4 game-ending hits...**1996**...came to Mariners in off-season trade, but had 1st season in Northwest cut short due to injury...suffered fractured left fibula and severely sprained ankle June 7 at Kansas City that ended his season...was chasing foul pop and spikes caught on warning track...was 2-for-5 with 2B March 31 as Opening Night double set up winning run in Mariner debut...bases loaded 2B April 15 vs. California tied game at 10-10 and capped Seattle's largest-ever comeback in game M's had trailed 9-1...**1995**...split time between triple-A Columbus and New York Yankees...began season with Clippers and played just 8 games before recall May 6...broke up California's Chuck Finley's perfect game May 23, leading off 6th with 1st career triple...hit .250 in 8 games, 5 starts, before being optioned (Andy Pettitte recalled) back to Columbus May 27...was recalled to New York June 12 and remained for balance of season...hit .280 over 32 games, 24 starts, during 2nd recall...hit 1st Major League HR June 28 vs. Detroit, solo shot off David Wells...**1994**...spent most of campaign at Columbus before making big league debut with Yankees...despite having season end prematurely with fractured right wrist, ranked

among International League leaders with 25 HRs (T2nd), 57 extra base hits (T3rd) and .538 slugging percentage (3rd)...was recalled to New York July 6 when Don Mattingly was placed on Disabled List...made Major League debut as defensive replacement that night vs. Oakland...collected 1st big league hit July 8 off California's Brian Anderson...had 1st ML RBI July 10 off California's Finley...was optioned to Columbus July 13...**1993**...finished 2nd in International League with 26 home runs for Columbus...was tabbed league's best defensive 3B by *Baseball America*, despite committing league-high 25 errors...tied for 5th in IL with 51 extra base hits...was IL Player of Week May 30-June 5 and earned Yankees' Player of Month for June...**1992**...had strong season at double-A Albany, establishing then-career bests in batting average (.285), home runs (22) and RBI (71)...was named Eastern League MVP after tying for league lead in slugging percentage (.482), tying for 2nd in home runs, tying for 4th in runs and 7th in average...was named to Double-A All-Star Team by *Baseball America*...was named 3rd best prospect in Eastern League by *Baseball America*...**1991**...tied for Eastern League in fielding percentage (.917)...led league in putouts (83), assists (205) and total chances (314)...**1990**...spent entire year at single-A Prince William...led circuit in 2Bs (37) and was named to Carolina League All-Star team...**1989**...combined to hit .248, splitting time between single-A Ft. Lauderdale and Oneonta...**1988**...opened professional career at rookie-league Sarasota...

PERSONAL...graduated from Hueytown (AL) High School in 1987...earned MVP and all-county honors as senior...also won league home run title that year...attended Shelton State (Tuscaloosa, AL) Community College, earning all-conference accolades in 1988...was signed by late Giants scouting director Bob Hartsfield, when he worked for Yankees...married (Adryne)...1 son (Jared Ross, Sept. 17, 1994)...1 daughter (Olivia Tess, July 11, 1998)...resides in Birmingham, AL...

RUSSELL STEWART DAVIS

Year	Club	AVG	G	AB	R	H	2B	3B	HR	RBI	SH	SF	HP	BB	SO	SB	CS	E
1988	Sarasota	.230	58	213	33	49	11	3	2	30	2	3	1	16	39	6	2	15
1989	Ft. Lauderdale	.184	48	147	8	27	5	1	2	22	4	0	0	11	38	3	1	18
	Oneonta	.288	65	236	33	68	7	5	7	42	1	2	1	19	44	3	3	17
1990	Prince William	.249	137	510	55	127	37	3	16	71	0	6	5	37	136	3	1	24
1991	Albany	.218	135	473	57	103	23	3	8	58	1	6	5	50	102	3	0	26
1992	Albany	.285	132	491	77	140	23	4	22	71	0	5	7	49	93	3	3	23
1993	Columbus	.255	113	424	63	108	24	1	26	83	2	6	3	40	118	1	1	26
1994	Columbus	.276	117	416	76	115	30	2	25	69	0	3	5	62	93	3	7	23
	New York (AL)	.143	4	14	0	2	0	0	0	1	0	0	0	0	4	0	0	0
1995	Columbus	.250	20	76	12	19	4	1	2	15	0	1	1	17	23	0	0	7
	New York (AL)	.276	40	98	14	27	5	2	2	12	0	0	1	10	26	0	0	2
1996	Seattle	.234	51	167	24	39	9	0	5	18	4	0	2	17	50	2	0	7
1997	Seattle	.271	119	420	57	114	29	1	20	63	3	2	2	27	100	6	2	18
1998	Seattle	.259	141	502	68	130	30	1	20	82	2	9	3	34	134	4	3	34
1999	Seattle	.245	124	432	55	106	17	1	21	59	7	2	5	32	111	3	3	12
Minor Totals		.253	825	2986	414	756	164	23	110	461	10	32	28	301	686	25	18	179
M.L. Totals		.256	479	1633	218	418	90	5	68	235	16	13	13	120	425	15	8	73

DIVISION SERIES RECORD

Year	Club	AVG	G	AB	R	H	2B	3B	HR	RBI	SH	SF	HP	BB	SO	SB	CS	E
1995	NY Yankees vs. SEA	.200	2	5	0	1	0	0	0	0	0	0	0	0	2	0	0	0

DAVIS VS. 2000 OPPONENTS

	1999					CAREER				
	AVG	AB	H	HR	RBI	AVG	AB	H	HR	RBI
vs. Arizona	.231	13	3	0	3	.250	24	6	1	5
Atlanta	—	—	—	—	—	—	—	—	—	—
Chicago	—	—	—	—	—	—	—	—	—	—
Cincinnati	—	—	—	—	—	—	—	—	—	—
Colorado	—	—	—	—	—	.241	29	7	3	8
Florida	—	—	—	—	—	—	—	—	—	—
Houston	—	—	—	—	—	—	—	—	—	—
Los Angeles	.000	2	0	0	0	.273	22	6	1	3
Milwaukee	—	—	—	—	—	.255	51	13	3	5
Montreal	—	—	—	—	—	—	—	—	—	—
New York	—	—	—	—	—	—	—	—	—	—
Philadelphia	—	—	—	—	—	—	—	—	—	—
Pittsburgh	—	—	—	—	—	—	—	—	—	—
St. Louis	—	—	—	—	—	—	—	—	—	—
San Diego	.238	21	5	1	2	.268	41	11	2	5
San Francisco	.250	8	2	0	0	.361	36	13	3	6
Anaheim	.233	30	7	2	4	.229	118	27	2	11
Oakland	.276	29	8	1	2	.198	81	16	1	5
Seattle	—	—	—	—	—	.143	7	1	0	1
Texas	.136	22	3	1	6	.267	101	27	2	19
Interleague	.227	44	10	1	5	.283	152	43	10	27

DAVIS' CAREER IN BALLPARKS

	1999						CAREER				
	AVG	AB	H	HR	RBI		AVG	AB	H	HR	RBI
at Arizona	.273	11	3	1	2	at New York	—	—	—	—	—
Atlanta	—	—	—	—	—	Philadelphia	—	—	—	—	—
Chicago	—	—	—	—	—	Pittsburgh	—	—	—	—	—
Cincinnati	—	—	—	—	—	St. Louis	—	—	—	—	—
Colorado	.000	8	0	0	0	San Diego	.259	27	7	1	3
Florida	—	—	—	—	—	San Francisco	—	—	—	—	—
Houston	—	—	—	—	—	Anaheim	.231	65	15	2	6
Los Angeles	.000	2	0	0	0	Oakland	.128	39	5	0	3
Milwaukee	.207	29	6	1	2	Seattle	.305	95	29	2	11
Montreal	—	—	—	—	—	Texas	.314	51	16	1	9

DAVIS BY MONTH

	1999					CAREER				
	AVG	AB	H	HR	RBI	AVG	AB	H	HR	RBI
in March/April	.247	85	21	5	14	.288	330	95	17	60
May	.253	79	20	7	14	.243	333	81	14	43
June	.153	72	11	3	8	.240	287	69	13	33
July	.278	72	20	4	13	.268	265	71	11	51
August	.225	89	20	0	5	.236	288	68	10	36
Sept./Oct.	.400	35	14	2	5	.262	130	34	3	12
Before ASB	.225	258	58	17	41	.259	1033	268	49	150
After ASB	.276	174	48	4	18	.250	600	150	19	85

DAVIS' STATISTICAL BREAKDOWN

	1999					CAREER				
	AVG	AB	H	HR	RBI	AVG	AB	H	HR	RBI
Home	.287	216	62	12	34	.267	801	214	35	122
Road	.204	216	44	9	25	.245	832	204	33	113
Day	.255	102	26	5	20	.258	497	128	27	79
Night	.242	330	80	16	39	.255	1136	290	41	156
Grass	.254	272	69	10	34	.251	837	210	28	106
Turf	.231	160	37	11	25	.261	796	208	40	129
vs.LHP	.298	104	31	8	18	.282	451	127	19	70
vs.RHP	.229	328	75	13	41	.246	1182	291	49	165
RISP	.221	104	23	5	28	.263	419	110	14	160
as Pinch Hitter	.000	1	0	0	0	.333	12	4	1	4
as Designated Hitter	—	—	—	—	—	.364	11	4	0	1

DAVIS' CAREER FIELDING

Position	PCT.	G	PO	A	E	TC	DP	PB
First Base	1.000	2	1	0	0	1	0	—
Third Base	.935	467	230	799	71	1100	73	—
Shortstop	—	2	0	0	0	0	0	—
Outfield	.333	3	1	0	2	3	0	—

CAREER TRANSACTIONS

- Selected by New York Yankees in 29th round of June 1988 draft.
- Traded to Seattle with Sterling Hitchcock (LHP) in exchange for Tino Martinez (IF), Jeff Nelson (RHP) and Jim Mecir (RHP), Dec. 7, 1995.
- Placed on Disabled List June 8, 1996-remainder of season with fractured left fibula.
- Placed on Disabled List Aug. 25-Sept. 26, 1997 with sprained right ankle.
- Granted free agency Dec. 20, 1999; signed with San Francisco, Jan. 24, 2000.

CAREER HIGHS


- **Most Hits:** 4, April 23, 1997 vs. Kansas City (with Seattle)
- **Most RBI:** 5, April 29, 1999 at Detroit (with Seattle)
- **Most Home Runs:** 2 (6 times), last: June 1, 1999 vs. Baltimore (with Seattle)
- **Career Grand Slams:** None
- **Longest Hitting Streak:** 13 games, June 11-24, 1997

San Francisco Non-Roster Invitees Who Made Opening Day Rosters

1999	Miguel Del Toro (RHP)	1990	Tony Perezchica (IF)
	Scott Servais (C)		Russ Swan (LHP)
1998	Alex Diaz (OF)	1989	Jeff Brantley (RHP)
1997	Damon Berryhill (C)		Ed Jurak (IF)
	Rich Rodriguez (LHP)		James Steels (OF)
1996	Mel Hall (OF)	1988	None
	Chris Hook (RHP)	1987	None
1995	Todd Benzinger (IF)	1986	Mike LaCoss (RHP)
	Mark Leiter (RHP)		Brad Gulden (C)
1994	None		Will Clark (IF)
1993	Mark Carreon (OF)	1985	Vida Blue (LHP)
	Jeff Reed (C)	1984	Jeff Robinson (RHP)
1992	Craig Colbert (C)		Scot Thompson (IF)
	Jim McNamara (C)		Gene Richards (OF)
	Cory Snyder (OF)	1983	None
1991	None	1982	Jim Barr (RHP)

Wilson Delgado

INFIELDER



Birthdate: July 15, 1975

2000 Opening Day Age: 24

Birthplace: San Cristobal, Dominican Republic

Bats: Both **Throws:** Right **Height:** 5-11 **Weight:** 165

M.L. Service: 1 year, 18 days

How Obtained: Acquired from Seattle with LHP Shawn Estes in exchange for RHP Salomon Torres, May 20, 1995.

Contract Status: Signed through 2000

CAREER...switch-hitting infielder has displayed solid glove work while posting .285 career minor league batting mark...has seen limited action with Giants in each of last 4 seasons (59 games total)...made his Major League debut in 1996, after spending most of campaign at single-A San Jose...that year, skipped double-A Shreveport before jumping to triple-A Phoenix for PCL playoffs and eventually was called up to San Francisco for club's final road trip of season...won 1994 Arizona League batting title...originally signed with Seattle as non-drafted free agent at age of 17...

1999 SEASON...made 2 stints on Giants roster during season, posting .254 average in 35 games...made 13 starts with SF (8 at SS, 5 at 2B), hitting safely in 7 of 13 contests while going 11-for-49 (.224) with 2 2Bs, 3B, 2 RBI and 5 runs scored as starter...was with SF May 7-July 30, hitting .271 (13-for-49) with 2B, 2 RBI, SB and 4 runs scored in 25 games (8 starts, 3 at SS, 5 at 2B)...delivered game-winning hit in 9th inning June 20 vs. Chicago, producing 2-out 1B (off Rick Aguilera) to plate Stan Javier as SF scored twice in frame for 7-6 victory...finished 1-for-2 on afternoon, after entering at SS on double switch in 8th inning...was recalled from triple-A Fresno Sept. 1, marking 2nd time up with Giants...logged career-best 3-hit afternoon Sept. 5 in Pittsburgh, going 3-for-4 with 2B and RBI...in 57 games overall for Fresno, hit .300 (64-for-213) with 10 2Bs, 3 3Bs, 1 HR, 33 RBI, 28 runs scored and 4 SBs...

1998...spent majority of season at triple-A Fresno, while also seeing action with San Francisco on 2 different occasions...established career-bests in home runs (12), RBI (63), at-bats (512) and runs scored (87)...was hitting .272 (88-for-324) with 15 2Bs, 1 3B, 5 HRs, 36 RBI and 5 stolen bases before his recall July 4...made '98 debut that afternoon vs. Los Angeles, walking as PH...as optioned back to Fresno July 20 when Aurilia was activated from Disabled List...remained with Grizzlies for remainder of their season and PCL playoffs before receiving September call-up...upon his return to Fresno in July, hit .318 (54-for-170) with 7 2Bs, 3B, 7 HRs and 27 RBI...started all 5 PCL playoff games at shortstop, hitting .190 (4-for-21) with 2 runs scored and 1 RBI...joined Giants Sept. 14 following Fresno's elimination from Pacific Coast League post-season...**1997**...logged full season at triple-A Phoenix, while also spending pair of stints with Giants...posted solid .288 average with Firebirds, collecting 22 doubles and 59 RBI in 119 games...was optioned to minors during latter part of Spring Training, but actually began year with SF...was recalled prior to season opener when Mark Lewis was placed on Disabled List...made just 1 appearance with Giants (0-for-1 as pinch hitter) prior to being optioned to Phoenix as Lewis was activated April 7...was with 'Birds until Sept. 1, when he was recalled 2nd time and remained with Giants through end of season...made 7 more appearances (no starts) with big club in September, going 1-for-7 with 2B and run scored...while with Phoenix, started 116 of 143 games, making 114 appearances at shortstop and 5 at 2nd base...**1996**...played at 3 different levels in Giants' organization in 1996, spending majority of year at single-A San Jose before moving up to Phoenix and eventually SF...had contract purchased from Phoenix Sept. 24 to take roster spot of disabled Rich Aurilia...made ML debut Sept. 24 at LA, starting at shortstop and going 0-for-3 with 2 strikeouts...also made fielding error in SF's 6-2 defeat...however, hit safely in his final 5 games, going 8-for-19 (.421) with 2 RBI...also played flawless defense over those final 5 contests...picked up 1st ML hit Sept. 25 at Los Angeles, singling off Pedro Astacio...spent most of season at single-A San Jose, where he hit .268 with 2 HRs and 54 RBI in 121 games...was promoted to triple-A Phoenix in late August (.140, 0 HR, 1 RBI, 12 regular sea-

son games)...in 7 PCL playoff games, hit .400 (10-for-25) with 2B, 3B and 3 RBI...participated in Arizona Fall League following season. Playing for Scottsdale Scorpions...**1995**...spent campaign in Midwest League, playing for both Wisconsin and Burlington...started year with Seattle's club at Wisconsin (.254, 0 HR, 7 RBI) before coming to Giants' organization May 20 with LHP Shawn Estes in exchange for RHP Salomon Torres...named #7 prospect in Midwest League by *Baseball America*...his .297 batting average ranked 7th among Giants' minor leaguers...**1994**...won Arizona League batting title, posting .376 mark for Peoria Mariners...of his 56 hits, only 9 were extra-base hits (5 2Bs, 4 3Bs)...stole career-high 13 bases...**1993**...played for Mariners' Dominican Summer League club...

A GIANT IN THE COMMUNITY...lends his support to several local Latin American organizations through his participation in Giants' Latin American Day festivities...

PERSONAL...originally signed by Seattle as free agent, Oct. 29, 1992...single...resides in San Cristobal, DR...

WILSON DURAN DELGADO

Year	Club	AVG	G	AB	R	H	2B	3B	HR	RBI	SH	SF	HP	BB	SO	SB	CS	E
1993	DSL-Mariners	.292	60	171	19	50	8	0	0	26	7	0	1	34	25	5	9	—
1994	Peoria	.376	39	149	30	56	5	4	0	10	0	0	1	15	24	13	5	10
	Appleton	.194	9	31	2	6	0	0	0	0	0	0	0	0	0	0	0	1
1995	Port City	.195	13	41	3	8	4	0	0	1	0	0	0	6	8	0	0	5
	Wisconsin	.243	19	70	13	17	3	0	0	7	2	0	0	3	15	3	0	6
	Burlington	.310	93	365	52	113	20	3	5	37	2	1	2	32	57	9	9	19
	San Jose	.000	1	2	1	0	0	0	0	0	0	0	0	0	0	0	0	0
1996	San Jose	.268	121	462	59	124	19	6	2	54	4	4	2	48	89	8	2	24
	Phoenix	.140	12	43	1	6	0	1	0	1	0	0	0	3	7	0	1	2
	San Francisco	.364	6	22	3	8	0	0	0	2	0	0	2	1	5	1	0	1
1997	San Francisco	.143	8	7	1	1	1	0	0	0	1	0	0	0	2	0	0	0
	Phoenix	.288	119	416	47	120	22	4	9	59	6	4	1	24	70	9	3	18
1998	Fresno	.277	127	512	87	142	22	2	12	63	4	4	3	52	92	9	5	23
	San Francisco	.167	10	12	1	2	1	0	0	1	0	0	0	1	3	0	0	0
1999	Fresno	.300	57	213	28	64	10	3	1	33	3	0	0	18	35	4	2	15
	San Francisco	.254	35	71	7	18	2	1	0	3	1	0	1	5	9	1	0	5
Minor Totals		.285	610	2304	323	656	105	23	29	265	28	13	10	201	405	55	36	123
M.L. Totals		.259	59	112	12	29	4	1	0	6	2	0	3	7	19	2	0	6

DELGADO VS. 2000 OPPONENTS

	1999					CAREER				
	AVG	AB	H	HR	RBI	AVG	AB	H	HR	RBI
vs. Arizona	.500	6	3	0	0	.500	6	3	0	0
Atlanta	.500	4	2	0	0	.500	4	2	0	0
Chicago	.500	2	1	0	1	.500	2	1	0	1
Cincinnati	.000	5	0	0	0	.000	5	0	0	0
Colorado	.200	15	3	0	1	.300	30	9	0	2
Florida	—	—	—	—	—	.000	1	0	0	0
Houston	.000	5	0	0	0	.000	8	0	0	0
Los Angeles	.000	4	0	0	0	.150	20	3	0	2
Milwaukee	—	—	—	—	—	—	—	—	—	—
Montreal	.333	3	1	0	0	.333	3	1	0	0
New York	—	—	—	—	—	—	—	—	—	—
Philadelphia	.333	3	1	0	0	.333	3	1	0	0
Pittsburgh	.600	5	3	0	1	.571	7	4	0	1
St. Louis	.333	9	3	0	0	.333	9	3	0	0
San Diego	.000	2	0	0	0	.167	6	1	0	0
San Francisco	—	—	—	—	—	—	—	—	—	—
Anaheim	—	—	—	—	—	—	—	—	—	—
Oakland	.125	8	1	0	0	.125	8	1	0	0
Seattle	—	—	—	—	—	—	—	—	—	—
Texas	—	—	—	—	—	—	—	—	—	—
Interleague	.125	8	1	0	0	.125	8	1	0	0

DELGADO'S CAREER IN BALLPARKS

	AVG	AB	H	HR	RBI		AVG	AB	H	HR	RBI
at Arizona	—	—	—	—	—	at New York	—	—	—	—	—
Atlanta	—	—	—	—	—	Philadelphia	1.000	1	1	0	0
Chicago	—	—	—	—	—	Pittsburgh	.600	5	3	0	1
Cincinnati	—	—	—	—	—	St. Louis	.333	3	1	0	0
Colorado	.296	27	8	0	2	San Diego	.000	2	0	0	0
Florida	.000	1	0	0	0	San Francisco	—	—	—	—	—
Houston	—	—	—	—	—	Anaheim	—	—	—	—	—
Los Angeles	.167	18	3	0	1	Oakland	—	—	—	—	—
Milwaukee	—	—	—	—	—	Seattle	—	—	—	—	—
Montreal	.333	3	1	0	0	Texas	—	—	—	—	—

DELGADO BY MONTH

	1999					CAREER				
	AVG	AB	H	HR	RBI	AVG	AB	H	HR	RBI
In March/April	—	—	—	—	—	.000	1	0	0	0
May	.294	17	5	0	0	.294	17	5	0	0
June	.357	14	5	0	2	.357	14	5	0	2
July	.176	17	3	0	0	.154	26	4	0	0
August	—	—	—	—	—	—	—	—	—	—
Sept./Oct.	.217	23	5	0	1	.278	54	15	0	4
Before ASB	.324	37	12	0	2	.316	38	12	0	2
After ASB	.176	34	6	0	1	.230	74	17	0	4

DELGADO'S STATISTICAL BREAKDOWN

	1999					CAREER				
	AVG	AB	H	HR	RBI	AVG	AB	H	HR	RBI
Home	.250	40	10	0	1	.250	8	2	0	1
Road	.258	31	8	0	2	.273	33	9	0	2
Day	.277	47	13	0	3	.250	16	4	0	2
Night	.208	24	5	0	0	.280	25	7	0	1
Grass	.217	60	13	0	2	.242	99	24	0	5
Turf	.455	11	5	0	1	.385	13	5	0	1
vs.LHP	.333	24	8	0	1	.000	7	0	0	1
vs.RHP	.213	47	10	0	2	.324	34	11	0	2
RISP	.200	20	4	0	3	.125	8	1	0	3
as Pinch Hitter	.333	6	2	0	0	.000	7	0	0	1
as Designated Hitter	—	—	—	—	—	—	—	—	—	—

DELGADO'S CAREER FIELDING

Position	PCT.	G	PO	A	E	TC	DP	PB
Second Base	.967	18	18	12	1	31	3	—
Shortstop	.968	33	38	51	5	94	15	—

CAREER TRANSACTIONS

- Signed by Seattle as non-drafted free agent, October 29, 1992.
- Acquired from Seattle with LHP Shawn Estes in exchange for RHP Salomon Torres, May 20, 1995.

CAREER HIGHS

- **Most Hits:** 3, September 5, 1999 at Pittsburgh
- **Most RBI:** 1 (6 times), last September 5, 1999 at Pittsburgh
- **Most Home Runs:** None
- **Career Grand Slams:** None
- **Longest Hitting Streak:** 5 games, Sept. 25-29, 1996

Miguel Del Toro

PITCHER (RH)



Birthdate: June 22, 1972

2000 Opening Day Age: 27

Birthplace: Sonora, Mexico

Bats: Right **Throws:** Right **Height:** 6-1 **Weight:** 160

M.L. Service: 53 days

How Obtained: Signed as free agent, November 11, 1998.

Contract Status: Signed through 2000

CAREER...made Major League debut with Giants in 1999, earning spot on SF's Opening Day roster...became 1st Mexican native to appear with SF since IF Tony Perezchica in 1991...came to Giants '99 spring camp as non-roster invitee...marked 2nd appearance in ML Spring Training, also receiving invite from Pittsburgh in 1998...is former Mexican League hurler (1993-98), having been on same staff with Major Leaguers Francisco Cordova (1993-94), Elmer Dessens (1993-94, 1997), Esteban Loaiza (1993), Roberto Ramirez (1993-94, 1997) and Ricardo Rincon (1994) for Mexico City Red Devils...was originally signed by Pirates as non-drafted free agent April 3, 1992, having his contract loaned to Mexican Summer League squads each year from 1993-98...

1999 SEASON...logged 14 outings in relief for Giants, while also appearing in 40 contests with triple-A Fresno...marked 1st career appearance in majors, capturing spot on Opening Day roster after going to spring camp as non-roster invitee...made ML debut April 6 at Cincinnati, retiring 10 of 11 batters faced while logging 3.1-scoreless frames (1h,1so)...entered contest with SF trailing 6-0 in 2nd inning, holding Reds scoreless while Giants mounted rally and eventually won 7-6...logged 6 appearances with SF during April, posting 0-0 mark and 5.27 ERA (13.2ip,8er,17h)...was touched for runs in each of 4 appearances April 13-22 (8er, 8.1ip), subsequently being optioned to Fresno April 23...appeared in 40 games for Grizzlies, posting 4-0 mark with 4.42 ERA (71.1ip,35er)...was called back up to Giants Sept. 1, logging 8 appearances over final month...during September recall, had no record with 2.70 ERA (10ip,7h,3er)...included was scoreless efforts in 5 of last 7 outings (9.2ip,2er)...overall with SF, retired 9 of 15 1st batters faced (60.0%), while stranding 3 of 5 inherited runners (60.0%)...pitched for Mazatlan of Mexican Winter League following season...

1998...spent 2nd straight and 4th year overall with Mexico City Red Devils...ranked 4th on club in wins, posting 9-4 mark with 5 saves and 3.82 ERA...proved versatile, making team-high 39 appearances with 29 out of bullpen and 10 coming as starter...prior to campaign had not made start since initial professional season in 1992...**1997**...returned to Mexico City after pitching previous 2 seasons for Reynosa squad...made 26 relief appearances (3.75 ERA), but did not record decision or save...**1996**...worked 2nd straight year at Reynosa...logged team-high 7 saves, while ranking 2nd on staff with 32 appearances...overall, was 1-1 with 4.11 ERA...**1995**...spent 1st year with Reynosa, ranking 3rd in league with 16 saves...overall, was 5-4 with 2.25 ERA in 37 appearances...**1994**...made 12 appearances with champion Red Devils, posting 0-0 record with 6.97 ERA...**1993**...appeared in just 5 games in 1st season as reliever, posting 0-0 mark with 7.94 ERA...**1992**...was assigned to Pirates rookie-level squad at Bradenton following signing in April...posted 2-5 mark with 1 save and 3.43 ERA in 11 outings (10 starts)...tied for 5th in Gulf Coast League in losses...

PERSONAL...graduated from Cobash (San Ignacio, MX) High School in 1990...married (Eloisa)...daughter (Maria, Aug. 5, 1991)...son (Miguel, Jr., June 11, 1997)...resides in Sonora, Mexico...

MIGUEL ALFONSO DEL TORO

Year	Club	W-L	ERA	G	GS	CG	SH	SV	IP	H	R	ER	HR	HB	BB	SO	WP	BK
1992	Bradenton	2-5	3.43	11	10	1	0	1	60.1	64	30	23	0	3	21	41	5	5
1993	Mexico City	0-0	7.94	5	0	0	0	0	5.2	7	7	5	0	0	5	2	0	0
1994	Mexico City	0-0	6.97	12	0	0	0	0	10.1	14	8	8	0	2	8	8	0	0
1995	Reynosa	5-4	2.25	37	0	0	0	16	68.0	54	23	17	2	4	43	49	4	0
1996	Reynosa	1-1	4.11	32	0	0	0	7	46.0	45	27	21	2	7	36	29	3	0
1997	Mexico City	0-0	3.75	26	0	0	0	0	36.0	21	18	15	1	3	32	30	2	0
1998	Mexico City	9-4	3.82	39	10	0	0	5	92.0	81	41	39	3	3	44	56	4	0
1999	San Francisco	0-0	4.18	14	0	0	0	0	23.2	24	11	11	5	0	11	20	0	0
	Fresno	4-2	4.42	40	0	0	0	0	71.1	76	41	35	11	6	29	71	5	1
Minor Totals		21-16	3.76	202	20	1	0	29	389.2	362	195	163	19	29	218	286	23	6
M.L. Totals		0-0	4.18	14	0	0	0	0	23.2	24	11	11	5	0	11	20	0	0

DEL TORO VS. 2000 OPPONENTS

	1999						CAREER					
	W-L-S	ERA	G	IP	H	ER	W-L-S	ERA	G	IP	H	ER
vs. Arizona	0-0-0	9.00	2	2.0	3	2	0-0-0	9.00	2	2.0	3	2
Atlanta	—	—	—	—	—	—	—	—	—	—	—	—
Chicago	—	—	—	—	—	—	—	—	—	—	—	—
Cincinnati	0-0-0	0.00	1	3.1	1	0	0-0-0	0.00	1	3.1	1	0
Colorado	0-0-0	5.79	2	4.2	5	3	0-0-0	5.79	2	4.2	5	3
Florida	—	—	—	—	—	—	—	—	—	—	—	—
Houston	0-0-0	7.36	2	3.2	6	3	0-0-0	7.36	2	3.2	6	3
Los Angeles	0-0-0	2.70	4	6.2	5	2	0-0-0	2.70	4	6.2	5	2
Milwaukee	—	—	—	—	—	—	—	—	—	—	—	—
Montreal	—	—	—	—	—	—	—	—	—	—	—	—
New York	0-0-0	27.00	1	0.1	2	1	0-0-0	27.00	1	0.1	2	1
Philadelphia	—	—	—	—	—	—	—	—	—	—	—	—
Pittsburgh	—	—	—	—	—	—	—	—	—	—	—	—
St. Louis	—	—	—	—	—	—	—	—	—	—	—	—
San Diego	0-0-0	0.00	2	3.0	2	0	0-0-0	0.00	2	3.0	2	0
San Francisco	—	—	—	—	—	—	—	—	—	—	—	—
Anaheim	—	—	—	—	—	—	—	—	—	—	—	—
Oakland	—	—	—	—	—	—	—	—	—	—	—	—
Seattle	—	—	—	—	—	—	—	—	—	—	—	—
Texas	—	—	—	—	—	—	—	—	—	—	—	—
Interleague	—	—	—	—	—	—	—	—	—	—	—	—

DEL TORO'S CAREER IN BALLPARKS

	1999						CAREER						
	W-L-S	ERA	G	IP	H	ER	W-L-S	ERA	G	IP	H	ER	
at Arizona	0-0-0	18.00	1	1.0	3	2	at New York	0-0-0	27.00	1	0.1	2	1
Atlanta	—	—	—	—	—	—	Philadelphia	—	—	—	—	—	
Chicago	—	—	—	—	—	—	Pittsburgh	—	—	—	—	—	
Cincinnati	0-0-0	0.00	1	3.1	1	0	St. Louis	—	—	—	—	—	
Colorado	0-0-0	0.00	1	1.0	0	0	San Diego	0-0-0	0.00	1	1.0	0	0
Florida	—	—	—	—	—	—	San Francisco	—	—	—	—	—	
Houston	—	—	—	—	—	—	Anaheim	—	—	—	—	—	
Los Angeles	0-0-0	0.00	2	4.0	0	0	Oakland	—	—	—	—	—	
Milwaukee	—	—	—	—	—	—	Seattle	—	—	—	—	—	
Montreal	—	—	—	—	—	—	Texas	—	—	—	—	—	

DEL TORO BY MONTH

	1999						CAREER					
	W-L-S	ERA	G	IP	H	ER	W-L-S	ERA	G	IP	H	ER
In March/April	0-0-0	5.27	6	13.2	17	8	0-0-0	5.27	6	13.2	17	8
May	—	—	—	—	—	—	—	—	—	—	—	—
June	—	—	—	—	—	—	—	—	—	—	—	—
July	—	—	—	—	—	—	—	—	—	—	—	—
August	—	—	—	—	—	—	—	—	—	—	—	—
Sept./Oct.	0-0-0	2.70	8	10.0	7	3	0-0-0	2.70	8	10.0	7	3
Before ASB	0-0-0	5.27	6	13.2	17	8	0-0-0	5.27	6	13.2	17	8
After ASB	0-0-0	2.70	8	10.0	7	3	0-0-0	2.70	8	10.0	7	3

DEL TORO'S STATISTICAL BREAKDOWN

	1999						CAREER					
	W-L-S	ERA	G	IP	H	ER	W-L-S	ERA	G	IP	H	ER
Season	0-0-0	4.18	14	23.2	24	11	0-0-0	4.18	14	23.2	24	11
Home	0-0-0	5.54	7	13.0	18	8	0-0-0	5.54	7	13.0	18	8
Road	0-0-0	2.53	7	10.2	6	3	0-0-0	2.53	7	10.2	6	3
Day	0-0-0	4.22	7	10.2	12	5	0-0-0	4.22	7	10.2	12	5
Night	0-0-0	4.15	7	13.0	12	6	0-0-0	4.15	7	13.0	12	6
Starter	—	—	—	—	—	—	—	—	—	—	—	—
Reliever	0-0-0	4.18	14	23.2	24	11	0-0-0	4.18	14	23.2	24	11

DEL TORO'S CAREER FIELDING

Position	PCT.	G	PO	A	E	TC	DP	PB
Pitcher	1.000	14	1	3	0	4	2	—

CAREER TRANSACTIONS

- Signed by Pittsburgh as non-drafted free agent, April 3, 1992.
- Loaned to Mexico City Reds, Feb. 19-Oct. 1, 1993.
- Loaned to Mexico City Reds, Feb. 25-Sept. 29, 1994
- Traded to Red Sox, Dec. 15, 1994.
- Loaned to Mexico City Reds, March 8-Sept. 10, 1996.
- Loaned to Mexico City Reds, Nov. 20, 1996-Jan. 13, 1998.
- Loaned to Mexico City Reds, March 15-Sept. 10, 1998.
- Granted free agency Oct. 16, 1998; signed by San Francisco as free agent, Nov. 11, 1998.

CAREER HIGHS

- **Low-Hit Game:** No complete games
- **Innings Pitched - Starter:** No starts
- **Reliever:** 3.2, April 22, 1999 vs. Colorado
- **Most Strikeouts:** 3 (3 times), last: Sept. 23, 1999 at Los Angeles
- **Winning Streak:** None
- **Losing Streak:** None

Alan Embree

PITCHER (LH)



Birthdate: January 23, 1970

2000 Opening Day Age: 30

Birthplace: The Dalles, Oregon

Bats: Left **Throws:** Left **Height:** 6-2 **Weight:** 190

M.L. Service: 5 years, 59 days

How Obtained: Acquired from Arizona in exchange for OF Dante Powell, Nov. 10, 1998.

Contract Status: Signed through 2000

CAREER...veteran left-handed reliever logged 1st season with Giants in 1999, posting career-high 68 appearances...came to SF in off-season trade from Arizona...6-year veteran has also logged Major League experience with Cleveland (1992, 95-96), Atlanta (1997-98) and Arizona (1998)...has been on 3 post-season teams, compiling 3.17 ERA (2er, 5.2ip) in 9 playoff games...had best success in

both League Championship Series and World Series, logging 1.93 mark (1er, 4.2ip) in 6 combined efforts...worked in 4 contests for the Indians in 1995 Fall Classic vs. Atlanta, posting 2.70 ERA (1er, 3.1ip)...

1999 SEASON...teamed with Rich Rodriguez to provide left-handed middle and setup relief...worked in career-best 68 games, surpassing previous high of 66 appearances in 1997 with Atlanta...ranked 1st on team and 8th in National League for opponents batting average against, yielding just .200 mark to opposition (42-for-210)...was also 2nd in NL for holds (22), trailing only teammate John Johnstone (28)...made SF debut in season-opener April 5 at Cincinnati, earning victory in SF's 11-8 triumph over Reds...logged perfect 7th inning, before Giants snapped 8-8 tie with 3 runs in 8th...was undefeated with 3-0 record through middle of September, also claiming wins April 25 vs. Colorado and June 20 vs. Chicago...however, suffered 1st loss of SF career Sept. 20 at Los Angeles and was tagged with defeat in season finale Oct. 3 at Colorado...opened campaign with scoreless efforts in initial 5 outings, logging 4.2 innings (2 hits) through April 15...also had 12-outing scoreless stretch May 7-31 (8.1ip,3h) and 10-appearance scoreless string Aug. 17-Sept. 2 (9.2ip,5h)...retired 47 of 68 1st batters faced (69.1%), while stranding 35 of 47 inherited runners (74.5%)...

1998...split 2nd campaign in National League between Atlanta and Arizona...made 55 combined appearances, 20 with Braves and 35 with Diamondbacks...was unscored upon in 14 of his 1st 15 outings with Braves, giving up 3 runs over that stretch...was tagged for runs in 4 of his last 5 appearances before being traded to Arizona...was sent to expansion Diamondbacks June 23 in exchange for RHP Russ Springer...was 1-0 with 4.34 ERA (9er, 18.2ip) in 20 outings for Braves...went 3-2 with lone NL save in 35 contests for Arizona...logged 1st win with D-Backs when Yamil Benitez hit game-ending home run vs. Seattle June 28, working 2.0-scoreless innings...posted win and save in consecutive appearances, getting victory with 2.0 innings of shutout relief July 15 vs. Houston, fanning 4 in process...4 days later, recorded lone N.L. save with 2.0-scoreless innings in 6-4 Arizona win vs. Colorado...**1997**...was acquired by Atlanta from Cleveland in blockbuster deal March 25 that brought Kenny Lofton and him to Braves while David Justice and Marquis Grissom went to Indians...proved to be valuable acquisition for Braves as became sole left-hander out of bullpen with injuries to Pedro Borbon and Terrell Wade...established career-bests in ERA (2.54), appearances (66) and strikeouts (45) during 1st full year in big leagues...stranded 37 of 43 inherited runners (.860), 2nd in majors behind Tony Fossas of St. Louis...did not permit run in 15-game stretch July 14-Aug. 24 (11.0ip,4h,3bb,12so)...home run allowed to Baltimore's Rafael Palmeiro June 14 was 1st yielded to left-handed hitter since Sept. 15, 1995 (Boston's Mo Vaughn at Cleveland); had gone 58 games without allowing clout to southpaw hitter...did not pitch in NLDS vs. Houston, but worked 1.0-scoreless frame vs. Florida in NLCS...**1996**...spent 5 stints at big league level with Cleveland, going back and forth from triple-A Buffalo to majors 4 different times...A.L. batters hit .259 (30-for-116) while lefties were limited to .186 mark (8-for-43) with no home runs...retired 17 of 24 (71%) first batters faced in his 24 relief appearances for Tribe...inherited 24 runners with 16 in scoring position, allowing only 5 to score (21%)...was placed on Disabled List July 28-Sept. 6 with bursitis in left hip...appeared in 3 of Cleveland's Division Series games vs. Baltimore...did not get decision, while yielding 1 run over 1.0 inning...in his 20 outings at triple-A, went 4-1 with 5 saves and 3.93 ERA...**1995**...split campaign between Cleveland and Buffalo, making 3 trips to big leagues...went 3-4 with 0.89 ERA and 50 strikeouts in 40.2 innings for Bisons and owned 21.1-scoreless innings streak May 15-July 4...was voted by *Baseball America* as having best fastball in American Association in annual July poll...was recalled to Cleveland July 13 and earned 1st Major League victory in 1st appearance July 14 (game 1) vs. Oakland...registered 1st big league save Aug. 21 at Toronto, working final 2.0 innings in Tribe's 7-3 win...limited left-handers to .217 (5-for-23)...retired 15 of 23 first batters faced (65%) and allowed only 3 of 12 inherited runners to score (25%)...made 5 post-season appearances for A.L. Champion Cleveland, going 0-0 with 2.45 ERA...appeared in 4 World Series games vs. Atlanta, posting 2.70 ERA (1er, 3.1ip)...**1994**...logged entire season at double-A Canton-Akron while coming back from his June 1993 elbow surgery...was 2nd on staff in innings pitched (157.0), starts (27) and 3rd in strikeouts (81)...pitched for Sun Cities Solar Sox of Arizona Fall League following season, pitching solely in relief for 1st time in career...compiled no record with 2.08 ERA in 15 appearances...**1993**...was limited to 1 start at Canton-Akron...underwent MRI June 1 with surgery June 15 to repair torn medial collateral ligament in left elbow...surgery was performed by Dr. James Andrews in Birmingham, AL...**1992**...jumped 3 levels to reach majors in just 3rd professional season...combined single-A Kinston and Canton-Akron to go 17-7 with 2.85 ERA with 178 strikeouts in 180.0 innings...was named best pitching prospect and #2 prospect in Carolina League by *Baseball America*...led Carolina League starters with 10.25 strikeouts per 9.0 innings pitched...was recalled by Cleveland Sept. 12 and made Major League debut Sept. 15 at Toronto...lost that start...his longest big league outing was

6.0 frames Sept. 28 vs. New York, when registered 6 strikeouts...**1991**...led single-A Columbus staff with 10 wins, 155.1 innings, 137 strikeouts and 3 complete games...tied for club lead with 26 starts...recorded season-high 14 strikeouts in 8-1, 7-inning victory over Sumter...his 137 strikeouts were 3rd highest total in Cleveland farm system...**1990**...opened professional career at rookie-league Burlington...tied for Appalachian League lead in starts (15) and finished 8th in ERA (2.64)...

A GIANT IN THE COMMUNITY...participates in special camp with YMCA of East Palo Alto at Candlestick Park...assists with Giants' Care-A-Van during January...also supports Peninsula Humane Society, encouraging people to adopt animals...lends time to Giants' Reward and Kids clubs...

PERSONAL...graduated from Prarie (Vancouver, WA) High School in 1989...played baseball, basketball, football and volleyball in high school...was all-conference pitcher and 1st baseman for 3 years...did not pitch at all his senior year due to impingement in left shoulder...was 7-0 on mound during his junior year...married (Melanie Forsyth, Dec. 10, 1994)...son (Alan Christopher, Oct. 7, 1997)...resides in Vancouver, WA...

ALAN DUANE EMBREE

Year	Club	W-L	ERA	G	GS	CG	SH	SV	IP	H	R	ER	HR	HB	BB	SO	WP	BK
1990	Burlington	4-4	2.64	15	15	0	0	0	81.2	87	36	24	3	0	30	58	5	4
1991	Columbus	10-8	3.59	27	26	3	1	0	155.1	125	80	62	4	4	77	137	7	0
1992	Kinston	10-5	3.30	15	15	1	0	0	101.0	89	48	37	10	2	32	115	6	3
	Canton-Ankron	7-2	2.28	12	12	0	0	0	79.0	61	24	20	2	2	28	56	2	1
	Cleveland	0-2	7.00	4	4	0	0	0	18.0	19	14	14	3	1	8	12	1	1
1993	Canton-Akron	0-0	3.38	1	1	0	0	0	5.1	3	2	2	0	0	3	4	0	0
1994	Canton-Akron	9-16	5.50	30	27	2	1	0	157.0	183	106	96	15	4	64	81	8	1
1995	Buffalo	3-4	0.89	30	0	0	0	5	40.2	31	10	4	0	1	19	56	0	0
	Cleveland	3-2	5.11	23	0	0	0	1	24.2	23	16	14	2	0	16	23	1	0
1996	Buffalo	4-1	3.93	20	0	0	0	5	34.1	26	16	15	1	1	14	46	5	0
	Cleveland	1-1	6.39	24	0	0	0	0	31.0	30	26	22	10	0	21	33	3	0
1997	Atlanta	3-1	2.54	66	0	0	0	0	46.0	36	13	13	1	2	20	45	3	1
1998	Atlanta	1-0	4.34	20	0	0	0	0	18.2	23	14	9	2	0	10	19	0	0
	Arizona	3-2	4.11	35	0	0	0	1	35.0	33	18	16	5	1	13	24	3	0
1999	San Francisco	3-2	3.38	68	0	0	0	0	58.2	42	22	22	6	3	26	53	3	0
Minor Totals		47-40	3.58	150	96	6	2	10	654.1	641	322	260	35	14	267	553	33	9
S.F. Totals		3-2	3.38	68	0	0	0	0	58.2	42	22	22	6	3	26	53	3	0
A.L. Totals		4-5	6.11	51	4	0	0	1	73.2	72	56	50	15	1	45	68	5	1
N.L. Totals		10-5	3.41	189	0	0	0	1	158.1	134	67	60	14	6	69	141	9	1
M.L. Totals		14-10	4.27	240	4	0	0	2	232.0	206	123	110	29	7	114	209	14	2

EMBREE'S M.L. BATTING

	AVG	G	AB	R	H	2B	3B	HR	RBI	SH	SF	HP	BB	SO	SB	CS	E
1999	.000	68	—	—	—	—	—	—	—	—	—	—	—	—	—	—	0
Career	.000	240	1	0	0	0	0	0	0	0	0	0	1	1	0	0	1

LAST HOME RUN: None

DIVISION SERIES RECORD

Year	Club	W-L	ERA	G	GS	CG	SH	SV	IP	H	R	ER	HR	HB	BB	SO	WP	BK
1995	CLE vs. BOS																	
1996	CLE vs. BAL	0-0	9.00	3	0	0	0	0	1.0	0	1	1	0	1	0	1	0	0
1997	ATL vs. HOU																	
DS Totals		0-0	9.00	3	0	0	0	0	1.0	0	1	1	0	1	0	1	0	0

LEAGUE CHAMPIONSHIP SERIES RECORD

Year	Club	W-L	ERA	G	GS	CG	SH	SV	IP	H	R	ER	HR	HB	BB	SO	WP	BK
1995	CLE vs. SEA	0-0	0.00	1	0	0	0	0	0.1	0	0	0	0	0	0	1	0	0
1997	ATL vs. FLA	0-0	0.00	1	0	0	0	0	1.0	0	0	0	0	0	1	1	0	0
LCS Totals		0-0	0.00	2	0	0	0	0	1.1	0	0	0	0	0	1	2	0	0

WORLD SERIES RECORD

Year	Club	W-L	ERA	G	GS	CG	SH	SV	IP	H	R	ER	HR	HB	BB	SO	WP	BK
1995	CLE vs. ATL	0-0	2.70	4	0	0	0	0	3.1	2	1	1	0	0	2	2	0	0

EMBREE VS. 2000 OPPONENTS

	W-L-S	1999					CAREER					
		ERA	G	IP	H	ER	W-L-S	ERA	G	IP	H	ER
vs. Arizona	0-0-0	1.93	6	4.2	3	1	0-0-0	1.69	8	5.1	4	1
Atlanta	---	---	---	---	---	---	0-0-0	0.00	1	0.2	2	0
Chicago	1-0-0	0.00	6	5.0	3	0	2-0-0	5.52	17	14.2	18	9
Cincinnati	1-0-0	0.00	4	4.0	2	0	1-0-0	2.79	12	9.2	9	3
Colorado	1-1-0	9.82	4	3.2	4	4	1-1-1	3.75	14	12.0	10	5
Florida	0-0-0	0.00	2	1.1	0	0	0-0-0	1.42	8	6.1	5	1
Houston	0-0-0	0.00	3	1.2	1	0	2-1-0	1.74	13	10.1	9	2
Los Angeles	0-1-0	5.40	7	5.0	3	3	1-2-0	4.50	12	8.0	5	4
Milwaukee	0-0-0	4.50	7	6.0	3	3	0-0-0	2.25	14	12.0	8	3
Montreal	0-0-0	0.00	2	1.0	1	0	0-0-0	5.87	8	7.2	9	5
New York	0-0-0	6.75	5	4.0	5	3	0-0-0	6.23	12	8.2	9	6
Philadelphia	0-0-0	1.93	5	4.2	4	1	1-0-0	0.57	15	15.2	7	1
Pittsburgh	0-0-0	7.36	3	3.2	4	3	0-0-0	3.38	9	8.0	6	3
St. Louis	0-0-0	0.00	3	3.0	0	0	0-0-0	1.35	7	6.2	4	1
San Diego	0-0-0	0.00	5	5.1	4	0	0-0-0	1.54	12	11.2	7	2
San Francisco	---	---	---	---	---	---	0-1-0	3.60	13	10.0	6	4
Anaheim	0-0-0	0.00	1	1.0	1	0	0-0-0	0.00	4	6.2	1	0
Oakland	0-0-0	0.00	3	3.2	1	0	2-0-0	1.04	7	8.2	3	1
Seattle	0-0-0	0.00	1	0.0	0	0	1-1-0	0.00	7	8.0	4	0
Texas	0-0-0	36.00	1	1.0	3	4	1-0-0	16.20	4	6.2	10	12
Interleague	0-0-0	6.35	6	5.2	5	4	2-0-0	6.28	11	14.1	19	10

EMBREE'S CAREER IN BALLPARKS

	W-L-S	1999					W-L-S	CAREER					
		ERA	G	IP	H	ER		ERA	G	IP	H	ER	
at Arizona	2-2-1	2.96	25	27.1	24	9	at New York	0-0-0	1.93	6	4.2	3	1
Atlanta	4-0-0	3.96	48	36.1	31	16	Philadelphia	1-0-0	1.80	7	5.0	5	1
Chicago	0-0-0	8.53	8	6.1	13	6	Pittsburgh	0-0-0	7.36	4	3.2	4	3
Cincinnati	1-0-0	1.29	8	7.0	5	1	St. Louis	0-0-0	0.00	4	3.2	1	0
Colorado	0-1-0	6.23	9	4.1	6	3	San Diego	0-0-0	3.18	6	5.2	5	2
Florida	0-0-0	0.00	3	2.1	2	0	San Francisco	---	---	---	---	---	
Houston	---	---	---	---	---	---	Anaheim	0-0-0	0.00	2	4.2	0	0
Los Angeles	0-1-0	4.15	6	4.1	0	2	Oakland	0-0-0	0.00	2	3.0	1	0
Milwaukee	0-0-0	0.00	3	1.2	0	0	Seattle	---	---	---	---	---	
Montreal	0-0-0	5.79	4	4.2	5	3	Texas	0-0-0	24.30	2	3.1	8	9

EMBREE BY MONTH

	W-L-S	1999					W-L-S	CAREER				
		ERA	G	IP	H	ER		ERA	G	IP	H	ER
In March/April	2-0-0	3.12	8	8.2	6	3	3-1-0	3.91	29	25.1	18	11
May	0-0-0	1.93	13	9.1	4	2	1-0-0	3.61	43	42.1	37	17
June	1-0-0	3.97	13	11.1	10	5	3-1-0	4.40	35	30.2	33	15
July	0-0-0	5.14	7	7.0	5	4	5-1-1	4.50	36	36.0	27	18
August	0-0-0	1.64	14	11.0	10	2	1-0-1	2.50	46	39.2	32	11
Sept./Oct.	0-0-0	4.77	13	11.1	7	6	1-5-0	5.37	49	53.2	52	32
Before ASB	3-0-0	2.76	36	32.2	21	10	7-2-0	3.75	111	103.1	89	43
After ASB	0-0-0	4.15	32	26.0	21	12	7-8-2	4.69	129	128.2	117	67

EMBREE'S STATISTICAL BREAKDOWN

	W-L-S	1999					W-L-S	CAREER				
		ERA	G	IP	H	ER		ERA	G	IP	H	ER
Season	3-3-0	3.38	68	58.2	42	22	14-10-2	4.27	240	232.0	206	110
Home	2-0-0	2.27	34	31.2	20	8	12-4-1	3.64	129	128.2	105	52
Road	1-2-0	4.67	34	27.0	22	14	2-6-1	5.05	111	103.1	101	58
Day	3-1-0	3.48	36	31.0	21	12	8-4-0	4.26	84	80.1	59	38
Night	0-1-0	3.25	32	27.2	21	10	6-6-2	4.27	156	151.2	147	72
Starter	---	---	---	---	---	---	0-2-0	7.00	4	18.0	19	14
Reliever	3-3-0	3.38	68	58.2	42	22	14-8-2	4.04	236	214.0	187	96

EMBREE'S CAREER FIELDING

Position	PCT.	G	PO	A	E	TC	DP	PB
Pitcher	.966	240	8	20	1	29	1	—

CAREER TRANSACTIONS

- Signed by Pittsburgh as non-drafted free agent, April 3, 1992.
- Selected by Cleveland in 5th round of June 1989 draft.
- Placed on Disabled List April 1-end of season, 1993 with torn medial collateral ligament in left elbow.
- Placed on 15-day Disabled List July 28-Sept. 6, 1996 with bursitis in left hip.
- Traded to Atlanta with OF Kenny Lofton in exchange for OFs David Justice and Marquis Grissom, March 25, 1997.
- Traded to Arizona in exchange for RHP Russ Springer, June 23, 1998.
- Traded to San Francisco in exchange for OF Dante Powell, Nov. 10, 1998.

CAREER HIGHS

- **Low-Hit Game:** No complete games
- **Innings Pitched - Starter:** 6.0, Sept. 28, 1992 vs. NY Yankees (with Cleveland)
- **Reliever:** 2.2 (3 times), last: May 30, 1998 at Chicago Cubs (with Atlanta)
- **Most Strikeouts:** 6, Sept. 28, 1992 vs. NY Yankees (with Cleveland)
- **Winning Streak:** 4 games, June 8-Aug. 20, 1998
- **Losing Streak:** 2 games (4 times), last: Sept. 20-Oct. 3, 1999

Bobby Estalella

CATCHER



Pronunciation: (Es-ta-LAY-yuh)

Birthdate: August 23, 1974

2000 Opening Day Age: 25

Birthplace: Hialeah, Florida

Bats: Right **Throws:** Right **Height:** 6-1 **Weight:** 205

M.L. Service: 1 year, 6 days

How Obtained: Acquired from Philadelphia in exchange for RHP Chris Brock, Dec. 12, 1999.

Contract Status: Signed through 2000

CAREER...young power-hitting catcher came to Giants in off-season trade from Philadelphia...has spent parts of 4 seasons in Majors with Phillies...battled back from right shoulder surgery following 1998 season...became 1st Phillies rookie to hit 3 HRs in game Sept. 4, 1997 at Montreal...previous rookie to accomplish feat was Seattle's Mickey Brantley (Sept. 14, 1987 vs. Cleveland)...also became 16th Phillie to hit home run for 1st ML hit Sept. 27, 1996 at NY...has hit more than 10 home runs in 6 of his 7 professional campaigns, including career-high 28 in 1996...was originally Philadelphia's 23rd round draft choice in 1992...

1999 SEASON...spent majority of year at triple-A Scranton after coming back from off-season surgery...hit 15 home runs and drove in 62 runs in 110 games for Red Barons, while appearing in 9 games over 2 tours of duty for Philadelphia...HR total was 4th best on squad, while finishing 5th in

RBI...began season on rehab assignment at single-A Clearwater, hitting .423 in 8 games...rehab was transferred to Scranton April 19...was activated from DL April 29 and optioned to Scranton...promoted to Phillies July 21...went 0-for-6 in 2 starts for Philadelphia and was returned to Scranton between games of July 23 doubleheader...hit .217 (5-for-23), 2 doubles, 4 RBI in Scranton's post-season...recalled by Phillies Sept. 13...hit .250 (3-for-12) with 2 runs and RBI in 7 contests during 2nd recall...made 2 starts at catcher, going 2-for-6 with 2 walks...

1998...voted Best Defensive Catcher in the International League by *Baseball America*...began season with Scranton...earned Red Barons Player of the Month honors for June (9 HRs, 18 RBI)...was hitting .299 with 15 HRs in 60 games with Scranton when was recalled to Phillies June 27...started 2 games (0-for-7, 1 RBI) before returning to Scranton July 6...was named starting catcher for Triple-A All-Star Game in Norfolk, VA...was promoted to Philadelphia for remainder of season July 25, when Mike Lieberthal was injured...ranked among IL leaders in walks (66) and on-base % (.436) at time of promotion...had 2nd and 3rd multiple-HR games of career, Aug. 8 at HOU (2 clouts) and Sept. 8 vs NY (2)...tied career high with 3 hits twice, accomplishing feat Aug. 8 at Houston and Aug. 16 at Colorado...hit 1st Major League grand slam Aug. 16 at Colorado off Jamey Wright...tied career high with 4 RBI twice, Aug. 16 at Colorado and Sept. 8 vs. NY...played in Florida Instructional League...left winter ball in Puerto Rico with sore right shoulder...had arthroscopic surgery to repair partial tear in right rotator cuff and have right shoulder capsule thermally reduced Dec. 12...procedure was performed by Dr. John Uribe in Miami, FL...**1997**...spent majority of season with Scranton...earned IL post-season All-Star honors...was recalled by Phillies May 22...appeared in 2 games, 1 start, before returning to Scranton May 25...was tabbed International League Player of the Week June 9-15, when he hit .409 with 4 HRs and 11 RBI...earned Red Barons Player of the Month for June award...went 1-for-2 with a run in Triple-A All-Star Game in Iowa...was recalled again Sept. 2...hit 3 HRs in 1st game back, Sept. 4 at Montreal to become 1st Phillies rookie to hit 3 HRs in game and 1st Phillie since Benito Santiago accomplished feat Sept. 15, 1996 at Chicago...established career high with 4 RBI Sept. 15 vs. NY...**1996**...was named Phillies 6th-best prospect by *Baseball America*...combined to hit 26 HRs and collect 80 RBI in 122 minor league games for double-A Reading and Scranton before making big league debut with Philadelphia...opened season with Reading and was named starting catcher in double-A All-Star Game...earned Eastern League and Phillies Minor League Player of the Week honors for June 3-9, when he hit .450 with 5 HRs and 12 RBI...earned promotion to Scranton Aug. 23...contract was purchased by Phillies Sept. 3...made ML debut Sept. 17 vs Florida, becoming 53rd player for Phils...made 1st Major League start Sept. 25 vs Montreal...became 16th Phillie to hit home run for 1st ML hit Sept. 27 at NY, when he connected off Pete Harnisch...hit 2nd career HR next night, Sept. 28 at NY...hit .277 with 3 HRs and 12 RBI in 27 games for Peoria of the Arizona Fall League...**1995**...tabbed 6th-best prospect in Florida State League by *Baseball America*...finished 5th in Phillies minor league system with 17 HRs...opened season at Clearwater...earned FSL All-Star honors...finished 1st among FSL catchers in games (114), total chances (864) and putouts (771)...threw out 41% (46-for-111) of base stealers...led team and ranked 5th in FSL with 15 HRs, while placing 4th in HR per at-bat (1/26.93)...earned promotion to Reading Aug. 25...led Eastern League with 2 grand slams...played for Tempe in Arizona Fall League...**1994**...began season at single-A Spartanburg before moving up to Clearwater Aug. 18...threw out 41% (54-for-133) of base stealers with Spartanburg and 50% (3-for-6) at Clearwater...**1993**...opened year at rookie-league Martinsville...was placed on DL July 15-22 with contusion of lower right leg...earned promotion to Clearwater Aug. 17...1992...was Phillies' 23rd round pick in June draft, but did not play...attended Miami Dade Community College before signing...

PERSONAL...graduated from Cooper City (FL) High School in 1992...earned All-County honors as catcher...attended Miami Dade Community College...grandfather, Roberto, was outfielder/3rd baseman for Washington Senators (1935-39; '42), St. Louis Browns (1941) and Philadelphia Athletics (1943-49)...single...resides in Weston, FL...

ROBERT M ESTALELLA

Year	Club	AVG	G	AB	R	H	2B	3B	HR	RBI	SH	SF	HP	BB	SO	SB	CS	E
1993	Martinsville	.295	35	122	14	36	11	0	3	19	0	0	2	14	24	0	1	6
	Clearwater	.229	11	35	4	8	0	0	0	4	0	0	0	2	3	0	0	0
1994	Spartanburg	.217	86	299	34	65	19	1	9	41	1	4	1	31	85	0	1	10
	Clearwater	.261	13	46	3	12	1	0	2	9	2	1	0	3	17	0	0	1
1995	Clearwater	.260	117	404	61	105	24	1	15	58	3	4	2	56	76	0	3	11
	Reading	.235	10	34	5	8	1	0	2	9	0	0	2	4	7	0	0	1
1996	Reading	.244	111	365	48	89	14	2	23	72	1	4	5	67	104	2	4	14
	Scranton	.250	11	36	7	9	3	0	3	8	0	0	0	5	10	0	0	2
	Philadelphia	.353	7	17	5	6	0	0	2	4	0	0	0	1	6	1	0	0
1997	Scranton	.233	123	433	63	101	32	0	16	65	0	2	9	56	109	3	0	13
	Philadelphia	.345	13	29	9	10	1	0	4	9	0	0	0	7	7	0	0	0
1998	Scranton	.281	76	242	49	68	14	1	17	49	0	2	2	66	49	0	0	5
	Philadelphia	.188	47	165	16	31	6	1	8	20	0	3	1	13	49	0	0	4
1999	Clearwater	.423	8	26	3	11	3	0	1	8	0	0	0	3	3	0	0	1
	Scranton	.231	110	386	58	89	23	2	15	62	0	6	5	55	100	4	1	5
	Philadelphia	.167	9	18	2	3	0	0	0	1	0	0	0	4	7	0	1	1
Minor Totals		.248	711	2428	349	601	145	7	106	404	7	23	27	362	587	9	10	69
M.L. Totals		.218	76	229	32	50	7	1	14	34	0	3	1	25	69	1	1	5

ESTALELLA VS. 2000 OPPONENTS

	1999					CAREER				
	AVG	AB	H	HR	RBI	AVG	AB	H	HR	RBI
vs. Arizona	—	—	—	—	—	.267	15	4	0	0
Atlanta	.000	4	0	0	0	.188	16	3	0	1
Chicago	.000	1	0	0	0	.250	4	1	0	1
Cincinnati	—	—	—	—	—	.143	7	1	1	3
Colorado	—	—	—	—	—	.250	16	4	1	5
Florida	—	—	—	—	—	.292	24	7	2	3
Houston	.000	1	0	0	0	.211	19	4	2	3
Los Angeles	—	—	—	—	—	.133	15	2	1	1
Milwaukee	.000	4	0	0	0	.000	14	0	0	1
Montreal	.250	4	1	0	1	.316	19	6	3	6
New York	.500	4	2	0	0	.371	35	13	4	8
Philadelphia	—	—	—	—	—	—	—	—	—	—
Pittsburgh	—	—	—	—	—	.250	4	1	0	1
St. Louis	—	—	—	—	—	—	—	—	—	—
San Diego	—	—	—	—	—	.200	15	3	0	0
San Francisco	—	—	—	—	—	.043	23	1	0	1
Anaheim	—	—	—	—	—	—	—	—	—	—
Oakland	—	—	—	—	—	—	—	—	—	—
Seattle	—	—	—	—	—	—	—	—	—	—
Texas	—	—	—	—	—	—	—	—	—	—
Interleague	—	—	—	—	—	.000	3	0	0	0

ESTALELLA'S CAREER IN BALLPARKS

		AVG	AB	H	HR	RBI			AVG	AB	H	HR	RBI
at	Arizona	.143	7	1	0	0	at	New York	.500	16	8	2	4
	Atlanta	.125	8	1	0	0		Philadelphia	.205	122	25	4	16
	Chicago	.333	3	1	0	1		Pittsburgh	—	—	—	—	—
	Cincinnati	.000	4	0	0	0		St. Louis	—	—	—	—	—
	Colorado	.444	9	4	1	4		San Diego	.143	7	1	0	0
	Florida	.200	10	2	1	1		San Francisco	—	—	—	—	—
	Houston	—	—	—	—	—		Anaheim	—	—	—	—	—
	Los Angeles	.167	6	1	1	1		Oakland	—	—	—	—	—
	Milwaukee	.000	10	0	0	0		Seattle	—	—	—	—	—
	Montreal	.750	4	3	3	4		Texas	—	—	—	—	—

ESTALELLA BY MONTH

		1999					CAREER				
		AVG	AB	H	HR	RBI	AVG	AB	H	HR	RBI
In	March/April	—	—	—	—	—	—	—	—	—	—
	May	—	—	—	—	—	.250	4	1	0	0
	June	—	—	—	—	—	.000	3	0	0	0
	July	.000	6	0	0	0	.167	30	5	1	4
	August	—	—	—	—	—	.190	84	16	3	8
	Sept./Oct.	.250	12	3	0	1	.259	108	28	10	22
	Before ASB	—	—	—	—	—	.091	11	1	0	1
	After ASB	.167	18	3	0	1	.225	218	49	14	33

ESTALELLA'S STATISTICAL BREAKDOWN

		1999					CAREER				
		AVG	AB	H	HR	RBI	AVG	AB	H	HR	RBI
	Home	.111	9	1	0	1	.205	122	25	4	16
	Road	.222	9	2	0	0	.234	107	25	10	18
	Day	.300	10	3	0	1	.273	55	15	2	10
	Night	.000	8	0	0	0	.201	174	35	12	24
	Grass	.250	8	2	0	0	.218	87	19	5	11
	Turf	.100	10	1	0	1	.218	142	31	9	23
	vs.LHP	.333	3	1	0	0	.155	58	9	0	2
	vs.RHP	.133	15	2	0	1	.240	171	41	14	32
	RISP	.143	7	1	0	1	.147	68	10	3	20
	as Pinch Hitter	.000	2	0	0	0	.000	8	0	0	0
	as Designated Hitter	—	—	—	—	—	—	—	—	—	—

ESTALELLA'S CAREER FIELDING

Position	PCT.	G	PO	A	E	TC	DP	PB
Catcher	.989	69	432	18	5	455	0	6

CAREER TRANSACTIONS

- Selected by Philadelphia in 23rd round of June 1992 draft.
- Placed on 15-day Disabled List March 27-April 29, 1999 (including rehabilitation assignments to Clearwater, April 9-18 and Scranton, April 19-29) while recovering from surgery to repair torn right rotator cuff.
- Traded to San Francisco in exchange for RHP Chris Brock, Dec. 12, 1999.

CAREER HIGHS

- **Most Hits:** 3 (4 times), last: Aug. 16, 1998 at Colorado (with Philadelphia)
- **Most RBI:** 4 (3 times), last: Sept. 8, 1998 vs. New York (NL) (with Philadelphia)
- **Most Home Runs:** 3, Sept. 4, 1997 at Montreal (with Philadelphia)
- **Career Grand Slams:** 1, Aug. 16, 1998 at Colorado (off Jamey Wright)
- **Longest Hitting Streak:** 3 games (twice), last: Aug. 15-18, 1998

Shawn Estes

PITCHER (LH)



Pronunciation: (EST-us)

Birthdate: February 18, 1973

2000 Opening Day Age: 27

Birthplace: San Bernardino, California

Bats: Right **Throws:** Left **Height:** 6-2 **Weight:** 195

M.L. Service: 3 years, 101 days

How Obtained: Acquired from Seattle with Wilson Delgado (IF) in exchange for Salomon Torres (RHP), May 20, 1995.

Contract Status: Signed through 2000 (signed 3-year deal prior to 1998 season)

CAREER...young left-hander has been fixture in Giants rotation last 3½ years...had 2nd most wins by Giants left-hander during 1990s, going 40-36...only Kirk Rueter (45-27) had more victories as SF lefty in '90s...over 103 career starts, has 65 outings of 3 earned runs-or-less (63.1%)...has had success at home during his career, going 25-13 with 3.16 mark in 50 games...had breakout year in 1997, posting 19-5 record and 3.18 ERA which placed him in contention for that season's Cy Young Award...named to National League All-Star team in 1997...with 19-victory effort, became winningest Giants left-hander since Ron Bryant won 24 games in 1973...at 25 years old in 1998, became youngest Giants Opening Day starter since Mark Davis (23) in 1984...was 18th Giants lid-lifting starter since 1901 who was 25-years-old or younger...has struck out 10-or-more batters 8 times in his career...has gone 3-2 with 3 no decisions in those contests...made big league debut in 1995 at 22 years old, youngest Giant since Salomon Torres...

1999 SEASON...finished year at 11-11, despite dropping last 3 efforts...11 victories were 2nd highest total of career, being surpassed only by 19-win campaign in 1997...established career high in innings pitched, logging 203.0 frames...marked 2nd time in career he's accomplished 200.0-inning feat (1997 - 201.0ip)...finished 2nd on Giants staff in innings and strikeouts (159), while placing 3rd in wins and starts (32)...his 32 starts equaled career standard established in 1997...had 9th-best run support per 9.0 innings in National League, receiving 6.3 runs per contest (142 runs)...cut down 10 would-be base stealers to tie for 6th most in circuit...6 pickoffs tied for 3rd...battled inconsistency during beginning and closing of campaign, but posted stellar run from June 8-Sept. 14 that saw him go 9-4 with 3.90 ERA (55er, 127.0ip) over 18 starts...prior to June 8, was 2-4 with 5.75 mark (39er, 61.0ip) in 1st 11 efforts...finished campaign on 3-start losing skid, during which he was raked for 10.20 ERA (17er, 15.0ip)...worked at least 6.0 innings in 20 of his 32 starts (62.5%), including 15 of final 21 trips to hill...was plagued by control problems, finishing 2nd in NL with 112 walks...issued 4 or more walks in 15 of 32 outings...however, improved control over final 12 starts, yielding just 34 walks in his last 89.0 innings (3.4 walks per 9.0 innings)...in 1st 20 starts, issued 6.2 free passes per 9.0 frames (78bb, 114.0ip)...yielded 3 earned runs or less 17 times in 32 starts (53.1%)...tossed 4th career shutout Sept. 14 vs. Florida, blanking Marlins 3-0 on 4 hits...was 1st complete game since blanking Fish May 4, 1998 at Pro Player Stadium...went 7-2 in 14 day starts, logging 3.89 ERA (39er, 90.1ip) under sun...in fact, was 5-1 with 3.00 ERA (22er, 66.0ip) in 10 day outings at Candlestick on year...his 1st and only afternoon defeat at home in 1999 came in final game ever played at 'Stick...was ticketed with loss Sept. 30 as Dodgers posted 9-4 triumph (3.2ip, 8h, 5r, 5er, 6bb, 3so)...gained 1st road victory since May 4, 1998 in July 6 start at San Diego...struggled through 5.0 innings to qualify for victory in Giants' 10-9 triumph...was 0-9 with 8.11 ERA (64er, 71.0ip) in 14 road outings between victories...his 6.38 road ERA (65er, 91.2ip) was 2nd worst in NL, trailing only FLA's Brian Meadows (6.87)...with bat, equaled career best for hits (10) which he originally set in 1997...led Giants with 10 sacrifice hits...hit .164 (10-for-61) with 4 2Bs and 5 RBI...reached base safely in 15 of his 32 starts in 1999...

1998...struggled with inconsistency and left posterior shoulder strain that caused him to miss 44 games while on Disabled List...was limited to 25 starts and 149.1 innings while going 7-12...his defeat total was new career-high...was Giants' Opening Day starter, marking his 1st appearance on Major League season-opening roster...was sidelined from July 17-Sept. 3 with left posterior shoulder

strain...made 2 minor league rehabilitation starts, going combined 1-0 with 0.96 ERA (1er, 9.1ip)...prior to his injury July 10, was 7-3 with 3.27 ERA (34er, 93.2ip) over 14 starts...lost 4 of his 5 starts after returning from Disabled List and owned 8.61 ERA (22er, 23.0ip)...yielded .272 batting avg. against (24-for-88) with 4 HRs following return...closed out campaign with career-high 5-game losing skid, dating back to his July 10 start at Colorado...during that stretch, owned 9.67 ERA (29er, 27.0ip)...went 1-9 with 7.44 ERA (62er, 75.0ip) in 14 starts away from 3Com in '98...only road win was his May 4 shutout at Florida...reached double digits in Ks 3 times (11-June 16 vs. COL; 10-June 25 vs. OAK; 10-Sept. 20 vs. LA)...logged finest outing of year June 16 vs. Rockies, but had nothing to show for it as SF lost 4-3 in 12 innings...equaled career-high for strikeouts, registering 11, while yielding 1 run in 9.0 innings...experienced trouble with wildness, issuing at least 3 walks in 15 of his 1st 25 starts...opened season with 4-game losing streak from March 31-April 23, during which he had 6.59 ERA (21er, 28.2ip)...had no decision in SF's 9-4, 13-inning Opening Day triumph at Houston (3.2ip, 8h, 4r, 2er, 3bb, 3so)...tossed his 3rd career shutout May 4 in Florida, 8-0 win over Marlins...**1997**...enjoyed remarkable season in 1st full ML campaign, posting career highs in wins (19), starts (32), complete games (3), shutouts (2), innings pitched (201.0), hits allowed (162), earned runs (71), strikeouts (181) and walks (100)...ranked among NL leaders in wins (19 - T2nd), winning pct (.792 - 3rd), shutouts (2 - T5th), strikeouts (181 - 8th), opponents batting average against (.233 - 3rd) and strikeouts per 9 innings (8.1 - 6th)...became 1st Giants hurler to toss 200-plus innings in season since John Burkett (231.2) and Bill Swift (232.2) in 1993...posted 14-3 mark over last 26 starts, logging 3.14 ERA (57er, 163.1ip)...worked into 7th inning in 16 of last 22 starts and 19 of 32 starts overall...pitched 14 times following SF defeat, going perfect 9-0 with 2.57 ERA (27er, 94.2ip)...in those 14 outings, worked 6.0 innings-or-more 12 times...only flaw on campaign was touch of wildness, as his 100 free passes on season were highest total in National League...yielded more than 3 earned runs in only 6 of his 32 starts...went 11-1 with 2.33 ERA (27er, 104.1ip) in 14 home starts...teammate Bill Mueller was 33-for-87 (.379) with 13 runs, 7 2Bs, 3B, 5 HRs and 18 RBI in Estes' starts...Mueller hit safely in 17 of 25 games he played while Estes was pitching...made his 1st All-Star appearance July 8 in Cleveland, after being selected by NL manager Bobby Cox...his 12 1st-half victories were highest total prior to All-Star Break by Giant since John Burkett (13-3) in 1993...at break, was among NL leaders in wins (12 - T1st), ERA (2.51 - 4th), winning pct (.857 - T1st), complete games (3 - T6th), shutouts (2 - T2nd) and batting avg. against (.211 - 3rd)...posted career-high 8-game winning streak May 13-July 4...logged 2.08 ERA (17er, 73.2ip) during 11-start span...streak tied for 3rd longest of season in NL...logged one of most dominating performances of career July 4 vs. Colorado...after yielding 1st inning single, set down next 22 in order before issuing 2 walks in 9th...equaled his career-high with 11 strikeouts, but needed Rod Beck's help for last out in 4-0 victory...rattled off 3rd complete game of season June 3 in Florida in 6.0-inning rain-shortened contest for his 8th victory...yielded only 1 run on 2 hits, but will remember it most for 1st Major League HR, solo blast off Alex Fernandez in 5th...tossed his 2nd 2-hit shutout of campaign May 23, blanking St. Louis 2-0 (also April 26 at Houston)...posted his 1st professional complete game and shutout April 26 in SF's 2-0 victory at Houston (109th career game)...it was 1st Giants' 2-hitter since Mark Leiter accomplished feat July 26, 1995 vs. Cincinnati...**1996**...worked his 1st full season with Giants organization, opening at triple-A Phoenix before mid-season promotion to big club...his 3 Major League wins were 1st of career, while 3.60 ERA was best among San Francisco starters...could have been 5-5 on season, but twice received no decisions after departing with leads...prospered with Phoenix, earning in-season and post-season all-star honors for Pacific Coast League...selected for mid-season All-Star Game, but

Winningest Single Seasons By SF Left-Handers

Pitcher	Year	Record
Ron Bryant	1973	24-12
Mike McCormick	1967	22-10
Shawn Estes	1997	19-5
Johnny Antonelli	1959	19-10
Billy O'Dell	1962	19-14
Vida Blue	1978	18-10
Bob Knepper	1978	17-11
Kirk Rueter	1998	16-9
Johnny Antonelli	1958	16-13
Mike McCormick	1960	15-12
Mike Caldwell	1974	14-5
Ron Bryant	1972	14-7
Billy O'Dell	1963	14-10
Vida Blue	1980	14-10
Vida Blue	1979	14-14

single, set down next 22 in order before issuing 2 walks in 9th...equaled his career-high with 11 strikeouts, but needed Rod Beck's help for last out in 4-0 victory...rattled off 3rd complete game of season June 3 in Florida in 6.0-inning rain-shortened contest for his 8th victory...yielded only 1 run on 2 hits, but will remember it most for 1st Major League HR, solo blast off Alex Fernandez in 5th...tossed his 2nd 2-hit shutout of campaign May 23, blanking St. Louis 2-0 (also April 26 at Houston)...posted his 1st professional complete game and shutout April 26 in SF's 2-0 victory at Houston (109th career game)...it was 1st Giants' 2-hitter since Mark Leiter accomplished feat July 26, 1995 vs. Cincinnati...**1996**...worked his 1st full season with Giants organization, opening at triple-A Phoenix before mid-season promotion to big club...his 3 Major League wins were 1st of career, while 3.60 ERA was best among San Francisco starters...could have been 5-5 on season, but twice received no decisions after departing with leads...prospered with Phoenix, earning in-season and post-season all-star honors for Pacific Coast League...selected for mid-season All-Star Game, but

was recalled by San Francisco July 10 and missed contest...promotion was prompted by disablement of Mark Gardner (appendectomy)...at time of recall, his 9 wins led PCL...garnered HOWE Player of Week honors for April 4-13 (2-0 record, 0.82 ERA), while also being named organization's triple-A Player of Month for April (3-2, 2.04)...posted 1st ML victory in 1996 debut, combining with Rich DeLucia on 7-0 shutout July 13 in Los Angeles...yielded just 3 hits and struck out 11 over 7.0 innings in contest, besting Hideo Nomo at Dodger Stadium...those 11 strikeouts equaled season-high by Giants' pitcher...capped night with 1st ML hit, single off Nomo which began 3-run rally in

No-Hitters by Giants (17)

Date	Pitcher	Opponents	Score
Sept. 27, 1888	Ed Crane	vs. Washington Senators	3-0 (seven innings)
July 31, 1891	Amos Rusie	vs. Brooklyn Bridegrooms	6-0
July 15, 1901	Christy Mathewson	@ St. Louis Cardinals	5-0
Sept. 14, 1903	Leon Ames	@ St. Louis Cardinals	5-0 (five innings)
June 13, 1905	Christy Mathewson	@ Chicago Cubs	1-0
July 4, 1908	George Wise (LHP)	vs. Philadelphia Phillies	1-0 (ten innings)
April 15, 1909	Leon Ames	vs. Brooklyn Dodgers	lost 3-0
<i>(in Giants opener, Ames went 9.1 hitless innings; lost on seven hits in 13 innings)</i>			
Sept. 6, 1912	Jeff Tesreau	@ Philadelphia Phillies	3-0 (first game)
April 15, 1915	Rube Marquard (LHP)	vs. Brooklyn Dodgers	2-0
May 7, 1922	Jesse Barnes	vs. Philadelphia Phillies	6-0
May 8, 1929	Carl Hubbell (LHP)	vs. Pittsburgh Pirates	11-0
June 12, 1959	Mike McCormick (LHP)	@ Philadelphia Phillies	3-0 (five innings)
Sept. 26, 1959	Sam Jones	@ St. Louis Cardinals	4-0 (seven innings)
June 15, 1963	Juan Marichal	vs. Houston Astros	1-0
Sept. 17, 1968	Gaylord Perry	vs. St. Louis Cardinals	1-0
Aug. 24, 1975	Ed Halicki	vs. New York Mets	6-0 (second game)
Sept. 29, 1976	John Montefusco	@ Atlanta Braves	9-0

No-Hitters Against Giants (16)

Date	Pitcher	Opponents	Score
June 22, 1891	Tom Lovett	@ Brooklyn Bridegrooms	4-0
May 25, 1899	Deacon Phillippe	@ Louisville Colonels	7-0
June 11, 1904	Bob Wicker	vs. Chicago Cubs	1-0
<i>(Wicker went 9.1 hitless innings; won on one hit in 12 innings)</i>			
Aug. 23, 1907	Howie Camnitz	vs. Pittsburgh Pirates	1-0 (five innings)
Aug. 31, 1915	Jimmy Lavender	vs. Chicago Cubs	2-0 (first game)
Sept. 9, 1948	Rex Barney	vs. Brooklyn Dodgers	2-0
May 12, 1956	Carl Erskine	@ Brooklyn Dodgers	3-0
April 28, 1961	Warren Spahn (LHP)	@ Milwaukee Braves	1-0
May 11, 1963	Sandy Koufax (LHP)	@ Los Angeles Dodgers	8-0
Sept. 18, 1968	Ray Washburn	vs. St. Louis Cardinals	2-0
June 27, 1980	Jerry Reuss (LHP)	vs. Los Angeles Dodgers	8-0
May 10, 1981	Charlie Lea	@ Montreal Expos	4-0 (second game)
Sept. 25, 1986	Mike Scott	@ Houston Astros	2-0
Aug. 15, 1990	Terry Mulholland (LHP)	@ Philadelphia Phillies	6-0
Aug. 17, 1992	Kevin Gross	@ Los Angeles Dodgers	2-0
June 10, 1997	Kevin Brown	vs. Florida Marlins	9-0

7th inning...worked season-low 4.0 innings Sept. 4 at Montreal, as he was forced to leave contest after suffering strained rib muscle on left side...did not pitch remainder of season due to injury...**1995**...made formidable climb from single-A to majors, 1st Giant to accomplish feat since LHP Rafael Nova in 1990...pitched for 5 different clubs on season, beginning campaign at single-A Wisconsin (Appleton) in Seattle Mariners organization...after being traded to Giants in May, pitched for single-A San Jose, double-A Shreveport and capped year with September call-up to big club...was acquired with IF Wilson Delgado from Seattle May 20 in exchange for RHP Salomon Torres...was recalled by Giants Sept. 13, joining club that evening in St. Louis...made ML debut Sept. 16 at Pittsburgh, starting in place of injured William VanLandingham and suffering loss in SF's 10-2 defeat vs. Pirates (5.1ip, 4h, 5r, 5er, 3bb, 5so)...began outing striking out both Jacob Brumfield and Jay Bell on called strikes to open his ML career...posted perfect innings in 1st, 3rd, 4th and 5th, taking 2-1 advantage into 6th...however, Pirates used double, infield single and 2 walks to knock him out of game, trailing 3-2...left with bases loaded, later seeing all 3 runners score...made total of 3 ML starts, suffering losses in each outing...compiled 7-1 mark with 2.14 ERA (22er, 92.1ip) over 18 appearances (including 1 playoff start) for 4 minor league clubs...held opponents to .186 batting average (60-for-322) while yielding only 4 HRs in 92.1 innings...joined Giants' Midwest League club at Burlington following May 20 trade...made 4 starts for Bees and etched 4.11 ERA (7er, 15.1ip) while not recording decision...earned quick promotion to single-A San Jose June 14, posting 4-1 mark with 2.15 ERA (9er, 37.2ip) over 7 starts...was named California League Pitcher of Week for June 25-July 1, while also being an Honorable Mention CL All-Star despite making only 7 starts with junior Giants...continued his rapid ascent in SF's organization with an early August call-up to double-A Shreveport...made 4 starts with Captains in regular season, going 2-0 with 2.01 ERA (5er, 22.1ip)...in his last outing on Sept. 1, got Shreveport off to a good start in Texas League Championship Series by securing 1-0 victory over Midland in Game 1...marked 1st winning campaign of his minor league career...**1994**...began his 4th year in Seattle organization on Disabled List with injured left shoulder...underwent arthroscopic surgery to have bursa tissue removed from left shoulder April 19...surgery was performed by Dr. Lewis Yocum in Los Angeles...began rehab assignment with Peoria on June 24...was activated from DL July 19 and assigned to Appleton...after 1 start, was placed on DL July 25 with strained left shoulder...was activated Aug. 15 and struck out 9 in 5.0 innings on Sept. 2 at Beloit in final appearance of season...participated in Arizona Instructional League and posted a 2.42 ERA in 7 games...**1993**...spent season at single-A Appleton...campaign was cut short Aug. 19 when he was placed on DL with strained left shoulder...was named #6 prospect in Mariners organization by *Baseball America*...**1992**...returned for 2nd stint with Bellingham...1991...agreed to terms with Mariners July 9 and began his professional career with Bellingham in Northwest League...was named the #3 Northwest League prospect by *Baseball America*...

A GIANT IN THE COMMUNITY...is actively involved in many Bay Area charities, especially those involving children...plays key role in National Multiple Sclerosis Society's (NMSS) drive to raise money for multiple sclerosis research and care...was honored with 1999 Silver Hope Award during NMSS' Dinner of Champions...serves as spokesperson for NMSS' Bay Area chapter, encouraging kids throughout Northern California to help raise money for non-profit agency...each year, meets with 28 county champions from NMSS read-a-thon, providing each with autographed baseball and personal encouragement for helping this worthy cause...Food for Less also donated \$25 to NMSS for every strikeout in 1999 (\$3,975)...also hosted children afflicted with multiple sclerosis and other serious or life-threatening diseases at Candlestick Park...in addition, has actively involved himself with Make-A-Wish Foundation, Wender Weiss Foundation—organization that provides relief to abused and neglected children in the Bay Area—and Oakland Ballet, through his performance of toy soldier in Ballet's fundraising presentation of "The Nutcracker"...serves as spokesman for FOX Sports Net's "Stay In School" program...has participated in Giants' off-season Care-A-Van last 4 years, visiting hospitals, youth organizations and civic groups throughout Northern California in January...has worked with Big Brothers and Big Sisters of San Francisco...also assists with Giants' Kids and Rewards Clubs activities...

PERSONAL...graduated from Douglas (Minden, NV) High School in 1991...threw 4 career no-hitters at Douglas...as senior, was 8-2 with 0.80 ERA...in 62.0 innings, yielded just 15 hits and 27 walks while striking out school-record 141...was named Nevada State Player of the Year in 1991...accumulated 4.0 GPA at Douglas HS and was offered full scholarship to Stanford...single...resides in San Francisco, CA...

AARON SHAWN ESTES

Year	Club	W-L	ERA	G	GS	CG	SH	SV	IP	H	R	ER	HR	HB	BB	SO	WP	BK
1991	Bellingham	1-3	6.88	9	9	0	0	0	34.0	27	33	26	2	1	55	35	6	10
1992	Bellingham	3-3	4.32	15	15	0	0	0	77.0	84	55	37	6	3	45	77	10	3
1993	Appleton	5-9	7.24	19	18	0	0	0	83.1	108	85	67	3	7	52	65	19	2
1994	Peoria	0-3	3.15	5	5	0	0	0	20.0	16	9	7	0	1	6	21	7	0
	Appleton	0-2	4.58	5	4	0	0	0	19.2	19	13	10	1	2	17	28	4	0
1995	Wisconsin	0-0	0.90	2	2	0	0	0	10.0	5	1	1	0	0	5	11	2	1
	Burlington	0-0	4.11	4	4	0	0	0	15.1	13	8	7	2	2	12	22	2	0
	San Jose	5-2	2.17	9	8	0	0	0	49.2	32	13	12	1	1	17	61	7	0
	Shreveport	2-0	2.01	4	4	0	0	0	22.1	14	5	5	1	3	10	18	3	0
	San Francisco	0-3	6.75	3	3	0	0	0	17.1	16	14	13	2	1	5	14	4	0
1996	Phoenix	9-3	3.43	18	18	0	0	0	110.1	92	43	42	7	2	38	95	4	0
	San Francisco	3-5	3.60	11	11	0	0	0	70.0	63	30	28	3	2	39	60	4	0
1997	San Francisco	19-5	3.18	32	32	3	2	0	201.0	162	80	71	12	8	100	181	10	2
1998	San Francisco	7-12	5.06	25	25	1	1	0	149.1	150	89	84	14	5	80	136	6	1
	Bakersfield	0-0	0.00	1	1	0	0	0	4.1	3	0	0	0	0	1	5	0	0
	Fresno	1-0	1.80	1	1	0	0	0	5.0	3	1	1	1	0	3	6	0	0
1999	San Francisco	11-11	4.92	32	32	1	1	0	203.0	209	121	111	21	5	112	159	15	1
Minor Totals		26-25	4.29	92	89	0	0	0	451.0	416	266	215	24	22	261	444	64	16
M.L. Totals		40-36	4.31	103	103	5	4	0	640.2	600	334	307	52	21	336	550	39	4

ESTES' M.L. BATTING

	AVG	G	AB	R	H	2B	3B	HR	RBI	SH	SF	HP	BB	SO	SB	CS	E
1999	.164	32	61	8	10	4	0	0	5	10	0	1	3	21	0	1	1
Career	.159	103	195	23	31	5	0	1	9	31	0	3	6	72	0	1	4

LAST HOME RUN: June 3, 1997 at Florida (off Alex Fernandez)

ALL STAR GAME RECORD

Year	Club, Site	W-L	ERA	G	GS	CG	SH	SV	IP	H	R	ER	HR	HB	BB	SO	WP	BK
1997	N.L., Cleveland	0-1	18.00	1	0	0	0	0	1.0	1	2	2	1	0	1	1	1	0

DIVISION SERIES RECORD

Year	Club	W-L	ERA	G	GS	CG	SH	SV	IP	H	R	ER	HR	HB	BB	SO	WP	BK
1997	SF vs. FLA	0-0	15.00	1	1	0	0	0	3.0	5	5	5	1	0	4	3	0	0

ESTES VS. 2000 OPPONENTS

	1999						CAREER					
	W-L-S	ERA	G	IP	H	ER	W-L-S	ERA	G	IP	H	ER
vs. Arizona	0-2-0	7.35	2	11.0	16	9	1-4-0	6.43	5	28.0	36	20
Atlanta	0-1-0	7.50	2	12.0	16	10	2-1-0	4.35	6	39.1	40	19
Chicago	2-0-0	2.84	2	12.2	9	4	3-1-0	4.64	6	33.0	34	17
Cincinnati	1-0-0	1.13	2	16.0	10	2	3-0-0	2.80	5	35.1	28	11
Colorado	2-0-0	2.86	3	22.0	16	7	4-2-0	3.94	9	59.1	49	26
Florida	1-0-0	2.86	3	22.0	17	7	4-0-0	2.00	6	45.0	27	10
Houston	0-1-0	4.66	2	9.2	13	5	1-2-0	3.12	6	34.2	33	12
Los Angeles	0-2-0	6.17	2	11.2	16	8	3-6-0	3.81	9	56.2	52	24
Milwaukee	---	---	---	---	---	---	0-1-0	8.18	2	11.0	14	10
Montreal	0-1-0	4.76	2	11.1	16	6	1-4-0	3.27	7	41.1	44	15
New York	0-2-0	9.28	2	10.2	15	11	4-2-0	4.98	7	43.1	45	24
Philadelphia	0-0-0	6.35	1	5.2	4	4	3-0-0	5.24	4	22.1	22	13
Pittsburgh	2-0-0	2.78	3	22.2	17	7	3-4-0	4.44	8	50.2	45	25
St. Louis	---	---	---	---	---	---	1-2-0	3.79	6	40.1	30	17
San Diego	2-1-0	8.82	3	16.1	23	16	5-4-0	5.65	9	51.0	51	32
San Francisco	---	---	---	---	---	---	---	---	---	---	---	---
Anaheim	1-0-0	2.57	1	7.0	5	2	2-1-0	3.98	3	20.1	19	9
Oakland	0-0-0	9.45	1	6.2	8	7	0-1-0	6.92	2	13.0	13	10
Seattle	---	---	---	---	---	---	0-0-0	7.36	1	3.2	4	3
Texas	0-1-0	9.53	1	5.2	8	6	0-1-0	7.30	2	12.1	14	10
Interleague	1-1-0	6.98	3	19.1	21	15	2-3-0	5.84	8	49.1	50	32

ESTES' CAREER IN BALLPARKS

	W-L-S	ERA	G	IP	H	ER		W-L-S	ERA	G	IP	H	ER
at Arizona	0-2-0	10.00	2	9.0	16	10	at New York	3-2-0	5.52	5	31.0	33	19
Atlanta	1-1-0	3.72	3	19.1	18	8	Philadelphia	1-0-0	6.94	2	11.2	11	9
Chicago	1-1-0	7.07	3	14.0	19	11	Pittsburgh	1-4-0	5.45	6	36.1	37	22
Cincinnati	2-0-0	2.18	3	20.2	17	5	St. Louis	0-1-0	4.26	3	19.0	17	9
Colorado	1-1-0	6.23	4	21.2	28	15	San Diego	1-3-0	11.88	4	16.2	27	22
Florida	2-0-0	2.14	3	21.0	13	5	San Francisco	---	---	---	---	---	
Houston	---	---	---	---	---	---	Anaheim	0-1-0	4.91	1	7.1	9	4
Los Angeles	1-2-0	5.82	3	17.0	17	11	Oakland	0-0-0	9.45	1	6.2	8	7
Milwaukee	0-1-0	8.18	2	11.0	14	10	Seattle	---	---	---	---	---	
Montreal	0-2-0	4.50	3	14.0	15	7	Texas	0-1-0	7.30	2	12.1	14	10

ESTES BY MONTH

	1999						CAREER					
	W-L-S	ERA	G	IP	H	ER	W-L-S	ERA	G	IP	H	ER
In March/April	2-2-0	6.04	5	28.1	32	19	7-6-0	6.65	15	91.0	89	47
May	0-2-0	5.33	5	27.0	28	16	6-5-0	3.91	17	101.1	91	44
June	2-1-0	3.24	5	33.1	26	12	8-3-0	3.30	17	114.2	95	42
July	3-1-0	5.01	6	41.1	43	23	9-5-0	4.35	17	109.2	111	53
August	2-1-0	4.08	5	35.1	36	16	7-4-0	3.88	17	113.2	106	49
Sept./Oct.	2-4-0	5.97	6	37.2	44	25	3-13-0	5.87	20	110.1	108	72
Before ASB	6-5-0	4.87	17	101.2	103	55	25-14-0	3.78	53	335.1	301	141
After ASB	5-6-0	4.97	15	101.1	106	56	15-22-0	4.89	50	305.1	299	166

ESTES' STATISTICAL BREAKDOWN

	1999						CAREER					
	W-L-S	ERA	G	IP	H	ER	W-L-S	ERA	G	IP	H	ER
Season	11-11-0	4.92	32	203.0	209	111	40-36-0	4.31	103	640.2	600	307
Home	7-5-0	3.72	17	111.1	101	46	25-13-0	3.16	50	333.1	272	117
Road	4-6-0	6.38	15	91.2	108	65	15-23-0	5.56	53	307.1	328	190
Day	7-2-0	3.89	14	90.1	74	39	21-21-0	4.04	45	276.1	255	124
Night	4-9-0	5.75	18	112.2	135	72	19-24-0	4.52	58	364.1	345	183
Starter	11-11-0	4.92	32	203.0	209	111	40-36-0	4.31	103	640.2	600	307
Reliever	---	---	---	---	---	---	---	---	---	---	---	---

ESTES' CAREER FIELDING

Position	PCT.	G	PO	A	E	TC	DP	PB
Pitcher	.972	103	36	104	4	144	3	---

CAREER TRANSACTIONS

- Selected by Seattle in 1st round (11th player chosen overall) in June 1991 draft.
- Acquired from Seattle with IF Wilson Delgado in exchange for RHP Salomon Torres, May 20, 1995.
- Placed on Disabled List March 23-April 6, 1997 with left shoulder weakness.
- Placed on Disabled List July 17-Sept. 3, 1998 (including rehabilitation assignments to Bakersfield Aug. 26-30 and Fresno Aug. 30-Sept. 3) with left posterior shoulder strain.

CAREER HIGHS

- **Low-Hit Game:** 2 (twice), last: May 23, 1997 vs. St. Louis
- **Innings Pitched - Starter:** 9.0 (4 times), last: June 15, 1998 vs. Colorado
- **Reliever:** No relief appearances
- **Most Strikeouts:** 11 (3 times), last: June 15, 1998 vs. Colorado
- **Winning Streak:** 8, May 13-July 4, 1997
- **Losing Streak:** 4, (twice), last: September 4-20, 1998

Jake Esteves

PITCHER (RH)



Pronunciation: (e-STEV- ez)

Birthdate: July 31, 1975

2000 Opening Day Age: 24

Birthplace: Auburn, California

Bats: Right **Throws:** Right **Height:** 6-1 **Weight:** 200

M.L. Service: None

How Obtained: Giants' #10 selection in June 1998 draft.

Contract Status: Non-roster invitee

CAREER...was named 1999 Giants' organizational Player of Year by *USA Today*...tabbed as Giants' #2 prospect by *Baseball America* following 1999 season...comes to 1st big league camp as non-roster invitee...in 2 professional campaigns, has compiled 14-5 record with 2 saves and 3.15 ERA in 42 games (32 starts)...pitched half season at double-A level in 1st full professional campaign in 1999...

1999 SEASON...had breakout year, combining to go 14-3 with 2.92 ERA (53er, 163.1ip) in 27 games (35 starts) for single-A San Jose and double-A Shreveport...tied for organizational lead in wins, while ranking 2nd in ERA...selected #8 prospect in Cal League by *Baseball America*...in 12 games (11 starts) for San Jose, went 6-1 with 1 save and 2.01 mark...was named junior Giants' Player of Month for May, posting 3-1 ledger with save and 2.00 ERA...was tabbed Howe SportsData's California League Pitcher of Week June 7-13...earned promotion to double-A in June and proceeded to go 8-2 with 3.63 mark in 15 games (14 starts) for Captains...despite pitching only half season at double-A, 8 victories tied for 3rd highest on club...earned Shreveport's Minor League Player of Month for July, when he went 3-0 with 3.19 mark in 5 starts...worked at least 6.0 innings in 19 of 35 starts on year, including 1 complete game...had no decision in lone Texas League playoff start, allowing 2 runs (1 earned) over 6.0 innings...

1998...opened professional career at rookie-league Salem-Keizer before moving up to single-A Bakersfield...made 1 start for Volcanoes (4.0ip, 1er), before earning promotion...pitched in 14 games (6 starts) for Blaze, logging 0-2 ledger with 1 save and 4.29 ERA...

Harry S. Jordan Award

The Harry S. Jordan Award is given in recognition of the player whose performance and dedication in Spring Training best exemplifies the San Francisco Giants spirit. The honor is voted on by the players in camp.

The following players have won the Harry Jordan Award:

1988	Joe Kmak	1994	J.R. Phillips
	Francisco Melendez	1995	Joe Rosselli
1989	James Steel	1996	Marvin Benard
1990	Eric Gunderson	1997	Dante Powell
1991	Mark Leonard	1998	Russ Ortiz
1992	John Patterson	1999	Damon Minor
1993	Greg Brummett		

PERSONAL...graduated from Placer (Auburn, CA) High School...graduated from Sacramento City College...attended Louisiana State University, along with teammate Kurt Ainsworth...was member of Tigers' 1996 national championship club, going 5-3 with 3.58 mark and 2 saves in 23 outings...helped LSU reach 1998 College World Series, going 9-3 with 2 saves and 5.03 ERA in 27 games...single...daughter (Lauryn, Nov. 1, 1995)...resides in Auburn, CA...

JACOB DAVID ESTEVES

Year	Club	W-L	ERA	G	GS	CG	SH	SV	IP	H	R	ER	HR	HB	BB	SO	WP	BK
1998	Salem-Keizer	0-0	2.25	1	1	0	0	0	4.0	1	1	1	1	1	0	5	0	0
	Bakersfield	0-2	4.29	14	6	0	0	1	35.2	43	30	17	7	2	12	24	0	0
1999	San Jose	6-1	2.01	12	11	1	0	1	71.2	59	21	16	1	2	17	56	3	1
	Shreveport	8-2	3.63	15	14	0	0	0	91.2	76	40	37	7	4	23	53	3	2
Minor Totals		14-5	3.15	42	32	1	0	2	203.0	179	92	71	16	9	52	138	6	3

CAREER TRANSACTIONS

- Selected by Philadelphia in 38th round of June 1993 draft.
- Selected by San Francisco in 23rd round of June 1994 draft.
- Selected by San Francisco in 6th round (Giants' 10th pick) of June 1998 draft. Signed by Tom Korenek.

Pedro Feliz

INFILDER



Birthdate: April 27, 1977

2000 Opening Day Age: 22

Birthplace: Azua, Dominican Republic

Bats: Right **Throws:** Right **Height:** 6-1 **Weight:** 195

M.L. Service: None

How Obtained: Signed as non-drafted free agent, February 7, 1994.

Contract Status: Signed through 2000

CAREER...promising young infielder, enters his 7th year of professional baseball despite being just 22 years old...has been on 40-man roster each of last 2 seasons...has come into his own over past 3 seasons, combining to hit .264 (363-for-1377) with 73 2Bs, 40 HRs and 186 RBI...in his 1st 3 professional campaigns, hit just .251 (139-for-553) with 14 2Bs, 5 HRs and 55 RBI...

1999 SEASON...spent entire campaign with double-A Shreveport...posted career-high 77 RBI, surpassing previous mark of 56 set in 1997 with single-A Bakersfield...also established new career mark with 6 3Bs...hit 14 home runs and had 24 2Bs on year, falling just 1 shy of career-bests set in 1997...however, .253 average was 2nd lowest of 6-year pro career...finished season on strong note, hitting .337 (35-for-104) in 28 games during August, earning Captains' Player of Month honors...had 2 2Bs, 3B, 5 HR, 12 RBI and 10 runs scored in award-winning month...raised his average 24 points during Aug. (from .228 on July 31 to .252 on Aug. 31)...hit safely in 36 of his final 45 games played, going 53-for-174 (.305) with 5 2Bs, 4 3Bs, 7 HRs and 27 RBI...raised batting average 36 points during stretch, from .217 on July 17 to season-ending .253...final .253 average matched highest mark of year...belted pair of home runs April 10 at Tulsa (TEX), finishing 2-for-6 with season-high 6 RBI...only other multi-homer effort came Aug. 1 vs. El Paso (MIL)...went 2-for-4 with 5 RBI on contest...

1998...got off to slow start in 1st season at Shreveport before playing well enough to earn late-sea-

son promotion to triple-A Fresno... in 100 games for Captains, hit .264 (96-for-364) with 23 2Bs, 2 3Bs, 12 HRs and 50 RBI...was hitting .209 (18-for-86) in his 1st 25 games before going on Disabled List with sprained right ankle...was disabled from May 2-June 9...hit .312 (67-for-215) with 17 2Bs, 10 HRs and 37 RBI over his 1st 56 games back from Disabled List through Aug. 10...earned promotion to Fresno Sept. 1 and appeared in 3 regular season games for Grizzlies...hit .429 (3-for-7) with 2B, HR and 3 RBI...started 2 games at 3B for Fresno in PCL playoffs and went hitless in 9 at-bats with RBI...**1997**...spent full season at single-A Bakersfield, appearing in 135 of team's 140 games...established career-highs in games, at-bats (515), runs (59), hits (140), doubles (25), home runs (14) and walks (23)...hit .283 (121-for-427) with 12 HRs and 49 RBI in 111 contests over final 4 months of campaign...was honored by Giants' organization as Player of the Month for Bakersfield in August, batting .289 (33-for-117) with 5 HRs, 13 RBI and 17 runs scored in 29 games...played exclusively at 3rd base...**1996**...played his 2nd straight season at single-A Burlington, appearing in 93 contests while batting .265 with 5 HRs and 36 RBI...homers were his 1st as professional, having been held without clout in 232 at-bats over previous 2 seasons...served as club's primary 3rd baseman (91 games), while also seeing action at 1st base (2 contests)...**1995**...was assigned to rookie-level Bellingham in June after remaining in Arizona for extended spring training... participated in 43 contests for Northwest League squad, batting career-best .274 with 16 RBI...made 25 appearances at 3B and 4 at 1B...**1994**...made pro debut with rookie-level Scottsdale Giants, seeing action in 38 games...struggled at plate as he spent his 1st full year away from Dominican, batting just .193 (23-for-119) with no HRs and 3 RBI...each of his 23 hits were singles...

PERSONAL...graduated from Agustina de Chequer High School...single...resides in Azua, Dominican Republic...

PEDRO JULIO FELIZ

Year	Club	AVG	G	AB	R	H	2B	3B	HR	RBI	SH	SF	HP	BB	SO	SB	CS	E
1994	Scottsdale	.193	38	119	7	23	0	0	0	3	3	0	2	2	20	2	3	5
1995	Bellingham	.274	43	113	14	31	2	1	0	16	2	2	0	7	33	1	1	2
1996	Burlington	.265	93	321	36	85	12	2	5	36	0	3	1	18	65	5	2	17
1997	Bakersfield	.272	135	515	59	140	25	4	14	56	3	3	7	23	90	5	7	23
1998	Shreveport	.264	100	364	39	96	23	2	12	50	0	4	2	9	62	0	1	22
	Fresno	.429	3	7	1	3	1	0	1	3	0	0	0	1	0	0	0	0
1999	Shreveport	.253	131	491	52	124	24	6	13	77	1	5	3	19	90	4	2	27
Minor Totals		.260	543	1930	208	502	87	15	45	241	9	17	15	79	360	17	16	96

CAREER TRANSACTIONS

■ Signed as non-drafted free agent, February 7, 1994. Signed by Luis Rosa.

Aaron Fultz

PITCHER (LH)



Birthdate: September 4, 1973

2000 Opening Day Age: 26

Birthplace: Memphis, Tennessee

Bats: Left **Throws:** Left **Height:** 6-0 **Weight:** 196

M.L. Service: None

How Obtained: Signed as free agent, April 4, 1996.

Contract Status: Signed through 2000

CAREER...southpaw reliever makes 1st appearance on 40-man roster in 9th professional campaign...former #6 selection by Giants in 1992 draft also saw action in Minnesota organization (1993-95)...was re-signed by SF prior to 1996 campaign...after working solely in relief in 1997-98, split time between rotation and bullpen in 1999...

1999 SEASON...spent 1st full season at triple-A level, going 9-8 with 4.98 ERA (76er, 137.1ip) in 37 games (20 starts) for Fresno...9 wins tied for 2nd most in career, while establishing new mark with 151 strikeouts...in 20 starts, went 6-6 with 4.71 mark (57er, 109.0ip)...while starting, struck out 123 in 109.0 innings...yielded 3 earned runs or less in 13 of 20 starts...over 17 relief appearances, was 3-2 with 6.04 ERA (19er, 28.1ip)...opened season in bullpen, making 6 relief appearances (1-0 with 4.77 ERA) before 1st start April 28 at Tacoma...went 1-3 with 5.46 ERA (18er, 29.2ip) in 7 starts before returning to 'pen June 3...in 10 outings from June 3-28, went 2-1 with 8.10 ERA (15er, 16.2ip)...worked out of rotation in 13 of final 14 outings, going 5-4 with 4.70 ERA (40er, 76.2ip)...won 3 straight starts Aug. 15-27, logging 1.89 ERA (4er, 19.0ip)...pitched in Dominican Winter League for Aguilas...

1998...worked majority of season at double-A Shreveport, posting team highs in saves (15) and appearances (54)...later saw his 1st action at triple-A level, being promoted to Fresno in mid-August and working in 10 games for Grizzlies (0-0, 5.06)...made 64 appearances overall (all in relief), registering career high...his season save total (15) also established career standard, as former starter had just 2 saves entering campaign...in 10 games with Fresno, worked 2.0 innings or more 6 times...after getting roughed up for 4 runs in 2.0 innings in his triple-A debut, yielded just 3.24 ERA (6er, 16.2ip) in final 11 outings of season (including playoffs)...logged pair of appearances for Fresno in PCL playoffs, going 0-0 with 3.38 ERA (2.2ip, 1er)...**1997**...spent 1st full season at double-A level, working entirely out of bullpen...led Shreveport in appearances (49), while finishing with 6-3 record, 1 save and 2.83 ERA...was particularly sharp with his control, walking just 19 while striking out 60 in 70.0ip...**1996**...returned to Giants organization after Spring Training release by Twins, signing as free agent April 4...was assigned to single-A San Jose, where he spent entire season...logged 9-5 mark with 1 save and 3.96 ERA, splitting time between rotation (12 starts) and relief (24 outings)...marked 1st extended action out of bullpen, as entering campaign had made starts in 92 of his initial 93 professional appearances...save was 1st of career...**1995**...opened season at double-A New Britain, however, after just 3 starts (0-2, 6.60 ERA) was returned to single-A Ft. Myers...logged solid 3.25 ERA for Miracle, however, held to just 3-6 mark in 21 opening assignments...for season, was combined 3-8 despite posting 3.61 ERA...**1994**...logged full campaign at Florida State League-entry Ft. Myers, leading squad and establishing career bests in starts (28), complete games (3), innings pitched (168.1) and strikeouts (132)...his 9 wins also matched team high, while proving 2nd highest season total of career...**1993**...enjoyed solid campaign at single-A Clinton, however, proved transition year as he was dealt to Minnesota in post-trading deadline deal...was shipped to Twins Aug. 18 with IF Andres Duncan, as Giants acquired veteran LHP Jim Deshaies during pennant battle with Atlanta Braves...while with Clinton, posted team highs in wins (14), starts (25, tied), innings pitched (148.0) and strikeouts (144)...following trade, made 1 start for single-A Ft. Wayne (0-0, 9.00 ERA)...**1992**...began pro career with Scottsdale Giants in Arizona Rookie League, having been selected by San Francisco in 6th round of June draft...finished with 3-2 mark and 2.13 ERA in league-high 14 starts...

PERSONAL...graduated from Munford (TN) High School...led Munford to state championship in senior year...attended North Florida (Madison, FL) Junior College...married (Christy Perry, Oct. 1, 1994)...2 sons (Kale, March 31, 1994 and Aaron Jacob, April 19, 1998)...resides in Northport, AL...

RICHARD AARON FULTZ

Year	Club	W-L	ERA	G	GS	CG	SH	SV	IP	H	R	ER	HR	HB	BB	SO	WP	BK
1992	Scottsdale	3-2	2.13	14	14	0	0	0	67.2	51	24	16	0	4	33	72	7	0
1993	Clinton	14-8	3.41	26	25	2	1	0	148.0	132	63	56	8	11	64	144	10	2
	Ft. Myers	0-0	9.00	1	1	0	0	0	4.0	10	4	4	0	0	0	3	0	0
1994	Ft. Myers	9-10	4.33	28	28	3	0	0	168.1	193	95	81	9	7	60	132	9	2
1995	New Britain	0-2	6.60	3	3	0	0	0	15.0	11	12	11	1	0	9	12	0	0
	Ft. Myers	3-6	3.25	21	21	2	2	0	122.0	115	52	44	10	8	41	127	7	1
1996	San Jose	9-5	3.96	36	12	0	0	1	104.2	101	52	46	7	8	54	103	13	0
1997	Shreveport	6-3	2.83	49	0	0	0	1	70.0	65	30	22	6	2	19	60	4	1
1998	Shreveport	5-7	3.77	54	0	0	0	15	62.0	58	40	26	4	3	29	61	5	1
	Fresno	0-0	5.06	10	0	0	0	0	16.0	22	10	9	2	0	2	13	1	0
1999	Fresno	9-8	4.98	37	20	1	0	0	137.1	141	87	76	32	7	51	151	11	1
Minor Totals		58-51	3.85	279	124	8	3	17	915.0	899	469	391	79	50	362	878	67	8

CAREER TRANSACTIONS

- Selected by San Francisco in 6th round of June, 1992 draft.
- Traded to Minnesota with infielder Andres Duncan and player to be named later in exchange for LHP Jim Deshaies, Aug. 18, 1993.
- Released by Minnesota, April 1, 1996; signed by San Francisco as free agent, April 4, 1996.

Mark Gardner

PITCHER (RH)

**Birthdate:** March 1, 1962**2000 Opening Day Age:** 38**Bats:** Right **Throws:** Right **Height:** 6-1 **Weight:** 220**M.L. Service:** 10 years, 44 days**How Obtained:** Signed as free agent March 29, 1996**Contract Status:** Signed through 2000 (signed 2-year contract prior to 1999 season)

CAREER...11-year Major League veteran hurler has made 112 starts for Giants from 1996-99, with only John Burkett (157) making more starts for SF during 1990s...was 1st Giants pitcher to reach double digits in wins for 3 straight seasons (1996-98) since Burkett did it 4 consecutive years (1990-93)...after entering 1996 with only 5 complete games over 1st 128 starts, has posted 10 route-goers over his 112 starts as Giant from 1996-99...pitched 9-inning no-hitter July 26, 1991 vs. Los Angeles while with Montreal, but gave up 2 hits in 10th...came to Giants after signing as free agent at end of 1996 Spring Training and emerged as club's winningest pitcher that season...Giants are his 4th Major League club after debuting with Montreal in 1989 with subsequent stops in Kansas City (1993) and Florida (1994-95)...

1999 SEASON...SF's Opening Day starter was derailed by shoulder inflammation for much of season, suffering career-high 11 defeats...previous high for losses was 10 in 1992...finished season working out of bullpen...served as reliever in 8 of his final 11 appearances...made 21 starts, going 4-10 with 6.69 ERA (91er, 122.1ip)...in 8 relief outings, posted 1-1 mark with 4.86 ERA (9er, 16.2ip)...has made 52 career relief appearances, posting 3-3 record with 1 save and 4.82 ERA (45er, 84.0ip)...worked at least 6.0 frames in 12 of 21 starting assignments (57.1%), including 12 of final 15 starts...yielded 3.8 walks per 9.0 innings over 21 starts (52bb)...logged 15 starts during which issued 3 or fewer free passes (71.4%)...made 18 starts (3-9, 6.88 ERA) before 1st relief appearance Aug. 4 at Arizona...that outing at Arizona was 1st relief assignment since April 17, 1996 vs. Los Angeles, surrendering 3 runs over 4.0 innings, including 2 HRs...in last 11 efforts of year, went 2-2 with 5.24 ERA (20er, 34.1ip)...made 2nd career Opening Day start April 5 in Cincinnati and had no decision in SF's eventual 11-8 victory...carried 6-2 lead into 6th inning when yielded infield single and error before Mark Sweeney's 3-run pinch-HR...Charlie Hayes, who subbed for injured Bill Mueller, clubbed 3-run HR off Gabe White in 8th to break 8-8 tie...was placed on 15-day DL April 17-May 8 with discomfort in right shoulder...suffered career-high 5-game losing skid April 10-June 11, when yielded 8.31 ERA (48er, 52.0ip) and .297 batting average against (63-for-212) with 15 HRs...snapped career-high 5-decision losing skid June 16 in Colorado, tossing 15th career complete game in SF's 15-2 romp...was 10th complete game with Giants since 1996...clubbed 1st career home run May 21 off Houston's Sean Bergman...underwent arthroscopic surgery to repair inflamed bursa tissue of right shoulder Oct. 4...team orthopedist Bill Montgomery performed procedure...

1998...emerged as Giants' hottest pitcher down stretch, going 5-1 with 2.97 ERA (26er,78.2ip) in his 11 starts in August and September... worked tie-breaker game in Chicago, locked in scoreless

duel (with Steve Trachsel) through 1st 4.0 innings...however, was tagged with defeat in eventual 5-3 SF setback at Wrigley Field (5.1ip,6h,4r,4er,1bb,2so,1hr)... heading into tie-breaker, carried 5-game winning streak over 8 starts... posted 2.07 mark (14er, 61.0ip) during string...came to camp late in pre-season as his wife, Lori, underwent successful liver transplant in middle of February...opened year as 4th pitcher in SF's rotation...established career-highs in wins (13), starts (33), complete games (4), innings (212.0) and strikeouts (151)...was 2nd on SF staff with 13 victories, trailing only Kirk Rueter's 16 wins...tied for 6th in NL with .684 winning pct., tied for 8th in complete games and tied for 5th in shutouts...was also 3rd in run support per 9.0 innings with 6.11 mark (144 runs in 212.0ip)...went 6-2 with 3.29 ERA (38er,104.0ip) in 15 outings during 2nd half...worked 6.0 innings-or-more in 12 of his 15 starts following All-Star Break...yielded .224 batting avg. against (85-for-379) in 2nd half, lowering overall mark from .279 to .253...went 12-4 in his last 23 starts, posting 3.59 ERA (67er,163.1ip) during stretch...worked at least 6.0 innings in 21 of last 25 starts and 26 of 33 outings on season (78.8%)...yielded 3 earned runs-or-less in 22 of those outings (66.7%)...picked up career-best 13th victory Sept. 23 vs. Pittsburgh, working 8.0 innings in 4-1 triumph...surpassed 200.0-inning barrier for 1st time and tied his single game career best for strikeouts with 11 (7th time)...exhibited excellent control over his last 19 starts, not issuing more than 2 walks in 18 of those games...overall, allowed 3 walks-or-fewer in 29 of his 33 starts (87.9%)...however, was troubled by longball, surrendering 29 HRs (most on Giants, tied for 9th in N.L.)...posted finest outing by SF starter on year, working 7-0, 3-hit shutout June 28 vs. Texas (0bb,5so)...had 1-hitter through 7.2 frames, as no Ranger advanced past 1st base entire game...had great success during interleague play, going 2-0 with 1.13 ERA (2er, 16.0ip) in 2 outings...limited A.L. hitters to .182 mark (10-for-55) with 1 HR...tossed his 11th career complete game April 21 at Pittsburgh, leading SF to 6-3 victory which snapped season-high 4-game losing skid...registered his 1,000th career strikeout Sept. 6 at Los Angeles, with Adrian Beltre as the victim...went 12-for-71 (.169) as hitter with 2B, 4 sacrifices, 4 walks, hit by pitch and 4 RBI in 1998...12 hits established career high (11 in 1996)...posted 3 different 2-hit outings at plate (April 21 at Pittsburgh, June 1 vs. Cincinnati and June 7 at St. Louis)...**1997**...was Giants' Opening Day starter, finishing with 12 victories (3rd most on club)...also logged then-career-highs for innings pitched (180.1, 3rd on SF) and starts (30, 3rd), while recording 3rd highest lifetime total for strikeouts (136, 2nd)...led team in HRs surrendered, yielding 28 on season (2nd most in NL)...was particularly impressive early in season, posting 6-1 record with 3.06 ERA (9er,25.1ip, 10 starts) through May 22 and 8-2 mark with 3.12 ERA (34er,98.0ip, 15 starts) through June 18...also shined in July, as he was 3-0 with 2.57 ERA (10er,35.0ip, 5 starts)...however, was winless in his last 6 starts (beginning Aug. 13), while going 0-4 with 9.00 ERA (26er,26.0ip)...did not pitch after Sept. 13 outing in Florida (8-1 loss vs. Kevin Brown, 4.1ip,6er), as he tended to his ailing wife who was diagnosed shortly thereafter with liver cancer...SF won 17 of his 30 starts overall...logged 6.0 innings-or-more in 18 of his 30 outings, while yielding 3 earned runs or less in 18 of 30 contests...struck out 9 Pirates in his 1st career Opening Day assignment April 1 vs. Pittsburgh, but had no decision in SF's 5-2 defeat...tossed complete-game 6-1 victory at Pittsburgh April 30...struck out 11 Pirates to equal his career-high for K's for 5th time...logged his 6th career shutout Aug. 8 at Montreal, finishing with 2-hitter after throwing no-no through 7.1 frames...retired 18 of 1st 19 batters (1 walk) prior to yielding double to Vladamir Guerrero...was his 10th career route-goer...reeled off career-high 6-game winning streak over 8 starts from April 13-May 22...during streak, logged 3.08 ERA (18er, 52.2ip) while striking out 39 and walking 12...posted 7th win in MLB's inaugural interleague game June 12 in Texas, 4-3 SF triumph...fell behind 3-1 after 6th inning, however hung on to see Giants rally for 3 in 7th and post victory...**1996**...came to Giants after signing as free agent at end of 1996 Spring Training and emerged as club's winningest pitcher...his 12 wins were highest total by San Francisco hurler since John Burkett and Bill Swift won 22 and 20, respectively, in 1993...went to Spring Training with Florida as non-roster invitee, however, clause in his contract allowed him to elect free agency if he did not make Marlins' Opening Day roster...could have had even better numbers, however, appendectomy just before All-Star break landed him on Disabled List...was 8-3 with 3.73 ERA in 17 outings (15 starts) prior to surgery, and just 4-4 with 5.27 mark in 13 starts after operation...started season strong, posting 7-1 mark with 3.11 ERA (23er,66.2ip) in 12 outings (10 starts) through June 5...began campaign as 5th starter, also working out of bullpen twice in 1st 2 weeks as club moved to 4-man rotation due to early-season off-days...made SF debut with start April 7 (vs. former club Marlins and former Giants pitcher Burkett), receiving no decision despite holding 10-2 lead entering 5th inning of eventual 14-7 Giants' triumph in Florida...after pair of relief efforts (2.2ip,0er), returned to rotation April 17 where he worked remainder of season...notched 1st win with club April 20 at Chicago, eventual 8-4 victory for Giants...followed that outing with his finest performance of year, tossing 4-hit, 8-0 triumph over National League Champion Atlanta Braves April 25 at 3Com...in that contest, did not issue walk while matching career-high and team season-high marks with 11 strikeouts...ran record to 8-3 after victory July 2 vs. Colorado, 5-1 SF triumph at 3Com

(8ip,4h,1er,1bb,9so)...however, 3 days later (July 5) while team was in San Diego, underwent laproscopic appendectomy at Scripps Clinic (performed by Dr. Gustavo Kuster)...made 1 rehab assignment with single-A San Jose while on DL...returned to Major League club July 21...posted 2-1 record with 5.19 ERA (15er,26ip) in 1st 4 starts after reinstatement from DL...last of 4 outings was complete-game, 9-2 win Aug. 7 vs. Cincinnati (for 10th win on season)...reached contract agreement with Giants Sept. 13, inking pact for 1997 season with club option for '98...**1995**...spent entire campaign with Florida...split time between bullpen and starting rotation...made career-high 39 appearances and logged 102.1 innings, his highest total since 1992 (179.2ip)...went 4-4 with 4.72 ERA in 11 starts and posted 1-1, 4.14 numbers over 28 relief outings...opened season in rotation while Chris Hammonds was on DL and made total of 5 starts (0-4, 8.68 ERA)...moved to bullpen and was 1-0 with 3.00 ERA in 10 outings...made 1 start at Philadelphia June 18 and then made back-to-back starts prior to All-Star Break after Dave Weathers went on DL...tossed 1st shutout in nearly 5 years July 9 vs. St. Louis, blanking Cards 6-0...picked up 1st save at any professional level Sept. 3 at Houston...held opponents to .236 average out of 'pen, compared to .296 mark as starter...**1994**...signed minor league contract with Florida and made Opening Day roster...opened campaign in bullpen, making 6 straight relief appearances (0-0, 7.59 ERA)...was optioned to triple-A Edmonton May 5 when Benito Santiago began his 4-game suspension and Charles Johnson was recalled to give club 2nd catcher...made 1 start at Edmonton...was 4-4 with 4.52 ERA in 14 starts (41er, 81.2ip) after being recalled May 10...placed on DL from June 8-26 with strained right groin...tied club mark by fanning 10 at Montreal June 26 in his return from DL...**1993**...opened season in Kansas City's starting rotation...made 16 starts through July 16...had 4-2 mark after June 3 win, but lost his next 4 decisions...placed on DL July 7 with strained right shoulder...was activated Aug. 27 and optioned to triple-A Omaha...made just 1 big league appearance after July 6, 2.0-inning relief stint at Seattle Sept. 16...**1992**...recorded 12 wins as member of Montreal's starting rotation...tied career-high with 11 strikeouts over 7.1 innings in 5-1 win over LA May 13...tied for 2nd in NL (with David Cone) in hit batsmen with 9...shares ML record for hit batsmen in 1.0 inning, after hitting 3 in 1st inning Aug. 15 vs. St. Louis...**1991**...ranked 9th in NL, holding opponents to .230 average...made 27 starts for Expos after being activated from injury rehab (right shoulder) May 14...pitched 9.0-hitless innings vs. Los Angeles July 26, but gave up 2 hits in 10th and lost 1-0 when reliever Jeff Fassero gave up game-winning hit in 10th...**1990**...led NL rookies with 135 strikeouts...tied for 3rd in circuit with 3 shutouts...led NL with 9 hit batsmen...posted 1st Major League win May 6 vs. San Francisco, tossing 6-hit 7-0 shutout...tossed back-to-back shutouts surrounding All-Star Break (July 5 vs. Houston and July 12 at Atlanta)...named Expos' Player of Month for July (2-1, 1.35 ERA)...season ended in early Sept...underwent surgery Nov. 16 to repair small posterior labrum tear...surgery was performed by Dr. Frank Jobe and Expos' orthopedist Dr. Larry Coughlin in Los Angeles...**1989**...made ML debut May 16 vs. San Diego, tossing 2.0-perfect innings of relief for Montreal...lost 1st big league start May 27 at San Diego...collected 1st big league hit Sept. 30 at Philadelphia (single off Bruce Ruffin)...named American Association Pitcher of Year and Topp's Triple-A All-Star team...led league and all of triple-A with 175 strikeouts...won 5th and deciding game for American Association title, beating Omaha 5-0 Sept. 6...earned MVP honors in series...**1988**...split season between double-A Jacksonville and triple-A Indianapolis...went 6-3 with 1.60 ERA in 15 starts at double-A...also tossed 2 shutouts for Suns...posted 4-2, 2.77 numbers for Indians, while going distance 3 times in 13 starts...**1987**...opened at Indianapolis (3-3, 5.67 ERA, 9 starts) before closing year at Jacksonville (4-6, 4.19 ERA, 17 starts)...**1986**...ranked 3rd in double-A with 140 strikeouts for Jacksonville...selected Southern League Player of Week for July 28-Aug. 3 with 2 wins and 16 strikeouts in 14 innings...**1985**...opened professional career at Jamestown, posting 2.77 ERA in 3 starts...earned promotion to West Palm Beach, where he went 5-4 with 2.37 ERA in 10 games (9 starts)...

A GIANT IN COMMUNITY...very involved with California Organ Donor Network, working with that organization and Stanford Medical Center in raising awareness of need for organ and tissue donors...donates money to Garth Brooks' Touch 'Em All Foundation...has hosted Mark Gardner Invitation Golf Tournament since 1993 to raise funds for Fresno area charities...supports California's Responsible Fatherhood Campaign with special visits and other work...has participated in Giants' off-season Care-A-Van, visiting Fresno's Boys and Girls Clubs and Valley Children's Hospital...also assists with Giants' Kids and Rewards Clubs activities...

PERSONAL...graduated from Clovis (Fresno, CA) High School...attended Fresno (CA) City College and Fresno State University...was 1985 PCAA Player of Year in final year at Fresno State...played for U.S. team during tour of Cuba in fall of 1994...married (Lori Romerero)...2 sons (Nicholas, Sept. 24, 1992 and Daniel Dean, May 30, 1995)...resides in Fresno, CA...

MARK ALLAN GARDNER

Year	Club	W-L	ERA	G	GS	CG	SH	SV	IP	H	R	ER	HR	HB	BB	SO	WP	BK
1985	Jamestown	0-0	2.77	3	3	0	0	0	13.0	9	4	4	0	1	4	16	0	1
	W. Palm Beach	5-4	2.37	10	9	4	0	0	60.2	54	24	16	4	2	18	44	6	1
1986	Jacksonville	10-11	3.84	29	28	3	1	0	168.2	144	88	72	8	8	90	140	15	1
1987	Indianapolis	3-3	5.67	9	9	0	0	0	46.0	48	32	29	8	1	28	41	2	1
	Jacksonville	4-6	4.19	17	17	1	0	0	101.0	101	50	47	13	0	42	78	4	0
1988	Jacksonville	6-3	1.60	15	15	4	2	0	112.1	72	24	20	4	5	36	130	2	0
	Indianapolis	4-2	2.77	13	13	3	1	0	84.1	65	30	26	5	5	32	71	3	1
1989	Indianapolis	12-4	2.37	24	23	4	2	0	163.1	122	51	43	3	5	59	175	7	1
	Montreal	0-3	5.13	7	4	0	0	0	26.1	26	16	15	2	2	11	21	0	0
1990	Montreal	7-9	3.42	27	26	3	3	0	152.2	129	62	58	13	9	61	135	2	4
1991	Indianapolis	2-0	3.48	6	6	0	0	0	31.0	26	13	12	3	3	16	38	2	0
	Montreal	9-11	3.85	27	27	0	0	0	168.1	139	78	72	17	4	75	107	2	1
1992	Montreal	12-10	4.36	33	30	0	0	0	179.2	179	91	87	15	9	60	132	2	0
1993	Kansas City	4-6	6.19	17	16	0	0	0	91.2	92	65	63	17	4	36	54	2	0
	Omaha	4-2	2.79	8	8	1	0	0	48.1	34	17	15	7	1	19	41	1	0
1994	Florida	4-4	4.87	20	14	0	0	0	92.1	97	53	50	14	1	30	57	3	1
	Edmonton	1-0	0.00	1	1	0	0	0	6.0	4	0	0	0	0	1	11	0	0
	Brevard County	1-0	0.00	1	1	0	0	0	5.0	1	0	0	0	0	1	3	0	0
1995	Florida	5-5	4.49	39	11	1	1	1	102.1	109	60	51	14	5	43	87	3	1
1996	San Francisco	12-7	4.42	30	28	4	1	0	179.1	200	105	88	28	8	57	145	2	0
	San Jose	0-0	3.18	1	1	0	0	0	5.2	4	2	2	0	0	0	7	0	0
1997	San Francisco	12-9	4.29	30	30	2	1	0	180.1	188	92	86	28	1	57	136	3	3
1998	San Francisco	13-6	4.33	33	33	4	2	0	212.0	203	106	102	29	6	65	151	5	1
1999	San Francisco	5-11	6.47	29	21	1	0	0	139.0	142	103	100	27	8	57	86	3	1
	San Jose	1-0	4.50	2	2	0	0	0	10.0	10	5	5	0	1	3	13	0	1
Minor Totals		53-35	3.06	139	136	20	6	0	855.1	694	340	291	55	32	349	808	42	7
S.F. Totals		42-33	4.76	122	112	11	4	0	710.2	733	406	376	112	23	236	518	13	5
A.L. Totals		4-6	6.19	17	16	0	0	0	91.2	92	65	63	17	4	36	54	2	0
N.L. Totals		79-75	4.45	275	224	15	8	1	1432.1	1412	766	709	187	53	516	1057	25	12
M.L. Totals		83-81	4.56	292	240	15	8	1	1524.0	1504	831	772	204	57	552	1111	27	12

DIVISION SERIES RECORD

Year	Club	W-L	ERA	G	GS	CG	SH	SV	IP	H	R	ER	HR	HB	BB	SO	WP	BK
1997	SF vs. FLA																	

-Did Not Pitch-

GARDNER'S M.L. BATTING

	Year	AVG	G	AB	R	H	2B	3B	HR	RBI	SH	SF	HP	BB	SO	SB	CS	E
---	1999	.103	29	39	2	4	0	0	1	3	6	0	0	3	15	0	0	0
---	Career	.129	292	442	20	57	3	2	1	21	50	2	4	15	176	0	0	6

LAST HOME RUN: May 21, 1999 vs. Houston (off Sean Bergman)

GARDNER VS. 2000 OPPONENTS

vs.	1999						CAREER					
	W-L-S	ERA	G	IP	H	ER	W-L-S	ERA	G	IP	H	ER
Arizona	0-1-0	9.00	3	10.0	17	10	1-1-0	6.75	4	16.0	21	12
Atlanta	0-0-0	0.00	1	1.2	0	0	6-5-0	3.76	19	107.2	95	45
Chicago	0-0-0	4.50	1	2.0	3	1	7-7-0	5.21	27	124.1	126	72
Cincinnati	0-1-0	7.64	3	17.2	20	15	5-6-0	5.03	18	107.1	126	60
Colorado	1-0-0	2.00	1	9.0	6	2	5-2-0	3.75	14	72.0	68	30
Florida	0-0-0	9.45	1	6.2	9	7	1-2-0	6.21	7	42.0	52	29
Houston	0-1-0	9.28	2	10.2	12	11	7-5-1	3.90	25	122.1	109	53
Los Angeles	3-0-0	5.40	4	13.1	15	8	9-6-0	4.38	26	123.1	120	60
Milwaukee	0-2-0	4.85	3	13.0	13	7	1-2-0	6.92	6	26.0	34	20
Montreal	---	---	---	---	---	---	3-6-0	5.64	14	67.0	72	42
New York	0-1-0	2.25	1	4.0	1	1	6-6-0	3.79	20	97.1	83	41
Philadelphia	0-0-0	6.75	1	5.1	5	4	6-4-0	4.36	19	97.0	102	47
Pittsburgh	1-0-0	0.00	1	7.0	2	0	7-3-0	4.01	19	116.2	109	52
St. Louis	0-1-0	4.15	2	13.0	7	6	6-8-0	3.82	21	117.2	106	50
San Diego	0-2-0	11.74	2	7.2	12	10	4-8-0	5.77	19	92.0	101	59
San Francisco	---	---	---	---	---	---	2-2-0	2.79	11	58.0	53	18
Anaheim	---	---	---	---	---	---	---	---	---	---	---	---
Oakland	0-0-0	9.00	1	6.0	6	6	2-1-0	4.56	4	25.2	22	13
Seattle	0-1-0	10.50	1	6.0	9	7	1-2-0	7.57	5	27.1	31	23
Texas	0-1-0	7.50	1	6.0	5	5	2-2-0	3.50	5	36.0	30	14
Interleague	0-2-0	9.00	3	18.0	20	18	4-2-0	4.13	8	56.2	47	26

GARDNER'S CAREER IN BALLPARKS

	W-L-S	ERA	G	IP	H	ER		W-L-S	ERA	G	IP	H	ER
at Arizona	1-1-0	7.71	3	14.0	18	12	at New York	3-4-0	4.33	11	52.0	46	25
Atlanta	1-0-0	3.75	2	12.0	16	5	Philadelphia	2-3-0	4.47	9	44.1	51	22
Chicago	6-4-0	5.20	16	79.2	80	46	Pittsburgh	4-2-0	4.90	10	60.2	52	33
Cincinnati	1-5-0	7.52	9	46.2	69	39	St. Louis	4-3-0	3.05	11	59.0	46	20
Colorado	1-1-0	4.60	4	15.2	13	8	San Diego	1-4-0	5.79	7	32.2	34	21
Florida	3-8-0	5.94	35	130.1	158	86	San Francisco	---	---	---	---	---	---
Houston	---	---	---	---	---	---	Anaheim	---	---	---	---	---	---
Los Angeles	5-3-0	3.18	12	65.0	57	23	Oakland	1-1-0	4.50	2	12.0	12	6
Milwaukee	0-0-0	2.70	2	6.2	4	2	Seattle	---	---	---	---	---	---
Montreal	17-16-0	3.44	54	298.1	259	114	Texas	1-1-0	4.50	2	14.0	13	7

GARDNER BY MONTH

	1999						CAREER					
	W-L-S	ERA	G	IP	H	ER	W-L-S	ERA	G	IP	H	ER
In March/April	0-2-0	11.77	3	13.0	25	17	10-9-0	5.00	38	185.1	191	103
May	0-2-0	5.82	4	21.2	18	14	14-16-0	4.21	55	288.1	185	135
June	2-2-0	6.13	6	39.2	39	27	20-17-0	4.72	54	305.0	302	160
July	1-3-0	6.53	5	30.1	25	22	19-14-0	3.64	50	302.0	257	122
August	1-0-0	4.79	5	20.2	20	11	13-11-0	4.79	51	266.2	286	142
Sept./Oct.	1-2-0	5.93	6	13.2	15	9	7-14-1	5.64	44	175.2	183	110
Before ASB	3-7-0	6.67	15	86.1	91	64	53-47-0	4.37	163	885.0	872	430
After ASB	2-4-0	6.15	14	52.2	51	36	30-34-1	4.82	129	639.0	632	342

GARDNER'S STATISTICAL BREAKDOWN

	1999						CAREER					
	W-L-S	ERA	G	IP	H	ER	W-L-S	ERA	G	IP	H	ER
Season	5-11-0	6.47	29	139.0	142	100	83-81-1	4.56	292	1524.0	1504	772
Home	2-4-0	5.55	12	60.0	56	37	43-34-0	4.24	144	769.0	754	362
Road	3-7-0	7.18	17	79.0	86	63	40-47-1	4.89	148	755.0	750	410
Day	3-5-0	4.89	15	73.2	62	40	32-32-1	4.39	109	576.1	581	281
Night	2-6-0	8.27	14	65.1	80	60	51-50-0	4.66	183	947.2	923	491
Starter	4-10-0	6.69	21	122.1	123	91	80-78-0	4.54	144	769.0	754	362
Reliever	1-1-0	4.86	8	16.2	19	9	3-3-1	4.82	52	84.0	80	45

GARDNER'S CAREER FIELDING

Position	PCT.	G	PO	A	E	TC	DP	PB
Pitcher	.979	292	97	181	6	284	12	—

CAREER TRANSACTIONS

- Selected by California in 6th round of January 1983 draft.
- Selected by Cleveland in 17th round of June 1984 draft.
- Selected by Montreal in 8th round of June 1985 draft.
- Placed on Disabled List Sept. 20, 1990 through end of season with labrum tear.
- Placed on Disabled List April 2 -May 14, 1991 with right shoulder.
- Traded to Kansas City with RHP Doug Piatt in exchange for C Tim Spehr and RHP Jeff Shaw, December 9, 1992.
- Signed with Florida January 3, 1994.
- Placed on Disabled List June 8-26, 1994 with strained right groin.
- Elected free agency, Oct. 4, 1995; signed with Florida Dec. 8, 1995.
- Elected free agency, March 28, 1996; signed with San Francisco, March 29, 1996.
- Placed on Disabled List July 6-21, 1996 with laproscopic appendectomy.
- Placed on Disabled List April 17-May 8, 1999 (including rehabilitation assignment to San Jose April 28-May 8) with right shoulder discomfort.

CAREER HIGHS

- **Low-Hit Game:** 3 (twice), last: June 28, 1998 vs. Texas
- **Innings Pitched - Starter:** 9.0 (14 times), last: June 16, 1999 at Colorado
- **Most Strikeouts:** 11 (7 times), last: Sept. 24, 1998 vs. Pittsburgh
- **Winning Streak:** 6, April 13-May 22, 1997
- **Losing Streak:** 5, April 10 - June 11, 1999

Mike Glendenning

OUTFIELDER



Birthdate: August 26, 1976

2000 Opening Day Age: 23

Birthplace: Northridge, CA

Bats: Right **Throws:** Right **Height:** 6-0 **Weight:** 225

M.L. Service: None

How Obtained: Giants' #10 selection in June, 1996 draft.

Contract Status: Non-roster invitee

CAREER...power-hitting outfielder comes to 1st Major League camp as non-roster invitee...has ranked among organization's home run leaders in 2 of last 3 seasons...paced Giants' minor leaguers in both 1999 (28 HRs) and 1997 (33)...has reached double digits in home runs in each season of 4-year career, while passing 20-HR barrier twice...

1999 SEASON...split season between single-A San Jose and double-A Shreveport...led Giants' farmhands with 28 home runs and 99 RBI...also combined to hit .249 (118-for-474) with 85 runs scored and 32 2Bs...earned California League All-Star honors as designated hitter...spent 1st 4 months of campaign with San Jose, finishing 2nd on club in HRs (23) and RBI (88)...earned late season promotion to Shreveport Aug. 2...in 32 games total for Captains, played 26 in outfield as opposed to only 55 of his 104 total contests for San Jose...in 4 Texas League post-season contests, hit .214 (3-for-14)...

1998...opened campaign at Shreveport before finishing at San Jose...despite posting career-low 17 HRs, still earned California League All-Star honorable mention...struggled at double-A level, hitting .244 with 7 HRs and 33 RBI in 78 games for Captains...was returned to San Jose July 11 and helped lead junior Giants to Cal League title...clubbed 10 clouts and drove in 33 runs in 48 games for San Jose, while hitting .250...struggled in CL post season, going 3-for-25 (.120) with 2B, HR and 3 RBI in 9 games...**1997**...led Giants' minor league system and Cal League with career-high 33 home runs for single-A Bakersfield...he and Damon Minor (31 clouts) became 1st pair of Blaze teammates to hit 30 home runs in same season since 1954...HR total was most by Bakersfield player since Mike Piazza belted 29 in 1991...finished 3rd in SF minor league chain with career-best 100 RBI...earned Cal League All-Star honors...was also 2nd on club in runs (95) and 2Bs (27) and 3rd in hits (130)...was named Co-Player of Month for May at Bakersfield with RHP Jason Grote...also earned Howe SportsData's California Player of Week for July 20-26...**1996**...opened professional career at rookie-league Bellingham and tied for club lead in HRs with Minor (12)...finished 5th in Northwest League with 54 runs scored...paced Giants with 19 2Bs and 4 3Bs, while finishing 2nd with 48 RBI...was tabbed Bellingham's Player of Month for July...

PERSONAL...graduated from Crespi (Encino, CA) High School...played baseball and football in high school...was All-CIF tight end in football...attended Pierce (Woodland Hills, CA) Junior College...resides in West Hills, CA...

MICHAEL LEE GLENDENNING


Year	Club	AVG	G	AB	R	H	2B	3B	HR	RBI	SH	SF	HP	BB	SO	SB	CS	E
1996	Bellingham	.260	73	265	54	69	19	4	12	48	1	2	1	39	80	4	6	12
1997	Bakersfield	.258	134	503	95	130	27	0	33	100	0	7	4	63	150	1	4	6
1998	Shreveport	.244	78	254	27	62	12	2	7	33	0	1	4	35	57	0	0	5
	San Jose	.250	48	176	26	44	9	0	10	33	0	0	0	24	66	1	1	3
1999	San Jose	.245	104	368	71	90	26	1	23	80	0	3	11	71	112	7	4	3
	Shreveport	.264	32	106	14	28	6	0	5	19	0	1	1	12	30	1	1	1
Minor Totals		.253	469	1672	287	423	99	7	90	313	1	14	21	244	495	14	16	30

CAREER TRANSACTIONS

- Selected by San Francisco in 10th round of June 1996 draft. Signed by John Shafer.

Livan Hernandez

PITCHER (RH)



Pronunciation: (lee-VAHN)

Birthdate: February 20, 1975

2000 Opening Day Age: 25

Birthplace: Villa Clara, Cuba

Bats: Right **Throws:** Right **Height:** 6-2 **Weight:** 222

M.L. Service: 2 year, 97 days

How Obtained: Acquired from Florida in exchange for RHPs Jason Grilli and Nate Bump, July 23, 1999.

Contract Status: Signed through 2000

CAREER...Cuban immigrant looks to be formidable member of Giants' starting rotation after coming over from Florida in mid-season trade...is proven innings eater, having worked at least 6.0 frames in 59 of his 80 career starts (73.8%)...was 1 out shy of throwing 200 innings for 2nd consecutive year in 1999 (234.1 in 1998)...helped lead Marlins to 1997 World Championship when he became just 2nd rookie to ever win MVP honors for Fall Classic, joining Larry Sherry of Los Angeles in 1959...was also named MVP of NLCS that season, becoming only 4th player in history to win both awards in same season (PIT's Willie Stargell, STL's Darrell Porter and LA's Orel Hershiser)...became only 2nd NL pitcher and 4th in ML history to begin career with 9 consecutive wins as starter...current teammate Kirk Rueter also did so in 1993-94 (10-0), as did "Hooks" Holtze (12-0, 1904) and Whitey Ford (9-0, 1950)...finished 2nd to Philadelphia's Scott Rolen in 1997 National League Rookie of the Year voting...named to *Baseball Digest's* Rookie All-Star Team...defected from Cuba Sept. 27, 1995 in Monterrey, Mexico while training for 1995 World Cup to be staged later that year in Havana...

1999 SEASON...in 30 combined starts between Marlins and Giants, went 8-12 with 4.64 ERA (103er, 199.2ip)...went 3-3 with 4.38 ERA (31er, 63.2ip) in 10 SF starts, averaging 6.1 innings per outing...was 5-9 with 4.76 ERA (72er, 136.0ip) in 20 starts for Marlins...at time of trade, led Florida's staff in innings, starts and strikeouts (97)...reached 30-start level for 2nd straight year after logging career-best 33 in 1998...tossed 2 complete games, April 23 vs. Atlanta (9-1) and May 21 vs. Pittsburgh (8-1)...worked at least 6.0 innings in 23 of 30 starts (76.7%), including 16 of final 19 efforts...finished 3rd in National League in pitches per start with 112.83 (3,385 pitches total), trailing AZ's Randy Johnson (120.17) and teammate Russ Ortiz (112.85)...struggled through career-tying 4-game losing skid June 1-29 over 6 starts...during that stretch, yielded 7.26 mark (32er, 39.2ip), .313 batting average against (50-for-160) and 8 HRs...made his Giants debut July 28 vs. St. Louis, suffering 6-3 defeat...retired 12 of his 1st 13 batters faced, before yielding 2 runs in 5th...earned 1st win as Giant Aug. 3 at Arizona, yielding 1 unearned run over 7.0 innings of SF's 3-1 triumph...Charlie Hayes delivered 3-run, 2-out HR off Omar Daal in 8th for game winner...including Aug. 3 victory, went 3-2 with 3.97 ERA (25er, 56.2ip) over final 9 efforts...missed 2 starts after

leaving Sept. 6 contest at New York after 2.0 innings with tightness in left rib cage area...ranked among NL's best pitchers with bat, placing 4th in average (.274), tying for 2nd in home runs (2), tying for 4th in RBI (8) and 3rd in slugging pct. (.403)...overall on year, hit .270 (17-for-63) with 2 2Bs, 2 HRs and 8 RBI...hit safely in 9 of last 16 starts, going 10-for-38 (.263) with 5 runs, 2B, HR and 3 RBI...clubbed 1st 2 home runs of career, connecting off Atlanta's Tom Glavine April 23 for 1st roundtripper...added 2nd clout July 9 off Tampa Bay's Ryan Rupe...

1998...established Marlins' club record with 9 complete games...complete game total matched Greg Maddux for 2nd most in National League, trailing only Curt Schilling's 15...ranked 5th in senior circuit with 234.1 innings pitched...marked 2nd highest total ever by Marlins hurler...posted team-high 162 strikeouts and 33 starts...averaged nearly 119 pitches per start, finishing 2nd in NL to Schilling's 120...tossed at least 6.0 innings in 24 of his 33 starts, including 19 of his final 23...made his 1st Opening Day start March 31 vs. Chicago, earning victory in Florida's 11-6 triumph over Cubs...tossed 1st career regular season complete game May 11 at Houston...posted regular season career-high 9 strikeouts in eventual 5-2 loss...also posted 9 Ks in his next start May 16 at St. Louis and again on June 23 vs. Tampa Bay...etched back-to-back complete game victories June 20 at New York and June 25 vs. Tampa Bay...carried shutout in game vs. Devil Rays for 8.2 frames, settling for 5-1 victory...fired club record-setting 7th complete game August 10 at San Diego, surpassing Kevin Brown's previous mark of 6 CGs...ranked 2nd in National League with 1,040 total batters faced (Schilling - 1,098)...induced opposing batters to ground into 25 double plays, tying him for 3rd highest in NL...tied for 5th in senior circuit with 11 caught stealings while pitching...tied for 7th in league with 4 pick-offs...established Marlins record for pitchers with 16 hits...collected 3 2Bs and 6 RBI on campaign...made 1st career pinch-hit appearance June 8 vs. Toronto, striking out in 14th inning...**1997**...was vital to Marlins' World Championship team, being named MVP of both NLCS and World Series...posted 9-3 record with 3.18 ERA in 17 starts...victory total was 4th most among NL rookies...finished 2nd to Philadelphia's Scott Rolen in National League Rookie of the Year voting...named to *Baseball Digest's* Rookie All-Star Team...posted 2-0 record in World Series vs. Cleveland...won Games 1 and 5 while opposing former Giant Orel Hershiser in both contests...at age 22 became youngest player ever to win World Series opener...was 2-0 in NLCS vs. Braves, including complete game in Game 5, during which he posted NLCS-record 15 strikeouts...was not scheduled to start in series, but became emergency starter after season-ending injury to Alex Fernandez and illness to Kevin Brown...worked in 1 game of Division Series vs. Giants, tossing 4.0 innings in relief of Al Leiter in Game 2...allowed 1 run on 3 hits while striking out 3 in 1st career post-season appearance...established Marlins record by beginning season with 9 consecutive victories...9-game win streak (June 28 - August 31) was 3rd longest in senior circuit and tops among Major League rookies...won 9th consecutive game August 31 at Toronto, striking out 8 in 7.2 innings...8 punchouts matched career-high...fanned 6 consecutive batters between 5th and 7th innings, establishing new club record...was 4-0 with NL-low 1.38 ERA in July, finishing 3rd in Pitcher of the Month voting...made 1st ML start June 15 vs. Yankees (game 2), taking no decision...earned 1st big league victory June 28 vs. Montreal...held opponents to .229 batting average on season, lowest among Marlins starters...started season at triple-A Charlotte, posting 5-3 record with 3.98 ERA in 14 starts...**1996**...made Major League debut September 24 vs. Braves...tossed 3.0-scoreless innings in relief, marking only relief appearance of career...was recalled Sept. 12 at completion of Eastern League playoffs...singled in his 1st Major League at-bat Sept. 24 contest, singling of Joe Borowski...started season at triple-A Charlotte, going 2-4 with 5.14 ERA in 10 starts...also saw action at double-A Portland in Eastern League, etching 9-2 mark with 4.34 ERA in 15 starts...struck out 95 in 93.1 innings...**1995**...played for Escondido in Dominican Winter League, going 1-1 with 4.45 ERA...struck out 45 in 32.0 innings...

League Championship & World Series MVPs

Only 4 players have won both LCS and World Series Most Valuable Player awards in same season.

Player	Team	Season
Willie Stargell	Pittsburgh	1979
Darrell Porter	St. Louis	1982
Orel Hershiser	Los Angeles	1988
Livan Hernandez	Florida	1997

with 4 pick-offs...established Marlins record for pitchers with 16 hits...collected 3 2Bs and 6 RBI on campaign...made 1st career pinch-hit appearance June 8 vs. Toronto, striking out in 14th inning...**1997**...was vital to Marlins' World Championship team, being named MVP of both NLCS and World Series...posted 9-3 record with 3.18 ERA in 17 starts...victory total was 4th most among NL rookies...finished 2nd to Philadelphia's Scott Rolen in National League Rookie of the Year voting...named to *Baseball Digest's* Rookie All-Star Team...posted 2-0 record in World Series vs. Cleveland...won Games 1 and 5 while opposing former Giant Orel Hershiser in both contests...at age 22 became youngest player ever to win World Series opener...was 2-0 in NLCS vs. Braves, including complete game in Game 5, during which he posted NLCS-record 15 strikeouts...was not scheduled to start in series, but became emergency starter after season-ending injury to Alex Fernandez and illness to Kevin Brown...worked in 1 game of Division Series vs. Giants, tossing 4.0 innings in relief of Al Leiter in Game 2...allowed 1 run on 3 hits while striking out 3 in 1st career post-season appearance...established Marlins record by beginning season with 9 consecutive victories...9-game win streak (June 28 - August 31) was 3rd longest in senior circuit and tops among Major League rookies...won 9th consecutive game August 31 at Toronto, striking out 8 in 7.2 innings...8 punchouts matched career-high...fanned 6 consecutive batters between 5th and 7th innings, establishing new club record...was 4-0 with NL-low 1.38 ERA in July, finishing 3rd in Pitcher of the Month voting...made 1st ML start June 15 vs. Yankees (game 2), taking no decision...earned 1st big league victory June 28 vs. Montreal...held opponents to .229 batting average on season, lowest among Marlins starters...started season at triple-A Charlotte, posting 5-3 record with 3.98 ERA in 14 starts...**1996**...made Major League debut September 24 vs. Braves...tossed 3.0-scoreless innings in relief, marking only relief appearance of career...was recalled Sept. 12 at completion of Eastern League playoffs...singled in his 1st Major League at-bat Sept. 24 contest, singling of Joe Borowski...started season at triple-A Charlotte, going 2-4 with 5.14 ERA in 10 starts...also saw action at double-A Portland in Eastern League, etching 9-2 mark with 4.34 ERA in 15 starts...struck out 95 in 93.1 innings...**1995**...played for Escondido in Dominican Winter League, going 1-1 with 4.45 ERA...struck out 45 in 32.0 innings...

CAREER WITH CUBAN NATIONAL TEAM...played 2 years for Cuban National squad...participated in 1994 World Championships in Managua, Nicaragua...previously played 2 years for Cuban Junior National Team...was 2-0 with 0.00 ERA during 1992 Junior World

Championship in Monterrey, Mexico...allowed just 1 hit and struck out 19 in 12.0 innings...was 2-0 with 1.59 ERA during 1993 Junior Worlds in Windsor, Ontario...allowed just 3 walks in competition while striking out 21...

PERSONAL...brother Orlando pitches for New York Yankees and pitched for Cuban National Team prior to his defection to United States...was teammate of fellow Cuban defector and current Giants pitcher Osvaldo Fernandez on Cuban National Team...home World Series jersey was added to National Baseball Hall of Fame and Museum's World Series highlights exhibit in 1997...served as Grand Marshal of 1997 Orange Bowl Parade...enjoys music, salsa dancing and playing golf...single...resides in Miami Beach, FL...

EISLER LIVAN HERNANDEZ

Year	Club	W-L	ERA	G	GS	CG	SH	SV	IP	H	R	ER	HR	HB	BB	SO	WP	BK
1996	Charlotte	2-4	5.14	10	10	0	0	0	49.0	61	32	28	3	1	34	45	2	4
	Portland	9-2	4.34	15	15	0	0	0	93.1	81	48	45	14	3	34	95	3	1
	Florida	0-0	0.00	1	0	0	0	0	3.0	3	0	0	0	0	2	2	0	0
1997	Charlotte	5-3	3.98	14	14	0	0	0	81.1	76	39	36	5	3	38	58	1	1
	Florida	9-3	3.18	17	17	0	0	0	96.1	81	39	34	5	3	38	72	0	0
	Portland	0-0	2.25	1	1	0	0	0	4.0	2	1	1	0	1	7	2	0	0
1998	Florida	10-12	4.72	33	33	9	0	0	234.1	265	133	123	37	6	104	162	4	3
1999	Florida	5-9	4.76	20	20	2	0	0	136.0	161	78	72	17	2	55	97	2	1
	San Francisco	3-3	4.38	10	10	0	0	0	63.2	66	32	31	6	0	21	47	0	1
Minor Totals		16-9	4.35	40	40	0	0	0	227.2	220	120	110	22	8	113	200	6	6
S.F. Totals		3-3	4.38	10	10	0	0	0	63.2	66	32	31	6	0	21	47	0	1
M.L. Totals		27-27	4.39	81	80	11	0	0	533.1	576	282	260	65	11	220	380	6	5

HERNANDEZ' M.L. BATTING

		AVG	G	AB	R	H	2B	3B	HR	RBI	SH	SF	HP	BB	SO	SB	CS	E
—	1999	.270	30	63	6	17	2	0	2	8	7	1	1	1	10	0	0	1
—	Career	.223	81	175	12	39	7	0	2	16	11	1	2	2	36	0	0	2

LAST HOME RUN: July 9, 1999 vs. Tampa Bay (off Ryan Rupe)

DIVISION SERIES RECORD

Year	Club	W-L	ERA	G	GS	CG	SH	SV	IP	H	R	ER	HR	HB	BB	SO	WP	BK
1997	FLA vs. SF	0-0	2.25	1	0	0	0	0	4.0	3	1	1	0	0	0	3	0	0

LEAGUE CHAMPIONSHIP SERIES RECORD

Year	Club	W-L	ERA	G	GS	CG	SH	SV	IP	H	R	ER	HR	HB	BB	SO	WP	BK
1997	FLA vs. ATL	2-0	0.84	2	1	1	0	0	10.2	5	1	1	1	0	2	16	0	0

WORLD SERIES RECORD

Year	Club	W-L	ERA	G	GS	CG	SH	SV	IP	H	R	ER	HR	HB	BB	SO	WP	BK
1997	FLA vs. CLE	2-0	5.27	2	2	0	0	0	13.2	15	9	8	3	0	10	7	1	0

HERNANDEZ VS. 2000 OPPONENTS

	1999						CAREER					
	W-L-S	ERA	G	IP	H	ER	W-L-S	ERA	G	IP	H	ER
vs. Arizona	1-0-0	0.00	1	7.0	2	0	1-1-0	4.42	3	18.1	13	9
Atlanta	1-0-0	1.00	1	9.0	0	1	1-2-0	2.87	5	31.1	30	10
Chicago	0-1-0	6.50	3	18.0	26	13	3-2-0	5.57	7	42.0	51	26
Cincinnati	—	—	—	—	—	—	1-1-0	3.27	2	11.0	10	4
Colorado	0-0-0	9.45	1	6.2	13	7	0-0-0	13.09	2	11.0	27	16
Florida	0-0-0	3.52	1	7.2	8	3	0-0-0	3.52	1	7.2	8	3
Houston	—	—	—	—	—	—	2-2-0	3.82	4	30.2	28	13
Los Angeles	1-2-0	3.26	3	19.1	28	7	1-3-0	4.32	5	33.1	43	16
Milwaukee	2-0-0	2.38	3	22.2	27	6	2-2-0	3.43	6	44.2	49	17
Montreal	1-0-0	1.23	1	7.1	8	1	2-1-0	2.21	3	20.1	17	5
New York	0-5-0	7.04	6	30.2	37	24	2-6-0	6.60	11	61.1	78	45
Philadelphia	0-0-0	2.35	2	15.1	10	4	2-1-0	2.85	7	47.1	42	15
Pittsburgh	1-0-0	0.00	1	9.0	4	0	2-0-0	3.08	4	26.1	29	9
St. Louis	0-2-0	9.95	2	12.2	17	14	1-3-0	6.96	5	32.1	39	25
San Diego	—	—	—	—	—	—	2-0-0	2.05	3	22.0	12	5
San Francisco	—	—	—	—	—	—	0-1-0	2.57	3	21.0	24	6
Anaheim	—	—	—	—	—	—	—	—	—	—	—	—
Oakland	—	—	—	—	—	—	—	—	—	—	—	—
Seattle	—	—	—	—	—	—	—	—	—	—	—	—
Texas	—	—	—	—	—	—	—	—	—	—	—	—
Interleague	1-2-0	6.03	5	34.1	38	23	5-2-0	4.46	10	72.2	76	36

HERNANDEZ' CAREER IN BALLPARKS

	1999						CAREER						
	W-L-S	ERA	G	IP	H	ER	W-L-S	ERA	G	IP	H	ER	
at Arizona	1-1-0	6.10	2	10.1	7	7	at New York	2-2-0	4.19	6	34.1	39	16
Atlanta	0-1-0	2.03	2	13.1	12	3	Philadelphia	1-0-0	2.60	3	17.1	14	5
Chicago	1-1-0	4.62	4	25.1	29	13	Pittsburgh	0-0-0	10.38	1	4.1	8	5
Cincinnati	0-1-0	12.00	1	3.0	7	4	St. Louis	1-0-0	4.26	2	12.2	12	6
Colorado	0-0-0	13.09	2	11.0	27	16	San Diego	1-0-0	2.00	1	9.0	5	2
Florida	14-15-0	4.17	39	265.2	272	123	San Francisco	—	—	—	—	—	
Houston	—	—	—	—	—	—	Anaheim	—	—	—	—	—	
Los Angeles	0-2-0	5.29	3	17.0	23	10	Oakland	—	—	—	—	—	
Milwaukee	2-0-0	1.99	3	22.2	26	5	Seattle	—	—	—	—	—	
Montreal	—	—	—	—	—	—	Texas	—	—	—	—	—	

HERNANDEZ BY MONTH

	1999						CAREER					
	W-L-S	ERA	G	IP	H	ER	W-L-S	ERA	G	IP	H	ER
In March/April	1-3-0	4.60	5	31.1	35	16	3-5-0	5.61	11	67.1	76	42
May	2-1-0	2.41	5	37.1	42	10	3-2-0	2.80	11	80.1	91	25
June	0-4-0	7.26	6	39.2	50	32	4-5-0	5.20	13	91.2	103	53
July	2-2-0	5.19	5	34.2	41	20	9-5-0	4.02	15	105.1	101	47
August	2-1-0	4.46	5	34.1	34	17	7-4-0	4.34	16	105.2	106	51
Sept./Oct.	1-1-0	3.22	4	22.1	25	8	1-6-0	4.55	15	83.0	99	42
Before ASB	5-8-0	4.51	18	123.2	146	62	14-12-0	4.34	39	267.2	307	129
After ASB	3-4-0	4.86	12	76.0	81	41	13-15-0	4.44	42	265.2	269	131

HERNANDEZ' STATISTICAL BREAKDOWN

	1999						CAREER					
	W-L-S	ERA	G	IP	H	ER	W-L-S	ERA	G	IP	H	ER
Season	8-12-0	4.64	30	199.2	227	103	27-27-0	4.39	81	533.1	576	260
Home	5-7-0	4.94	14	98.1	109	54	15-17-0	4.31	42	286.1	295	137
Road	3-5-0	4.35	16	101.1	118	49	12-10-0	4.48	39	247.0	281	123
Day	3-4-0	4.58	12	76.2	86	39	9-6-0	4.82	28	184.2	209	99
Night	5-8-0	4.68	18	123.0	141	64	18-21-0	4.16	53	348.2	367	161
Starter	8-12-0	4.64	30	199.2	227	103	27-27-0	4.41	80	530.1	573	260
Reliever	—	—	—	—	—	—	0-0-0	0.00	1	3.0	3	0

HERNANDEZ' CAREER FIELDING

Position	PCT.	G	PO	A	E	TC	DP	PB
Pitcher	.984	81	41	84	2	127	9	—

CAREER TRANSACTIONS

- Signed by Florida as non-drafted free agent, January 13, 1996.
- Acquired by San Francisco in exchange for RHP Jason Grilli and RHP Nate Bump, July 24, 1999.

CAREER HIGHS

- **Low-Hit Game:** 4, May 21, 1999 vs. Pittsburgh (with Florida)
- **Innings Pitched - Starter:** 9.0 (9 times), last: May 21, 1999 vs. Pittsburgh (with Florida)
- **Reliever:** 3.0, September 24, 1996 vs. Atlanta (with Florida)
- **Most Strikeouts:** 9 (5 times), last: Aug. 15, 1999 vs. New York
- **Winning Streak:** 9, June 28 - August 31, 1997
- **Losing Streak:** 4, August 21 - September 12, 1998

Ryan Jensen

PITCHER (RH)



Birthdate: September 17, 1975

2000 Opening Day Age: 24

Birthplace: Salt Lake City, Utah

Bats: Right **Throws:** Right **Height:** 6-0 **Weight:** 205

M.L. Service: None

How Obtained: Giants' #8 selection in June 1996 draft.

Contract Status: Signed through 2000

CAREER...5th year professional makes debut on Giants' 40-man roster...skipped double-A level in jumping from single-A Bakersfield to triple-A Fresno in 1998, before logging full year with Grizzlies in 1999...has ranked among his league's leaders in strikeouts over last 2 seasons, fanning 320 over 330.1 combined frames...

1999 SEASON...logged 1st full season at triple-A level, going 11-10 with 5.12 ERA in 27 starts for Fresno...finished 2nd on Grizzlies' staff in wins, starts, innings (156.1) and strikeouts (150)...in fact, his strikeouts were 2nd highest total in Giants' farm system, behind teammate Aaron Fultz' 151...marked 1st year in career that he worked solely as starter...was tabbed Howe SportsData Pitcher of Week for Pacific Coast League Aug. 30-Sept. 6...struck out 12 in Sept. 4 victory at Calgary, yielding 1 run over 7.0 innings...pitched for Aguilas in Dominican Winter League following regular season...

1998...spent majority of year at single-A Bakersfield before moving up to Fresno to close out campaign...earned California League post season honorable mention...went 11-12 with 3.37 ERA for Blaze, making him only Bakersfield pitcher to earn more than 6 victories...ranked among Cal League leaders in wins (4th), losses (T2nd), ERA (5th), innings (168.1-2nd), strikeouts (164-3rd) and games started (27-4th)...paced Giants minor league system with 170 combined strikeouts, while finishing 3rd with 3.41 ERA...appeared in 2 games for Fresno in September, making 1 start...went 0-1 with 5.40 mark in 1 PCL playoff start...**1997**...spent majority of campaign at rookie-league Salem-Keizer after making 1 start at Bakersfield...ranked among Northwest League leaders in wins (7-T3rd), starts (16-T1st) and home runs allowed (10-T1st)...finished 2nd on Volcanoes staff in wins behind Michael Riley's 9 victories...**1996**...opened professional career at rookie-league Bellingham...

PERSONAL...graduated from Cottonwood (Holladay, UT) High School...attended Southern Utah (Cedar City, UT) University...single...resides in Murray, UT...

LARRY RYAN JENSEN

Year	Club	W-L	ERA	G	GS	CG	SH	SV	IP	H	R	ER	HR	HB	BB	SO	WP	BK
1996	Bellingham	2-4	4.98	13	11	0	0	0	47.0	35	30	26	4	1	38	31	7	0
1997	Bakersfield	0-0	13.50	1	1	0	0	0	1.1	3	2	2	1	0	0	2	0	0
	Salem-Keizer	7-3	5.15	16	16	0	0	0	80.1	87	55	46	10	4	32	67	2	1
1998	Bakersfield	11-12	3.37	29	27	0	0	0	168.1	162	89	63	14	8	61	164	10	2
	Fresno	0-0	4.76	2	1	0	0	0	5.2	4	5	3	2	0	4	6	0	0
1999	Fresno	11-10	5.12	27	27	0	0	0	156.1	160	96	89	17	6	68	150	13	0
Minor Totals		31-29	4.49	88	83	0	0	0	459.0	451	277	229	48	19	203	420	32	3

CAREER TRANSACTIONS

- Selected by San Francisco in 8th round of June 1996 draft. Signed by Joe Strain.

John Johnstone

PITCHER (RH)



Birthdate: November 25, 1968

2000 Opening Day Age: 31

Birthplace: Liverpool, New York

Bats: Right **Throws:** Right **Height:** 6-3 **Weight:** 210

M.L. Service: 4 years, 64 days

How Obtained: Signed as free agent, Aug. 31, 1997.

Contract Status: Signed through 2001 (signed 2-year contract prior to 2000 season)

CAREER...has emerged as solid setup man last 2 years for Giants, posting 2.87 ERA (49er, 153.2ip) with 10-11 record and 3 saves in combined 132 appearances during span...led National League in holds in 1999, posting 28...however, did not pitch final month of '99 campaign due to inflammation in lower back...began Giants career as non-roster Spring Training invitee in 1997...was claimed on waivers by Athletics in middle of '97, but re-signed with SF later in season (Aug. 31)...has seen big league action with Florida (1993-95), Houston (1996), Oakland (1997) and San Francisco (1997-99)...was originally 20th round pick by New York Mets in 1987 draft...taken by Marlins in 2nd round (31st overall) of 1992 expansion draft...

1999 SEASON...marked 2nd full season in Majors, serving as primary setup man for Robb Nen...had NL-high 28 holds on campaign, preceding Nen on 22 of SF closer's 37 saves...overall, posted 4-6 record with 3 saves, making 62 appearances while logging 65.2 innings...finished 9th in NL for relief ERA, registering 2.60 mark...also had 9th best opponents batting average against for NL reliever, limiting opposition to just .203 AVG (48-for-237)...was even tougher with runners on base, leading NL relievers with .141 AVG against (13-for-92)...with runners in scoring position, ranked 6th with miniscule .131 mark (8-for-61)...however, had season cut short as he did not pitch after Aug. 28 due to inflammation in lower back...at time of final appearance, ranked 5th in senior circuit in outings (62)...prior to his ailment, was on pace for 78 appearances for year which would have bettered his career-high of 70 posted in 1998...spelled ailing Nen in closer role during final week of 1st half (July 5-11), earning his initial career save July 6 at San Diego...worked final 0.2 frames in Giants' 10-9 victory, yielding just 1 hit while striking out last batter of game (Ben Davis) with tying run on 2nd base...logged 2nd save July 10 vs. St. Louis, striking out only batter faced (Fernando Tatis) to preserve Russ Ortiz's 11th victory...had 1.94 ERA at break, while limiting opponents to just .190 batting average against...opened campaign nearly unhittable, posting 3-0 mark while not allowing run in 12 outings during April (11.0ip, 3h, 3bb, 8so)...did not yield earned run in initial 15 appearances

through May 4 (13.2ip,6h,2r)...however, suffered 1st loss May 2 at New York, as pair of unearned runs scored in 8th inning of 2-0 SF defeat...ran record to 4-1 after win May 21 vs. Houston, becoming 1st Giant to reach 4-victory plateau...however, suffered losses in each of 3 decisions May 31-June 14, yielding runs in 4 of 9 outings over period (11.1ip,7h,6r, 3er)...included was 4th loss June 14 at Colorado...following 4th loss, missed 9-game stretch June 15-24 due to stiffness in his right side...returned to action June 25, yielding run in 1.0-frame of work vs. Los Angeles that night...ended season on 5-game losing streak...overall, retired 40 of 62 1st batters faced (64.5%), while stranding 14 of 20 inherited runners (70.0%)...

1998...made only 2nd appearance on Opening Day roster, having previously appeared with Florida Marlins in 1995...served as key member of Giants' Major League-leading bullpen, serving in set-up role...ranked 2nd on team in appearances with 70, trailing only Robb Nen (78)...also was 2nd among fellow relievers in wins and innings pitched, just behind Nen in both categories (7 to 6 in victories, 88.2 to 88.0 in innings)...retired 43 of 70 1st batters faced (61.4%), while stranding 22 of 35 inherited runners (62.9%)...had only 1 blown save on year, despite entering with slim lead in numerous games...started year strong, logging scoreless efforts in each of his initial 7 appearances (11.2ip) and posting 0.99 ERA through May 22 (19 games, 3er,27.1ip)...had just 1.62 mark on June 14, having yielded just 7er in 39.0ip over 1st 29 outings (25 scoreless)...ran into rough stretch from June 15-Aug. 8, surrendering 19er in 25.1ip (6.75 ERA) over 23 appearances...stretch hiked his ERA to season-high 3.64...however, was back on beam down stretch, going unscored upon in 11 of his last 12 outings of season (16.0ip,1er) and 16 of last 18 appearances (beginning Aug. 11, 4er in 23.2ip, 1.52 ERA)...struck out career-high 5 batters Sept. 5 in Los Angeles, while logging career-best 3.0 innings for 3rd time...earned his 6th win of season (8th career) Sept. 25 in Colorado, tossing 2.0 scoreless innings in 8-6 triumph which put SF into tie for wild-card lead...finished month of September with perfect 4-0 mark, yielding just 1 run in 16.0 innings (0.56 ERA)...**1997**...split campaign between triple-A Phoenix, San Francisco and Oakland...posted 3.24 ERA over 18 Major League contests with both Giants and Athletics...made 13 appearances over 2 stints with SF on campaign (18.2ip, 7er)...was unscored upon in 8 of his 13 outings overall with SF including near perfect efforts in his 1st 4 games (6.0ip,2h,0r,1bb,7so)...posted 2.16 ERA (4er,16.2ip) in 10 outings from July 4-Aug. 1...made SF debut July 6 vs. Colorado, striking out 1st 2 batters faced and recording 1.0 perfect frame...was claimed on waivers by Oakland when he was designated for assignment by Giants Aug. 1...in 5 appearances for As, he had no record and 2.84 ERA (2er, 6.1ip)...had his contract purchased from triple-A Phoenix Sept. 13, marking 2nd stint with SF during season...over 2 stints with Phoenix, led PCL with 24 saves while going 0-3 and posting 4.03 ERA (17er, 38.0ip) in 38 games...his 24 saves were 9 more than his closest competitor in Pacific Coast League, despite spending July and August in Majors...appeared in 3 PCL post-season games for Firebirds, tossing 3.0-shutout innings...pitched for Hermosillo in Mexican Winter League during off-season, posting 1-1 record with 18 saves and minuscule 0.56 ERA (32.1ip,16h,2er,44so) in 27 appearances...**1996**...split campaign between Houston and triple-A Tucson...spent 1 month with Astros (June 19-July 23) after opening year with Toros...contract was purchased from Toros June 19...allowed just 1 run in 1st 4 appearances from June 21-July 6 (4.1 innings)...contract was outrighted to Tucson July 23...was 3-3 with 3.42 ERA and 5 saves in 45 games with Toros...**1995**...was on Opening Day roster for 1st time in career and appeared in 4 games for Florida before being placed on Disabled List for remainder of season...was placed on DL May 8 with strained flexor muscle in right elbow...transferred to emergency 60-day DL June 10 and underwent surgery June 12 to repair damage to ulnar nerve in right elbow...was near returning to active roster when he was struck on head by batted ball while pitching batting practice at Colorado Sept. 17...**1994**...started campaign at triple-A Edmonton, but had his contract purchased June 27 and remained with Marlins through season's end...registered 1st Major League win July 1 vs. Atlanta, tossing 2.0-scoreless innings...fanned at least 1 batter in 11 of his 17 appearances and recorded 23 strikeouts in his last 16 outings (21.0ip)...stranded 7-of-9 inherited runners...went 5-3 with 4.46 ERA in 29 games at Edmonton prior to June promotion...was 1-0 with 3 saves in his last 5 games at Edmonton, allowing no runs in 7.0 innings with no walks and 8 strikeouts...**1993**...was selected by Florida in expansion draft from New York Mets prior to season...spent all but final month of campaign at triple-A, splitting time between bullpen and starting rotation...lost his Major League debut Sept. 3 vs. Los Angeles (1er, 1.0ip), 1 day after his recall from Edmonton...appeared in 6 more games with his longest outing being 2.1 innings, also against Dodgers...placed 4th in Pacific Coast League with 126 strikeouts, 2nd most in history of Edmonton franchise...his 7.86 strikeouts per 9.0ip was 5th among triple-A pitchers with at least 20 starts...started 21 of his 1st 22 games...finished with 9 relief appearances, going 0-1 with 4 saves and 1.45 ERA (3er, 18.2ip)...**1992**...pitched entire season for Mets' double-A club at Binghamton, winners of Eastern League...finished 2nd on team with 24 starts and his 149.1 innings ranked 3rd...started season 6-0 before his 1st loss June 2...**1991**...tied for Eastern League

lead with 27 games started, while going 7-9 for Williamsport... **1990**...his 15 victories and 9 complete games at single-A St. Lucie led Florida State League...finished 2nd in circuit with 172.2 innings and 3 shutouts and was 4th with 2.24 ERA...earned both mid and post-season All-Star recognition... **1989**...won career-high 8 consecutive decisions from July 15-25 with Pittsfield of New York-Penn League...led league with 11 wins and was 3rd with 15 starts and 104.0 innings... **1988**...tied for 2nd in Gulf Coast League play with 3 complete games for Gulf Coast Mets... **1987**...started his pro career with Kingsport of Appalachian League...

A GIANT IN THE COMMUNITY...supports Peninsula Humane Society, encouraging people to adopt animals...participates in Giants' Care-A-Van, which travels throughout Northern California to visit hospitals, youth organizations and civic groups...is also very active in SFCASA (Court Appointed Special Advocates), an organization which helps abused children with special needs...serves as host to children from program during home games, which includes post-game meeting at clubhouse...goes to San Francisco General and UCSF Hospitals, visiting critically ill children in pediatric ward...supports California Mentorship Initiative, appearing in PSA to encourage adults to be mentors to children...made appearance at Silver Tree Day Camp in Glen Park, teaching children arts and crafts...also assists with Giants' Kids and Rewards Clubs activities...

PERSONAL...graduated from Bishop Ludden (Syracuse, NY) High School in 1987...single...resides in Foster City, CA...

JOHN WILLIAM JOHNSTONE

Year	Club	W-L	ERA	G	GS	CG	SH	SV	IP	H	R	ER	HR	HB	BB	SO	WP	BK
1987	Kingsport	1-1	7.45	17	1	0	0	0	29.0	42	28	24	3	0	20	21	4	1
1988	Gulf Coast	3-4	2.68	12	3	0	0	0	74.0	65	29	22	0	4	25	27	5	1
1989	Pittsfield	11-2	2.77	15	15	2	1	0	104.0	101	47	32	4	3	28	60	4	1
1990	St. Lucie	15-6	2.24	25	25	9	3	0	172.2	145	53	43	3	5	60	120	16	2
1991	Williamsport	7-9	3.97	27	27	2	0	0	165.1	159	94	73	5	5	39	100	8	0
1992	Binghamton	7-7	3.74	24	24	2	0	0	149.1	132	66	62	8	9	37	121	3	0
1993	Edmonton	4-15	5.18	30	21	1	0	4	144.1	167	95	83	16	6	59	126	9	2
	Florida	0-2	5.91	7	0	0	0	0	10.2	16	8	7	1	0	7	5	1	0
1994	Edmonton	5-3	4.46	29	0	0	0	4	42.1	46	23	21	3	0	9	43	1	0
	Florida	1-2	5.91	17	0	0	0	0	21.1	23	20	14	4	1	16	23	0	0
1995	Florida	0-0	3.86	4	0	0	0	0	4.2	7	2	2	1	0	2	3	0	0
1996	Tucson	3-3	3.42	45	1	0	0	5	55.1	59	27	21	2	1	22	70	3	0
	Houston	1-0	5.54	9	0	0	0	0	13.0	17	8	8	2	0	5	5	0	0
1997	Phoenix	0-3	4.03	38	0	0	0	24	38.0	34	17	17	3	1	15	30	4	0
	San Francisco	0-0	3.38	13	0	0	0	0	18.2	15	7	7	1	4	7	15	0	0
	Oakland	0-0	2.84	5	0	0	0	0	6.1	7	2	2	0	0	7	4	0	0
1998	San Francisco	6-5	3.07	70	0	0	0	0	88.0	72	32	30	10	1	38	86	4	0
1999	San Francisco	4-6	2.60	62	0	0	0	3	65.2	48	24	19	8	1	20	56	2	1
Minor Totals		56-53	3.68	262	126	19	4	37	974.1	950	479	398	47	34	354	748	57	7
S.F. Totals		10-11	2.92	145	0	0	0	3	172.1	135	63	56	19	6	65	157	6	1
A.L. Totals		0-0	2.84	5	0	0	0	0	6.1	7	2	2	0	0	7	4	0	0
N.L. Totals		12-15	3.53	182	0	0	0	3	222.0	198	101	87	27	7	95	193	7	1
M.L. Totals		12-15	3.51	187	0	0	0	3	228.1	205	103	89	27	7	102	197	7	1

JOHNSTONE'S M.L. BATTING

	AVG	G	AB	R	H	2B	3B	HR	RBI	SH	SF	HP	BB	SO	SB	CS	E
1999	—	62	—	—	—	—	—	—	—	—	—	—	—	—	—	—	0
Career	.000	187	4	0	0	0	0	0	0	2	0	0	0	0	0	0	0

LAST HOME RUN: None

JOHNSTONE VS. 2000 OPPONENTS

	1999						CAREER					
	W-L-S	ERA	G	IP	H	ER	W-L-S	ERA	G	IP	H	ER
vs. Arizona	0-0-0	0.00	2	1.2	1	0	1-0-0	1.29	7	7.0	5	1
Atlanta	0-0-0	0.00	3	4.1	1	0	1-1-0	4.61	11	13.2	14	7
Chicago	0-0-0	9.00	2	2.0	1	2	0-0-0	2.92	10	12.1	8	4
Cincinnati	0-0-0	0.00	5	6.1	3	0	0-0-0	4.61	11	13.2	15	7
Colorado	0-1-0	0.00	4	3.2	1	0	2-3-0	2.20	14	16.1	10	4
Florida	1-1-0	6.00	4	3.0	6	2	2-1-0	6.52	10	9.2	17	7
Houston	1-0-0	4.15	4	4.1	2	2	2-0-0	3.94	11	16.0	12	7
Los Angeles	0-0-0	2.70	3	3.1	3	1	0-2-0	2.25	14	20.0	19	5
Milwaukee	0-0-0	0.00	4	3.0	2	0	0-1-0	1.86	10	9.2	8	2
Montreal	1-1-0	6.35	4	5.2	5	4	2-1-0	4.32	11	16.2	15	8
New York	0-1-0	0.00	2	1.2	1	0	0-1-0	2.35	10	15.1	11	4
Philadelphia	0-1-0	1.80	3	5.0	4	1	0-1-0	5.40	11	13.1	14	8
Pittsburgh	0-0-0	6.75	4	4.0	5	3	0-0-0	3.75	10	12.0	9	5
St. Louis	0-0-2	3.86	6	4.2	8	2	0-2-2	4.43	18	20.1	27	10
San Diego	1-0-1	0.00	5	5.2	1	0	1-1-1	3.14	13	14.1	6	5
San Francisco	---	---	---	---	---	---	0-0-0	0.00	1	0.2	1	0
Anaheim	0-0-0	0.00	1	1.0	0	0	0-0-0	0.00	2	1.2	0	0
Oakland	0-1-0	2.08	4	4.1	2	1	0-1-0	3.18	6	5.2	4	2
Seattle	0-0-0	4.50	2	2.0	2	1	1-0-0	2.45	3	3.2	3	1
Texas	---	---	---	---	---	---	0-0-0	5.40	1	1.2	2	1
Interleague	0-1-0	2.45	7	7.1	4	2	1-1-0	2.84	12	12.2	9	4

JOHNSTONE'S CAREER IN BALLPARKS

	1999						CAREER						
	W-L-S	ERA	G	IP	H	ER	W-L-S	ERA	G	IP	H	ER	
at Arizona	1-0-0	0.00	5	5.2	2	0	at New York	0-1-0	4.91	6	7.1	8	4
Atlanta	0-0-0	0.00	3	4.0	2	0	Philadelphia	0-1-0	2.53	8	10.2	10	3
Chicago	0-0-0	3.18	9	11.1	8	4	Pittsburgh	0-0-0	3.00	3	3.0	3	1
Cincinnati	0-0-0	7.20	5	5.0	9	4	St. Louis	0-1-0	4.35	8	10.1	11	5
Colorado	1-1-0	1.93	4	4.2	3	1	San Diego	0-0-1	0.00	6	7.1	1	0
Florida	1-4-0	7.27	22	26.0	41	21	San Francisco	---	---	---	---	---	
Houston	---	---	---	---	---	---	Anaheim	0-0-0	0.00	1	0.2	0	0
Los Angeles	0-1-0	0.69	8	13.0	8	1	Oakland	0-0-0	3.38	5	5.1	6	2
Milwaukee	0-1-0	1.42	6	6.1	5	1	Seattle	---	---	---	---	---	
Montreal	1-0-0	0.00	5	6.2	3	0	Texas	---	---	---	---	---	

JOHNSTONE BY MONTH

	1999						CAREER					
	W-L-S	ERA	G	IP	H	ER	W-L-S	ERA	G	IP	H	ER
In March/April	3-0-0	0.00	12	11.0	3	0	4-1-0	0.90	25	30.0	15	3
May	1-2-0	3.21	14	14.0	12	5	1-3-0	3.34	27	29.2	28	11
June	0-2-0	2.13	11	12.2	8	3	1-4-0	3.52	27	30.2	22	12
July	0-0-3	0.66	12	13.2	9	1	2-3-3	3.78	52	69.0	66	29
August	0-2-0	6.28	13	14.1	16	10	0-2-0	5.13	34	40.1	47	23
Sept./Oct.	---	---	---	---	---	---	4-2-0	3.45	22	28.2	27	11
Before ASB	4-4-2	1.94	42	41.2	28	9	8-9-2	2.42	96	107.2	77	29
After ASB	0-2-1	3.75	20	24.0	20	10	4-6-1	4.48	91	120.2	128	60

JOHNSTONE'S STATISTICAL BREAKDOWN

	1999						CAREER					
	W-L-S	ERA	G	IP	H	ER	W-L-S	ERA	G	IP	H	ER
Season	4-6-3	2.60	62	65.2	48	19	12-15-3	3.51	187	228.1	205	89
Home	3-2-2	2.27	31	35.2	23	9	8-7-2	3.71	86	106.2	92	44
Road	1-4-1	3.00	31	30.0	25	10	4-8-1	3.33	101	121.5	113	45
Day	1-3-2	1.57	32	34.1	15	6	3-4-2	2.92	82	95.2	72	31
Night	3-3-1	3.73	30	31.1	33	13	9-11-1	3.93	105	132.2	133	58
Starter	---	---	---	---	---	---	---	---	---	---	---	---
Reliever	4-6-3	2.60	62	65.2	48	19	12-15-3	3.51	187	228.1	205	89

JOHNSTONE'S CAREER FIELDING

Position	PCT.	G	PO	A	E	TC	DP	PB
Pitcher	1.000	187	18	21	0	39	0	---

CAREER TRANSACTIONS

- Selected by New York Mets in 20th round of June 1987 draft.
- Selected by Florida in 2nd round (31st overall) of expansion draft, Nov. 17, 1992.
- Placed on Disabled List May 8-end of season, 1995 with elbow surgery.
- Elected free agency, Dec. 20, 1995; signed with Houston, Jan. 15, 1996.
- Elected free agency, Sept. 30, 1996; signed with San Francisco, Dec. 13, 1996.
- Claimed on waivers by Oakland, Aug. 7, 1997.
- Elected free agency, Aug. 31, 1997; signed with San Francisco, Aug. 31, 1997.

CAREER HIGHS

- **Low-Hit Game:** No complete games
- **Innings Pitched - Starter:** No starts
- **Reliever:** 3.0 (4 times), last: July 25, 1999 vs. Cincinnati
- **Most Strikeouts:** 5 (twice), last: July 22 vs. San Diego
- **Winning Streak:** 3, April 11 - 27, 1999
- **Losing Streak:** 5, May 31 - June 14, 1999

Kevin Joseph

PITCHER (RH)



Birthdate: August 1, 1976

2000 Opening Day Age: 23

Birthplace: Camp Hill, Pennsylvania

Bats: Right **Throws:** Right **Height:** 6-4 **Weight:** 200

M.L. Service: None

How Obtained: Giants' #6 selection in June 1997 draft.

Contract Status: Signed through 2000

CAREER...hard-throwing right-hander has undergone some conversions in his career...after playing mainly infield at Rice University, was drafted as pitcher...after opening his professional career primarily as starter, was converted completely to relief work in 2nd half of 1998 campaign...since his latest conversion, has gone 2-5 with 2 saves and 3.22 ERA (31er, 86.2ip) in 50 outings...has also registered 83 strikeouts over that period...

1999 SEASON...split season between single-A San Jose and double-A Shreveport after spending first 2 months of year at Extended Spring Training...suffered pulled abdominal muscle in last week of Spring Training which delayed opening of his season...combined to go 1-4 with 2 saves and career-best 2.08 ERA (10er, 43.1IP) in 27 games...marked 1st season working solely in relief...held opponents to combined .166 batting average (25-for-151) and only 1 HR...also struck out 9.6 batters per 9.0 innings on year (+6so)...opened year at San Jose, going 1-2 with 2 saves and 2.35 ERA in 20 appearances...spent final 2 months of campaign with Shreveport, going 0-2 with 1.42 mark in 7 outings...participated in California Fall League, pitching for Lake Elsinore...

1998...opened year at single-A Bakersfield before finishing campaign at rookie-league Salem-Keizer...combined to go 1-5 with 5.60 ERA (40er, 64.1ip) in 29 games overall...established career-highs in games, innings and strikeouts (54)...was member of Blaze's starting rotation, but went 0-4 with 8.14 mark in 6 starts...was converted to reliever and sent to Salem-Keizer...was 3rd on Volcanoes in games (23)...made 1 appearance in Northwest League playoffs, logging 6.75 ERA (1er,

1.1ip)...**1997**...embarked on professional career at Salem Keizer...worked as both starter (6 starts) and reliever (11 appearances)...struck out 45 in 45.0 innings...

PERSONAL...graduated from Trinity Academy (Addison, TX) High School...attended Rice (TX) University...single...resides in Dallas, TX...

KEVIN JOHN JOSEPH

Year	Club	W-L	ERA	G	GS	CG	SH	SV	IP	H	R	ER	HR	HB	BB	SO	WP	BK
1997	Salem-Keizer	3-5	5.40	17	6	0	0	1	45.0	44	35	27	4	2	26	45	10	3
1998	Bakersfield	0-4	8.14	6	6	0	0	0	21.0	35	26	19	3	2	20	17	7	0
	Salem-Keizer	1-1	4.36	23	0	0	0	0	43.1	36	25	21	3	5	27	37	8	1
1999	San Jose	1-2	2.35	20	0	0	0	2	30.2	17	9	8	1	0	13	30	2	1
	Shreveport	0-2	1.42	7	0	0	0	0	12.2	8	4	2	0	1	5	16	0	0
Minor Totals		5-14	4.54	73	12	0	0	3	152.2	140	99	77	11	10	91	145	27	5

CAREER TRANSACTIONS

- Selected by San Francisco in 6th round of June 1997 draft. Signed by Tom Korenek.

Jeff Kent

INFIELDER



Birthdate: March 7, 1968

2000 Opening Day Age: 32

Birthplace: Bellflower, California

Bats: Right **Throws:** Right **Height:** 6-1 **Weight:** 205

M.L. Service: 8 years

How Obtained: Acquired from Cleveland with Julian Tavarez (RHP), Jose Vizcaino (IF), player to be named later (Joe Roa, RHP) and cash in exchange for Matt Williams (IF) and player to be named later (Trenidad Hubbard, OF), November 13, 1996.

Contract Status: Signed through 2002 (agreed to 3-year extension 1999-2001 with club option for 2002, April 30, 1998; option exercised by Giants, July 30, 1999)

CAREER...has posted 3 consecutive 100-RBI seasons since joining San Francisco in 1997...with career-best 128 RBI in 1998, became just 2nd 2nd baseman in ML history to collect at least 120 RBI in multiple seasons after driving in 121 in 1997...Hall-of-Famer Rogers Hornsby accomplished feat 5 times (1921, '22, '25, '27 and '29)...set franchise record (SF and NY) for most RBI by 2nd baseman, surpassing Hornsby (125 in 1927)...with all 31 of his homers coming as 2nd baseman in 1998, bettered his previous franchise mark in which he hit 28 at position previous season...with 101 total RBI in 1999, became just 9th player in franchise history to record 3 straight 100-RBI campaigns...is SF's 1st right-handed batter to have 3 consecutive 100-RBI seasons since Willie Mays in 1959-66...with 1997-98 totals, became 1st 2B in Majors to have back-to-back seasons with at least 28 homers since Ryne Sandberg hit 30 in 1989 and 40 in 1990...has 350 RBI in 430 games as Giant, dating back to 1997...with 23 HR and 101 RBI in 1999, has also posted 20/100-plus seasons in 3 straight years, becoming just 5th player in franchise history to accomplish feat...Barry Bonds (1995-98), Willie McCovey (1968-70), Mays (1959-66) and Mel Ott (1929-36) are only other Giants players to collect at least 20 homers and 100 RBI in 3 consecutive seasons...SF is his 4th club after debuting with Toronto (1992) before playing for New York (1992-96) and Cleveland (1996)...was named 1998 "Willie Mac" Award winner, an honor voted upon by Giants players, coaches and training staff for most inspirational player...

1999 SEASON...despite chronic toe injury that plagued him all year, continued to put up historical numbers and solidified status as one of game's top 2nd basemen...earned 1st career appearance in All-Star game, finishing season with 23 home runs and 101 RBI while posting .290 batting average...with 96 RBI as 2B (had 5 as 1B), nearly became only 3rd 2B of 20th century to reach 100

plateau in 3 consecutive seasons...only Charlie Gehringer (DET 1932-36) and Bobby Doerr (BOS 1948-50) have accomplished feat...since 1950, only 2 other 2B have knocked in 100-or-more runs in 2 consecutive seasons (CHi's Ryan Sandberg 1990-91 and CLE's Carlos Baerga 1992-93)...marked 3rd straight season and 5th in 8 ML campaigns he had at least 20 homers...posted career-high 40 2Bs, tying for 9th in National League...2B total was just 6 short of franchise record established by Jack Clark in 1978...had 8 sacrifice flies, finishing tied for 8th in NL...collected season numbers despite being hampered much of 2nd half with sore left foot...spent 18 days on Disabled List due to ailment, with Giants posting 5-9 record in 14 games during absence...became just 7th SF Giant (19th in franchise history) to hit for cycle, accomplishing feat May 3 in Pittsburgh...only other SF players to collect 1B, 2B, 3B and HR in game were Robby Thompson in 1991, Chris Speier in 1988, Candy Maldonado in 1987, Jeff Leonard in 1985, Dave Kingman in 1972 and Jim Ray Hart in 1970...also marked just 2nd time in Three Rivers Stadium history player had completed cycle (STL's Joe Torre, June 27, 1973)...finished night 5-for-5 with 2B, 3B, HR and 5 RBI, matching career-high for hits in game (also March 31, 1998 at Houston)...performance also marked 19th time in franchise history Giant player has completed cycle, as only Pittsburgh Pirates (21 times) have accomplished feat more times...was also just 3B short of cycle twice in '99 (June 12 at Seattle and Aug. 25 at Chicago), both times hitting pair of 2Bs in game (to go along with 1B, and HR)...if he wasn't thrown out trying to stretch 2B to 3B in each contest, it would have been only 2nd time in 20th century that player had registered 2 cycles in same season (Babe Herman, Brooklyn, 1961)...went 5-for-5 with 3 runs, 2 2Bs, HR and 4 RBI in June 12 contest at Seattle, equaling his career high for hits for 3rd time (2nd in 1999)...was placed on 15-day Disabled List prior to Aug. 3 game at Arizona with inflammation of left foot...was activated from DL prior to Aug. 21 game vs. Brewers...returned from Disabled List in explosive fashion, hitting safely in 22 of his 1st 24 games, going 34-for-98 (.347) with 11 2Bs, 8 HRs, 32 RBI and 18 runs scored...clubbed 8th career grand slam Sept. 3 off Pittsburgh's Francisco Cordova to give SF 8-2 lead in 5th inning...finished evening, going 2-for-4 with 2 runs, 2B, HR and 5 RBI...participated for National League in 70th All-Star game at Boston's Fenway Park, July 13, being named to squad by skipper Bruce Bochy...walked and grounded into double play in his 2 plate appearances while making pair of assists in field...registered career-high 13 stolen bases on campaign, surpassing previous personal-best of 11, established in 1997...finished 3-for-4 with 2B, walk, stolen base and 2 RBI in season opener April 5 at Cincinnati, marking 3rd straight Opening Day assignment as Giant...

1998...had 2nd straight All-Star caliber season, bettering his numbers from 1997...both his 31 HRs and 128 RBI established career highs, surpassing totals of 29 and 121 accomplished in 1997...hammered 31st roundtripper of season September 27 at Colorado (off Pedro Astacio)...his .297 average on season also set career standard, 57 points higher than .250 mark in 1997...amazingly, posted stellar numbers despite missing 24 games while on DL June 10-July 9 with sprained right knee...finished 4th in National League for RBI, while leading Giants with .332 average (65-for-196) with runners in scoring position...was 3rd in NL for RBI Ratio (at bats per RBI) with 4.1 mark, trailing only Mark McGwire (3.5) and Sammy Sosa (4.1)...was particularly strong down stretch, hitting safely in 29 of his last 36 games, while going 48-for-138 (.348) with 11 HRs, 43 RBI and 36 runs scored...had 22 home runs and 76 RBI in his last 61 games (beginning July 24), hitting safely in 48 contests (76-for-229, .332, 14 2Bs, 54 runs scored)...owned career-high 13-game hitting streak Aug. 21-Sept. 2, going 20-for-47 (.426) with 6 HRs, 18 RBI and 18 runs...was named N.L. Player of Month for August, finishing month with .355 average (39-for-110) with 11 HRs...led NL in RBI each of last 2 months of season with 32 in August and 31 in September...collected career-high 5 hits March 31 in season opener at Houston, finishing 5-for-7 with home run (3-run shot off Shane Reynolds) and 4 RBI...5 hits were most by

Giants' 100-RBI Trios

Year	Players	RBI
1921	George Kelly	122
	Ross Youngs	102
	Frankie Frisch	100
1923	Irish Meusel	125
	Frankie Frisch	111
	George Kelly	103
1930	Bill Terry	129
	Mel Ott	119
	Fred Lindstrom	106
1947	Johnny Mize	138
	Walker Cooper	122
	Willard Marshall	107
1997	Jeff Kent	121
	J.T. Snow	104
	Barry Bonds	101

Giant since Mike Benjamin matched franchise record with 6 June 14, 1995 (at Chicago)...had career-high 7 RBI July 24 vs. Cincinnati, ending contest 2-for-3 with 2 HRs (both off Scott Winchester, including grand slam)...his RBI total was most by Giant since Barry Bonds had 7 in contest Oct. 1, 1993 at LA...slugged his 7th career grand slam Sept. 19 vs. Los Angeles (5th as Giant, 2nd on year), 4th-inning shot off Mike Judd...suffered knee injury June 9 vs. Seattle, as he completed double play and was subsequently rolled into by Alex Rodríguez...while on DL, SF went just 11-13...finished game 3-for-3 with RBI and 2 runs scored, as he hit safely in 28 of his last 35 games prior to going down...**1997**...had tremendous season, producing then-career bests in home runs (29), RBI (121), games (155), at-bats (580), runs scored (90), hits (145), 2Bs (38), walks (48), strikeouts (133) and stolen bases (11)...demolished previous personal bests of 21 home runs and 80 RBI, both coming in 1993 with Mets...finished tied for 14th in NL for HRs (29), 5th for RBI (121) and tied for 3rd in sacrifice flies (10)...established then-franchise record (SF and NY) for most roundtrippers in season by Giants' 2nd baseman Sept. 15 when he drilled his 27th as 2B (28th total) off Tom Glavine...his 3 grand slams on year tied Giants' franchise record (both SF and NY), as only Willie McCovey (1967), Wes Westrum (1951), Sid Gordon (1948) and George Kelly (1921) have also hit 3 in year for Giants...Cubs' Ernie Banks holds NL mark with 5 (1955), while Yankees' Don Mattingly holds ML mark with 6 (1987)...was lethal with bases loaded, going 10-for-20 (.500) with 2 2Bs, 3 HRs, 3 walks and 4 sac-flies...had excellent stretch drive, going 11-for-29 (.379) with 5 2Bs, HR and 9 RBI in last 7 games of season...had 18 home runs (8th in NL) and 64 RBI (tied 7th in NL) at All-Star Break, 1 shy of SF record for 2nd baseman in both categories...his start at 2nd base in opener April 1 vs. Pirates

Giants' Consecutive 100-RBI Seasons (since 1900)

Player	Seasons	RBI	Player	Seasons	RBI
George Kelly	1921	122	Bobby Thomson	1951	101
	1922	107		1952	108
	1923	103		1953	106
	1924	136	Willie Mays	1959	104
Emil "Irish" Meusel	1922	132		1960	103
	1923	125		1961	123
	1924	102		1962	141
	1925	111	1963	103	
Bill Terry	1927	121	1964	111	
	1928	101	1965	112	
	1929	117	1966	103	
	1930	129	Orlando Cepeda	1961	142
	1931	112		1962	114
Mel Ott	1932	117	Willie McCovey	1968	105
	1929	151		1969	126
	1930	119		1970	139
	1931	115	Will Clark	1988	100
	1932	123		1989	111
	1933	103	Barry Bonds	1995	104
	1934	136		1996	129
1935	114	1997		101	
1936	135	1998		122	
Babe Young	1940	101	Jeff Kent	1997	121
	1941	104		1998	128
Johnny Mize	1947	136		1999	101
	1948	125			

stats courtesy of Bill Arnold/Sports Features Group

Giants With 3 Straight 20-HR/ 100-RBI Years

Player	Years	HR	RBI
Jeff Kent	1999	23	101
	1998	31	128
	1997	29	131
Barry Bonds	1998	37	122
	1997	40	101
	1996	42	129
	1995	33	104
Willie McCovey	1970	39	126
	1969	45	126
	1968	36	105
Willie Mays	1966	37	107
	1965	52	112
	1964	47	111
	1963	38	103
	1962	49	141
	1961	40	123
	1960	29	103
	1959	34	104
Mel Ott	1936	33	135
	1935	31	114
	1934	35	135
	1933	23	103
	1932	38	123
	1931	29	115
	1930	25	119
	1929	42	151

(all starts) at 3B...collected 500th career hit at San Francisco May 19...enjoyed 2 10-game hitting streaks for Mets, from June 16-25 and from June 28-July 11...was traded to Cleveland with IF Jose Vizcaino in exchange for IFs Carlos Baerga and Alvaro Espinoza July 29...made 28 starts for Tribe (7 at 2B, 5 at 3B, 4 at DH and 12 at 1B), hitting .265 (26-for-98) with 7 2Bs, 3 HRs and 16 RBI in those starts...prior to trade, had only appeared in 3 games in his career at 1B...got off to slow start with Indians due to limited at-bats...suffered through 0-for-19 stretch between Aug. 8-24...found his stroke in Sept., hitting .348 (16-for-46) with 5 2Bs, 1 HR and 8 RBI in 18 games (12 starts) during month...through Aug. 31, had appeared in only 21 games with Cleveland (.196, 11-for-56)...hit in 6 straight starts for Indians between Sept. 18-23...over his final 12 games, hit .359 (14-for-39) with 5 2Bs, 1 HR and 8 RBI...appeared in 4 American League Division Series games (2 starts) for Indians vs. Baltimore, hitting .125 (1-for-8) with 2 runs and 1 2B... **1995**...started 122 games at 2B for Mets...picked up 4th 4-hit game of his career and his 2nd of season Sept. 20 at Atlanta...also had 4 hits July 25 at St. Louis...left July 5 game vs. Chicago with sprained right shoulder...placed on DL July 6-21...was only hitting .237 (37-for-156) after 1st 41 games of season on June 14...hit .297 (94-for-316) over final 84 contests of year... **1994**...opened year April 4 at Chicago by tying his then career-high with 4 hits, going 4-for-5...also had 4 hits vs. Pittsburgh Oct. 2, 1992...had 6 RBI in 1st 3 games of year...recorded 3rd career multi-homer game April 14 vs. Chicago, also tied his career-best with 5 RBI (previous: Sept. 26, 1993 vs. Montreal)...also collected 2 homers April 17 vs. Houston...named National League Player of Week for April 11-17 after hitting .450 (9-for-20) with 6

marked 1st time anyone other than Robby Thompson had started at 2nd for SF in season's initial contest since 1985 (Manny Trillo)...drilled his 3rd career grand slam, 1st of year, April 30 in 1st inning off Pittsburgh's Jon Lieber...clubbed his 2nd grand slam of year (HR #8) and 4th of career May 13 in Cincinnati, slugging 3rd inning shot to score all of SF's runs in 4-1 triumph...drilled his 3rd grand slam of campaign (HR #10) and 5th of career May 20 vs. Colorado, slugging 1st inning shot (off Roger Bailey)...slugged his 100th career roundtripper July 22 vs. Philadelphia, 2-run shot in 7th (off Jerry Spradlin) to bring SF back from 4-3 deficit...earlier in evening slugged 99th lifetime HR, solo blast in 5th (off Matt Beech) which gave Giants 3-2 lead...2nd clout was also his 22nd HR of year, establishing career best, marking 4th campaign he had hit 20-plus in season (also 21 in '93, 20 in '95 and 20 in '97)...was ejected from Aug. 13 contest vs. Chicago, after fight with Cubs' catcher Tyler Houston following beaning (by Jeremi Gonzalez) in 4th inning...marked 2nd ejection of year, earlier being tossed by umpire Ed Montague for arguing May 19 in Chicago...sat out 2 games (Aug. 22 at Philadelphia and Aug. 25 in Pittsburgh) as he was handed 2-game suspension by National League for his part in fight...penalty was originally 3 games, however reduced to just 2 contests after appeal to NL President Len Coleman...posted his 100th RBI Aug. 28 vs. Texas (run-scoring 2B in 1st inning), making him 1st National League middle-infielder (2nd baseman/shortstop) to reach century plateau since Chicago Cubs' Ryne Sandberg in 1991 (100)...hit .300 (3-for-10) with 2 HRs and 2 RBI in 3 games of N.L.D.S. vs. Florida...hit 2 solo HRs in Game #3, becoming 1st Giant to homer twice in post-season game since Will Clark did it in Game #1 of 1989 NLCS at Chicago... **1996**...split campaign between New York Mets and Cleveland Indians...combined, hit .284 with 27 2Bs, 1 3B, 12 HRs and 55 RBI in 128 games...with Mets, hit .290 with 20 2Bs, 9 HRs and 39 RBI in 89 games

HRs and 13 RBI...tied Mets' club record with at least 1 RBI in 8 straight games between April 11-20 (17 RBI total)...Keith Hernandez also had an RBI in 8 straight games from Aug. 5-11, 1986...Bobby Bonilla would break mark by picking up an RBI in 9 straight contests May 20-29, 1994...cracked 2nd career grand slam in 1st inning July 22 off San Francisco's Bill Swift...tied for 3rd in National League with 10 hit-by-pitches...batted .385 with men in scoring position (40-for-104) with 4 HRs and 42 RBI...**1993**...set Mets' club record for home runs (21) and RBI (80) by 2nd baseman...old marks of 15 HRs and 68 RBI were set by Gregg Jefferies in 1990...tied with Houston's Craig Biggio for NL lead in homers by 2B, while he led leagues' 2B in RBI...started 124 games at 2B and 12 at 3B...tied for 9th in NL with 8 hit-by-pitches...was only hitting .219 (43-for-196) with 5 HRs and 25 RBI after 1st 58 games (June 23)...for remainder of season, he hit .303 (91-for-300) with 16 HRs and 55 RBI in 82 games...was NL Player of Week for week of April 18...had 1st 2 multiple-home run games of his career July 18 at San Francisco and July 27 vs. Florida...set then-personal high with 5 RBI in 9-3 victory over Expos at Shea Sept. 26...in that game, he drilled his initial career grand slam, 5th inning blast off Ken Hill...**1992**...split rookie campaign between Toronto and New York...named to Topps All-Rookie team at 2nd base...showed outstanding power potential in his rookie season, combining to hit .239 (73-for-305) in 102 games with Blue Jays and Mets with 11 HRs and 50 RBI...had 34 extra-base hits among his 73 total hits, including 21 doubles...his 11 combined home runs ranked 3rd among Major League rookies (Eric Karros, 20 and Reggie Sanders, 20) while his 50 RBI were 2nd

Giants 30-Plus Homer Club

Player	HR	Year	Player	HR	Year
Willie Mays	52	1965	Willie McCovey	36	1966
Johnny Mize	51	1947	Willie McCovey	36	1968
Willie Mays	51	1955	Mel Ott	35	1934
Willie Mays	49	1962	Walker Cooper	35	1947
Willie Mays	47	1964	Willie Mays	35	1957
Kevin Mitchell	47	1989	Orlando Cepeda	35	1962
Barry Bonds	46	1993	Will Clark	35	1987
Orlando Cepeda	46	1961	Kevin Mitchell	35	1990
Willie McCovey	45	1969	Willie Mays	34	1959
Willie McCovey	44	1963	Orlando Cepeda	34	1963
Matt Williams	43	1994	Matt Williams	34	1991
Barry Bonds	42	1996	Barry Bonds	34	1999
Mel Ott	42	1929	Mel Ott	33	1936
Willie Mays	41	1954	Jim Hart	33	1966
Barry Bonds	40	1997	Bobby Bonds	33	1971
Johnny Mize	40	1948	Matt Williams	33	1990
Willie Mays	40	1961	Barry Bonds	33	1995
Willie McCovey	39	1965	Bobby Thomson	32	1951
Willie McCovey	39	1970	Bobby Bonds	32	1969
Bobby Bonds	39	1973	Mel Ott	31	1935
Mel Ott	38	1932	Mel Ott	31	1937
Willie Mays	38	1963	Orlando Cepeda	31	1964
Matt Williams	38	1993	Jim Hart	31	1964
Barry Bonds	37	1998	Willie McCovey	31	1967
Barry Bonds	37	1994	Jeff Kent	31	1998
Willie Mays	37	1966	Ellis Burks	31	1999
Willard Marshall	36	1947	Sid Gordon	30	1948
Willie Mays	36	1956	Darrell Evans	30	1983

2nd Basemen with 120-or-more RBI (since 1920)

Player	Team	Year	RBI
Rogers Hornsby	St. Louis Cardinals	1922	152
Rogers Hornsby	Chicago Cubs	1929	149
Rogers Hornsby	St. Louis Cardinals	1925	143
Charlie Gehringer	Detroit	1934	127
Rogers Hornsby	St. Louis Cardinals	1921	126
Rogers Hornsby	New York Giants	1927	125
Jackie Robinson	Brooklyn	1949	124
Joe Gordon	Cleveland	1948	124
Johnny Hodapp	Cleveland	1930	121
Jeff Kent	San Francisco	1997	121
Jeff Kent	San Francisco	1998	128

behind Karros (88)...played all 4 infield positions during year...hit safely in 1st 3 games in Majors including 1st big league home run April 14 off Yankees' Lee Guetterman...had season-high 4 RBI vs. California July 21...was traded to Mets Aug. 27 with player to be named later (OF Ryan Thompson) in exchange for P David Cone...collected 1st NL hit, extra-base hit and RBI in 2nd game of Aug. 28 doubleheader vs. Cincinnati...**1991**...named R. Howard Webster Award winner at double-A Knoxville in Southern League as team MVP...led Southern League in games (139) and 2Bs (34)...also led Knoxville in at-bats (445), hits (114), runs (68), walks (80) and stolen bases (25) while tying for team's RBI lead (61)...**1990**...made successful switch to 2nd base from 3rd base and shortstop...finished 2nd in Florida State League in doubles (32), home runs (16) and total bases (208)...named to both Mid-Season and Post-Season All-Star Teams...won R. Howard Webster Award as single-A Dunedin's MVP...1989...opened professional career at single-A St. Catharine's...led New York-Penn League in home runs (13) and tied for 5 in games played (73)...

A GIANT IN THE COMMUNITY...has teamed up with University of California at Berkeley to establish "Women Driven" program dedicated to promoting benefits of athletics and academics among girls and to providing scholarships to Cal female athletes...donates \$500 for every RBI to "Women Driven" while corporate sponsors CHW West Bay, Pacific Bell, JC Penney and Chevron each contribute \$100 to program for each of his runs driven in...with 229 RBI over last 2 years, "Women Driven" produced over \$200,000...part of campaign is "Girl's Day," when he hosts sports clinic for hundreds of Bay Area girls prior to Giants game, with assistance by Cal athletes...in addition, is actively involved in several other charities in communities in which he has played baseball, including Giants Community Fund and Jr. Giants—youth baseball program in Northern and Central California serving more than 7,000 underprivileged children—and annual JC Penney Race for the Cure 5K which raises money for breast cancer research...he and his wife, Dana, served as chairpersons for 1999 Halloween Heroes to benefit Weder Weis Foundation—organization that provides relief to abused and neglected children in Bay Area...also assists with Giants' Kids and Rewards Clubs activities...participates in Giants' off-season Care-A-Van, visiting youth groups, schools and hospitals throughout Northern and Central California...also appeared on SportsChannel's (now Fox Sports Net) "Sports in the Classroom" Show in 1997...

PERSONAL...graduated from Edison (Huntington Beach, CA) High School in 1986...set school batting record with .500 average as junior in 1985...attended University of California, where he played on PAC-10 Southern Division championship squad in 1988...was starting shortstop for Golden Bears squad that won 1988 NCAA Central Regionals in Austin, TX and advanced to College World Series in Omaha, NE...was college teammate of former Giants' center fielder Darren Lewis...was named to 2nd team All-America Freshman squad in 1987, while also being selected 2nd team All-PAC-10...enjoyed motocrossing as youngster and still owns 3 cycles...married (Dana)...daughter (Lauren Elizabeth, March 16, 1996)...2 sons (Hunter Franklin, Nov. 10, 1997 and Colton Ryan, March 15, 1999)...resides in Foster City, CA...

JEFFREY FRANKLIN KENT

Year	Club	AVG	G	AB	R	H	2B	3B	HR	RBI	SH	SF	HP	BB	SO	SB	CS	E
1989	St. Catharine's	.224	73	268	34	60	14	1	13	37	0	4	6	33	81	5	1	29
1990	Dunedin	.277	132	447	72	124	32	2	16	60	3	3	6	53	98	17	7	15
1991	Knoxville	.256	139	445	68	114	34	1	12	61	2	3	10	80	104	25	6	29
1992	Toronto	.240	65	192	36	46	13	1	8	35	0	4	6	20	47	2	1	11
	New York (NL)	.239	37	113	16	27	8	1	3	15	0	0	1	7	29	0	2	3
1993	New York (NL)	.270	140	496	65	134	24	0	21	80	6	4	8	30	88	4	4	22
1994	New York (NL)	.292	107	415	53	121	24	5	14	68	1	3	10	23	84	1	4	14
1995	New York (NL)	.278	125	472	65	131	22	3	20	65	1	4	8	29	89	3	3	10
1996	New York (NL)	.290	89	335	45	97	20	1	9	39	1	3	1	21	56	4	3	21
	Cleveland	.265	39	102	16	27	7	0	3	16	0	3	1	10	22	2	1	1
1997	San Francisco	.250	155	580	90	145	38	2	29	121	0	10	13	48	133	11	3	16
1998	San Francisco	.297	137	526	94	156	37	3	31	128	1	10	9	48	110	9	4	20
1999	San Francisco	.290	138	511	86	148	40	2	23	101	0	8	5	61	112	13	6	10
Minor Totals		.257	344	1160	174	298	80	4	41	158	5	10	22	166	283	47	14	73
S.F. Totals		.278	430	1617	270	449	115	7	83	350	1	28	27	157	355	33	13	46
A.L. Totals		.248	104	294	52	73	20	1	11	51	0	7	7	30	69	4	2	12
N.L. Totals		.278	927	3448	514	959	213	17	150	617	10	42	55	267	701	45	29	116
M.L. Totals		.276	1032	3742	566	1032	233	18	161	668	10	49	62	267	770	49	31	128

ALL-STAR GAME RECORD

Year	Club, Site	AVG	G	AB	R	H	2B	3B	HR	RBI	SH	SF	HP	BB	SO	SB	CS	E
1999	NL, Boston	.000	1	1	0	0	0	0	0	0	0	0	0	1	0	0	0	0

DIVISION SERIES RECORD

Year	Club	AVG	G	AB	R	H	2B	3B	HR	RBI	SH	SF	HP	BB	SO	SB	CS	E
1996	CLE vs. NYY	.125	4	8	2	1	1	0	0	0	1	0	0	0	0	0	0	0
1997	SF vs. FLA	.300	3	10	2	3	0	0	2	2	0	0	0	2	1	0	0	0
LDS Totals		.222	7	18	4	4	1	0	2	2	1	0	0	2	1	0	0	0

KENT VS. 2000 OPPONENTS

	1999					CAREER				
	AVG	AB	H	HR	RBI	AVG	AB	H	HR	RBI
vs. Arizona	.162	37	6	2	3	.213	80	17	2	7
Atlanta	.200	20	4	0	3	.220	246	54	5	30
Chicago	.286	35	10	1	8	.294	201	59	13	48
Cincinnati	.364	22	8	1	3	.294	255	75	9	49
Colorado	.279	37	11	3	11	.280	232	65	13	50
Florida	.300	20	6	2	4	.315	248	78	13	50
Houston	.222	27	6	0	3	.254	240	61	9	35
Los Angeles	.235	51	12	1	6	.244	271	66	9	38
Milwaukee	.370	27	10	2	6	.306	85	26	2	9
Montreal	.246	26	9	0	1	.292	257	75	11	50
New York	.375	24	9	0	4	.295	95	28	4	16
Philadelphia	.314	35	11	2	8	.319	248	79	13	50
Pittsburgh	.297	37	11	3	16	.273	245	67	11	49
St. Louis	.250	24	6	1	5	.269	238	64	10	42
San Diego	.300	40	12	3	11	.269	253	68	11	52
San Francisco	—	—	—	—	—	.273	150	41	8	19
Anaheim	.200	10	2	1	2	.276	58	16	4	12
Oakland	.200	15	3	0	3	.182	55	10	0	5
Seattle	.615	13	8	1	4	.344	64	22	4	14
Texas	.364	11	4	0	0	.327	52	17	1	7
Interleague	.347	49	17	2	9	.331	124	41	7	23

KENT'S CAREER IN BALLPARKS

	AVG	AB	H	HR	RBI		AVG	AB	H	HR	RBI
at Arizona	.263	38	10	0	4	at New York	.286	950	272	37	154
Atlanta	.214	42	9	1	7	Philadelphia	.301	133	40	4	21
Chicago	.275	120	33	5	26	Pittsburgh	.278	126	35	8	30
Cincinnati	.292	120	35	2	16	St. Louis	.341	135	46	8	29
Colorado	.278	90	25	6	23	San Diego	.260	127	33	6	27
Florida	.313	115	36	6	21	San Francisco	—	—	—	—	—
Houston	—	—	—	—	—	Anaheim	.250	24	6	3	8
Los Angeles	.224	147	33	7	21	Oakland	.130	23	3	0	4
Milwaukee	.308	39	12	1	4	Seattle	—	—	—	—	—
Montreal	.313	144	45	4	20	Texas	.556	9	5	0	2

KENT BY MONTH

	1999					CAREER				
	AVG	AB	H	HR	RBI	AVG	AB	H	HR	RBI
In March/April	.271	85	23	3	11	.280	543	152	23	101
May	.304	102	31	4	20	.268	683	183	25	103
June	.314	102	32	4	19	.287	665	191	25	100
July	.264	72	19	2	13	.251	597	150	28	112
August	.354	48	17	3	13	.298	624	186	31	119
Sept./Oct.	.255	102	26	7	25	.270	630	170	29	133
Before ASB	.297	323	96	13	60	.278	2100	583	79	333
After ASB	.277	188	52	10	41	.273	1642	449	82	335

KENT'S STATISTICAL BREAKDOWN

	1999					CAREER				
	AVG	AB	H	HR	RBI	AVG	AB	H	HR	RBI
Home	.246	252	62	11	39	.270	1823	493	79	324
Road	.332	259	86	12	62	.281	1919	539	82	344
Day	.300	223	67	11	45	.281	1402	394	66	236
Night	.281	288	81	12	56	.273	2340	638	95	432
Grass	.270	404	109	18	74	.273	2906	793	131	532
Turf	.364	107	39	5	27	.286	836	239	30	136
vs. LHP	.273	132	36	7	30	.267	1012	270	27	141
vs. RHP	.296	379	112	16	71	.279	2730	762	134	527
RISP	.325	151	49	8	80	.291	1115	324	48	508
as Pinch Hitter	.000	5	0	0	0	.063	16	1	0	0
as Designated Hitter	—	—	—	—	—	.267	15	4	1	3

KENT'S CAREER FIELDING

Position	PCT.	G	PO	A	E	TC	DP	PB
First Base	.995	38	205	16	1	222	21	—
Second Base	.978	831	1695	2335	92	4134	514	—
Third Base	.918	157	120	271	34	413	29	—
Shortstop	.889	3	3	5	1	9	0	—

CAREER TRANSACTIONS

- Selected by Toronto in 20th round of June 1989 draft.
- Traded to New York Mets with player to be named later (OF Ryan Thompson) in exchange for pitcher David Cone, Aug. 27, 1992.
- Placed on Disabled List July 6-21, 1995 with sprain of right shoulder.
- Traded to Cleveland with IF Jose Vizcaino in exchange for IF Carlos Baerga and IF Alvaro Espinoza, July 29, 1996.
- Traded to San Francisco with Julian Tavarez (RHP), Jose Vizcaino (IF), player to be named later (Joe Roa, RHP) and cash in exchange for Matt Williams (IF) and player to be named later (Trenidad Hubbard, OF), November 13, 1996.
- Placed on Disabled List June 10-July 9, 1998 with sprained right knee.
- Placed on Disabled List August 4-21, 1999 with left foot inflammation.

CAREER HIGHS

- **Most Hits:** 5, (3 times), last: June 12, 1999 at Seattle
- **Most RBI:** 7, July 24, 1998 vs. Cincinnati
- **Most Home Runs:** 2 (9 times), last: June 16, 1999 at Colorado
- **Career Grand Slams:** 8, last: September 3, 1999 at Pittsburgh (off Francisco Cordova)
- **Longest Hitting Streak:** 13 games, August 21 - September 2, 1998

Scott Linebrink

PITCHER (RH)



Birthdate: August 4, 1976

2000 Opening Day Age: 23

Birthplace: Austin, Texas

Bats: Right **Throws:** Right **Height:** 6-3 **Weight:** 185

M.L. Service: None

How Obtained: Giants' #3 selection (2nd round) in June 1997 draft.

Contract Status: Signed through 2000

CAREER...young pitching prospect enters his 4th professional campaign after being SF's 3rd selection in 1997 June amateur draft (2nd round)...was tabbed #2 prospect in Giants organization by *Baseball America* following 1998 campaign...makes 1st appearance on 40-man roster...earned Texas League In-Season All-Star honors in 1998...is battling back from right shoulder surgery following 1998 campaign that limited 1999 season...

1999 SEASON...spent 1st half of campaign rehabbing from shoulder surgery, before joining double-A Shreveport for final month-and-half of season...made season debut July 17...suffered through 3-game losing skid to open campaign before logging lone victory Aug. 3 vs. El Paso...yielded 1 hit over 6.0-shutout innings...worked 6.0 innings twice in 10 starts...pitched for Grand Canyon in Arizona Fall League following season...went 2-4 with 3.68 ERA in 8 starts, registering 30 strikeouts in 36.1 innings...

1998...led Shreveport in wins (10) and strikeouts (128)...strikeout total placed him 4th in both Texas League and Giants' minor league system...was selected to TL All-Star team during season...tied Jason Grilli for club lead with 21 starts...was 2-time winner of Texas League Howe SportsData Pitcher of Week, earning honors May 11-17 and July 13-19...was selected Giants' Co-Player of Month at Shreveport for July after going 3-0 with 1.96 ERA (4er, 18.1ip), 28 strikeouts and 3 walks...had season cut short after experiencing tenderness in his right shoulder...underwent arthroscopic surgery following season, with procedure performed by Dr. Gary Fanton...**1997**...opened professional career at rookie-league Salem-Keizer before earning promotion to single-A San Jose...posted combined 2-1, 3.52 ledger over 1st 9 professional outings...made 6 starts for San Jose after Aug. 4 promotion...participated in Fall Instructional League following regular season...

PERSONAL...graduated from McNeil (Round Rock, TX) High School in 1994...was named to All-District team while leading his club to Regional Finals in 1994...was chosen to All-Tournament team at 1995 AAU National Tournament in Panama City, FL...attended Concordia Lutheran College...transferred to S.W. Texas State University...helped Bobcats to NCAA regional in 1997, earning All-Southland Conference honors...single...resides in Austin, TX...

SCOTT CAMERON LINEBRINK

Year	Club	W-L	ERA	G	GS	CG	SH	SV	IP	H	R	ER	HR	HB	BB	SO	WP	BK
1997	Salem-Keizer	0-0	4.50	3	3	0	0	0	10.0	7	5	5	1	0	6	6	1	0
	San Jose	2-1	3.18	6	6	0	0	0	28.1	29	11	10	2	0	10	40	2	0
1998	Shreveport	10-8	5.02	21	21	0	0	0	113.0	101	66	63	12	7	58	128	8	0
1999	Shreveport	1-8	6.44	10	10	0	0	0	43.1	48	31	31	7	0	14	33	1	0
Minor Totals		13-17	5.04	40	40	0	0	0	194.2	185	113	109	22	7	88	207	12	0

CAREER TRANSACTIONS

- Selected by San Francisco in 2nd round (Giants' 3rd pick) of June 1997 draft. Signed by Tom Korenek.

Terrell Lowery

OUTFIELDER



Birthdate: October 25, 1970

2000 Opening Day Age: 29

Birthplace: Oakland, California

Bats: Right **Throws:** Right **Height:** 6-3 **Weight:** 195

M.L. Service: 160 days

How Obtained: Signed as free agent, Jan. 13, 2000

Contract Status: Non-roster invitee

CAREER...9-year professional comes to Spring Training as non-roster invitee...Oakland native has seen Major League action in each of last 3 seasons with Chicago Cubs (1997 and '98) and Tampa Bay (1999)...was originally drafted by Texas in 2nd round of June 1991 draft after playing only 1 season of baseball at Loyola Marymount...

1999 SEASON...spent campaign with Tampa Bay organization, having 2 tours of duty with Devil Rays...established career highs in almost every category, appearing in 66 ML games after playing in 33 prior to season...was 1 of 35 non-roster invitees in Spring Training and started season with triple-A Durham...his 2 stints with big club were June 5-13 and July 16 through end of season...appeared in 66 games (43 starts—30 in CF, 13 in LF)...started 22 of Rays' 28 games from July 20-Aug. 18, including 14 straight (July 26-Aug. 10)...hit leadoff 17 times and batted everywhere in lineup except cleanup and 5th...belted 1st Major League home run July 30 off Oakland's Buddy Groom in his hometown...added grand slam Aug. 18 at Detroit off Dave Borkowski...4 RBI marked career high...was hitting .330 (35-for-106) with 12 2Bs and 14 RBI through Aug. 18, but hit .165 (13-for-79) with 3 2Bs and 3 RBI rest of season...set Devil Rays' record Aug. 8 vs. Cleveland with 3 2Bs in game...prior to joining big club for remainder of season, was 2nd in International League with .335 mark (92-for-275)...established minor league career best in avg...was named Devil Rays' Minor League Player of Month for May, hitting .409 (36-for-88) with 26 runs, 14 extra-base hits and 14 RBI...

1998...for 2nd straight season split time between Cubs and triple-A Iowa...appeared in 24 games for Cubs during 5-week stint May 29-July 5...was used primarily as pinch hitter/runner and defensive replacement...in 65 games for Iowa, hit .297 with 14 2Bs, 12 HRs and 49 RBI...**1997**...made 1st trip to Major Leagues Sept. 12, joining Cubs after Iowa's season concluded...made ML debut Sept. 13 at Pittsburgh and drove pinch-hit single off Steve Cooke...made 3 starts in left field, going 2-for-8...established career highs at Iowa in home runs (17) and RBI (71)...tied for 1st in American Association in on-base pct. (.401), while finishing 3rd in walks (65), 4th in slugging pct. (.521) and 6th in average (.301)...was named Best Defensive Outfielder by *Baseball America*...**1996**...was traded to New York Mets organization prior to season...saw action at double-A Binghamton before making triple-A debut at Norfolk...hit combined .255 with 11 HRs and 53 RBI in 124

games...**1995**...spent final season in Texas' chain on triple-A Oklahoma City's Disabled List...tore right achilles tendon Feb. 24 and underwent surgery March 1...appeared in 21 late-season games on rehabilitation assignment, 10 with rookie-league Gulf Coast Rangers and 11 for single-A Charlotte...**1994**...was named to Texas League Mid-season All-Star team while playing for double-A Tulsa...established personal bests in games (129), runs (89), doubles (34) and stolen bases (33)...ranked among TL leaders in runs (T2nd), stolen bases (T2nd), doubles (4th), triples (4th, 8), extra-base hits (T4th, 50) and total bases (T5th, 216)...**1993**...in 1st full professional campaign, combined to hit .270 for Tulsa and Charlotte in 131 games...**1992**...did not play during regular season, but played 33 games during Rangers' Instructional League campaign...**1991**...began pro career at rookie-league Butte and was Pioneer League All-Star...hit .299 in 54 games...

PERSONAL...graduated from Oakland Technical (CA) High School in 1988...is same school that produced Rickey Henderson...attended Loyola-Marymount (Los Angeles, CA) University...played 1 year of baseball at LMU in 1991 and earned All-West Coast Conference honorable mention...was member of Lions' 1990 basketball team that advanced to NCAA West regional finals following tragic death of Hank Gathers...is only player in NCAA history to finish in top 5 in scoring and assists, 5th and 3rd, respectively...accomplished feat during junior year in 1991...brother, Josh, was shortstop in Philadelphia Phillies' organization...married (Denise)...has daughter (Trenise)...resides in St. Petersburg, FL...

QUENTON TERRELL LOWERY

Year	Club	AVG	G	AB	R	H	2B	3B	HR	RBI	SH	SF	HP	BB	SO	SB	CS	E	
1991	Butte	.299	54	214	38	64	10	7	3	33	0	2	1	29	44	23	12	6	
1992		—Did Not Play—																	
1993	Charlotte	.300	65	257	46	77	7	9	3	36	1	1	2	46	47	14	15	4	
	Tulsa	.240	66	258	29	62	5	1	3	14	1	1	1	28	50	10	12	2	
1994	Tulsa	.286	129	496	89	142	34	8	8	54	5	5	5	59	113	33	15	7	
1995	Rangers (rookie)	.265	10	34	10	9	3	1	3	7	0	0	0	6	7	1	0	0	
	Charlotte	.257	11	35	4	9	2	2	0	4	0	0	1	6	6	1	0	0	
1996	Binghamton	.275	62	211	34	58	13	4	7	32	2	3	2	44	44	5	6	3	
	Norfolk	.233	62	193	25	45	7	2	4	21	3	2	1	22	44	6	3	1	
1997	Iowa	.301	110	386	69	116	28	3	17	71	1	2	1	65	97	9	8	3	
	Chicago (NL)	.286	9	14	2	4	0	0	0	0	0	0	0	3	3	1	0	1	
1998	Iowa	.297	65	246	41	73	14	1	12	49	1	2	2	27	63	5	2	1	
	Chicago (NL)	.200	24	15	2	3	1	0	0	1	0	0	0	3	7	0	0	1	
1999	Durham	.335	71	275	69	92	20	5	15	57	8	2	1	43	62	10	5	1	
	Tampa Bay	.259	66	185	25	48	15	1	2	17	0	1	1	19	53	0	2	3	
Minor Totals		.287	705	2605	454	747	143	43	75	378	22	20	17	375	577	117	78	28	
A.L. Totals		.259	66	185	25	48	15	1	2	17	0	1	1	19	53	0	2	3	
N.L. Totals		.241	33	29	4	7	1	0	0	1	6	10	0	6	10	1	0	1	
M.L. Totals		.257	99	214	29	55	16	1	2	18	0	1	1	25	63	1	2	4	

LOWERY VS. 2000 OPPONENTS

vs.	1999					CAREER				
	AVG	AB	H	HR	RBI	AVG	AB	H	HR	RBI
Arizona	—	—	—	—	—	.000	1	0	0	0
Atlanta	.125	8	1	0	0	.083	12	1	0	0
Chicago	—	—	—	—	—	—	—	—	—	—
Cincinnati	—	—	—	—	—	.333	3	1	0	0
Colorado	—	—	—	—	—	—	—	—	—	—
Florida	1.000	1	1	0	0	1.000	2	2	0	0
Houston	—	—	—	—	—	—	0	0	0	0
Los Angeles	—	—	—	—	—	—	—	—	—	—
Milwaukee	—	—	—	—	—	.000	2	0	0	0
Montreal	.000	1	0	0	0	.000	1	0	0	0
New York	.500	4	2	0	0	.500	4	2	0	0
Philadelphia	.429	7	3	0	1	.333	12	4	0	2
Pittsburgh	—	—	—	—	—	.250	4	1	0	0
St. Louis	—	—	—	—	—	.500	4	2	0	0
San Diego	—	—	—	—	—	—	—	—	—	—
San Francisco	—	—	—	—	—	—	—	—	—	—
Anaheim	.286	21	6	0	1	.286	21	6	0	1
Oakland	.313	16	5	1	2	.313	16	5	1	2
Seattle	.391	23	9	0	4	.391	23	9	0	4
Texas	.167	12	2	0	0	.167	12	2	0	0
Interleague	.333	21	7	0	1	.308	26	8	0	1

LOWERY'S CAREER IN BALLPARKS

	AVG	AB	H	HR	RBI		AVG	AB	H	HR	RBI
at Arizona	.125	8	1	0	0	at New York	—	—	—	—	—
Atlanta	—	—	—	—	—	Philadelphia	—	0	0	0	0
Chicago	.227	22	5	0	1	Pittsburgh	.250	4	1	0	0
Cincinnati	—	—	—	—	—	St. Louis	.333	3	1	0	0
Colorado	—	—	—	—	—	San Diego	—	—	—	—	—
Florida	—	—	—	—	—	San Francisco	—	—	—	—	—
Houston	—	—	—	—	—	Anaheim	.250	8	2	0	0
Los Angeles	—	—	—	—	—	Oakland	.333	12	4	1	2
Milwaukee	—	—	—	—	—	Seattle	.357	14	5	0	2
Montreal	.000	1	0	0	0	Texas	.000	8	0	0	0

LOWERY BY MONTH

	1999					CAREER				
	AVG	AB	H	HR	RBI	AVG	AB	H	HR	RBI
In March/April	—	—	—	—	—	—	—	—	—	—
May	—	—	—	—	—	.000	4	0	0	0
June	.200	10	2	0	0	.200	20	5	0	1
July	.317	41	13	1	3	.310	42	13	1	3
August	.300	80	24	1	11	.300	80	24	1	11
Sept./Oct.	.167	54	9	0	2	.191	68	13	0	2
Before ASB	.200	10	2	0	0	.200	25	5	0	1
After ASB	.263	175	46	2	17	.265	189	50	2	17

LOWERY'S STATISTICAL BREAKDOWN

	1999					CAREER				
	AVG	AB	H	HR	RBI	AVG	AB	H	HR	RBI
Home	.308	91	28	0	9	.292	113	33	0	10
Road	.213	94	20	2	8	.218	101	22	2	8
Day	.286	63	18	0	4	.278	79	22	0	5
Night	.246	122	30	2	13	.244	135	33	2	13
Grass	.215	93	20	2	8	.220	118	26	2	9
Turf	.304	92	28	0	9	.302	96	29	0	9
vs.LHP	.231	52	12	1	3	.225	71	16	1	3
vs.RHP	.271	133	36	1	14	.273	143	39	1	15
RISP	.226	53	12	1	14	.230	61	14	1	17
as Pinch Hitter	.000	4	0	0	0	.182	11	2	0	0
as Designated Hitter	—	—	—	—	—	—	—	—	—	—

LOWERY'S CAREER FIELDING

Position	PCT.	G	PO	A	E	TC	DP	PB
Outfield	.969	88	117	6	4	127	2	—

CAREER TRANSACTIONS

- Selected by Texas in 2nd round of June, 1991 draft.
- Traded to New York Mets in exchange for OF Damon Buford, Jan. 25, 1996.
- Selected by Chicago Cubs in Rule V Draft, Dec. 9, 1996.
- Signed by Tampa Bay as free agent, Nov. 19, 1998.
- Signed by San Francisco as free agent, Jan. 13, 2000.

CAREER HIGHS

- **Most Hits:** 3, (4 times), last: Aug. 8, 1999 vs. Cleveland (with Tampa Bay)
- **Most RBI:** 4, Aug. 18, 1999 at Detroit (with Tampa Bay)
- **Most Home Runs:** 1 (twice), last: Aug. 18, 1999 at Detroit (with Tampa Bay)
- **Career Grand Slams:** 1, Aug. 18, 1999 at Detroit (off Dave Borkowski)
- **Longest Hitting Streak:** 4 games (4 times), last: Sept. 12-16, 1999

Chris Magruder

OUTFIELDER



Birthdate: April 26, 1977

2000 Opening Day Age: 22

Birthplace: Tacoma, Washington

Bats: Both **Throws:** Right **Height:** 5-11 **Weight:** 200

M.L. Service: None

How Obtained: Giants' #7 selection (2nd round) in June 1998 draft.

Contract Status: Non-roster invitee

CAREER...young, switch-hitting outfielder comes to camp as non-roster invitee with 2 years experience in Giants organization...has hit combined .281 in 2 professional seasons, rising from rookie-league to double-A level...was originally Giants' 7th pick (2nd round) in 1998 draft...named organization's #5 prospect by *Baseball America* following 1999 campaign...

1999 SEASON...spent campaign at double-A Shreveport...hit .256 for Captains, finishing among team leaders in games (2nd - 133), at-bats (3rd - 476), runs (1st - 78), hits (4th - 122), doubles (4th - 21), triples (T3rd - 4), RBI (4th - 60), walks (2nd - 69), steals (2nd - 17) and on-base percentage (3rd - .358)...earned Shreveport's Player of Month honors for June...hit .346 (36-for-104) with 3 HRs, 14 RBI and 15 runs scored in award-winning month...hit .214 (3-for-14) in 4 games of Texas League playoffs...played for Grand Canyon club in Arizona Fall League following season...

1998...split 1st professional season between rookie-league Salem-Keizer and single-A Bakersfield...hit combined .323 in 69 games...began year at Salem-Keizer, hitting .333 with 3 HRs and 18 RBI for Volcanoes...average ranked 7th in Northwest League, while .464 on-base percentage was 2nd-best in league...went 2-for-5 in only game played during NWL playoffs, as Volcanoes claimed league title...after promotion to single-A, hit .304 in 22 games for Blaze...

PERSONAL...graduated from West Valley (Yakima, WA) High School...attended University of Washington...was named 3rd-team All-America by *Baseball America* in 1998...hit .402 and scored 89 runs for Huskies that season...single...resides in Yakima, WA...

CHRISTOPHER JAMES MAGRUDER

Year	Club	AVG	G	AB	R	H	2B	3B	HR	RBI	SH	SF	HP	BB	SO	SB	CS	E
1998	Salem-Keizer	.333	47	177	43	59	8	5	3	18	2	2	8	37	21	14	7	2
	Bakersfield	.304	22	92	21	28	7	0	1	4	0	0	0	13	16	3	0	0
1999	Shreveport	.256	133	476	78	122	21	4	6	60	2	3	8	69	85	17	12	3
Minor Totals		.281	202	745	142	209	36	9	10	82	4	5	16	119	122	34	19	5

CAREER TRANSACTIONS

- Selected by San Francisco in 2nd round of June 1998 draft. Signed by John Shafer.

Ramon Martinez

INFIELDER



Birthdate: October 10, 1972

2000 Opening Day Age: 27

Birthplace: Philadelphia, Pennsylvania

Bats: Right **Throws:** Right **Height:** 6-1 **Weight:** 187

M.L. Service: 1 year, 18 days

How Obtained: Acquired from Kansas City Dec. 9, 1996 as player to be named later in exchange for RHP Jamie Brewington (Nov. 27, 1996).

Contract Status: Signed through 2000

CAREER...solid infielder has proven himself both offensively and defensively in 3 years with Giants organization...has posted .270 batting average in 80 Major League games over past 2 seasons...on June 20, 1998 vs. San Diego, became 1st Giant to register 3 hits in big league debut since Willie McCovey went 4-for-4 July 30, 1959...has posted combined .315 average over last 3 minor league seasons, advancing to Giants' triple-A level...

1999 SEASON...played important role for Giants, filling in admirably for 3B Bill Mueller, SS Rich Aurilia and 2B Jeff Kent at different periods during campaign...had 3 stints on big league roster overall, appearing in 61 games (30 starts, 18 at 2B, 7 at SS and 5 at 3B) and hitting .264 (38-for-144) with 5 HR and 19 RBI...started season with big club, marking 1st appearance on Opening Day roster...hit .267 (12-for-45) with 2B, 2 HRs and 7 RBI in 20 games with San Francisco during 1st stay on roster...made 1st start of year (at SS) April 15 vs. Houston and finished 3-for-4 with his 1st Major League home run (2-run blast off Doug Henry)...his 3 hits equaled career-high, which he established June 20, 1998 vs. San Diego in his big league debut...was optioned to Fresno May 17 when Mueller was activated from DL...was recalled from Fresno prior to July 3 contest at Los Angeles to take roster spot for disabled Charlie Hayes...in 2nd stint with big club, appeared in 8 games (1 start), going 2-for-9 (.111)...was sent back to Fresno when Hayes was reinstated July 21...was recalled from triple-A Fresno for 3rd time July 31...appeared in 18 consecutive games from July 31-Aug. 20 when Kent was on DL...made 17 starts during stretch (16 at 2B, 1 at SS), going 19-for-67 (.284) with 4 2Bs, 3 HRs, 11 RBI and 10 runs scored...was placed on 15-day Disabled List prior to Aug. 21 game in Milwaukee, suffering from left groin strain previous night (Aug. 20) vs. Brewers...prior to injury, had hit safely in 11 of his previous 14 games, batting .367 (18-for-49) with 2 2Bs, 2 HRs and 8 RBI...included was 3-for-5 effort Aug. 20 in Milwaukee, with HR (off Bill Pulsipher), 3 runs scored and 2 RBI...was activated from DL prior to Sept. 5 game at Pittsburgh...following season, played for San Juan in Puerto Rican Winter League...

1998...made 2 appearances with big club on season, going 6-for-19 (.316) with 4 runs scored in 19 games...was originally recalled from triple-A Fresno prior to June 20 contest vs. San Diego...call-up marked his 1st appearance on Major League 25-man roster...made his Major League debut June 20, starting at 2B and collecting 1st hit in 1st ML at-bat (off San Diego's Mark Langston)...finished 3-for-3 with 2 runs scored and walk on afternoon to become 1st Giant to register 3 hits in his debut since Willie McCovey went 4-for-4 vs. Philadelphia July 30, 1959 at Seals Stadium...was 1 of 4 rookies in 1998 to collect 3 hits in ML debut, joining AZ's Travis Lee (March 31), Mets' Preston Wilson (May 7) and FLA's Mike Redmond (May 31)...went 1-for-5 after 2nd call-up Sept. 1...hit .313 (114-for-364) for Fresno with 21 2Bs, 2 3Bs, 14 HRs and 60 RBI in 98 games...was named Grizzlies' Player of the Month for August after hitting .339 (39-for-115) with 8 2B, 5 HR and 27 RBI in 31 games...**1997**...spent majority of 1st campaign in Giants organization at double-A Shreveport with mid-season promotion to triple-A Phoenix...was named to Texas League All-Star team...established career-highs in average (.315), at-bats (461), runs (78), hits (145), 2Bs (34) and RBI (61)...ranked 2nd on Captains with .319 average and 32 doubles...had mid-season promotion to Phoenix, hitting .281 (16-for-57) with 6 runs, 2 2Bs, 1 HR and 7 RBI over 18 contests from June 25-July 17...returned to Shreveport July 19 and went 4-for-5 with 2 runs, 3 2Bs and 3 RBI that night at El Paso...was named Organizational Player of Month for Shreveport in August, when he hit .330 (31-

for-94) with 16 runs scored, 6 2Bs, 3 HRs and 18 RBI...appeared in 3 playoff games for Captains, hitting .400 (4-for-10) with 2 walks...was elevated to Phoenix once again for PCL post season and hit .375 (12-for-32) with 8 runs, 3 2Bs, 3B, 2 HR and 6 RBI in 7 contests...**1996**...split campaign between triple-A Omaha and double-A Wichita in Kansas City organization...established then-career best with 7 combined home runs, 6 with Omaha and 1 at Wichita...opened season at Omaha and hit .253 (81-for-320) in 85 games...played 2nd base for Royals...appeared in 26 games at double-A, hitting .344 (32-for-93)...**1995**...logged full season at Wichita, only time in his career that he's spent entire campaign with one club...his 18 sacrifice hits were 2nd best in minor and led double-A...led all Texas League 2nd baseman with .984 fielding pct...appeared in 100 games at 2nd base and owned .984 fielding mark (8 errors) and 2 games at shortstop (1 error)...his 51 RBI ranked 5th on club, while his 20 2Bs were 3rd...**1994**...opened season at Rockford of Midwest League...hit .278 in 6 games before moving up to Wilmington of Carolina League...hit .268 in 90 contests for Blue Rocks...led Carolina League with 20 sacrifices...Wilmington team went 94-44 and was named *Baseball America's* Minor League Team of Year...**1993**...opened professional career at Gulf Coast, where he hit .237 in 37 games...promoted to Wilmington and appeared in 24 games for Blue Rocks...

A GIANT IN THE COMMUNITY...lends his support to several Latin American organizations through his participation in Giants' Latin American Day festivities...

PERSONAL...graduated from Escuela Superior Catolica Bayamon (PR) High School in 1990...graduated from Vernon Regional (TX) Junior College in 1992...single...resides in Toa Alta, PR...

RAMON E. MARTINEZ

Year	Club	AVG	G	AB	R	H	2B	3B	HR	RBI	SH	SF	HP	BB	SO	SB	CS	E
1993	GC Royals	.237	37	97	16	23	5	0	0	9	2	2	2	8	6	3	0	6
	Wilmington	.253	24	75	8	19	4	0	0	6	3	1	1	11	9	1	4	6
1994	Wilmington	.268	90	325	40	87	13	2	2	35	20	5	4	35	25	6	3	16
	Rockford	.278	6	18	3	5	0	0	0	3	1	0	0	4	2	1	0	1
1995	Wichita	.275	103	393	58	108	20	2	3	51	18	9	4	42	50	11	8	9
1996	Omaha	.253	85	320	35	81	12	3	6	41	13	0	3	21	34	3	2	12
	Wichita	.344	26	93	16	32	4	1	1	8	7	0	0	7	8	4	1	6
1997	Shreveport	.319	105	404	72	129	32	4	5	54	4	3	3	40	48	4	5	18
	Phoenix	.281	18	57	6	16	2	0	1	7	1	1	0	5	9	1	0	3
1998	Fresno	.313	98	364	58	114	21	2	14	60	4	7	2	38	42	0	3	10
	San Francisco	.316	19	19	4	6	1	0	0	0	1	0	0	4	2	0	0	0
1999	San Francisco	.264	61	144	21	38	6	0	5	19	6	1	0	14	17	1	2	6
	Fresno	.325	29	114	13	37	7	1	2	17	0	1	0	10	17	2	0	5
Minor Totals		.288	621	2260	325	651	120	15	34	291	73	39	19	221	250	36	26	92
M.L. Totals		.270	80	163	25	44	7	0	5	19	7	1	0	18	19	1	2	6

MARTINEZ VS. 2000 OPPONENTS

	1999					CAREER				
	AVG	AB	H	HR	RBI	AVG	AB	H	HR	RBI
vs. Arizona	.200	15	3	0	2	.235	17	4	0	2
Atlanta	.190	21	4	0	2	.190	21	4	0	2
Chicago	—	—	—	—	—	—	—	—	—	—
Cincinnati	.125	8	1	1	1	.125	8	1	1	1
Colorado	.400	15	6	1	4	.400	15	6	1	4
Florida	.211	19	4	0	4	.211	19	4	0	4
Houston	.600	5	3	1	2	.600	5	3	1	2
Los Angeles	.400	5	2	0	0	.286	7	2	0	0
Milwaukee	.600	5	3	1	2	.600	5	3	1	2
Montreal	.190	21	4	0	1	.182	22	4	0	1
New York	.375	16	6	1	1	.375	16	6	1	1
Philadelphia	—	—	—	—	—	—	—	—	—	—
Pittsburgh	.200	5	1	0	0	.333	6	2	0	0
St. Louis	1.000	1	1	0	0	1.000	1	1	0	0
San Diego	.000	7	0	0	0	.250	12	3	0	0
San Francisco	—	—	—	—	—	—	—	—	—	—
Anaheim	—	—	—	—	—	.000	1	0	0	0
Oakland	—	—	—	—	—	.167	6	1	0	0
Seattle	—	—	—	—	—	—	—	—	—	—
Texas	.000	1	0	0	0	.000	2	0	0	0
Interleague	.000	1	0	0	0	.111	9	1	0	0

MARTINEZ' CAREER IN BALLPARKS

	AVG	AB	H	HR	RBI		AVG	AB	H	HR	RBI
at Arizona	.167	12	2	0	2	at New York	.200	5	1	0	0
Atlanta	.333	12	4	0	2	Philadelphia	—	—	—	—	—
Chicago	—	—	—	—	—	Pittsburgh	.200	5	1	0	0
Cincinnati	.125	8	1	1	1	St. Louis	—	—	—	—	—
Colorado	.286	7	2	0	2	San Diego	.000	6	0	0	0
Florida	.231	13	3	0	2	San Francisco	—	—	—	—	—
Houston	—	—	—	—	—	Anaheim	.000	1	0	0	0
Los Angeles	.250	4	1	0	0	Oakland	—	0	0	0	0
Milwaukee	.600	5	3	1	2	Seattle	—	—	—	—	—
Montreal	.182	11	2	0	0	Texas	.000	1	0	0	0

MARTINEZ BY MONTH

	1999					CAREER				
	AVG	AB	H	HR	RBI	AVG	AB	H	HR	RBI
In March/April	.306	36	11	2	6	.306	36	11	2	6
May	.100	10	1	0	0	.100	10	1	0	0
June	—	—	—	—	—	.333	12	4	0	0
July	.231	13	3	1	1	.267	15	4	1	1
August	.302	63	19	2	10	.302	63	19	2	10
Sept./Oct.	.182	22	4	0	2	.185	27	5	0	2
Before ASB	.259	54	14	2	6	.269	67	18	2	6
After ASB	.267	90	24	3	13	.271	96	26	3	13

MARTINEZ' STATISTICAL BREAKDOWN

	1999					CAREER				
	AVG	AB	H	HR	RBI	AVG	AB	H	HR	RBI
Home	.321	56	18	3	8	.333	72	24	3	8
Road	.227	88	20	2	11	.220	91	20	2	11
Day	.328	64	21	3	10	.329	76	25	3	10
Night	.213	80	17	2	9	.218	87	19	2	9
Grass	.286	119	34	4	18	.290	138	40	4	18
Turf	.160	25	4	1	1	.160	25	4	1	1
vs.LHP	.259	54	14	2	7	.283	60	17	2	7
vs.RHP	.267	90	24	3	12	.262	103	27	3	12
RISP	.325	40	13	2	16	.277	47	13	2	16
as Pinch Hitter	.133	15	2	0	0	.188	16	3	0	0
as Designated Hitter	—	—	—	—	—	—	—	—	—	—

MARTINEZ' CAREER FIELDING

Position	PCT.	G	PO	A	E	TC	DP	PB
Second Base	.994	41	65	88	1	154	22	—
Third Base	1.000	11	5	9	0	14	0	—
Shortstop	.878	12	11	25	5	41	4	—

CAREER TRANSACTIONS

- Signed with Kansas City as non-drafted free agent, January 15, 1993.
- Traded to San Francisco as player to be named later in exchange for RHP Jamie Brewington, December 9, 1996.
- Placed on Disabled List Aug. 21-Sept. 4, 1999 with left groin strain.

CAREER HIGHS

- **Most Hits:** 3 (5 times), last: August 20, 1999 at Milwaukee
- **Most RBI:** 2 (5 times), last: August 20, 1999 at Milwaukee
- **Most Home Runs:** 1 (5 times), last: August 20, 1999 at Milwaukee
- **Longest Hitting Streak:** 5 games, August 4 - 9, 1999

Raul Marval

INFILDER



Birthdate: December 13, 1975

2000 Opening Day Age: 24

Birthplace: Maracaibo, Venezuela

Bats: Right **Throws:** Right **Height:** 6-0 **Weight:** 170

M.L. Service: None

How Obtained: Signed as non-drafted free agent, March 5, 1993.

Contract Status: Non-roster invitee

CAREER...24-year-old infielder comes to Giants' camp as non-roster invitee with 7 years of professional experience...has advanced from single-A to triple-A level over last 3 seasons after not rising above single-A in his initial 4 campaigns with organization...is lifetime .248 hitter in 620 minor league games...has been used predominately as shortstop and 2nd baseman, while also seeing limited time at 3rd base...

1999 SEASON...had finest professional season to date, reaching triple-A level for 1st time and spending nearly entire campaign at Fresno...hit .300 (84-for-280) in 97 games with Grizzlies, marking 1st .300 batting average at any level during pro career...also established or equalled career-highs in home runs (7), RBI (46), 2Bs (15) and walks (16)...played 3 positions for Fresno, appearing at shortstop (59 games), 3rd base (12 games) and 2nd base (6 games)...began year at double-A Shreveport...played just 2 games with Captains before promotion...returned to native Venezuela for Winter League, playing for La Guaira...

1998...spent entire season at Shreveport, marking 1st ascension above single-A level...appeared in 96 games for Captains, hitting .236 with 1 HR and 21 RBI...manned shortstop position in all 86 games in which he played in field...**1997**...logged full campaign with single-A Bakersfield...played in career-high 115 games for Blaze, while also posting new career marks in hits (112) and 2Bs (15)...in 437 at-bats, posted .256 batting average...played 90 games at shortstop and 26 at 2nd base...**1996**...split year between single-A affiliates Burlington and San Jose...combined on year, hit .216 (64-for-296) with 16 2Bs and 28 RBI...started season at Burlington, hitting .201 (32-for-137) in 44 games...with San Jose, hit .234 with 6 2Bs and 19 RBI in 39 games...advanced with San Jose to Cal League Championship Series...hit .174 (4-for-23) with 2 RBI in 6 playoff games...**1995**...started season at San Jose, appearing in 10 games before spending majority of season at Burlington...combined between 2 clubs, hit .268 (89-for-332) with HR and 19 RBI in 98 games...**1994**...began year at single-A Clinton...in 81 games, hit .220 with 9 2Bs, 3 3Bs, and 28 RBI...also appeared in 29 games with single-A Everett, hitting .212 with HR and 12 RBI...**1993**...started pro career with Rookie League Scottsdale...

PERSONAL...graduated from Cabudare-lara-Jacinto Lara (VZ) High School...single...resides in Etdo Lara, VZ...

RAUL ARTURO MARVAL

Year	Club	AVG	G	AB	R	H	2B	3B	HR	RBI	SH	SF	HP	BB	SO	SB	CS	E
1993	Scottsdale	.234	19	47	8	11	2	0	0	3	0	1	0	3	4	3	1	8
1994	Clinton	.220	81	273	27	60	9	3	0	28	4	6	2	16	75	4	5	22
	Everett	.212	29	99	9	21	5	0	1	12	1	3	1	4	22	4	4	20
1995	San Jose	.278	10	36	1	10	0	0	0	3	2	0	0	1	5	1	1	4
	Burlington	.267	88	296	42	79	8	2	1	19	3	1	6	10	32	4	6	15
1996	Burlington	.201	44	159	13	32	10	0	0	9	4	2	3	6	12	3	1	15
	San Jose	.234	39	137	19	32	6	0	0	19	4	1	1	9	13	0	0	7
1997	Bakersfield	.256	115	437	41	112	15	3	2	42	6	3	2	11	66	8	6	30
1998	Shreveport	.236	96	296	14	70	6	1	1	21	4	3	1	13	35	2	2	17
1999	Shreveport	.250	2	4	0	1	0	0	0	0	0	0	0	0	1	0	1	0
	Fresno	.300	97	280	42	84	15	1	7	46	9	5	3	16	48	2	3	18
Minor Totals		.252	620	2064	216	521	76	10	12	202	37	25	19	89	313	31	30	186

CAREER TRANSACTIONS

■ Signed by San Francisco as non-drafted free agent, March 5, 1993. Signed by Luis Rosa.

Maurer

Dave Maurer

PITCHER (LH)



Birthdate: February 23, 1975

2000 Opening Day Age: 25

Birthplace: Minneapolis, Minnesota

Bats: Right **Throws:** Left **Height:** 6-2 **Weight:** 205

M.L. Service: None

How Obtained: Selected by Giants in 1999 Rule V draft.

Contract Status: Signed through 2000

CAREER...durable left-handed reliever comes to Giants Spring Training camp after being selected from San Diego's double-A Mobile club in Rule V draft, Dec. 13, 1999...is 6th player ever selected by San Francisco in Rule V draft, joining Mike Johnson (1996), Kim Batiste (1995), Jim McNamara (1993), Rafael Quirico (1992) and Max Venable (1978)...has made 127 appearances in 3 professional seasons, with all outings coming from bullpen...owns lifetime 9-10 mark with 11 saves and 3.08 ERA...has notched 195 strikeouts and just 87 walks in 189.2 innings...

1999 SEASON...pitched at double-A Mobile...posted 4-4 record with 3 saves and 3.63 ERA in career-high 54 outings...led club in both ERA and appearances...held opposing hitters to .221 batting average against...

1998...spent season at single-A Rancho Cucamonga, San Diego's Cal League entry...went 5-2 with 5 saves and 2.70 ERA in 48 contests...marked 2nd straight campaign with sub-3.00 ERA...posted career bests in wins, ERA, saves, innings pitched (83.1) and strikeouts (93)...held opposing hitters to career-low .190 batting average against...**1997**...made professional debut at single-A Clinton...went 0-4 with 3 saves and 2.88 ERA in 25 relief outings...tallied 43 strikeouts and 15 walks in 34.1 innings pitched...

PERSONAL...graduated from Apple Valley (MN) High School...attended Oklahoma State University...was college teammates with Reds' reliever Scott Williamson in 1997...older brother Mike is pitcher in A's organization...father, Thomas, played in Twins' organization...single...resides in Burnsville, MN...

DAVID CHARLES MAURER

Year	Club	W-L	ERA	G	GS	CG	SH	SV	IP	H	R	ER	HR	HB	BB	SO	WP	BK
1997	Clinton	0-4	2.88	25	0	0	0	3	34.1	24	15	11	1	0	15	43	3	1
1998	Rancho Cuc.	5-2	2.70	48	0	0	0	5	83.1	56	27	25	1	1	46	93	8	2
1999	Mobile	4-4	3.63	54	0	0	0	3	72.0	59	30	29	7	3	26	59	6	0
Minor Totals		9-10	3.08	127	0	0	0	11	189.2	139	72	65	9	4	87	195	17	3

CAREER TRANSACTIONS

- Selected by San Diego in 11th round of June 1997 draft.
- Selected by San Francisco in Major League Rule V draft, Dec. 13, 1999.

Michael McMullen

PITCHER (RH)

Birthdate: October 13, 1973

2000 Opening Day Age: 26

Birthplace: Portsmouth, Virginia

Bats: Right **Throws:** Right **Height:** 6-6 **Weight:** 230

M.L. Service: None

How Obtained: Giants #14 selection in June, 1993 Draft.

Contract Status: Non-roster invitee

CAREER...right-handed reliever comes to Giants' spring camp as non-roster invitee...7-year professional began career as starter but has been used exclusively out of bullpen in each of last 4 seasons...has posted 15-12 mark with 16 saves and 3.01 ERA in 189 contests since becoming full-time reliever...has risen from single-A to triple-A level during that period...prior to 1996, had amassed 9-22 record with 5.33 ERA in 67 games (35 starts)...while originally conventional thrower, converted to submarine style prior to 1998 campaign...worked with then-Giant submarine reliever Steve Reed during Spring Training in 1998...

1999 SEASON...spent entire season with triple-A Fresno, marking 1st full year with Giants top affiliate...posted 2-2 record with 4.36 ERA (32er, 66.0ip) in 41 appearances for Grizzlies...limited opposing hitters to .219 batting average against...

1998...in 1st full campaign as submariner, had finest professional season...started year at double-A Shreveport, marking 1st trip above single-A level...went 6-4 with 9 saves and career-best 2.13 ERA (16er, 67.2ip) in 52 relief outings...finished 4th in Texas League in games finished (37), while also ranking 4th among TL relievers in opponents batting average against (.197)...struck out career-high 76 batters on year and his 10.11 strikeouts per 9.0 innings was 4th best among league relievers...was named to Texas League in-season All-Star squad...earned Howe SportsData's Texas League Pitcher of Week honors for April 2-12...was promoted to triple-A Fresno at beginning of September...went 1-0 with 5.40 ERA in 2 regular season games for Grizzlies...also had no decision in 1 post-season appearance with Fresno...**1997**...logged full season at single-A San Jose...posted 6-4 mark with 7 saves and 2.67 ERA...ranked 3rd in California League with career-high 56 appearances...also established career-best with 91.0 innings pitched...**1996**...in 1st full season as reliever, went 0-2 with 2.88 ERA for single-A Burlington...appeared in 38 games and held opposing batters to .234 average against...**1995**...split time between rotation and bullpen for Burlington...went 4-10 with 5.49 ERA in 29 games (11 starts)...tossed only 2 complete games of career as starter...struggled with control, striking out 53 batters while walking 54 in 83.2ip...**1994**...began year at Rookie League Scottsdale...started in 9 of 10 outings, etching 3-3 mark with 3.31 ERA...was transferred to single-A Clinton...posted 1-3 record with 6.29 ERA in 14 appearances (1 start)...**1993**...kicked off professional career with Scottsdale...made 14 starts, going 1-6 with 6.33 ERA...

PERSONAL...graduated from John F. Kennedy (Granada Hills, CA) High School...attended Glendale (CA) Community College...single...resides in St. Louis, MO...

MICHAEL STEPHEN MCMULLEN

Year	Club	W-L	ERA	G	GS	CG	SH	SV	IP	H	R	ER	HR	HB	BB	SO	WP	BK
1993	Scottsdale	1-6	6.33	14	14	0	0	0	64.0	70	60	45	1	5	53	44	12	0
1994	Scottsdale	3-3	3.31	10	9	0	0	0	49.0	47	21	18	2	3	15	40	3	0
	Clinton	1-3	6.29	14	1	0	0	0	24.1	34	25	17	5	1	14	22	4	2
1995	Burlington	4-10	5.49	29	11	2	0	0	83.2	98	76	51	5	9	54	53	9	2
1996	Burlington	0-2	2.88	38	0	0	0	0	56.1	47	22	18	3	5	28	33	5	0
1997	San Jose	6-4	2.67	56	0	0	0	7	91.0	85	37	27	1	5	33	71	6	0
1998	Shreveport	6-4	2.13	52	0	0	0	9	67.2	47	23	16	1	6	41	76	5	0
	Fresno	1-0	5.40	2	0	0	0	0	3.1	2	2	2	0	0	2	2	0	0
1999	Fresno	2-2	4.36	41	0	0	0	0	66.0	52	36	32	5	10	41	56	4	2
Minor Totals		25-22	3.75	108	50	4	1	3	384.1	349	193	160	30	10	176	368	22	5

CAREER TRANSACTIONS

- Selected by San Francisco in 14th round of June, 1993 draft. Signed by George Genovese.

Carlos Mendoza

INFIELDER



Birthdate: November 27, 1979

2000 Opening Day Age: 20

Birthplace: Barquisimeto Lara, Venezuela

Bats: Both **Throws:** Right **Height:** 6-0 **Weight:** 165

M.L. Service: None

How Obtained: Signed as non-drafted free agent, Aug. 15, 1996.

Contract Status: Non-roster invitee

CAREER...20-year-old shortstop has spent 3 years in Giants' organization...switch-hitter comes to camp as non-roster invitee...has advanced 1 level in each season as pro, moving from rookie-league in 1997 to double-A in 1999...

1999 SEASON...logged full season at double-A Shreveport...appeared in career-high 111 games for Captains, hitting .202 (67-for-332) with 3 HRs and 34 RBI...established career standards with 3 HRs, 34 RBI, 16 2Bs and 4 3Bs...posted .951 fielding percentage (24 errors, 491 total chances) in 110 games as shortstop and 1 contest at 2nd base...

1998...hit .214 (78-for-365) in 110 games for single-A San Jose...posted career-highs in average, at-bats, hits, runs scored (36) and stolen bases (11)...hit .192 (5-for-26) in 9 post-season games, as San Jose claimed California League title...**1997**...began professional career as 17-year-old shortstop for Salem-Keizer...hit .208 (22-for-106) in 33 games for Giants' rookie-league affiliate...

PERSONAL...graduated from Colegio Andres Bello (Barquisimeto, VZ)...single...resides in Barquisimeto Lara, VZ...is same hometown as catcher Guillermo Rodriguez...

CARLOS ENRIQUE MENDOZA


Year	Club	AVG	G	AB	R	H	2B	3B	HR	RBI	SH	SF	HP	BB	SO	SB	CS	E
1997	Salem-Keizer	.208	33	106	10	22	0	0	0	6	4	0	1	11	19	6	0	10
1998	San Jose	.214	110	365	36	78	7	3	0	20	12	0	1	19	64	11	8	28
1999	Shreveport	.202	111	332	35	67	16	4	3	34	8	4	6	36	65	1	4	24
Minor Totals		.208	254	803	81	167	23	7	3	60	24	4	8	66	148	18	12	62

CAREER TRANSACTIONS

■ Signed by San Francisco as non-drafted free agent, Aug. 15, 1996. Signed by Luis Rosa.

Damon Minor

INFILDER



Birthdate: January 5, 1974

2000 Opening Day Age: 26

Birthplace: Canton, Ohio

Bats: Left **Throws:** Left **Height:** 6-7 **Weight:** 230

M.L. Service: None

How Obtained: Giants' #12 selection in June 1996 draft.

Contract Status: Signed through 2000.

CAREER...young power prospect appeared on Giants' 40-man roster last season...has clubbed 84 home runs in just 4 professional seasons...has finished among SF farmhand leaders in home runs and RBI in each of past 3 seasons...his 72 home runs and 269 RBI totals over last 3 seasons are highest in Giants minor league system over that period...his twin brother, Ryan, plays for Baltimore Orioles and was starting 3B Sept. 20, 1998 when Cal Ripken, Jr. snapped his consecutive games played streak at 2,632 games...

1999 SEASON...posted impressive offensive numbers in 1999, spending entire season at double-A Shreveport...led Captains in batting average (.273), 2Bs (33), HR (20), RBI (82), walks (80) and games played (136)...his 129 hits were 2nd on club (Michael Byas, 132) while 76 runs scored also ranked 2nd (Chris Magruder, 78)...his RBI total ranked 3rd among all Giants minor leaguers...earned Shreveport's Player of Month honors in May and July...hit .400 (32-for-80) in May, slugging 6 HRs and 11 2Bs...posted .762 slugging percentage during month as he drove in 26 runs in 26 games played...in 26 games during July, hit at .374 clip (34-for-91) with 7 2Bs, 2 3Bs and 5 home runs...also drove in 15 runs and scored 22 during 2nd award winning month...was named Texas League Player of Week by Howe SportsData for week ending May 23...went 9-for-16 (.563) with 4 2Bs, 2 HR, 7 RBI and 3 runs scored in 6 games during award-winning week...was named 1999 Harry S. Jordan Award winner for best 1st-year player in Major League Spring Training...award, which is voted on by teammates, is named in honor of longtime Giants minor league trainer and is given in recognition of player whose performance and dedication in Spring Training best exemplifies San Francisco Giants spirit...following season, played with Mochis in Mexican Winter League...

1998...split season between double-A Shreveport and single-A San Jose...tied for 3rd in SF organization with 21 home runs, while tying for 3rd with 88 RBI...produced his finest monthly power numbers in May (5 HRs, 17 RBI) and June (6 HRs, 19 RBI), but hit only .202 and .220, respectively...was transferred to San Jose July 11...found his stroke, hitting .284 (50-for-176) with 10 2Bs, 3B, 7 HRs and 36 RBI in 48 contests...fashioned .295 average (23-for-78) with 3 HRs and 10 RBI in 20 contests for Giants in July...led SJ with 8 RBI in 9 California League post-season contests, hitting 294 (10-for-34) with 2 2Bs and HR...**1997**...posted his finest season to date with single-A Bakersfield, establishing career-highs in average (.289), games (140), runs (98), 2Bs (34), HRs (31) and RBI (99)...earned both in-season and post-season California League honors...his HR and RBI totals were good enough for 2nd and 4th, respectively, among Giants minor leaguers...finished 2nd on club in roundtrippers to Mike Glendenning's 33, while logging 4th highest total in California League...also ranked among league leaders in games (1st), walks (2nd), total bases (283, 3rd), extra-base hits (66, T3rd) and runs (5th)...joined Glendenning to become 1st pair of Bakersfield teammates to hit 30-or-more home runs in same season since 1954...their 123 combined clouts was 3rd highest total in Blaze's 51-year history...was organization's Player of Month at Bakersfield for April, when he led minor leagues with 11 HRs and was 2nd in country with 32 RBI...also struck out 143 times on sea-

son, 5th highest total in California League... **1996**...opened his professional career at rookie-league Bellingham...tied for team lead with 12 HRs, while leading Giants with 55 RBI...was 2nd in Northwest League with 47 walks, but was 4th with 86 strikeouts...

PERSONAL...graduated from Hammon (OK) High School in 1992...attended University of Oklahoma, where he was member of 1994 NCAA Champion Sooner baseball team...was teammate of Giants pitcher Russ Ortiz at OU...single...resides in Edmond, OK...

DAMON REED MINOR

Year	Club	AVG	G	AB	R	H	2B	3B	HR	RBI	SH	SF	HP	BB	SO	SB	CS	E
1996	Bellingham	.242	75	269	44	65	11	1	12	55	1	1	5	47	86	0	2	5
1997	Bakersfield	.289	140	532	98	154	34	1	31	99	0	5	5	87	143	2	1	22
1998	Shreveport	.239	81	289	39	69	11	1	14	52	0	2	6	30	51	1	0	8
	San Jose	.284	48	176	26	50	10	1	7	36	0	1	2	28	40	0	1	6
1999	Shreveport	.273	136	473	76	129	33	4	20	82	0	3	8	80	115	1	0	9
Minor Totals		.269	480	1739	96	467	99	8	84	324	1	12	26	272	435	4	4	50

CAREER TRANSACTIONS

- Selected by San Francisco in 12th round of June 1996 draft. Signed by Mike Keenan.

Doug Mirabelli

CATCHER



Pronunciation: (mirr-uh-BEL-ee)

Birthdate: October 18, 1970

2000 Opening Day Age: 29

Birthplace: Kingman, Arizona

Bats: Right **Throws:** Right **Height:** 6-1 **Weight:** 218

M.L. Service: 1 year, 36 days

How Obtained: Giants' #5 selection in June 1992 Draft.

Contract Status: Signed through 2000

CAREER...backstop climbed way up Giants organization as solid defensive catcher and improved batsman...has seen action at big league level in each of last 4 seasons...is former 3-time All-American at Wichita State University, where he played on 1990 NCAA Championship squad...

1999 SEASON...made 2 appearances on SF roster...hit .253 (22-for-87) with 1 HR and 10 RBI in 33 games on campaign...entered 1999 with only 42 at-bats in 25 Major League contests...hit .267 (20-for-75) with 5 2Bs, HR and 5 RBI in 24 games as starter...SF posted 15-9 record in his 24 starts...threw out 7 of 22 (31.8%) attempted base stealers on season...pitchers logged 4.11 ERA (96er, 210.1ip) with him behind plate...was recalled from triple-A Fresno prior to June 17 game vs. Chicago, taking roster spot of disabled Scott Servais...appeared in 9 games (7 starts) in 1st stint with big club from June 17 - July 7...hit safely in 5 of 7 starts during period (9-for-23, .391), including pair of career-high 3-hit games (June 29 vs. Colorado and June 19 vs. Chicago)...slugged 2nd career HR June 26 vs. Los Angeles, solo shot in 7th inning (off Carlos Perez)...was optioned back to Fresno July 9 when Servais returned from rehab assignment...was recalled from triple-A Fresno prior to Aug. 10 contest at Florida...remained with big club for remainder of season...at time of initial recall, was 2nd in PCL in hitting (.346), going 79-for-228 with 50 runs, 17 2Bs, 3B, 10 HRs, 36 RBI and 7 SBs in 62 games for Grizzlies...posted solid numbers in 86 games overall for Fresno, hitting .313 (100-for-320) with 24 2Bs, 3B, 14 HRs and 51 RBI...batting average ranked 6th among all Giants minor leaguers...appeared in 66 games at catcher and 19 at 1B...was named Fresno Player of Month for April after hitting .325 with 5 2Bs, 3B, 11 RBI and 15 runs scored in 22 games...

1998...logged majority of campaign at Fresno, marking 4th straight year he's played for Giants' top farm club...also had 3 stints with San Francisco, hitting .235 (4-for-17) with HR and 4 RBI in 10 contests...proved to be Giants' most proficient catcher in terms of thwarting stolen base attempts, logging 57.1 percent success ratio (4-for-7)...posted his 2nd-highest home run (13) and RBI (53) totals of his minor league career for Grizzlies...served as Fresno's primary catcher, working in 83 contests behind plate...got off to solid start for Grizzlies, hitting .297 (11-for-37) with 2 HRs and 5 RBI over 13 contests in April...was recalled to San Francisco May 9 when Brian Johnson was placed on Disabled List...appeared in 3 contests (2 starts) during his initial stint, going 1-for-4 with 2B...returned to Fresno May 21 when Johnson was activated from DL...posted finest month of campaign in June, hitting at .321 clip (26-for-81) with 6 2Bs, 3B, 3 HRs and 18 RBI...was recalled by Giants July 24 when Johnson went on DL again with broken right thumb...his 2nd stint with big club was July 24-Aug. 6, during which he appeared in 5 contests (3 starts)...during that stretch he hit .167 (2-for-12) with 2 RBI...both of those RBI came Aug. 5 at New York, marking 1st multi-RBI contest of his career...was added to big league roster Sept. 1...drilled his 1st big league home run Sept. 19 off Los Angeles' Mark Guthrie, 2-run pinch clout...**1997**...spent most of campaign at triple-A Phoenix while making 2 different appearances on Giants' roster...only saw action in 6 Major League games, going 1-for-7...was recalled from Phoenix prior to Aug. 18 game in Philadelphia, taking roster spot of disabled Damon Berryhill...was with big club Aug. 18-31, going 1-for-4 in 2 contests (1 start)...was optioned to single-A Salem Keizer Aug. 31 so that Giants could place Dante Powell on post-season roster...was paper move for Mirabelli as he never joined Volcanoes...returned to big league roster Sept. 4...saw action 4 times during final recall, entering as defensive replacement each time (0-for-3)...overall with Phoenix, hit .265 (88-for-332) with 23 2Bs, 2 3Bs, 8 HRs, 48 RBI, 58 BBs, 69 SOs and 1 SBs (2 CSs) in 100 games...**1996**...made successful climb to majors, earning late-season call-up...appeared with 3 clubs on year, establishing new highs in average (.295), games (115), runs (60), hits (112), doubles (23), home runs (21) and RBI (78)...entered 1996 with 5 career HRs and surpassed that total June 8, when he clubbed his 6th and 7th clouts at Jackson...split April between double-A Shreveport and triple-A Phoenix...opened campaign with Captains and played in 4 games (2-for-14) before being promoted to Firebirds...hit .298 with 7 RBI in 14 games with Firebirds...was returned to Shreveport April 25 when Marcus Jensen rejoined Phoenix...hit .400 (18-for-45) with 3 2Bs, 3 HRs and 10 RBI from May 4-20...went on 21-game tear July 3-25, posting .366 mark (26-for-71) with 5 2Bs, 5 HRs and 18 RBI...had contract purchased from double-A Shreveport after Aug. 25 game vs. Expos, taking roster spot of disabled Tom Lampkin...made Major League debut Aug. 27 vs. Philadelphia, entering on double switch and going 0-for-1...made 1st career start Sept. 1 in New York, collecting 1st ML hit (2B off Bobby Jones) while finishing 1-for-3 with walk...had finest day of young career Sept. 14 vs. Pittsburgh, when he went 2-for-5 with run scored... participated in Arizona Fall League, batting .261 (24-for-92) with 9 2Bs, 1 HR, and 12 RBI in 27 games at Scottsdale...**1995**...divided his season between Phoenix and Shreveport...began year at triple-A level, however after hitting just .167 (11-for-66) with no home runs and 7 RBI in 23 contests with Firebirds was transferred to double-A May 25...split time behind plate with Marcus Jensen after transfer, regaining his hitting stroke as he finished season hitting at .302 clip (38-for-126) in 40 games with Captains...overall, appeared in 53 games at catcher and 3 at 1st base...**1994**...experienced 1st year at double-A level, splitting time at catcher (65 games) with Eric Christopherson (79 contests)...also appeared in 11 games at 1st base...struggled at plate through most of campaign, hitting at .220 pace while being limited to just 12 extra-base hits in 255 at-bats...1993...spent year at single-A San Jose, making 113 appearances behind plate...named California League In-Season All-Star...posted solid season at plate, batting .270 with 19 2Bs, 1 HR and 48 RBI...received 72 walks, while striking out just 55 times...ranked 2nd on club in walks, 3rd in games, 5th in doubles and runs scored (58) and 6th in RBI...1992...assigned to advanced single-A level his 1st year in professional ball, making jump from collegiate ranks after June draft...was thrown right into action, appearing in 53 games for San Jose...

A GIANT IN THE COMMUNITY...supports Giants Community Fund and Jr. Giants baseball...participates in Giants Rewards program and Kids Club activities...

PERSONAL...graduated from Valley (Las Vegas, NV) High School in 1989...4-time National League Cy Young winner Greg Maddux is also graduate of Valley High...married (Kristin Klumpp, Sept. 25, 1993)...resides in Orlando, FL...

DOUGLAS ANTHONY MIRABELLI

Year	Club	AVG	G	AB	R	H	2B	3B	HR	RBI	SH	SF	HP	BB	SO	SB	CS	E
1992	San Jose	.232	53	177	30	41	11	1	0	21	2	2	4	24	17	1	3	10
1993	San Jose	.270	113	271	58	100	10	2	1	48	2	4	4	72	55	0	4	9
1994	Shreveport	.220	85	255	23	56	8	0	4	24	2	0	0	36	48	3	1	3
1995	Phoenix	.167	23	66	3	11	0	1	0	7	0	2	1	12	10	1	0	2
	Shreveport	.302	40	126	14	38	13	0	0	16	2	0	0	20	14	1	0	3
1996	Phoenix	.298	14	47	10	14	7	0	0	7	1	1	6	4	7	0	1	7
	Shreveport	.295	115	380	60	112	23	0	21	70	0	0	1	76	49	0	0	2
	San Francisco	.222	9	18	2	4	1	0	0	1	0	0	3	4	0	0	0	
1997	Phoenix	.265	100	332	49	88	23	2	8	48	3	1	7	58	69	1	2	4
	San Francisco	.143	6	7	0	1	0	0	0	0	0	0	1	3	0	0	0	
1998	Fresno	.260	85	265	45	69	12	2	13	53	3	1	3	53	55	2	0	3
	San Francisco	.235	10	17	2	4	2	0	1	4	0	0	2	6	0	0	1	
1999	Fresno	.313	86	320	63	100	24	1	14	51	0	5	1	48	56	8	2	5
	San Francisco	.253	33	87	10	22	6	0	1	10	0	1	1	9	25	0	0	0
Minor Totals		.281	714	2239	355	629	131	9	61	345	15	16	27	403	380	17	13	48
M.L. Totals		.240	58	129	14	31	9	0	2	15	0	1	1	15	38	0	0	1

MIRABELLI VS. 2000 OPPONENTS

	1999					CAREER				
	AVG	AB	H	HR	RBI	AVG	AB	H	HR	RBI
vs. Arizona	.000	6	0	0	0	.000	6	0	0	0
Atlanta	.500	2	1	0	2	.500	2	1	0	0
Chicago	.308	13	4	0	2	.267	15	4	0	2
Cincinnati	—	—	—	—	—	.143	7	1	0	0
Colorado	.556	9	5	0	1	.462	13	6	0	2
Florida	.500	6	3	0	1	.429	7	3	0	1
Houston	—	—	—	—	—	—	—	—	—	—
Los Angeles	.273	11	3	1	2	.333	12	4	2	4
Milwaukee	.333	9	3	0	1	.333	9	3	0	1
Montreal	.125	8	1	0	1	.154	13	2	0	1
New York	.000	10	0	0	0	.105	19	2	0	2
Philadelphia	.250	4	1	0	0	.200	5	1	0	0
Pittsburgh	.000	2	0	0	0	.286	7	2	0	0
St. Louis	—	—	—	—	—	.000	3	0	0	0
San Diego	.143	7	1	0	0	.125	8	1	0	0
San Francisco	—	—	—	—	—	—	—	—	—	—
Anaheim	—	—	—	—	—	—	—	—	—	—
Oakland	—	—	—	—	—	—	—	—	—	—
Seattle	—	—	—	—	—	—	—	—	—	—
Texas	—	—	—	—	—	.333	3	1	0	0
Interleague	—	—	—	—	—	.333	3	1	0	0

MIRABELLI'S CAREER IN BALLPARKS

	AVG	AB	H	HR	RBI		AVG	AB	H	HR	RBI
at Arizona	—	—	—	—	—	at New York	.143	14	2	0	2
Atlanta	—	—	—	—	—	Philadelphia	—	0	0	0	0
Chicago	.125	8	1	0	0	Pittsburgh	—	—	—	—	—
Cincinnati	.000	3	0	0	0	St. Louis	—	—	—	—	—
Colorado	.375	8	3	0	2	San Francisco	—	—	—	—	—
Florida	.250	4	1	0	0	San Diego	.143	7	1	0	0
Houston	—	—	—	—	—	Anaheim	—	—	—	—	—
Los Angeles	.000	5	0	0	0	Oakland	—	—	—	—	—
Milwaukee	.333	3	1	0	0	Seattle	—	—	—	—	—
Montreal	.000	3	0	0	0	Texas	—	—	—	—	—

MIRABELLI BY MONTH

	1999					CAREER				
	AVG	AB	H	HR	RBI	AVG	AB	H	HR	RBI
In March/April	—	—	—	—	—	—	—	—	—	—
May	—	—	—	—	—	.250	4	1	0	0
June	.474	19	9	1	5	.474	19	9	1	5
July	.167	6	1	0	0	.154	13	2	0	0
August	.143	28	4	0	1	.158	38	6	0	3
Sept./Oct.	.235	34	8	0	4	.236	55	13	1	7
Before ASB	.400	25	10	1	5	.379	29	11	1	5
After ASB	.194	62	12	0	5	.200	100	20	1	10

MIRABELLI'S STATISTICAL BREAKDOWN

	1999					CAREER				
	AVG	AB	H	HR	RBI	AVG	AB	H	HR	RBI
Home	.302	53	16	1	9	.297	74	22	2	11
Road	.176	34	6	0	1	.164	55	9	0	4
Day	.286	42	12	1	9	.271	70	19	2	12
Night	.222	45	10	0	1	.203	59	12	0	3
Grass	.253	81	22	1	10	.252	123	31	2	15
Turf	—	—	—	—	—	.000	6	0	0	0
vs.LHP	.240	25	6	1	1	.243	37	9	2	3
vs.RHP	.258	62	16	0	9	.239	92	22	0	12
RISP	.304	23	7	0	9	.323	31	10	1	14
as Pinch Hitter	.200	5	1	0	1	.286	7	2	1	3
as Designated Hitter	—	—	—	—	—	—	—	—	—	—

MIRABELLI'S CAREER FIELDING

Position	PCT.	G	PO	A	E	TC	DP	PB
Catcher	.996	54	235	17	1	235	2	0

CAREER TRANSACTIONS

- Selected by San Francisco in 5th round of June 1992 draft. Signed by Mike Keenan.

CAREER HIGHS

- **Most Hits:** 3 (twice), last: June 29, 1999 vs. Colorado
- **Most RBI:** 2 (5 times), last: September 12, 1999 vs. Atlanta
- **Most Home Runs:** 1 (twice), last: June 26, 1999 vs. Los Angeles
- **Career Grand Slams:** None
- **Longest Hitting Streak:** 4 games, June 22 - 29, 1999

Pedro Mota

OUTFIELDER



Birthdate: February 28, 1978

2000 Opening Day Age: 22

Birthplace: San Pedro de Macoris, Dominican Republic

Bats: Left **Throws:** Left **Height:** 6-2 **Weight:** 195

M.L. Service: None

How Obtained: Signed as non-drafted free agent, July 4, 1995.

Contract Status: Non-roster invitee

CAREER...22-year-old outfielder comes to Giants Spring Training camp as non-roster invitee...has spent all 5 professional seasons in Giants organization...has made pair of extended stays on Disabled List with shoulder and hand injuries...

1999 SEASON...played entire year at single-A San Jose...posted career highs in nearly every offensive category, including batting average (.269), games (50), at-bats (171), runs scored (26), hits (+6), triples (4), home runs (3) and RBI (19)...went 4-for-22 (.182) with 3 RBI in 9 California League playoff games...

1998...made 3 stops along organizational chain, splitting season between San Jose, Salem-Keizer and Bakersfield...overall, hit .192 (24-for-125) in 38 contests...started year at San Jose, hitting .218

in 15 games before being placed on Disabled List with fractured finger...after coming off DL, was transferred to rookie-league Salem-Keizer...hit .118 in 8 contests with Volcanoes before being promoted to Bakersfield...in 15 games with California League Blaze, hit .189...**1997**...spent campaign with San Jose, his 1st at single-A level...started season late due to rotator cuff injury from previous year...appeared in 13 games, hitting .161...**1996**...played for Giants Dominican Summer League team...hit .257 with HR and 12 RBI in 28 games...stole career-high 6 bases...injury cut season short in early July...**1995**...broke into professional ball with Giants Dominican Summer League entry...played in 36 games, 2nd highest total of career...hit .236 with 13 RBI...

PERSONAL...graduated from Jose Joaquin Perez (San Pedro de Macoris, DR) High School...single...resides in San Pedro de Macoris, DR...

PEDRO ALEXIS MOTA

Year	Club	AVG	G	AB	R	H	2B	3B	HR	RBI	SH	SF	HP	BB	SO	SB	CS	E
1995	DSL-Giants	.236	36	110	11	26	4	2	0	13	1	1	1	15	24	4	1	—
1996	DSL-Giants	.257	28	74	16	19	1	2	1	12	0	1	0	9	8	6	3	—
1997	San Jose	.161	13	31	2	5	1	0	0	2	0	0	0	1	13	1	1	2
1998	San Jose	.218	15	55	2	12	3	0	0	4	1	0	0	2	16	2	1	1
	Salem-Keizer	.118	8	17	0	2	1	0	0	0	0	0	0	3	4	0	1	1
1999	Bakersfield	.189	15	53	8	10	1	1	0	2	0	0	0	4	15	2	1	0
	San Jose	.269	50	171	26	46	3	4	3	19	2	2	0	12	38	3	7	4
Minor Totals		.235	165	511	26	120	14	9	4	52	4	4	1	46	118	18	15	8

CAREER TRANSACTIONS

■ Signed by San Francisco as non-drafted free agent, July 4, 1995. Signed by Luis Rosa.

Bill Mueller

INFIELDER



Pronunciation: (MIL-ler)

Birthdate: March 17, 1971

2000 Opening Day Age: 29

Birthplace: Maryland Heights, Missouri

Bats: Both **Throws:** Right **Height:** 5-10 **Weight:** 180

M.L. Service: 3 years, 63 days

How Obtained: Giants' #15 selection in June 1993 Draft.

Contract Status: Signed through 2000 (signed 3-year contract prior to 1998 season)

CAREER...owns career .297 batting average in 4 Major League seasons...has hit .290 or higher each year, including .294 in 1998...led Giants regulars with .292 average in 1997...excelled in ML debut in 1996, posting .330 mark for San Francisco in 55 big league contests...hit at least .300 at every stop in Giants' minor league chain except for his .297 mark at Phoenix in 2nd half of 1995...

1999 SEASON...battled back from Opening Day injury to bat .290 on season (120-for-414) with 24 2Bs, 2 HR and 36 RBI...appeared in 116 games after missing 37 games while on Disabled List April 6-May 16...started 103 of 123 games after coming off DL May 17, reaching base safely in 98 of 115 games played (85.2%)...hit just .211 (20-for-95) in month of September, seeing average drop 14 points during span (from .304 on Aug. 31 to final .290)...prior to rough September, hit .373 (38-for-102) with 6 2Bs, HR, 7 RBI and 15 runs scored in 29 games from July 25-Aug. 31...raised batting average 36 points during hot streak (from .268 to .304)...was placed on 15-day DL following April 5 game at Cincinnati, having suffered non-displaced fracture to left big toe...injury occurred in 1st at-bat of campaign (2nd SF batter on day), as he was hit by pitch from Brett Tomko...was reinstated from Disabled List May 16...produced his 1st multi-hit game of campaign

May 25 at St. Louis, finishing 2-for-5 with grand slam, 4 RBI, walk and 3 runs scored...slam was 2nd of his career, 5th-inning shot off Kent Mercker...prior to coming off DL, batted .417 (5-for-12) with 3 runs, 3B and 6 RBI in 3 games at triple-A Fresno May 11-13 on rehab assignment...

1998...marked his 2nd full season and 3rd in majors with Giants...made 132 starts on year (126 at 3B, 6 at 2B), serving as near everyday 3rd baseman...was extremely consistent on season, hitting safely in 102 of his 145 contests overall (70.3%), while going hitless in 3-or-more straight games only 3 times...held his average at .292-or-better throughout season...produced career highs in games (145), hits (157), 2Bs (27), HRs (9), RBI (59), walks (79) and runs scored (93)...had career-high 17-game hitting streak April 24-May 14...during streak, was 28-for-67 (.418) with 9 2Bs, 1 HR, 8 RBI, 15 runs scored and 9 walks...had streak snapped in 2nd game of May 14 doubleheader vs. Montreal, going hitless in 4 at-bats...extended string to 17 straight contests in 1st game of twinbill, going 2-for-5 (with 2B and RBI) to mark longest hit streak by Giant since Robby Thompson hit in 21 straight games in 1993...when streak ended, had moved up to 7th in NL batting with .360 mark...slugged pair of home runs April 5 in Arizona (both solo shots off Andy Benes), marking 1st multi-homer game of his career...drilled his 1st career pinch HR May 22 in St. Louis off Jeff Brantley to tie game 3-3 in 9th...due to Jeff Kent's injury, made just his 9th career start at 2B June 13 at San Diego (1st since Sept. 28, 1996 at Colorado)...made 6 starts at 2B on year, while owning .967 fielding mark in 9 games total at position (1 defensive miscue in 30 total chances)...went 4-for-5 with 2 runs scored and 2 Bs Sept. 16 at Arizona to equal his career-high for hits...other 4-hit outings were May 21 at Milwaukee and July 23, 1997 vs. Philadelphia...slugged 1st career grand slam Sept. 19 vs. Los Angeles, 3rd inning clout off Ismael Valdes...finished year strong, going 33-for-111 (.297) with 5 2Bs, 3 HRs, 19 RBI in his last 31 games, including 15-for-48 (.313, 11 RBI) in his last 11 contests...1997...although shared time with Mark Lewis at 3rd base, posted .292 average with 7 home runs and 44 RBI...went 53-for-162 (.327) with 15 2Bs, 2 3Bs, 3 HRs, 20 RBI in his last 47 games, hitting safely in 33 contests (16 multi-hit efforts) during that span...hit .312 (64-for-205) after All-Star Break, improving on 1st half average by 42 points...ranked 4th among NL 3rd baseman in fielding with .956 mark (317 total chances, 14 errors)...his start at 3rd base in April 1 opener vs. Pirates marked 1st time anyone other than Matt Williams had started at hot corner for SF in season's lid-lifter since 1988 (Kevin Mitchell)...finished 1-for-4 on afternoon...drilled 1st Major League home run June 10, solo shot off Florida's Rob Stanifer...was placed on 15-day Disabled List following June 30th game at Seattle after X-rays revealed fractured right index finger...suffered injury fielding Andres Galarraga's 9th inning groundout June 29 in Colorado...had career-best day in hits and RBI July 23 vs. Philadelphia, going 4-for-4 with HR (#4), HBP, stolen base and 5 RBI...homer Aug. 13 vs. Chicago came off lefty Bob Patterson, marking his 1st roundtripper as right-handed batter...**1996**...had 3 different stints with big club in 1996, shuttling back and forth from triple-A Phoenix prior to finishing year in majors from Aug. 5 through end of season...was extremely consistent during his ML stint, hitting safely in 39 of his 55 games with SF...started 40 games at 3rd base, with Giants going 20-20 in those games, and 8 at 2nd base (2-6)...despite playing only part of season with Giants, ranked 7th on club with 20 multi-hit games...was recalled from triple-A Phoenix April 17 after Giants placed Kim Batiste on 15-day DL with strained left knee...in 12 games with Phoenix prior to recall, he hit .260 (13-for-50) with 2 doubles, triple and 8 RBI...was with Giants from April 18-20 in Chicago, going 1-for-2 in 2 games...made big league debut April 18 at Chicago as pinch hitter...collected 1st ML hit April 19 at Wrigley Field, pinch single off Terry Adams...returned to Phoenix when Robby Thompson came off DL April 20...was recalled from Phoenix July 22 and made 1st Major League start vs. Cubs...went 0-for-4...was optioned to Phoenix July 25 when Allen Watson was reinstated from Disabled List...was recalled from triple-A Phoenix for 3rd and final time Aug. 5, taking roster spot of disabled Matt Williams...hit safely in 37-of-46 starts (38 at 3B, 8 at 2B) during his 3rd recall, going 64-for-185 (.346) with 19 RBI in those starts...**1995**...embarked on 3rd professional campaign, debuting at double-A level with Shreveport...played in 88 games for Captains, starting 87 (85 at 3B, 2 at SS)...posted solid .309 mark to go with 56 runs, 16 2Bs, 2 3Bs, HR and 39 RBI...boasted team-high .407 on-base percentage while drawing 53 free passes and striking out only 36 times...provided solid glove work for Shreveport, committing only 5 defensive miscues in 88 games...was promoted to triple-A Phoenix in mid-July...**1994**...finished 2nd on single-A San Jose with .302 batting average...moved over to 3B, playing 119 contests at hot corner while also making 4 starts at 2B and 1 at SS...paced California League with .435 on-base percentage, drawing league-high 103 free passes...his walk total was highest of any single-A player in country...also led CL with 9 triples...was selected to California League All-Star Game as reserve and went 0-for-2...**1993**...began professional career at rookie-league Everett...was plagued by sore elbow early in campaign but rebounded to claim everyday 2B job, appearing in 50 games and 4 more at SS...tied for 4th in Northwest League with .300 mark...paced circuit with .425 on-base percentage, working 42 walks and fanning only 17 times from his leadoff position...

A GIANT IN THE COMMUNITY...is large advocate of San Francisco Boys & Girls Club, hosting baseball clinics at Candlestick Park and doing public service announcements...along with John Johnstone, visited sick and wellness clinics at San Francisco General Hospital, largest public medical facility in San Francisco...is also active with UCSF Hospital, visiting critically ill children in their pediatric ward...donated money raised from memorabilia auctions to hospital...was toy soldier in Oakland Ballet's fundraising presentation of "The Nutcracker"...has adopted Big Brothers & Big Sisters of San Francisco/The Peninsula as his charity...hosts members of organization to ballpark and presents awards at their banquets...lends his support to Wender Weis Foundation, organization that provides relief to abused and neglected children in Bay Area...was one of 5 spokesmen for Giant Pacific Bell Reading Program, visiting Marin City Public Library to encourage youngsters to participate in regional summer reading program...also participated in SportsChannels (now Fox Sports Net) "Sports in the Classroom" program, visiting Marin Catholic High School...conducted baseball clinics for Wu Yee Children's Services, helping to bridge gap for disadvantaged and low-income children from other cultures...also lends his time to American Sports Institute, another youth-oriented organization...serves as Giants' spokesman for Traffic Safety Day programs, which promote traffic safety throughout Bay Area...also assists with Giants Kids and Rewards Clubs activities...

PERSONAL...graduated from DeSmet (St. Louis, MO) High School in 1989...attended Southwest Missouri State (Springfield, MO) University...single...resides in Maryland Heights, MO...

WILLIAM RICHARD MUELLER

Year	Club	AVG	G	AB	R	H	2B	3B	HR	RBI	SH	SF	HP	BB	SO	SB	CS	E
1993	Everett	.300	58	200	31	60	8	2	1	24	6	2	3	42	17	13	6	10
1994	San Jose	.302	120	431	79	130	20	9	5	72	1	6	3	103	47	4	8	29
1995	Shreveport	.309	88	330	56	102	16	2	1	39	1	5	4	53	36	6	5	5
	Phoenix	.297	41	172	23	51	13	6	2	19	6	1	0	19	31	0	0	7
1996	Phoenix	.302	106	440	73	133	14	6	4	36	0	3	1	44	40	2	5	11
	San Francisco	.330	55	200	31	66	15	1	0	19	1	2	1	24	26	0	0	6
1997	San Francisco	.292	128	390	51	114	26	3	7	44	6	6	3	48	71	4	3	14
1998	San Francisco	.294	145	534	93	157	27	0	9	59	3	5	1	79	83	3	3	19
1999	San Francisco	.290	116	414	61	120	24	0	2	36	8	2	3	65	52	4	2	12
	Fresno	.417	3	12	3	5	0	1	0	6	0	1	0	0	0	0	0	3
Minor Totals		.302	416	1585	265	478	61	26	13	196	14	18	11	262	171	25	24	65
M.L. Totals		.297	444	1538	236	457	92	4	18	158	18	15	8	216	232	11	8	51

DIVISION SERIES RECORD

Year	Club	AVG	G	AB	R	H	2B	3B	HR	RBI	SH	SF	HP	BB	SO	SB	CS	E
1997	SF vs. FLA	.250	3	12	1	3	0	0	1	1	0	0	0	0	0	0	1	0

MUELLER VS. 2000 OPPONENTS

	1999					CAREER				
	AVG	AB	H	HR	RBI	AVG	AB	H	HR	RBI
vs. Arizona	.280	25	7	0	1	.283	60	17	2	5
Atlanta	.261	23	6	0	1	.250	60	15	0	4
Chicago	.391	23	9	0	2	.348	89	31	3	14
Cincinnati	.238	21	5	0	1	.244	90	22	1	8
Colorado	.522	23	12	0	3	.324	111	36	0	12
Florida	.333	21	7	0	3	.333	72	24	3	13
Houston	.182	11	2	0	0	.289	76	22	0	5
Los Angeles	.176	51	9	0	1	.195	123	24	2	10
Milwaukee	.278	18	5	0	0	.328	58	19	0	5
Montreal	.286	14	4	0	1	.300	90	27	0	7
New York	.364	11	4	0	1	.356	90	32	0	7
Philadelphia	.405	37	15	1	7	.391	115	45	2	21
Pittsburgh	.227	22	5	0	2	.298	124	37	0	10
St. Louis	.364	33	12	1	6	.278	133	37	3	14
San Diego	.238	21	5	0	1	.269	104	28	0	6
San Francisco										
Anaheim	.273	11	3	0	0	.343	35	12	2	5
Oakland	.217	23	5	0	5	.292	48	14	0	8
Seattle	.333	15	5	0	1	.258	31	8	0	2
Texas	.000	11	0	0	0	.241	29	7	0	2
Interleague	.217	60	13	0	6	.287	143	41	2	17

MUELLER'S CAREER IN BALLPARKS

	AVG	AB	H	HR	RBI		AVG	AB	H	HR	RBI
at Arizona	.414	29	12	2	3	at New York	.340	47	16	0	5
Atlanta	.276	29	8	0	2	Pittsburgh	.289	45	13	0	3
Chicago	.383	47	18	1	7	Philadelphia	.411	56	23	0	11
Cincinnati	.200	45	9	1	6	St. Louis	.246	69	17	3	9
Colorado	.388	67	26	0	8	San Diego	.143	7	1	0	0
Florida	.396	48	19	3	9	San Francisco	—	—	—	—	—
Houston	—	—	—	—	—	Anaheim	.438	16	7	1	3
Los Angeles	.164	67	11	0	2	Oakland	.367	30	11	0	3
Milwaukee	.294	34	10	0	3	Seattle	—	—	—	—	—
Montreal	.275	40	11	0	4	Texas	.200	15	3	0	0

MUELLER BY MONTH

1999						CAREER				
	AVG	AB	H	HR	RBI	AVG	AB	H	HR	RBI
In March/April	—	0	0	0	0	.316	155	49	2	12
May	.222	45	10	1	8	.290	210	61	4	29
June	.330	97	32	0	10	.278	266	74	2	25
July	.247	85	21	0	4	.270	204	55	3	18
August	.378	82	31	1	6	.355	318	113	6	36
Sept./Oct.	.248	105	26	0	8	.273	385	105	1	38
Before ASB	.291	175	51	1	19	.289	684	198	9	70
After ASB	.289	239	69	1	17	.303	854	259	9	88

MUELLER'S STATISTICAL BREAKDOWN

1999						CAREER				
	AVG	AB	H	HR	RBI	AVG	AB	H	HR	RBI
Home	.291	196	57	1	18	.282	749	211	7	76
Road	.289	218	63	1	18	.312	789	246	11	82
Day	.308	182	56	0	19	.290	704	204	8	72
Night	.276	232	64	2	17	.303	834	253	10	86
Grass	.286	353	101	2	29	.295	1299	383	17	130
Turf	.311	61	19	0	7	.310	239	74	1	28
vs.LHP	.248	113	28	2	14	.280	347	97	7	49
vs.RHP	.306	301	92	0	22	.302	1191	360	11	109
RISP	.284	102	29	1	32	.281	377	106	7	138
as Pinch Hitter	.000	6	0	0	0	.042	24	1	1	3
as Designated Hitter	—	—	—	—	—	—	—	—	—	—

MUELLER'S CAREER FIELDING

Position	PCT.	G	PO	A	E	TC	DP	PB
Second Base	.958	21	45	34	3	72	12	—
Third Base	.956	413	283	765	48	1096	77	—

CAREER TRANSACTIONS


- Selected by San Francisco in 15th round on June 1993 draft. Signed by Todd Thomas.
- Placed on Disabled List July 1-16, 1997 with fractured right index finger.
- Placed on Disabled List April 6-May 16, 1999 (including rehabilitation assignment to Fresno May 11-17) with fractured left big toe.

CAREER HIGHS

- **Most Hits:** 4 (3 times), last: September 16, 1998 at Arizona
- **Most RBI:** 5, July 23, 1997 vs. Philadelphia
- **Most Home Runs:** 2, April 5, 1998 at Arizona
- **Career Grand Slams:** 2, last: May 25, 1999 at St. Louis (off Kent Mercker)
- **Longest Hitting Streak:** 17 games, April 24-May 14, 1998

Calvin Murray

OUTFIELDER



Pronunciation: (MUR-ee)

Birthdate: July 30, 1971

2000 Opening Day Age: 28

Birthplace: Dallas, Texas

Bats: Right **Throws:** Right **Height:** 5-11 **Weight:** 190

M.L. Service: 38 days

How Obtained: Giants' #1 selection (7th overall pick) in June 1992 Draft.

Contract Status: Signed through 2000

CAREER...former 1st round pick made Major League debut in 1999 after showing great perseverance over past few seasons...was named Pacific Coast League Player of Year in 1999...speedy outfielder has stolen 265 bases in 885 minor league games since 1993...played on 1992 U.S. Olympic team in Barcelona games...his .414 mark (12-for-29) tied for 8th highest mark during Olympiad...was 2-time 1st round pick after being selected by Cleveland with 11th overall pick in 1989 draft...

1999 SEASON...had outstanding year, being named Pacific Coast League Player of Year and earning 1st career promotion to Major Leagues...made 2 stints on San Francisco roster during year, after having been in Giants' minor league system since being club's 1st round pick (7th overall) in 1992 draft...was originally recalled from triple-A Fresno prior to June 22 contest vs. Milwaukee, taking roster spot of injured Armando Rios...made Major League debut June 22 vs. Milwaukee, lining out as pinch hitter...appeared in only 2 games during 1st stint, going 0-for-2 in pair of PH opportunities prior to returning to Fresno June 25...received 2nd call-up Aug. 31 when Stan Javier was traded to Houston...remained with SF for remainder of campaign...picked up his 1st Major League hit Sept. 3 at Pittsburgh, 2-run double off Pirates' Marc Wilkins in 9th inning...overall, went 5-for-19 (.263) in 15 games with big club...had 1st career 2-hit game in season finale Oct. 3 at Colorado...finished afternoon 2-for-2 with RBI and 1st career stolen base...had breakthrough year for Grizzlies, earning PCI's highest honor...hit .334 (183-for-548) with 31 2Bs, 7 3Bs, 23 HR, 73 RBI, 122 runs scored and 42 steals in 130 games at Fresno...ranked among league leaders in average (2nd), steals (1st), hits (1st) and runs scored (1st)...stolen base total was tops in Giants organization, while he also ranked 2nd in batting average and tied for 4th in homers...was named Fresno Player of Month 3 straight times, taking honors in May (with OF Felipe Crespo), June and July (with RHP Joe Nathan)...was also named Pacific Coast League Player of Week by Howe SportsData for week ending Aug. 8...hit .583 (14-for-24) with 4 2Bs, 3 HR, 11 RBI and 6 runs scored that week...

2000 Rookies

Since 1947, there have been only seven unanimous winners of the BBWAA's N.L. Rookie of the Year Award. They include Cincinnati's Frank Robinson (1956), San Francisco's Orlando Cepeda (1958) and Willie McCovey (1959), St. Louis' Vince Coleman (1985), San Diego's Benito Santiago (1987), Los Angeles' Mike Piazza (1993), Raul Mondesi (1994) and Cincinnati's Scott Rolen (1997).

The following players on the Giants' 40-man roster are eligible to be 2000 Rookie of the Year.

Nelson Castro

Giuseppe Chiaramonte

Miguel Del Toro

Pedro Feliz

Aaron Fultz

Ryan Jensen

Kevin Joseph

Scott Linebrink

Damon Minor

Calvin Murray

Michael Riley

Guillermo Rodriguez

Yorvit Torrealba

Ben Weber

1998...split season between Fresno and double-A Shreveport...logged combined .293 average (125-for-427) and 11 HRs...finished 2nd in organization with 37 stolen bases while his batting average was 9th...tied for 2nd in Texas League with 34 thefts, while his .418 on-base pct. was good enough for 2nd in circuit... started campaign at Fresno, but got off to slow start over his 1st 25 games... hit .167 (11-for-66) with 3B, 2 HRs and 3 RBI for Grizzlies before being sent to Shreveport May 23...turned his season around upon his arrival with Captains...led club with 63 runs scored and 34 stolen bases while hitting .309 (104-for-337) with 22 2Bs, 5 3Bs, 8 HRs and 39 RBI in 88 games...had his finest month of campaign in July, hitting .364 (40-for-110) with 26 runs scored, 11 2Bs, 4 3Bs, 2 HRs, 20 RBI and 14 stolen bases while sharing Player of Month honors with Scott Linebrink...returned to Fresno Sept. 1 and hit .417 (10-for-24) with HR and 2 RBI in 7 games for Grizzlies...hit .200 (4-for-20) with 2B and RBI in 5 PCL playoff games...**1997**...logged entire year at Shreveport...52 stolen bases led Texas League and trailed only Tim Garland's 65 bags among organizational leaders...logged best month of campaign in August, hitting .353 (36-for-102) with 25 runs scored, 9 2Bs, 4 HRs, 20 RBI and 18 stolen bases...was named Howe SportsData Player of Week for Texas League Aug. 25-31, when he hit .360 (9-for-25) with 10 runs scored, 5 2Bs, HR, 7 RBI and 3 stolen bases...appeared in 7 TL playoffs games, hitting .240 (6-for-25) with HR and RBI...**1996**...split time between Shreveport and triple-A Phoenix...in 50 games for Captains, hit .260 (44-for-169) with 32 runs scored and 7 HRs...was tabbed Howe SportsData Player of Week for Texas League April 29-May 5...earned mid-season promotion to Phoenix May 28, where he appeared in 83 games...played in 10 Pacific Coast League playoff games for Phoenix, hitting .200 (2-for-10)...**1995**... opened season at Phoenix, but spent majority of year at Shreveport...homered in his 1st at-bat of year April 6 vs. Las Vegas...was hitting .180 (9-for-50) with 4 HRs and 10 RBI after 13 games when he was sent to Shreveport...hit .236 with 77 runs scored and 26 stolen bases for Captains, who had winningest record in all of minor league baseball...**1994**...logged full year at Shreveport...stole 33 bases to lead organization...his base theft total was tied for 2nd highest total in Texas League, while he ranked 3rd in games (129) and 4th in at-bats (480)...1993...went to Spring Training with Major League club and impressed enough to be sent to Shreveport to begin professional career...was hitting only .188 with 6 RBI after 37 games...was assigned to San Jose May 25...hit .281 for San Jose and paced club with 24 2Bs...had 9 HRs, 3rd highest total on club...earned Sept. 2 promotion to Phoenix, where he hit .316 with 2B, 3B and 4 runs...80 runs scored were 4th best total in minor league chain...led organization with 55 stolen bases (42 at SJ, 12 at Shreveport and 1 at Phoenix)...played for Scottsdale in Arizona Fall League following regular season...hit .211 with 15 runs, 4 2Bs, 2 3Bs, 7 RBI and 5 SBs...

A GIANT IN THE COMMUNITY...participates in Giants Rewards and Kids Club programs...lends his time to Giants' off-season Care-A-Van, visiting youth groups, schools and hospitals through Northern and Central California...

PERSONAL...graduated from W.T. White (Dallas, TX) High School in 1989...attended University of Texas, where he played 3 years...finished with career average of .311 with 197 runs scored, 44 doubles, 14 triples, 8 home runs, 139 stolen bases, 127 walks and 123 strikeouts in 195 games...earned 1st team All-America honors by both *Baseball America* and American Baseball Coaches Association and 2nd team All-America by Collegiate Baseball...holds Southwest Conference career (139) and season (49 in 1990) stolen base records...helped Longhorns reach 1991 College World Series...brother, Kevin, played football at Texas A&M University...married (Kelli Nichols, Nov. 30, 1996)...resides in Houston, TX...

CALVIN DUANE MURRAY

Year	Club	AVG	G	AB	R	H	2B	3B	HR	RBI	SH	SF	HP	BB	SO	SB	CS	E
1993	San Jose	.281	85	345	61	97	24	1	9	42	3	1	2	40	63	42	6	2
	Shreveport	.188	37	138	15	26	6	0	0	6	2	0	4	14	29	12	10	2
	Phoenix	.316	5	19	4	6	1	1	0	0	0	0	0	2	5	1	1	2
1994	San Jose	.231	129	480	67	111	19	5	2	35	8	4	5	47	81	33	13	3
	Phoenix	.180	13	50	8	9	1	0	4	10	1	1	0	4	6	2	20	0
1995	Shreveport	.236	110	441	77	104	17	3	2	29	5	1	3	59	70	26	10	2
	Shreveport	.260	50	169	32	44	7	0	7	24	3	4	1	25	33	6	5	3
1996	Phoenix	.244	83	311	50	76	16	6	3	28	5	1	3	43	60	12	6	2
	Shreveport	.272	122	419	83	114	25	3	10	56	1	2	4	66	73	52	6	5
1997	Shreveport	.233	33	90	16	21	3	1	3	5	1	0	0	12	18	3	1	0
	Shreveport	.309	88	337	63	104	22	5	8	39	1	0	5	58	45	34	15	7
1998	Fresno	.334	130	548	122	183	31	7	23	73	4	4	3	49	88	42	14	6
	San Francisco	.263	15	19	1	5	2	0	0	5	0	0	0	2	4	1	0	0
Minor Totals		.275	885	3257	598	895	172	32	71	347	34	16	30	419	571	265	107	34
M.L. Totals		.263	15	19	1	5	2	0	0	5	0	0	0	2	4	1	0	0

MURRAY VS. 2000 OPPONENTS

	1999					CAREER				
	AVG	AB	H	HR	RBI	AVG	AB	H	HR	RBI
vs. Arizona	.200	5	1	0	0	.200	5	1	0	0
Atlanta	—	—	—	—	—	—	—	—	—	—
Chicago	—	—	—	—	—	—	—	—	—	—
Cincinnati	—	—	—	—	—	—	—	—	—	—
Colorado	.333	6	2	0	1	.333	6	2	0	1
Florida	—	—	—	—	—	—	—	—	—	—
Houston	—	—	—	—	—	—	—	—	—	—
Los Angeles	.500	2	1	0	2	.500	2	1	0	2
Milwaukee	.000	2	0	0	0	.000	2	0	0	0
Montreal	—	—	—	—	—	—	—	—	—	—
New York	—	—	—	—	—	—	—	—	—	—
Philadelphia	.000	1	0	0	0	.000	1	0	0	0
Pittsburgh	.500	2	1	0	2	.500	2	1	0	2
St. Louis	—	—	—	—	—	—	—	—	—	—
San Diego	.000	1	0	0	0	.000	1	0	0	0
San Francisco	—	—	—	—	—	—	—	—	—	—
Anaheim	—	—	—	—	—	—	—	—	—	—
Oakland	—	—	—	—	—	—	—	—	—	—
Seattle	—	—	—	—	—	—	—	—	—	—
Texas	—	—	—	—	—	—	—	—	—	—
Interleague	—	—	—	—	—	—	—	—	—	—

MURRAY'S CAREER IN BALLPARKS

	AVG	AB	H	HR	RBI		AVG	AB	H	HR	RBI
at Arizona	—	—	—	—	—	at New York	—	—	—	—	—
Atlanta	—	—	—	—	—	Philadelphia	—	—	—	—	—
Chicago	—	—	—	—	—	Pittsburgh	.500	2	1	0	2
Cincinnati	—	—	—	—	—	St. Louis	—	—	—	—	—
Colorado	.333	6	2	0	1	San Diego	.000	1	0	0	0
Florida	—	—	—	—	—	San Francisco	—	—	—	—	—
Houston	—	—	—	—	—	Anaheim	—	—	—	—	—
Los Angeles	.500	2	1	0	2	Oakland	—	—	—	—	—
Milwaukee	—	—	—	—	—	Seattle	—	—	—	—	—
Montreal	—	—	—	—	—	Texas	—	—	—	—	—

MURRAY BY MONTH

	1999					CAREER				
	AVG	AB	H	HR	RBI	AVG	AB	H	HR	RBI
In March/April	—	—	—	—	—	—	—	—	—	—
May	—	—	—	—	—	—	—	—	—	—
June	.000	2	0	0	0	.000	2	0	0	0
July	—	—	—	—	—	—	—	—	—	—
August	—	—	—	—	—	—	—	—	—	—
Sept./Oct.	.294	17	5	0	5	.294	17	5	0	5
Before ASB	.000	2	0	0	0	.000	2	0	0	0
After ASB	.294	17	5	0	5	.294	17	5	0	5

MURRAY'S STATISTICAL BREAKDOWN

	1999					CAREER				
	AVG	AB	H	HR	RBI	AVG	AB	H	HR	RBI
Home	.125	8	1	0	0	.125	8	1	0	0
Road	.364	11	4	0	5	.364	11	4	0	5
Day	.250	12	3	0	1	.250	12	3	0	1
Night	.286	7	2	0	4	.286	7	2	0	4
Grass	.235	17	4	0	3	.235	17	4	0	3
Turf	.500	2	1	0	2	.500	2	1	0	2
vs.LHP	.167	12	2	0	2	.167	12	2	0	2
vs.RHP	.429	7	3	0	3	.429	7	3	0	3
RISP	.429	7	3	0	5	.429	7	3	0	5
as Pinch Hitter	.143	7	1	0	2	.143	7	1	0	2
as Designated Hitter	—	—	—	—	—	—	—	—	—	—

MURRAY'S CAREER FIELDING

Position	PCT.	G	PO	A	E	TC	DP	PB
Outfielder	1.000	9	6	0	0	6	0	—

CAREER TRANSACTIONS

- Selected by Cleveland in 1st round (11th overall pick) of June 1989 draft.
- Selected by San Francisco in 1st round (7th overall pick) of June 1992 draft. Signed by Tom Korenek.

CAREER HIGHS

- **Most Hits:** 2, October 3, 1999 at Colorado
- **Most RBI:** 2 (twice), last: September 21, 1999 at Los Angeles
- **Most Home Runs:** none
- **Career Grand Slams:** none
- **Longest Hitting Streak:** 1 game (4 times), last: October 3, 1999 at Colorado

Joe Nathan

PITCHER (RH)



Birthdate: November 22, 1974

2000 Opening Day Age: 25

Birthplace: Houston, Texas

Bats: Right **Throws:** Right **Height:** 6-4 **Weight:** 195

M.L. Service: 93 days

How Obtained: Giants' #6 selection in June 1995 draft.

Contract Status: Signed through 2000

CAREER...young, hard-throwing right hander burst onto Major League scene in 1999, going 7-4 with Giants to become 1st SF rookie to win more than 4 games in debut campaign since Osvaldo Fernandez went 7-13 in 1996...has made meteoric rise through organization since conversion from shortstop to pitcher in 1997...after disappointing tenure as SS, he quit baseball in 1996 to finish college degree at SUNY Stony Brook...returned to Giants following year as pitcher and was tabbed as 7th best prospect in California League by *Baseball America* in 1998...was originally Giants' 6th pick in 1995 draft...

1999 SEASON...spent almost half season with San Francisco and proved to be one of club's most successful starters down stretch...in 13 Major League starts, went 7-3 with 4.09 ERA (37r,

81.1ip)...also made 5 relief appearances, going 0-1 with save and 5.00 ERA (5er, 9.0ip)...logged 3 different stints with Giants (April 20-June 1, Aug. 4, and Aug. 16-end of season)...was 5-2 with 4.10 ERA (27er, 59.1ip) in 10 starts during final recall...limited opponents to .236 batting AVG (54-for-229) during that stretch...logged 6.0 or more innings in 9 of 14 starts for Giants, including one 8.0-frame effort and three 7.0-inning outings...yielded 3 earned runs or less in 9 of 14 starts for SF (64.3%)...was recalled from double-A Shreveport April 20, taking roster spot of Barry Bonds, who was placed on Disabled List after undergoing left elbow surgery...took rotation spot of Mark Gardner, who was disabled with discomfort in right shoulder...won Major League debut April 21 vs. Florida, tossing 7.0 scoreless innings in 4-0 victory...became 1st Giant starter to toss at least 7.0-shutout frames in big league debut since Mike Remlinger tossed 3-hit whitewashing of Pirates June 15, 1991...won each of 1st 2 ML outings to become 1st SF pitcher to do so since Fernandez in 1996...however, received no decision May 3 at Pittsburgh, in eventual 9-8 Giants loss...left with 7-4 advantage, but Pirates plated 4 runs in 9th off Robb Nen to register victory...earned 1st ML save May 16 at Houston, working scoreless 11th to preserve 5-4 victory...struck out Jeff Bagwell with runner on 3rd base to close out contest...made triumphant return to big leagues Aug. 16, defeating Montreal 7-4...after yielding run in 1st, settled down to retire 13 of his next 14 batters faced and did not allow another run during 6.1 inning stint...also registered his 1st 2 Major League hits, singles off Tony Armas, Jr...hit .179 (5-for-28) with 1 run, 2B and RBI on big league level...in 2 starts for Shreveport, went 0-1 with 3.12 ERA...was sent to triple-A Fresno, where he logged 6-4 ledger with 4.46 ERA in 13 starts from June 1-Aug. 16...

1998...made great strides in 2nd season on mound, splitting campaign between single-A San Jose and Shreveport...finished 4th in California League with 3.32 ERA while with San Jose...his 128 combined strikeouts was 4th in organization...raced out of gates with San Jose, winning 5 of his 1st 7 decisions and logging 3.18 ERA (2-4er, 68.0ip) in 13 starts...shared Giants' Player of Month honors for San Jose in June by going 3-1 with 1.14 mark (4er, 31.2ip) and 37 strikeouts...was also tabbed Howe SportsData California League Pitcher of Week for June 8-14 when he allowed no earned runs in 3 consecutive starts June 3-14 (19.0ip, 9h, 1r, 0er, 7bb, 24so)...was promoted to Shreveport in July, going 1-1 with 3.60 ERA (4er, 10.0ip) in 2 starts before returning to San Jose...after making 3 starts for Giants, he returned to double-A and lost each of his 2 starts for Captains (18.56 ERA)...**1997**...made transition to pitcher and appeared in 18 games (5 starts) for rookie-league Salem Keizer...ranked 2nd in Northwest League with 2.47 ERA...was 3rd on Volcanoes in games (18) and 4th in innings (62.0)...opened year as reliever, going 0-1 with 2 saves and 2.08 ERA (7er, 30.1ip) over 13 outings...started each of last 5 outings, posting 2-0 mark with 2.84 ERA (10er, 31.2ip)...**1996**...did not play, returning to finish his college degree at SUNY Stony Brook...**1995**...opened his professional career at rookie-level Bellingham as shortstop...was named Howe SportsData Player of Week for Northwest League July 31-Aug. 6 after going 7-for-17 with 2 HRs and 5 RBI...finished season with 3 HRs and 20 RBI...

A GIANT IN THE COMMUNITY...participates in Giants' offseason Care-A-Van, visiting youth groups, schools and hospitals throughout Northern and Central California...has been active in Giants Rewards program and Giants Kids Club activities...supports Jr. Giants baseball...

PERSONAL...graduated from Pine Bush (Circleville, NY) High School in 1992...lettered in baseball, basketball and track & field...attended SUNY Stony Brook (Stony Brook, NY)...hit .394 with 8 HRs and 39 RBI in 38 games for Seawolves during his senior year while leading club to NCAA Division III playoffs...was 2-time Academic All-America...single...resides in Tempe, AZ...

JOSEPH MICHAEL NATHAN

Year	Club	W-L	ERA	G	GS	CG	SH	SV	IP	H	R	ER	HR	HB	BB	SO	WP	BK
1997	Salem-Keizer	2-1	2.47	18	5	0	0	2	62.0	53	22	17	7	4	26	44	2	0
1998	San Jose	8-6	3.32	22	22	0	0	0	122.0	100	51	45	13	10	48	118	1	0
	Shreveport	1-3	8.80	4	4	0	0	0	15.1	20	15	15	4	2	9	10	0	0
1999	Shreveport	0-1	3.12	2	2	0	0	0	8.2	5	4	3	0	1	7	7	2	1
	San Francisco	7-4	4.18	19	14	0	0	1	90.1	84	45	42	17	1	46	54	2	0
	Fresno	6-4	4.46	13	13	1	0	0	74.2	68	44	37	11	5	36	82	6	1
Minor Totals		17-15	3.73	59	46	1	0	2	282.2	246	136	117	35	22	126	261	11	2
M.L. Totals		7-4	4.18	19	14	0	0	1	90.1	84	45	42	17	1	46	54	2	0

Year	Club	AVG	G	AB	R	H	2B	3B	HR	RBI	SH	SF	HP	BB	SO	SB	CS	E
1995	Bellingham	.232	56	177	23	41	7	2	3	20	5	2	2	22	48	3	2	26

NATHAN'S M.L. BATTING

	AVG	G	AB	R	H	2B	3B	HR	RBI	SH	SF	HP	BB	SO	SB	CS	E
1999	.179	19	28	1	5	1	0	0	1	5	0	0	2	6	0	0	0
Career	.179	19	28	1	5	1	0	0	1	5	0	0	2	6	0	0	0

LAST HOME RUN: None

NATHAN VS. 2000 OPPONENTS

	1999						CAREER					
	W-L-S	ERA	G	IP	H	ER	W-L-S	ERA	G	IP	H	ER
vs. Arizona	0-1-0	45.00	1	1.0	3	5	0-1-0	45.00	1	1.0	3	5
Atlanta	1-0-0	6.14	2	7.1	9	5	1-0-0	6.14	2	7.1	9	5
Chicago	---	---	---	---	---	---	---	---	---	---	---	---
Cincinnati	---	---	---	---	---	---	---	---	---	---	---	---
Colorado	0-0-0	9.00	1	5.0	6	5	0-0-0	9.00	1	5.0	6	5
Florida	1-0-0	0.00	1	7.0	4	0	1-0-0	0.00	1	7.0	4	0
Houston	0-1-1	9.00	2	3.0	2	3	0-1-1	9.00	2	3.0	2	3
Los Angeles	---	---	---	---	---	---	---	---	---	---	---	---
Milwaukee	1-0-0	2.57	2	7.0	9	2	1-0-0	2.57	2	7.0	9	2
Montreal	2-0-0	1.65	3	16.1	13	3	2-0-0	1.65	3	16.1	13	3
New York	0-0-0	6.75	1	5.1	3	4	0-0-0	6.75	1	5.1	3	4
Philadelphia	1-0-0	2.57	1	7.0	6	2	1-0-0	2.57	1	7.0	6	2
Pittsburgh	0-1-0	4.50	2	12.0	12	6	0-1-0	4.50	2	12.0	12	6
St. Louis	---	---	---	---	---	---	---	---	---	---	---	---
San Diego	1-0-0	2.57	1	7.0	5	2	1-0-0	2.57	1	7.0	5	2
San Francisco	---	---	---	---	---	---	---	---	---	---	---	---
Anaheim	---	---	---	---	---	---	---	---	---	---	---	---
Oakland	---	---	---	---	---	---	---	---	---	---	---	---
Seattle	---	---	---	---	---	---	---	---	---	---	---	---
Texas	---	---	---	---	---	---	---	---	---	---	---	---
Interleague	---	---	---	---	---	---	---	---	---	---	---	---

NATHAN'S CAREER IN BALLPARKS

	1999						CAREER						
	W-L-S	ERA	G	IP	H	ER	W-L-S	ERA	G	IP	H	ER	
at Arizona	0-1-0	45.00	1	1.0	3	5	at New York	0-0-0	6.75	1	5.1	3	4
Atlanta	---	---	---	---	---	---	Philadelphia	---	---	---	---	---	---
Chicago	---	---	---	---	---	---	Pittsburgh	0-0-0	4.50	1	6.0	6	3
Cincinnati	---	---	---	---	---	---	St. Louis	---	---	---	---	---	---
Colorado	0-0-0	9.00	1	5.0	6	5	San Diego	1-0-0	2.57	1	7.0	5	2
Florida	---	---	---	---	---	---	San Francisco	---	---	---	---	---	---
Houston	---	---	---	---	---	---	Anaheim	---	---	---	---	---	---
Los Angeles	0-0-0	1.50	1	6.0	4	1	Oakland	---	---	---	---	---	
Milwaukee	1-0-0	1.80	1	5.0	7	1	Seattle	---	---	---	---	---	
Montreal	1-0-0	1.80	2	10.0	10	2	Texas	---	---	---	---	---	

NATHAN BY MONTH

	1999						CAREER					
	W-L-S	ERA	G	IP	H	ER	W-L-S	ERA	G	IP	H	ER
In March/April	2-0-0	1.20	2	15.0	11	2	2-0-0	1.20	2	15.0	11	2
May	0-1-1	4.80	6	15.0	16	8	0-1-1	4.80	6	15.0	16	8
June	---	---	---	---	---	---	---	---	---	---	---	---
July	---	---	---	---	---	---	---	---	---	---	---	---
August	2-2-0	4.91	4	18.1	19	10	2-2-0	4.91	4	18.1	19	10
Sept./Oct.	3-1-0	4.71	7	42.0	38	22	3-1-0	4.71	7	42.0	38	22
Before ASB	2-1-1	3.00	8	30.0	27	10	2-1-1	3.00	8	30.0	27	10
After ASB	5-3-0	4.77	11	60.1	57	32	5-3-0	4.77	11	60.1	57	32

NATHAN'S STATISTICAL BREAKDOWN

	1999						CAREER					
	W-L-S	ERA	G	IP	H	ER	W-L-S	ERA	G	IP	H	ER
Season	7-4-0	4.18	19	90.1	84	42	7-4-0	4.18	19	90.1	84	42
Home	4-3-0	3.89	9	44.0	40	19	4-3-0	3.89	9	44.0	40	19
Road	3-1-0	4.47	10	46.1	44	23	3-1-0	4.47	10	46.1	44	23
Day	4-1-0	4.10	9	37.1	39	17	4-1-0	4.10	9	37.1	39	17
Night	3-3-0	4.25	10	53.0	45	25	3-3-0	4.25	10	53.0	45	25
Starter	7-3-0	4.09	14	81.1	74	37	7-3-0	4.09	14	81.1	74	37
Reliever	0-1-1	5.00	5	9.0	10	5	0-1-1	5.00	5	9.0	10	5

NATHAN'S CAREER FIELDING

Position	PCT.	G	PO	A	E	TC	DP	PB
Pitcher	1.000	19	3	11	0	14	0	—

CAREER TRANSACTIONS

- Selected by San Francisco in 6th round of June 1995 draft. Signed by Alan Marr.

CAREER HIGHS

- **Low-Hit Game:** No complete games
- **Innings Pitched - Starter:** 8.0, April 28, 1999 at Montreal
- **Innings Pitched - Reliever:** 2.0 (4 times), last: May 20, 1999 at Montreal
- **Most Strikeouts:** 6, August 27, 1999 vs. Pittsburgh
- **Winning Streak:** 3, Sept. 2-17, 1999
- **Losing Streak:** 1 (4 times), last: Sept. 28, 1999

Robb Nen

PITCHER (RH)



Birthdate: November 28, 1969

2000 Opening Day Age: 30

Birthplace: San Pedro, California

Bats: Right **Throws:** Right **Height:** 6-5 **Weight:** 215

M.L. Service: 7 years

How Obtained: Acquired from Florida in exchange for RHPs Joe Fontenot, Mike Villano and Mick Pageler, Nov. 18, 1997.

Contract Status: Signed through 2000 (signed 3-year contract extension prior to 1997 season)

CAREER...considered 1 of top closers in game today, after being named to National League All-Star team each of 1st 2 seasons with Giants...pitched much of 1999 season with discomfort in right elbow and underwent surgery Oct. 7 to repair partially torn tendon...over 2-year period, has amassed 77 saves, which is 3rd highest total in senior circuit behind SD's Trevor Hoffman (93) and LA's Jeff Shaw (82)...has logged 150 outings over past 2 seasons, which is 3rd among NL hurlers to MON's Steve Kline (160) and Anthony Telford (156)...185 career saves ranks 28th on all-time Major League list...owns lifetime .845 save percentage (185-for-219)...Jeff Russell is 27th with 186...became only 2nd Giants pitcher to amass 40 saves in season in 1998, while earning All-Star honors for 1st time in career...Rod Beck is only other hurler in franchise history to reach 40-save plateau (48 in 1993)...has earned Roloids Relief Man of Month honors 5 times in career, including twice as Giant (May and June of 1998)...came to SF in off-season trade from World Champion Florida Marlins prior to '98 campaign...over past 4 seasons, has registered 24-19 record with 147 saves (36.8 per year) and 2.75 ERA (97er, 318.0ip) in 298 outings...was originally Texas Rangers' 32nd round pick in 1987 Draft...established Marlins' all-time franchise records in career saves (108) and appearances (268)...converted 1st 15 Major League save opportunities, longest streak of its kind in Majors since blown saves were first tracked in 1988...

1999 SEASON...earned 2nd straight NL All-Star appointment, however had to decline invitation due to inflammation in right elbow...was plagued by elbow ailment much of year, finally being shut down last week of season...still managed to record 37 saves, tying for 5th in NL, just 4 behind MON's Ugueth Urbina who led with 41...finished 37-for-46 in save opportunities on year, including successful attempts in each of last 8 chances (beginning Aug. 29)...marked 4th straight season he has had at least 35 saves, giving him 147 over last 4 seasons...ranked 7th in NL for Roloids Relief Man

standings with 83 points, as HOU's Billy Wagner led circuit with 117...paced NL in games finished with 64, while team-high 72 appearances tied for 12th in league...however, had career highs in both blown saves (9) and losses (8), tying for NL-high in each category...finished season with career-high 7-game losing streak, beginning with June 26 defeat vs. Los Angeles and culminating with Sept. 25 setback vs. Arizona in final appearance of season...had pair of 9-outing scoreless streaks, May 7-22 (10.1ip, 1-0, 5 saves, 1 blown save) and June 1-18 (10.2ip, 2-0, 3 saves)...retired 42 of 72 1st batters faced (58.3%), while stranding 7 of 15 inherited runners (46.7%)...

1998...was overpowering, establishing career-best mark of 40 saves while garnering 1st All-Star selection...yielded just 1.52 ERA and .180 opponents batting average against (59-for-327), also setting career standards in appearances (78), innings pitched (88.2) and strikeouts (110)...converted 40 of 45 save opportunities (88.9%), finishing 4th in N.L. in total saves...was unscored upon in 62 of 78 appearances on season (79.5%)...had streak of 24 straight conversions from May 6-July 31 (36 outings, 4er, 44.1ip, 0.82 ERA)...won back-to-back N.L. Rolaids Relief Man of the Month Awards in May and June, marking 5 times in his career he has captured honor (also June '97, May '96, Aug. '96)...again won relief award in June, posting 29 points (9 saves, 1 win, no blown saves, 0.55 ERA, 1er, 16.1ip)...his 29 points matched SD's Trevor Hoffman and MIL's Bob Wickman, however won on 1st tie breaker with lower ERA...worked 2.0 perfect frames in Giants' debut March 31 at Houston, striking out 5 of 6 batters faced...recorded 1st save with Giants April 4 vs. Diamondbacks, striking out side in 9th inning to preserve 5-3 triumph...posted 1st win with Giants April 7 in home opener vs. Houston, logging pair of perfect frames in SF's 5-4, 10-inning victory...worked 1.0 frame in Mid-Summer Classic July 7 in

Colorado (3h, 3r, 1er)...notched save #40 Sept. 25 at Colorado, working perfect 9th inning as SF claimed share of wild-card lead for 1st time since July 17...was successful on each of his last 4 save chances to end regular season...suffered defeat Sept. 27 at Colorado, surrendering leadoff HR to Neifi Perez to snap 8-8 tie in bottom of 9th...did not work in Wild Card tie-breaker game Sept. 28 at Chicago... **1997**...completed 5th season with Florida as overpowering closer for Marlins' World Championship club... finished 2nd behind Cincinnati's Jeff Shaw in National League Rolaids Relief Man standings with 9-3 record and 35 saves in 42 opportunities...ranked among league relief leaders in victories (tied for 1st

Top Giants' Single-Season Save Totals

Pitcher	Year	Saves
Rod Beck	1993	48
Robb Nen	1998	40
Rod Beck	1997	37
Robb Nen	1999	37
Rod Beck	1996	35
Greg Minton	1982	30
Rod Beck	1994	28
Dave Righetti	1991	24
Greg Minton	1983	22

with Pittsburgh's Marc Wilkins), games finished (2nd, 65) and saves (tied for 6th, 35)...converted 35-of-42 save opportunities...named Rolaids NL Relief Pitcher of Month for June, when he converted 10-of-11 save opportunities while going 1-0 with 2.03 ERA...his 9 relief wins established record for most wins in season by Marlins hurler (Richie Lewis, 7 in '93)...allowed no earned runs in 7 of his 8 playoff appearances and garnered 1 victory and 4 saves...posted 1-0 mark while yielding no earned runs in 2 outings (2.0ip) against Giants in National League Division Series...hurled 2 perfect 1.0-inning stints in cashing in 2 saves vs. Atlanta in NLCS...appeared in 4 World Series games against Cleveland, notching 2 saves and finishing another Marlins' win... **1996**...became Marlins' career saves leader with 73 in his 4th season with Florida...tied for 6th in NL with 35 saves, 6th with 75 appearances and 2nd in games finished with 66...was 20-for-his-last-21 in save opportunities... averaged 10 strikeouts per 9.0 innings (92 SO, 83.0 IP)...named NL Rolaids Relief Man winner in August (2-0, 9 saves and 1.04 ERA) and May (1-0, 7-for-7 in save opportunities)...*Baseball America's* manager's survey rated his fastball 2nd best in Majors...notched 5th win of year Aug. 25 vs. Cincinnati to tie career-high 5 wins set in '94...logged 14th save and 52nd of career June 16 at Pittsburgh to become Marlins' all-time saves leader, breaking Bryan Harvey's previous club mark of 51...became Marlins' career appearance leader April 9 with his 124th appearance...Richie Lewis held previous mark with 123 from 1993-95... **1995**...after slow start, established then-career-high 23 saves...had just 4 saves and 3.69 ERA in 28 games at All-Star Break, but came back to pick up 19 with 2.38 in 34 games in 2nd half...19 saves after break were tied with Tom Henke of St. Louis for 4th in NL (John Franco, Trevor Hoffman and Todd Worrell each had 20)...tied for NL lead with PHI's Heathcliff Slocumb with 54 games finished...ranked 9th with .212 batting avg, allowed with men on base (28-for-132)...gave up 4 home runs in 31.2 innings before All-Star Break and only 1 in 43.0 innings after break...averaged 7.67 strike-

outs per nine innings before and 10.85 after...had .793 save percentage (23-for-29) to finish 9th in league...saw his Major League record streak of 15 consecutive save conversions to start career end with blown save vs. Atlanta May 4...allowed just 3 of 14 inherited runners to score...**1994**...blossomed in Marlins' closer role following season-ending injuries to Bryan Harvey and Jeremy Hernandez...converted his 1st 15 save opportunities...streak is longest of its kind in Majors since blown saves were first tracked in 1988...posted 1st ML save May 18 at New York, pitching 2.0-perfect innings...allowed only 1 of 28 inherited runners to score...**1993**...reached Major Leagues for 1st time, dividing season between Texas and Florida...made ML debut with Texas April 10 vs. Boston, allowing 2 runs in 2.0 innings...lost 4-3 at Toronto April 27 in 1st ML start...recorded 1st Major League win May 2 vs. Milwaukee, allowing 2 runs on 2 hits in 6.0 innings...Rangers won 13-2...was placed on DL June 11 with strained right groin...was sent to Oklahoma City on rehab assignment June 21...appeared in 6 games (5 starts) for 89ers, going 0-2 with 6.67 ERA (21er, 28.1ip)...was traded to Florida July 17...made his NL debut vs. Colorado July 20 in relief of Chris Hammond...started his 1st NL game in place of Hammond July 25 vs. Cincinnati and collected 1st NL win...limited Reds to 2 hits in 6.0 innings while fanning career-high 8...**1992**...opened season at double-A Tulsa in Texas League...missed remainder of season with nerve problems in his shoulder...underwent rehab program throughout season and off-season...**1991**...had injury-plagued campaign at Tulsa, which included 3 stints on DL and only 6 starts...had tightness in right elbow April 17 vs. Arkansas...had arthrogram April 20 to remove scar tissue which had formed from September 1990 surgery (bone chips)...was sidelined until June 10...was 0-2 with 7.62 ERA in 3 starts and was placed back on DL after feeling pain in elbow June 28...returned July 8, allowing 4 runs in 5.0 innings vs. Arkansas...was summarily placed on DL for remainder of season...had bone spur removed from elbow July 24...**1990**...split campaign between single-A Charlotte and Tulsa...opened season on Charlotte's Disabled List with strained right forearm...made 2 starts after being activated from list April 26...landed back on DL May 6 with sore right elbow...returned to action May 24...had 2 bone chips removed from right elbow Sept. 26...**1989**...posted 4th lowest ERA (2.41) in South Atlantic League, while pitching for Gastonia...finished 7th in league with 46 strikeouts...tied for 1st on club in starts (24) and was ranked 2nd in innings pitched (138.1)...averaged 9.5 strikeouts per 9.0 innings, 2nd best in circuit...held opponents to .195 batting avg., 3rd best in league...did not pitch after Aug. 24 due to sore right shoulder...**1988**...opened season with Gastonia before being assigned to Butte June 17...finished 2nd on Butte club with 13 starts...**1987**...opened his professional career with Gulf Coast Rangers...was 32nd round pick in June Draft after being scouted by John Young...participated in Florida Instructional League that fall...

Most Roloids Relief Man Points Since 1996

Player	'99	'98	'97	'96	Total
Trevor Hoffman	112	161	101	120	494
John Wetteland	119	91	120	115	445
Robb Nen	83	110	103	99	395
Mariano Rivera	129	104	115	19	367
Roberto Hernandez	119	52	91	100	362

Most N.L. Saves Since 1998

1. Trevor Hoffman.....93
2. Jeff Shaw.....82
3. **Robb Nen**.....77
4. Ugueth Urbina.....75
5. Billy Wagner.....69

tion...also donated \$100 per save to Make-A-Wish in 1998, cashing in \$4,000...attended fundraising efforts for foundation and meets with children...teamed with City and County of San Francisco Sheriff's Department to promote "Resolve to Stop the Violence Day" at Candlestick Park...participates in Giants' offseason Care-A-Van, visiting youth groups, schools and hospitals throughout Northern and Central California...also assists with Giants Kids and Rewards Clubs activities...donated \$3,500 to Make-A-Wish Foundation in 1997 while with Florida, contributing \$100 per save...

PERSONAL...graduated from Los Alamitos (CA) High School in 1987...lettered in football and baseball...was high school teammate of J.T. Snow in both football and baseball...is son of Dick Nen, former 1st baseman with Dodgers, Senators and Cubs (1963, 1965-68 and 1970)...married (Jendy Saurenman, Oct. 29, 1994)...daughter (Taylor Nicole, Aug. 15, 1997)...resides in Dove Canyon, CA...

A GIANT IN THE COMMUNITY...in 1999, donated \$100 per save to Garth Brooks' "Touch 'Em All" Foundation and Make-A-Wish Foundation, netting \$3,700 for each organiza-

ROBERT ALLEN NEN

Year	Club	W-L	ERA	G	GS	CG	SH	SV	IP	H	R	ER	HR	HB	BB	SO	WP	BK
1987	GC Rangers	0-0	7.71	2	0	0	0	0	2.1	4	2	2	0	0	3	4	0	0
1988	Gastonia	0-5	7.45	14	10	0	0	0	48.1	68	57	40	5	2	45	36	5	2
	Butte	4-5	8.75	14	13	0	0	0	48.1	65	55	47	4	1	45	28	12	1
1989	Gastonia	7-4	2.41	24	24	1	1	0	138.1	96	47	37	7	6	76	146	15	4
1990	Charlotte	1-4	3.69	11	11	1	0	0	53.2	44	28	22	1	0	36	38	6	0
	Tulsa	0-5	5.06	7	7	0	0	0	26.2	23	20	15	1	0	21	21	3	0
1991	Tulsa	0-2	5.79	6	6	0	0	0	28.0	24	21	118	6	2	20	23	3	1
1992	Tulsa	1-1	2.16	4	4	1	0	0	25.0	21	7	6	1	1	2	20	4	0
1993	Texas	1-1	6.35	9	3	0	0	0	22.2	28	17	16	1	0	26	12	2	1
	Oklahoma City	0-2	6.67	6	5	0	0	0	28.1	45	22	22	3	2	18	12	2	0
	Florida	1-0	7.02	15	1	0	0	0	33.1	35	28	26	5	0	20	27	4	0
1994	Florida	5-5	2.95	44	0	0	0	15	58.0	46	20	19	6	0	17	60	3	2
1995	Florida	0-7	3.29	62	0	0	0	23	65.2	62	26	24	6	1	23	68	2	0
1996	Florida	5-1	1.95	75	0	0	0	35	83.0	67	21	18	2	1	21	92	4	0
1997	Florida	9-3	3.89	73	0	0	0	35	74.0	72	35	32	7	0	40	81	5	0
1998	San Francisco	7-7	1.52	78	0	0	0	40	88.2	59	21	15	4	1	25	110	3	0
1999	San Francisco	3-8	3.98	72	0	0	0	37	72.1	79	36	32	8	0	27	77	5	0
Minor Totals		13-28	4.54	88	80	3	1	0	399.0	390	259	208	28	14	266	328	50	8
S.F. Totals		10-15	2.63	150	0	0	0	77	161.0	138	57	47	12	1	52	187	8	0
A.L. Totals		1-1	6.35	9	3	0	0	0	22.2	28	17	16	1	0	26	12	2	1
N.L. Totals		30-31	2.60	419	1	0	0	185	575.0	420	187	166	38	3	173	515	26	2
M.L. Totals		31-32	2.74	428	4	0	0	185	597.2	448	204	182	39	3	199	527	28	3

NEN'S M.L. BATTING

	AVG	G	AB	R	H	2B	3B	HR	RBI	SH	SF	HP	BB	SO	SB	CS	E
1999	---	72	---	---	---	---	---	---	---	---	---	---	---	---	---	---	2
Career	.000	428	12	0	0	0	0	0	0	0	0	0	0	0	0	0	5

LAST HOME RUN: None

ALL-STAR GAME RECORD

Year	Club, Site	W-L	ERA	G	GS	CG	SH	SV	IP	H	R	ER	HR	HB	BB	SO	WP	BK
1998	N.L., Colorado	0-0	9.00	1	0	0	0	0	1.0	3	3	1	0	0	0	0	0	0
1999	N.L., Boston																	

- Did Not Play -

Professional Lineage

Three players on the Giants' 40-man roster have fathers that played major professional sports.

Player	Father	Fathers' Teams
Barry Bonds	Bobby Bonds	San Francisco Giants (1968-74) New York Yankees (1975) California Angels (1976-77) Chicago White Sox (1978) Texas Rangers (1978) Cleveland Indians (1979) St. Louis Cardinals (1980) Chicago Cubs (1981)
Robb Nen	Dick Nen	Los Angeles Dodgers (1963) Washington Senators (1965-67, '70) Chicago Cubs (1968)
J.T. Snow	Jack Snow	Los Angeles Rams—NFL (1965-75)

Most N.L Relief Appearances Over Last 4 Years

Player	1996	1997	1998	1999	Total
1. Robb Nen	75	73	78	72	298
2. Jeff Shaw	78	78	73	64	293
3. Turk Wendell	70	65	66	80	281
4. Trevor Hoffman	70	70	66	64	270
Jay Powell	67	74	62	67	270

DIVISION CHAMPIONSHIP SERIES RECORD

Year	Club	W-L	ERA	G	GS	CG	SH	SV	IP	H	R	ER	HR	HB	BB	SO	WP	BK
1997	FLA vs. SF	1-0	0.00	2	0	0	0	0	2.0	1	1	0	0	0	2	2	1	0

LEAGUE CHAMPIONSHIP RECORD

Year	Club	W-L	ERA	G	GS	CG	SH	SV	IP	H	R	ER	HR	HB	BB	SO	WP	BK
1997	FLA vs. ATL	0-0	0.00	2	0	0	0	2	2.0	0	0	0	0	0	0	0	0	0

WORLD SERIES RECORD

Year	Club	W-L	ERA	G	GS	CG	SH	SV	IP	H	R	ER	HR	HB	BB	SO	WP	BK
1997	FLA vs. CLE	0-0	7.71	4	0	0	0	2	4.2	8	5	4	0	0	2	7	0	0

NEN VS. 2000 OPPONENTS

	1999						CAREER					
	W-L-S	ERA	G	IP	H	ER	W-L-S	ERA	G	IP	H	ER
vs. Arizona	0-1-1	16.20	4	3.1	6	6	0-1-6	6.35	11	11.1	13	8
Atlanta	0-0-3	1.50	6	6.0	3	1	0-4-13	3.98	31	31.2	28	14
Chicago	1-1-2	4.91	4	3.2	7	2	3-2-15	3.57	30	35.1	33	14
Cincinnati	0-2-3	6.00	6	6.0	9	4	4-2-13	2.25	32	40.0	34	10
Colorado	0-0-2	3.00	3	3.0	2	1	3-4-14	4.05	32	33.1	27	15
Florida	0-1-3	1.69	6	5.1	5	1	1-1-7	1.50	12	12.0	8	2
Houston	1-0-3	0.00	4	5.1	3	0	4-3-12	2.06	29	39.1	33	9
Los Angeles	0-1-3	9.00	4	4.0	6	4	0-1-14	2.48	27	29.0	24	8
Milwaukee	0-0-2	2.45	4	3.2	5	1	1-0-4	1.98	8	13.2	8	3
Montreal	0-0-5	1.59	6	5.2	5	1	2-2-17	2.14	30	33.2	24	8
New York	0-0-2	0.00	2	2.0	2	0	3-1-18	1.23	30	36.2	30	5
Philadelphia	1-0-2	0.00	5	5.2	4	0	3-3-12	2.19	32	37.0	27	9
Pittsburgh	0-1-1	12.27	4	3.2	8	5	2-3-9	4.13	28	28.1	30	13
St. Louis	0-0-2	8.10	3	3.1	6	3	1-2-12	4.99	27	30.2	33	17
San Diego	0-0-2	0.00	4	4.0	2	0	0-0-8	4.62	22	25.1	30	13
San Francisco	---	---	---	---	---	---	1-1-5	5.57	18	21.0	26	13
Anaheim	0-0-1	0.00	2	2.0	1	0	1-0-1	0.00	4	5.1	5	0
Oakland	0-1-0	7.36	3	3.2	3	3	0-1-1	6.75	6	8.0	10	6
Seattle	0-0-0	0.00	2	2.0	2	0	0-0-1	3.00	3	3.0	3	1
Texas	---	---	---	---	---	---	1-0-0	0.00	1	2.0	1	0
Interleague	0-1-1	3.52	7	7.2	6	3	3-1-6	2.78	21	22.2	14	7

NEN'S CAREER IN BALLPARKS

AT HOME						ON THE ROAD							
W-L-S	ERA	G	IP	H	ER	W-L-S	ERA	G	IP	H	ER		
at Arizona	0-0-3	5.14	6	7.0	9	4	at New York	1-1-7	6.75	16	16.0	20	12
Atlanta	0-1-4	1.35	7	6.2	3	1	Philadelphia	2-0-8	0.50	15	18.0	7	1
Chicago	2-2-9	2.66	17	20.1	17	6	Pittsburgh	1-2-4	6.75	13	13.1	15	10
Cincinnati	0-0-7	1.35	12	13.1	9	2	St. Louis	0-1-7	6.75	16	16.0	20	12
Colorado	0-1-2	6.35	7	5.2	9	4	San Diego	0-0-4	5.63	8	8.0	11	5
Florida	15-9-55	3.48	154	183.2	175	71	San Francisco	---	---	---	---	---	
Houston	---	---	---	---	---	---	Anaheim	1-0-0	0.00	1	2.0	2	0
Los Angeles	0-0-5	0.68	12	12.1	8	1	Oakland	0-1-1	9.00	5	6.0	9	6
Milwaukee	0-0-1	0.00	3	4.0	2	0	Seattle	---	---	---	---	---	
Montreal	1-1-9	2.77	13	13.0	11	4	Texas	1-0-0	3.68	5	14.2	13	6

NEN BY MONTH

	1999						CAREER					
	W-L-S	ERA	G	IP	H	ER	W-L-S	ERA	G	IP	H	ER
In	0-0-9	2.77	13	13.0	10	4	6-3-24	3.82	61	70.2	66	30
March/April												
May	1-1-6	5.02	13	14.1	16	8	8-8-33	3.39	82	109.0	92	41
June	2-1-5	3.14	13	14.1	16	5	5-5-36	2.63	77	85.2	78	25
July	0-3-3	7.27	9	8.2	11	7	6-5-26	2.97	64	75.2	60	25
August	0-2-7	2.08	14	13.0	16	3	6-5-38	2.58	81	87.1	71	25
Sept./Oct.	0-1-7	5.00	10	9.0	10	5	0-6-28	4.67	63	69.1	81	36
Before ASB	3-2-21	3.59	40	42.2	43	17	21-16-101	3.14	238	284.0	251	99
After ASB	0-6-16	4.55	32	29.2	36	15	10-16-84	3.50	190	213.2	197	83

NEN'S STATISTICAL BREAKDOWN

	1999						CAREER					
	W-L-S	ERA	G	IP	H	ER	W-L-S	ERA	G	IP	H	ER
Season	3-8-37	3.98	72	72.1	79	32	31-32-185	3.29	428	497.2	448	182
Home	1-4-23	3.21	43	42.0	37	15	20-14-98	3.00	233	275.2	239	92
Road	2-4-14	5.04	29	30.1	42	17	11-18-87	3.65	195	222.0	209	90
Day	0-6-14	4.76	35	34.0	44	18	12-13-57	3.21	148	174.0	159	62
Night	3-2-23	3.29	37	38.1	35	14	19-19-128	3.34	280	323.3	289	120
Starter	—	—	—	—	—	—	2-1-0	4.50	4	18.0	14	9
Reliever	3-8-37	3.98	72	72.1	79	32	29-31-185	3.25	424	479.2	434	173

NEN'S CAREER FIELDING

Position	PCT.	G	PO	A	E	TC	DP	PB
Pitcher	.944	428	30	55	5	90	8	—

CAREER TRANSACTIONS

- Selected by Texas in 32nd round of June 1987 draft.
- Placed on Disabled List June 11-July 17, 1993 (including rehabilitation assignment to Oklahoma City June 11-17) with strained right groin.
- Traded to Florida with RHP Kurt Miller in exchange for LHP Cris Carpenter, July 17, 1993.
- Traded to San Francisco in exchange for RHPs Joe Fontenot, Mick Pageler and Mike Villano, Nov. 18, 1997.

CAREER HIGHS

- **Low-Hit Game:** No complete games
- **Innings Pitched:** **Starter:** 6.0 (twice), last: July 25, 1993 vs. Cincinnati (with Florida)
Reliever: 4.1, May 16, 1993 vs. Chicago (AL) (with Texas)
- **Most Strikeouts:** 8, July 25, 1993 vs. Cincinnati (with Florida)
- **Winning Streak:** 5, June 15-Sept. 23, 1997
- **Losing Streak:** 7, May 4-Sept. 26, 1999

Russ Ortiz

PITCHER (RH)



Pronunciation: (OR-teez)

Birthdate: June 5, 1974

2000 Opening Day Age: 25

Birthplace: Encino, California

Bats: Right **Throws:** Right **Height:** 6-1 **Weight:** 210

M.L. Service: 1 year, 125 days

How Obtained: Giants' #4 selection in June 1995 draft.

Contract Status: Signed through 2000

CAREER...became Giants' top winner in just 1st full season in big leagues, going 18-9 with 3.81 ERA in 1999...SF is 31-15 in his 46 career starts (.674)...has posted 20-9 record with 3.82 ERA (93er, 219.0ip) in last 36 starts dating back to final 3 starts of 1998...only real flaw in 46 career starts has been control, having issued 3 or more walks in 34 outings and 161 total free passes in 283.1 innings (5.1 per 9.0 innings)...by going 18-9 with league-high 125 walks in 1999, became just 3rd NL pitcher since end of World War II to win as many as 18 games and walk at least 125 batters...others were: HOU's J.R. Richard (20 wins, 151 walks in 1976; 18 victories, 141 free passes in '78) and MON's Carl Morton (18 wins, 125 walks in 1970)...accomplished hitter who has reached base safely in 18 of last 42 starts, dating back to 1998...during stretch, is 21-for-90 (.233) with 2 2Bs and 2 HRs (last: June 30 off COL's Brian Bohanon)...was converted to starter in 1997 after registering 48 saves and 1.39 ERA in his 1st 90 professional appearances (all in minors)...selected #10 prospect in Pacific Coast League by *Baseball America* in 1998...was rated #8 prospect in California League by *Baseball America* in 1996...earned Rolands Relief Man of Year honors for Northwest League in 1995...

1999 SEASON...with 18 victories, became Giants' winningest right-handed pitcher since John Burkett (22-7) and Bill Swift (21-8) in 1993...ranked among National League leaders in wins (T-4th), complete games (3, T-9th), batting average against (.244, 7th) and slugging pct. allowed (.388, 8th)...owned 3rd lowest batting average against with runners in scoring position (.211)...however, led circuit in walks (125) and finished tied for 3rd with 13 wild pitches...finished 2nd in league to only AZ's Randy Johnson (120.17) in pitches per start, logging 112.85 (3,724 total pitches)...led SF staff in wins, starts (33), complete games, innings (207.2) and strikeouts (164)...Giants went 22-11 in his starts...worked at least 6.0 innings in 25 of 33 starts on year (75.8%), including 8.0 innings 4 times and 3 complete games (April 23 vs. Colorado, July 5 at SD and Oct. 1 at Colorado)...over 33 outings, yielded 3 earned runs or less 23 times (69.7%)...owned career-high and team-high 5-game winning streak April 23-May 22, during which he posted 1.76 ERA (8er, 41.0ip) and .204 batting average against (31-for-152) over 6 starts...tossed 1st career complete game April 23 vs. Colorado, yielding just 6 hits and 2 walks while striking out 8 in 7-2 SF victory...twirled 2nd career complete game July 5 at San Diego, tossing 6-hitter in 4-1 victory...did it all, striking out career-high 10 as well as going 2-for-3 with 2 RBI at plate...was 1 out from tossing 2nd straight route-goer in July 11 victory over St. Louis...yielded just 2 hits, solo HRs by Mark McGwire and Fernando Tatis...struck out career-high 10 batters for 2nd consecutive game, becoming 1st Giant to do so since Estes accomplished feat Aug. 9 (at MON) and 14 (vs. CHI), 1997...polished off fine campaign with complete game, 7-hit victory Oct. 1 at Colorado, defeating Rockies 9-4...had greatest success at Candlestick Park in 1999, going 11-3 with 3.04 ERA (38er, 112.1ip) in 17 outings...3.04 mark was 10th best home ERA in NL...led Giants pitchers with 14 hits and 8 RBI, while hitting .197 (14-for-71) with 2 2Bs, HR and 7 sacrifices...clubbed 2nd career HR off COL's Brian Bohanon June 30 in SF's 4-1 victory...ranked 15th among NL pitchers with .268 slugging percentage...went 3-for-3 with 2 runs and 2B June 18 vs. Chicago to become 1st SF pitcher to register 3 hits since Mark Portugal on June 5, 1994 at St. Louis...

1998...spent majority of 2nd half of season with Giants after being on shuttle between SF and triple-A Fresno for most of 1st half...had 4 stints with SF (March 31-April 25; May 25-June 3; June 20-July 4; July 14-end of season)...made 1st Opening Day roster, when he was recalled from Fresno

prior to March 31 lid-lifter at Houston, taking roster spot of disabled Osvaldo Fernandez...worked out of bullpen before taking rotation spot of Shawn Estes who missed 44 games while on DL...was 4-4 with 5 no decisions and 5.71 ERA (48er,75.2ip) as starter...owned 0.75 ERA (1er,12.0ip) in 8 relief outings...Giants went 9-4 in his starts, including wins in 5 of his last 6 outings...finished season with personal 2-game winning streak, logging 3.97 ERA (5er,11.1ip) in those 2 contests...in fact, went 2-0 with 4.24 ERA (11er,23.1ip) in his last 4 starts, all Giants' victories...picked up 2nd straight win Sept. 24 vs. Pittsburgh, yielding 1 run over 5.0 innings prior to leaving with tightness in lower back...helped offense by clubbing his 1st ML home run (off Elmer Dessens in 2nd inning) in that Pirates game...had no decision in his 1st big league start July 20 vs. Arizona, eventual 5-3 Giants' victory...had 7 strikeouts, but also walked 6...picked up 1st big league win Aug. 5 at New York, as he worked 8-plus innings...after falling behind 3-2 in 4th, allowed only 4 base runners over his next 4-plus frames...was unscored upon in 7 of his 8 ML relief outings (12.0ip,1er), prior to moving to rotation...made ML debut April 2 at Houston, closing out 9-2 SF win with pair of scoreless frames (0h,3bb,4so)...in 10 total starts for Grizzlies, was 3-1 with 1.60 ERA (9er,50.2ip) while holding opponents to .198 avg. (35-for-177)...was named 1998 "Harry Jordan Award" winner, an annual award accorded to best 1st time player in Giants Major League spring training camp in vote by his teammates...**1997**...made transition from reliever to starter...split season between double-A Shreveport and triple-A Phoenix...prior to regular season, started for Giants March 31 in exhibition vs. Cleveland at 3Com Park...suffered defeat after yielding 4 runs over 3.0 innings, but retired 8 of final 9 batters faced...opened campaign at Shreveport, posting 2-3 ledger with 4.13 ERA (26er, 56.2ip) in 12 starts...earned promotion to Phoenix and made his 1st start for Firebirds June 21, suffering loss 12-5 at Edmonton...over his final 6 regular season starts for Phoenix, went 2-1 with 4.50 ERA (20er, 40.ip)...was named Howe SportsData Pitcher of Week for PCL Aug. 10-16...won both of his post-season starts for Phoenix, yielding 4 runs (3 earned) over 12.1 innings (2.19 ERA)...struck out 15 and walked 5 in playoffs...**1996**...split year between single-A San Jose and Shreveport, combining for 1-2 record with 36 saves and 1.85 ERA (13er,63.1ip) in 60 appearances...his save total was only 2 short of top mark in minors on year (El Paso's Sean Maloney recorded 38)...dominated California League hitters, yielding just 1 earned run on 16 hits and striking out 63 in 36.2 innings (0.25 ERA)...logged 23 saves in just 34 games for junior Giants, finishing 2nd in CL in rescues...was named to In-Season All-Star squad, while garnering honorable mention honors for Post-Season All-Star team...was promoted to double-A June 25, finishing campaign in Texas League...added 13 saves with Captains, posting 1-2 mark with 4.05 ERA in 26 outings...participated in Hawaiian Winter League following season, working strictly as starter and posting 2-6 tally with 3.50 ERA (17er,43.2ip) in 9 outings at West Oahu...**1995**...opened at rookie-level Bellingham, helping club to North Division championship while posting 2-0 mark with league-high 12 saves and

San Francisco's 18-Game Winners

Russ Ortiz became just 15th Giants pitcher, 9th right-hander, to win at least 18 games since club moved to San Francisco in 1958.

Johnny Antonelli	LHP	19-10	1959	Gaylord Perry	RHP	21-8	1966
Sam Jones	RHP	21-15	1959			19-14	1969
		18-14	1960			23-13	1970
Billy O'Dell	LHP	19-14	1962	Mike McCormick	LHP	22-10	1967
Jack Sanford	RHP	24-7	1962	Ron Bryant	LHP	24-12	1973
Juan Marichal	RHP	18-11	1962	Vida Blue	LHP	18-10	1978
		25-8	1963	Mike Krukow	RHP	20-9	1986
		21-8	1964	Rick Reuschel	RHP	19-11	1988
		22-13	1965	John Burkett	RHP	22-7	1993
		25-6	1966	Bill Swift	RHP	21-8	1993
		26-9	1968	Shawn Estes	LHP	19-5	1997
		21-11	1969	Russ Ortiz	RHP	18-9	1999
		18-11	1971				

stingy 0.25 ERA (2er,34,1ip)...was selected #9 prospect in Northwest League by opposing managers...for his effort, earned promotion to San Jose just prior to California League Playoffs...worked in 5 regular season games with junior Giants (0-1, 1.50 ERA) and 5 post-season contests for eventual CL runners-up (0-1, 3.38 ERA, 2 saves)...

A GIANT IN THE COMMUNITY...worked with mentoring program at Mid Peninsula YMCA called "Building Futures"...as part of ongoing relationship with program, participates in several activities with mentoring pairs throughout season...also supports Peninsula Humane Society...acted as spokesman of 1999 RSVP (Resolve To Stop The Violence) Day...worked with Marvin Benard and San Mateo Barrios Unidos, hosting baseball clinic for children at Candlestick Park...participates in Giants' offseason Care-A-Van, visiting youth groups, schools and hospitals throughout Northern and Central California...also assists with Giants Kids and Rewards Club activities and events...

PERSONAL...graduated from Montclair Prep (Van Nuys, CA) High School...was teammate of Major Leaguer Brad Fullmer in high school...attended University of Oklahoma...was college teammate of current Major Leaguers Greg Norton and Ryan Minor as well as Giants' minor leaguer Damon Minor...helped Sooners to 1994 College World Series Championship, registering 3 saves, 3.50 ERA and 30 strikeouts in 38.0 innings...married (Stacy Scoggins, Oct. 4, 1997)...resides in Norman, OK...

RUSSELL REID ORTIZ

Year	Club	W-L	ERA	G	GS	CG	SH	SV	IP	H	R	ER	HR	HB	BB	SO	WP	BK
1995	Bellingham	2-0	0.52	25	0	0	0	12	34.1	19	4	2	1	0	13	55	2	1
	San Jose	0-1	1.50	5	0	0	0	0	6.0	4	1	1	0	0	2	7	0	0
1996	San Jose	0-0	0.25	34	0	0	0	23	36.2	16	2	1	0	2	20	63	0	0
	Shreveport	1-2	4.05	26	0	0	0	13	26.2	22	14	12	0	2	21	29	1	0
1997	Shreveport	2-3	4.13	12	12	0	0	0	56.2	52	28	26	3	1	37	50	2	1
	Phoenix	4-3	5.51	14	14	0	0	0	85.0	96	57	52	11	2	34	70	3	1
1998	San Francisco	4-4	4.99	22	13	0	0	0	88.1	90	51	49	11	4	46	75	3	0
	Fresno	3-1	1.60	10	10	0	0	0	50.2	35	10	9	3	4	22	59	1	0
1999	San Francisco	18-9	3.81	33	33	3	0	0	207.2	189	109	88	24	6	125	164	13	0
Minor Totals		12-10	3.13	126	36	0	0	48	296.0	244	116	103	18	11	149	333	9	3
M.L. Totals		22-13	4.17	55	46	3	0	0	296.0	279	160	137	35	10	171	239	16	0

ORTIZ' M.L. BATTING

	AVG	G	AB	R	H	2B	3B	HR	RBI	SH	SF	HP	BB	SO	SB	CS	E
1999	.197	33	71	7	14	2	0	1	8	7	0	0	3	17	0	0	1
Career	.219	55	96	10	21	2	0	2	10	12	0	0	5	26	0	0	1

LAST HOME RUN: June 30, 1999 vs. Colorado (off Brian Bohanon)

ORTIZ VS. 2000 OPPONENTS

	1999						CAREER					
	W-L-S	ERA	G	IP	H	ER	W-L-S	ERA	G	IP	H	ER
vs. Arizona	0-1-0	2.84	2	12.2	14	4	0-1-0	2.53	4	21.1	18	6
Atlanta	1-2-0	4.87	3	20.1	21	11	1-2-0	4.87	3	20.1	21	11
Chicago	2-0-0	4.97	2	12.2	8	7	2-2-0	7.04	5	23.0	22	18
Cincinnati	1-1-0	6.52	2	9.2	8	7	1-2-0	7.53	3	14.1	14	12
Colorado	3-0-0	1.80	3	25.0	19	5	3-0-0	2.25	4	32.0	25	8
Florida	1-0-0	3.86	1	7.0	5	3	1-0-0	4.15	2	13.0	11	6
Houston	1-1-0	2.84	3	19.0	16	6	1-1-0	2.49	5	21.2	17	6
Los Angeles	0-0-0	10.39	1	4.1	5	5	1-0-0	6.94	3	11.2	18	9
Milwaukee	0-1-0	27.00	1	1.2	6	5	0-1-0	27.00	1	1.2	6	5
Montreal	2-1-0	3.54	3	20.1	24	8	2-1-0	3.54	3	20.1	24	8
New York	1-0-0	2.57	1	7.0	6	2	3-0-0	3.27	3	22.0	18	8
Philadelphia	0-1-0	6.55	2	11.0	19	8	0-2-0	7.71	4	21.0	31	18
Pittsburgh	2-0-0	2.25	2	12.0	8	3	3-0-0	1.93	4	18.2	13	4
St. Louis	1-0-0	1.69	2	10.2	6	2	1-0-0	1.54	3	11.2	7	2
San Diego	2-0-0	1.76	2	15.1	10	3	2-0-0	2.70	4	23.1	19	7
San Francisco	---	---	---	---	---	---	---	---	---	---	---	---
Anaheim	1-0-0	2.70	1	6.2	5	2	1-0-0	2.70	1	6.2	5	2
Oakland	0-1-0	4.50	1	6.0	4	3	0-1-0	4.50	1	6.0	4	3
Seattle	0-0-0	5.68	1	6.1	5	4	0-0-0	5.68	1	6.1	5	4
Texas	---	---	---	---	---	---	0-0-0	0.00	1	1.0	1	0
Interleague	1-1-0	4.26	3	19.0	14	9	1-1-0	4.05	4	20.0	15	9

ORTIZ' CAREER IN BALLPARKS

	W-L-S	ERA	G	IP	H	ER		W-L-S	ERA	G	IP	H	ER
at Arizona	0-1-0	1.50	1	6.0	5	1	at New York	1-0-0	4.50	1	8.0	6	4
Atlanta	0-1-0	14.54	1	4.1	9	7	Philadelphia	0-1-0	12.54	2	9.1	19	13
Chicago	1-1-0	7.84	3	10.1	11	9	Pittsburgh	2-0-0	1.98	3	13.2	9	3
Cincinnati	1-1-0	6.52	2	9.2	8	7	St. Louis	---	---	---	---	---	
Colorado	1-0-0	2.00	1	9.0	7	2	San Diego	1-0-0	2.57	2	14.0	14	4
Florida	---	---	---	---	---	---	San Francisco	---	---	---	---	---	---
Houston	---	---	---	---	---	---	Anaheim	---	---	---	---	---	---
Los Angeles	0-0-0	8.44	2	5.1	7	5	Oakland	0-1-0	4.50	1	6.0	4	3
Milwaukee	---	---	---	---	---	---	Seattle	---	---	---	---	---	---
Montreal	1-1-0	2.92	2	12.1	13	4	Texas	---	---	---	---	---	

ORTIZ BY MONTH

	1999						CAREER					
	W-L-S	ERA	G	IP	H	ER	W-L-S	ERA	G	IP	H	ER
In March/April	3-2-0	2.45	5	33.0	25	9	3-2-0	2.11	9	38.1	28	9
May	3-1-0	2.62	5	34.1	28	10	3-1-0	2.50	6	36.0	29	10
June	3-2-0	5.77	6	34.1	38	22	3-2-0	5.40	8	38.1	40	23
July	3-1-0	2.25	5	32.0	20	8	3-2-0	3.86	9	49.0	49	21
August	3-2-0	6.27	6	33.0	42	23	5-5-0	6.10	12	69.1	77	47
Sept./Oct.	3-1-0	3.51	6	41.0	36	16	5-1-0	3.74	11	65.0	66	27
Before ASB	11-5-0	3.32	18	119.1	99	44	11-5-0	3.11	26	130.1	105	45
After ASB	7-4-0	4.48	15	88.1	90	44	11-8-0	5.00	30	165.2	174	92

ORTIZ' STATISTICAL BREAKDOWN

	1999						CAREER					
	W-L-S	ERA	G	IP	H	ER	W-L-S	ERA	G	IP	H	ER
Season	18-9-0	3.81	33	207.2	189	88	22-13-0	4.17	55	296.0	279	137
Home	11-3-0	3.04	17	112.1	98	38	14-6-0	3.58	31	173.1	155	69
Road	7-6-0	4.72	16	95.1	91	50	8-7-0	4.99	24	122.2	124	68
Day	5-4-0	5.29	11	63.0	61	37	7-7-0	5.25	21	108.0	108	63
Night	13-5-0	3.17	22	144.2	128	51	15-6-0	3.54	34	188.0	171	74
Starter	18-9-0	3.81	33	207.2	189	88	22-13-0	4.32	46	283.1	270	136
Reliever	---	---	---	---	---	---	0-0-0	0.71	9	12.2	9	1

ORTIZ' CAREER FIELDING

Position	PCT.	G	PO	A	E	TC	DP	PB
Pitcher	.985	55	23	44	1	68	4	---

CAREER TRANSACTIONS

- Selected by San Francisco in 4th round of June 1995 draft. Signed by Mike Keenan.

CAREER HIGHS

- Low-Hit Game:** 6 (twice), last: July 5, 1999 at San Diego
- Innings Pitched - Starter:** 9.0 (3 times), last: Oct. 1, 1999 at Colorado
- Reliever:** 3.0, June 21, 1998 vs. San Diego
- Most Strikeouts:** 10 (twice), last: July 10, 1999 vs. St. Louis
- Winning Streak:** 5, April 23 - May 22, 1999
- Losing Streak:** 2 (4 times), last: Aug. 1-7, 1999

Erasmus Ramirez

PITCHER (LH)



Birthdate: April 29, 1976

2000 Opening Day Age: 23

Birthplace: Santa Ana, California

Bats: Left **Throws:** Left **Height:** 6-0 **Weight:** 180

M.L. Service: None

How Obtained: Giants #16 selection (11th round) in June 1998 draft.

Contract Status: Non-roster invitee

CAREER...left-handed reliever comes to Spring Training as non-roster invitee...in 1st 2 professional campaigns, has posted 3-2 record with 8 saves and 3.03 ERA in 54 appearances...has nearly 6:1 strikeout-to-walk ratio over 2 seasons, notching 92 punch-outs compared to just 16 free passes...

1999 SEASON...posted impressive numbers at single-A San Jose...went 2-0 with 5 saves and 2.67 ERA (17er, 57.1ip) in 31 relief appearances...showed exceptional control, notching 52 strikeouts while walking just 8 batters...held opposing hitters to .206 (.42-for-204) batting average against, while allowing only 2 home runs in 57.1 innings...was outstanding in 6 post-season appearances, posting 2-0 record with 2 saves and 0.71 ERA (1er, 12.2ip)...held opposing hitters to .098 (4-for-41) average against in playoffs...

1998...split 1st professional season between rookie-league Salem-Keizer and single-A Bakersfield...was combined 1-2 with 3.54 ERA (16er, 40.2ip) in 23 games (2 starts)...overall, collected 40 strikeouts against just 8 walks...began campaign at Salem-Keizer...was 0-1 with 3.72 ERA for Volcanoes, making 9 appearances including only 2 starts as pro...made 1 start in Northwest League playoffs, earning victory and allowing just 1er in 5.0 innings as Volcanoes claimed NWL Championship...after promotion to Bakersfield, was 1-1 with 3.38 ERA in 14 relief appearances...notched 3 saves for Blaze, and his .143 batting average against was 3rd-best among all California League relievers...

PERSONAL...was 3-time All-Seaview League selection at Saddleback (Santa Ana, CA) High School...played senior collegiate season at California State University, Fullerton...went 11-5 with 3.66 ERA for Titans in 1998...was previously 3-year varsity letterwinner at Cal State Northridge...was 4th in nation for wins with 14-1 record in 1996, earning 1st-team All-Western Athletic Conference and Collegiate Baseball's 3rd-team All-America honors...single...resides in Santa Ana, CA...

ERASMO RAMIREZ

Year	Club	W-L	ERA	G	GS	CG	SH	SV	IP	H	R	ER	HR	HB	BB	SO	WP	BK
1998	Salem-Keizer	0-1	3.72	9	2	0	0	0	19.1	19	11	8	3	1	2	23	0	0
	Bakersfield	1-1	3.38	14	0	0	0	3	21.1	10	8	8	0	2	6	17	1	3
1999	San Jose	2-0	2.67	31	0	0	0	5	57.1	42	18	17	2	1	8	52	2	0
Minor Totals		3-2	3.03	54	2	0	0	8	98.0	71	37	33	5	4	16	92	3	3

CAREER TRANSACTIONS

- Selected by San Francisco in 11th round (Giants' 16th pick) of June 1998 draft. Signed by Darren Witek.

Cody Ransom

INFIELDER



Birthdate: February 17, 1976

2000 Opening Day Age: 24

Birthplace: Mesa, Arizona

Bats: Right **Throws:** Right **Height:** 6-2 **Weight:** 190

M.L. Service: None

How Obtained: Giants #14 selection (9th round) in June 1998 draft.

Contract Status: Non-roster invitee

CAREER...24-year-old infield prospect enters Giants' Spring camp as non-roster invitee...has risen to double-A level in just 2 seasons...is .250 hitter in 184 minor league games over past 2 campaigns, appearing at shortstop in all 184 contests...

1999 SEASON...split season between single-A Bakersfield and double-A Shreveport...combined, hit .259 (103-for-357) in 113 contests...earned honorable mention status on California League Post-Season All-Star squad...began year at Bakersfield, hitting .275 (98-for-356) with 11 HRs and 47 RBI...despite playing just 99 games for Blaze, ranked among team leaders in HRs (T1st), 3Bs (T2nd - 6) and runs scored (3rd - 69)...was named Bakersfield's Player of Month for July...hit .327 (37-for-113) with 4 HRs and 16 RBI during award-winning month...was promoted to Shreveport in middle of Aug...appeared in 14 games with Captains, hitting .122 (5-for-41) with 2 HRs and 4 RBI...

1998...spent 1st professional season at rookie-league Salem-Keizer...hit .233 (55-for-236) with 6 HRs and 27 RBI in team-high 71 games for Volcanoes...also led squad in at-bats (236), runs scored (52), walks (43) and stolen bases (19)...finished 2nd in Northwest League with team-high 7 3Bs, while also collecting 12 2Bs...hit team-leading .429 (3-for-7) with 3 RBI in 2 post-season contests, helping lead Volcanoes to NWL title...

PERSONAL...attended Grand Canyon (AZ) University...is older brother of outfielder Troy Ransom, Giants' 29th round selection in June 1999 draft...single...resides in Chandler, AZ...

BRYAN CODY RANSOM

Year	Club	AVG	G	AB	R	H	2B	3B	HR	RBI	SH	SF	HP	BB	SO	SB	CS	E
1998	Salem-Keizer	.233	71	236	52	55	12	7	6	27	3	4	2	43	56	19	6	24
1999	Bakersfield	.275	99	356	69	98	12	6	11	47	1	1	8	54	108	15	8	30
	Shreveport	.122	14	41	6	5	0	0	2	4	1	2	1	4	22	0	0	3
Minor Totals		.250	184	633	127	158	24	13	19	78	5	7	11	101	186	34	14	57

CAREER TRANSACTIONS

- Selected by San Francisco in 9th round (Giants' 14th pick) of June 1998 draft. Signed by Doug Mapson.

Ken Ray

PITCHER (RH)



Birthdate: November 27, 1974

2000 Opening Day Age: 25

Birthplace: Atlanta, Georgia

Bats: Right **Throws:** Right **Height:** 6-2 **Weight:** 200

M.L. Service: 33 days

How Obtained: Acquired from Kansas City as player to be named later in exchange for RHP Jerry Spradlin, January 7, 2000.

Contract Status: Signed through 2000

CAREER...25-year-old right-hander was used exclusively from bullpen in 1999 after having started 116 of initial 138 professional games...reached Major League level with Kansas City in 1999 after spending 1st 6-plus years of career in Royals minor league system...has amassed 42-45 record with 4.57 in 179 minor league contests (116 starts)...

1999 SEASON...began year at double-A level and ascended to Major Leagues for 1st time in career...marked 1st full season being used exclusively as reliever...posted 1-0 record with 8.74 ERA in 13 games for Royals...was promoted to Kansas City July 9 and made big league debut next day vs. Houston...earned 1st ML victory July 16 at Milwaukee, tossing 1.0-scoreless inning in Royals' 12-10 triumph...posted 5-straight scoreless outings (5.0ip) to begin big league career...however, allowed 11 earned runs over next 8 appearances (8.1ip, 15.63 ERA) and was optioned back to triple-A Omaha August 10...started year at double-A Wichita, posting no record with 7 saves and 5.06 ERA in 14 games...in 2 stints with Omaha, was combined 1-0 with 15 saves and 5.15 ERA...pitched for San Juan club in Puerto Rican Winter League following season...

1998...spent season with Wichita of Texas League...logged 10-5 record with 5.20 ERA (68er, 117.2ip) in 24 games (21 starts)...win total matched career-high posted in 1994...ranked 2nd on club in wins and starts while ranking 3rd in innings pitched...**1997**...pitched for Omaha, marking 1st appearance at that level...posted 5-12 record with 6.37 ERA (80er, 113.0ip) in 25 games (21 starts)...struck out 96 batters and ranked 2nd among American Association starters with 7.79 strikeouts per 9.0 innings...also tied for 2nd in losses, 4th in walks (63) and tied for 5th in home runs allowed (21)...pitched for Sun Cities in Arizona Fall League following season...**1996**...logged entire campaign with Wichita, marking 1st full season at double-A level...as starter, was 4-12 with 6.12 ERA (82er, 120.2ip) in 22 contests...was 2nd on team in starts, innings pitched and strikeouts (79)...participated in Arizona Fall League with Sun Cities club following campaign...**1995**...split year between Wichita and single-A Wilmington, being used exclusively as starter...posted combined 10-9 record with 4.31 ERA in 27 games...**1994**...had finest professional season for single-A Rockford, earning club's Pitcher of Year honors...posted 10-4 mark with career-low 1.82 ERA (26er, 128.2ip) and 3 saves in 27 games (18 starts)...ERA ranked 2nd in Midwest League and his .202 opponents batting average against was 3rd among MWL starters...notched career-high 128 strikeouts, while walking just 56...**1993**...began pro career with rookie-league Gulf Coast Royals...was 2-3 with 2.28 ERA (12er, 47.1ip) in 13 contests (7 starts)...

PERSONAL...graduated from Roswell (GA) High School in 1993...single...resides in Dawsonville, GA...

KENNETH ALAN RAY

Year	Club	W-L	ERA	G	GS	CG	SH	SV	IP	H	R	ER	HR	HB	BB	SO	WP	BK
1993	GCL-Royals	2-3	2.28	13	7	0	0	0	47.1	44	21	12	1	0	17	45	6	0
1994	Rockford	10-4	1.82	27	18	0	0	3	128.2	94	34	26	5	0	56	128	18	2
1995	Wichita	4-5	5.97	14	14	0	0	0	75.1	83	55	50	7	1	46	53	8	1
	Wilmington	6-4	2.69	13	13	1	0	0	77.0	74	32	23	3	1	22	63	17	2
1996	Wichita	4-12	6.12	22	22	1	0	0	120.2	151	94	82	17	1	57	79	15	1
1997	Omaha	5-12	6.37	25	21	2	0	0	113.0	131	86	80	21	4	63	96	8	1
1998	Wichita	10-5	5.20	24	21	0	0	0	117.2	149	79	68	7	3	47	71	1	0
1999	Wichita	0-0	5.06	14	0	0	0	7	21.1	23	12	12	2	1	10	18	1	1
	Omaha	1-0	5.19	27	0	0	0	8	43.1	41	27	25	9	1	12	36	3	0
	Kansas City	1-0	8.74	13	0	0	0	0	11.1	23	12	11	2	1	6	0	0	0
Minor Totals		42-45	4.57	179	116	4	0	18	744.1	790	440	378	72	12	330	589	77	8
M.L. Totals		1-0	8.74	13	0	0	0	0	11.1	23	12	11	2	1	6	0	0	0

RAY'S M.L. BATTING

	AVG	G	AB	R	H	2B	3B	HR	RBI	SH	SF	HP	BB	SO	SB	CS	E
1999	—	5	0	0	0	0	0	0	0	0	0	0	0	0	0	0	0
Career	—	5	0	0	0	0	0	0	0	0	0	0	0	0	0	0	0

LAST HOME RUN: None

RAY VS. 2000 OPPONENTS

	1999						CAREER					
	W-L-S	ERA	G	IP	H	ER	W-L-S	ERA	G	IP	H	ER
vs. Arizona	—	—	—	—	—	—	—	—	—	—	—	—
Atlanta	—	—	—	—	—	—	—	—	—	—	—	—
Chicago	0-0-0	0.00	1	1.1	1	0	0-0-0	0.00	1	1.1	1	0
Cincinnati	—	—	—	—	—	—	—	—	—	—	—	—
Colorado	—	—	—	—	—	—	—	—	—	—	—	—
Florida	—	—	—	—	—	—	—	—	—	—	—	—
Houston	0-0-0	0.00	2	2.0	1	0	0-0-0	0.00	2	2.0	1	0
Los Angeles	—	—	—	—	—	—	—	—	—	—	—	—
Milwaukee	1-0-0	0.00	2	1.2	2	0	1-0-0	0.00	2	1.2	2	0
Montreal	—	—	—	—	—	—	—	—	—	—	—	—
New York	—	—	—	—	—	—	—	—	—	—	—	—
Philadelphia	—	—	—	—	—	—	—	—	—	—	—	—
Pittsburgh	—	—	—	—	—	—	—	—	—	—	—	—
St. Louis	—	—	—	—	—	—	—	—	—	—	—	—
San Diego	—	—	—	—	—	—	—	—	—	—	—	—
San Francisco	—	—	—	—	—	—	—	—	—	—	—	—
Anaheim	0-0-0	4.50	1	2.0	4	1	0-0-0	4.50	1	2.0	4	1
Oakland	0-0-0	0.00	1	1.0	0	0	0-0-0	0.00	1	1.0	0	0
Seattle	0-0-0	27.00	1	1.1	7	4	0-0-0	27.00	1	1.1	7	4
Texas	0-0-0	27.00	2	0.2	2	2	0-0-0	27.00	2	0.2	2	2
Interleague	1-0-0	0.00	5	5.0	4	0	1-0-0	0.00	5	5.0	4	0

RAY'S CAREER IN BALLPARKS

	1999						CAREER						
	W-L-S	ERA	G	IP	H	ER	W-L-S	ERA	G	IP	H	ER	
at Arizona	—	—	—	—	—	—	at New York	—	—	—	—	—	
Atlanta	—	—	—	—	—	—	Philadelphia	—	—	—	—	—	
Chicago	0-0-0	0.00	1	1.1	1	0	Pittsburgh	—	—	—	—	—	
Cincinnati	—	—	—	—	—	—	St. Louis	—	—	—	—	—	
Colorado	—	—	—	—	—	—	San Diego	—	—	—	—	—	
Florida	—	—	—	—	—	—	San Francisco	—	—	—	—	—	
Houston	—	—	—	—	—	—	Anaheim	0-0-0	4.50	1	2.0	4	1
Los Angeles	—	—	—	—	—	—	Oakland	—	—	—	—	—	
Milwaukee	1-0-0	0.00	2	1.2	2	0	Seattle	—	—	—	—	—	
Montreal	—	—	—	—	—	—	Texas	0-0-0	27.00	2	0.2	2	2

RAY BY MONTH

	1999						CAREER					
	W-L-S	ERA	G	IP	H	ER	W-L-S	ERA	G	IP	H	ER
In	---	---	---	---	---	---	---	---	---	---	---	---
March/April	---	---	---	---	---	---	---	---	---	---	---	---
May	---	---	---	---	---	---	---	---	---	---	---	---
June	---	---	---	---	---	---	---	---	---	---	---	---
July	1-0-0	9.64	11	9.1	18	10	1-0-0	9.64	11	9.1	18	10
August	0-0-0	4.50	2	2.0	5	1	0-0-0	4.50	2	2.0	5	1
Sept./Oct.	---	---	---	---	---	---	---	---	---	---	---	---
Before ASB	0-0-0	0.00	2	2.0	1	0	0-0-0	0.00	2	2.0	1	0
After ASB	1-0-0	10.61	11	9.1	22	11	1-0-0	10.61	11	9.1	22	11

RAY'S STATISTICAL BREAKDOWN

	1999						CAREER					
	W-L-S	ERA	G	IP	H	ER	W-L-S	ERA	G	IP	H	ER
Season	1-0-0	8.74	13	11.1	23	11	1-0-0	8.74	13	11.1	23	11
Home	0-0-0	6.31	5	4.1	9	4	0-0-0	6.31	5	4.1	9	4
Road	1-0-0	9.00	6	7.0	14	7	1-0-0	9.00	6	7.0	14	7
Day	0-0-0	2.45	4	3.2	3	1	0-0-0	2.45	4	3.2	3	1
Night	1-0-0	11.73	9	7.2	20	10	1-0-0	11.73	9	7.2	20	10
Starter	---	---	---	---	---	---	---	---	---	---	---	---
Reliever	1-0-0	8.74	13	11.1	23	11	1-0-0	8.74	13	11.1	23	11

RAY'S CAREER FIELDING

Position	PCT.	G	PO	A	E	TC	DP	PB
Pitcher	1.000	13	1	3	0	4	2	—

CAREER TRANSACTIONS

- Selected by Kansas City in 18th round of June 1993 draft.
- Traded to San Francisco as player to be named later in exchange for RHP Jerry Spradlin, January 7, 2000.

CAREER HIGHS

- **Low-Hit Game:** No complete games
- **Innings Pitched - Starter:** No starts
- **Reliever:** 2.0, Aug. 2, 1999 at Anaheim
- **Most Strikeouts:** No strikeouts
- **Winning Streak:** 1, July 19, 1999
- **Losing Streak:** No losses

Michael Riley

PITCHER (LH)



Birthdate: January 2, 1975

2000 Opening Day Age: 25

Birthplace: Milford, Delaware

Bats: Left **Throws:** Left **Height:** 6-1 **Weight:** 162

M.L. Service: None

How Obtained: Giants #16 selection in June, 1996 Draft.

Contract Status: Signed through 2000

CAREER...left-handed hurler makes 1st appearance on 40-man roster in 2000...was originally San Francisco's 16th selection in June, 1996 Draft...has appeared at single-A and double-A levels in 4 professional seasons, seeing action as both starter and reliever...

1999 SEASON...spent entire year with Shreveport, marking 1st action at double-A level...had finest professional season to date, posting 8-3 mark with career-best 2.11 ERA (26er, 111.0ip)...ERA was best among all Giants farmhands (next closest was 2.93)...led Captains with 107 strikeouts...made 30 total appearances on year, including 13 as starter...overall, was 5-3 with 2.44 ERA as starter while posting 3-0 mark with 1.54 ERA in 17 relief appearances...earned Shreveport's Pitcher of Month honors for August after etching 4-1 record with 1.40 ERA (6er, 38.2ip) in 6 starts...was named Texas League Pitcher of Week by Howe SportsData for week of Aug. 23-29...went 2-0 with 0.00 ERA (0er, 16.0ip) in 2 starts...was victorious in only start of Eastern Division Playoff series against Tulsa...allowed just 1er in 6.2ip, notching 10 strikeouts against just 1 walk...win marked Captains' only post-season victory...following year, pitched for Aguilas in Dominican Winter League...

1998...logged full season at single-A Bakersfield, making career-high 40 appearances (15 starts)...posted 6-12 record with 2 saves and 4.50 ERA...managed career-bests in games, saves, innings pitched (128.0), strikeouts (110), complete games (2), games finished (7), hits (130) and walks (58)...was used as starter in each of 1st 14 appearances on year, going 2-9 with 4.66 ERA (39er, 75.1ip)...made just 1 start during remainder of season...overall as starter, was 2-10 with 4.93 ERA...was more effective as reliever, going 4-2 with 2 saves and 3.78 ERA in 25 appearances out of bullpen...**1997**...split season between Bakersfield and Rookie League Salem-Keizer...started campaign at Bakersfield, making 6 appearances (4 starts)...went 1-2 with 8.41 ERA (19er, 20.1ip) before being moved to Salem-Keizer...was named left-handed pitcher on Northwest League All-Star squad...was named NWL Howe SportsData Pitcher of Week for July 14-20...posted splendid numbers for Giants' Northwest League affiliate, going 9-2 with 3.46 ERA (34er, 88.1ip)...started all 15 games in which he appeared for Volcanoes...finished among league leaders in innings pitched (1st - 88.1ip), strikeouts (1st - 96), wins (T1st - 9), complete games (T1st - 1), starts (T3rd - 15) and ERA (T8th - 3.46)...**1996**...logged 1st professional season at Rookie League Bellingham...was 1-3 with 4.17 ERA in 17 games on year...made 3 starts, going 1-0 with 3.75 ERA...earned 1st pro victory July 21 vs. Yakima, allowing just 1 hit in 5.0-shutout innings...

PERSONAL...graduated from Seaford (Seaford, DE) High School...attended West Virginia (Morgantown, WV) University...single...resides in Seaford, DE...

MICHAEL EUGENE RILEY

Year	Club	W-L	ERA	G	GS	CG	SH	SV	IP	H	R	ER	HR	HB	BB	SO	WP	BK
1996	Bellingham	1-3	4.17	17	3	0	0	0	36.2	38	26	17	3	2	29	38	5	2
1997	Bakersfield	1-2	8.41	6	4	0	0	0	20.1	25	20	19	4	0	8	17	0	0
	Salem-Keizer	9-2	3.46	15	15	1	0	0	88.1	76	39	34	9	4	28	96	6	1
1998	Bakersfield	6-12	4.50	40	15	2	0	0	128.0	130	73	64	8	3	58	110	9	1
1999	Shreveport	8-3	2.11	30	13	1	1	1	111.0	80	35	26	6	1	53	107	2	1
Minor Totals		25-22	3.75	108	50	4	1	3	384.1	349	193	160	30	10	176	368	22	5

CAREER TRANSACTIONS

■ Selected by San Francisco in 16th round of June, 1996 draft.

Armando Rios

OUTFIELDER



Birthdate: September 13, 1971

2000 Opening Day Age: 28

Birthplace: Santurce, Puerto Rico

Bats: Left **Throws:** Left **Height:** 5-9 **Weight:** 185

M.L. Service: 1 year, 26 days

How Obtained: Signed as non-drafted free agent, January 6, 1994.

Contract Status: Signed through 2000

CAREER...was named 1998 Giants Organizational Player of the Year by *USA Today*...tenacious competitor who has worked his way up Giants' minor league system to earn initial 40-man roster spot in 1997 and big league action last 2 years after signing with club as non-drafted free agent in 1994...had fine collegiate career in propelling Louisiana State University to pair of NCAA titles in 1991 and 1993...

1999 SEASON...spent majority of season with SF, marking 2nd season of big league action...appeared in 72 games while missing 61 contests on Disabled List...posted .327 overall average (.49-for-150) with 7 HR and 29 RBI...reached safely in 29 of 30 starts overall with SF (19 in RF, 10 in LF, 1 in CF), going 36-for-110 (.327) with 4 HRs, 17 walks and 18 RBI...was placed on 15-day Disabled List June 22, having suffered partial tear of his left rotator cuff while making diving catch on liner by MIL's Mark Loreita previous night...had arthroscopic surgery performed June 24 by team physician Dr. William Montgomery...was recalled from his rehabilitation assignment at triple-A Fresno and reinstated from Disabled List Sept. 2...was on rehab assignment from July 23 to Sept. 2...in 23 games while on rehab, hit .247 (20-for-81) with 3 HRs and 18 RBI...appeared in 23 games after being reinstated (7 starts in RF and 5 in LF), going 19-for-52 (.365) with 4 2Bs, 3 HRs, 12 runs and 9 RBI...slugged pair of home runs Oct. 2 in Colorado, marking his 1st multi-homer effort of ML career...belted 5th home run of year with Giants Sept. 28 vs. Los Angeles, 2-run pinch clout in 9th inning (off Alan Mills)...marked his 2nd pinch homer on year (also game-winner in 11th inning May 16 at Houston) and 4th lifetime (with 3 of 4 coming vs. LA)...prior to injury, had reached safely in 17 of 1st 18 starts on year (12 in RF, 5 in LF, 1 in CF), going 21-for-69 (.304) with 2 HRs, 9 walks and 11 RBI...hammered his 1st career grand slam June 18 vs. Chicago, 6th inning blast (off former Giant Doug Creek) which gave SF 8-0 lead...marked 1st career clout vs. lefty pitcher...established career highs in both hits and RBI June 12 at Seattle, finishing 3-for-5 with 2 runs, 2B and 3 RBI with walk...belted game-winning pinch HR May 17 at Houston, hitting solo shot off Scott Elarton in 11th inning...made 1st SF start of year April 21 vs. Florida (batting 3rd and playing RF), going 2-for-4 with HR, RBI, 2 runs scored and outfield assist as he nailed runner at home plate...homer was 3rd of career, 1st inning solo shot off Dennis Springer...was originally recalled from triple-A Fresno prior to April 17 game at Arizona to take roster spot of disabled Mark Gardner...in 31 games overall with Grizzlies on year, hit .275 (30-for-109) with 3 2Bs, 4 HRs, 21 RBI, 3 SBs and 24 runs scored...

1998...was recalled from triple-A Fresno Sept. 1, making 1st appearance on Major League roster...homered in consecutive pinch hit appearances Sept. 4 and 5 in Los Angeles (off Darren Dreifort and Chan Ho Park), only his 2nd and 3rd ML at-bats...homers were also 1st 2 hits of his career, as he became 1st player to do so since Montreal's Shane Andrews in 1995...became 1st Giant to homer for 1st hit since Jacob Cruz accomplished feat July 19, 1996 off Dodgers' Tom Candiotti...had breakthrough season at Fresno, his 1st season at triple-A level...posted career-bests in batting average (.301), home runs (26) and RBI (103)...home run and RBI totals led all Giants minor leaguers, with

103 RBI ranking 5th in PCL...had tremendous month of May, hitting at .378 (34-for-90) clip with 4 2Bs, 7 HRs and 30 RBI in 25 games...was named Fresno's Player of the Month for his efforts...was named to Pacific Coast League All-Star team...was 3-for-4 in joint Triple-A All-Star game July 8 at Norfolk, VA...**1997**...established career-bests in runs (86) and 3Bs (6) at double-A Shreveport...led Captains in runs scored, while tying for 2nd on club in RBI (79) and 3rd in 2Bs (30), 3Bs and HRs (26)...had superb month of May, earning Organizational Player of Month honors for Shreveport club...hit .340 (34-for-100) with 21 runs, 5 2Bs, 3B, 6 HR and 19 RBI...in 7 post-season games, hit .143 (2-for-14) with 3 runs scored...**1996**...played entire campaign at double-A Shreveport...appeared in just 92 contests on year due to fractured right foot that cost him almost entire final 5 weeks of season...suffered injury July 28 (at Midland) after fouling ball off foot...despite limited action, still ranked 4th on Captains in home runs (12) and runs scored (62), 5th in RBI (49), stolen bases (9) and walks (44) and 6th in hits (93)...appeared in just 2 games in August, going 1-for-2 while serving as pinch hitter Aug. 15 and 17...was shut down due to foot ailment after Aug. 17 appearance...participated in Puerto Rican Winter League, batting .275 (30-for-109) with 2 home runs, 13 RBI, 5 stolen bases and 22 runs scored in 36 games at Mayaguez...**1995**...spent full season at single-A San Jose, being named to both California League

Giants Who've Played in CWS

7 Players on the Giants' 40-man roster played in the Division I College World Series in Omaha, Nebraska.

Player	School	Year
Barry Bonds	Arizona State	1983, '84
Jeff Kent	California	1988
Damon Minor	Oklahoma	1994*
Doug Mirabelli	Wichita State	1989*, '90, '91
Calvin Murray	Texas	1991, '92
Russ Ortiz	Oklahoma	1994*
Armando Rios	Louisiana State	1991*, '93*

*won NCAA championship

Post-Season and In-Season All-Star teams... established career-highs in hits (143), doubles (34), stolen bases (51) and games (128)...led junior Giants in hits, doubles, RBI (75), stolen bases and runs scored (76), while ranking 2nd in walks and games and 3rd in home runs (8)...helped club to CL Finals, batting .361 (13-for-36) with 5 doubles, 4 stolen bases and 4 runs scored in 8 post-season contests...**1994**...played 1st professional season at single-A Clinton, having signed in January after being passed over in June, 1993 draft following college career...had solid campaign, leading club in hits (120), doubles (23), RBI (60), stolen bases (16) and runs scored (67), while ranking 2nd in average (.295) and games (119)...

A GIANT IN THE COMMUNITY...supports Potrero Hill Neighborhood House by visiting seniors and youngsters who receive their services...also hosted group at Giants game...assists with Giants Kids and Rewards Club activities and events...

PERSONAL...graduated from Villa Fontana (PR) High School, playing in Connie Mack World Series...earned degree from Louisiana State University...was college teammate of Major Leaguers Lyle Mouton, Paul Byrd, Chad Ogea, Mike Sirotnka and Todd Walker...slugged home run in final game of 1991 NCAA tournament...named to College World Series and South Regional All-Star teams in 1993...was Puerto Rican League Rookie of the Year in 1995...married (Kristina West, Sept. 30, 1994)...daughter (Katelyn, Feb. 4, 1995)...son (Samuel, Aug. 20, 1998)...resides in Supply, NC...

ARMANDO RIOS

Year	Club	AVG	G	AB	R	H	2B	3B	HR	RBI	SH	SF	HP	BB	SO	SB	CS	E
1994	Clinton	.295	119	407	67	120	23	4	8	60	1	7	4	59	69	16	12	12
1995	San Jose	.293	128	488	76	143	34	3	8	75	4	7	1	74	75	51	10	9
1996	Shreveport	.283	92	329	62	93	22	2	12	49	3	4	1	44	42	9	9	7
1997	Shreveport	.289	127	461	86	133	30	6	14	79	4	6	0	63	85	17	7	6
1998	Fresno	.301	125	445	85	134	23	1	26	103	4	5	3	55	73	17	5	7
	San Francisco	.571	12	7	3	4	0	0	2	3	0	0	0	3	2	0	0	0
1999	Fresno	.275	31	109	24	30	3	0	4	21	0	0	4	11	22	3	1	0
	San Francisco	.327	72	150	32	49	9	0	7	29	1	1	1	24	35	7	4	2
	Minor Totals	.292	622	2239	400	653	135	16	72	387	16	29	13	306	366	113	44	41
	M.L. Totals	.338	84	157	35	53	9	0	9	32	1	1	1	27	37	7	4	2

RIOS VS. 2000 OPPONENTS

	1999					CAREER				
	AVG	AB	H	HR	RBI	AVG	AB	H	HR	RBI
vs. Arizona	.385	13	5	0	1	.429	14	6	0	1
Atlanta	.429	7	3	0	1	.429	7	3	0	1
Chicago	.333	3	1	1	5	.333	3	1	1	5
Cincinnati	—	—	—	—	—	—	—	—	—	—
Colorado	.346	26	9	3	5	.346	26	9	3	5
Florida	.385	13	5	1	2	.385	13	5	1	2
Houston	.364	11	4	1	4	.364	11	4	1	4
Los Angeles	.231	13	3	1	2	.375	16	6	3	5
Milwaukee	.333	12	4	0	1	.333	12	4	0	1
Montreal	.400	10	4	0	2	.364	11	4	0	2
New York	.143	7	1	0	0	.143	7	1	0	0
Philadelphia	.167	6	1	0	0	.167	6	1	0	0
Pittsburgh	.333	6	2	0	2	.286	7	2	0	2
St. Louis	.000	4	0	0	0	.000	4	0	0	0
San Diego	.250	4	1	0	0	.200	5	1	0	0
San Francisco	—	—	—	—	—	—	—	—	—	—
Anaheim	.333	3	1	0	1	.333	3	1	0	1
Oakland	.000	2	0	0	0	.000	2	0	0	0
Seattle	.500	10	5	0	3	.500	10	5	0	3
Texas	—	—	—	—	—	—	—	—	—	—
Interleague	.400	15	6	0	4	.400	15	6	0	4

Giants Big Home Run Games

4 Home Runs in a Game (1)

April 30, 1961Willie Mays

3 Home Runs in a Game (19)

Sept. 17, 1923George Kelly*

June 14, 1924George Kelly

Aug. 21, 1930 (2nd game)Mel Ott*

Aug. 13, 1932 (1st game)Bill Terry

April 24, 1947Johnny Mize

July 18, 1947Willard Marshall*

June 24, 1950Wes Westrum

Sept. 1, 1951Don Mueller

Aug. 26, 1953Dusty Rhodes*

June 3, 1954Hank Thompson

June 29, 1961 at Philadelphia (10 inn.)Willie Mays

June 2, 1963 at St. LouisWillie Mays

Sept. 22, 1963 vs. New YorkWillie McCovey*

April 22, 1964 at MilwaukeeWillie McCovey*

Sept. 17, 1966 vs. New York (10 inn.)Willie McCovey

Sept. 25, 1976 vs. HoustonGary Matthews

June 15, 1983 vs. St. LouisDarrell Evans

May 25, 1990 at PittsburghKevin Mitchell*

Aug. 2, 1994 vs. CincinnatiBarry Bonds

*Denotes consecutive at-bats.

RIOS' CAREER IN BALLPARKS

		AVG	AB	H	HR	RBI			AVG	AB	H	HR	RBI
at	Arizona	.500	2	1	0	0	at	New York	.143	7	1	0	0
	Atlanta	—	—	—	—	—		Philadelphia	.167	6	1	0	0
	Chicago	—	0	0	0	0		Pittsburgh	.333	6	2	0	2
	Cincinnati	—	—	—	—	—		St. Louis	.000	4	0	0	0
	Colorado	.350	20	7	2	3		San Diego	.200	5	1	0	0
	Florida	—	—	—	—	—		San Francisco	—	—	—	—	—
	Houston	—	—	—	—	—		Anaheim	—	—	—	—	—
	Los Angeles	.375	8	3	2	3		Oakland	—	—	—	—	—
	Milwaukee	—	—	—	—	—		Seattle	—	—	—	—	—
	Montreal	.400	10	4	0	2		Texas	—	—	—	—	—

RIOS BY MONTH

		1999					CAREER				
		AVG	AB	H	HR	RBI	AVG	AB	H	HR	RBI
In	March/April	.313	16	5	2	4	.313	16	5	2	4
	May	.265	49	13	1	7	.265	49	13	1	7
	June	.364	33	12	1	9	.364	33	12	1	9
	July	—	—	—	—	—	—	—	—	—	—
	August	—	—	—	—	—	—	—	—	—	—
	Sept./Oct.	.365	52	19	3	9	.390	59	23	5	12
	Before ASB	.306	98	30	4	20	.306	98	30	4	20
	After ASB	.365	52	19	3	9	.390	59	23	5	12

RIOS' STATISTICAL BREAKDOWN

		1999					CAREER				
		AVG	AB	H	HR	RBI	AVG	AB	H	HR	RBI
	Home	.357	70	25	4	17	.356	73	26	4	17
	Road	.300	80	24	3	12	.321	84	27	5	15
	Day	.359	78	28	4	13	.375	80	30	5	14
	Night	.292	72	21	3	16	.299	77	23	4	18
	Grass	.313	112	35	6	20	.328	119	39	8	23
	Turf	.368	38	14	1	9	.368	38	14	1	9
	vs.LHP	.269	26	7	2	8	.310	29	9	2	8
	vs.RHP	.339	124	42	5	21	.344	128	44	7	24
	RISP	.302	43	13	1	20	.302	43	13	1	20
	as Pinch Hitter	.333	18	6	2	3	.364	22	8	4	6
	as Designated Hitter	—	—	—	—	—	—	—	—	—	—

RIOS' CAREER FIELDING

Position	PCT.	G	PO	A	E	TC	DP	PB
Outfield	.979	60	89	5	2	96	1	—

CAREER TRANSACTIONS

- Signed as non-drafted free agent, January 6, 1994.
- Placed on Disabled List June 22-Sept. 2, 1999 (including rehabilitation assignments at Fresno July 23-30 and Aug. 12-2) with partial tear of left rotator cuff.

CAREER HIGHS

- **Most Hits:** 3 (twice), last: September 25, 1999 vs. Arizona
- **Most RBI:** 4, June 18, 1999 vs. Chicago
- **Most Home Runs:** 2, October 2, 1999 at Colorado
- **Career Grand Slams:** 1, June 18, 1999 vs. Chicago (off Doug Creek)
- **Longest Hitting Streak:** 5 games, September 23 - 29, 1999

Felix Rodriguez

PITCHER (RH)



Birthdate: December 5, 1972

2000 Opening Day Age: 27

Birthplace: Montecristi, Dominican Republic

Bats: Right **Throws:** Right **Height:** 6-1 **Weight:** 190

M.L. Service: 3 years

How Obtained: Acquired from Arizona in exchange for 2 players to be named later (LHP Troy Brohawn and OF Chris Van Rossum), Dec. 8, 1998.

Contract Status: Signed through 2001 (Agreed to 2-year contract prior to 2000 season)

CAREER...hard-throwing right-hander brings versatility to Giants bullpen...was converted to pitcher after spending 1st 3 years of professional career as catcher in Dodgers' chain...was acquired from Arizona in trade for 2 players to be named later prior to 1999 season...recorded 1st save in Diamondbacks franchise history, working perfect 9th inning in Arizona's 1st win April 5, 1998 vs. Giants...has seen Major League action with Los Angeles (1995), Cincinnati (1997) Arizona (1998) and San Francisco (1999)...

1999 SEASON...worked in middle and long relief in initial campaign with Giants...posted ML highs in nearly every pitching category, including wins (2), appearances (47), innings pitched (66.1) and strikeouts (55)...was particularly strong over final 36 outings (beginning May 23), logging 2-1 record with 2.54 ERA (46.0ip,44h,18r,14er,20bb, 42so)...in those 36 contests, yielded runs in just 10 appearances...began run with 15-appearance stretch May 23-July 16 in which he was touched for just 1er (4 runs total) over 17.2ip (0.51 ERA)...prior to May 23, struggled early as he was 0-2 with 6.20 ERA (20.1ip,23h,14er,9bb, 13so) in his initial 11 outings...recorded 1st win with Giants July 9 vs. St. Louis, working 2.0 perfect frames (4so) in SF's 5-4, 11-inning triumph...each of his 3 losses on year came in 12-inning contests in which he worked scoreless 10th and 11th frames...finished season scoreless in 8 of last 10 outings, posting 2.61 ERA during stretch (10.1ip,6h, 3er)...overall, retired 31 of 47 1st batters faced (66.0%), while stranding 15 of 31 inherited runners (48.4%)...was charged with 1 blown save...with bat, was 2-for-6 (.333) with 2B, HR, 3 RBI, sacrifice and HBP...slugged his 1st career homer (and 1st ML hit) April 10 vs. San Diego (off Andy Ashby), accounting for SF's lone run in 11-1 setback vs. Padres...participated in Dominican Winter League following season, pitching for Licey...

1998...spent season with Arizona, opening initial year of franchise as closer...earned saves in 5 of 1st 9 appearances, however, was moved to set-up role with emergence of Gregg Olson...after notching franchise's historic 1st save April 5 vs. S.F., followed with save in next outing 3 nights later in Dodger Stadium, tossing scoreless 9th in Arizona's 1st shutout, preserving Brian Anderson's 3-0 win...struggled with control May 12 vs. Chicago, walking 4 men after 2 were out to incur 7-6 loss to Cubs and was moved into set-up role...after moving into that role, ran off 7-outing scoreless string (7.1ip) May 16-June 2...was subsequently placed on 15-day Disabled List with right hip flexor June 21-July 30...while on shelf, made rehabilitation outings for triple-A Tucson (1 game, 9.00 ERA) and rookie-league Tucson (3 games, 4.15 ERA)...gave up solo home run in 1st game back from DL...allowed only 1 earned run over his next 8 appearances, spanning 8.2 innings...if his final outing of campaign (4er, 0.1ip) is removed, posted 3.86 ERA (7er, 16.1ip) in other 15 outings following his return from DL...**1997**...marked 1st full year as reliever while with Reds organization after signing as free agent...opened year at triple-A Indianapolis, but was summoned to Cincinnati June 7 for remainder of season...did not post decision in 26 appearances for Reds, including spot start...provided his most impressive work in latter half of season...compiled 6.04 ERA through 1st 12 outings, then had 2.18 in his last 14 trips to hill...made 1st Major League start Aug. 25 at Colorado, allowing 2 runs in 4.2 innings, but was not involved in Cincinnati's 7-6 victory...followed that start with 9 relief appearances, surrendering only 2 runs in span of 10.0 innings for 1.80 ERA...established big league best with 5 strikeouts in 5.0-inning relief appearance vs. Los Angeles Aug. 8, retiring last 10 men faced and 13 of last 14...**1996**...logged 2nd season at Los Angeles' triple-A Albuquerque club...split time

between rotation and bullpen, appearing 27 times overall (19 starts)...was rated Dodgers' 9th best prospect by *Baseball America*, but was released following season...signed with Cincinnati Dec. 23...**1995**...spent majority of year at Albuquerque, but did have pair of stints with Dodgers...was named Pacific Coast League Pitcher of Week May 1-7, then got 1st call to majors May 12...made big league debut May 13 with 0.1 inning vs. St. Louis, his 1st of 5 appearances before returning to triple-A...was recalled again by Dodgers May 27, making 6 more relief appearances...earned 1st Major league win June 4 vs. New York with inning of work...posted overall 1-1 mark with 2.53 ERA in 11 outings for Los Angeles...**1994**...was used exclusively as starter at double-A San Antonio, going 6-8 with 4.03 ERA in 26 games...held opposition to .219 batting average, 4th best in Texas League...**1993**...was converted to pitcher at single-A Vero Beach after spending 1st 3 seasons as catcher...went 8-8 with 3.75 ERA in 32 games (20 starts)...included was no-hitter Aug. 28 vs. Sarasota, earning him Dodgers' minor league Pitcher of Week honors...**1992**...was named 10th best prospect in Dodgers' organization by *Baseball America* as catcher...hit .291 in 32 games for rookie-league Great Falls...**1991**...hit .266 in 45 game at rookie-level Kissimmee, his 1st year of baseball in U.S...**1990**...signed as non-drafted free agent by Dodgers Oct. 17, 1989... was assigned to Dominican Summer League...

A GIANT IN THE COMMUNITY...participated in Giants Rewards and Kids Club activities and events...

PERSONAL...graduated from Liceo Bijiador (DR) High School...married (Luisa)...son (Felix, Jr., May 21, 1995)...daughter (Helen, May 13, 1997)...resides in Hermanas Mirabah, DR...

FELIX RODRIGUEZ

Year	Club	W-L	ERA	G	GS	CG	SH	SV	IP	H	R	ER	HR	HB	BB	SO	WP	BK
1993	Vero Beach	8-8	3.75	32	20	2	1	0	132.0	109	71	55	15	6	71	80	9	6
1994	San Antonio	6-8	4.03	26	26	0	0	0	136.1	106	70	61	8	4	88	126	4	5
1995	Albuquerque	3-2	4.24	14	11	0	0	0	51.0	52	29	24	5	0	26	46	0	1
	Los Angeles	1-1	2.53	11	0	0	0	0	10.2	11	3	3	2	0	5	5	0	0
1996	Albuquerque	3-9	5.53	27	19	0	0	0	107.1	111	70	66	17	9	60	65	5	4
1997	Indianapolis	3-3	1.01	23	0	0	0	1	26.2	22	10	3	0	2	16	26	1	3
	Cincinnati	0-0	4.30	26	1	0	0	0	46.0	48	23	22	2	6	28	34	4	1
1998	Arizona	0-2	6.14	43	0	0	0	5	44.0	44	31	30	5	1	29	36	5	2
	Tucson (Rookie)	0-0	4.15	3	2	0	0	0	4.1	3	4	2	0	1	2	5	0	0
	Tucson	0-0	9.00	1	0	0	0	0	1.0	1	1	1	0	0	2	0	0	0
1999	San Francisco	2-3	3.80	47	0	0	0	0	66.1	67	32	28	6	2	29	55	2	0
Minor Totals		23-30	4.16	126	78	2	1	1	458.2	404	255	212	45	22	265	348	19	19
S.F. Totals		2-3	3.80	47	0	0	0	0	66.1	67	32	28	6	2	29	55	2	0
M.L. Totals		3-6	4.47	127	1	0	0	5	167.0	170	89	83	15	9	91	130	11	3

Year	Club	AVG	G	AB	R	H	2B	3B	HR	RBI	SH	SF	HP	BB	SO	SB	CS	E
1990	Santo Domingo	.228	63	241	23	55	10	0	2	33	1	4	2	15	52	4	3	—
1991	Kissimmee	.266	45	139	15	37	8	1	2	21	0	0	1	6	32	1	0	5
1992	Great Falls	.291	32	110	20	32	8	0	2	20	1	1	1	1	16	2	0	2
Minor Totals		.253	140	490	58	124	26	1	6	74	2	5	4	22	100	7	3	7

RODRIGUEZ' M.L. BATTING

	AVG	G	AB	R	H	2B	3B	HR	RBI	SH	SF	HP	BB	SO	SB	CS	E
—	1999	.333	47	6	3	2	1	0	1	3	1	0	1	0	1	0	0
—	Career	.222	127	9	3	2	1	0	1	3	2	0	1	0	1	0	0

LAST HOME RUN: April 10, 1999 vs. San Diego (off Andy Ashby)

F. RODRIGUEZ VS. 2000 OPPONENTS

	1999						CAREER					
	W-L-S	ERA	G	IP	H	ER	W-L-S	ERA	G	IP	H	ER
vs Arizona	0-0-0	12.27	6	7.1	9	10	0-0-0	12.27	6	7.1	9	10
Atlanta	0-1-0	2.25	2	4.0	2	1	0-1-0	1.13	6	8.0	5	1
Chicago	0-0-0	2.25	2	4.0	5	1	0-2-0	3.38	9	10.2	9	4
Cincinnati	0-0-0	3.00	2	3.0	5	1	0-0-0	3.00	2	3.0	5	1
Colorado	0-0-0	0.00	3	4.2	3	0	0-0-0	5.68	8	12.2	16	8
Florida	0-1-0	3.86	1	2.1	3	1	0-1-3	4.66	7	9.2	11	5
Houston	0-0-0	1.93	3	4.2	5	1	0-0-0	3.48	7	10.1	10	4
Los Angeles	0-0-0	1.80	5	5.0	2	1	0-0-1	1.84	10	14.2	6	3
Milwaukee	0-0-0	13.50	2	1.1	5	2	0-0-0	13.50	4	4.0	12	6
Montreal	0-0-0	0.00	2	1.1	1	0	0-0-0	4.26	8	6.1	7	3
New York	0-0-0	0.00	3	3.1	4	0	1-0-0	4.72	8	13.1	18	7
Philadelphia	0-0-0	0.00	2	1.1	0	0	0-0-0	0.93	10	9.2	7	1
Pittsburgh	0-1-0	2.70	2	3.1	3	1	0-1-0	1.13	6	8.0	6	1
St. Louis	2-0-0	1.13	3	8.0	6	1	2-0-0	3.86	12	18.2	17	8
San Diego	0-0-0	5.68	4	6.1	7	4	0-1-0	7.71	7	9.1	10	8
San Francisco	---	---	---	---	---	---	0-0-1	3.68	6	7.1	4	3
Anaheim	---	---	---	---	---	---	0-0-0	13.50	1	1.1	2	2
Oakland	0-0-0	0.00	3	2.1	1	0	0-0-0	10.80	4	3.1	5	4
Seattle	0-0-0	6.75	1	1.1	1	1	0-0-0	6.75	1	1.1	1	1
Texas	0-0-0	10.13	1	2.2	5	3	0-0-0	10.13	1	2.2	5	3
Interleague	0-0-0	5.68	5	6.1	7	4	0-0-0	6.43	11	14.0	18	10

F. RODRIGUEZ' CAREER IN BALLPARKS

	1999						CAREER						
	W-L-S	ERA	G	IP	H	ER	W-L-S	ERA	G	IP	H	ER	
at Arizona	0-1-3	4.50	25	28.0	23	14	at New York	0-0-0	5.40	1	1.2	4	1
Atlanta	0-0-0	0.00	3	4.0	1	0	Philadelphia	0-0-0	1.42	7	6.1	3	1
Chicago	0-0-0	9.00	2	2.0	4	2	Pittsburgh	0-1-0	1.89	3	5.1	3	1
Cincinnati	0-0-0	4.67	17	27.0	32	14	St. Louis	0-0-0	3.68	5	7.1	5	3
Colorado	0-0-0	6.23	5	8.2	11	6	San Diego	0-1-0	8.31	4	4.1	4	4
Florida	0-1-1	4.76	4	5.2	6	3	San Francisco	---	---	---	---	---	
Houston	---	---	---	---	---	---	Anaheim	---	---	---	---	---	
Los Angeles	1-1-1	1.29	14	14.0	10	2	Oakland	0-0-0	18.00	2	2.0	4	4
Milwaukee	0-0-0	8.10	3	3.1	8	3	Seattle	---	---	---	---	---	
Montreal	0-0-0	7.36	5	3.2	6	3	Texas	0-0-0	10.13	1	2.2	5	3

F. RODRIGUEZ BY MONTH

	1999						CAREER					
	W-L-S	ERA	G	IP	H	ER	W-L-S	ERA	G	IP	H	ER
In March/April	0-0-0	4.38	7	12.1	10	6	0-1-5	5.57	17	21.0	17	13
May	0-2-0	6.17	7	11.2	14	8	0-4-0	4.50	25	28.0	30	14
June	0-0-0	1.17	7	7.2	6	1	1-0-0	4.39	22	28.2	32	14
July	2-0-0	2.40	8	15.0	15	4	2-0-0	4.38	12	24.2	29	12
August	0-1-0	5.79	8	9.1	16	6	0-1-0	4.28	27	40.0	43	19
Sept./Oct.	0-0-0	2.61	10	10.1	6	3	0-0-0	5.02	14	14.1	13	8
Before ASB	1-2-0	3.65	25	37.0	31	15	2-5-5	4.45	68	83.0	80	41
After ASB	1-1-0	3.99	22	29.1	36	13	1-1-0	4.50	59	84.0	90	42

F. RODRIGUEZ' STATISTICAL BREAKDOWN

	1999						CAREER					
	W-L-S	ERA	G	IP	H	ER	W-L-S	ERA	G	IP	H	ER
Season	2-3-0	3.80	47	66.1	67	28	3-6-5	4.47	127	167.0	170	83
Home	2-1-0	4.33	16	27.0	26	13	3-3-3	4.22	61	81.0	80	38
Road	0-2-0	3.43	31	39.1	41	15	0-3-2	4.71	66	86.0	90	45
Day	0-0-0	3.38	16	24.0	22	9	1-1-1	4.37	41	57.2	64	28
Night	2-3-0	4.04	31	42.1	45	19	2-5-4	4.53	86	109.1	106	55
Starter	---	---	---	---	---	---	0-0-0	3.86	1	4.2	5	2
Reliever	2-3-0	3.80	47	66.1	67	28	3-6-5	4.49	126	162.1	165	81

F. RODRIGUEZ' CAREER FIELDING

Position	PCT.	G	PO	A	E	TC	DP	PB
Pitcher	1.000	127	6	27	0	33	2	---

CAREER TRANSACTIONS

■ Signed by Los Angeles as non-drafted free agent, Oct. 17, 1989.

- Signed by Cincinnati as free agent, Dec. 23, 1996.
- Traded to Arizona for player to be named later (RHP Scott Winchester, Nov. 18), Nov. 11, 1998.
- Traded to San Francisco for 2 players to be named later (LHP Troy Brohawn and OF Chris Van Rossum), Dec. 8, 1998.

CAREER HIGHS

- **Low-Hit Game:** No complete games
- **Innings Pitched-** **Starter:** 4.2, Aug. 25, 1997 at Colorado (with Cincinnati)
Reliever: 5.0, Aug. 8, 1997 vs. Los Angeles (with Cincinnati)
- **Most Strikeouts:** 5 (twice), last: July 26, 1999 vs. St. Louis
- **Winning Streak:** 2, July 9-26, 1999
- **Losing Streak:** 2 (twice), last: May 5-11, 1999

Guillermo Rodriguez

CATCHER



Birthdate: May 15, 1978

2000 Opening Day Age: 21

Birthplace: Barquisimeto Lara, Venezuela

Bats: Right **Throws:** Right **Height:** 5-11 **Weight:** 195

M.L. Service: None

How Obtained: Signed as non-drafted free agent, Nov. 17, 1995.

Contract Status: Signed through 2000

CAREER...has logged 4 years in Giants organization, despite being just 21 years old...appeared in just 29 games during 1st 3 years as professional, before playing in 74 contests in 1999...has made stops at 4 different single-A affiliates along San Francisco's organizational chain...has seen action at catcher (89 games), 1st base (14) and outfield (1)...

1999 SEASON...had finest campaign of young professional career, splitting season between single-A Bakersfield and Rookie League Salem-Keizer...overall, combined to post career-highs in games played (74), at-bats (207), hits (56), doubles (10), HR (7), RBI (45) and runs scored (26)...started year at Bakersfield and posted .290 batting average (27-for-93) in 41 games...had 1 home run and 11 RBI for Blaze before moving on to Salem-Keizer...with Volcanoes, hit .254 (29-for-114) with 6 homers and 34 RBI...played for La Guaira in Venezuelan Winter League following season...

1998...appeared in just 2 games in U.S. on campaign...in lone game with Salem-Keizer, went 1-for-4 at Eugene, June 18...was transferred to single-A San Jose and appeared in both games of doubleheader July 2 at Visalia (0-for-1)...also played for Guacara of Venezuelan Summer League...hit .327 (33-for-101) with 5 homers and 26 RBI in 32 games...**1997**...played in 24 games combined between Salem-Keizer and San Jose...began season with Volcanoes, going 9-for-39 (.231) with 3 RBI in 12 games...with San Jose, hit .148 (4-for-27) with 2 RBI in 14 contests...**1996**...began professional career as 18-year-old with Rookie League Bellingham...appeared in just 3 games, playing outfield in each contest...

PERSONAL...graduated from V.E. Formacion Deportiva (Barquisimeto, VZ)...married (Johanna Torres, Feb. 14, 1998)...resides in Barquisimeto Lara, VZ...

GUILLERMO SEGUNDO RODRIGUEZ

Year	Club	AVG	G	AB	R	H	2B	3B	HR	RBI	SH	SF	HP	BB	SO	SB	CS	E
1996	Bellingham	.000	3	4	1	0	0	0	0	0	0	0	0	0	1	0	0	0
1997	Salem-Keizer	.231	11	39	3	9	3	0	0	3	0	0	0	5	12	0	1	1
	San Jose	.148	13	27	2	4	3	1	0	2	2	0	0	0	9	0	0	0
1998	Salem-Keizer	.250	1	4	0	1	0	0	0	0	0	0	0	0	1	0	1	0
	San Jose	.000	1	1	0	0	0	0	0	0	0	0	0	0	0	0	0	0
	VSL-Guacara	.327	32	101	16	33	3	0	5	26	0	2	3	13	19	9	1	0
1999	Bakersfield	.290	41	93	10	27	5	0	1	11	3	2	4	3	18	4	0	6
	Salem-Keizer	.254	33	114	16	29	5	0	6	34	0	0	3	9	28	1	3	5
Minor Totals		.269	135	383	48	103	19	1	12	76	5	4	10	30	88	14	6	12

CAREER TRANSACTIONS

■ Signed by San Francisco as non-drafted free agent, Nov. 17, 1995. Signed by Luis Rosa.

Kirk Rueter

PITCHER (LH)



Pronunciation: (REE-ter)

Birthdate: December 1, 1970

2000 Opening Day Age: 29

Birthplace: Centralia, Illinois

Bats: Left **Throws:** Left **Height:** 6-2 **Weight:** 205

M.L. Service: 5 years, 124 days

How Obtained: Acquired from Montreal with RHP Tim Scott in exchange for RHP Mark Leiter, July 30, 1996.

Contract Status: Signed through 2000 (signed 3-year contract prior to 1998 season)

CAREER...has impressive 70-39 lifetime record in parts of 5 years in majors for 2nd-highest winning pct. (.642) for lefty since 1980, behind only Randy Johnson (159-88, .644)...winning pct. is 6th-best among all active ML pitchers heading into 2000...is 1st Giants left-hander to post at least 13 victories in 3 consecutive seasons since Vida Blue accomplished feat 1978-80...was Giants' winningest left-hander during 1990's, going 45-27...Shawn Estes (40-36) was 2nd, while Trevor Wilson (39-41) finished 3rd...SF is 61-40 in games he's started (.604) since coming to club in 1996...has allowed 3 earned runs or less in 117 of his 160 Major League starts (73.1%)...has posted 39-21 mark with 4.46 ERA (229er, 461.2ip) over last 80 outings, dating back to final 14 starts of 1997...opened his Major League career with 10-game winning streak that spanned from 1993-94 with Expos...big league record for wins to start career is 12 straight, held by Hooks Wiltse (1904 NY Giants) and Butch Metzger (1974 Giants, 1975-76 Padres)...Fernando Valenzuela opened his career with 10 straight victories for Dodgers in 1981...was named NL Rookie Pitcher of Year by *The Sporting News* and 8th best '93 Major League rookie by *Baseball America*...is hitting .199 (29-for-146) in last 75 starts, dating back to final 9 outings of 1997...was hitting just .086 (13-for-152) in career prior to current stretch...

1999 SEASON...logged 15 victories, 2nd highest total of career behind 1998's 16-win mark...however, 10 losses were new career standard, surpassing 1998's 9 defeats...tied career high with 33 starts, established in 1998...finished 2nd on staff in wins (15), while tying for lead in starts...also ranked 3rd on club with 184.2 innings...Giants went 21-12 in his starts (.636) for 2nd best winning pct. among rotation members, behind only Russ Ortiz' .667 mark (22-11)...received 3rd best run support per 9.0 innings in National League with 6.63 mark (136 runs)...finished 2nd in circuit for lowest percentage of stolen bases allowed by pitcher, yielding 33.3% (4 steals in 12 attempts)...only Terry Mulholland's 20.0% mark was better...allowed 3 earned runs or less in 20 of 33 starts (60.6%)...was SF's best control pitcher, yielding just 2.7 free passes per 9.0 innings (55bb, 184.2ip)...yielded 2 or fewer walks in game 26 of 33 starts (78.8%)...got off to rough start, surren-

dering 13.50 ERA (19er, 12.2ip) while going 1-1 over 1st 4 outings...rebounded to go 14-9 with 4.81 ERA (92er, 172.0ip) over final 29 starts...found groove in final 14 games before All-Star Break, going 6-3 with 4.15 ERA (39er, 84.2ip)...tossed 4th career complete game June 29 vs. Colorado as Giants cruised to 10-1 victory...hit .155 (9-for-58) for 2nd-best career mark behind 1998's .209 average...5 RBI tied for 2nd among pitching staff, while 8 sacrifices were also 2nd...

1998...led Giants with career-high 16 victories, with his win total surpassing his previous best of 13 victories accomplished last year... also made career-best 33 starts...ranked among NL leaders in wins (tied for 10th) and run support per 9.0 innings (1st, 7.76—158 runs in 183.1ip)...allowed 3 earned runs-or-less in 22 of 33 start (66.7%)...finished season with 4-game winning streak over last 7 starts, posting 3.63 ERA (16er, 39.2ip)...had each of his last 6 starts cut short due to left elbow fatigue...went 3-0 with 3.98 mark (14er, 31.2ip) in those contests...was 2nd on staff to Mark Gardner (28) with 27 clouts surrendered...logged career-best victory #16 Sept. 22 in SF's 14-2 romp over Pittsburgh...fired 2-hit, complete game for win (#8) July 28 in Montreal, 6-1 SF triumph vs. former team...yielded just infield single (in 1st) over initial 8.0 frames...added 2-for-4 effort with 2B and RBI at plate...his 2B in 8th inning marked 1st extra-base hit of his career, snapping string of 212 at-bats without extra-base knock...owned 6-game winning streak May 21-July 2, which tied Orel Hershiser's 6-game string May 10-June 5 for longest by Giant... during string, posted 3.81 ERA (21er, 49.2ip) over 9 starts... was his longest winning streak since he opened his Major League career with 10 consecutive wins (July 7, 1993-May 21, 1994)...made his 100th big league appearance April 25 vs. Milwaukee, when he picked up his 3rd win of year...allowed 1 unearned run over 6.2 innings...led SF pitchers with career-high 9 sacrifices while hitting .209 (14-for-67) with 2 RBI...14 hits established career-best, surpassing his previous best of 9 knocks in 1997...**1997**...completed 1st full year with Giants and emerged as one of SF's most reliable starters down stretch...won final 4 decisions, posting 1.97 ERA (7er,32.0ip) in 5 outings during September...finished 8-2 in his last 14 starts, during which he logged 2.74 ERA (27er,88.2ip)...his 13 victories surpassed his previous best of 8 (without defeat) during his rookie campaign in 1993...logged career standards in innings (190.2) and strikeouts (115)...on year, Giants won 20 of his 32 starts overall...posted victory #13 Sept. 17 vs. Los Angeles, 2-1 SF triumph at 3Com (7ip,4h, 1er)...bested Chan Ho Park, while not yielding hit until Raul Mondesi HR with 1 out in 5th...crowd of over 56,000 was in attendance, seeing SF pull rival game of LA...switched his uniform number 3 times during campaign, moving to #46 for his last 8 starts (5-1, 2.74 ERA — 15er,49.1ip)...began year with #42, going 2-2 with 3.61 mark (27er,67.1ip) in 12 outings before it was retired on Giants' Jackie Robinson Day June 7...went 6-4 with 3.77 ERA (31er,74.0ip) in 12 starts wearing #45 (before yielding number to Terry Mulholland)...led SF pitchers with 5 RBI on year...had no decision in Game #1 of NL Division Series vs. Florida, yielding 1 runs over 7.0 innings...left pitchers' duel with Kevin Brown knotted 1-1, but Marlins scored once in 9th to win 2-1...**1996**...appeared with 4 different clubs on season, starting year with Montreal and finishing campaign with Giants...in between, also pitched for triple-A Ottawa (Montreal) and triple-A Phoenix (SF)...was acquired by Giants July 30 from Montreal (with RHP Tim Scott) in exchange for RHP Mark Leiter...combined for 6-8 record with 3.97 ERA (45er,102ip) in 20 appearances (19 starts) on year at Major League level, while posting 2-4 mark with 3.76 ERA (17er,40.2ip) in 8 starts at triple-A...began season in Expos' rotation, going 2-2 with 4.45 ERA (16er,32.1ip) in 7 starts through May 9... following loss May 9 vs. Houston in which he lasted just 1.2 innings (7h,4er,1bb), was optioned to Ottawa...after just 1 start with Lynx (loss, 3ip,2er), was recalled by Expos...went back into rotation, posting 3-4 mark with 4.66 ERA (24er,46.1ip) in 9 starts from May 26-July 15...however, after dropping 2 straight and receiving no decision in 2.0-inning effort July 15 at Atlanta (5-4 Montreal loss, 7h,4r,3er), was optioned again to Ottawa...made 2 starts with Lynx (1-1, 3.75 ERA, 5er,12ip), then was traded to Giants...made SF debut Aug. 4 at Houston, working 2.1 frames of relief (1h,1er)...marked 1st career ML relief appearance, having started previous 59 contests in Majors...was optioned Aug. 7 to Phoenix, in order to work as starter...pitched for Firebirds through conclusion of their regular season and into 1st round of Pacific Coast League Playoffs...made 1 start in Firebirds 3-game sweep of Las Vegas in opening round of PCL playoffs, receiving no decision in 2-1, 13-inning win Sept. 5 (7ip,3h,1er)...was recalled Aug. 10 by Giants, missing PCL finals as SF needed starter to replace Shawn Estes (strained muscle in left side)...made

Giants Winningest Left-Handers During 1990's

1. Kirk Rueter45-27
2. Shawn Estes40-36
3. Trevor Wilson.....39-41
4. Bud Black34-32
5. Bryan Hickerson.....16-18

3 starts rest of season for Giants, going just 1-2 but posting 1.71 ERA (4er,21ip)...**1995**...started season as Montreal's 4th starter...was optioned to Ottawa with Curt Schmidt day later May 7 as Expos recalled Ugueth Urbina and Gabe White...was 0-2 with 10.56 ERA in 2 starts before demotion...marked 1st time in career he had lost consecutive starts...returned to Expos Aug. 27 to take place of suspended Carlos Perez and showed old form as he hurled 1-hit, 1-0 shutout vs. San Francisco and Mark Leiter...was Expos' 1st 1-hitter since Ken Hill Aug. 6, 1993...faced 28 Giants, completing game in 1:54 - quickest Expos' game of season...was 5-1 with 1.82 ERA in 7 starts for Montreal after returning from triple-A...underwent arthroscopic surgery Oct. 3 to repair torn meniscus in left knee...procedure was performed by Dr. Larry Coughlin at Queen Elizabeth Hospital in Montreal...**1994**...was one of those pitchers who can get to mound with less than his best stuff and still record win...his 7-3 record seemed incongruous to his 5.17 ERA...by winning 1st 2 decisions, extended his consecutive wins streak from start of his career to 10...won 1st start April 6 at Houston, running streak to 9 wins in row, then had 3 straight no decisions...won 10th straight April 29 vs. Padres, striking out 7...faced minimum 16 batters through 5.1 innings...posted 3 more no decisions before recording his 1st career loss May 21 at Pittsburgh...at that point, was 2-1 with 6.27 ERA and had averaged just over 4 innings in each of his 9 starts...his mother, Marjorie, passed away in Hoyleton, IL May 29, as result of long battle with cancer...returned home to be with family for as long as needed...was then optioned to Ottawa June 1...rejoined Expos in Chicago, after his mother's funeral, while technically on Lynx option, throwing on side June 3 and in simulated game at Wrigley June 5...returned with Expos to Montreal before flying to Toledo June 7 for his 1 actual Ottawa appearance...recalled from option for June 11 start vs. New York, his 1st in 21 days...went 5.0 innings for win June 22 at St. Louis, his 1st win since April 29 vs. San Diego...was victor in Expos' 2,000th win in history, 14-0 win at San Diego July 8...**1993**...was named NL Rookie Pitcher of Year by *The Sporting News* and 8th best '93 Major League rookie by *Baseball America*...began his trek to stardom in Majors July 7...made 14 big league starts, posting perfect 8-0 record with 2.73 ERA...had total of 29 starts at 3 levels...climbed depth of Expos' organization left-handers on basis of strong double-A performance and propelled himself rest of way, upon promotion, with excellence at triple-A Ottawa...beat Greg Brummett and San Francisco in big league debut July 7...allowed walk and single to first 2 batters of game and then retired 18 in a Expos history to make Major League debut in starting role...8.1 innings was 2nd longest pitching debut in club history to Carl Morton's 9.0 innings with no decision in 1-0 loss to Cubs April 11, 1969...beat John Smoltz and Atlanta 7-2 in complete game 5-hitter Aug. 6...was 1st complete game...collected 1st ML hit in 2nd, 2-run single to left...started triple play in 1-0 victory over Cubs Aug. 23...triple play was via line drive to mound by Rey Sanchez with runners on 1st and 2nd on move...he threw to shortstop Wil Cordero who stepped on 2nd and tagged runner from 1st...was leading double-A Eastern League in ERA when he was promoted to triple-A Ottawa May 27...**1992**...tied for 1st in Midwest League in shutouts (2)...was 3rd in Expos' organization in strikeouts (153) and 5th in ERA (2.58)...was 2nd on Rockford staff in wins (11)...1991...broke in with Gulf Coast Expos after being drafted in 19th round of June draft...combined to go 4-2 with 1.21 ERA for Gulf Coast and single-A Sumter...was promoted to Sumter in late July and responded by winning 3 consecutive starts (0.48 ERA, 18.2ip)...

Most Consecutive Wins to Start Career

1. Hooks Wiltse	NY Giants	1904	12-0
2. Kirk Rueter	Montreal	1993-94	10-0
3. Whitey Ford	NY Yankees	1950	9-0
Livan Hernandez	Florida	1997	9-0

A GIANT IN THE COMMUNITY...involved in American Cancer Society, including anti-tobacco lecture at San Francisco's Visitacion Valley Middle School...participated in Strike Out Cancer Day at Candlestick Park, acting as spokesman and purchasing over 1,000 hats for children with cancer that day...serves as local chapter honorary chairman for "Walking Dog Campaign" to raise funds for St. Judes Hospital, one of leading cancer centers in nation...led youth baseball clinics for children at Children's Health Council and Ronald McDonald House in South Bay...also taught baseball clinics for underprivileged and terminally ill children at Candlestick Park, including members from Make-A-Wish foundation and Jr. Giants...signs autographs at Giants Kids Club functions and lends his time to Giants Community Fund...participates in Giants' off-season Care-A-Van, visiting youth organizations and civic groups throughout Northern California in January...

PERSONAL...graduated from Nashville (IL) High School in 1988...earned degree in finance from Murray (KY) State in 1992...married (Karla Gill, Nov. 9, 1996)...resides in Nashville, IL...

KIRK WESLEY RUETER

Year	Club	W-L	ERA	G	GS	CG	SH	SV	IP	H	R	ER	HR	HB	BB	SO	WP	BK
1991	Gulf Coast	1-1	0.95	5	4	0	0	0	19.0	16	5	2	0	0	4	19	1	0
	Sumter	3-1	1.33	8	5	0	0	0	40.2	32	8	6	3	0	10	27	1	0
1992	Rockford	11-9	2.58	26	26	6	2	0	174.1	150	68	50	5	1	36	153	4	1
	Harrisburg	5-0	1.36	9	8	1	1	0	59.2	47	10	9	4	0	7	36	1	0
1993	Ottawa	4-2	2.70	7	7	1	0	0	43.1	46	20	13	7	0	3	27	0	0
	Montreal	8-0	2.73	14	14	1	0	0	85.2	85	33	26	5	0	18	31	0	0
1994	Montreal	7-3	5.17	20	20	0	0	0	92.1	106	60	53	11	2	23	50	2	0
	Ottawa	0-0	4.50	1	1	0	0	0	2.0	1	1	1	1	0	0	1	0	0
1995	Montreal	5-3	3.23	9	9	1	1	1	47.1	38	17	17	3	1	9	28	0	0
	Ottawa	9-7	3.06	20	20	3	1	0	120.2	120	50	41	7	1	25	67	2	1
1996	Montreal	5-6	4.58	16	16	0	0	0	78.2	91	44	40	12	2	22	30	0	0
	Ottawa	1-2	4.20	3	3	1	0	0	15.0	21	7	7	3	0	3	3	0	0
	San Francisco	1-2	1.93	4	3	0	0	0	23.1	18	6	5	0	0	5	16	2	0
	Phoenix	1-2	3.51	5	5	0	0	0	25.2	25	12	10	2	0	12	15	1	0
1997	San Francisco	13-6	3.45	32	32	0	0	0	190.2	194	83	73	17	1	51	115	3	0
1998	San Francisco	16-9	4.36	33	33	1	0	0	187.2	193	100	91	27	7	57	102	6	0
1999	San Francisco	15-10	5.41	33	33	1	0	0	184.2	219	118	111	28	2	55	94	2	0
Minor Totals		35-24	2.50	84	79	12	4	0	500.1	458	181	139	32	2	97	348	10	2
S.F. Totals		45-27	4.30	102	101	2	0	0	586.1	624	307	280	72	10	168	327	13	0
M.L. Totals		70-39	4.21	161	160	4	1	0	890.1	944	461	416	103	15	240	466	15	0

RUETER'S M.L. BATTING

	AVG	G	AB	R	H	2B	3B	HR	RBI	SH	SF	HP	BB	SO	SB	CS	E
1999	.155	33	58	6	9	2	0	0	5	8	1	0	3	6	0	0	3
Career	.140	161	298	21	42	3	0	0	21	38	2	0	13	61	0	1	5

LAST HOME RUN: None

DIVISION CHAMPIONSHIP SERIES RECORD

Year	Club	W-L	ERA	G	GS	CG	SH	SV	IP	H	R	ER	HR	HB	BB	SO	WP	BK
1998	FLA vs. SF	0-0	1.29	1	1	0	0	0	7.0	4	1	1	1	0	3	5	0	0

Top 10 Winning Percentages For Left-Handers In Majors Since 1980

(minimum of 75 decisions since 1980)

Player	Won	Lost	Percentage
Randy Johnson*	160	88	.645
Kirk Rueter*	70	39	.642
Andy Pettitte*	81	46	.638
John Tudor	116	70	.624
Mike Hampton*	70	43	.619
Tom Glavine*	187	116	.617
Jimmy Key	186	117	.614
Ron Guidry	111	72	.607
Denny Neagle*	90	60	.600
Teddy Higuera	94	64	.595

* active

stats courtesy of Bill Arnold/Sports Features Group

Top 10 Active Winning Percentages

Entering the 2000 season with a 70-39 lifetime record, Kirk Rueter's .642 winning percentage is 6th best among all active pitchers (minimum 50 decisions).

	Pitcher	Won	Lost	Winning Pct.
1.	Kevin Millwood	40	18	.690
2.	Pedro Martinez	107	50	.682
3.	Mike Mussina	136	66	.673
4.	Roger Clemens	247	134	.648
5.	Randy Johnson	160	88	.645
6.	Kirk Rueter	70	39	.642
7.	David Cone	180	102	.638
	Andy Pettitte	81	46	.638
9.	Dwight Gooden	188	107	.637
	Greg Maddux	221	126	.637

RUETER VS. 2000 OPPONENTS

	1999							CAREER						
	W-L-S	ERA	G	IP	H	ER	W-L-S	ERA	G	IP	H	ER		
vs. Arizona	2-2-0	5.70	4	23.2	33	15	3-2-0	4.91	6	36.2	46	20		
Atlanta	2-0-0	1.93	2	14.0	13	3	3-4-0	5.29	12	64.2	79	38		
Chicago	1-0-0	3.46	2	13.0	11	5	4-3-0	3.55	8	50.2	43	20		
Cincinnati	0-0-0	32.41	1	1.2	8	6	5-0-0	3.27	8	41.1	44	15		
Colorado	2-1-0	6.14	3	14.2	21	10	7-4-0	4.82	13	71.0	83	38		
Florida	0-0-0	9.00	1	5.0	7	5	3-3-0	5.33	10	50.2	61	30		
Houston	0-1-0	9.00	1	5.0	10	5	5-4-0	4.67	12	61.2	67	32		
Los Angeles	0-2-0	14.85	2	6.2	13	11	4-3-0	4.95	11	56.1	60	31		
Milwaukee	2-1-0	2.95	3	18.1	19	6	4-1-0	1.82	6	39.2	27	8		
Montreal	0-0-0	3.00	1	6.0	7	2	4-0-0	3.12	7	43.1	41	15		
New York	0-1-0	4.22	2	10.2	11	5	0-4-0	6.80	10	46.1	60	35		
Philadelphia	1-0-0	2.77	2	13.0	10	4	3-0-0	3.66	11	59.0	63	24		
Pittsburgh	0-1-0	9.00	1	6.0	7	6	4-5-0	3.84	10	58.2	58	25		
St. Louis	2-0-0	3.00	3	21.0	15	7	7-3-0	2.94	15	85.2	82	28		
San Diego	0-1-0	11.88	2	8.1	14	11	5-1-0	3.93	9	50.1	49	22		
San Francisco	---	---	---	---	---	---	2-1-0	2.03	4	26.2	14	6		
Anaheim	---	---	---	---	---	---	1-0-0	1.69	1	5.1	9	1		
Oakland	2-0-0	1.46	2	12.1	10	2	4-1-0	4.34	5	29.0	33	14		
Seattle	1-0-0	13.50	1	5.1	10	8	2-0-0	7.94	2	11.1	18	10		
Texas	---	---	---	---	---	---	0-0-0	18.00	1	2.0	7	4		
Interleague	3-0-0	5.09	3	17.2	20	10	7-1-0	5.48	9	47.2	67	29		

RUETER'S CAREER IN BALLPARKS

	1999							CAREER						
	W-L-S	ERA	G	IP	H	ER	W-L-S	ERA	G	IP	H	ER		
at Arizona	1-1-0	5.40	3	16.2	22	10	at New York	0-0-0	4.70	3	15.1	15	8	
Atlanta	1-2-0	5.63	4	24.0	30	15	Philadelphia	1-0-0	5.40	4	20.0	24	12	
Chicago	2-2-0	5.01	4	23.1	26	13	Pittsburgh	2-3-0	3.67	6	34.1	32	14	
Cincinnati	4-0-0	3.86	5	25.2	30	11	St. Louis	4-0-0	2.21	6	36.2	31	9	
Colorado	3-1-0	4.85	5	29.2	35	16	San Diego	3-0-0	2.43	5	29.2	23	8	
Florida	3-1-0	4.18	6	32.1	31	15	San Francisco	---	---	---	---	---		
Houston	---	---	---	---	---	---	Anaheim	1-0-0	1.69	1	5.1	9	1	
Los Angeles	1-3-0	7.76	6	26.2	39	23	Oakland	3-0-0	4.19	3	19.1	20	9	
Milwaukee	2-0-0	2.14	3	21.0	11	5	Seattle	---	---	---	---	---		
Montreal	12-7-0	4.69	34	172.2	195	90	Texas	---	---	---	---	---		

RUETER BY MONTH

	1999						CAREER					
	W-L-S	ERA	G	IP	H	ER	W-L-S	ERA	G	IP	H	ER
In March/April	1-1-0	10.13	5	18.2	36	21	9-4-0	4.85	26	130.0	144	70
May	3-1-0	3.55	6	38.0	34	15	8-7-0	4.36	26	140.1	147	68
June	3-1-0	3.58	5	32.2	33	13	12-4-0	4.41	25	134.2	155	66
July	2-2-0	6.15	5	26.1	30	18	10-11-0	4.56	28	154.0	169	78
August	4-2-0	4.50	6	34.0	39	17	14-7-0	3.70	27	160.2	160	66
Sept./Oct.	2-3-0	6.94	6	35.0	47	27	17-6-0	3.59	29	170.2	169	68
Before ASB	7-4-0	5.36	18	97.1	116	58	32-20-0	4.63	86	452.2	503	233
After ASB	8-6-0	5.46	15	87.1	103	53	38-19-0	3.76	75	437.2	441	183

RUETER'S STATISTICAL BREAKDOWN

	1999						CAREER					
	W-L-S	ERA	G	IP	H	ER	W-L-S	ERA	G	IP	H	ER
Season	15-10-0	5.41	33	184.2	219	111	70-39-0	4.21	161	890.1	944	416
Home	7-5-0	4.56	16	92.2	101	47	33-23-0	4.05	80	440.0	472	198
Road	8-5-0	6.26	17	92.0	118	64	37-16-0	4.36	81	450.1	472	218
Day	10-6-0	5.06	19	106.2	126	60	28-19-0	4.36	69	376.0	400	182
Night	5-4-0	5.88	14	78.0	93	51	42-20-0	4.09	92	514.1	544	234
Starter	15-10-0	5.41	33	184.2	219	111	70-39-0	4.05	80	888.0	943	415
Reliever	—	—	—	—	—	—	0-0-0	3.86	1	2.1	1	1

RUETER'S CAREER FIELDING

Position	PCT.	G	PO	A	E	TC	DP	PB
Pitcher	.981	161	60	192	5	257	18	—

CAREER TRANSACTIONS

- Selected by Montreal in 18th round (19th pick) of June 1991 draft.
- Traded to San Francisco with RHP Tim Scott in exchange for RHP Mark Leiter, July 30, 1996.

CAREER HIGHS

- **Low-Hit Game:** 1, Aug. 27, 1995 vs. San Francisco (with Montreal)
- **Innings Pitched- Starter:** 9.0 (4 times), last: June 29, 1999 vs. Colorado
- **Reliever:** 2.1, Aug. 4, 1996 at Houston
- **Most Strikeouts:** 10, July 27, 1999 vs. St. Louis
- **Winning Streak:** 10, July 7, 1993-May 21, 1994
- **Losing Streak:** 4, July 1-Sept. 15, 1996

Sammy Serrano

CATCHER



Pronunciation: (SIR-rah-n-NO)

Birthdate: December 3, 1976

2000 Opening Day Age: 23

Birthplace: Bronx, New York

Bats: Right **Throws:** Right **Height:** 6-2 **Weight:** 205

M.L. Service: None

How Obtained: Giants #6 (2nd round) selection in June 1998 draft.

Contract Status: Non-roster invitee

CAREER...23-year-old catching prospect comes to Giants' Spring Training as non-roster invitee...during 2-year career, has hit combined .280 (183-for-654) with 18 homers and 120 RBI in 173 games...pegged as organization's 10th best prospect by *Baseball America* following 1998 campaign...was originally San Francisco's 6th overall pick (2nd round) in June 1998 draft...

1999 SEASON...played full season with single-A Bakersfield...hit .276 (128-for-463) with 9 homers and team-leading 80 RBI...his RBI total was 4th most among all Giants farmhands...also ranked among team-leaders in games played (3rd - 125), at-bats (3rd - 463), runs scored (6th - 55), hits (3rd - 128), 2Bs (2nd - 30) and HRs (4th - 9)...was behind plate for 114 games, most in organization...earned Shreveport's Player of Month honors for June...hit .324 (33-for-102) with 3 homers and 20 RBI during award-winning month...was named Howe SportsData's California League Player of Week for June 7-13...in 6 games over that stretch, hit .400 (10-for-25) with 2 2Bs, HR, 4 RBI and 6 runs scored...

1998...hit .288 (55-for-191) for rookie-league Salem-Keizer...compiled 9 HRs and 40 RBI in 48 games for Volcanoes...his HR total was 2nd-best on club, while RBI total ranked 5th...was named Salem-Keizer's Player of Month for August...hit .364 (4-for-11) with HR and 5 RBI in 3 playoff games as Volcanoes claimed Northwest League Championship...

PERSONAL...graduated from Hylton (Woodbridge, VA) High School...attended Stetson (FL) University...was named 1st-team All-America by *Baseball America*, *Baseball Weekly*, *Collegiate Baseball* and National Collegiate Baseball Writers Association in 1998...ranked 2nd in NCAA with school-record .457 average in 1998...finished 3-year college career with school-record .374 batting average...was 1st college catcher selected in 1998 draft...single...resides in Woodbridge, VA...

ELI SAMUEL SERRANO

Year	Club	AVG	G	AB	R	H	2B	3B	HR	RBI	SH	SF	HP	BB	SO	SB	CS	E
1998	Salem-Keizer	.288	48	191	41	55	12	1	9	40	1	4	0	9	36	2	1	6
1999	Bakersfield	.276	125	463	55	128	30	1	9	80	0	6	5	30	78	4	6	13
Minor Totals		.280	173	654	96	183	42	2	18	120	1	10	5	39	114	6	7	19

CAREER TRANSACTIONS

- Selected by San Francisco in 2nd round (Giants' 6th pick) of June 1998 draft. Signed by Tom Zimmer.

J.T. Snow

INFIELDER

Snow



Birthdate: February 26, 1968

2000 Opening Day Age: 32

Birthplace: Long Beach, California

Bats: Left **Throws:** Left **Height:** 6-2 **Weight:** 205

M.L. Service: 6 years, 121 days

How Obtained: Acquired from Anaheim in exchange for Allen Watson (LHP) and Fausto Macey (RHP), November 27, 1996.

Contract Status: Signed through 2003 with club option for 2004 (signed 4-year extension 2000-2003 with club option for 2004, July 30, 1999)

CAREER...has been major part of Giants' success since joining club in 1997, posting 67 HRs and 281 RBI and playing Gold Glove defense in 456 games over 3 seasons...signed new 4-year contract during 1999 season that will keep him in San Francisco uniform through 2003...persevered through trying times in his 1st 2 years with club, having his 1997 Spring Training cut short after getting beamed by pitch from Seattle's Randy Johnson and mourning loss of his mother, Merry Carole Snow, in June of 1998...was selected 1st winner of Dave Dravecky Award in 1998 for being most inspirational Giants player as voted on by fans...has earned 5 consecutive Rawlings Gold Glove awards as his league's top defensive first baseman during 1995, '96, '97, '98 and '99 seasons...with his 1997 award, became just 7th player to win Gold Glove honors at same position in both leagues (1995 and '96 were in American League)...with '98 glove work, became just 4th player to win award multiple times in each league...with 104 RBI in '97, became only 5th switch hitter to reach century mark in both leagues...others include Bobby Bonilla (Baltimore, Pittsburgh), Eddie Murray (Baltimore, New York Mets), Ted Simmons (St. Louis, Milwaukee) and Ken Singleton (Baltimore, Montreal)...has particularly shined in interleague action over last 3 years, going 55-for-157 (.350) with 17 2Bs, 17 HRs and 54 RBI in 44 games...his 54 RBI in interleague play is tops among all Major Leaguers while his 17 HRs ranks 5th (Ken Griffey, Jr. leads with 19)...

1999 SEASON...cemented his place in heart of Giants batting order, posting strong numbers in 1st full season of hitting exclusively left-handed...hit .274 (156-for-570) with 24 homers and 98 RBI

in career-high 161 games...posted 20-plus homers for 3rd time in career, having also done so in 1995 (with California) and 1997...was just 2 RBI shy of reaching 100 plateau for 3rd time in career (102 in 1995 with Angels and 104 in 1997)...was 1 of 5 Giants to post 80-plus RBI on year, marking 1st such quintet in franchise history...was joined by Jeff Kent (101), Ellis Burks (96), Barry Bonds (83) and Rich Aurilia (80) in record-setting group...also established career-high with 93 runs scored...went 37 for his last 144 vs. lefties (.257 with 6 2Bs, 3B, 3 HRs, 22 RBI), after going 2-for-25 (.080, 1 RBI) to open year vs. LHPs...had 169 at-bats vs. lefties on year, after facing southpaws just 73 times in 1998...overall on year, hit .231 (39-

for-169) with 1 HR and 9 RBI vs. lefties...entering 1999, was hitting just .213 for his career vs. southpaws as right-handed batter, including just .164 in 1998...remained cornerstone of Giants infield at 1st base, committing just 6 errors in 1,349 total chances and earning 5th straight Gold Glove...his .996 fielding percentage was 2nd among all NL 1st basemen, with only AZ's Travis Lee having better mark

Good Hands People

Only 8 players have won Gold Gloves at their positions in both the American and National Leagues.

Player	Pos.	A.L.	N.L.
Bobby Shantz	P	1957-60	1961-64
Jim Kaat	P	1962-75	1976-77
Bob Boone	C	1983, 86-89	1978-79
J.T. Snow	1B	1995-96	1997-99
Robin Ventura	3B	1991-93, 96, 98	1999
Matt Williams	3B	1997	1991, 93-94
Tommy Agee	OF	1966	1970
Dave Windfield	OF	1982-85, 87	1979-80

100-RBI Switch Hitters in Both Leagues

In 1997, J.T. Snow became just 5th switch hitter to collect 100 RBI in a season in both leagues.

Player	Team	Years	RBI
Ken Singleton	Montreal	1973	103
	Baltimore	1979	111
	Baltimore	1980	104
Ted Simmons	St. Louis	1974	103
	St. Louis	1975	100
	Milwaukee	1983	108
Eddie Murray	Baltimore	1980	116
	Baltimore	1982	110
	Baltimore	1983	111
	Baltimore	1984	110
	Baltimore	1985	124
	New York Mets	1993	100
Bobby Bonilla	Pittsburgh	1988	100
	Pittsburgh	1990	120
	Pittsburgh	1991	100
	Baltimore	1996	116
J.T. Snow	California	1995	102
	San Francisco	1997	104

stats courtesy of Bill Arnold/Sports Features Group

(.997, 3 errors in 864 total chances)...was named National League Player of the Week for Aug. 23-29, hitting .444 (12-for-27) with 2 2Bs, 4 HRs, 7 runs scored and league-high 13 RBI during period...marked 2nd time he has captured award with Giants (also Aug. 4-10, 1997) and 4th time in career...collected 500th career RBI July 16 vs. As with 9th inning 2B (off Billy Taylor)...went 18-for-58 (.310) with 7 2Bs, 3 HRs and 20 RBI in 15 interleague games on year, hitting safely in 11 of 15 contests...was 1 of 5 Giants players to reach 20-homer plateau on season, marking 3rd such quintet in Giants history (also 1953 and 1973)...slugged his 1st home run of year May 4 in Pittsburgh, 2-run shot in 9th inning (off Scott Sauerbeck)...marked 1st clout since Sept. 16, 1998 at Arizona (133 at-bats without HR) and 1st of career batting left vs. left-handed pitcher...matched career-best with 4 hits April 29 in Montreal, marking 1st time as Giant and 7th time in career he has posted 4 knocks in contest...finished 4-for-5 with 3B and 4 RBI on evening, falling just 1 short of career-high in ribbies...went 2-for-5 with 2 RBI and run scored in season opener April 5 at Cincinnati...

1998...posted solid numbers in 1998, ranking among team leaders in RBI (3rd-79), home runs (3rd-15), 2Bs (3rd-28), runs scored (65-4th) and games played (138-4th)...registered his 4th career Gold Glove season, committing just 1 error on year...did so despite missing time as he visited his ailing mother and also suffering nagging injuries (right shoulder tendinitis and sprained right wrist)...eventually had arthroscopic surgery on shoulder following season...returned to team May 11 after missing all 4 games of series in Chicago May 8-10, having gone to St. Louis to be with his mother...returned to team June 22, after being away previous 5 days due to mother's passing June 17...Mrs. Snow passed away at age 54, succumbing to cancer...made his 1st start after return June 23 in Oakland, going 1-for-4 with HR...homer was Giants' 1st baserunner off Tom Candiotti and proved spark to SF's 4-2 win after trailing 2-0 early...was particularly effective in interleague games, posting .366 average (15-for-41) with 4 2Bs, 4 HRs and 14 RBI in 13 contests...slugged his 100th career home run June 28 vs. Texas, grand slam off Aaron Sele...matched career-best with 5 RBI on afternoon...closed season strong, hitting .293 (22-for-75, 1 HR, 11 RBI) in 22 games during September, including 20-for-58 (.345) stretch with 7 2Bs, 3B, HR and 9 RBI in his final 16 games (beginning Sept. 8)...batted left-handed vs. left-handed pitchers Sept. 22 vs. Pittsburgh, marking 1st time he has done so in ML career...did so rest of season, going 1-for-4 in such situations (1so) with hit being 2B off Pirates' Jason Christiansen...had arthroscopic surgery to repair damage to cartilage on

his right shoulder Oct. 23, procedure performed by Dr. Lewis Yokum and team orthopedic consultant Dr. Bill Montgomery... **1997**...established new career-highs in home runs (28), RBI (104), 2Bs (36), walks (96), strikeouts (124) and stolen bases (6)...his 28 home runs surpassed his previous high of 24, which was established in 1995 with California...hit 26 of his 28 home runs in his last 93 games (325 at-bats), after hitting just 2 in initial 64 contests (206 at-bats)...his 104 RBI marked new career standard (102 in 1995), while total was 37 more than previous year (67)...ranked 2nd on club in walks with 96 (4th most in NL)...won his 1st NL Gold Glove, 3rd overall, after ranking 3rd among NL 1st basemen with .995 fielding pct. (7 errors, 1423 total chances)...joined Jeff Kent (121 RBI) and Barry Bonds to become 1st trio of Giants to each drive in 100-or-more runs in same season since Johnny Mize (138), Walker Cooper (122) and Willard Marshall (107) did it for 1947 New York squad...feat has been accomplished only 4 times previously in franchise history (since 1900), also in 1930, '23 and '21...was named 1997 "Willie Mac Award" winner, an honor voted upon by Giants players, coaches and training staff for most inspirational player on team...missed most of Spring Training after being struck in left eye by pitch thrown by Seattle's Randy Johnson March 11 at Scottsdale Stadium... sustained fracture to lower orbit of left eye...terrorized AL pitching during year, slugging 9 home runs (in 16 games) while batting .379 (22-for-58) with 6 2Bs, 20 RBI, 13 runs scored and .948 slugging pct. in Interleague play...his start at 1st base in opener April 1 vs. Pittsburgh marked 5th player to start at 1B for SF in 5 years...Opening Day starters at 1B over 5 year span included Mark Carreon (1996), J.R. Phillips ('95), Todd Benzinger ('94) and Will Clark ('93)...had impressive game May 11 vs. Chicago, reaching base all 5 trips to plate with 2-for-2, 1-homer, 3-walk, 3-RBI showing...home run was 1st as a member of the Giants, driving 2-run shot in 8th inning (off Mel Rojas)...had career-high 12-game hitting streak July 11-24...during streak, went 18-for-47 (.383)...previous best was 11-game hitting streak in 1994 with Angels...drilled his 20th clout Aug. 8 off Montreal's Carlos Perez, his 1st batting right-handed since Sept. 17, 1996 off Oakland's Mike

Picking It Clean

J.T. Snow has the fifth highest fielding percentage of any first baseman in Major League history (minimum 5,000 fielding chances). He needs 684 additional errorless chances to pass all-time leader Steve Garvey:

Player	Total Chances	Errors	Fielding Percentage
Steve Garvey	19,951	81	.99596
Don Mattingly	15,316	64	.99584
David Segui*	7,997	34	.99577
Wes Parker	10,380	45	.99568
J.T. Snow*	8,184	36	.99562
Dan Driessen	11,653	58	.99505
Jim Spencer	10,750	55	.99491
Tino Martinez*	9,520	49	.99488
John Olerud*	10,965	57	.99483
Frank McCormick	14,885	79	.99472

*-active

The chart below shows the number of errorless chances J.T. Snow needs to pass each player ahead of him on the all-time list:

Number of chances to pass	Player
684	Steve Garvey
432	Don Mattingly
284	David Segui*
120	Wes Parker

*-active

stats courtesy of Bill Arnold/Sports Features Group

Moehler at Anaheim...established career-high with 5 RBI Aug. 4 in Cincinnati after recording his 6th career 2-HR contest, 2nd of season (also July 3 vs. Oakland)... was named NL Co-Player of Week for Aug. 4-10 with Atlanta's John Smoltz after hitting .304 (7-for-23) with 7 runs, 2B, 4 HRs, 11 RBI and 6 walks...also posted .448 on-base pct. and .947 slugging mark that week...won AL award April 18-24, 1994 as member of Angels...hit 18 HRs between June 13-Aug. 16 for highest total in majors over that period...Barry Bonds, COL's Larry Walker and NY's Tino Martinez each had 17 over that period...hammered 2 home runs including career-high-tying 24th Aug. 30 vs. Anaheim (pair of 2-run shots off Dennis Springer and Pep Harris), marking 3rd time in 1997 and 7th time in his career he had posted multi-homer games...established new single season home run mark with 25th of year Sept. 5 vs. Houston, slugging solo shot in 2nd inning (off Shane Reynolds) which gave SF 1-0 lead in eventual 4-1 triumph...hammered his 26th home run of year Sept. 18 vs. Los Angeles, slugging solo shot in 4th inning (off Tom Candiotti) which gave SF 2-1 lead in eventual 6-5, 12-inning triumph...**1996**...played 4th season with Angels organization and 2nd full season in majors...earned 2nd consecutive Rawlings Gold Glove Award for fielding excellence in American League...became 1st Angel 1st baseman to be honored twice...committed just 10 errors in 1,387 total chances for .993 fielding percentage...set career best in at-bats (575)...tied for club lead with 5 hit by pitch...equaled career best 4 hits and 4 RBI, June 9 at Cleveland...finished 4-for-6 with 2 runs scored, double, 2 home runs and 4 RBI in Angels' 8-6, 13-inning win...marked 3rd career multi-homer game and 1st from both sides of plate (off Brian Anderson and Julian Tavarez)...2nd HR was game-winner (2-run) in 13th frame...collected 3rd career grand slam July 27 vs. Milwaukee (off Ben McDonald)...tied for 9th in AL in grounded into double plays (19) and 3rd in lowest average against left handed pitchers (.199, 37-for-186, 3 HRs)...**1995**...marked 1st full season in majors, posting solid offensive numbers while garnering 1st Gold Glove honors...finished with .289 average with 24 home runs, 102 RBI and 80 runs scored...tied for club lead (with Tim Salmon) in games played (143)...his 102 RBI ranks 9th on Angels single season list...switch-hitter batted .298 (114-for-383) with 19 HRs and 74 RBI vs. right handed pitchers and .267 (43-for-161) with 5 HRs and 28 RBI vs. lefties...hit .305 (79-for-259) with 11 HRs and 51 RBI prior to All-Star break and .274 (78-for-285) with 13 HRs and 51 RBI thereafter...during 143 starts (all at 1B), batted in 3rd (2), 5th (103), 6th (28) and 7th (10) positions...hit 16 HRs (400 at-bats) in 5th position and batted .316 (31-for-98) in 6th slot...logged .997 fielding percentage, totaling just 4 errors in 1,222 total chances...**1994**...split season between triple-A Vancouver and Angels...recalled from Vancouver June 4 for injured Eduardo Perez...immediately became starter at 1st base upon his promotion, hitting safely in 9 of his 1st 11 starts...finished year starting more games at 1B than any other Angel (60)...posted 11-game hitting streak, July 15-26...batted .311 (14-for-45) during 11-game run...collected 1st career grand slam July 18 vs. Boston off Tim Vanegmond in 1st inning...notched 2nd multi-homer game of career Aug. 6 vs. Chicago (both off Jason Bere)...made just 2 errors in 528 total chances (.996)...played Winter Ball in Venezuela for Aragua...experimented by batting only from left side of plate...suffered partial tear of labrum of left shoulder diving for fly ball in left field...underwent arthroscopic surgery Dec. 15 at Anaheim Memorial Hospital...procedure was performed by team orthopedic surgeon Dr. Lewis Yocum...**1993**...marked 1st season in Angels organization...spent majority of campaign with big club, also spending 4 weeks of year with Vancouver...opened regular season by becoming 20th player in club history to hit home run in 1st game as Angel...HR (solo) came April 6 vs. Milwaukee (off Bill Wegman) in 2nd at-bat and also represented 1st of ML career...named Co-Player of Week with Seattle's Chris Bosio, April 19-25, batting .455 (10-for-22) with 8 runs scored, triple, 4 HRs and 8 RBI...finished month of April with .343 average (23-for-63), 17 runs scored, double, 2 triples, 6 HRs and 17 RBI in 19 games...despite .292 (21-for-72) batting average in June, struggled from May-July, posting just .188 (42-for-224) mark with 5 HRs and 26 RBI...compiled .223 average (65-for-291) with 11 HRs and 43 RBI through 91 games, before being optioned to Vancouver July 26...recalled by California Aug. 23, posting .281 mark (36-for-128) with 14 runs scored, 8 doubles, 5 HRs and 14 RBI in 38 games...named AL Player of Week for 2nd time during period of Sept. 27-Oct. 3...marked just 2nd Angel in club history to be honored twice in same season (Dave Winfield in 1991)...**1992**...enjoyed finest campaign at professional level in 1st year at triple-A Columbus...captured both International League MVP and "Rookie of the Year" honors, batting league-leading .313...last IL player to win both awards in same season was Randy Milligan in 1987...ranked 2nd in IL in hits (154), on-base percentage (.395), and walks (70)...also ranked 4th among league leaders in total bases (233), and 5th in runs scored (81), slugging percentage (.474) and RBI (78)...led all 1st basemen in fielding percentage (.995)...was twice named by *Baseball America* to its triple-A All-Star team and honored by IL as its premier 1st baseman...was rewarded for outstanding campaign with September call-up...was recalled by New York Sept. 19, following IL playoffs...made ML debut Sept. 20 at Kansas City, playing 1B...went hitless in 1st 10 at-bats including 4 strikeouts...broke skid with double off Tom Henke Sept. 27 vs. Toronto...1st ML RBI came in 1st start of season Sept. 29 at Cleveland, going 1-for-3 with pair of RBI...**1991**...spent entire season at double-A Albany...ranked

2nd on club in runs scored (78) and home runs (13)...was 3rd on team in RBI (76), hits (133), and walks (67)...named post-season Eastern League All-Star 1st baseman... was added to Yankees' 40-man roster Nov. 1... **1990**...marked 1st full season at single-A Prince Williams...led all 1st basemen in various defensive categories including putouts (1,208), assists (78), total chances (1,298) and double plays (120)...also led league in games played with 138... **1989**...received 1st taste of professional baseball at rookie-level Oneonta following 5th round selection by Yankees in free agent draft...

A GIANT IN THE COMMUNITY...for 2000 season, has pledged to purchase equivalent of 25 tickets to each home game at Pacific Bell Park to be used by cancer patients and underprivileged groups...recipients will sit in seating section called the "Snow Pack"...was named Giants' 1998 Roberto Clemente Man of Year...has adopted American Cancer Society as his charity...has hosted groups of children who are stricken with cancer at ballpark prior to every Sunday home game...in addition to providing youth and their parents with some of best seats in house, he brings kids onto field after batting practice for special rap session and autograph signing...as spokesperson for non-profit group, also provides support and encouragement to thousands of cancer patients when Giants host annual American Cancer Society Day at 3Com Park...makes donations to Cancer Society in lieu of receiving payment for autographs...also assists with Giants Kids and Rewards Club activities and events...

PERSONAL...graduated from Los Alamitos (CA) High School, where he lettered in baseball, football and basketball...earned All-League and All-CIF honors in all 3 sports...was high school teammate of Giants' closer Robb Nen...played 3 seasons (1987-89) at University of Arizona...as junior, led club in hitting (.359) and was named to All-Pac 10 team...holds school record in career putouts (1,651)...played with fellow Major Leaguers Scott Erickson (Orioles) and Trevor Hoffman (Padres) on U of As Pac-10 Champions in 1989...is son of Jack Snow, former Notre Dame All-America wide receiver who also played 11 NFL seasons with Los Angeles Rams...appeared as an extra on television series "ER" during 1994 off-season...married (Stacie Peters, Nov. 13, 1993)...son (Shane Michael, Dec. 16, 1997)...resides in Corona del Mar, CA...

JACK THOMAS SNOW, JR.

Year	Club	AVG	G	AB	R	H	2B	3B	HR	RBI	SH	SF	HP	BB	SO	SB	CS	E
1989	Oneonta	.292	73	274	41	80	18	2	8	51	2	4	2	29	35	4	1	6
1990	Prince Will.	.256	138	520	57	133	25	1	8	72	0	7	5	46	65	2	0	12
1991	Albany	.279	132	477	78	133	33	3	13	76	2	10	3	67	78	5	1	8
1992	Columbus	.313	135	492	81	154	26	4	15	78	1	6	1	70	65	3	3	8
	New York (AL)	.143	7	14	1	2	1	0	0	2	0	0	0	5	5	0	0	0
1993	California	.241	129	419	60	101	18	2	16	57	7	6	2	55	88	3	0	6
	Vancouver	.340	23	94	19	32	9	1	5	24	1	0	1	10	13	0	0	2
1994	Vancouver	.296	53	189	35	56	13	2	8	43	0	3	0	22	32	1	2	1
	California	.220	61	223	22	49	4	0	8	30	2	1	3	19	48	0	1	2
1995	California	.289	143	544	80	157	22	1	24	102	5	2	3	52	91	2	1	4
1996	California	.257	155	575	69	148	20	1	17	67	2	3	5	56	96	1	6	10
1997	San Francisco	.281	157	531	81	149	36	1	28	104	2	7	1	96	124	6	4	7
1998	San Francisco	.248	138	435	65	108	29	1	15	79	0	7	0	58	84	1	2	1
1999	San Francisco	.274	161	570	93	156	25	2	24	98	1	6	5	86	121	0	4	6
	Minor Totals	.287	561	2046	311	588	124	10	57	344	6	30	12	244	288	15	7	37
	S.F. Totals	.269	456	1536	239	413	90	4	67	281	3	20	6	240	329	7	10	14
	A.L. Totals	.257	495	1775	232	457	65	4	65	258	16	12	13	187	328	6	8	22
	N.L. Totals	.269	456	1536	239	413	90	4	67	281	3	20	6	240	329	7	10	14
	M.L. Totals	.263	951	3311	471	870	155	8	132	539	19	32	19	427	657	13	18	36

The Multiple Golden Ones

J.T. Snow is only 4th player to win multiple Gold Gloves in both leagues.

Player	Position	American League	National League
Jim Kaat	Pitcher	MIN (1962-72), CWS (1973-75)	PHI (1976-77)
Bob Boone	Catcher	CAL (1982, '86-88), KC (1989)	PHI (1978-79)
Dave Winfield	Outfield	NYY (1982-85, '87)	SD (1979-80)
J.T. Snow	Infielder	CAL (1995-96)	SF (1997-99)

DIVISION SERIES RECORD

Year	Club	AVG	G	AB	R	H	2B	3B	HR	RBI	SH	SF	HP	BB	SO	SB	CS	E
1997	SF vs. FLA	.167	3	6	0	1	0	0	0	0	0	0	0	1	1	0	0	0

SNOW VS. 2000 OPPONENTS

	1999					CAREER				
	AVG	AB	H	HR	RBI	AVG	AB	H	HR	RBI
vs. Arizona	.310	42	13	3	3	.329	73	24	5	10
Atlanta	.265	34	9	0	4	.158	95	15	0	9
Chicago	.333	27	9	2	10	.286	77	22	4	18
Cincinnati	.172	29	5	0	5	.253	83	21	3	20
Colorado	.354	48	17	4	12	.368	136	50	11	30
Florida	.182	33	6	2	2	.211	76	16	4	10
Houston	.212	33	7	0	3	.208	96	20	1	8
Los Angeles	.255	51	13	3	11	.232	125	29	6	20
Milwaukee	.267	30	8	0	2	.199	156	31	4	14
Montreal	.333	30	10	0	6	.323	93	30	1	19
New York	.161	31	5	0	0	.205	78	16	1	9
Philadelphia	.300	20	6	1	4	.292	72	21	3	18
Pittsburgh	.417	24	10	3	6	.301	93	28	6	13
St. Louis	.250	32	8	3	7	.271	107	29	4	22
San Diego	.250	48	12	0	3	.237	118	28	1	19
San Francisco	—	—	—	—	—	—	—	—	—	—
Anaheim	.000	8	0	0	1	.297	37	11	5	13
Oakland	.345	29	10	1	8	.303	201	61	18	44
Seattle	.400	10	4	1	6	.343	172	59	6	32
Texas	.346	11	4	1	5	.283	187	53	6	37
Interleague	.310	58	18	3	20	.350	157	55	17	54

SNOW'S CAREER IN BALLPARKS

	1999					CAREER					
	AVG	AB	H	HR	RBI	AVG	AB	H	HR	RBI	
at Arizona	.308	39	12	3	6	at New York	.200	45	9	1	7
Atlanta	.106	47	5	0	5	Philadelphia	.220	41	9	2	12
Chicago	.390	41	16	3	12	Pittsburgh	.244	45	11	1	3
Cincinnati	.262	42	11	2	11	St. Louis	.286	56	16	3	12
Colorado	.410	78	32	8	16	San Diego	.231	65	15	1	6
Florida	.205	39	8	2	5	San Francisco	—	—	—	—	—
Houston	—	—	—	—	—	Anaheim	.282	920	259	42	159
Los Angeles	.167	66	11	1	3	Oakland	.314	105	33	10	25
Milwaukee	.173	81	14	1	6	Seattle	—	—	—	—	—
Montreal	.385	52	20	1	13	Texas	.250	12	3	0	0

SNOW BY MONTH

	1999					CAREER				
	AVG	AB	H	HR	RBI	AVG	AB	H	HR	RBI
in March/April	.271	85	23	0	11	.256	425	109	7	53
May	.323	99	32	4	16	.258	551	142	21	90
June	.308	91	28	5	24	.278	625	174	28	111
July	.211	95	20	3	17	.287	628	180	28	118
August	.258	97	25	7	18	.226	518	117	27	92
Sept./Oct.	.272	103	28	5	12	.262	564	148	21	75
Before ASB	.279	315	88	10	55	.265	1806	479	69	293
After ASB	.267	255	68	14	43	.260	1505	391	63	246

SNOW'S STATISTICAL BREAKDOWN

	1999					CAREER				
	AVG	AB	H	HR	RBI	AVG	AB	H	HR	RBI
Home	.242	273	66	7	37	.272	1630	443	69	281
Road	.303	297	90	17	61	.254	1681	427	63	258
Day	.250	256	64	5	37	.251	1164	292	41	182
Night	.293	314	92	19	61	.269	2147	578	91	357
Grass	.261	482	126	21	75	.263	2853	750	123	467
Turf	.341	88	30	3	23	.262	458	120	9	72
vs.LHP	.231	169	39	3	23	.217	896	194	17	108
vs.RHP	.292	401	117	21	75	.280	2415	676	115	431
RISP	.247	158	39	4	69	.261	899	235	40	410
as Pinch Hitter	.000	4	0	0	0	.111	18	2	0	0
as Designated Hitter	—	—	—	—	—	.000	1	0	0	0

SNOW'S CAREER FIELDING

Position	PCT.	G	PO	A	E	TC	DP	PB
Catcher	.996	945	7544	603	36	7544	761	—

CAREER TRANSACTIONS

- Selected by New York Yankees in 5th round of June 1989 draft.
- Traded to California with pitchers Russ Springer and Jerry Nielsen in exchange for pitcher Jim Abbott, Dec. 6, 1992.
- Traded to San Francisco in exchange for LHP Allen Watson and RHP Fausto Macey, Nov. 27, 1996.

CAREER HIGHS

- **Most Hits:** 4 (7 times), last: April 29, 1999 at Montreal
- **Most RBI:** 5 (twice), last: June 28, 1998 vs. Texas
- **Most Home Runs:** 2 (8 times), last: July 2, 1998 at Anaheim
- **Career Grand Slams:** 5, last: July 25, 1998 vs. Cincinnati (off Scott Winchester)
- **Longest Hitting Streak:** 12 games, July 11-24, 1997

Yorvit Torrealba

CATCHER



Pronunciation: (tor-EE-all-buh)

Birthdate: July 19, 1978

2000 Opening Day Age: 21

Birthplace: Caracas, Venezuela

Bats: Right **Throws:** Right **Height:** 5-11 **Weight:** 190

M.L. Service: None

How Obtained: Signed as non-drafted free agent, Sept. 14, 1994.

Contract Status: Signed through 2000

CAREER...has completed 5 years of professional ball despite being just 21 years old...originally signed pro contract at age 16...has been in Giants' Major League Spring Training camp each of last 2 seasons, as non-roster invitee both times...more than doubled his career minor league totals in 1997, becoming starting catcher at single-A Bakersfield after serving in reserve role 1st 2 pro seasons...

1999 SEASON...young catcher made appearances on 3 different rosters along Giants organizational chain in 1999...overall, hit combined .261 (92-for-353) with 8 HR and 43 RBI for Shreveport, Fresno and San Jose...spent majority of campaign with double-A Shreveport, hitting combined .244 in 2 different stints with club...opened season with Captains, hitting .274 (40-for-146) in 44 games before being promoted to triple-A Fresno June 16...promotion coincided with fellow catcher Doug Mirabelli being recalled to Major League roster...in 17 games with Grizzlies, hit .254 (16-for-63) with 2 HR and 10 RBI...returned to Shreveport July 9 as Mirabelli was optioned back to Fresno...struggled in 2nd stint with Captains, hitting just .178 (13-for-71) in 21 games from July 11-Aug. 16...was transferred to single-A San Jose Aug. 18, where he stayed for remainder of season...hit .315 (23-for-73) with 2 HR and 14 RBI in 19 games for Giants...played for Occidente in Venezuelan Winter League...

1998...split his season between 3 stops in Giants' chain after making 1st appearance in Major League Spring Training as non-roster invitee...logged time at double-A Shreveport, single-A San Jose and triple-A Fresno...struggled at plate for most of campaign (.245, 68-for-277), but showed excellent defensive skills while logging .994 combined fielding pct. (680 total chances, 4 errors)...got off

to slow start at double-A level, going 2-for-29 (.069) with 2 RBI in 10 contests before being sent to San Jose April 20...got his stroke back together while with Giants, hitting .286 (20-for-70) in 21 games before returning to Shreveport in mid June...had his finest month in August, posting .296 mark (24-for-81) with 5 2Bs and 4 RBI...earned late season promotion to Fresno, where he appeared in 4 regular season games...posted solid PCL post season numbers, hitting .375 (6-for-16) with 2B and RBI in 5 contests... **1997**...had solid campaign at single-A Bakersfield, posting .274 average with 4 home runs and 40 RBI in 119 contests...made starts in 108 of teams' 140 games, opening 102 at catcher and 6 as DH...had season-high 15-game hitting string from April 5-24 (.361, 22-for-61) and hit safely in 22-of-23 contests from April 5-May 5 (.396, 36-for-91)... **1996**...saw action for 3 different teams in Giants' minor league system, spending majority of time at rookie-level Bellingham after making brief appearances at single-A San Jose and single-A Burlington...combined totals included .252 average (40-for-159) with 1 HR and 10 RBI in 51 games...opened year at San Jose, where he played in 2 games (0-for-5) before being transferred to Burlington April 25...appeared in just 1 game at Burlington (0-for-4) before being transferred to Bellingham May 10...was sent to extended spring training following May 10 transfer, where he remained prior to Bellingham opening Northwest League season in mid-June... **1995**...in 1st pro year, logged full campaign at Bellingham short-season club following stay at extended spring...

PERSONAL...graduated from Vincente Emilio Sojo (VZ)...attended Alberto Sequin Vera (VZ)...married (Milangela Alvarez)...son (Yorvit Eduardo, July 14, 1997)...resides in Guarenas, Mirando, Venezuela...

YORVIT ADOLFO TORREALBA


Year	Club	AVG	G	AB	R	H	2B	3B	HR	RBI	SH	SF	HP	BB	SO	SB	CS	E
1995	Bellingham	.155	26	71	2	11	3	0	0	8	0	1	1	2	14	0	1	5
1996	San Jose	.000	2	5	0	0	0	0	0	0	0	0	0	1	1	0	0	0
	Burlington	.000	1	4	0	0	0	0	0	0	0	0	0	0	1	0	1	0
	Bellingham	.267	48	150	23	40	4	0	1	10	4	2	0	9	27	4	1	2
1997	Bakersfield	.274	119	446	52	122	15	3	4	40	1	3	5	31	58	4	2	6
1998	Shreveport	.235	59	196	18	46	7	0	0	13	3	1	4	18	30	0	5	2
	San Jose	.286	21	70	10	20	2	0	0	10	2	1	0	1	6	2	2	2
	Fresno	.182	4	11	1	2	1	0	0	1	0	0	0	1	4	0	0	0
1999	Shreveport	.244	65	217	25	53	10	1	4	19	2	2	2	9	34	0	6	2
	Fresno	.254	17	63	9	16	2	0	2	10	0	0	2	4	11	0	2	2
	San Jose	.315	19	73	10	23	3	0	2	14	0	1	1	6	15	0	2	5
Minor Totals		.255	381	1306	150	333	47	4	13	125	12	11	15	82	201	10	22	26

CAREER TRANSACTIONS

- Signed with San Francisco as non-drafted free agent, September 14, 1994.

Ryan Vogelsong

PITCHER (RH)



Birthdate: July 22, 1977

2000 Opening Day Age: 22

Birthplace: Charlotte, North Carolina

Bats: Right **Throws:** Right **Height:** 6-3 **Weight:** 195

M.L. Service: None

How Obtained: Giants #10 (5th round) selection in June 1998 draft.

Contract Status: Non-roster invitee

CAREER...22-year-old right-hander has progressed to double-A level in 2 professional seasons...has posted 10-7 mark with 3.59 ERA in 33 career starts...overall, has amassed 201 strikeouts

in 173.0 innings pitched, while holding opposing hitters to .216 batting average against...comes to Spring Training as non-roster invitee...

1999 SEASON...split campaign between single-A San Jose and double-A Shreveport...combined to go 4-6 with 3.68 ERA in 19 games...started year with San Jose Giants, posting 4-4 record with 2.45 ERA (19er, 69.2ip) in 13 starts...limited Cal League hitters to .154 batting average against...earned honorable mention on Cal League's Post-Season All-Star squad...was named San Jose's Player of Month for April...went 1-0 with 2.35 ERA in season's opening month, striking out 26 batters while walking just 4...was named Howe SportsData's California League Pitcher of Week for April 19-25...was promoted to Shreveport in late July...made 6 starts for Captains, going 0-2 with 7.31 ERA (23er, 28.1ip)...

1998...saw action at both rookie-league Salem-Keizer and San Jose during 1st professional season...overall, posted 6-1 mark with 3.24 ERA (27er, 75.0ip) in 14 starts...began pro career with successful stay at Salem-Keizer...went 6-1 with 1.77 ERA (11er, 56.0ip) in 10 starts...ranked 5th in Northwest League for wins, while leading league in opponents batting average against (.186) and strikeouts per 9.0 innings (10.61)...earned Volcanoes' Player of Month honors for June...was named Howe SportsData's Northwest League Pitcher of Week for July 6-12...earned victory in only post-season start for Salem-Keizer, allowing 4er in 5.1ip as Volcanoes claimed NWL title...made 4 starts for San Jose during July and August., earning no decisions while posting 7.58 ERA (16er, 19.0ip)...

PERSONAL...graduated from Octarara (PA) High School in 1995...attended Kutztown State (Kutztown, PA) University...single...resides in North Grafton, MA...

RYAN ANDREW VOGELSONG

Year	Club	W-L	ERA	G	GS	CG	SH	SV	IP	H	R	ER	HR	HB	BB	SO	WP	BK
1998	Salem-Keizer	6-1	1.77	10	10	0	0	0	56.0	37	15	11	5	1	16	66	2	2
	San Jose	0-0	7.58	4	4	0	0	0	19.0	23	16	16	3	1	4	26	2	4
1999	San Jose	4-4	2.45	13	13	0	0	0	69.2	37	26	19	3	3	27	86	3	0
	Shreveport	0-2	7.31	6	6	0	0	0	28.1	40	25	23	7	2	15	23	1	1
Minor Totals		10-7	3.59	33	33	0	0	0	173.0	137	82	69	18	7	62	201	8	7

CAREER TRANSACTIONS

- Selected by San Francisco in 5th round (Giants' 10th pick) of June 1998 draft. Signed by Alan Marr.

Ben Weber

PITCHER (RH)



Pronunciation: (web-BUR)

Birthdate: November 17, 1969

2000 Opening Day Age: 30

Birthplace: Port Arthur, Texas

Bats: Right **Throws:** Right **Height:** 6-4 **Weight:** 180

M.L. Service: None

How Obtained: Signed as free agent, October 30, 1998.

Contract Status: Signed through 2000

CAREER...entering 2nd year in Giants organization, tall right-hander makes 1st appearance on 40-man roster in 2000...had contract purchased from Fresno Oct. 14, 1999...has been used as starter and reliever during 7 professional seasons in United States, starting 63 games and appearing in relief in 202 contests...also logged 2 seasons for Taipei of Taiwanese League in 1997-98...was originally #20 selection by Toronto Blue Jays in June, 1991 draft...

1999 SEASON...was used exclusively as reliever during 1st year in Giants chain, spending entire season at triple-A Fresno...posted 2-4 record with 8 saves and 3.34 ERA (32er, 86.1ip) in 51 games for Grizzlies...

1998...spent 2nd year with Taipei club in Taiwan...went 12-7 with 7 saves and 3.78 ERA in 56 games...struck out 122 batters in 144.0 innings pitched...**1997**...joined Taipei of Taiwanese League...posted 7-3 mark with 5 saves and 2.73 ERA...worked 99.0 innings over 40 appearances, logging 78 strikeouts...**1996**...played for independent Salinas club of Western Baseball League after being released by Toronto...etched 12-6 record with 3.46 ERA (57er, 148.1ip)...ranked among league leaders in innings pitched (1st), wins (11st), ERA (6th) and games started (11st - 22)...**1995**...split season between triple-A Syracuse and double-A Knoxville...at Syracuse, went 4-5 with 5.40 ERA in 25 games (15 starts)...also posted 4-1 record at Knoxville, logging 3.91 ERA in 12 starts and 1 relief outing...**1994**...started year at single-A Dunedin...went 3-2 with 3 saves and 2.73 ERA in 18 relief appearances...after promotion to Knoxville, was 4-3 with 3.76 ERA in 25 contests (10 starts)...**1993**...logged entire season at Dunedin...ranked among Florida State League leaders in games finished (3rd - 36), Rolands Relief points (T4th - 46) and games (5th - 55)...was used exclusively as reliever, going 8-3 with career-high 12 saves and 2.92 ERA...**1992**...played at single-A Myrtle Beach...went 4-7 with 1.64 ERA and 6 saves in 41 games (1 start)...**1991**...began pro career at St. Catharines of New York-Penn League...was 6-3 with 3.24 ERA in 16 games (14 starts)...

PERSONAL...attended University of Houston...married (Marisa Bufalino)...resides in Groves, TX...

BENJAMIN EDWARD WEBER

Year	Club	W-L	ERA	G	GS	CG	SH	SV	IP	H	R	ER	HR	HB	BB	SO	WP	BK
1991	St. Catharines	6-3	3.24	16	14	1	0	0	97.1	105	43	35	3	4	24	60	7	2
1992	Myrtle Beach	4-7	1.64	41	1	0	0	6	98.2	83	27	18	1	7	29	65	7	0
1993	Dunedin	8-3	2.92	55	0	0	0	12	83.1	87	36	27	4	7	25	45	7	1
1994	Dunedin	3-2	2.73	18	0	0	0	3	26.1	25	8	8	1	1	5	19	1	0
	Knoxville	4-3	3.76	25	10	0	0	0	95.2	103	49	40	8	2	16	55	4	0
1995	Syracuse	4-5	5.40	25	15	0	0	1	91.2	111	62	55	10	3	27	38	5	0
	Knoxville	4-1	3.91	12	1	0	0	0	25.1	26	12	11	3	0	6	16	0	0
1996	Salinas (Ind.)	12-6	3.46	22	22	2	0	0	148.1	138	68	57	11	8	42	102	15	0
1997	Taipei	7-3	2.73	40	-	-	-	5	99.0	85	-	-	-	-	33	78	-	-
1998	Taipei	12-7	3.78	56	-	-	-	7	144.0	150	-	-	-	-	52	122	-	-
1999	Fresno	2-4	3.34	51	0	0	0	8	86.1	78	14	11	6	5	28	67	9	0
Minor Totals*		47-34	3.13	265	63	3	0	30	753.0	756	319	262	47	37	202	467	55	3

*Does not include totals in Taiwan.

CAREER TRANSACTIONS

- Selected by Toronto in 20th round of June 1991 draft.
- Released by Toronto, March 24, 1996.
- Signed by independent Salinas (Western League), May 1996.
- Signed by Taipei (Taiwan), 1997.
- Signed by San Francisco, October 30, 1998.

2000 San Francisco Giants 40-Man Roster

(as of January 24, 2000)

MANAGER: Dusty Baker (12)
COACHES: Gene Clines (20), Sonny Jackson (16), Juan Lopez (59),
 Dave Righetti (19), Robby Thompson (5), Ron Wotus (10)
STAFF: Carlos Alfonso (17)

NO	PITCHERS (19)	B-T	HT	WT	BORN	BIRTHPLACE	RESIDENCE
37	Del Toro, Miguel	R-R	6-1	180	6-22-72	Sonora, Mexico	Sonora, Mexico
56	Embree, Alan	L-L	6-2	190	1-23-70	The Dalles, OR	Vancouver, WA
55	Estes, Shawn	L-L	6-2	192	2-18-73	San Bernardino, CA	San Francisco, CA
38	Fultz, Aaron	L-L	6-0	196	9-4-73	Memphis, TN	Northport, AL
26	Gardner, Mark	R-R	6-1	220	3-1-62	Los Angeles, CA	Fresno, CA
61	Hernandez, Livan	R-R	6-2	225	2-20-75	Villa Clara, Cuba	Miami, FL
39	Jensen, Ryan	R-R	6-0	205	9-17-75	Salt Lake City, UT	West Valley, UT
49	Johnstone, John	R-R	6-3	210	11-25-68	Liverpool, NY	Foster City, CA
40	Joseph, Kevin	R-R	6-4	200	8-1-76	Camp Hill, PA	Dallas, TX
41	Linebrink, Scott	R-R	6-3	185	8-4-76	Austin, TX	Austin, TX
28	Maurer, David	L-L	6-2	205	2-23-75	Minneapolis, MN	Burnsville, MN
36	Nathan, Joe	R-R	6-4	195	11-22-74	Houston, TX	Chandler, AZ
31	Nen, Robb	R-R	6-5	215	11-28-69	San Pedro, CA	Dove Canyon, CA
48	Ortiz, Russ	R-R	6-1	210	6-5-74	Encino, CA	Scottsdale, AZ
45	Ray, Ken	R-R	6-2	200	11-27-74	Atlanta, GA	Dawsonville, GA
50	Riley, Michael	L-L	6-2	165	1-2-75	Milford, DE	Seaford, DE
47	Rodriguez, Felix	R-R	6-1	190	12-5-72	Montecristi, DR	Santo Domingo, DR
46	Rueter, Kirk	L-L	6-3	205	12-1-70	Centralia, IL	Nashville, IL
60	Weber, Ben	R-R	6-4	180	11-17-69	Port Arthur, TX	Groves, TX
NO	CATCHERS (5)	B-T	HT	WT	BORN	BIRTHPLACE	RESIDENCE
15	Chiaromonte, Giuseppe	R-R	6-0	200	2-19-76	Santa Cruz, CA	Santa Cruz, CA
29	Estalella, Bobby	R-R	6-1	205	8-23-74	Hialeah, FL	Weston, FL
33	Mirabelli, Doug	R-R	6-1	218	10-18-70	Kingman, AZ	Sanford, FL
63	Rodriguez, Guillermo	R-R	5-11	190	5-15-78	Barquisimeto, VZ	Barquisimeto, VZ
9	Torrealba, Yorvit	R-R	5-11	180	7-19-78	Caracas, VZ	Guarenas Mirauda, VZ
NO	INFELDERS (11)	B-T	HT	WT	BORN	BIRTHPLACE	RESIDENCE
35	Aurilia, Rich	R-R	6-1	185	9-2-71	Brooklyn, NY	Scottsdale, AZ
18	Canizaro, Jay	R-R	5-9	178	7-4-73	Beaumont, TX	Orange, TX
52	Castro, Nelson	R-R	5-10	190	6-4-76	Montecristi, DR	Montecristi, DR
57	Crespo, Felipe	S-R	5-11	200	3-5-73	Rio Piedras, PR	Caguas, PR
62	Delgado, Wilson	S-R	5-11	160	7-15-75	San Cristobal, DR	San Cristobal, DR
53	Feliz, Pedro	R-R	6-1	195	4-27-77	Los Toros de Azua, DR	Los Toros de Azua, DR
21	Kent, Jeff	R-R	6-1	205	3-7-68	Bellflower, CA	Foster City, CA
34	Martinez, Ramon E.	R-R	6-1	187	10-10-72	Philadelphia, PA	Toa Alta, PR
22	Minor, Damon	L-L	6-7	230	1-5-74	Canton, OH	Edmond, OK
32	Mueller, Bill	S-R	5-10	180	3-17-71	Maryland Heights, MO	Maryland Heights, MO
6	Snow, J.T.	L-L	6-2	205	2-26-68	Long Beach, CA	Corona del Mar, CA

DIRECTOR OF TRAVEL: Reggie Younger, Jr.
TRAINERS: Stan Conte, Barney Nugent, David Groeschner
EQUIPMENT MANAGER: Mike Murphy

1999 CLUB	W-L	ERA	G	GS	CG	SV	IP	H	R	ER	BB	SO	ML-S
SAN FRANCISCO	0-0	4.18	14	0	0	0	23.2	24	11	11	11	20	
Fresno	4-2	4.42	40	0	0	0	71.1	76	41	35	29	71	0-053
SAN FRANCISCO	3-2	3.38	68	0	0	0	58.2	42	22	22	26	53	5-059
SAN FRANCISCO	11-11	4.92	32	32	1	0	203.0	209	121	111	112	159	3-101
Fresno	9-8	4.98	37	20	1	0	137.1	141	87	76	51	151	0-000
SAN FRANCISCO	5-11	6.47	29	21	1	0	139.0	142	103	100	57	86	
San Jose	1-0	4.50	2	2	0	0	10.0	10	5	5	3	13	10-044
FLORIDA	5-9	4.76	20	20	2	0	136.0	161	78	72	55	97	
SAN FRANCISCO	3-3	4.38	10	10	0	0	63.2	66	32	31	21	47	2-097
Fresno	11-10	5.12	27	27	0	0	156.1	160	96	89	68	150	0-000
SAN FRANCISCO	4-6	2.60	62	0	0	3	65.2	48	24	19	20	58	4-064
San Jose	1-2	2.35	20	0	0	2	30.2	17	9	8	13	30	
Shreveport	0-2	1.42	7	0	0	0	12.2	8	4	2	5	16	0-000
Shreveport	1-8	6.44	10	10	0	0	43.1	48	31	31	14	33	0-000
Mobile	4-4	3.63	54	0	0	3	72.0	59	30	29	26	59	0-000
Shreveport	0-1	3.12	2	2	0	0	8.2	5	4	3	7	7	
SAN FRANCISCO	7-4	4.18	19	14	0	1	90.1	84	45	42	46	54	
Fresno	6-4	4.46	13	13	1	0	74.2	68	44	37	36	82	0-093
SAN FRANCISCO	3-8	3.98	72	0	0	37	72.1	79	36	32	27	77	7-000
SAN FRANCISCO	18-9	3.81	33	33	3	0	207.2	189	109	88	125	164	1-125
Wichita	0-0	5.06	14	0	0	7	21.1	23	12	12	10	18	
Omaha	1-0	5.19	27	0	0	8	43.1	41	27	25	12	36	
KANSAS CITY	1-0	8.74	13	0	0	0	11.1	23	12	11	6	0	0-033
Shreveport	8-3	2.11	30	13	1	1	111.0	80	35	26	53	107	0-000
SAN FRANCISCO	2-3	3.80	47	0	0	0	66.1	67	32	28	29	55	3-000
SAN FRANCISCO	15-10	5.41	33	33	1	0	184.2	219	118	111	55	94	5-124
Fresno	2-4	3.34	51	0	0	8	86.1	78	34	32	28	67	0-000

1999 CLUB	AVG	G	AB	R	H	2B	3B	HR	RBI	BB	SO	SB	ML-S
Shreveport	.245	114	400	54	98	20	2	19	74	40	88	4	0-000
Clearwater	.423	8	26	3	11	3	0	1	8	3	3	0	
Scranton	.231	110	386	58	89	23	2	15	62	55	100	4	
PHILADELPHIA	.167	9	18	2	3	0	0	0	1	4	7	0	1-006
Fresno	.313	86	320	63	100	24	1	14	51	48	56	8	
SAN FRANCISCO	.253	33	87	10	22	6	0	1	10	9	25	0	1-036
Bakersfield	.290	41	93	10	27	5	0	1	11	3	18	4	
Salem-Keizer	.254	33	114	16	29	5	0	6	34	9	28	1	0-0-0
Shreveport	.244	65	217	25	53	10	1	4	19	9	34	0	
Fresno	.254	17	63	9	16	2	0	2	10	4	11	0	
San Jose	.315	19	73	10	23	3	0	2	14	6	15	0	0-000

1999 CLUB	AVG	G	AB	R	H	2B	3B	HR	RBI	BB	SO	SB	ML-S
SAN FRANCISCO	.281	152	558	68	157	23	1	22	80	43	71	2	4-027
Fresno	.280	105	364	76	102	20	2	26	78	49	79	16	
SAN FRANCISCO	.444	12	18	5	8	2	0	1	9	1	2	1	0-089
Lake Elsinore	.250	125	444	68	111	16	12	1	50	36	75	53	0-000
Fresno	.332	112	385	98	128	27	5	24	84	78	73	17	1-134
Fresno	.300	57	213	28	64	10	3	1	33	18	35	4	
SAN FRANCISCO	.254	35	71	7	18	2	1	0	3	5	9	1	1-018
Shreveport	.253	131	491	52	124	24	6	13	77	19	90	4	0-000
SAN FRANCISCO	.290	138	511	86	148	40	2	23	101	61	112	13	8-000
SAN FRANCISCO	.264	51	144	21	38	6	0	5	19	14	17	1	
Fresno	.325	29	114	13	37	7	1	2	17	10	17	2	1-018
Shreveport	.273	136	473	76	129	33	4	20	82	80	115	1	0-000
SAN FRANCISCO	.290	116	414	61	120	24	0	2	36	65	52	4	
Fresno	.417	3	12	3	5	0	1	0	6	0	0	0	3-063
SAN FRANCISCO	.274	161	570	93	156	25	2	24	98	86	121	0	6-121

2000 San Francisco Giants 40-Man Roster

continued

NO	OUTFIELDERS (5)	B-T	HT	WT	BORN	BIRTHPLACE	RESIDENCE
7	Benard, Marvin	L-L	5-9	185	1-20-70	Bluefields, NIC	Phoenix, AZ
25	Bonds, Barry	L-L	6-2	210	7-24-64	Riverside, CA	Los Altos Hills, CA
23	Burks, Ellis	R-R	6-2	205	9-11-64	Vicksburg, MS	Englewood, CO
8	Murray, Calvin	R-R	5-11	190	7-30-71	Dallas, TX	Houston, TX
1	Rios, Armando	L-L	5-9	185	9-13-71	Santurce, PR	Supply, NC

Non-Roster Invitees

NO	PITCHERS (5)	B-T	HT	WT	BORN	BIRTHPLACE	RESIDENCE
66	Ainsworth, Kurt	R-R	6-3	185	9-9-78	Baton Rouge, LA	Kingwood, TX
65	Esteves, Jake	R-R	6-1	200	6-31-75	Auburn, CA	Auburn, CA
64	McMullen, Mike	R-R	6-2	185	10-13-73	Portsmouth, VA	St. Louis, MO
58	Ramirez, Erasmo	L-L	6-0	180	4-29-76	Santa Ana, CA	Santa Ana, CA
51	Vogelsong, Ryan	R-R	6-3	195	7-22-77	Charlotte, NC	North Grafton, MA

NO	CATCHERS (1)	B-T	HT	WT	BORN	BIRTHPLACE	RESIDENCE
74	Serrano, Sammy	R-R	6-2	205	12-3-76	Bronx, NY	Woodbridge, VA

NO	INFIELDERS (4)	B-T	HT	WT	BORN	BIRTHPLACE	RESIDENCE
14	Davis, Russ	R-R	6-0	195	9-13-69	Birmingham, AL	Birmingham, AL
67	Marval, Raul	R-R	6-0	170	12-13-75	Maracaibo, VZ	Etdo Lara, VZ
68	Mendoza, Carlos	S-R	6-0	175	11-27-79	Barquisimeto, VZ	Barquisimeto, VZ
70	Ransom, Cody	R-R	6-2	190	2-17-76	Mesa, AZ	Chandler, AZ

NO	OUTFIELDERS (6)	B-T	HT	WT	BORN	BIRTHPLACE	RESIDENCE
2	Byas, Michael	S-R	6-0	170	4-21-76	St. Louis, MO	Chesterfield, MO
43	Clark, Doug	L-R	6-2	205	3-5-76	Springfield, MA	Springfield, MA
73	Glendenning, Mike	R-R	6-0	225	8-26-76	Northridge, CA	West Hills, CA
54	Lowery, Terrell	R-R	6-3	195	10-25-70	Oakland, CA	St. Petersburg, FL
71	Magruder, Chris	S-R	5-11	200	4-26-77	Tacoma, WA	Yakima, WA
72	Mota, Pedro	L-L	6-1	195	2-28-78	San Pedro de Macoris, DR	San Pedro de Macoris, DR

Numerical Roster

1	Rios, Armando	OF
2	Byas, Michael	OF-NR
5	Thompson, Robby	CCH
6	Snow, J.T.	IF
7	Benard, Marvin	OF
8	Murray, Calvin	OF
9	Torrealba, Yorvit	C
10	Wouts, Ron	CCH
12	Baker, Dusty	MGR
14	Davis, Russ	IF-NR
15	Chiaramonte, Giuseppe	C
16	Jackson, Sonny	CCH
17	Alfonso, Carlos	STAFF
18	Canizaro, Jay	IF
19	Righetti, Dave	CCH
20	Clines, Gene	CCH
21	Kent, Jeff	IF
22	Minor, Damon	IF
23	Burks, Ellis	OF
25	Bonds, Barry	OF
26	Gardner, Mark	RHP
28	Maurer, David	LHP
29	Estalella, Bobby	C
31	Nen, Robb	RHP
32	Mueller, Bill	IF
33	Mirabelli, Doug	C
34	Martinez, Ramon	IF
35	Aurilia, Rich	IF
36	Nathan, Joe	RHP
37	Del Toro, Miguel	RHP
38	Fultz, Aaron	LHP
39	Jensen, Ryan	RHP

1999 CLUB	AVG.	G	AB	R	H	2B	3B	HR	RBI	BB	SO	SB	ML-S
SAN FRANCISCO	.290	149	562	100	163	36	5	16	64	55	97	27	4-016
SAN FRANCISCO	.262	102	355	91	93	20	2	34	83	73	62	15	13-129
SAN FRANCISCO	.282	120	390	73	110	19	0	31	96	69	86	7	12-158
Fresno	.334	130	548	122	183	31	7	23	73	49	88	42	
SAN FRANCISCO	.263	15	19	1	5	2	0	0	5	2	4	1	0-038
Fresno	.275	31	109	24	30	3	0	4	21	11	22	3	
SAN FRANCISCO	.327	72	150	32	49	9	0	7	29	24	35	7	1-026

1999 CLUB	W-L	ERA	G	GS	CG	SV	IP	H	R	ER	BB	SO	ML-S
Salem-Keizer	3-3	1.61	10	10	1	0	44.2	34	18	8	18	64	0-000
San Jose	6-1	2.01	12	11	1	1	71.2	59	21	16	17	58	
Shreveport	8-2	3.63	15	14	0	0	91.2	76	40	37	13	53	0-000
Fresno	2-2	4.36	41	0	0	0	66.0	52	36	32	41	56	0-000
San Jose	2-0	2.67	31	0	0	5	57.1	42	18	17	8	52	0-000
San Jose	4-4	2.45	13	13	0	0	69.2	37	26	19	27	86	
Shreveport	0-2	7.31	6	6	0	0	28.1	40	25	23	15	23	0-000

1999 CLUB	AVG.	G	AB	R	H	2B	3B	HR	RBI	BB	SO	SB	ML-S
Bakersfield	.276	125	463	55	128	30	1	9	80	30	78	4	0-000

1999 CLUB	AVG	G	AB	R	H	2B	3B	HR	RBI	BB	SO	SB	ML-S
SEATTLE	.245	124	432	55	106	17	1	21	59	32	111	3	4-142
Shreveport	.250	2	4	0	1	0	0	0	0	0	1	0	
Fresno	.300	97	280	42	84	15	1	7	46	16	48	2	0-000
Shreveport	.202	111	332	35	67	16	4	3	34	36	65	1	0-000
Bakersfield	.275	99	356	69	98	12	6	11	47	54	108	15	
Shreveport	.122	14	41	6	5	0	0	2	4	4	22	0	0-000

1999 CLUB	AVG	G	AB	R	H	2B	3B	HR	RBI	BB	SO	SB	ML-S
Shreveport	.271	129	487	76	132	9	1	0	41	68	79	31	
Fresno	.364	5	22	4	8	2	0	0	2	5	4	2	0-000
Bakersfield	.326	118	420	67	137	17	2	11	58	59	89	17	
Shreveport	.220	15	50	6	11	3	0	1	6	4	9	0	0-000
San Jose	.245	104	368	71	90	26	1	23	80	71	112	7	
Shreveport	.264	32	106	14	28	6	0	5	19	12	30	1	0-000
Durham	.335	71	275	69	92	20	5	15	57	43	62	10	
TAMPA BAY	.259	66	185	25	48	15	1	2	17	19	53	0	0-160
Shreveport	.256	133	476	78	122	21	4	6	60	69	85	17	0-000
San Jose	.269	50	171	26	46	3	4	3	19	12	38	3	0-000

40	Joseph, Kevin	RHP
41	Linebrink, Scott	RHP
43	Clark, Doug	OF-NR
45	Ray, Ken	RHP
46	Rueter, Kirk	LHP
47	Rodriguez, Felix	RHP
48	Ortiz, Russ	RHP
49	Johnstone, John	RHP
50	Riley, Michael	LHP
51	Vogelsong, Ryan	RHP-NR
52	Castro, Nelson	IF
53	Feliz, Pedro	IF
54	Lowery, Terrell	OF-NR
55	Estes, Shawn	LHP
56	Embree, Alan	LHP
57	Crespo, Felipe	IF/OF

58	Ramirez, Erasmo	LHP-NR
59	Lopez, Juan	CCH
60	Weber, Ben	RHP
61	Hernandez, Livan	RHP
62	Delgado, Wilson	IF
63	Rodriguez, Guillermo	C
64	McMullen, Mike	RHP-NR
65	Esteves, Jake	RHP-NR
66	Ainsworth, Kurt	RHP-NR
67	Marval, Raul	IF-NR
68	Mendoza, Carlos	IF-NR
70	Ransom, Cody	IF-NR
71	Magruder, Chris	OF-NR
72	Mota, Pedro	OF-NR
73	Glendenning, Mike	OF-NR
74	Serrano, Sammy	C-NR

*Bold indicates non-roster invitee

Milestones in Reach

Dusty Baker	28 wins for most wins by SF manager 42 wins for 600 82 games for most games by SF manager 90 games for 3rd most games by franchise manager
Rich Aurilia	66 games for 500
Barry Bonds	(see chart on page 55)
Ellis Burks	29 runs for 1,000 39 home runs for 300 84 RBI for 1,000 349 at-bats for 6,000
Mark Gardner	6 wins for 50 as Giant 8 games for 300 17 wins for 100
Livan Hernandez	19 games for 100 120 strikeouts for 500
Jeff Kent	17 home runs for 100 as Giant 32 RBI for 700 39 home runs for 200 258 at-bats for 4,000
Bill Mueller	43 hits for 500 56 games for 500
Robb Nen	1 save for 5th on franchise list 1 save for 30th on all-time list 3 saves for 29th on all-time list 6 saves for 4th on franchise list 7 saves for 28th on all-time list 8 saves for 26th on all-time list 16 saves for 25th on all-time list 23 saves for 100 as Giant 31 saves for 24th on all-time list 32 saves for 23rd on all-time list 33 saves for 22nd on all-time list 42 saves for 21st on all-time list 48 saves for 3rd on franchise list
Kirk Rueter	5 wins for 50 as Giant 109.2 innings for 1,000
J.T. Snow	29 runs for 500 33 home runs for 100 as Giant 44 games for 500 as Giant 49 games for 1,000 61 RBI for 600

Review 1999



ELLIS BURKS (31 HRs/96 RBI), JEFF KENT (23/101), BARRY BONDS (34/83), J.T. SNOW (24/98) and RICH AURILIA (22/80) became the first fivesome in franchise history to drive in at least 80 runs in a year and the third 20-homer quintet.

1999 Major League Standings

A.L. EAST	WON	LOST	PCT.	GB	LAST 10			HOME	ROAD	vs EAST	vs CENT	vs WEST	vs N.L.
					GAMES	STREAK	GAMES						
NEW YORK	98	64	.605	-	5-5	LOST 1	48-33	50-31	31-18	31-22	27-15	9-9	
BOSTON	94	68	.580	4.0	6-4	WON 3	49-32	45-36	28-21	36-20	24-15	6-12	
TORONTO	84	78	.519	14.0	6-4	WON 3	40-41	44-37	24-25	34-20	17-24	9-9	
BALTIMORE	78	84	.481	20.0	3-7	LOST 4	41-40	37-44	15-34	27-22	25-21	11-7	
TAMPA BAY	69	93	.426	29.0	4-6	WON 1	33-48	36-45	25-25	26-22	14-32	4-14	

A.L. CENTRAL	WON	LOST	PCT.	GB	LAST 10			HOME	ROAD	vs EAST	vs CENT	vs WEST	vs N.L.
					GAMES	STREAK	GAMES						
CLEVELAND	97	65	.599	-	5-5	LOST 3	47-34	50-31	26-27	33-16	29-13	9-9	
CHICAGO	75	86	.466	21.5	7-3	WON 4	38-42	37-44	25-29	24-23	17-25	9-9	
DETROIT	69	92	.429	27.5	8-2	WON 1	38-43	31-49	21-34	23-25	17-23	8-10	
KANSAS CITY	64	97	.398	32.5	4-6	LOST 1	33-47	31-50	16-33	20-28	22-24	6-12	
MINNESOTA	63	97	.394	33.0	2-8	LOST 8	31-50	32-47	18-31	20-28	15-31	10-7	

A.L. WEST	WON	LOST	PCT.	GB	LAST 10			HOME	ROAD	vs EAST	vs CENT	vs WEST	vs N.L.
					GAMES	STREAK	GAMES						
TEXAS	95	67	.586	-	6-4	LOST 3	51-30	44-37	29-26	35-17	21-16	10-8	
OAKLAND	87	75	.537	8.0	3-7	WON 1	52-29	35-46	34-18	26-30	15-21	12-6	
SEATTLE	79	83	.488	16.0	4-6	LOST 1	43-38	36-45	24-27	31-25	17-20	7-11	
ANAHEIM	70	92	.432	25.0	7-3	WON 5	37-44	33-48	20-36	24-28	20-16	6-12	

N.L. EAST	WON	LOST	PCT.	GB	LAST 10			HOME	ROAD	vs EAST	vs CENT	vs WEST	vs A.L.
					GAMES	STREAK	GAMES						
ATLANTA	103	59	.636	-	8-2	WON 1	56-25	47-34	35-16	35-13	24-21	9-9	
NEW YORK	97	66	.595	6.5	5-5	WON 4	49-32	48-34	27-23	33-18	25-19	12-6	
PHILADELPHIA	77	85	.475	26.0	6-4	WON 1	41-40	36-45	28-22	22-28	16-28	11-7	
MONTREAL	68	94	.420	35.0	4-6	LOST 1	35-46	33-48	19-31	22-28	19-25	8-10	
FLORIDA	64	98	.395	39.0	4-6	LOST 1	35-45	29-53	17-34	17-31	19-26	11-7	

N.L. CENTRAL	WON	LOST	PCT.	GB	LAST 10			HOME	ROAD	vs EAST	vs CENT	vs WEST	vs A.L.
					GAMES	STREAK	GAMES						
HOUSTON	97	65	.599	-	5-5	WON 2	50-32	47-33	25-16	31-31	29-15	12-3	
CINCINNATI	96	67	.589	1.5	6-4	LOST 1	45-37	51-30	22-20	38-25	29-14	7-8	
PITTSBURGH	78	83	.484	18.5	3-7	LOST 3	45-36	33-47	19-22	30-32	22-21	7-8	
ST. LOUIS	75	86	.466	21.5	3-7	WON 1	38-42	37-44	16-25	27-34	25-19	7-8	
MILWAUKEE	74	87	.460	22.5	6-4	LOST 1	32-48	42-39	18-23	32-30	16-28	8-6	
CHICAGO	67	95	.414	30.0	6-4	LOST 1	34-47	33-48	18-23	28-34	15-29	6-9	

N.L. WEST	WON	LOST	PCT.	GB	LAST 10			HOME	ROAD	vs EAST	vs CENT	vs WEST	vs A.L.
					GAMES	STREAK	GAMES						
ARIZONA	100	62	.617	-	8-2	WON 2	52-29	48-33	33-12	27-24	33-18	7-8	
SAN FRANCISCO	86	76	.531	14.0	3-7	LOST 1	49-32	37-44	23-21	32-21	24-26	7-8	
LOS ANGELES	77	85	.475	23.0	6-4	LOST 2	37-44	40-41	21-23	26-26	22-29	8-7	
SAN DIEGO	74	88	.457	26.0	2-8	LOST 2	46-35	28-53	18-26	20-33	25-25	11-4	
COLORADO	72	90	.444	28.0	4-6	WON 1	39-42	33-48	24-21	21-32	23-29	4-8	

AMERICAN LEAGUE DIVISION LEADERS

TEAM	WINS	LOSSES	PCT.	GB
NEW YORK	98	64	.605	-
CLEVELAND	97	65	.599	-
TEXAS	95	67	.586	-

AMERICAN LEAGUE WILD CARD RACE

TEAM	WINS	LOSSES	PCT.	GB
BOSTON	94	68	.580	-
OAKLAND	87	75	.537	7.0
TORONTO	84	78	.519	10.0

NATIONAL LEAGUE DIVISION LEADERS

TEAM	WINS	LOSSES	PCT.	GB
ATLANTA	103	59	.636	-
HOUSTON	97	65	.599	-
ARIZONA	100	62	.617	-

NATIONAL LEAGUE WILD CARD RACE

TEAM	WINS	LOSSES	PCT.	GB
NEW YORK	97	66	.595	-
CINCINNATI	96	67	.589	1.0

1999 National League Team Statistics

1999 NATIONAL LEAGUE CLUB BATTING

CLUB	AVG	G	AB	R	OR	H	TB	2B	3B	HR	GS	RBI	SH	SF	HP	BB	IBB	SO	SB	CS	GI DP	LOB	SHO	SLG	OBP	
COLORADO	.288	162	5717	906	1028	1644	2696	305	39	223	2	863	54	46	43	508	30	863	70	43	125	1144	3	472	.348	
NEW YORK	.279	163	5572	853	711	1553	2421	297	14	181	8	814	63	54	48	717	53	994	150	61	149	1267	5	434	.363	
ARIZONA	.277	162	5658	908	676	1566	2595	289	46	216	8	865	61	60	48	588	52	1045	137	39	94	1169	6	459	.347	
PHILADELPHIA	.275	162	5598	841	846	1539	2412	302	44	161	3	797	70	41	46	631	37	1081	125	35	127	1221	7	431	.351	
MILWAUKEE	.273	161	5582	815	886	1524	2378	299	30	165	2	777	87	51	55	658	43	1065	81	33	110	1276	6	426	.353	
CINCINNATI	.272	163	5649	865	711	1536	2549	312	37	209	2	820	70	44	45	569	37	1125	164	54	107	1168	3	451	.341	
SAN FRANCISCO	.271	162	5563	872	831	1507	2414	307	18	188	4	828	87	42	60	696	40	1028	109	56	129	1230	2	434	.356	
HOUSTON	.267	162	5485	823	675	1463	2306	293	23	168	5	784	79	58	52	728	57	1138	166	75	127	1252	5	420	.355	
ATLANTA	.266	162	5569	840	661	1481	2427	309	23	197	2	791	74	47	53	608	62	962	148	66	120	1155	6	436	.341	
LOS ANGELES	.266	162	5567	793	787	1480	2340	253	23	187	4	761	74	51	52	594	34	1030	167	68	109	1173	6	420	.339	
MONTREAL	.265	162	5559	718	853	1473	2376	320	47	163	2	690	71	28	53	438	39	939	70	51	138	1094	8	427	.323	
FLORIDA	.263	162	5578	691	852	1465	2203	266	44	128	5	655	44	56	59	479	30	1145	92	46	119	1159	7	395	.325	
ST. LOUIS	.262	161	5570	809	838	1461	2371	274	27	194	6	763	75	44	51	613	51	1202	134	48	110	1188	4	426	.338	
PITTSBURGH	.259	161	5468	775	782	1417	2292	282	40	171	3	735	87	45	60	573	40	1197	112	44	111	1157	7	419	.334	
CHICAGO	.257	162	5482	747	920	1411	2303	255	35	189	3	717	65	44	39	571	38	1170	60	44	120	1130	7	420	.329	
SAN DIEGO	.252	162	5394	710	781	1360	2119	256	22	153	1	671	36	40	35	631	31	1169	174	67	132	1139	10	393	.332	
TOTALS	.268	89011	12838	38202	512	60	1097	799	799	674	1959	1927	92	313	1296	12966	23880	4619	2893	12321	751	9602	17153	830	18922	429

1999 NATIONAL LEAGUE CLUB PITCHING

CLUB	W	L	ERA	G	CG	SHO	REL	SV	IP	H	R	ER	HR	HB	BB	IBB	SO	WP	BK	OPP AVG
ATLANTA	103	59	3.63	162	9	9	394	45	1471.0	1398	661	593	142	26	507	55	1197	34	3	.251
ARIZONA	100	62	3.77	162	16	9	382	42	1467.1	1387	676	615	176	49	543	48	1198	39	10	.249
HOUSTON	97	65	3.83	162	12	8	339	48	1458.2	1485	675	620	128	40	478	17	1204	54	0	.267
CINCINNATI	96	67	3.98	163	6	11	381	55	1462.0	1309	711	647	190	45	636	46	1081	65	3	.241
NEW YORK	97	66	4.27	163	5	7	439	49	1456.2	1372	711	691	167	52	617	53	1172	38	4	.252
PITTSBURGH	78	83	4.33	161	8	3	425	34	1433.1	1444	782	689	160	51	633	54	1083	54	10	.263
LOS ANGELES	77	85	4.45	162	8	6	399	37	1453.0	1438	787	718	192	62	594	26	1077	53	9	.258
SAN DIEGO	74	88	4.47	162	5	6	403	43	1420.1	1454	781	705	193	35	529	47	1078	73	5	.266
MONTREAL	68	94	4.69	162	6	4	432	44	1434.1	1505	853	748	152	60	572	39	1043	46	8	.270
SAN FRANCISCO	86	76	4.71	162	6	3	450	42	1456.1	1486	831	762	194	51	655	40	1076	62	7	.265
ST. LOUIS	75	86	4.74	161	5	3	454	38	1445.1	1519	838	761	161	63	667	38	1025	60	9	.273
FLORIDA	64	98	4.90	162	6	5	453	33	1435.2	1560	852	781	171	54	655	54	943	46	12	.281
PHILADELPHIA	77	85	4.92	162	11	6	441	32	1438.1	1494	846	787	212	58	627	24	1030	67	10	.269
MILWAUKEE	74	87	5.07	161	2	5	453	40	1442.2	1618	866	813	213	51	616	42	987	64	10	.284
CHICAGO	67	95	5.27	162	11	6	441	32	1430.2	1619	920	837	221	27	529	48	980	59	9	.286
COLORADO	72	90	6.01	162	12	2	420	33	1429.0	1700	1028	995	237	60	737	46	1032	70	3	.301
TOTALS	1305	1286	4.56	1296	128	93	6706	647	23134.2	23788	12838	11722	2909	784	9595	677	17206	884	112	.267

1999 NATIONAL LEAGUE CLUB FIELDING

CLUB	PCT	G	PO	A	E	TC	DP	TP	PB
NEW YORK	.989	163	4370	1607	68	6045	147	0	10
PHILADELPHIA	.983	162	4315	1598	100	6013	144	1	13
HOUSTON	.983	162	4376	1730	106	6212	175	0	9
ARIZONA	.983	162	4402	1589	104	6095	132	0	17
SAN FRANCISCO	.983	162	4369	1629	105	6103	155	1	8
CINCINNATI	.983	163	4386	1552	105	6043	139	0	11
ATLANTA	.982	162	4413	1657	111	6181	127	0	10
COLORADO	.981	162	4287	1737	118	6142	189	0	9
MILWAUKEE	.979	161	4328	1669	127	6124	146	1	13
FLORIDA	.979	162	4307	1686	127	6120	150	0	10
SAN DIEGO	.979	162	4261	1633	129	6023	151	0	15
ST. LOUIS	.978	161	4336	1635	132	6103	163	0	8
LOS ANGELES	.978	162	4359	1725	137	6221	137	0	13
CHICAGO	.977	162	4292	1597	139	6028	135	0	14
PITTSBURGH	.976	161	4300	1745	147	6192	179	0	9
MONTREAL	.974	162	4303	1618	160	6081	125	0	16
TOTALS	.980	1296	69404	26407	1915	97726	2394	3	185

1999 Official Team Batting Statistics

PLAYER	AVG	G	AB	R	H	TB	2B	3B	HR	RBI	SH	SF	HP	BB	IBB	SO	SB	CS	DP	GI				PINCH HIT			
																				E	SLG	OBP	AB	H	HR	RBI	
Aurilia,R	.281	152	558	68	157	248	23	1	22	80	3	5	5	43	3	71	2	3	16	28	.444	.336	3	1	0	2	
Benard,M	.290	149	562	100	163	257	36	5	16	64	1	1	6	55	2	97	27	14	5	4	.457	.359	11	4	0	2	
Bonds,B	.262	102	355	91	93	219	20	2	34	83	0	3	3	73	9	62	15	2	6	3	.617	.389	1	0	0	1	
Burks,E	.282	120	390	73	110	222	19	0	31	95	0	4	6	69	2	86	7	5	11	2	.569	.394	9	2	0	3	
Canizaro,J	.444	12	18	5	8	13	2	0	1	9	0	0	0	1	0	2	1	0	0	0	.722	.474	8	4	1	2	
Delgado,W	.254	35	71	7	18	22	2	1	0	3	1	0	1	5	0	9	1	0	2	5	.310	.312	6	2	0	0	
RIGHT	.333	24	8	11	1	1	0	1	0	0	0	0	1	0	2	2	458	360	4	1	0	0	0	0	0		
LEFT	.213	47	10	11	1	0	0	2	1	0	1	0	1	4	0	7	0	0	0	.234	.288	2	1	0	0		
Guzman,E	.000	14	15	0	0	0	0	0	0	0	0	1	0	0	0	4	0	0	0	.000	.000	7	0	0	0		
Hayes,C	.205	95	264	33	54	83	9	1	6	48	0	3	1	33	0	41	3	1	8	7	.314	.292	19	2	0	4	
Javies,S	.285	132	397	61	113	145	19	2	3	34	8	2	1	38	4	63	16	7	6	4	.365	.347	21	3	0	1	
SF	.276	112	333	49	92	118	15	1	3	30	7	1	1	29	4	55	13	6	4	4	.354	.335	20	3	0	1	
RIGHT	.340	94	32	47	6	0	3	11	4	0	1	4	0	13	0	500	374	8	3	0	1	0	0	0	0		
LEFT	.251	239	60	71	9	1	0	19	3	1	0	25	4	42	4	.297	321	12	0	0	0	0	0	0	0		
Kent,J	.290	138	511	86	148	261	40	2	23	101	0	8	5	61	3	112	13	6	12	10	.511	.366	5	0	0	0	
Martinez,R	.264	61	144	21	38	59	6	0	5	19	6	1	0	14	0	17	1	2	2	6	.410	.327	15	2	0	0	
Mayne,B	.301	117	322	39	97	135	32	0	2	39	1	3	5	43	5	65	2	2	16	3	.419	.389	18	7	0	4	
Mirabelli,D	.253	33	87	10	22	31	6	0	1	10	0	1	1	9	1	25	0	0	1	0	.356	.327	5	1	0	1	
Mueller,B	.290	116	414	61	120	150	24	0	2	36	8	2	3	65	1	52	4	2	11	12	.362	.388	6	0	0	0	
RIGHT	.248	113	28	38	4	0	2	14	3	1	1	15	0	13	4	.336	338	1	0	0	0	0	0	0	0		
LEFT	.306	301	92	112	20	0	0	22	5	1	2	50	1	39	7	.372	407	5	0	0	0	0	0	0	0		
Murray,C	.263	15	19	1	5	7	2	0	0	5	0	0	0	2	0	4	1	0	0	0	.268	.333	7	1	0	2	
Rios,A	.327	72	150	32	49	79	9	0	7	29	1	1	1	24	1	35	7	4	3	2	.527	.420	18	6	2	3	
Santangelo,F	.260	113	254	49	66	98	17	3	3	26	5	2	11	53	0	54	12	4	1	1	.386	.406	18	3	0	1	
RIGHT	.278	133	37	53	8	1	2	12	1	0	8	29	0	31	1	.398	435	6	0	0	0	0	0	0	0		
LEFT	.240	121	29	45	9	2	1	14	4	2	3	24	0	23	0	.372	373	12	3	0	1	0	0	0	1		
Servais,S	.273	69	198	21	54	79	10	0	5	21	3	0	3	13	2	31	0	0	7	3	.399	.327	11	4	1	3	
Snow,J	.274	161	570	93	156	257	25	2	24	98	1	6	5	86	7	121	0	4	16	6	.451	.370	4	0	0	0	
PITCHERS	.174	162	328	33	57	76	10	0	3	31	49	1	3	18	0	85	0	1	8	9.232	.223	3	0	0	0		
Brock,C	.200	19	35	4	7	7	0	0	0	4	4	0	0	3	0	8	0	0	0	1	.200	.263	0	0	0	0	
Del Toro,M	.000	14	4	0	0	0	0	0	0	0	1	0	0	0	0	3	0	0	1	0	.000	.000	0	0	0	0	
Estes,S	.164	42	61	8	10	14	4	0	0	5	10	0	1	3	0	21	0	1	0	1	.230	.215	2	0	0	0	
Gardner,M	.103	29	39	2	4	7	0	0	1	3	6	0	0	3	0	15	0	0	3	0	.179	.167	0	0	0	0	
Hernandez,L	.270	31	63	6	17	25	2	0	2	8	7	1	1	1	0	10	0	0	2	1	.397	.288	1	0	0	0	
SF	.222	11	18	1	4	4	0	0	0	1	6	0	1	1	0	5	0	0	0	0	.222	.300	1	0	0	0	
Nathan,J	.179	19	28	1	5	6	1	0	0	1	5	0	0	2	0	6	0	0	0	0	.214	.233	0	0	0	0	
Ortiz,R	.197	33	71	7	14	19	2	0	1	8	7	0	0	3	0	17	0	0	1	0	.268	.230	0	0	0	0	
Patrick,B	.000	6	1	0	0	0	0	0	0	0	0	0	0	0	0	1	0	0	0	1	.000	.000	0	0	0	0	
Rodriguez,F	.333	47	6	3	2	6	1	0	1	3	1	0	1	0	0	1	0	0	0	0	1.000	.429	0	0	0	0	
Rodriguez,R	1.000	62	1	1	1	1	0	0	0	1	1	0	0	0	0	0	0	0	0	0	1.000	1.000	0	0	0	0	
Rueter,K	.155	33	58	6	9	11	2	0	0	5	8	1	0	3	0	6	0	0	3	1	.190	.194	0	0	0	0	
Spradlin,J	.000	59	1	0	0	0	0	0	0	0	0	0	0	0	0	0	0	0	0	2	.000	.000	0	0	0	0	
Tavarez,J	.200	47	5	0	1	1	0	0	0	0	0	0	0	0	2	0	0	0	1	.200	.200	0	0	0	0		
SF GIANTS	.271	162	5563	872	1507	2414	307	18	188	828	87	42	60	696	40	1028	109	56	129	105	.434	.356	194	42	4	29	
OPPONENTS	.265	162	5614	831	1486	2376	270	19	194	793	71	39	51	655	40	1076	129	53	116	134	.423	.345	245	62	9	41	

Pinch-hit Home Runs (3): Rios (May 16 at Houston and Sept. 29 vs. Los Angeles); Servais (Sept. 3 at Pittsburgh) Opponents: 9

1999 Official Pitching Statistics

PITCHER	R/L	W	L	ERA	G	GS	CG	GF	SHO	SV	IP	H	R	ER	HR	HB	BB	IBB	SO	WP	BK	OPP
																						AVG
Brock,C	R	6	8	5.48	19	19	0	0	0	0	106.2	124	69	65	18	4	41	2	76	8	2	.291
Del Toro,M	R	0	0	4.18	14	0	0	2	0	0	23.2	24	11	11	5	0	11	0	20	0	0	.264
Embree,A	L	3	2	3.38	68	0	0	13	0	0	58.2	42	22	22	6	3	26	1	53	3	0	.200
Estes,S	L	11	11	4.92	32	32	1	0	1	0	203.0	209	121	111	21	5	112	2	159	15	1	.268
Gardner,M	R	5	11	6.47	29	21	1	2	0	0	139.0	142	103	100	27	8	57	2	86	3	1	.267
Hernandez,L	R	8	12	4.64	30	30	2	0	0	0	199.2	227	110	103	23	2	76	5	144	2	2	.286
SF	R	3	3	4.38	10	10	0	0	0	0	63.2	66	32	31	6	0	21	2	47	0	1	.267
Johnstone,J	R	4	6	2.60	62	0	0	11	0	3	65.2	48	24	19	8	1	20	5	56	2	1	.203
Nathan,J	R	7	4	4.18	19	14	0	2	0	1	90.1	84	45	42	17	1	46	0	54	2	0	.243
Nen,R	R	3	8	3.98	72	0	0	64	0	37	72.1	79	36	32	8	0	27	3	77	5	0	.275
Ortiz,R	R	18	9	3.81	33	33	3	0	0	0	207.2	189	109	88	24	6	125	5	164	13	0	.244
Patrick,B	R	1	0	10.13	6	0	0	2	0	1	5.1	9	7	6	1	0	3	0	6	0	0	.375
Rodriguez,F	R	2	3	3.80	47	0	0	26	0	0	66.1	67	32	28	6	2	29	2	55	2	0	.262
Rodriguez,R	L	3	0	5.24	62	0	0	8	0	0	56.2	60	33	33	8	1	28	5	44	1	0	.274
Rueter,K	L	15	10	5.41	33	33	1	0	0	0	184.2	219	118	111	28	2	55	2	94	2	0	.297
Spradlin,J	R	3	1	4.19	59	0	0	14	0	0	58.0	59	31	27	4	10	29	6	52	2	0	.259
Tavarez,J	R	2	0	5.93	47	0	0	12	0	0	54.2	65	38	36	7	8	25	3	33	4	1	.295
SF GIANTS		86	76	4.71	162	162	6	156	3	42	1456.1	1486	831	762	194	51	655	40	1076	62	7	.265
OPPONENTS		76	86	4.89	162	162	4	158	2	36	1449.0	1507	872	788	188	60	696	40	1028	80	3	.271

Combined Shutouts (2): Nathan, Johnstone and Nen, April 21 vs. Florida; Rueter, R. Rodriguez and Tavarez, June 5 vs. Oakland.

1999 Giants Bullpen Breakdown

Pitcher	G	Relief W-L-S	Inherited Runners/LOB	First Batters Faced/Retired	Save Opportunities
Del Toro, M.	14	0-0-0	5/3 (60.0%)	14/9 (64.3)	0/0 (-.%)
Embree, A.	68	3-2-0	47/35 (74.5%)	68/47 (69.1)	3/0 (0.0%)
Gardner, M.	8	1-1-0	2/2 (100.0%)	8/4 (50.0%)	1/0 (0.0%)
Johnstone, J.	62	4-6-3	20/14 (70.0%)	62/40 (64.5%)	7/3 (42.9%)
Nathan, J.	5	0-1-1	0/0 (-.%)	5/1 (20.0%)	1/1 (100.0%)
Nen, R.	72	3-8-37	15/7 (46.7%)	72/42 (58.3)	46/37 (80.4%)
Patrick, B.	6	1-0-1	8/7 (87.5%)	6/6 (100.0%)	1/1 (100.0%)
Rodriguez, F.	47	2-3-0	31/15 (48.4%)	47/31 (66.0%)	1/0 (0.0%)
Rodriguez, R.	62	3-0-0	55/44 (80.0%)	62/38 (61.3%)	2/0 (0.0%)
Spradlin, J.	59	3-1-0	49/38 (77.6%)	59/32 (54.2%)	1/0 (0.0%)
Tavarez, J.	47	2-0-0	38/25 (65.8%)	47/29 (61.7%)	2/0 (0.0%)
Giants	450	22-22-42	270/190 (70.4%)	450/279 (62.0%)	65/42 (64.6%)

1999 Giants Individual Fielding

PLAYER	PCT	G	GS	PO	A	E	TC	DP	TP
PITCHERS (16)									
Brock,C	.952	19	19	11	9	1	21	2	0
Del Toro,M	1.000	14	0	1	3	0	4	2	0
Embree,A	1.000	68	0	2	3	0	5	0	0
Estes,S	.980	32	32	18	31	1	50	1	0
Gardner,M	1.000	29	21	7	18	0	25	1	0
Hernandez,L	1.000	10	10	6	13	0	19	1	0
Johnstone	1.000	62	0	5	8	0	13	0	0
Nathan,J	1.000	19	14	3	11	0	14	0	0
Nen,R	.857	72	0	2	10	2	14	1	0
Ortiz,R	1.000	33	33	13	31	0	44	2	0
Patrick,B	.500	6	0	0	1	1	2	0	0
Rodriguez,F	1.000	47	0	5	11	0	16	1	0
Rodriguez,R	1.000	62	0	6	11	0	17	1	0
Rueter,K	.978	33	33	15	30	1	46	5	0
Spradlin,J	.750	59	0	2	4	2	8	1	0
Tavarez,J	.929	47	0	7	6	1	14	1	0
FIRST BASE (4)									
Hayes,C	1.000	20	11	103	8	0	111	9	0
Kent,J	1.000	1	1	7	2	0	9	2	0
Servais,S	1.000	1	0	1	0	0	1	0	0
Snow,J	.996	160	150	1221	122	6	1349	123	1
SECOND BASE (6)									
Canizaro,J	1.000	4	2	2	5	0	7	1	0
Delgado,W	.963	15	4	17	9	1	27	2	0
Kent,J	.984	133	132	279	325	10	614	90	1
Martinez,R	.992	27	18	50	68	1	119	15	0
Mueller,B	1.000	3	0	2	0	0	2	0	0
Santangelo,F	1.000	11	6	13	21	0	34	1	0
THIRD BASE (5)									
Guzman,E	1.000	5	2	2	7	0	9	0	0
Hayes,C	.940	55	51	27	83	7	117	3	0
Martinez,R	1.000	11	5	5	9	0	14	0	0
Mueller,B	.958	108	102	81	195	12	288	17	1
Santangelo,F	1.000	3	2	1	0	0	1	0	0
SHORTSTOP (4)									
Aurilia,R	.957	150	146	218	411	28	657	97	0
Delgado,W	.932	20	9	22	33	4	59	10	0
Martinez,R	.878	12	7	11	25	5	41	4	0
Santangelo,F	.000	1	0	0	0	0	0	0	0
OUTFIELDERS (8)									
Benard,M	.988	142	127	323	5	4	332	1	0
Bonds,B	.984	96	95	177	4	3	184	2	0
Burks,E	.991	107	106	210	3	2	215	2	0
Hayes,C	.000	1	0	0	0	0	0	0	0
Javier,S	.976	94	76	158	4	4	166	3	0
Murray,C	1.000	9	2	6	0	0	6	0	0
Rios,A	.978	53	30	84	5	2	91	1	0
Santangelo,F	.993	81	50	130	4	1	135	1	0
CATCHERS (4)									
Guzman,E	1.000	1	0	1	0	0	1	0	0
Mayne,B	.995	105	85	597	47	3	647	9	2
Mirabelli,D	1.000	30	24	156	11	0	167	2	0
Servais,S	.992	62	53	362	23	3	388	5	0

1999 San Francisco Giants Team Highlights

THE GIANTS...finished 2nd in NL West, marking 1st time club finished in either 1st-or-2nd place for 3 consecutive years since 1965-1969 when SF finished 2nd 5 straight times...SF held either 1st or 2nd place in division every day of year and for 527 of 535 days (98.5%) since April 13, 1997...Giants have not been lower than 2nd in NL West since May 4, 1998...Giants own 4th best record in NL since 1997, logging 265-222 mark (.544)...only Atlanta (310-176, .638), Houston (283-203, .582) and New York Mets (273-214, .561) have better ledgers in senior circuit over that stretch...SF is 6th in Majors with New York Yankees (308-178, .634) and Cleveland (272-213, .566) being only teams in AL with better marks...

20-HR QUINTET...Barry Bonds (34 HRs), Ellis Burks (31), J.T. Snow (24), Jeff Kent (23) and Rich Aurilia (22) became only 3rd 20-homer quintet in Giants' history...they were 1st to accomplish feat since Willie McCovey (44), Willie Mays (38), Orlando Cepeda (34), Ed Bailey (21) and Felipe Alou (20) did so in 1963...only other year was by fivesome with NY entry in 1953...

80-RBI QUINTET...Kent (101), Snow (98), Burks (96), Bonds (83) and Aurilia (80) were also 1st fivesome in NY/SF history to drive in 80 runs in year...last time SF had 4 players with 80 RBI was in 1970 when McCovey (126), Dick Dietz (107), Ken Henderson (88) and Mays (83) logged feat...

MAKE THAT A DOUBLE...SF set new franchise record for doubles in season with 307, eclipsing 1998 mark of 292...

SCORING SOME RUNS...SF's 872 runs scored was 2nd highest total since club moved West in 1958, behind only 1962 squad (878)...Giants finished 3rd in NL for runs scored...Giants are 2nd highest scoring team in National League since 1997, plating 2,501 tallies...only Colorado has more runs over that period with 2,655...SF's 188 home runs were most since SF record 205 was established in 1987...1999 total was 4th highest since club moved West in 1958, trailing only 1987 (205), '62 (204) and '63 (197)...

PLAYING AT LESS THAN FULL STRENGTH...Giants played only 48 games with Barry Bonds, Jeff Kent, Ellis Burks and J.T. Snow in lineup at same time...in 48 contests, SF went 27-21 (.563)...overall, SF placed 11 players on DL in 1999, including starting position players Bonds (47 games missed), Burks (15), Kent (14) and Bill Mueller (37), along with starting pitchers Mark Gardner (20) and Chris Brock (60)...

ON THE HILL...SF finished 10th in NL with 4.71 ERA (762er, 1456.2ip)...Giants starters went 64-54 with 4.96 ERA (534er, 969.1ip), which ranked 12th among NL rotations for ERA...rotation's 64 wins, which ranked 5th in senior circuit, were most by SF starters since 1993 crew logged 82 victories...SF starters went 22-11 with 4.38 ERA (137er, 281.2ip) in final 45 games...

WITH THE LEATHER...Giants defense finished 5th in NL fielding with .983 mark (6,103 total chances, 105 errors)...SF turned 41st triple play in franchise history June 14 at Colorado (NY/SF has had 30 turned against it)...Edgard Clemente grounded into triple killing in 5th inning, when Bill Mueller fielded grounder, stepped on 3rd, threw to Jeff Kent at 2nd, and to J.T. Snow at 1st...

CLOSING THE 'STICK...Giants finished with 1,775-1,398 all-time regular season ledger (.559) at 'Stick...SF also played 15 post-season games, going 8-7...Giants went 49-32 at 3Com in 1999 (.605), tying for 4th best home mark in NL (behind Atlanta, 56-25, .691, Arizona, 52-29, .642 and Houston, 50-32, .610)...SF is tied for 4th best home ledger in NL since 1997, going 146-97 (.605) over period...Giants went over 2,000,000 attendance mark for 3rd time in franchise history with 2,078,365 paid...overall, SF drew 54,031,242 patrons to 'Stick in 3,174 regular season dates from 1960-99...Giants also drew 802,000 to 15 post-season contests...

INTENTIONALLY WALKING INTO HISTORY...Barry Bonds was issued 294th career intentional walk July 15 at Oakland (by Brad Rigby), moving ahead of Henry Aaron (293) for most in Major League history...earlier in year, he surpassed Aaron for NL standard, as homer king was issued 289 in NL...finished season with 298...

San Francisco Giants Highs and Lows — 1999

CLUB

LONGEST WINNING STREAK:	8, Aug. 28-Sept. 4
LONGEST LOSING STREAK:	5 (3 times), last: Sept. 22-28
MOST RUNS, GAME, SF:	17, May 25 at St. Louis
MOST RUNS, GAME, OPPONENTS:	16, Aug. 2 at Arizona
BIGGEST WINNING MARGIN:	16, May 25 at St. Louis (17-1)
BIGGEST LOSING MARGIN:	11 (twice), last: Aug. 7 at Atlanta (4-15)
MOST RUNS, INNING, SF:	7 (3 times), last: May 25 at St. Louis (5th)
MOST RUNS, INNING, OPPONENTS:	7 (5 times), last: Sept. 18 at San Diego (6th)
MOST HITS, GAME, SF:	22, June 12 at Seattle
FEWEST HITS, GAME, SF:	4 (4 times), last: Sept. 6 at New York
MOST HITS, GAME, OPPONENTS:	17 (twice), last: Sept. 24 vs. Arizona
FEWEST HITS, GAME, OPPONENTS:	2, July 10 vs. St. Louis
MOST HITS, INNING, SF:	6 (4 times), last: Sept. 12 vs. Atlanta (5th)
MOST HITS, INNING, OPPONENTS:	7, April 22 vs. Colorado (1st)
MOST HOME RUNS, GAME, SF:	5, July 2 at Los Angeles
MOST HOME RUNS, GAME, OPPONENTS:	5 (twice), last: Aug. 4 at Arizona
MOST STOLEN BASES, GAME, SF:	3 (7 times), last: July 17 at Oakland
MOST STOLEN BASES, GAME, OPPONENTS:	7, April 13 vs. Houston
MOST DOUBLE PLAYS, GAME, SF:	3 (8 times), last: Aug. 30 vs. Philadelphia
MOST DOUBLE PLAYS, GAME, OPPONENTS:	4 (5 times), last: July 1 vs. Colorado
MOST ERRORS, GAME, SF:	6, April 29 at Montreal
MOST ERRORS, GAME, OPPONENTS:	3 (5 times), last: Sept. 24 vs. Arizona
LONGEST GAME, EXTRA INNINGS:	15, June 4 vs. Oakland
LONGEST GAME, TIME:	4:57, June 4 vs. Oakland (15 inn.)
LONGEST GAME, TIME - 9 INNINGS:	4:00, July 26 vs. St. Louis
QUICKEST GAME:	2:07, Sept. 14 vs. Florida
LARGEST CROWD, HOME:	61,389, Sept. 30 vs. Los Angeles
SMALLEST CROWD, HOME:	9,425, April 13 vs. Houston
LARGEST CROWD, ROAD:	58,333, July 5 at San Diego

INDIVIDUAL BATTING

LONGEST HITTING STREAK:	12 (2 times), last: Jeff Kent, Aug. 30-Sept. 11
MOST HITS, GAME:	5 (twice), last: Jeff Kent, June 12 at Seattle
MOST WALKS, GAME:	4 (twice), last: J.T. Snow, June 12 at Seattle
MOST RUNS, GAME:	4, Jeff Kent, June 16 at Colorado
MOST DOUBLES:	3, Brent Mayne, July 26 vs. St. Louis
MOST TRIPLES, GAME:	1 (18 times), last: Wilson Delgado, Sept. 26 vs. Arizona
MOST HOME RUNS, GAME:	2 (15 times), last: Armando Rios, Oct. 2 at Colorado
BACK-TO-BACK HOME RUNS:	Barry Bonds and Jeff Kent, April 6 at Cincinnati Jeff Kent and Ellis Burks, May 25 at St. Louis J.T. Snow and Ellis Burks, June 27 vs. Los Angeles Ramon Martinez and Barry Bonds, Aug. 15 vs. New York
BACK-TO-BACK-TO-BACK HOME RUNS:	Ramon Martinez, Barry Bonds and Ellis Burks, Aug. 20 at Milwaukee Barry Bonds, Jeff Kent and Ellis Burks, Aug. 22 at Milwaukee
GRAND SLAMS:	Bill Mueller, May 25 at St. Louis (off Mercker) Armando Rios, June 18 vs. Chicago (off Creek) Ellis Burks, July 21 vs. San Diego (off Hitchcock) Jeff Kent, Sept. 3 at Pittsburgh (off Cordova)
PINCH HOME RUNS:	Armando Rios, May 16 at Houston (off Elarton) Scott Servais, Sept. 3 at Pittsburgh (off Wilkins) Armando Rios, Sept. 29 vs. Los Angeles (off Mills)
LEAD-OFF HOME RUNS:	Stan Javier, April 11 vs. San Diego (off Hitchcock) Marvin Benard, May 23 vs. Houston (off Lima) Marvin Benard, Aug. 2 at Arizona (off Reynoso) Marvin Benard, Sept. 16 vs. Florida (off Nunez) Marvin Benard, Sept. 30 vs. Los Angeles (off J. Williams)
HOME RUNS BY PITCHER:	Felix Rodriguez, April 10 vs. San Diego (off Ashby) Mark Gardner, May 21 vs. Houston (off Bergman) Russ Ortiz, June 30 vs. Colorado (off Bohanon)
MOST RBI, GAME:	7, Ellis Burks, June 29 vs. Colorado
MOST STOLEN BASES, GAME:	2 (5 times), last: Marvin Benard, Sept. 4 at Pittsburgh

INDIVIDUAL PITCHING

MOST Ks, GAME, SF:	18, June 4 vs. Oakland
MOST Ks, GAME, SF PITCHER:	10 (3 times), last: Kirk Rueter, July 27 vs. St. Louis
MOST Ks, GAME, OPPONENTS:	15, Aug. 17 vs. Montreal
MOST Ks, GAME, OPPOSING PITCHER:	11, Randy Johnson, Sept. 24 vs. Arizona

FEWEST HITS ALLOWED, CG, SF:	4, Shawn Estes, Sept. 14 vs. Florida
FEWEST HITS ALLOWED, CG, OPPOSING PITCHER:	4, Kenny Rogers, Sept. 6 at New York
MOST WALKS, GAME, SF:	10, July 26 vs. St. Louis
MOST WALKS, GAME, SF PITCHER:	7 (4 times), last: Russ Ortiz, Sept. 4 at Pittsburgh
MOST WALKS, GAME, OPPONENTS:	11, Sept. 4 at Pittsburgh
MOST WALKS, GAME, OPPOSING PITCHER:	7 (3 times), last: Kris Benson, Sept. 4 at Pittsburgh
MOST INNINGS, GAME, STARTER:	9.0 (6 times), last: Russ Ortiz, Oct. 1 at Colorado
MOST INNINGS, GAME, RELIEVER:	4.0 (3 times), last: Mark Gardner, Sept. 6 at New York
LONGEST SCORELESS INNINGS STREAK:	12.1, Julian Tavarez, April 30-June 23
LONGEST WINNING STREAK:	5, Russ Ortiz, April 23-May 22
LONGEST LOSING STREAK:	7, Robb Nen, June 26-Sept. 25

Giants 1999 Won/Lost Breakdown

Home	Road	Day	Night	Extra Inning	SHO	1-Run
49-32	37-44	40-34	46-42	7-7	3-2	27-23

GIANTS' RECORD WHEN THEY...

Score first.....	59-33	Lead after 7.....	68-8	Comeback wins.....	38
Score 4 or +.....	77-36	Tied after 7.....	11-8	Last at-bat.....	11-18
Score -4.....	9-40	Trail after 7.....	7-59	Extra Innings.....	7-7
Out-hit opp.....	60-14	Lead after 8.....	79-8	Series Sweeps.....	7-6
Out-hit by opp.....	16-52	Tied after 8.....	6-6	Series (W-L-S).....	27-23-2
One-run games.....	27-23	Trail after 8.....	1-61	Doubleheaders.....	1-0-0

RECORD BY STARTING POSITION

C	Mayne (45-41), Servais (26-26), Mirabelli (15-9)
1B	Snow (78-72), Hayes (8-3), Kent (0-1)
2B	Kent (73-59), Martinez (7-10), Santangelo (4-2), Delgado (1-3), Canizaro (1-1)
3B	Mueller (57-46), Hayes (26-24), Martinez (1-4), Santangelo (2-0), Guzman (0-2)
SS	Aurilia (75-71), Delgado (5-4), Martinez (6-1)
LF	Bonds (53-42), Javier (22-23), Santangelo (6-5), Rios (5-5), Benard (0-1)
CF	Benard (69-51), Santangelo (15-22), Javier (1-1), Murray (1-1), Rios (0-1)
RF	Burks (56-50), Javier (10-19), Rios (15-4), Benard (3-3), Santangelo (2-0)
DH	Burks (1-2), Bonds (0-3), Hayes (1-1), Javier (1-0)

RECORD BY BATTING ORDER POSITION

1st	Benard (72-53), Santangelo (11-15), Javier (3-6), Rios (0-1), Murray (0-1)
2nd	Mueller (48-36), Santangelo (10-10), Aurilia (9-10), Martinez (8-10), Javier (4-5), Burks (3-0), Rios (1-2), Hayes (2-1), Benard (0-2), Murray (1-0)
3rd	Bonds (47-35), Snow (13-19), Burks (11-13), Rios (8-2), Hayes (5-4), Kent (1-2), Javier (1-1)
4th	Kent (72-58), Bonds (5-6), Snow (6-6), Burks (3-4), Hayes (0-1), Rios (0-1)
5th	Snow (45-26), Burks (26-26), Hayes (6-8), Javier (4-8), Rios (3-2), Bonds (1-3), Aurilia (1-1), Mueller (0-1), Martinez (0-1)
6th	Javier (21-19), Burks (14-10), Hayes (15-9), Snow (10-15), Aurilia (11-11), Mueller (6-6), Rios (6-2), Mayne (3-1), Servais (0-1), Martinez (0-1), Canizaro (0-1)
7th	Aurilia (39-34), Mayne (18-11), Hayes (7-5), Santangelo (7-4), Snow (4-7), Mueller (4-3), Martinez (3-2), Javier (1-4), Rios (2-0), Servais (0-2), Guzman (0-1), Delgado (0-1), Mirabelli (0-2), Canizaro (1-0)
8th	Servais (25-21), Mayne (22-25), Aurilia (15-15), Mirabelli (15-7), Delgado (5-6), Martinez (3-1), Santangelo (1-0), Guzman (0-1)
9th	Mayne (2-3), Servais (1-3)

RECORD BY DAY OF THE WEEK

Sunday:	10-16
Monday:	8-10
Tuesday:	14-11
Wednesday:	16-10
Thursday:	8-7
Friday:	14-12
Saturday:	16-10

MISCELLANEOUS RECORD

April:	16-8
May:	11-16
June:	16-11
July:	13-13
August:	15-13
September:	13-14
October:	2-1
1st game of series:	27-25
Last game of series:	23-29
Get-away day:	10-15

GIANTS SCORING BY INNINGS

	1	2	3	4	5	6	7	8	9	Extra	Total
Giants	132	84	107	107	114	75	98	92	54	9	872
Opponent	115	75	95	93	85	119	102	73	67	7	831

1999 Giants Day-By-Day Record

#	Date	D/N	Opp	Winner	Loser	W/L	Score	Record	Pos.	GB	Club
1	4/5	D	at CIN	Embree(1-0)	Hudek	W	11-8	1-0	1	—	COL/LA
2	4/6	N	at CIN	Tavarez (1-0)	Graves	W	7-6	2-0	T1st	—	LA
3	4/7	D	at CIN	Ortiz (0-1)	Avery	W	8-3	3-0	T1st	—	LA
4	4/8	D	SD	Estes (1-0)	Spencer	W	12-4	4-0	1st	+1.0	LA
5	4/9	N	SD	Brock (1-0)	Clement	W	8-3	5-0	1st	+1.0	LA
6	4/10	D	SD	Ashby	Gardner (0-1)	L	1-11	5-1	T1st	—	LA
7	4/11	D	SD	Johnstone (1-0)	Rivera	W	8-6	6-1	1st	+0.5	LA
	4/12			OFF DAY				6-1	1st	+1.0	LA
8	4/13	N	HOU	Hampton	Ortiz (1-1)	L	3-7	6-2	1st	+1.0	LA
9	4/14	N	HOU	Lima	Estes (1-1)	L	3-6	6-3	1st	+1.0	LA
10	4/15	D	HOU	Brock (1-0)	Bergman	W	5-2	7-3	1st	+1.0	LA
11	4/16	N	at AZ	Stottlemire	Gardner (0-2)	L	4-10	7-4	1st	+1.0	LA
12	4/17	D	at AZ	Rueter (1-0)	Benes	W	8-5	8-4	1st	+1.0	LA
13	4/18	D	at AZ	Reynoso	Ortiz (1-2)	L	3-12	8-5	1st	+1.0	LA
14	4/19	N	FLA	Johnstone (2-0)	Alfonseca	W	5-4	9-5	1st	+2.0	LA
15	4/20	N	FLA	Meadows	Brock (2-1)	L	2-7	9-6	1st	+1.0	LA
16	4/21	D	FLA	Nathan (1-0)	Springer	W	4-0	10-6	1st	+1.0	AZ
17	4/22	D	COL	Bohanon	Rueter (1-1)	L	5-8	10-7	1st	+0.5	AZ
18	4/23	N	COL	ORTIZ (2-2)	Kile	W	7-2	11-7	1st	+0.5	AZ
19	4/24	D	COL	Estes (2-1)	Astacio	W	8-4	12-7	1st	+1.5	AZ
20	4/25	D	COL	Embree (2-0)	De Jean	W	7-6	13-7	1st	+1.5	AZ
	4/26			OFF DAY				13-7	1st	+2.0	AZ
21	4/27	N	at MON	Johnstone (3-0)	Kline	W	3-2(10)	14-7	1st	+3.0	AZ
22	4/28	N	at MON	Nathan (2-0)	Hermanson	W	4-3	15-7	1st	+3.0	AZ
23	4/29	N	at MON	Ortiz (3-2)	Pavano	W	6-5	16-7	1st	+3.5	LA
24	4/30	N	at NY	Watson	Estes (2-2)	L	2-7	16-8	1st	+2.5	LA
25	5/1	D	at NY	Hershiser	Brock (2-2)	L	4-9	16-9	1st	+1.5	LA
26	5/2	D	at NY	Cook	Johnstone (3-1)	L	0-2	16-10	1st	+1.5	LA
27	5/3	N	at PIT	Loiselle	Nen (0-1)	L	8-9	16-11	1st	+0.5	LA
28	5/4	N	at PIT	Ortiz (3-2)	Silva	W	7-4	17-11	1st	+1.5	LA
29	5/5	N	at PIT	F. Rodriguez (0-1)	Loiselle	L	3-4	17-12	1st	+0.5	LA
	5/6			OFF DAY				17-12	1st	+0.5	LA
30	5/7	N	MIL	Brock (3-2)	Roque	W	4-3	18-12	1st	+1.5	LA
31	5/8	D	MIL	Rueter (2-1)	Woodard	W	6-4	19-12	1st	+1.5	LA
32	5/9	D	MIL	Nomo	Gardner (0-3)	L	2-3	19-13	1st	+1.5	LA
33	5/10	N	ATL	Ortiz (5-2)	Smoltz	W	4-1	20-13	1st	+1.5	LA
34	5/11	N	ATL	Rocker	F. Rodriguez (0-2)	L	8-9(12)	20-14	1st	+1.0	AZ
35	5/12	D	ATL	Brock (4-2)	Millwood	W	5-1	21-14	1st	+1.0	AZ
	5/13			OFF DAY				21-14	1st	+1.0	AZ
36	5/14	N	at HOU	Reynolds	Rueter (2-2)	L	4-7	21-15	1st	+0.5	LA
37	5/15	N	at HOU	Hampton	Gardner (0-4)	L	5-10	21-16	T1st	—	AZ
38	5/16	N	at HOU	Nen (1-1)	Elarton	W	5-4(11)	22-16	1st	+1.0	AZ
39	5/17	N	AZ	Frascatore	Estes (2-3)	L	1-12	22-17	T1st	—	AZ
40	5/18	N	AZ	Reynoso	Brock (4-3)	L	3-7	22-18	2nd	-1.0	AZ
41	5/19	D	AZ	Rueter (3-2)	Benes	W	8-3	23-18	T1st	—	AZ
	5/20			OFF DAY				23-18	1st	+0.5	AZ
42	5/21	N	HOU	Johnstone (4-1)	Powell	W	4-3	24-18	1st	+1.5	AZ
43	5/22	D	HOU	Ortiz (6-2)	Holt	W	3-1	25-18	1st	+1.5	AZ
44	5/23	D	HOU	Lima	Nathan (2-1)	L	1-4	25-19	1st	+1.5	AZ
	5/24			OFF DAY				25-19	1st	+1.0	AZ
45	5/25	N	at STL	Brock (5-3)	Jimenez	W	17-1	26-19	1st	+1.0	AZ
46	5/26	N	at STL	Rueter (4-2)	Bottenfield	W	7-6	27-19	1st	+1.0	AZ
47	5/27	D	at STL	Slocumb	Spradlin (0-1)	L	2-3(12)	27-20	1st	+0.5	AZ
48	5/28	N	at MON	Ortiz (6-3)	Telford	L	2-4	27-21	2nd	-0.5	AZ
49	5/29	N	at MON	Thurman	Estes (2-4)	L	4-7	27-22	2nd	-1.5	AZ
50	5/30	D	at MON	Batista	Brock (5-4)	L	4-6	27-23	2nd	-2.5	AZ
51	5/31	N	at PHI	Perez	Johnstone (4-2)	L	3-4	27-24	2nd	-3.5	AZ
52	6/1	N	at PHI	Nen (2-1)	Gomes	W	6-5(12)	28-24	2nd	-2.5	AZ
53	6/2	N	at PHI	Ortiz (6-4)	Byrd	L	6-7	28-25	2nd	-3.5	AZ
54	6/3	D	at PHI	Spradlin (1-1)	Schilling	W	7-4	29-25	2nd	-3.0	AZ
55	6/4	N	OAK	Spradlin (2-1)	Taylor	W	4-3(15)	30-25	2nd	-3.0	AZ
56	6/5	D	OAK	Rueter (5-2)	OQuist	W	8-0	31-25	2nd	-2.0	AZ
57	6/6	D	DAK	Groom	Johnstone (4-3)	L	6-7	31-26	2nd	-3.0	AZ
58	6/7	N	ANA	Ortiz (7-4)	Finley	W	5-2	32-26	2nd	-2.0	AZ
59	6/8	D	ANA	Estes (3-4)	Sparks	W	6-2	33-26	2nd	-1.0	AZ
60	6/9	D	ANA	Belcher	Brock (5-5)	L	1-2	33-27	2nd	-2.0	AZ
	6/10			OFF DAY				33-27	2nd	-2.0	AZ
61	6/11	N	at SEA	Moyer	Gardner (0-5)	L	3-7	33-28	2nd	-3.0	AZ
62	6/12	N	at SEA	Rueter (6-2)	Garcia	W	15-11	34-28	2nd	-2.0	AZ

#	Date	D/N	Opp	Winner	Loser	W/L	Score	Record	Pos.	GB	Club
63	6/13	D	at SEA	Tavarez (2-0)	Paniagua	W	8-4	35-28	2nd	-2.0	AZ
64	6/14	N	at COL	Leskanic	Johnstone (4-4)	L	4-5	35-29	2nd	-3.0	AZ
65	6/15	N	at COL	Bohanon	Brock (5-6)	L	6-15	35-30	2nd	-4.0	AZ
66	6/16	D	at COL	GARDNER (1-5)	Kile	W	15-2	36-30	2nd	-4.0	AZ
67	6/17	N	CHI	Nen (3-1)	Serafini	W	3-2	37-30	2nd	-3.5	AZ
68	6/18	N	CHI	Ortiz (8-4)	Tapani	W	8-5	38-30	2nd	-2.5	AZ
69	6/19	D	CHI	Estes (4-4)	Farnsworth	W	11-5	39-30	2nd	-2.5	AZ
70	6/20	D	CHI	Embree (3-0)	Aguilera	W	7-6	40-30	2nd	-1.5	AZ
71	6/21	N	MIL	Nomo	Gardner (1-6)	L	1-8	40-31	2nd	-1.5	AZ
72	6/22	D	MIL	Karl	Rueter (6-3)	L	1-5	40-32	2nd	-1.5	AZ
73	6/23	D	MIL	Woodard	Ortiz (8-5)	L	6-9	40-33	2nd	-1.5	AZ
	6/24			OFF DAY				40-33	2nd	-2.0	AZ
74	6/25	N	LA	Brown	Estes (4-5)	L	2-4	40-34	2nd	-2.0	AZ
75	6/26	D	LA	Mills	Nen (3-2)	L	6-7	40-35	2nd	-2.0	AZ
76	6/27	N	LA	Gardner (2-6)	Park	W	8-7	41-35	2nd	-2.0	AZ
	6/28			OFF DAY				41-35	2nd	-2.0	AZ
77	6/29	N	COL	RUETER (7-3)	Jones	W	10-1	42-35	2nd	-1.0	AZ
78	6/30	N	COL	Ortiz (9-5)	Bohanon	W	4-1	43-35	1st	--	AZ
79	7/1	D	COL	Estes (5-5)	Kile	W	7-1	44-35	1st	+1.0	AZ
80	7/2	N	at LA	Brock (6-6)	Perez	W	6-3	45-35	1st	+1.0	AZ
81	7/3	D	at LA	Gardner (3-6)	Park	W	9-1	46-35	1st	+2.0	AZ
82	7/4	N	at LA	Valdes	Rueter (7-4)	L	1-7	46-36	1st	+1.0	AZ
83	7/5	N	at SD	ORTIZ (10-5)	Boehringer	W	4-1	47-36	1st	+2.0	AZ
84	7/6	N	at SD	Estes (6-5)	Clement	W	10-9	48-36	1st	+3.0	AZ
85	7/7	N	at SD	Hitchcock	Brock (6-7)	L	2-5	48-37	1st	+2.0	AZ
	7/8			OFF DAY				48-37	1st	+1.5	AZ
86	7/9	N	STL	F. Rodriguez (1-2)	Aybar	W	5-4(11)	49-37	1st	+2.5	AZ
87	7/10	D	STL	Ortiz (11-5)	Jimenez	W	4-2	50-37	1st	+3.5	AZ
88	7/11	D	STL	Bottenfield	Gardner (3-7)	L	4-5	50-38	1st	+2.5	AZ

ALL-STAR BREAK RECORD: 50-38

#	Date	D/N	Opp	Winner	Loser	W/L	Score	Record	Pos.	GB	Club
89	7/15	N	at OAK	Jones	Nen (3-3)	L	9-11	50-39	1st	+2.5	AZ
90	7/16	N	at OAK	Heredia	Ortiz (11-6)	L	2-4	50-40	1st	+2.5	AZ
91	7/17	D	at OAK	Rueter (8-4)	Groom	W	7-2	51-40	1st	+2.5	AZ
92	7/18	N	at TEX	Morgan	Gardner (3-8)	L	4-5	51-41	1st	+2.5	AZ
93	7/19	N	at TEX	Loaiza	Brock (6-8)	L	7-14	51-42	1st	+2.5	AZ
94	7/20	N	at TEX	Helling	Estes (6-6)	L	3-6	51-43	1st	+1.5	AZ
95	7/21	N	SD	Ortiz (12-6)	Hitchcock	W	10-2	52-43	1st	+1.5	AZ
96	7/22	D	SD	Williams	Rueter (8-5)	L	7-8	52-44	1st	+0.5	AZ
97	7/23	N	CIN	Spradlin (3-1)	Sullivan	W	6-5	53-44	1st	+0.5	AZ
98	7/24	D	CIN	Williamson	Nen (3-4)	L	6-7	53-45	2nd	-0.5	AZ
99	7/25	D	CIN	Belinda	Nen (3-5)	L	1-2(14)	53-46	2nd	-0.5	AZ
100	7/26	N	STL	F. Rodriguez (2-2)	Stocumb	W	10-8	54-46	2nd	-0.5	AZ
101	7/27	D	STL	Rueter (9-5)	Bottenfield	W	2-1	55-46	2nd	-0.5	AZ
102	7/28	D	STL	Oliver	Hernandez (5-10)	L	3-6	55-47	2nd	-1.5	AZ
	7/29			OFF DAY				55-47	2nd	-1.5	AZ
103	7/30	N	at CIN	Neagle	Gardner (3-9)	L	4-7	55-48	2nd	-2.5	AZ
104	7/31	N	at CIN	Estes (7-6)	Villone	W	11-1	56-48	2nd	-2.5	AZ
105	8/1	D	at CIN	TOMKO	Ortiz (12-7)	L	1-9	56-49	2nd	-2.5	AZ
106	8/2	N	at AZ	Reynoso	Rueter (9-6)	L	6-16	56-50	2nd	-3.5	AZ
107	8/3	N	at AZ	Hernandez (6-10)	Daal	W	3-1	57-50	2nd	-2.5	AZ
108	8/4	N	at AZ	Anderson	Nathan (2-2)	L	4-8	57-51	2nd	-3.5	AZ
	8/5			OFF DAY				57-51	2nd	-3.5	AZ
109	8/6	N	at ATL	Maddux	Estes (7-7)	L	3-7	57-52	2nd	-3.5	AZ
110	8/7	D	at ATL	Mulholland	Ortiz (12-8)	L	4-15	57-53	2nd	-4.5	AZ
111	8/8	D	at ATL	Rueter (10-6)	Millwood	W	5-2	58-53	2nd	-4.5	AZ
112	8/9	N	at FLA	Sanchez	Johnstone (4-5)	L	4-5	58-54	2nd	-5.5	AZ
113	8/10	N	at FLA	Edmondson	F. Rodriguez (2-3)	L	7-8(12)	58-55	2nd	-6.5	AZ
114	8/11	D	at FLA	Sanchez	Nen (3-6)	L	5-6(10)	58-56	2nd	-7.5	AZ
	8/12			OFF DAY				58-56	2nd	-7.5	AZ
115	8/13	N	NY	Ortiz (13-8)	Yoshii	W	3-2	59-56	2nd	-6.5	AZ
116	8/14	D	NY	Hershiser	Rueter (10-7)	L	1-6	59-57	2nd	-6.5	AZ
117	8/15	D	NY	ROGERS	Hernandez (6-11)	L	5-12	59-58	2nd	-7.5	AZ
118	8/16	N	MON	Nathan (3-2)	Armas	W	7-4	60-58	2nd	-7.5	AZ
119	8/17	D	MON	Smith	Johnstone (4-6)	L	1-2(12)	60-59	2nd	-8.5	AZ
120	8/18	D	MON	Ortiz (14-8)	Vazquez	W	5-4	61-59	2nd	-8.5	AZ
	8/19			OFF DAY				61-59	2nd	-8.5	AZ
121	8/20	N	at MIL	Rueter (11-7)	Pulsipher	W	10-3	62-59	2nd	-7.5	AZ
122	8/21	D	at MIL	Hernandez (7-11)	Peterson	W	5-1	63-59	2nd	-7.5	AZ
123	8/22	D	at MIL	Nathan (4-2)	Eldred	W	7-3	64-59	2nd	-7.5	AZ
	8/23	N	at CHI	RAIN OUT				64-59	2nd	-8.0	AZ

#	Date	D/N	Opp	Winner	Loser	W/L	Score	Record	Pos.	GB	Club
124	8/24	D	at CHI	Estes (8-7)	Lorraine	W	12-4	65-59	2nd	-8.0	AZ
125	8/25	D	at CHI	Ortiz (15-8)	Tapani	W	11-5	66-59			
126	DH	D	at CHI	Rueter (12-7)	Lieber	W	6-5	67-59	2nd	-7.5	AZ
127	8/26	D	at CHI	Adams	Nen (3-7)	L	10-11	67-60	2nd	-8.5	AZ
128	8/27	N	PIT	Schmidt	Nathan (4-3)	L	1-4	67-61	2nd	-8.5	AZ
129	8/28	D	PIT	Gardner (4-9)	Cordova	W	6-2	68-61	2nd	-8.5	AZ
130	8/29	D	PIT	Estes (9-7)	Benson	W	5-3	69-61	2nd	-8.5	AZ
131	8/30	N	PHI	R. Rodriguez (1-0)	Brewer	W	6-4(10)	70-61	2nd	-8.5	AZ
132	8/31	N	PHI	Rueter (13-7)	Wolf	W	8-1	71-61	2nd	-7.5	AZ
133	9/1	D	PHI	R. Rodriguez (2-0)	Gomes	W	5-3(11)	72-61	2nd	-6.5	AZ
134	9/2	D	PHI	Nathan (5-3)	Grahe	W	3-2	73-61	2nd	-6.0	AZ
135	9/3	N	at PIT	Estes (10-7)	Cordova	W	12-2	74-61	2nd	-5.0	AZ
136	9/4	N	at PIT	Ortiz (16-8)	Benson	W	9-2	75-61	2nd	-5.0	AZ
137	9/5	D	at PIT	Peters	Rueter (13-8)	L	4-8	75-62	2nd	-6.0	AZ
138	9/6	D	at NY	ROGERS	Gardner (4-10)	L	0-3	75-63	2nd	-6.5	AZ
139	9/7	N	at NY	R. Rodriguez (3-0)	Wendell	W	7-4	76-63	2nd	-6.5	AZ
140	9/8	D	at NY	Dotel	Estes (10-8)	L	5-7	76-64	2nd	-7.5	AZ
	9/9			OFF DAY				76-64	2nd	-7.0	AZ
141	9/10	N	ATL	Remlinger	Ortiz (16-9)	L	2-4	76-65	2nd	-8.0	AZ
142	9/11	D	ATL	Rueter (14-8)	Glavine	W	3-2	77-65	2nd	-8.0	AZ
143	9/12	D	ATL	Nathan (6-3)	Maddux	W	8-4	78-65	2nd	-8.0	AZ
	9/13			OFF DAY				78-65	2nd	-8.5	AZ
144	9/14	N	FLA	ESTES (11-8)	Dempster	W	3-0	79-65	2nd	-8.5	AZ
145	9/15	N	FLA	Ortiz (17-9)	Springer	W	4-3	80-65	2nd	-7.5	AZ
146	9/16	D	FLA	Patrick (1-0)	Nunez	W	6-5	81-65	2nd	-7.0	AZ
147	9/17	N	at SD	Nathan (7-3)	Ashby	W	4-2	82-65	2nd	-6.0	AZ
148	9/18	D	at SD	Hitchcock	Gardner (4-11)	L	5-11	82-66	2nd	-7.0	AZ
149	9/19	N	at SD	W. Williams	Estes (11-9)	L	3-6	82-67	2nd	-8.0	AZ
150	9/20	N	at LA	Borbon	Embree (3-1)	L	5-6	82-68	2nd	-8.0	AZ
151	9/21	N	at LA	J. Williams	Rueter (14-9)	L	4-9	82-69	2nd	-9.0	AZ
152	9/22	N	at LA	Gardner (5-11)	Borbon	W	5-4	83-69	2nd	-9.0	AZ
153	9/23	N	at LA	Park	Hernandez (7-12)	L	3-5	83-70	2nd	-9.5	AZ
154	9/24	N	AZ	JOHNSON	Estes (11-10)	L	3-11	83-71	2nd	-10.5	AZ
155	9/25	D	AZ	Olson	Nen (3-8)	L	3-7	83-72	2nd	-11.5	AZ
156	9/26	D	AZ	Daal	Rueter (13-10)	L	1-7	83-73	2nd	-12.5	AZ
	9/27			OFF DAY				83-73	2nd	-13.0	AZ
157	9/28	N	LA	Park	Nathan (7-4)	L	3-6	83-74	2nd	-14.0	AZ
158	9/29	N	LA	Hernandez (8-12)	Brown	W	5-1	84-74	2nd	-13.0	AZ
159	9/30	D	LA	J. Williams	Estes (11-11)	L	4-9	84-75	2nd	-14.0	AZ
160	10/1	N	at COL	ORTIZ (18-9)	Thomson	W	9-2	85-75	2nd	-13.0	AZ
161	10/2	D	at COL	Rueter (15-10)	Wright	W	16-7	86-75	2nd	-13.0	AZ
162	10/3	D	at COL	Veres	Embree (3-2)	L	8-9	86-76	2nd	-14.0	AZ

FINAL 1999 RECORD: 86-76

Pitcher's name in bold indicates complete game performance. () - Indicates extra inning game.

Disabled List

Player	Injury	Date	Games Missed
Bill Mueller	Fractured left big toe	April 6-May 16	37
Mark Gardner	Right shoulder discomfort	April 17-May 8	20
Barry Bonds	Left elbow surgery	April 20-June 8	47
Julian Tavarez	Pneumonia	May 7-31	27
Ellis Burks	Right knee inflammation	June 9-25	15
Scott Servais	Dislocated right thumb	June 17-July 8	19
Armando Rios	Partial tear of left rotator cuff	June 22-Sept. 2	61
Charlie Hayes	Left wrist surgery	July 2-20	14
Chris Brock	Left anterior cruciate lig. tear	July 26-Oct. 3	62
Jeff Kent	Left foot inflammation	Aug. 4-21	14
Ramon Martinez	Left groin strain	Aug. 21-Sept. 4	15
Team			331

Giants Staying Healthy

Here's a look at how Major League teams have fared in regards to the number of days players have spent on the Disabled List over the last 3 years:

Team	1999	1998	1997	Total	Avg./Year
Chicago (AL)	250	133	414	797	265.67
SAN FRANCISCO	381	365	254	1,000	333.33
Minnesota	225	308	482	1,015	338.33
Arizona	518	788	—	1,306	653.00
Chicago (NL)	944	443	248	1,635	545.00
Baltimore	400	710	543	1,653	551.00
Detroit	827	477	440	1,744	581.33
New York (AL)	595	427	782	1,804	601.33
Texas	649	540	641	1,830	610.00
Montreal	792	467	710	1,969	656.33
Colorado	430	754	739	1,923	641.00
Toronto	936	259	840	2,035	678.33
San Diego	776	449	830	2,056	685.00
Florida	360	837	833	2,030	676.67
Los Angeles	797	108	382	2,247	749.00
Atlanta	963	736	631	2,330	776.67
Oakland	632	939	743	2,314	771.33
Houston	922	827	623	2,372	790.67
Cleveland	907	847	673	2,427	809.00
Seattle	943	859	743	2,545	848.33
Cincinnati	797	690	1,103	2,590	863.33
Kansas City	727	922	1,036	2,685	895.00
Tampa Bay	1,332	1,424	—	2,756	1,378.00
Milwaukee	988	985	814	2,787	929.00
Pittsburgh	1,489	661	787	2,937	979.00
St. Louis	1,002	755	1,183	2,940	980.00
Philadelphia	901	908	1,130	2,939	979.67
New York (NL)	677	1,159	1,218	3,054	1,018.00
Boston	1,001	1,404	732	3,137	1,045.67
Anaheim	1,486	1,140	1,061	3,687	1,229.00
MLB Average	788	743	736	66,543	762.33

1999 Player Transactions

Date	Player	Transaction
March 16	Trevor Wilson	Requested waivers for purpose of unconditional release.
March 21	Jay Canizaro Robbie Crabtree Pedro Feliz Yorvit Torrealba	Optioned to Fresno. Optioned to Fresno. Optioned to Fresno. Optioned to Fresno.
March 28	Steve Connolly Damon Minor Calvin Murray Joe Nathan	Optioned to Fresno. Optioned to Shreveport. Optioned to Fresno. Optioned to Shreveport.
March 29	Cory Bailey Greg Hansell Steve Soderstrom	Requested outright waivers. Requested outright waivers. Optioned to Fresno.
March 31	Cory Bailey	Cleared outright waivers; outrighted to Fresno.
April 3	Wilson Delgado Miguel Del Toro Doug Mirabelli Armando Rios	Optioned to Fresno. Purchased contract from Fresno. Optioned to Fresno. Optioned to Fresno.

1999 OPENING DAY ROSTER (April 5)

Pitchers (12): Chris Brock, Miguel Del Toro, Alan Embree, Shawn Estes, Mark Gardner, John Johnstone, Robb Nen, Russ Ortiz, Felix Rodriguez, Rich Rodriguez, Kirk Rueter and Julian Tavarez

Catchers (2): Brent Mayne and Scott Servais

Infielders (6): Rich Aurilia, Charlie Hayes, Jeff Kent, Ramon Martinez, Bill Mueller and J.T. Snow

Outfielders (5): Marvin Benard, Barry Bonds, Ellis Burks, Stan Javier and F.P. Santangelo

April 6	Edwards Guzman Bill Mueller	Purchased contract from Fresno. Placed on 15-day Disabled List (fractured right big toe).
April 17	Mark Gardner Armando Rios	Placed on 15-day Disabled List (right shoulder soreness). Recalled from Fresno.
April 20	Barry Bonds Joe Nathan	Placed on 15-day Disabled List (left tricep tendon tear); retro to April 18 Recalled from Shreveport.
April 22	Dan McKinley	Traded to Cleveland with player to be named later in exchange for RHP Jerry Spradlin.
April 23	Miguel Del Toro	Optioned to Fresno.
April 28	Mark Gardner	Placed on rehabilitation assignment at San Jose.
May 7	Wilson Delgado Julian Tavarez	Recalled from Fresno. Placed on 15-day Disabled List (pneumonia); retro to May 1.
May 8	Edwards Guzman	Optioned to Fresno.
May 9	Mark Gardner	Recalled from rehabilitation assignment; reinstated from Disabled List.
May 11	Bill Mueller	Placed on rehabilitation assignment at Fresno.
May 17	Ramon Martinez Bill Mueller	Optioned to Fresno. Recalled from rehabilitation assignment; reinstated from Disabled List.
May 25	Julian Tavarez	Placed on rehabilitation assignment at Fresno.
June 1	Joe Nathan Julian Tavarez	Optioned to Fresno. Recalled from rehabilitation assignment; reinstated from Disabled List.
June 9	Barry Bonds Ellis Burks	Reinstated from Disabled List. Placed on 15-day Disabled List (right knee inflammation).
June 17	Doug Mirabelli Scott Servais	Recalled from Fresno. Placed on 15-day Disabled List (dislocated right thumb).
June 22	Calvin Murray Armando Rios	Recalled from Fresno. Placed on 15-day Disabled List (partial tear of left rotator cuff).
June 25	Calvin Murray	Optioned to Fresno.
June 26	Ellis Burks	Reinstated from Disabled List.
June 27	Josh Santos	Traded to Cleveland as player to be named later in April 22 trade.

Date	Player	Transaction
July 3	Charlie Hayes Ramon Martinez	Placed on 15-day Disabled List (left wrist surgery); retro to July 2. Recalled from Fresno.
July 4	Scott Servais	Placed on rehabilitation assignment at Fresno.
July 9	Doug Mirabelli Scott Servais	Optioned to Fresno. Recalled from rehabilitation assignment; reinstated from Disabled List.
July 21	Charlie Hayes Ramon Martinez	Reinstated from Disabled List. Optioned to Fresno.
July 23	Armando Rios	Placed on rehabilitation assignment at Fresno.
July 24	Nate Bump Jason Grilli	Traded with Jason Grilli to Florida in exchange for RHP Livan Hernandez. Traded with Nate Bump to Florida in exchange for RHP Livan Hernandez.
July 30	Wilson Delgado Armando Rios	Optioned to Fresno. Recalled from rehabilitation assignment at Fresno.
July 31	Ramon Martinez	Recalled from Fresno.
Aug. 4	Jeff Kent Joe Nathan	Placed on 15-day Disabled List (left foot inflammation); retro to Aug. 3. Recalled from Fresno.
Aug. 5	Joe Nathan	Optioned to Fresno.
Aug. 6	Edwards Guzman	Recalled from Fresno.
Aug. 10	Edwards Guzman Doug Mirabelli	Optioned to Fresno. Recalled from Fresno.
Aug. 12	Armando Rios	Placed on rehabilitation assignment at Fresno.
Aug. 16	Joe Nathan Julian Tavarez	Recalled from Fresno. Optioned to Fresno.
Aug. 21	Jeff Kent Ramon Martinez Julian Tavarez	Reinstated from Disabled List. Placed on 15-day Disabled List (left groin strain). Transfer of option to San Jose.
Aug. 25	Julian Tavarez	Transfer of option to Fresno.
Aug. 31	Stan Javier Calvin Murray Armando Rios	Traded to Houston in exchange for RHP Joe Messman. Recalled from Fresno. Recalled from rehabilitation assignment at Fresno.
Sept. 1	Wilson Delgado Miguel Del Toro Julian Tavarez	Recalled from Fresno. Recalled from Fresno. Recalled from Fresno.
Sept. 2	Armando Rios	Reinstated from Disabled List.
Sept. 10	Jay Canizaro Bronswell Patrick	Recalled from Fresno. Purchased contract from Fresno.
Oct. 7	Steve Connelly Robbie Crabtree Steve Soderstrom	Outrighted to Fresno. Outrighted to Fresno. Outrighted to Fresno.
Oct. 13	Nelson Castro Aaron Fultz Bronswell Patrick Ben Weber	Claimed off waivers from Anaheim. Purchased contract from Fresno. Outrighted to Fresno. Purchased contract from Fresno.
Nov. 1	Felipe Crespo	Signed as free agent.
Nov. 16	Edwards Guzman Julian Tavarez	Outrighted to Fresno. Claimed on waivers by Colorado.
Nov. 18	Giuseppe Chiaramonte Ryan Jensen Kevin Joseph Scott Linebrink Michael Riley Guillermo Rodriguez	Purchased contract from Shreveport. Purchased contract from Fresno. Purchased contract from Shreveport. Purchased contract from Shreveport. Purchased contract from Shreveport. Purchased contract from San Jose.
Dec. 12	Chris Brock	Traded to Philadelphia in exchange for C Bobby Estalella.
Dec. 13	Dave Maurer Jerry Spradlin	Claimed from San Diego in Major League Rule V Draft. Traded to Kansas City in exchange for player to be named later.
Jan. 7	Ken Ray	Acquired from Kansas City as player to be named later in Dec. 13 trade.

1999 Home Attendance

#	Date	Day	D/N	Opponent	Attendance	Series	Season
1	4/8	Thurs.	D	San Diego	57,430		57,430
2	4/9	Fri.	N	San Diego	15,795		73,225
3	4/10	Sat.	D	San Diego	18,331		91,556
4	4/11	Sun.	D	San Diego	22,330	113,886	113,886
5	4/13	Tues.	N	Houston	9,425		123,311
6	4/14	Wed.	N	Houston	11,274		134,585
7	4/15	Thurs.	D	Houston	10,819	31,518	145,404
8	4/19	Mon.	N	Florida	10,474		155,878
9	4/20	Tues.	N	Florida	10,765		166,643
10	4/21	Wed.	D	Florida	10,249	31,488	176,892
11	4/22	Thurs.	N	Colorado	11,061		187,953
12	4/23	Fri.	N	Colorado	16,271		204,224
13	4/24	Sat.	D	Colorado	26,626		230,850
14	4/25	Sun.	D	Colorado	23,099	77,057	253,949
15	5/7	Fri.	N	Milwaukee	15,650		269,599
16	5/8	Sat.	D	Milwaukee	20,144		289,743
17	5/9	Sun.	D	Milwaukee	35,054	68,848	324,797
18	5/10	Mon.	N	Atlanta	14,694		339,491
19	5/11	Tues.	N	Atlanta	18,917		358,408
20	5/12	Wed.	D	Atlanta	18,550	52,161	376,958
21	5/17	Mon.	N	Arizona	10,846		387,804
22	5/18	Tues.	N	Arizona	10,900		398,704
23	5/19	Wed.	D	Arizona	15,793	37,539	414,497
24	5/21	Fri.	N	Houston	25,172		439,669
25	5/22	Sat.	D	Houston	21,942		461,611
26	5/23	Sun.	D	Houston	40,101	87,215	501,712
27	6/4	Fri.	N	Oakland	32,456		534,168
28	6/5	Sat.	D	Oakland	31,959		566,127
29	6/6	Sun.	D	Oakland	40,154	104,569	606,281
30	6/7	Mon.	N	Anaheim	13,661		619,942
31	6/8	Tues.	D	Anaheim	11,721		631,663
32	6/9	Wed.	D	Anaheim	17,516	42,898	649,179
33	6/17	Thurs.	N	Chicago	18,886		668,065
34	6/18	Fri.	N	Chicago	22,357		690,422
35	6/19	Sat.	D	Chicago	36,550		726,972
36	6/20	Sun.	D	Chicago	53,245	131,038	780,217
37	6/21	Mon.	N	Milwaukee	11,667		791,884
38	6/22	Tues.	D	Milwaukee	10,662		802,546
39	6/23	Wed.	D	Milwaukee	14,478	36,807	817,024
40	6/25	Fri.	N	Los Angeles	36,849		853,873
41	6/26	Sat.	D	Los Angeles	44,766		898,639
42	6/27	Sun.	D	Los Angeles	42,530	124,145	941,169
43	6/29	Tues.	N	Colorado	11,490		952,659
44	6/30	Wed.	N	Colorado	24,825		977,484
45	7/1	Thurs.	D	Colorado	23,172	59,487	1,000,656
46	7/9	Fri.	N	St. Louis	30,802		1,031,458
47	7/10	Sat.	D	St. Louis	46,043		1,077,501
48	7/11	Sun.	D	St. Louis	50,435	127,280	1,127,936
49	7/21	Wed.	N	San Diego	19,616		1,147,552
50	7/22	Thurs.	D	San Diego	22,455	42,071	1,170,007
51	7/23	Fri.	N	Cincinnati	23,100		1,193,107
52	7/24	Sat.	D	Cincinnati	32,118		1,225,225
53	7/25	Sun.	D	Cincinnati	34,452	89,670	1,259,677
54	7/26	Mon.	N	St. Louis	35,936		1,295,613
55	7/27	Tues.	D	St. Louis	26,338		1,321,951
56	7/28	Wed.	D	St. Louis	38,740	101,014	1,360,691
57	8/13	Fri.	N	New York	25,533		1,386,224
58	8/14	Sat.	D	New York	57,853		1,444,077
59	8/15	Sun.	D	New York	41,530	124,916	1,485,607
60	8/16	Mon.	N	Montreal	13,299		1,498,906
61	8/17	Tues.	D	Montreal	13,865		1,512,771
62	8/18	Wed.	D	Montreal	14,358	41,522	1,527,129
63	8/27	Fri.	N	Pittsburgh	16,390		1,543,519
64	8/28	Sat.	D	Pittsburgh	32,783		1,576,302
65	8/29	Sun.	D	Pittsburgh	34,020	83,193	1,610,322
66	8/30	Mon.	N	Philadelphia	13,193		1,623,515
67	8/31	Tues.	N	Philadelphia	13,106		1,636,621
68	9/1	Wed.	D	Philadelphia	11,156		1,647,777
69	9/2	Thurs.	D	Philadelphia	12,299	49,754	1,660,076

#	Date	Day	D/N	Opponent	Attendance	Series	Season
70	9/10	Fri.	N	Atlanta	23,150		1,683,226
71	9/11	Sat.	D	Atlanta	35,981		1,719,207
72	9/12	Sun.	D	Atlanta	44,402	103,533	1,763,609
73	9/14	Tues.	N	Florida	16,335		1,778,944
74	9/15	Wed.	N	Florida	11,996		1,791,940
75	9/16	Thurs.	D	Florida	14,095	42,426	1,806,035
76	9/24	Fri.	N	Arizona	48,149		1,854,184
77	9/25	Sat.	D	Arizona	40,096		1,894,280
78	9/26	Sun.	D	Arizona	40,567	128,812	1,934,847
79	9/28	Tues.	N	Los Angeles	34,786		1,969,633
80	9/29	Wed.	N	Los Angeles	47,343		2,016,976
81	9/30	Thurs.	D	Los Angeles	61,389	143,518	2,078,365

Longest Winning/Losing Streaks and Days in First Place – 1900-99

WON		LOST		DAYS IN 1ST		LAST DAY IN 1ST		WON		LOST		DAYS IN 1ST		LAST DAY IN 1ST	
1900	4	12	—	—	—	1950	9	7	—	—	—	—	—	—	—
1901	7	8	23	6/14	—	1951	16	11	7	10/3*	—	—	—	—	—
1902	7	13	1	4/17	—	1952	7	6	20	5/31	—	—	—	—	—
1903	8	5	42	6/18	—	1953	8	7	1	4/14	—	—	—	—	—
1904	18	6	168	9/22	—	1954	8	6	6	110	9/20*	—	—	—	—
1905	13	4	174	9/30*	—	1955	6	6	—	—	—	—	—	—	—
1906	10	4	25	5/27	—	1956	5	8	2	4/18	—	—	—	—	—
1907	17	7	25	5/29	—	1957	5	6	—	—	—	—	—	—	—
1908	11	4	44	10/7	—	1958	6	6	34	7/29	—	—	—	—	—
1909	9	4	—	—	—	1959	4	5	79	9/19	—	—	—	—	—
1910	9	5	10	5/7	—	1960	7	6	30	5/29	—	—	—	—	—
1911	11	4	80	10/4*	—	1961	6	6	37	5/31	—	—	—	—	—
1912	16	4	151	9/26*	—	1962	10	6	54	10/3*	—	—	—	—	—
1913	14	5	102	9/27*	—	1963	9	7	47	6/24	—	—	—	—	—
1914	6	6	100	9/7	—	1964	5	6	36	7/15	—	—	—	—	—
1915	5	7	2	4/15	—	1965	14	4	21	9/27	—	—	—	—	—
1916	26	8	—	—	—	1966	12	4	87	9/1	—	—	—	—	—
1917	6	3	151	9/24*	—	1967	7	6	—	—	—	—	—	—	—
1918	9	6	51	6/5	—	1968	5	3	11	5/31	—	—	—	—	—
1919	7	4	76	7/31	—	1969	9	5	29	9/22	—	—	—	—	—
1920	6	5	—	—	—	1970	5	4	1	4/11	—	—	—	—	—
1921	10	6	32	9/28*	—	1971	9	7	176	9/30*	—	—	—	—	—
1922	8	5	162	9/25*	—	1972	5	8	4	4/18	—	—	—	—	—
1923	11	6	174	9/28*	—	1973	7	5	66	6/16	—	—	—	—	—
1924	10	5	153	9/27*	—	1974	4	6	9	4/13	—	—	—	—	—
1925	8	6	75	8/1	—	1975	7	8	—	—	—	—	—	—	—
1926	7	6	11	4/29	—	1976	5	7	4	4/24	—	—	—	—	—
1927	10	6	19	5/20	—	1977	6	8	—	—	—	—	—	—	—
1928	9	8	32	8/21	—	1978	8	7	93	8/15	—	—	—	—	—
1929	6	5	7	4/25	—	1979	4	8	7	4/14	—	—	—	—	—
1930	9	5	28	5/17	—	1980	7	6	—	—	—	—	—	—	—
1931	8	4	5	5/29	—	1981	5	6	1	8/30	—	—	—	—	—
1932	6	7	—	—	—	1982	10	6	—	—	—	—	—	—	—
1933	8	7	126	9/19*	—	1983	6	4	—	—	—	—	—	—	—
1934	5	5	127	9/28	—	1984	6	9	—	—	—	—	—	—	—
1935	7	6	130	8/24	—	1985	4	10	2	4/12	—	—	—	—	—
1936	15	6	55	9/24*	—	1986	6	4	37	7/20	—	—	—	—	—
1937	8	5	50	9/30*	—	1987	7	6	89	9/28*	—	—	—	—	—
1938	11	6	74	7/11	—	1988	6	6	2	4/9	—	—	—	—	—
1939	9	9	2	4/19	—	1989	7	3	140	9/27*	—	—	—	—	—
1940	8	11	—	—	—	1990	9	6	—	—	—	—	—	—	—
1941	5	6	12	4/26	—	1991	11	7	—	—	—	—	—	—	—
1942	6	5	—	—	—	1992	5	9	32	6/1	—	—	—	—	—
1943	4	7	—	—	—	1993	7	8	152	10/2	—	—	—	—	—
1944	7	13	11	4/28	—	1994	9	6	43	5/15	—	—	—	—	—
1945	8	6	58	6/16	—	1995	4	5	12	6/7	—	—	—	—	—
1946	5	7	2	4/17	—	1996	4	10	—	—	—	—	—	—	—
1947	5	8	18	6/18	—	1997	9	4	137	9/27*	—	—	—	—	—
1948	7	7	23	6/14	—	1998	11	5	13	6/11	—	—	—	—	—
1949	7	6	23	6/6	—	1999	8	5	76	7/23	—	—	—	—	—

*Denotes date mathematically cliched pennant or division title

1999 Major League Baseball Awards

Award	Recipient	Selected By
ML Executive of the Year	Billy Beane	TSN
NL Manager of the Year	Jack McKeon	BBWAA
AL Manager of the Year	Jimmy Williams	BBWAA
NL Most Valuable Player	Chipper Jones	BBWAA
AL Most Valuable Player	Ivan Rodriguez	BBWAA
ML Player of the Year	Rafael Palmeiro	TSN
NL Manager of the Year	Bobby Cox	TSN
AL Manager of the Year	Jimmy Williams	TSN
NL Cy Young Award	Randy Johnson	BBWAA
AL Cy Young Award	Pedro Martinez	BBWAA
NL Pitcher of the Year	Mike Hampton	TSN
AL Pitcher of the Year	Pedro Martinez	TSN
NL Fireman of the Year	Ugeth Urbina	TSN
AL Fireman of the Year	Mariano Rivera	TSN
NL Jackie Robinson Rookie of the Year	Scott Williamson	BBWAA
AL Jackie Robinson Rookie of the Year	Carlos Beltran	BBWAA
NL Rookie Player of the Year	Preston Wilson	TSN
AL Rookie Player of the Year	Carlos Beltran	TSN
NL Rookie Pitcher of the Year	Scott Williamson	TSN
AL Rookie Pitcher of the Year	Tim Hudson	TSN
NL Comeback Player of the Year	Rickey Henderson	TSN
AL Comeback Player of the Year	John Jaha	TSN
NL Hank Aaron Award Winner	Sammy Sosa	MLB
AL Hank Aaron Award Winner	Manny Ramirez	MLB
All-Star Game MVP	Pedro Martinez	MLB, Chevrolet
NL All-Star Top Vote-Getter	Sammy Sosa	MLB, Texaco
AL All-Star Top Vote-Getter	Normar Garciaparra	MLB, Texaco
Roberto Clemente Award	Tony Gwynn	MLB

1999 All-Star Teams

National League		American League	
1B	Jeff Bagwell	1B	Rafael Palmeiro
2B	Edgardo Alfonzo	2B	Roberto Alomar
3B	Chipper Jones	3B	Dean Palmer
SS	Barry Larkin	SS	Nomar Garciaparra
OF	Larry Walker	OF	Ken Griffey, Jr.
OF	Sammy Sosa	OF	Manny Ramirez
OF	Vladimir Guerrero	OF	Shawn Green
C	Mike Piazza	C	Ivan Rodriguez
LHP	Mike Hampton	LHP	Jamie Moyer
RHP	Jose Lima	RHP	Pedro Martinez

Gold Glove (Rawlings)

American League	National League
1B Rafael Palmeiro	J.T. Snow
2B Roberto Alomar	Pokey Reese
3B Scott Brosius	Robin Ventura
SS Omar Vizquel	Rey Ordonez
OF Ken Griffey, Jr.	Steve Finley
OF Shawn Green	Andruw Jones
OF Bernie Williams	Larry Walker
C Ivan Rodriguez	Mike Lieberthal
P Mike Mussina	Greg Maddux

Silver Slugger Awards (Louisville Slugger)

American League	National League
1B Carlos Delgado	Jeff Bagwell
2B Roberto Alomar	Edgardo Alfonzo
3B Dean Palmer	Chipper Jones
SS Alex Rodriguez	Barry Larkin
OF Ken Griffey, Jr.	Sammy Sosa
OF Shawn Green	Larry Walker
OF Manny Ramirez	Vladimir Guerrero
C Ivan Rodriguez	Mike Piazza
DH/P Rafael Palmeiro	Mike Hampton


KEY

AP Associated Press
MLB Major League Baseball

BBWAA Baseball Writers Association of America
TSN The Sporting News

Opponents

GIANTS



TONY GWYNN became the 22nd player in baseball history to collect 3,000 hits with a first-inning single to right-center Aug. 6, 1999 at Montreal. He enters the 2000 campaign 18th on the all-time hit list with 3,067.



Arizona Diamondbacks

NATIONAL LEAGUE—WESTERN DIVISION

Mailing Address: 401 East Jefferson Street,

Phoenix, Arizona 85004

Telephone: (602) 462-6500

Fax: (602) 462-6600

Stadium: Bank One Ballpark (Capacity: 49,033)

Field dimensions left to right: 330 - 407 - 334

General Manager: Joe Garagiola, Jr.

Field Manager: Buck Showalter (477-428,
six years overall)

Years with club, record: two years, 165-159

1999 Record: 100-62 (1st)

Director of Public Relations: Mike Swanson

Private office number: (602) 462-6530

Media Relations Manager: Bob Crawford

Private office number: (602) 462-6528

Director of Team Travel: Roger Riley

Hotel in San Francisco: Westin St. Francis

Hotel phone number: (415) 397-7000

Giants hotel in Arizona: Ritz-Carlton

Hotel phone number: (602) 468-0700

1999 MEETINGS (GIANTS LOST SERIES 3-9)

AT CANDLESTICK PARK (1-5)

DATE	W-L	SCORE	WINNER	LOSER
5/17	L	1-12	Frascatore	Estes
5/18	L	3-7	Reynoso	Brock
5/19	W	8-3	Rueter	Benes
9/24	L	3-11	JOHNSON	Estes
9/25	L	3-7	Olson	Nen
9/26	L	1-7	Daal	Rueter

AT BANK ONE BALLPARK (2-4)

DATE	W-L	SCORE	WINNER	LOSER
4/16	L	4-10	Stottlemyre	Gardner
4/17	W	8-5	Rueter	Benes
4/18	L	3-12	Reynoso	Ortiz
8/2	L	6-16	Reynoso	Rueter
8/3	W	3-1	Hernandez	Daal
8/4	L	4-8	Anderson	Nathan

Atlanta Braves



NATIONAL LEAGUE—EASTERN DIVISION

Mailing Address: 755 Hank Aaron Drive,

Atlanta, Georgia 30315

Telephone: (404) 522-7630

Fax: (404) 614-1391

Stadium: Turner Field (Capacity: 50,062)

Field dimensions left to right: 335 - 400 - 330

General Manager: John Schuerholz

Field Manager: Bobby Cox (1,521-1,204,
18 years overall)

Years with club, record: 14 years, 1,166-912

1999 Record: 103-59 (1st)

Director of Public Relations: Jim Schultz

Private office number: (404) 614-1301

Media Relations Manager: Glen Serra

Private office number: (404) 614-1305

Traveling Secretary: Bill Acree

Hotel in San Francisco: Westin St. Francis

Hotel phone number: (415) 397-7000

Giants hotel in Atlanta: Marriott Marquis

Hotel phone number: (404) 521-0000

1999 MEETINGS (GIANTS WON SERIES 5-4)

AT CANDLESTICK PARK (4-2)

DATE	W-L	SCORE	WINNER	LOSER
5/10	W	4-1	Ortiz	Smoltz
5/11	L	8-9 (12)	Rocker	F. Rodriguez
5/12	W	5-1	Brock	Millwood
9/10	L	2-4	Remlinger	Ortiz
9/11	W	3-2	Rueter	Glavine
9/12	W	8-4	Nathan	Maddux

AT TURNER FIELD (1-2)

DATE	W-L	SCORE	WINNER	LOSER
8/6	L	3-7	Maddux	Estes
8/7	L	4-15	Mulholland	Ortiz
8/8	W	5-2	Rueter	Millwood



Chicago Cubs

NATIONAL LEAGUE—CENTRAL DIVISION

Mailing Address: 1060 West Addison Street,
Chicago, Illinois 60613
Telephone: (773) 404-CUBS
Fax: (773) 404-4129
Stadium: Wrigley Field (Capacity: 38,902)
Field Dimensions left to right: 355 - 400 - 353
General Manager: Ed Lynch
Field Manager: Don Baylor (440-469,
five years overall)
Years with club, record: first year
1999 Record: 67-95 (6th)

Media Relations Director: Sharon Pannozzo
Private office number: (773) 404-4021
Media Information Coordinator: Chuck
Wasserstrom
Private office number: (773) 404-4022
Traveling Secretary: Jimmy Bank
Hotel in San Francisco: Parc 55
Hotel phone number: (415) 392-8000
Giants hotel in Chicago: The Westin
Hotel phone number: (773) 943-7200

1999 MEETINGS (GIANTS WON SERIES 7-1)

AT CANDLESTICK PARK (4-0)

DATE	W-L	SCORE	WINNER	LOSER
6/17	W	3-2	Nen	Serafini
6/18	W	8-5	Ortiz	Tapani
6/19	W	11-5	Estes	Farnsworth
6/20	W	7-6	Embree	Aguilera

AT WRIGLEY FIELD (3-1)

DATE	W-L	SCORE	WINNER	LOSER
8/24	W	12-4	Estes	Lorraine
8/25	W	11-5	Ortiz	Tapani
DH	W	6-5	Rueter	Lieber
8/26	L	10-11	Adams	Nen

Cincinnati Reds

NATIONAL LEAGUE—CENTRAL DIVISION



Mailing Address: 100 Cinergy Field,
Cincinnati, Ohio 45202
Telephone: (513) 421-4510
Fax: (513) 421-7342
Stadium: Cinergy Field (Capacity: 52,952)
Field Dimensions left to right: 330 - 404 - 330
General Manager: James G. Bowden IV
Field Manager: Jack McKeon (685-656, 11
years overall)
Years with club, record: three years, 206-182
1999 Record: 96-67 (2nd)

Director of Media Relations: Rob Butcher
Private office number: (513) 421-4510 x4004
Assistant Director of Media Relations: Mike
Vassallo
Private office number: (513) 421-4510 x4002
Traveling Secretary: Gary Wahoff
Hotel in San Francisco: Westin St. Francis
Hotel phone number: (415) 397-7000
Giants hotel in Cincinnati: The Westin
Hotel phone number: (513) 621-7700

1999 MEETINGS (GIANTS WON SERIES 5-4)

AT CANDLESTICK PARK (1-2)

DATE	W-L	SCORE	WINNER	LOSER
7/23	W	6-5	Spradlin	Sullivan
7/24	L	6-7	Williamson	Nen
7/25	L	1-2 (14)	Belinda	Nen

AT CINERGY FIELD (4-2)

DATE	W-L	SCORE	WINNER	LOSER
4/5	W	11-8	Embree	Hudek
4/6	W	7-6	Tavarez	Graves
4/7	W	8-3	Ortiz	Avery
7/30	L	4-7	Neagle	Gardner
7/31	W	11-1	Estes	Villone
8/1	L	1-9	TOMKO	Ortiz

Colorado Rockies



NATIONAL LEAGUE—WESTERN DIVISION

Mailing Address: 2001 Blake Street, Denver,

Colorado 80205-2000

Telephone: (303) 292-0200

Fax: (303) 312-2319

Stadium: Coors Field (Capacity: 50,381)

Field dimensions left to right: 347 - 415 - 350

General Manager: Dan O'Dowd

Field Manager: Buddy Bell (184-277,
three years overall)

Years with club, record: first year

1999 Record: 72-90 (5th)

Director, Public Relations: Jay Alves

Private office number: (303) 312-2326

Assistant to the Director, Public Relations:

Zak Gilbert

Private office number: (303) 312-2327

Director of Team Travel: Brandy Lay

Hotel in San Francisco: Parc 55

Hotel phone number: (415) 392-8000

Giants hotel in Denver: The Westin

Hotel phone number: (303) 572-9100

1999 MEETINGS (GIANTS WON SERIES 9-4)

AT CANDLESTICK PARK (6-1)

DATE	W-L	SCORE	WINNER	LOSER
4/22	L	5-8	Bohanon	Rueter
4/23	W	7-2	ORTIZ	Kile
4/24	W	8-4	Estes	Astacio
4/25	W	7-6	Embree	DeJean
6/29	W	10-1	RUETER	Jones
6/30	W	4-1	Ortiz	Bohanon
7/1	W	7-1	Estes	Kile

AT COORS FIELD (3-3)

DATE	W-L	SCORE	WINNER	LOSER
6/14	L	4-5	Leskanic	Johnstone
6/15	L	6-15	Bohanon	Brock
6/16	W	15-2	GARDNER	Kile
10/1	W	9-2	ORTIZ	Thomson
10/2	W	16-7	Rueter	Wright
10/3	L	8-9	Veres	Embree

Florida Marlins



NATIONAL LEAGUE—EASTERN DIVISION

Mailing Address: 2267 N.W. 199th Street,

Miami, Florida 33056

Telephone: (305) 626-7400

Fax: (305) 626-7302

Stadium: Pro Player Stadium

(Capacity: 36,331)

Field dimensions left to right: 330 - 434 - 345

General Manager: Dave Dombrowski

Field Manager: John Boles (104-133,
two years overall)

Years with club, record: two years, 104-133

1999 Record: 64-98 (5th)

Director, Media Relations: Eric Carrington

Private office number: (305) 626-7476

Traveling Secretary: Bill Beck

Hotel in San Francisco: Parc 55

Hotel phone number: (415) 392-8000

Giants hotel in Miami: Sheraton Bal

Harbour Resort

Hotel phone number: (305) 865-7511

1999 MEETINGS (GIANTS WON SERIES 5-4)

AT CANDLESTICK PARK (5-1)

DATE	W-L	SCORE	WINNER	LOSER
4/19	W	5-4	Johnstone	Alfonseca
4/20	L	2-7	Meadows	Brock
4/21	W	4-0	Nathan	Springer
9/14	W	3-0	ESTES	Dempster
9/15	W	4-3	Ortiz	Springer
9/16	W	6-5	Patrick	Nunez

AT PRO PLAYER STADIUM (0-3)

DATE	W-L	SCORE	WINNER	LOSER
8/9	L	4-5	Sanchez	Johnstone
8/10	L	7-8(12)	Edmondson	F. Rodriguez
8/11	L	5-6(10)	Sanchez	Nen



Houston Astros

NATIONAL LEAGUE—CENTRAL DIVISION

Mailing Address: P.O. Box 288, Houston, Texas 77001-0288
Telephone: (713) 259-8000
Fax: (713) 259-8238
Stadium: Enron Field (Capacity: 42,000)
Field dimensions left to right: 315 - 435 - 326
General Manager: Gerry Hunsicker
Field Manager: Larry Dierker (283-203, three years overall)
Years with club, record: three years, 283-203
1999 Record: 97-65 (1st)
Vice President, Communications: Rob Matwick

Private office number: (713) 259-8952
Director, Media Relations: Warren Miller
Private office number: (713) 259-8986
Assistant Director, Media Relations: Alyson Footer
Private office number: (713) 259-8985
Traveling Secretary: Barry Waters
Hotel in San Francisco: Parc 55
Hotel phone number: (415) 392-8000
Giants hotel in Houston: Westin Galleria
Hotel phone number: (713) 960-8100

1999 MEETINGS (GIANTS LOST SERIES 4-5)

AT CANDLESTICK PARK (3-3)

DATE	W-L	SCORE	WINNER	LOSER
4/13	L	3-7	Hampton	Ortiz
4/14	L	3-6	Lima	Estes
4/15	W	5-2	Brock	Bergman
5/21	W	4-3	Johnstone	Powell
5/22	W	3-1	Ortiz	Holt
5/23	L	1-4	Lima	Nathan

AT THE ASTRODOME (1-2)

DATE	W-L	SCORE	WINNER	LOSER
5/14	L	4-7	Reynolds	Rueter
5/15	L	5-10	Hampton	Gardner
5/16	W	5-4(11)	Nen	Elarton

Los Angeles Dodgers

NATIONAL LEAGUE—WESTERN DIVISION



Mailing Address: 1000 Elysian Park Avenue, Los Angeles, California 90012-1199
Telephone: (323) 224-1500
Fax: (323) 224-1459
Stadium: Dodger Stadium (Capacity: 56,000)
Field dimensions left to right: 330 - 395 - 330
General Manager: Kevin Malone
Field Manager: Davey Johnson (1,062-812, 13 years overall)
Years with club, record: two years, 77-85
1999 Record: 77-85 (3rd)

Director, Media Relations and Publicity: Julio Sarmiento
Private office number: (323) 224-1301
Assistant Director, Media Relations and Publicity: Shaun Rachau
Private office number: (323) 224-1303
Traveling Secretary: Billy DeLury
Hotel in San Francisco: San Francisco Hilton
Hotel phone number: (415) 771-1400
Giants hotel in Los Angeles: Los Angeles Marriott
Hotel phone number: (213) 617-1133

1999 MEETINGS (GIANTS LOST SERIES 5-8)

AT CANDLESTICK PARK (2-4)

DATE	W-L	SCORE	WINNER	LOSER
6/25	L	2-4	Brown	Estes
6/26	L	6-7	Mills	Nen
6/27	W	8-7	Gardner	Park
9/28	L	3-6	Park	Nathan
9/29	W	5-1	Hernandez	Brown
9/30	L	4-9	J. Williams	Estes

AT DODGER STADIUM (3-4)

DATE	W-L	SCORE	WINNER	LOSER
7/2	W	6-3	Brock	Perez
7/3	W	9-1	Gardner	Park
7/4	L	1-7	Valdes	Rueter
9/21	L	4-9	J. Williams	Rueter
9/22	W	5-4	Gardner	Borbon
9/23	L	3-5	Park	Hernandez



Milwaukee Brewers

NATIONAL LEAGUE—CENTRAL DIVISION

Mailing Address: P.O. Box 3099, Milwaukee, Wisconsin 53201-3099
Telephone: (414) 933-4114
Fax: (414) 933-3251
Stadium: County Stadium (Capacity: 53,192)
Field dimensions left to right: 315 - 402 - 315
General Manager: Dean Taylor
Field Manager: Davey Lopes (first year)
Years with club, record: first year
1999 Record: 74-87 (5th)
Director of Media Relations: Jon Greenberg

Private office number: (414) 933-6975
Manager of Media Relations: Amy Abramczyk
Private office number: (414) 933-6975
Manager of Baseball Information: Jason Parry
Private office number: (414) 933-6975
Traveling Secretary: Dan Larrea
Hotel in San Francisco: Parc 55
Hotel phone number: (415) 392-8000
Giants hotel in Milwaukee: The Pfister
Hotel phone number: (414) 273-8222

1999 MEETINGS (GIANTS WON SERIES 5-4)

AT CANDLESTICK PARK (2-4)

DATE	W-L	SCORE	WINNER	LOSER
5/7	W	4-3	Brock	Roque
5/8	W	6-4	Rueter	Woodard
5/9	L	2-3	Nomo	Gardner
6/21	L	1-8	Nomo	Gardner
6/22	L	1-5	Karl	Rueter
6/23	L	6-9	Woodward	Ortiz

AT COUNTY STADIUM (3-0)

DATE	W-L	SCORE	WINNER	LOSER
8/20	W	10-3	Rueter	Pulsipher
8/21	W	5-1	Hernandez	Peterson
8/22	W	7-3	Nathan	Eldred

2000 Opponents

Montreal Expos

NATIONAL LEAGUE—EASTERN DIVISION



Mailing Address: P.O. Box 500, Station "M", Montreal, Quebec H1V 3P2 Canada
Telephone: (514) 253-3434
Fax: (514) 253-8282
Stadium: Olympic Stadium (Capacity: 46,500)
Field dimensions left to right: 325 - 404 - 325
General Manager: Jim Beattie
Field Manager: Felipe Alou (603-590, eight years overall)
Years with club, record: eight years, 603-590
1999 Record: 68-94 (4th)

Director, Media Relations: PJ, Loyello
Private office number: (514) 251-3519
Director, Media Services: Monique Giroux
Private office number: (514) 251-3521
Coordinator, Team Travel: Sean Cunningham
Hotel in San Francisco: Parc 55
Hotel phone number: (415) 392-8000
Giants hotel in Montreal: Le Centre Sheraton
Hotel phone number: (514) 878-2000

1999 MEETINGS (GIANTS WON SERIES 5-4)

AT CANDLESTICK PARK (2-1)

DATE	W-L	SCORE	WINNER	LOSER
8/16	W	7-4	Nathan	Armas
8/17	L	1-2(12)	Smith	Johnstone
8/18	W	5-4	Ortiz	Vazquez

AT OLYMPIC STADIUM (3-3)

DATE	W-L	SCORE	WINNER	LOSER
4/27	W	3-2(10)	Johnstone	Kline
4/28	W	4-3	Nathan	Hermanson
4/29	W	6-5	Ortiz	Pavano
5/28	L	2-4	Telford	Ortiz
5/29	L	4-7	Thurman	Estes
5/30	L	4-6	Batista	Brock



New York Mets

NATIONAL LEAGUE—EASTERN DIVISION

Mailing Address: 123-01 Roosevelt Avenue,
Flushing, New York 11368

Telephone: (718) 507-METS

Fax: (718) 639-3619

Stadium: Shea Stadium (Capacity: 55,775)

Field dimensions left to right: 338 - 410 - 338

General Manager: Steve Phillips

Field Manager: Bobby Valentine (866-838, 12
years overall)

Years with club, record: four years, 285-233

1999 Record: 97-66 (2nd)

Media Relations Director: Jay Horwitz

Private office number: (718) 565-4330

Traveling Secretary: Jay Horwitz/Charlie
Samuels

Hotel in San Francisco: Westin St. Francis

Hotel phone number: (+15) 397-7000

Giants hotel in New York: Grand Hyatt

Hotel phone number: (212) 883-1234

1999 MEETINGS (GIANTS LOST SERIES 2-7)

AT CANDLESTICK PARK (1-2)

DATE	W-L	SCORE	WINNER	LOSER
8/13	W	3-2	Ortiz	Yoshii
8/14	L	1-6	Hershiser	Rueter
8/15	L	5-12	ROGERS	Hernandez

AT SHEA STADIUM (1-5)

DATE	W-L	SCORE	WINNER	LOSER
4/30	L	2-7	Watson	Estes
5/1	L	4-9	Hershiser	Brock
5/2	L	0-2	COOK	Johnstone
9/6	L	0-3	ROGERS	Gardner
9/7	W	7-4	R. Rodriguez	Wendell
9/8	L	5-7	Dotel	Estes

Philadelphia Phillies

NATIONAL LEAGUE—EASTERN DIVISION

Mailing Address: P.O. Box 7575, Philadelphia,
Pennsylvania 19101

Telephone: (215) 463-6000

Fax: (215) 389-3050

Stadium: Veterans Stadium (Capacity: 62,411)

Field dimensions left to right: 330 - 408 - 330

General Manager: Ed Wade

Field Manager: Terry Francona (220-266, three
years overall)

Years with club, record: three years, 220-266

1999 Record: 77-85 (3rd)

Vice President, Public Relations: Larry Shenk

Private office number: (215) 952-8366

Manager, Media Relations: Gene Dias

Private office number: (215) 952-8216

Manager, Publicity: Leigh Tobin

Private office number: (215) 952-8245

Traveling Secretary: Frank Copenbarger

Hotel in San Francisco: Grand Hyatt

Hotel phone number: (+15) 398-1234

Giants hotel in Philadelphia: Sheraton
Society Hill

Hotel phone number: (215) 238-6000

1999 MEETINGS (GIANTS WON SERIES 6-2)

AT CANDLESTICK PARK (4-0)

DATE	W-L	SCORE	WINNER	LOSER
8/30	W	6-4(10)	R. Rodriguez	Brewer
8/31	W	8-1	Rueter	Wolf
9/1	W	5-3(11)	R. Rodriguez	Gomes
9/2	W	3-2	Nathan	Grahe

AT VETERANS STADIUM (2-2)

DATE	W-L	SCORE	WINNER	LOSER
5/31	L	3-4	Perez	Johnstone
6/1	W	6-5(12)	Nen	Gomes
6/2	L	6-7	Byrd	Ortiz
6/3	W	7-4	Spradlin	Schilling





Pittsburgh Pirates

NATIONAL LEAGUE—CENTRAL DIVISION

Mailing Address: 600 Stadium Circle,
Pittsburgh, Pennsylvania 15212

Telephone: (412) 323-5000

Fax: (412) 323-5009

Stadium: Three Rivers Stadium (Capacity:
47,687)

Field dimensions left to right: 335 - 400 - 335

General Manager: Cam Bonifay

Field Manager: Gene Lamont (484-469, seven
years overall)

Years with club, record: three years, 226-259

1999 Record: 78-83 (3rd)

Media Relations Director: Jim Trdinich

Private office number: (412) 323-5031

Assistant Director, Media Relations: Ben
Bouma

Private office number: (412) 323-5030

Traveling Secretary: Greg Johnson

Hotel in San Francisco: Parc 55

Hotel phone number: (415) 392-8000

Giants hotel in Pittsburgh: Double Tree Hotel

Hotel phone number: (412) 281-3700

1999 MEETINGS (GIANTS WON SERIES 5-4)

AT CANDLESTICK PARK (2-1)

DATE	W-L	SCORE	WINNER	LOSER
5/3	L	1-4	Schmidt	Nathan
5/4	W	2-6	Gardner	Cordova
5/5	W	5-3	Estes	Benson

AT THREE RIVERS STADIUM (3-3)

DATE	W-L	SCORE	WINNER	LOSER
5/3	L	8-9	Loiselle	Nen
5/4	W	7-4	Ortiz	Silva
5/5	L	3-4	Loiselle	F. Rodriguez
9/3	W	12-2	Estes	Cordova
9/4	W	9-2	Ortiz	Benson
9/5	L	4-8	Peters	Rueter

St. Louis Cardinals

NATIONAL LEAGUE—CENTRAL DIVISION



Mailing Address: 250 Stadium Plaza, St. Louis,
Missouri 63102

Telephone: (314) 421-3060

Fax: (314) 982-7399

Stadium: Busch Stadium (Capacity: 49,625)

Field dimensions left to right: 330 - 402 - 330

General Manager: Walt Jocketty

Field Manager: Tony LaRussa (1,639-1,511,
21 years overall)

Years with club, record: four years, 319-328

1999 Record: 75-86 (4th)

Director of Media Relations: Brian Bartow

Private office number: (314) 425-0623

Manager, Media Relations & Publications:
Steve Zesch

Private office number: (314) 425-0625

Assistant to Director of Media Relations:
Brad Hainje

Private office number: (314) 425-0624

Traveling Secretary: C.J. Cherre

Hotel in San Francisco: Westin St. Francis

Hotel phone number: (415) 397-7000

Giants hotel in St. Louis: St. Louis Marriott

Hotel phone number: (314) 421-1776

1999 MEETINGS (GIANTS WON SERIES 6-3)

AT CANDLESTICK PARK (4-2)

DATE	W-L	SCORE	WINNER	LOSER
7/9	W	5-4 (10)	F. Rodriguez	Aybar
7/10	W	4-2	Ortiz	Jimenez
7/11	L	4-5	Bottenfield	Gardner
7/26	W	10-8	F. Rodriguez	Slocumb
7/27	W	2-1	Rueter	Bottenfield
7/28	L	3-6	Oliver	Hernandez

AT BUSCH STADIUM (2-1)

DATE	W-L	SCORE	WINNER	LOSER
5/25	W	17-1	Brock	Jimenez
5/26	W	7-6	Rueter	Bottenfield
5/27	L	2-3 (12)	Slocumb	Spradlin



San Diego Padres

NATIONAL LEAGUE—WESTERN DIVISION

Mailing Address: P.O. Box 12200, San Diego, California 92112-2000

Telephone: (619) 881-6500

Fax: (619) 497-5454

Stadium: Qualcomm Stadium (Capacity: 66,307)

Field dimensions left to right: 327 - 405- 330

General Manager: Kevin Towers

Field Manager: Bruce Bochy (409-383, five years overall)

Years with club, record: five years, 409-383

1999 Record: 74-88 (4th)

Director of Public Relations: Glenn Geffner

Private office number: (619) 881-6509

Media Relations Assistant: John Dever

Private office number: (619) 881-6642

Director of Team Travel: Brian Prilaman

Hotel in San Francisco: Parc 55

Hotel phone number: (415) 392-8000

Giants hotel in San Diego: Marriott Hotel and Marina

Hotel phone number: (619) 234-1500

1999 MEETINGS (GIANTS WON SERIES 7-5)

AT CANDLESTICK PARK (4-2)

DATE	W-L	SCORE	WINNER	LOSER
4/8	W	12-4	Estes	Spencer
4/9	W	8-3	Brock	Clement
4/10	L	1-11	Ashby	Gardner
4/11	W	8-6	Johnstone	Rivera
7/21	W	10-2	Ortiz	Hitchcock
7/22	L	7-8	Williams	Rueter

AT QUALCOMM STADIUM (3-3)

DATE	W-L	SCORE	WINNER	LOSER
7/5	W	4-1	ORTIZ	Boehringer
7/6	W	10-9	Estes	Clement
7/7	L	2-5	Hitchcock	Brock
9/17	W	4-2	Nathan	Ashby
9/18	L	5-11	Hitchcock	Gardner
9/19	L	3-6	Williams	Estes

Giants Tops in National League

The Giants have posted the most wins and highest winning percentage in National League history (since 1900). Here's a look at how NL teams have fared:

Team	Won	Lost	Pct.
GIANTS (NEW YORK/SAN FRANCISCO)	8,275	7,150	.536
Dodgers (Brooklyn/ Los Angeles)	8,061	7,361	.523
Pirates (Pittsburgh)	8,005	7,416	.519
Cardinals (St. Louis)	7,926	7,497	.514
Diamondbacks (Arizona)	165	159	.509
Cubs (Chicago)	7,803	7,631	.506
Reds (Cincinnati)	7,795	7,644	.505
Astros/Colt .45's (Houston)	2,980	3,048	.494
Expos (Montreal)	2,387	2,501	.488
Rockies (Colorado)	512	559	.478
Braves (Boston/Milwaukee/Atlanta)	7,342	8,054	.477
Mets (New York)	2,840	3,178	.472
Brewers (Milwaukee)	148	175	.458
Phillies (Philadelphia)	7,055	8,345	.458
Padres (San Diego)	2,239	2,656	.457
Marlins (Florida)	472	596	.442



Anaheim Angels

AMERICAN LEAGUE—WESTERN DIVISION

Mailing Address: 2000 Gene Autry Way,
Anaheim, California 92806

Telephone: (714) 940-2000

Fax: (714) 940-2205

Stadium: Edison International Field of Anaheim
(Capacity: 45,050)

Field dimensions left to right: 365 - 400 - 365

General Manager: Bill Stoneman

Field Manager: Mike Scioscia (first year)

Years with club, record: first year

1999 Record: 70-92 (4th)

Vice President, Communications: Tim Mead

Private office number: (714) 940-2014

Manager, Baseball Information: Larry Babcock

Private office number: (714) 940-2015

Travel Representative: Tom Taylor

Giants Hotel in Anaheim: DoubleTree Hotel

Hotel phone number: (714) 634-4500

1999 MEETINGS (GIANTS WON SERIES 2-1)

AT CANDLESTICK PARK (2-1)

DATE	W-L	SCORE	WINNER	LOSER
6/7	W	5-2	Ortiz	Finley
6/8	W	6-2	Estes	Sparks
6/9	L	1-2	Belcher	Brock

AT EDISON INTERNATIONAL FIELD (0-0)

DATE	W-L	SCORE	WINNER	LOSER
------	-----	-------	--------	-------

Interleague Play 1997-99

	Team	Won	Lost	Pct.
1.	Florida	31	18	.633
2.	Houston	26	18	.591
3.	New York Mets	28	21	.571
	Cleveland	28	21	.571
5.	San Francisco	25	19	.568
	Los Angeles	25	19	.568
	San Diego	25	19	.568
8.	Texas	28	22	.571
9.	Milwaukee	24	19	.558
10.	New York Yankees	27	22	.551



Oakland Athletics

AMERICAN LEAGUE—WESTERN DIVISION

Mailing Address: 7677 Oakport, Suite 200,
Oakland, California 94621

Telephone: (510) 638-4900

Fax: (510) 562-1633

Stadium: Network Associates Coliseum
(Capacity: 43,662)

Field dimensions left to right: 333 - 400 - 333

General Manager: Billy Beane

Field Manager: Art Howe (696-762,
nine years overall)

Years with club, record: four years, 304-344

1999 Record: 87-75 (2nd)

Director of Media Relations: Jim Young

Private office number: (510) 563-2380

Baseball Information Manager: Mike Selleck

Private office number: (510) 563-2233

Director of Team Travel: Mickey Morabito

1999 MEETINGS (GIANTS TIED SERIES, 3-3)

AT CANDLESTICK PARK (2-1)

DATE	W-L	SCORE	WINNER	LOSER
6/4	W	4-3 (15)	Spradlin	Taylor
6/5	W	8-0	Rueter	OQuist
6/6	L	6-7	Groom	Johnstone

AT NETWORK ASSOCIATES COLISEUM (2-1)

DATE	W-L	SCORE	WINNER	LOSER
7/15	L	9-11	Jones	Nen
7/16	L	2-4	Heredia	Ortiz
7/17	W	7-2	Rueter	Groom

Seattle Mariners

AMERICAN LEAGUE—WESTERN DIVISION



Mailing Address: P.O. Box 4100, Seattle,
Washington 98104

Telephone: (206) 346-4000

Fax: (206) 346-4400

Stadium: SAFECO Field (Capacity: 47,116)

Field dimensions left to right: 331 - 405 - 326

General Manager: Pat Gillick

Field Manager: Lou Piniella (1,109-949,
13 years overall)

Years with club, record: seven years, 540-525

1999 Record: 79-83 (3rd)

Director, Baseball Information: Tim Hevly

Private office number: (206) 346-4402

Assistant Director, Baseball Information:
Matt Roebuck

Private office number: (206) 346-4408

Traveling Secretary: Ron Spelley

Hotel in San Francisco: Westin St. Francis

Hotel phone number: (415) 397-7000

1999 MEETINGS (GIANTS WON SERIES 2-1)

AT CANDLESTICK PARK (0-0)

DATE	W-L	SCORE	WINNER	LOSER
------	-----	-------	--------	-------

AT THE KINGDOM (2-1)

DATE	W-L	SCORE	WINNER	LOSER
6/11	L	3-7	Moyer	Gardner
6/12	W	15-11	Rueter	Garcia
6/13	W	8-4	Tavarez	Paniagua



Texas Rangers

AMERICAN LEAGUE—WESTERN DIVISION

Mailing Address: 1000 Ballpark Way,
Arlington, Texas 76011

Telephone: (817) 273-5222

Fax: (817) 273-5206

Stadium: The Ballpark in Arlington
(Capacity: 49,166)

Field dimensions left to right: 332 - 400 - 325

General Manager: Doug Melvin

Field Manager: Johnny Oates
(713-638, nine years overall)

Years with club, record: five years, 424-368

1999 Record: 95-67 (1st)

Senior Vice President, Public Relations:
John Blake

Private office number: (817) 273-5208

Director, Media Relations: Kurt Daniels

Private office number: (817) 273-5209

Director of Travel: Chris Lyngos

Hotel in San Francisco: Westin St. Francis

Hotel phone number: (415) 397-7000

1999 MEETINGS (GIANTS LOST SERIES 0-3)

AT CANDLESTICK PARK (0-0)

DATE	W-L	SCORE	WINNER	LOSER

AT THE BALLPARK IN ARLINGTON (0-3)

DATE	W-L	SCORE	WINNER	LOSER
7/18	L	4-5	Morgan	Gardner
7/19	L	7-14	Loaiza	Brock
7/20	L	3-6	Helling	Estes

Interleague Firsts

The Giants' game vs. the Texas Rangers, played June 12, 1997 at the Ballpark in Arlington (which began at 7:11 pm CDT), marked the 1st interleague contest in Major League history. Listed below are official MLB interleague firsts accomplished by a Giant on that date or subsequent dates:

Player	Feat	Date	Location
Darryl Hamilton	1st batter	June 12	The Ballpark in Arlington
	1st hit	June 12	The Ballpark in Arlington
Stan Javier	1st home run	June 12	The Ballpark in Arlington
Mark Gardner	1st winning pitcher	June 12	The Ballpark in Arlington
Rod Beck	1st save	June 12	The Ballpark in Arlington
Glenallen Hill	1st NL Designated Hitter	June 12	The Ballpark in Arlington
Rich Aurilia	1st grand slam	June 14	Anaheim Stadium

ORLANDO CEPEDA became the 49th member of the Baseball Hall of Fame to have worn a Giants uniform when he was inducted July 25, 1999. He also became the ninth Giant to have his uniform number (#30) retired.



ORLANDO MANUEL CEPEDA PENNES

"BABY BULL" "CHA-CHA"
SAN FRANCISCO, N.L., 1958 - 1966, ST. LOUIS, N.L., 1966 - 1968
ATLANTA, N.L., 1969 - 1972, OAKLAND, A.L., 1972
BOSTON, A.L., 1973, KANSAS CITY, A.L., 1974

A POWERFUL FIRST BASEMAN AND CONSISTENT RUN PRODUCER FOR 17 MAJOR LEAGUE SEASONS, NOTWITHSTANDING CHRONIC KNEE PROBLEMS, HIS ABILITY TO DRIVE THE BALL WITH AUTHORITY WAS RESPECTED AND FEARED BY THE OPPOSITION. UNANIMOUS SELECTION FOR BOTH THE 1958 N.L. ROOKIE OF THE YEAR AWARD AND 1967 MVP HONORS. THE 11-TIME ALL-STAR LED THE N.L. IN HOME RUNS (46) AND RBI (142) IN 1961. BATTED .300 NINE TIMES AND LED 379 HOME RUNS. HIS STALWART LEADERSHIP PROPELLED THE GIANTS TO THREE WORLD SERIES.

Giants Franchise Year-By-Year Finishes

Known as **New York Gothams**, 1883-1885

New York Giants, 1886-1957

San Francisco Giants, 1958-present

Year	Manager	Record	Pct.	GB	Finish
1883	John Clapp-Jim Mutrie	46-50	.479	16	6
1884	Jim Price-Jim Mutrie	62-50	.554	22	T4
1885	Jim Mutrie	85-27	.759	2	2
1886	Jim Mutrie	75-44	.630	12 1/2	3
1887	Jim Mutrie	68-55	.553	10 1/2	4
1888	Jim Mutrie	84-47	.641	+9	1'
1889	Jim Mutrie	83-43	.659	+1	1'
1890	Jim Mutrie	63-68	.481	24	6
1891	Jim Mutrie	71-61	.538	13	3
1892	Pat Powers	71-80	.470	31 1/2	8
1893	Monte Ward	68-64	.515	19 1/2	5
1894	Monte Ward	88-44	.667	3	2
1895	George Davis-Jack Doyle-Harvey Watkins	66-65	.504	21 1/2	9
1896	Arthur Irwin-Bill Joyce	64-67	.489	27	7
1897	Bill Joyce	83-48	.634	9 1/2	3
1898	Bill Joyce-Cap Anson	77-73	.513	25 1/2	7
1899	John Day-Fred Hoey	60-90	.400	42	10
1900	Buck Ewing-George Davis	60-78	.435	23	8
1901	George Davis	52-85	.380	37	7
1902	Horace Fogel-Heinie Smith-John McGraw	48-88	.353	53 1/2	8
1903	John McGraw	84-55	.604	6 1/2	2
1904	John McGraw	106-47	.693	+13	1
1905	John McGraw	105-48	.686	+9	1'
1906	John McGraw	96-56	.632	20	2
1907	John McGraw	82-71	.536	25 1/2	4
1908	John McGraw	98-56	.636	1T	2
1909	John McGraw	92-61	.601	18 1/2	3
1910	John McGraw	91-63	.591	13	2
1911	John McGraw	99-54	.647	+7 1/2	1
1912	John McGraw	103-48	.682	+10	1
1913	John McGraw	101-51	.664	+12 1/2	1
1914	John McGraw	84-70	.545	10 1/2	2
1915	John McGraw	69-83	.454	21	8
1916	John McGraw	86-66	.566	7	4
1917	John McGraw	98-56	.636	+10	1
1918	John McGraw	71-53	.573	10 1/2	2
1919	John McGraw	87-53	.621	9	2
1920	John McGraw	86-68	.558	7	2
1921	John McGraw	94-59	.614	+4	1'
1922	John McGraw	93-61	.604	+7	1'
1923	John McGraw	95-58	.621	+4 1/2	1
1924	John McGraw	93-60	.608	+1 1/2	1
1925	John McGraw	86-66	.566	8 1/2	2
1926	John McGraw	74-77	.490	13 1/2	5
1927	John McGraw	92-62	.597	2	3
1928	John McGraw	93-61	.604	2	2
1929	John McGraw	84-67	.556	13 1/2	3
1930	John McGraw	87-67	.565	5	3
1931	John McGraw	87-65	.572	13	2
1932	John McGraw-Bill Terry	72-82	.468	18	T6
1933	Bill Terry	91-61	.599	+5	1'
1934	Bill Terry	93-60	.608	2	2
1935	Bill Terry	91-62	.595	8 1/2	3
1936	Bill Terry	92-62	.597	+5	1
1937	Bill Terry	95-57	.625	+3	1
1938	Bill Terry	83-67	.553	5	3
1939	Bill Terry	77-74	.510	18 1/2	5

Year	Manager	Record	Pct.	GB	Finish
1940	Bill Terry	.72-80	.474	27 1/2	6
1941	Bill Terry	.74-79	.484	25 1/2	5
1942	Mel Ott	.85-67	.559	20	3
1943	Mel Ott	.55-98	.359	49 1/2	8
1944	Mel Ott	.67-87	.435	38	5
1945	Mel Ott	.78-74	.513	19	5
1946	Mel Ott	.61-93	.396	36	8
1947	Mel Ott	.81-73	.526	13	4
1948	Mel Ott-Leo Durocher	.78-76	.506	13 1/2	5
1949	Leo Durocher	.73-81	.474	24	5
1950	Leo Durocher	.86-68	.558	5	3
1951	Leo Durocher	.98-59	.624	+1T	1
1952	Leo Durocher	.92-62	.597	4 1/2	2
1953	Leo Durocher	.70-84	.455	35	5
1954	Leo Durocher	.97-57	.630	+5	1'
1955	Leo Durocher	.80-74	.519	18 1/2	3
1956	Bill Rigney	.67-87	.435	26	6
1957	Bill Rigney	.69-85	.448	26	6
1958	Bill Rigney	.80-74	.519	12	3
1959	Bill Rigney	.83-71	.539	4	3
1960	Bill Rigney-Tom Sheehan	.79-75	.513	16	5
1961	Alvin Dark	.85-69	.552	8	3
1962	Alvin Dark	.103-62	.624	+1	1
1963	Alvin Dark	.88-74	.543	11	3
1964	Alvin Dark	.90-72	.556	3	4
1965	Herman Franks	.95-67	.586	2	2
1966	Herman Franks	.93-68	.578	1 1/2	2
1967	Herman Franks	.91-71	.562	10 1/2	2
1968	Herman Franks	.88-74	.543	9	2
1969	Clyde King	.90-72	.556	3	2W
1970	Clyde King-Charlie Fox	.86-76	.531	16	3W
1971	Charlie Fox	.90-72	.556	+1	1W
1972	Charlie Fox	.69-86	.445	26 1/2	5W
1973	Charlie Fox	.88-74	.543	11	3W
1974	Charlie Fox-Wes Westrum	.72-90	.444	30	5W
1975	Wes Westrum	.80-81	.497	27 1/2	3W
1976	Bill Rigney	.74-88	.457	28	4W
1977	Joe Altobelli	.75-87	.463	23	4W
1978	Joe Altobelli	.89-73	.549	6	3W
1979	Joe Altobelli-Dave Bristol	.71-91	.438	19 1/2	4W
1980	Dave Bristol	.75-86	.466	17	5W
1981	Frank Robinson	.56-55	.505	10/3 1/2	5/3W
1982	Frank Robinson	.87-75	.537	2	3W
1983	Frank Robinson	.79-83	.488	12	5W
1984	Frank Robinson-Danny Ozark	.66-96	.407	26	6W
1985	Jim Davenport-Roger Craig	.62-100	.383	33	6W
1986	Roger Craig	.83-79	.512	13	3W
1987	Roger Craig	.90-72	.556	+6	1W
1988	Roger Craig	.83-79	.512	11 1/2	4W
1989	Roger Craig	.92-70	.568	+3	1W
1990	Roger Craig	.85-77	.525	6	3W
1991	Roger Craig	.75-87	.463	19	4W
1992	Roger Craig	.72-90	.444	26	5W
1993	Dusty Baker	.103-59	.636	1	2W
1994	Dusty Baker	.55-60	.478	3 1/2	2W
1995	Dusty Baker	.67-77	.465	11	4W
1996	Dusty Baker	.68-94	.420	23	4W
1997	Dusty Baker	.90-72	.556	+2	1W
1998	Dusty Baker	.89-74	.546	8 1/2	2W
1999	Dusty Baker	.86-76	.531	14	2W
GIANTS TOTALS, 117 SEASONS		.9489-8126	.539		
SAN FRANCISCO TOTALS, 42 SEASONS		.3422-3228	.515		

'Denotes World Championship

Giants vs. National League – 1900-99

	ASTROS	BRAVES	BREWERS	CARDS	CUBS	D-BACKS	DODGERS	EXPOS	MARLINS	METS	PADRES	PHILLIES	PIRATES	REDS	ROCKIES	TOTAL
	W-L	W-L	W-L	W-L	W-L	W-L	W-L	W-L	W-L	W-L	W-L	W-L	W-L	W-L	W-L	W-L
1900	—	7-11	—	6-14	8-12	—	10-10	—	—	—	—	7-13	9-11	13-7	—	60-78
1901	—	6-15	—	7-13	9-11	—	6-11	—	—	—	—	8-12	4-16	12-8	—	52-85
1902	—	3-16	—	7-13	10-10	—	10-10	—	—	—	—	6-12	6-13	6-14	—	48-88
1903	—	12-8	—	15-5	12-8	—	12-7	—	—	—	—	15-5	10-10	8-12	—	84-55
1904	—	20-2	—	15-7	11-11	—	19-3	—	—	—	—	17-4	12-10	12-10	—	106-47
1905	—	19-3	—	17-5	12-10	—	15-7	—	—	—	—	14-8	12-10	16-5	—	105-48
1906	—	15-6	—	19-3	7-15	—	13-9	—	—	—	—	15-7	11-11	16-5	—	96-56
1907	—	13-9	—	17-5	6-16	—	12-10	—	—	—	—	11-10	10-12	13-9	—	82-71
1908	—	16-6	—	14-8	11-11	—	16-6	—	—	—	—	16-6	11-11	14-8	—	98-56
1909	—	14-8	—	16-5	11-11	—	15-7	—	—	—	—	12-10	11-11	13-9	—	92-61
1910	—	16-6	—	12-10	8-14	—	14-8	—	—	—	—	15-7	12-10	14-8	—	91-63
1911	—	15-7	—	15-7	11-11	—	16-5	—	—	—	—	12-10	16-6	14-8	—	99-54
1912	—	18-3	—	15-7	9-13	—	16-6	—	—	—	—	17-5	12-8	16-6	—	103-48
1913	—	14-8	—	14-7	14-7	—	14-8	—	—	—	—	14-8	14-8	17-5	—	101-51
1914	—	11-11	—	9-13	13-9	—	13-9	—	—	—	—	12-10	13-9	13-9	—	84-70
1915	—	9-13	—	10-12	14-8	—	8-12	—	—	—	—	7-15	8-14	13-9	—	69-83
1916	—	10-11	—	15-7	12-10	—	7-15	—	—	—	—	9-13	17-5	16-5	—	86-66
1917	—	15-7	—	14-8	15-7	—	13-9	—	—	—	—	14-8	16-6	11-11	—	98-56
1918	—	15-1	—	13-4	6-14	—	12-8	—	—	—	—	10-3	8-11	7-12	—	71-53
1919	—	14-6	—	14-6	14-6	—	12-8	—	—	—	—	14-6	11-9	8-12	—	87-53
1920	—	12-10	—	11-11	15-7	—	7-15	—	—	—	—	12-10	13-9	16-6	—	86-68
1921	—	13-8	—	11-11	14-8	—	10-12	—	—	—	—	16-6	16-6	14-8	—	94-59
1922	—	14-8	—	13-9	14-8	—	14-8	—	—	—	—	15-7	11-11	12-10	—	93-61
1923	—	16-6	—	14-7	12-10	—	11-11	—	—	—	—	19-3	13-9	10-12	—	95-58
1924	—	17-5	—	13-9	13-9	—	14-8	—	—	—	—	14-7	9-13	13-9	—	93-60
1925	—	11-11	—	12-9	15-7	—	12-10	—	—	—	—	13-8	12-10	13-9	—	86-66
1926	—	10-12	—	10-12	8-14	—	13-9	—	—	—	—	12-7	6-16	15-7	—	74-77
1927	—	15-7	—	12-10	12-10	—	12-10	—	—	—	—	15-7	11-11	15-7	—	92-62
1928	—	16-6	—	14-8	8-14	—	13-9	—	—	—	—	17-5	11-11	14-8	—	93-61
1929	—	13-9	—	13-9	10-12	—	7-14	—	—	—	—	16-5	13-8	12-10	—	84-67
1930	—	11-11	—	10-12	12-10	—	9-13	—	—	—	—	16-6	14-8	15-7	—	87-67
1931	—	16-6	—	10-12	10-12	—	10-10	—	—	—	—	14-8	12-10	15-7	—	87-65
1932	—	11-11	—	14-8	7-15	—	7-15	—	—	—	—	11-11	7-15	15-7	—	72-82
1933	—	10-12	—	9-13	13-9	—	14-8	—	—	—	—	15-6	13-9	17-4	—	91-61
1934	—	15-7	—	9-13	10-11	—	14-8	—	—	—	—	15-7	14-8	16-6	—	93-60
1935	—	16-5	—	14-8	8-14	—	13-9	—	—	—	—	12-10	14-8	14-8	—	91-62
1936	—	13-9	—	10-12	11-11	—	13-9	—	—	—	—	17-5	15-7	13-9	—	92-62
1937	—	10-10	—	14-8	10-12	—	16-6	—	—	—	—	15-7	16-6	14-8	—	95-57
1938	—	14-8	—	11-9	10-12	—	14-8	—	—	—	—	16-5	9-13	9-12	—	83-67
1939	—	11-10	—	9-12	11-11	—	10-12	—	—	—	—	14-7	11-11	11-11	—	77-74
1940	—	15-7	—	11-10	10-12	—	5-16	—	—	—	—	12-10	12-10	7-15	—	72-80
1941	—	16-6	—	6-15	13-9	—	8-14	—	—	—	—	16-6	8-14	7-15	—	74-79
1942	—	12-8	—	7-15	13-9	—	8-14	—	—	—	—	17-5	15-7	13-9	—	85-67
1943	—	11-11	—	4-18	9-12	—	8-14	—	—	—	—	8-14	9-13	6-16	—	55-98
1944	—	13-9	—	6-16	12-10	—	12-10	—	—	—	—	10-12	7-15	7-15	—	67-87
1945	—	10-9	—	6-16	11-11	—	7-15	—	—	—	—	17-5	11-11	16-6	—	78-74
1946	—	9-13	—	10-12	5-17	—	7-15	—	—	—	—	12-10	10-12	8-14	—	61-93
1947	—	9-13	—	13-9	15-7	—	8-14	—	—	—	—	12-10	15-7	9-13	—	81-73
1948	—	11-11	—	7-15	11-11	—	11-11	—	—	—	—	14-8	12-10	12-10	—	78-76
1949	—	10-12	—	7-15	10-12	—	8-14	—	—	—	—	11-11	12-10	15-7	—	73-81
1950	—	9-13	—	11-11	17-5	—	10-12	—	—	—	—	12-10	16-6	11-11	—	86-68
1951	—	14-8	—	11-11	15-7	—	11-14	—	—	—	—	16-6	14-8	17-5	—	98-59
1952	—	13-9	—	12-10	12-10	—	14-8	—	—	—	—	10-12	15-7	19-3	—	92-62
1953	—	8-14	—	9-13	13-9	—	7-15	—	—	—	—	9-13	11-11	13-9	—	70-84
1954	—	12-10	—	12-10	15-7	—	13-9	—	—	—	—	16-6	14-8	15-7	—	97-57
1955	—	11-11	—	13-7	10-12	—	9-13	—	—	—	—	10-12	17-5	13-9	—	80-74
1956	—	5-17	—	7-15	15-7	—	8-14	—	—	—	—	11-11	13-9	7-15	—	67-87
1957	—	9-13	—	8-14	9-13	—	10-12	—	—	—	—	10-12	13-9	10-12	—	69-85
1958	—	6-16	—	13-9	10-12	—	16-6	—	—	—	—	14-8	10-12	11-11	—	80-74
1959	—	10-12	—	16-6	10-12	—	8-14	—	—	—	—	13-9	12-10	14-8	—	83-71

	ASTROS	BRAVES	BREWERS	CARDS	CUBS	D-BACKS	DODGERS	EXPOS	MARLINS	METS	PADRES	PHILLIES	PIRATES	REDS	ROCKIES	TOTAL
	W-L	W-L	W-L	W-L	W-L	W-L	W-L	W-L	W-L	W-L	W-L	W-L	W-L	W-L	W-L	W-L
1960	—	8-14	—	13-9	13-9	—	12-10	—	—	—	—	14-8	8-14	11-11	—	79-75
1961	—	11-11	—	9-13	17-5	—	12-10	—	—	—	—	14-8	12-10	10-12	—	85-69
1962	11-7	11-7	—	9-9	12-6	—	11-10	—	—	14-4	—	13-5	11-7	11-7	—	103-62
1963	10-8	8-10	—	8-10	8-10	—	9-9	—	—	12-6	—	10-8	13-5	10-8	—	88-74
1964	11-7	9-9	—	9-9	9-9	—	12-6	—	—	11-7	—	8-10	10-8	11-7	—	90-72
1965	15-3	8-10	—	10-8	12-6	—	8-10	—	—	13-5	—	10-8	7-11	12-6	—	95-67
1966	12-6	10-8	—	12-6	12-6	—	9-9	—	—	9-9	—	8-10	11-7	10-7	—	93-68
1967	12-6	8-10	—	7-11	8-10	—	13-5	—	—	13-5	—	10-8	10-8	10-8	—	91-71
1968	10-8	9-9	—	10-8	9-9	—	9-9	—	—	11-7	—	9-9	11-7	10-8	—	88-74
1969	8-10	9-9	—	3-9	6-6	—	13-5	11-1	—	4-8	12-6	9-3	7-5	8-10	—	90-72
1970	8-10	11-7	—	7-5	5-7	—	9-9	6-6	—	6-6	13-5	4-8	8-4	9-9	—	86-76
1971	9-9	11-7	—	5-7	9-3	—	6-12	5-7	—	8-4	13-5	6-6	9-3	9-9	—	90-72
1972	5-13	11-7	—	5-7	5-7	—	9-9	6-6	—	4-8	10-4	6-6	3-9	5-10	—	69-86
1973	7-11	10-8	—	6-6	10-2	—	9-9	6-6	—	7-5	11-7	7-5	7-5	8-10	—	88-74
1974	8-10	10-8	—	6-6	6-6	—	6-12	8-4	—	6-6	7-11	4-8	4-8	7-11	—	72-90
1975	13-5	9-8	—	5-7	7-5	—	8-10	7-5	—	4-8	10-8	5-7	7-5	5-13	—	80-81
1976	8-10	9-9	—	5-7	4-8	—	10-8	5-7	—	5-7	10-8	6-6	3-9	9-9	—	74-88
1977	9-9	10-8	—	7-5	3-9	—	4-14	6-6	—	5-7	10-8	3-9	10-2	8-10	—	75-87
1978	12-6	7-11	—	9-3	8-4	—	7-11	7-5	—	9-3	10-8	6-6	8-4	6-12	—	89-73
1979	11-7	7-11	—	5-7	4-8	—	4-14	5-7	—	4-8	10-8	6-6	3-9	12-6	—	71-91
1980	7-11	6-11	—	7-5	7-5	—	5-13	5-7	—	9-3	8-10	6-6	4-8	11-7	—	75-86
1981	6-9	7-5	—	2-3	5-5	—	5-7	5-2	—	4-2	7-6	3-4	7-3	5-9	—	56-55
1982	13-5	10-8	—	5-7	6-6	—	9-9	8-4	—	8-4	8-10	2-10	6-6	12-6	—	87-75
1983	6-12	9-9	—	4-8	8-4	—	13-5	4-8	—	7-5	7-11	7-5	6-6	8-10	—	79-83
1984	6-12	8-10	—	7-5	3-9	—	8-10	5-7	—	8-4	5-13	4-8	6-6	6-12	—	66-96
1985	3-15	8-10	—	2-10	6-6	—	7-11	5-7	—	4-8	6-12	6-6	9-3	6-12	—	62-100
1986	9-9	11-7	—	5-7	6-6	—	10-8	7-5	—	5-7	10-8	3-9	8-4	9-9	—	83-79
1987	8-10	10-8	—	7-5	7-5	—	8-10	7-5	—	3-9	13-5	10-2	6-6	11-7	—	90-72
1988	11-7	13-5	—	7-5	7-5	—	6-12	5-7	—	8-4	10-8	5-7	4-8	7-11	—	83-79
1989	10-8	12-6	—	7-5	6-6	—	8-10	5-7	—	9-3	10-8	8-4	7-5	10-8	—	92-70
1990	8-10	13-5	—	9-3	5-7	—	10-8	5-7	—	5-7	11-7	4-8	4-8	11-7	—	85-77
1991	9-9	9-9	—	4-8	6-6	—	10-8	5-7	—	6-6	7-11	6-6	5-7	8-10	—	75-87
1992	6-12	7-11	—	5-7	4-8	—	11-7	7-5	—	2-10	7-11	9-3	6-6	8-10	—	72-90
1993	10-3	6-7	—	4-8	6-6	—	6-7	9-3	8-4	8-4	10-3	8-4	7-5	11-2	10-3	103-59
1994	2-8	1-5	—	2-4	4-5	—	5-5	7-5	4-2	6-6	2-5	8-4	5-1	2-7	7-3	55-60
1995	3-5	1-7	—	7-6	7-5	—	5-8	6-7	3-5	8-5	7-6	6-6	6-6	3-3	5-8	67-77
1996	4-8	5-7	—	7-6	5-7	—	6-7	4-9	7-5	6-6	2-11	6-6	4-8	4-9	8-5	68-94
1997	8-3	4-7	—	3-8	6-5	—	6-6	5-6	6-5	8-3	8-4	8-3	3-8	7-4	8-4	90-72
1998	3-6	2-7	4-5	7-5	3-7	7-5	6-6	6-3	9-0	5-4	4-8	6-2	7-2	7-2	5-7	89-74
1999	4-5	5-4	5-4	6-3	7-1	3-9	5-8	5-4	5-4	2-7	7-5	6-2	5-4	5-4	9-4	86-76
NY TOTALS																
Wins	—	720	—	657	655	—	650	—	—	—	—	762	682	728	—	6067
Losses	—	527	—	595	606	—	608	—	—	—	—	482	578	530	—	4898
SF TOTALS																
Wins	315	349	9	286	301	10	353	187	42	266	265	306	299	357	52	3422
Losses	312	357	9	285	273	14	376	175	25	220	240	266	272	351	34	3228
OVERALL																
Wins	315	1069	9	943	956	10	1003	187	42	266	265	1068	981	1085	52	9489
Losses	312	884	9	880	879	14	984	175	25	220	240	748	850	881	34	8126

Giants vs. American League – 1997-99

	ANGELS	ATHLETICS	MARINERS	RANGERS	INTERLEAGUE
	W-L	W-L	W-L	W-L	TOTAL
1997	3-1	2-2	3-1	2-2	10-6
1998	2-1	2-2	2-1	2-1	8-5
1999	2-1	3-3	2-1	0-3	7-8
NY TOTALS	—	—	—	—	—
SF TOTALS	7-3	7-7	7-3	4-6	25-19
OVERALL	7-3	7-7	7-3	4-6	25-19

Giants Yearly Win-Loss Breakdown 1900-99

Year	Home	Road	Day	Night	Pre-ASB	Post-ASB	X-Inn	SHO	1-RUN
1900	38-31	22-47	60-78	—	—	—	2-3	4-8	49-53
1901	30-38	22-47	52-85	—	—	—	2-6	4-8	13-19
1902	22-44	22-44	48-88	—	—	—	4-5	11-19	15-22
1903	41-27	43-28	84-55	—	—	—	6-6	8-10	13-23
1904	56-26	50-21	106-47	—	—	—	5-3	20-7	26-18
1905	54-21	51-27	105-48	—	—	—	9-2	18-11	25-18
1906	51-24	45-32	96-56	—	—	—	5-5	16-14	29-20
1907	45-30	37-41	82-71	—	—	—	9-9	21-18	31-31
1908	52-25	46-31	98-56	—	—	—	10-2	22-8	26-20
1909	44-33	48-28	92-61	—	—	—	7-7	16-12	34-17
1910	52-26	39-37	91-63	—	—	—	9-2	9-9	26-23
1911	49-25	50-29	99-54	—	—	—	3-2	18-6	23-13
1912	49-25	54-23	103-48	—	—	—	5-4	7-6	29-14
1913	54-23	47-28	101-51	—	—	—	12-5	10-15	30-15
1914	43-36	41-34	84-70	—	—	—	4-2	19-11	17-21
1915	37-38	32-45	69-83	—	—	—	4-10	19-19	18-22
1916	47-30	39-36	86-66	—	—	—	9-11	22-12	24-21
1917	50-28	48-28	98-56	—	—	—	6-7	15-11	28-20
1918	35-21	36-32	71-53	—	—	—	4-4	15-9	22-12
1919	46-23	41-30	87-53	—	—	—	8-6	11-8	25-13
1920	45-35	41-33	86-68	—	—	—	11-6	17-13	20-21
1921	53-26	41-33	94-59	—	—	—	9-6	5-6	21-21
1922	51-27	42-34	93-61	—	—	—	7-5	7-7	30-23
1923	47-30	48-28	95-58	—	—	—	5-7	8-7	28-16
1924	51-26	42-34	93-60	—	—	—	6-5	4-3	15-14
1925	47-29	39-37	86-66	—	—	—	6-7	6-9	24-14
1926	43-33	31-44	74-77	—	—	—	7-6	4-12	27-23
1927	49-25	43-37	92-62	—	—	—	9-8	6-5	31-15
1928	51-26	42-35	93-61	—	—	—	8-5	6-5	35-20
1929	39-37	45-30	84-67	—	—	—	7-7	10-10	12-26
1930	47-31	40-36	87-67	—	—	—	7-7	6-3	19-23
1931	50-27	37-38	87-65	—	—	—	1-6	17-10	18-25
1932	37-40	35-42	72-82	—	—	—	8-7	3-4	17-31
1933	48-27	43-34	91-61	—	44-27	47-34	7-4	23-11	29-16
1934	49-26	44-34	93-60	—	48-28	45-32	3-7	13-11	21-23
1935	50-27	41-35	91-62	—	50-21	41-41	13-6	10-7	24-10
1936	52-26	40-36	92-62	—	40-32	52-30	6-4	12-9	33-21
1937	50-25	45-32	95-57	—	42-26	53-31	6-5	12-6	28-17
1938	43-30	40-37	83-67	—	46-26	37-41	3-5	8-15	24-15
1939	41-33	36-41	77-74	—	40-33	37-41	5-1	6-6	19-22
1940	33-43	39-37	64-76	8-4	40-26	32-54	7-5	10-12	19-22
1941	38-39	36-40	71-72	3-7	39-32	35-47	6-6	12-10	21-25
1942	47-31	38-36	80-62	5-5	40-37	45-30	8-9	12-8	21-18
1943	34-43	21-55	55-90	0-8	31-46	24-52	8-9	5-12	23-32
1944	39-36	28-51	53-70	14-17	37-39	30-48	4-10	4-15	21-21
1945	47-30	31-44	64-60	14-14	41-36	37-38	5-7	13-6	28-23
1946	38-39	23-54	53-74	8-19	33-41	28-52	3-7	7-12	23-38
1947	45-31	36-42	67-61	14-12	37-30	44-43	5-3	6-7	19-24
1948	37-40	41-36	65-60	13-16	36-37	42-39	5-3	15-7	17-26
1949	43-34	30-47	58-61	15-20	38-38	35-43	6-5	10-16	12-20

Year	Home	Road	Day	Night	Pre-ASB	Post-ASB	X-Inn	SHO	1-RUN
1950	44-32	44-36	61-53	25-15	34-39	52-29	6-8	19-7	26-17
1951	50-28	48-31	70-46	28-13	44-36	52-23	9-9	9-7	34-21
1952	50-27	42-35	61-44	31-18	47-26	45-36	8-5	12-10	27-16
1953	38-39	32-45	52-54	18-30	45-37	25-47	3-8	10-8	9-24
1954	53-23	44-34	64-39	33-18	57-27	40-30	10-6	19-7	27-24
1955	44-35	36-39	50-46	30-28	42-41	38-33	9-9	6-5	24-19
1956	37-40	30-47	44-53	23-34	31-44	36-43	6-11	9-10	28-25
1957	37-40	32-45	46-49	23-36	37-43	32-42	10-10	9-15	26-29
1958	44-33	36-41	55-40	25-34	41-38	39-36	9-9	7-10	29-28
1959	42-35	41-36	47-54	36-27	46-35	37-36	7-8	12-9	20-22
1960	45-32	34-43	47-43	32-38	40-38	39-37	4-9	16-8	23-25
1961	45-32	40-37	52-36	31-33	44-39	41-30	7-5	9-9	29-28
1962	61-21	42-41	67-31	36-31	57-31	46-31	5-5	10-7	26-18
1963	51-31	37-43	46-39	42-35	48-37	40-37	9-11	9-12	33-28
1964	44-37	46-35	54-33	36-39	47-31	43-41	14-4	17-10	29-24
1965	51-30	44-37	56-33	39-34	45-38	50-29	11-5	17-10	24-21
1966	47-34	46-34	52-40	41-28	54-33	39-35	12-9	14-12	28-20
1967	51-31	40-40	46-43	45-28	45-38	46-33	9-9	17-9	29-29
1968	42-39	46-35	48-43	40-31	42-42	46-32	5-8	20-18	27-20
1969	52-29	38-43	52-36	38-36	54-42	36-30	9-11	15-10	27-32
1970	48-33	38-43	43-30	43-46	41-44	45-32	8-10	7-8	27-15
1971	51-30	39-42	50-31	40-41	55-35	36-37	13-6	14-6	26-25
1972	34-43	35-43	32-46	37-40	41-52	28-34	8-9	8-15	18-28
1973	47-34	41-40	47-29	41-45	56-43	32-31	13-2	8-9	31-24
1974	37-44	35-46	39-42	33-48	45-53	27-37	7-7	11-12	22-27
1975	46-35	34-46	42-37	38-44	41-47	39-34	10-5	9-10	25-24
1976	40-41	34-47	39-39	35-49	35-52	39-36	7-13	18-17	22-29
1977	38-43	37-44	33-38	42-49	43-51	32-36	9-9	10-10	26-26
1978	50-31	39-42	46-31	43-42	52-34	37-39	11-9	17-12	42-26
1979	38-43	33-48	34-40	37-51	45-48	26-43	5-6	6-14	21-30
1980	44-37	31-49	35-30	40-56	37-43	38-43	8-8	10-16	27-27
1981	29-24	27-31	18-27	38-28	27-32	29-23	7-7	9-9	13-18
1982	45-36	42-39	35-26	52-49	42-46	45-29	11-6	4-11	38-28
1983	43-38	36-45	35-32	44-51	39-40	40-43	6-6	9-6	27-31
1984	35-46	31-50	30-39	36-57	33-50	33-46	6-16	7-10	29-34
1985	38-43	24-57	39-52	23-48	33-55	29-45	10-9	5-14	22-36
1986	46-35	37-44	40-37	43-42	48-40	35-39	12-9	10-12	30-30
1987	46-35	44-37	42-24	48-48	44-44	46-28	12-11	10-8	29-33
1988	45-36	38-43	39-28	44-51	46-39	37-40	6-12	13-14	25-26
1989	53-28	39-42	39-26	53-44	51-36	41-34	5-8	16-6	30-25
1990	49-32	36-45	33-30	52-47	44-39	41-38	7-8	6-6	25-23
1991	43-38	32-49	34-27	41-60	35-46	40-41	5-8	10-13	23-32
1992	42-39	30-51	36-32	36-58	43-44	29-46	10-12	12-18	22-28
1993	50-31	53-28	54-26	49-33	59-30	44-29	8-5	9-5	28-18
1994	29-31	26-29	30-31	25-29	39-50	16-10	4-7	4-2	19-16
1995	37-35	30-42	37-34	30-43	33-36	34-41	8-7	5-8	26-15
1996	38-44	30-50	35-43	33-51	38-48	30-53	6-10	8-12	17-29
1997	48-33	42-39	41-33	49-39	51-36	39-36	11-3	9-4	23-17
1998	49-32	40-42	42-29	47-45	52-37	37-37	12-8	6-8	25-29
1999	49-32	37-44	40-34	46-42	50-38	36-38	7-7	3-2	27-23

Giants Franchise Records – 1883-1999

Batting

Player Longest With Club	Willie Mays (22 years), Mel Ott (22 years)
Highest Batting Average	Bill Terry (.401) 1930
Most Games (Season)	Jose Pagan (164) 1962
Most Games (Lifetime)	Willie Mays (2,857)
Most At Bats (Season)	Joe Moore (681) 1935
Most At Bats (Lifetime)	Willie Mays (10,477)
Most Hits (Season)	Bill Terry (254) 1930
Most Hits (Lifetime)	Willie Mays (3,187)
Most Hits (Game)	6 (8 times) Most Recent: Mike Benjamin, 6/14/95
Most Pinch Hits (Season)	Sam Leslie (22) 1932
Most Runs Scored (Season)	Mike Tiernan (146) 1893
Since 1900	Bill Terry (139) 1930
Most Runs Scored (Lifetime)	Willie Mays (2,011)
Longest Consecutive Game	
Hitting Streak	George Davis (33) 1893
Since 1900	Jack Clark (26) 1978
Most Doubles (Season)	Jack Clark (46) 1978
Most Doubles (Game)	3 (many players) Most Recent: Brent Mayne, 7/26/99
Most Triples (Season)	George Davis (26) 1893
Since 1900	Larry Doyle (25) 1911
Most Triples (Game)	Bill Joyce (4) 5/18/1897
Most Home Runs (Season)	Willie Mays (52) 1965
Most Home Runs (Lifetime)	Willie Mays (646)
Most Home Runs (Game)	Willie Mays (4) 4/30/61
Most Pinch Hit Home Runs (Season)	Mike Ivie (4) 1978; Candy Maldonado (4) 1986; Ernest Riles (4) 1990
Most Grand Slams (Season)	3 (5 times) Most Recent: Jeff Kent 1997
Most Runs Batted In (Season)	Mel Ott (151) 1929
Most Runs Batted In (Lifetime)	Mel Ott (1,860)
Most Runs Batted In (Game)	Phil Weintraub (11) 4/30/44
Most Bases on Balls (Season)	Barry Bonds (151) 1996
Most Strikeouts (Season)	Bobby Bonds (189) 1970
Most Game-Winning RBIs (Season)	Jack Clark (21) 1982
Most Times Hit By Pitch (Season)	Ron Hunt (26) 1970
Most Sacrifice Hits (Season)	Art Devlin (36) 1907
Most Sacrifice Flies (Season)	Will Clark (13) 1990
Most Stolen Bases (Season)	John Ward (111) 1883
Since 1900	George Burns (62) 1914
Most Stolen Bases (Lifetime)	George Burns (334)

Pitching

Most Games (Season)	Julian Tavarez (89) 1997
Most Games (Lifetime)	Gary Lavelle (647)
Most Games Won (Season)	Christy Mathewson (37) 1908
Most Games Won (Lifetime)	Christy Mathewson (372)
Most Games Lost (Season)	Luther Taylor (27) 1901
Most Consecutive Games	
Won (Season)	Rube Marquard (19) 1912
Most Seasons, 20 or More Wins	Christy Mathewson (13)
Most Shutouts (Season)	Christy Mathewson (12) 1908
Most Shutouts (Lifetime)	Christy Mathewson (83)
Most Consecutive Shutouts	
(Season)	Sal Maglie (4) 1950, Gaylord Perry (4) 1970
Most Consecutive Scoreless	
Innings (Season)	Carl Hubbell (46.1) 1933
Most Complete Games (Season)	Joe McGinnity (44) 1903
Most Complete Games (Lifetime)	Christy Mathewson (434)
Most Strikeouts (Season)	Christy Mathewson (267) 1903
Most Strikeouts (Lifetime)	Christy Mathewson (2,502)
Most Strikeouts (Game)	Christy Mathewson (16) 10/3/04
Most Innings (Season)	Joe McGinnity (434) 1903
Most Innings (Career)	Christy Mathewson (4,781)
Lowest ERA (Season, 162 Innings)	Carl Hubbell (1.66) 1933
Most Saves (Season)	Rod Beck (48) 1993
Most Saves (Career)	Rod Beck (199)

Team

Most Games Won (Season)	(106) 1904
Most Games Lost (Season)	(100) 1985
Highest Club Batting Average (Season)	(.319) 1930
Lowest Club ERA (Season)	(2.71) 1968
Most Shutout Games Won (Season)	(25) 1908
Most One-Run Games Won (Season)	(42) 1978
Longest Winning Streak (Season)	(26 games) 1916
Longest Losing Streak (Season)	(13 games) 1902, 1944
Most Runs (Season)	(959) 1930
Most Runs (Game)	(29) 6/15/1887
Since 1900	(26) 4/30/44
Most Runs (Inning)	(13) 5 times, Most Recent: 7/15/97
Most Hits (Season)	(1,769) 1930
Most Hits (Game)	(31) 6/9/01
Most Doubles (Season)	(307) 1999
Most Triples (Season)	(105) 1911
Most Home Runs (Season)	(221) 1947
Most Home Runs (Game)	(8) 4/30/61, (Mays 4, Pagan 2, F. Alou 1, Cepeda 1)
Most Pinch Hit Home Runs (Season)	(11) 1977, 1987
Most Grand Slams (Season)	(7) 1951, 1954, 1970, 1998
Most Pinch Hit Grand Slam Home	
Runs (Season)	(3) 1973, 1978
Most Total Bases (Season)	(2,628) 1930
Most Total Bases (Game)	(50) 5/13/58
Most Players Five or More Hits (Game)	(3) 6/9/01, 6/1/23
Most Stolen Bases (Season)	(347) 1911
Most Errors (Season)	(307) 1909
Fewest Errors (Season)	(101) 1993, 1998
Most Double Plays (Season)	(183) 1987
Longest Game (Time, Nine Innings)	(4:18) 10/2/62
Longest Game (Time and Innings)	(7:23, 23 innings) San Francisco at New York 5/31/64
Most Players Used (Season)	(51) 1990
Most Pitchers Used (Season)	(26) 1990

San Francisco Giants Records 1958-1999

Batting

Player Longest With Club	Willie McCovey (19 years)
Highest Batting Average (Season)	Willie Mays (.347) 1958
Most Games (Season)	Jose Pagan (164) 1962
Most Games (Lifetime)	Willie McCovey (2,256)
Most At Bats (Season)	Bobby Bonds (663) 1970
Most At Bats (Lifetime)	Willie Mays (7,578)
Most Hits (Season)	Willie Mays (208) 1958
Most Hits (Lifetime)	Willie Mays (2,284)
Most Hits (Game)	Jesus Alou (6) 7/10/64; Mike Benjamin (6) 6/14/95
Most Hits (Rookie Season)	Orlando Cepeda (188) 1958
Most Pinch Hits (Season)	Ken Oberkfell (18) 1989
Most Runs Scored (Season)	Bobby Bonds (134) 1970
Most Runs Scored (Lifetime)	Willie Mays (1,480)
Most Runs Scored (Game)	Willie Mays (5) 4/24/64; Willie Mays (5) 3/19/64; Barry Bonds (5) 8/4/93
Longest Consecutive Game	
Hitting Streak	Jack Clark (26) 1978
Most Doubles (Season)	Jack Clark (46) 1978
Most Doubles (Game)	3 (many players) Most Recent: Brent Mayne 7/26/99
Most Triples (Season)	Willie Mays (12) 1960
Most Triples (Game)	Willie Mays (3) 9/15/60
Most Home Runs (Season)	Willie Mays (52) 1965
Most Home Runs (Lifetime)	Willie McCovey (469)
Most Home Runs (Game)	Willie Mays (4) 4/30/61
Most Pinch Hit Home Runs (Season)	Mike Ivie (4) 1978; Candy Maldonado (4) 1986; Ernest Riles (4) 1990
Most Home Runs (Rookie Season)	Jim Ray Hart (31) 1964
Most Grand Slams (Season)	Willie McCovey (3) 1967; Jeff Kent (3) 1997
Most Pinch Hit Grand Slam Home Runs (Season)	Mike Ivie (2) 1978
Most Runs Batted In (Season)	Orlando Cepeda (142) 1961
Most Runs Batted In (Lifetime)	Willie McCovey (1,388)
Most Runs Batted In (Game)	Willie Mays (8) 4/30/61; Orlando Cepeda (8) 7/4/61
Most Runs Batted In (Rookie Season)	Orlando Cepeda (96) 1958
Most Bases on Balls (Season)	Barry Bonds (151) 1996
Most Strikeouts (Season)	Bobby Bonds (189) 1970
Most Times Hit by Pitch (Season)	Ron Hunt (26) 1970
Most Sacrifice Hits (Season)	Rick Reuschel (19) 1988
Most Sacrifice Flies (Season)	Will Clark (13) 1990
Most Stolen Bases (Season)	Bill North (58) 1979
Most Stolen Bases (Lifetime)	Bobby Bonds (263)
Most Stolen Bases (Rookie Season)	Dan Gladden (31) 1984

Pitching

Most Games (Season)	Julian Tavarez (89) 1997
Most Games (Lifetime)	Gary Lavelle (647)
Most Games Won (Season)	Juan Marichal (26) 1968
Most Games Won (Lifetime)	Juan Marichal (238)
Most Games Lost (Season)	Ray Sadecki (18) 1968
Most Games Won (Rookie Season)	John Montefusco (15) 1975
Most Consecutive Games Won (Season)	Jack Sanford (16) 1962
Most Seasons, 20 or More Wins	Juan Marichal (6)
Most Shutouts (Season)	Juan Marichal (10) 1965
Most Shutouts (Lifetime)	Juan Marichal (52)
Most Consecutive Shutouts (Season)	Gaylord Perry (4) 1970
Most Consecutive Scoreless Innings (Season)	Gaylord Perry (40) 1970
Most Complete Games (Season)	Juan Marichal (30) 1968
Most Complete Games (Lifetime)	Juan Marichal (244)
Most Strikeouts (Season)	Juan Marichal (248) 1963
Most Strikeouts (Lifetime)	Juan Marichal (2,281)
Most Strikeouts (Game)	Gaylord Perry (15) 7/22/66
Most Strikeouts (Rookie Season)	John Montefusco (215) 1975
Most Innings (Season)	Gaylord Perry (329) 1970
Most Innings (Career)	Juan Marichal (3,442)
Lowest ERA (Season, 162 Innings)	Bob Bolin (1.38) 1968
Most Saves (Season)	Rod Beck (48) 1993
Most Saves (Career)	Rod Beck (199)

Team

Most Games Won (Season)	(103) 1962, 1993
Most Games Lost (Season)	(100) 1985
Highest Club Batting Average (Season)	(.278) 1962
Lowest Club ERA (Season)	(2.71) 1968
Most Shutout Games Won (Season)	(20) 1968
Most One-Run Games Won (Season)	(42) 1978
Longest Winning Streak (Season)	(14 games) 1965
Longest Losing Streak (Season)	(10 games) 1985, 1996
Most Runs (Season)	(878) 1962
Most Runs (Game)	(23) 6/8/90 at Atlanta
Most Runs (Inning)	(13) 5/7/66, 7/15/97
Most Hits (Season)	(1,552) 1962
Most Hits (Game)	(27) 6/8/90 at Atlanta
Most Doubles (Season)	(307) 1999
Most Triples (Season)	(62) 1960
Most Home Runs (Season)	(205) 1987
Most Home Runs (Game)	(8) 4/30/61, (Mays 4, Pagan 2, F. Alou 1, Cepeda 1)
Most Pinch Hit Home Runs (Season)	(11) 1977, 1987
Most Grand Slam Home Runs (Season)	(7) 1970, 1998
Most Pinch Hit Grand Slam Home Runs (Season)	(3) 1973, 1978
Most Total Bases (Season)	(2,463) 1962
Most Total Bases (Game)	(50) 5/13/58
Most Players Five or More Hits (Game)	(2) 7/17/78, (Evans, Whitfield)
Most Stolen Bases (Season)	(148) 1986
Most Errors (Season)	(186) 1976
Fewest Errors (Season)	(101) 1993, 1998
Most Double Plays (Season)	(183) 1987
Longest Game (Time, Nine Innings)	(4:18) 10/2/62
Longest Game (Time and Innings)	(7:23, 23 Innings) San Francisco at New York 5/31/64
Most Players Used (Season)	(51) 1990
Most Pitchers Used (Season)	(26) 1990

Franchise Batting All-Time Top Tens

Games

Mays.....	2857
Ott.....	2730
McCovey.....	2256
Terry.....	1721
Jackson.....	1656
Doyle.....	1615
Davenport.....	1501
Lockman.....	1485
Tiernan.....	1474
G.J. Burns.....	1362

Hits

Mays.....	3187
Ott.....	2876
Terry.....	2193
McCovey.....	1974
Tiernan.....	1875
Jackson.....	1768
Doyle.....	1751
J. Moore.....	1615
Van Haltren.....	1592
Lockman.....	1571

Home Runs

Mays.....	646
Ott.....	511
McCovey.....	469
Ba. Bonds	269
Williams.....	247
Cepeda.....	226
Thomson.....	189
Bo. Bonds.....	186
W. Clark.....	176
J. Clark.....	163

Extra Base Hits

Mays.....	1289
Ott.....	1071
McCovey.....	822
Terry.....	640
Tiernan.....	515
Jackson.....	512
Ba. Bonds	501
Cepeda.....	474
W. Clark.....	462
Doyle.....	459

At-Bats

Mays.....	10477
Ott.....	9456
McCovey.....	7214
Terry.....	6428
Jackson.....	6086
Doyle.....	5995
Tiernan.....	5910
Lockman.....	5584
J. Moore.....	5427
G.J. Burns.....	5311

Doubles

Mays.....	504
Ott.....	488
Terry.....	374
McCovey.....	308
Jackson.....	291
Doyle.....	275
G.J. Burns.....	267
J. Moore.....	258
W. Clark.....	249
Tiernan.....	248

Total Bases

Mays.....	5907
Ott.....	5041
McCovey.....	3779
Terry.....	3253
Tiernan.....	2765
Jackson.....	2636
Doyle.....	2461
Cepeda.....	2234
Lockman.....	2216
J. Moore.....	2216

Batting Average

Terry.....	.341
G.S. Davis.....	.335
Connor.....	.334
Van Haltren.....	.323
Youngs.....	.322
Frisch.....	.321
Lindstrom.....	.318
Tiernan.....	.317
Ewing.....	.315
E. Meusel.....	.314

Runs

Mays.....	2011
Ott.....	1859
Tiernan.....	1312
Terry.....	1120
McCovey.....	1113
Van Haltren.....	982
Connor.....	939
Doyle.....	906
G.J. Burns.....	877
G.S. Davis.....	844

Triples

Tiernan.....	159
Mays.....	139
Connor.....	129
Doyle.....	117
Terry.....	112
Ewing.....	108
G.S. Davis.....	97
Youngs.....	93
Van Haltren.....	90
Jackson.....	86

Runs Batted In

Ott.....	1860
Mays.....	1859
McCovey.....	1388
Terry.....	1078
Jackson.....	929
Tiernan.....	852
G.S. Davis.....	805
Cepeda.....	767
Kelly.....	761
Ba. Bonds	743

Stolen Bases

G.J. Burns.....	334
Mays.....	332
Doyle.....	271
Devlin.....	264
Bo. Bonds.....	263
Murray.....	231
Frisch.....	224
Ba. Bonds	209
Merkle.....	192
Snodgrass.....	190

Franchise Pitching All-Time Top Tens

Games

Lavelle.....	647
Mathewson.....	634
Minton.....	552
Hubbell.....	535
Moffitt.....	459
Marichal.....	458
Fitzsimmons.....	403
Barr.....	394
Schumacher.....	391
Perry.....	367

Shutouts

Mathewson.....	83
Marichal.....	52
Hubbell.....	36
Wiltse.....	29
Schumacher.....	29
Tesreau.....	27
McGinnity.....	26
Taylor.....	21
Fitzsimmons.....	21
Antonelli.....	21
Perry.....	21

Wins

Mathewson.....	372
Hubbell.....	253
Marichal.....	238
Fitzsimmons.....	170
Schumacher.....	158
McGinnity.....	151
Wiltse.....	136
Perry.....	134
Jansen.....	120
Tesreau.....	115

Innings Pitched

Mathewson.....	4772
Hubbell.....	3591
Marichal.....	3443
Fitzsimmons.....	2515
Schumacher.....	2483
Perry.....	2295
McGinnity.....	2151
Wiltse.....	2050
Ames.....	1944
Taylor.....	1853

Completed Games

Mathewson.....	434
Hubbell.....	245
Marichal.....	244
Fitzsimmons.....	150
Schumacher.....	133
Perry.....	125
Tesreau.....	124
Jansen.....	105
Marquard.....	100
Nehf.....	95

Saves

Beck.....	199
Lavelle.....	127
Minton.....	125
Moffitt.....	83
Linzey.....	77
Nen	77
Garrelts.....	48
Miller.....	46
Brantley.....	42
McMahon.....	36

Bases on Balls

Schumacher.....	902
Mathewson.....	839
Hubbell.....	725
Marichal.....	690
Fitzsimmons.....	670
Ames.....	620
Perry.....	581
Tesreau.....	572
Antonelli.....	548
Taylor.....	535

Strikeouts

Mathewson.....	2502
Marichal.....	2281
Hubbell.....	1677
Perry.....	1606
Ames.....	1118
McCormick.....	1030
Bolin.....	977
Wiltse.....	948
Antonelli.....	919
Schumacher.....	906

San Francisco Batting All-Time Top Tens

Games	
McCovey.....	2256
Mays.....	2095
Davenport.....	1501
Thompson.....	1304
W. Clark.....	1160
Williams.....	1120
Cepeda.....	1114
Speier.....	1114
Lanier.....	1101
Evans.....	1094

Hits	
Mays.....	2284
McCovey.....	1974
Cepeda.....	1286
W. Clark.....	1278
Thompson.....	1187
Davenport.....	1142
Bo. Bonds.....	1116
Williams.....	1092
J. Clark.....	1034
Ba. Bonds.....	1026

Home Runs	
McCovey.....	469
Mays.....	459
Ba. Bonds.....	269
Williams.....	247
Cepeda.....	226
Bo. Bonds.....	186
W. Clark.....	176
J. Clark.....	163
Hart.....	157
Mitchell.....	143

At-Bats	
Mays.....	7578
McCovey.....	7214
Thompson.....	4612
Davenport.....	4427
W. Clark.....	4269
Cepeda.....	4178
Williams.....	4139
Bo. Bonds.....	4047
Fuentes.....	3823
J. Clark.....	3731

Doubles	
Mays.....	376
McCovey.....	308
W. Clark.....	249
Thompson.....	238
Cepeda.....	226
Ba. Bonds.....	203
J. Clark.....	197
Bo. Bonds.....	188
Williams.....	179
Davenport.....	177

Runs Batted In	
McCovey.....	1388
Mays.....	1350
Cepeda.....	767
Ba. Bonds.....	743
Williams.....	732
W. Clark.....	709
J. Clark.....	595
Bo. Bonds.....	552
Hart.....	526
Evans.....	525

Runs	
Mays.....	1480
McCovey.....	1113
Ba. Bonds.....	783
Bo. Bonds.....	765
W. Clark.....	687
Thompson.....	671
Cepeda.....	652
J. Clark.....	597
Davenport.....	552
Evans.....	534

Triples	
Mays.....	76
McCovey.....	45
Bo. Bonds.....	42
Herndon.....	39
Thompson.....	39
Davenport.....	37
W. Clark.....	37
Uribe.....	34
Fuentes.....	33
J. Clark.....	30

Stolen Bases	
Bo. Bonds.....	263
Mays.....	211
Ba. Bonds.....	209
Lewis.....	138
North.....	129
Butler.....	125
J. Leonard.....	115
Thompson.....	103
Davis.....	95
Gladden.....	94

San Francisco Pitching All-Time Top Tens

Games	
Lavelle.....	647
Minton.....	552
Moffitt.....	459
Marichal.....	458
Beck.....	416
Barr.....	394
Perry.....	367
McCormick.....	357
Garrelts.....	352
Bolin.....	345

Shutouts	
Marichal.....	52
Perry.....	21
Barr.....	20
McCormick.....	19
Montefusco.....	12
Knepper.....	12
Bolin.....	10
Sanford.....	9
Blue.....	7
Jones.....	7

Wins	
Marichal.....	238
Perry.....	134
McCormick.....	104
Barr.....	90
Sanford.....	89
Bolin.....	73
Lavelle.....	73
Blue.....	72
Garrelts.....	69
Burkett.....	67

Innings Pitched	
Marichal.....	3443
Perry.....	2295
Barr.....	1800
McCormick.....	1741
Sanford.....	1404
Bolin.....	1282
Montefusco.....	1182
Krukow.....	1154
Blue.....	1132
Hammaker.....	1100

Complete Games	
Marichal.....	244
Perry.....	125
McCormick.....	77
Barr.....	59
Sanford.....	54
O'Dell.....	41
Halicki.....	36
Knepper.....	36
Three tied with.....	31

Strikeouts	
Marichal.....	2281
Perry.....	1606
Bolin.....	977
McCormick.....	976
Montefusco.....	869
Krukow.....	802
Sanford.....	781
Blue.....	704
Garrelts.....	703
Lavelle.....	696

San Francisco Giants Opening Day Lineups – 1958-99

1958

Davenport 3B
King LF
Mays CF
Kirkland RF
Cepeda 1B
Spencer SS
O'Connell 2B
Thomas C
Gomez P

1959

Davenport 3B
Brandt LF
Mays CF
Cepeda 1B
Kirkland RF
Spencer 2B
Rodgers SS
Schmidt C
Antonelli P

1960

Blasingame 2B
Davenport 3B
Mays CF
McCovey LF
Cepeda 1B
Kirkland RF
Bressoud SS
Schmidt C
Jones P

1961

F. Alou LF
Kuenn 3B
Mays CF
McCovey 1B
Cepeda RF
Haller C
Hiller 2B
Bressoud SS
Jones P

1962

Kuenn LF
Pagan SS
Mays CF
Cepeda 1B
F. Alou RF
Bailey C
Davenport 3B
Hiller 2B
Marichal P

1963

Hiller 2B
Davenport 3B
Mays CF
McCovey LF
Cepeda 1B
Haller C
F. Alou RF
Pagan SS
Sanford P

1964

Kuenn RF
Davenport 2B
McCovey LF
Mays CF
Cepeda 1B
Hart 3B
Haller C
Pagan SS
Marichal P

1965

Kuenn LF
Lanier 2B
Mays CF
Hart 3B
McCovey 1B
J. Alou RF
Haller C
Pagan SS
Marichal P

1966

Lanier 2B
Gabrielson LF
Mays CF
McCovey 1B
Hart 3B
J. Alou RF
Haller C
Fuentes SS
Marichal P

1967

Henderson RF
J. Alou LF
Mays CF
McCovey 1B
Hart 3B
Haller C
Davenport SS
Lanier 2B
Marichal P

1968

Hunt 2B
Davenport 3B
Mays CF
McCovey 1B
Hart LF
Hiatt C
J. Alou RF
Lanier SS
Marichal P

1969

Mays CF
Hunt 2B
Bonds RF
McCovey 1B
Hart LF
Dietz C
Etheridge 3B
Lanier SS
Marichal P

1970

Bonds RF
Gallagher 3B
Mays CF
McCovey 1B
Henderson LF
Dietz C
Fuentes 2B
Lanier SS
Perry P

1971

Bonds RF
Fuentes 2B
Mays CF
McCovey 1B
Henderson LF
Dietz C
Gallagher 3B
Lanier SS
Marichal P

1972

Mays CF
Fuentes 2B
Henderson LF
McCovey 1B
Bonds RF
Kingman 3B
Healy C
Speier SS
Marichal P

1973

Bonds RF
Fuentes 2B
Speier SS
McCovey 1B
Maddox CF
Gallagher 3B
Matthews LF
Rader C
Marichal P

1974

Bonds RF
Fuentes 2B
Maddox CF
Matthews LF
Ontiveros 1B
Kingman 3B
Speier SS
Rudolph C
Bradley P

1975

Maddox CF
Thomas 2B
Thomasson 1B
Murcer RF
Matthews LF
Speier SS
Ontiveros 3B
Rader C
Barr P

1976

Thomas 2B
Joshua CF
Murcer RF
Matthews LF
Montanez 1B
Speier SS
Reitz 3B
Rader C
Montefusco P

1977

Thomasson CF
Andrews 2B
Madlock 3B
Evans LF
McCovey 1B
Whitfield RF
Speier SS
Hill C
Montefusco P

1978

Herndon CF
Andrews 2B
Evans 3B
McCovey 1B
J. Clark RF
Whitfield LF
Hill C
LeMaster SS
Montefusco P

1979

North CF
Whitfield LF
Madlock 2B
J. Clark RF
Evans 3B
Ivie 1B
Hill C
Metzger SS
Blue P

1980

North CF
Evans 3B
J. Clark RF
Ivie 1B
Herndon LF
Stennett 2B
Hill C
LeMaster SS
Knepper P

1981

North CF
Cabell 1B
Morgan 2B
J. Clark RF
Evans 3B
Herndon LF
May C
LeMaster SS
Blue P

1982

C. Davis LF
Morgan 2B
J. Clark RF
Smith 1B
Evans 3B
Leonard CF
May C
LeMaster SS
Holland P

1983

LeMaster SS
 Kuiper 2B
 C. Davis CF
 J. Clark RF
 Leonard LF
 Evans 1B
 Brenly C
 O'Malley 3B
 Krukow P

1984

LeMaster SS
 Trillo 2B
 J. Clark RF
 Oliver 1B
 Leonard LF
 Youngblood 3B
 C. Davis CF
 Brenly C
 M. Davis P

1985

Gladden CF
 Trillo 2B
 C. Davis RF
 Leonard LF
 Brenly C
 Green 1B
 Brown 3B
 LeMaster SS
 Hammaker P

1986

Gladden CF
 W. Clark 1B
 C. Davis RF
 Leonard LF
 Brown 3B
 Brenly C
 Thompson 2B
 Uribe SS
 Krukow P

1987

W. Clark 1B
 Brown 3B
 Leonard LF
 Maldonado RF
 C. Davis CF
 Brenly C
 Thompson 2B
 Uribe SS
 Krukow P

1988

Butler CF
 Aldrete LF
 W. Clark 1B
 Maldonado RF
 Mitchell 3B
 Melvin C
 Thompson 2B
 Uribe SS
 Dravecky P

1989

Butler CF
 Thompson 2B
 W. Clark 1B
 Mitchell LF
 Maldonado RF
 Kennedy C
 Williams 3B
 Uribe SS
 Reuschel P

1990

Butler CF
 Bass RF
 W. Clark 1B
 Mitchell LF
 Williams 3B
 Thompson 2B
 Carter C
 Uribe SS
 Reuschel P

1991

Thompson 2B
 McGee CF
 W. Clark 1B
 Mitchell LF
 Williams 3B
 Bass RF
 Decker C
 Benjamin SS
 Burkett

1992

Lewis CF
 Felder LF
 W. Clark 1B
 Williams 3B
 Snyder RF
 Thompson 2B
 Clayton SS
 Manwaring C
 Swift P

1993

McGee RF
 Martinez CF
 W. Clark 1B
 Williams 3B
 Ba. Bonds LF
 Thompson 2B
 Clayton SS
 Manwaring C
 Burkett P

1994

Lewis CF
 Thompson 2B
 McGee RF
 Williams 3B
 Ba. Bonds LF
 Benzinger 1B
 Clayton SS
 Manwaring C
 Burkett P

1995

Lewis CF
 Thompson 2B
 Ba. Bonds LF
 Williams 3B
 Hill RF
 Phillips 1B
 Clayton SS
 Manwaring C
 Mulholland P

1996

Javier CF
 Thompson 2B
 Ba. Bonds LF
 Williams 3B
 Carreon 1B
 Hill RF
 Dunston SS
 Manwaring C
 Leiter P

1997

Hamilton CF
 Vizcaino SS
 Hill RF
 Ba. Bonds LF
 Kent 2B
 Snow 1B
 Wilkins C
 Mueller 3B
 Gardner P

1998

Hamilton CF
 Mueller 3B
 Ba. Bonds LF
 Kent 2B
 Snow 1B
 Javier RF
 B. Johnson C
 Aurilia SS
 Estes P

1999

Benard CF
 Mueller 3B
 Ba. Bonds LF
 Kent 2B
 Snow 1B
 Burks RF
 Mayne C
 Aurilia SS
 Gardner P

Yearly Team Batting Totals – 1900-99

YEAR	R	OR	AB	H	2B	3B	HR	BB	SO	AVG	OBP	SLG	SB	E	DP	FA
1900	713	823	4724	1317	177	61	23	369	343	.279	.335	.357	236	439	124	.928
1901	544	755	4839	1225	167	46	19	303	575	.253	.301	.318	133	348	81	.941
1902	401	590	4571	1088	147	34	8	252	530	.238	.283	.290	187	330	104	.943
1903	729	567	4741	1290	181	49	20	379	(NA)	.272	.326	.344	264	287	87	.951
1904	744	476	5150	1347	202	65	31	434	(NA)	.262	.319	.344	283	294	93	.956
1905	778	505	5094	1392	191	88	39	517	(NA)	.273	.340	.368	291	258	93	.960
1906	625	510	4768	1217	162	53	15	563	(NA)	.255	.334	.321	288	233	84	.963
1907	574	510	4874	1222	160	48	23	516	(NA)	.251	.322	.317	205	232	75	.963
1908	652	456	5006	1339	182	43	20	494	(NA)	.267	.333	.333	181	250	79	.962
1909	623	546	5218	1327	173	68	26	530	(NA)	.254	.329	.328	234	307	99	.954
1910	715	567	5061	1391	204	83	31	562	489	.275	.354	.366	282	291	117	.955
1911	756	542	5006	1399	225	103	41	530	506	.279	.358	.390	347	256	86	.959
1912	823	571	5067	1451	231	89	47	514	497	.286	.360	.395	319	280	123	.956
1913	684	515	5218	1427	226	71	30	444	501	.273	.338	.361	296	254	107	.961
1914	672	576	5146	1363	222	59	30	447	479	.265	.330	.348	239	254	119	.961
1915	582	628	5218	1312	195	68	24	315	547	.251	.300	.329	155	256	119	.960
1916	597	504	5152	1305	188	74	42	356	558	.253	.307	.343	206	217	108	.966
1917	635	457	5211	1360	170	71	39	373	533	.261	.317	.343	162	208	122	.968
1918	480	415	4164	1081	150	53	13	271	365	.260	.310	.330	130	152	78	.971
1919	605	470	4664	1254	204	64	40	328	407	.269	.322	.366	157	216	96	.964
1920	682	543	5309	1427	210	76	46	432	545	.269	.327	.363	131	210	137	.969
1921	840	637	5278	1575	237	93	75	469	390	.298	.359	.421	137	187	155	.971
1922	852	658	5454	1661	253	90	80	448	421	.305	.363	.428	116	194	145	.970
1923	854	679	5452	1610	248	76	85	487	406	.295	.356	.415	106	176	141	.972
1924	857	641	5445	1634	269	81	95	467	479	.300	.358	.432	82	186	160	.971
1925	736	702	5327	1507	239	61	114	411	494	.283	.337	.415	79	199	129	.968
1926	663	668	5167	1435	214	58	73	339	420	.278	.325	.384	94	186	150	.970
1927	817	720	5372	1594	252	62	109	461	462	.297	.356	.427	73	195	160	.969
1928	807	653	5459	1600	276	59	118	444	376	.293	.349	.430	62	178	175	.972
1929	897	709	5388	1594	251	47	136	482	405	.296	.358	.436	85	158	163	.975
1930	959	814	5553	1769	264	83	143	422	382	.319	.369	.473	59	164	144	.974
1931	768	599	5372	1554	251	64	101	383	395	.289	.340	.416	83	159	126	.974
1932	755	706	5530	1527	263	54	116	348	391	.276	.322	.406	31	191	143	.969
1933	636	515	5461	1437	204	41	82	377	477	.263	.312	.361	31	178	156	.973
1934	760	583	5396	1485	240	41	126	406	526	.275	.329	.405	19	179	141	.972
1935	770	675	5623	1608	248	56	123	392	479	.286	.336	.416	32	174	129	.972
1936	742	621	5449	1529	237	48	97	431	452	.281	.337	.395	31	168	164	.974
1937	732	602	5329	1484	251	41	111	412	492	.278	.334	.403	45	159	143	.974
1938	705	637	5255	1424	210	36	125	465	528	.271	.334	.396	31	168	147	.973
1939	703	685	5129	1395	211	38	116	498	499	.272	.340	.396	26	153	151	.975
1940	663	659	5324	1423	201	46	91	453	478	.267	.329	.374	45	139	132	.977
1941	667	706	5395	1401	248	35	95	504	518	.260	.326	.371	36	160	144	.974
1942	675	600	5210	1323	162	35	109	558	511	.254	.330	.361	39	138	128	.977
1943	558	713	5290	1309	153	33	81	480	470	.247	.313	.335	35	166	140	.973
1944	682	773	5306	1398	191	47	93	512	480	.263	.331	.370	38	179	128	.971
1945	668	700	5350	1439	175	35	114	501	457	.269	.336	.379	38	166	112	.973
1946	612	685	5191	1326	176	37	121	532	546	.255	.328	.374	46	159	121	.973
1947	830	761	5343	1446	220	48	221	494	568	.271	.335	.454	29	155	136	.974
1948	780	704	5277	1352	210	49	164	599	648	.256	.334	.408	51	156	134	.974
1949	736	693	5308	1383	203	52	147	613	523	.261	.340	.401	43	161	134	.973

YEAR	R	DR	AB	H	2B	3B	HR	BB	SO	AVG	OBP	SLG	SB	E	DP	FA
1950	735	643	5238	1352	204	50	133	627	629	.258	.342	.392	42	137	181	.977
1951	781	641	5360	1396	201	53	179	671	624	.260	.347	.418	55	171	175	.972
1952	722	639	5229	1337	186	56	151	536	672	.256	.329	.399	30	158	175	.974
1953	768	747	5362	1452	195	45	176	499	608	.271	.336	.422	31	151	151	.975
1954	732	550	5245	1386	194	42	186	522	561	.264	.335	.424	30	154	172	.975
1955	702	673	5288	1377	173	34	169	497	581	.260	.328	.402	38	142	165	.976
1956	540	650	5190	1268	192	45	145	402	659	.244	.301	.382	67	144	143	.976
1957	643	701	5346	1349	171	54	157	447	669	.252	.313	.393	64	161	180	.974
1958	727	698	5318	1399	250	42	170	531	817	.263	.334	.422	64	152	156	.975
1959	705	613	5281	1377	239	35	167	473	875	.261	.324	.414	81	152	118	.974
1960	671	631	5324	1357	220	62	130	467	846	.255	.319	.393	86	166	117	.972
1961	773	655	5233	1379	219	32	183	506	764	.264	.332	.423	79	133	126	.977
1962	878	690	5588	1552	235	32	204	523	822	.278	.334	.441	73	142	153	.977
1963	725	641	5579	1442	206	35	197	441	889	.258	.318	.414	55	156	113	.975
1964	656	587	5535	1360	185	38	165	505	900	.246	.313	.382	64	159	136	.975
1965	682	593	5495	1384	169	43	159	476	844	.252	.315	.385	47	148	124	.976
1966	675	626	5539	1373	195	31	181	414	860	.248	.304	.392	29	168	131	.974
1967	652	551	5524	1354	201	39	140	520	978	.245	.315	.372	22	134	149	.979
1968	599	529	5441	1301	162	33	108	508	904	.239	.310	.341	50	162	125	.975
1969	713	636	5474	1325	187	28	136	711	1054	.242	.336	.361	71	169	155	.974
1970	831	826	5578	1460	257	35	165	729	1005	.262	.353	.409	83	170	153	.973
1971	705	644	5461	1348	224	36	140	654	1042	.247	.331	.378	101	179	153	.972
1972	662	649	5245	1281	211	36	150	480	964	.244	.311	.384	123	156	121	.974
1973	739	702	5537	1452	212	52	161	590	913	.262	.337	.407	112	163	138	.974
1974	634	723	5482	1380	228	38	93	548	869	.252	.323	.358	107	175	153	.972
1975	659	671	5447	1412	235	45	84	604	775	.259	.336	.365	99	146	164	.976
1976	595	686	5452	1340	211	37	85	518	778	.246	.314	.345	88	186	153	.971
1977	673	711	5497	1392	227	41	134	568	842	.253	.326	.383	90	179	136	.972
1978	613	594	5364	1331	240	41	117	554	814	.248	.320	.374	87	146	118	.977
1979	672	751	5395	1328	192	36	125	580	925	.246	.322	.365	140	163	138	.974
1980	573	634	5368	1310	199	44	80	509	840	.244	.311	.342	100	159	124	.975
1981	427	414	3766	941	161	26	63	386	543	.250	.322	.357	89	102	102	.977
1982	673	687	5499	1393	213	30	133	607	915	.253	.329	.376	130	173	125	.973
1983	687	697	5369	1324	206	30	142	619	990	.247	.328	.375	140	171	109	.973
1984	682	807	5650	1499	229	26	112	528	980	.265	.330	.375	126	173	134	.973
1985	556	674	5420	1263	217	31	115	488	962	.233	.301	.348	99	148	134	.976
1986	698	618	5501	1394	269	29	114	536	1087	.253	.324	.375	148	143	149	.977
1987	783	669	5608	1458	274	32	205	511	1094	.260	.326	.430	126	129	183	.980
1988	670	626	5450	1353	227	44	113	550	1023	.248	.321	.368	121	129	145	.980
1989	699	600	5469	1365	241	52	141	508	1071	.250	.318	.390	87	114	135	.982
1990	719	710	5573	1459	221	35	152	488	973	.262	.325	.396	109	107	148	.983
1991	649	697	5463	1345	215	48	141	471	973	.246	.309	.381	95	109	151	.982
1992	574	647	5456	1330	220	36	105	435	1067	.244	.302	.355	112	113	174	.982
1993	808	636	5557	1534	269	33	168	516	930	.276	.340	.427	120	101	169	.984
1994	504	500	3869	963	159	32	123	364	719	.249	.318	.402	114	68	113	.985
1995	652	776	4971	1256	229	33	152	472	1060	.253	.323	.404	138	108	142	.980
1996	752	862	5533	1400	245	21	153	615	1189	.253	.331	.388	113	136	165	.978
1997	784	793	5485	1415	266	37	172	642	1120	.258	.337	.414	121	125	157	.980
1998	845	739	5628	1540	292	26	161	678	1040	.274	.353	.421	102	101	157	.984
1999	872	831	5563	1507	307	18	188	696	1028	.271	.356	.434	109	105	155	.983

Bold figures indicate led league (fewest in league for opponent runs, strikeouts and errors)

Yearly Team Pitching Totals – 1900-99

YEAR	G	W-L	PCT	CG	SHO	SV	IP	H	HR	BB	SO	ERA
1900	141	60-78	.435	114	4	0	1207.1	1423	26	442	277	3.96
1901	141	52-85	.380	118	11	1	1232.0	1389	24	377	542	3.87
1902	139	44-88	.353	118	11	1	1226.1	1193	16	332	501	2.82
1903	142	84-55	.604	115	8	8	1262.2	1257	20	371	628	2.95
1904	158	106-47	.693	127	21	15	1396.2	1151	36	349	707	2.17
1905	155	105-48	.686	117	18	15	1370.0	1160	25	364	760	2.39
1906	153	96-56	.632	105	19	18	1334.1	1207	13	394	639	2.49
1907	155	82-71	.536	109	22	13	1371.0	1219	25	369	655	2.45
1908	157	98-56	.636	95	25	18	1411.0	1214	26	288	656	2.14
1909	158	92-61	.601	105	17	15	1440.2	1248	29	397	695	2.27
1910	155	91-63	.591	96	9	10	1391.2	1290	30	397	717	2.68
1911	154	99-54	.647	95	19	13	1368.0	1267	33	369	771	2.69
1912	154	103-48	.682	93	8	15	1369.2	1352	36	338	652	2.58
1913	156	101-51	.664	82	12	11	1422.0	1276	38	315	651	2.42
1914	156	84-70	.545	88	20	9	1390.2	1298	47	367	563	2.94
1915	155	69-83	.454	78	15	9	1385.0	1350	40	325	637	3.11
1916	155	86-66	.566	88	22	12	1397.1	1267	41	310	638	2.60
1917	158	98-56	.636	92	18	14	1426.2	1221	29	327	551	2.27
1918	124	71-53	.573	74	18	11	1111.2	1002	20	228	330	2.64
1919	140	87-53	.621	72	11	13	1256.0	1153	34	305	340	2.70
1920	155	86-68	.558	86	18	9	1408.2	1379	44	297	380	2.80
1921	153	94-59	.614	71	9	18	1372.1	1497	79	295	357	3.55
1922	156	93-61	.604	76	7	15	1396.1	1454	71	393	388	3.45
1923	153	95-58	.621	62	10	18	1378.0	1440	82	424	453	3.90
1924	154	93-60	.608	71	4	21	1378.2	1464	77	392	406	3.62
1925	152	86-66	.566	80	6	8	1354.0	1532	73	408	446	3.94
1926	151	74-77	.490	61	4	15	1341.2	1370	70	427	419	3.77
1927	155	92-62	.597	65	7	16	1381.2	1520	77	453	442	3.97
1928	155	93-61	.604	79	7	16	1394.0	1454	77	405	399	3.67
1929	152	84-67	.556	68	9	13	1372.0	1536	102	387	431	3.97
1930	154	87-67	.565	64	6	19	1363.1	1546	117	439	522	4.61
1931	153	87-65	.572	90	17	12	1360.2	1341	71	422	570	3.30
1932	154	72-82	.468	57	3	16	1375.1	1533	112	387	506	3.83
1933	156	91-61	.599	75	23	15	1408.2	1280	61	400	555	2.71
1934	153	93-60	.608	68	13	30	1370.0	1384	75	351	499	3.19
1935	156	91-62	.595	76	10	11	1403.2	1433	106	411	524	3.78
1936	154	92-62	.597	60	12	22	1385.2	1458	75	401	500	3.46
1937	152	95-57	.625	67	11	17	1361.0	1341	85	404	653	3.43
1938	152	83-67	.553	59	8	18	1349.0	1370	87	389	497	3.62
1939	151	77-74	.510	55	6	20	1319.0	1412	86	477	505	4.07
1940	152	72-80	.474	57	11	18	1360.1	1383	110	473	606	3.79
1941	156	74-79	.484	55	12	18	1391.2	1455	90	539	566	3.94
1942	154	85-67	.559	70	12	13	1370.0	1299	94	493	497	3.31
1943	156	55-98	.359	35	6	19	1394.2	1473	80	626	588	4.08
1944	155	67-87	.435	47	4	21	1363.2	1413	116	587	499	4.29
1945	154	78-74	.513	53	13	21	1374.2	1401	85	528	530	4.06
1946	154	61-93	.396	47	8	13	1353.1	1313	114	660	581	3.92
1947	155	81-73	.526	58	6	14	1363.2	1428	122	590	553	4.44
1948	155	78-76	.506	54	15	21	1373.0	1425	122	556	527	3.93
1949	156	73-81	.474	68	10	9	1374.1	1328	132	544	516	3.82

YEAR	G	W-L	PCT	CG	SHO	SV	IP	H	HR	BB	SO	ERA
1950	154	86-68	.558	70	19	15	1375.0	1268	140	536	596	3.71
1951	157	98-59	.624	64	9	18	1412.2	1334	148	482	625	3.48
1952	154	92-62	.597	49	12	31	1371.0	1282	121	538	655	3.59
1953	155	70-84	.455	46	10	20	1365.2	1403	146	610	647	4.25
1954	154	97-57	.630	45	19	33	1390.0	1258	113	613	692	3.09
1955	154	80-74	.519	52	6	14	1386.2	1347	155	560	721	3.77
1956	154	67-87	.435	31	9	28	1378.0	1287	144	551	765	3.78
1957	154	69-85	.448	35	9	20	1398.2	1436	150	471	701	4.01
1958	154	80-74	.519	38	7	25	1389.1	1400	166	512	775	3.98
1959	154	83-71	.539	52	12	23	1376.1	1279	139	500	873	3.47
1960	156	79-75	.513	55	16	26	1396.0	1288	107	512	897	3.44
1961	155	85-69	.552	39	9	30	1388.0	1306	152	502	924	3.77
1962	165	103-62	.624	62	10	39	1461.2	1399	148	503	886	3.79
1963	162	88-74	.543	46	9	30	1469.0	1380	126	464	954	3.35
1964	162	90-72	.556	48	17	30	1476.1	1348	118	480	1023	3.19
1965	163	95-67	.586	42	17	42	1465.1	1325	137	408	1060	3.20
1966	161	93-68	.578	52	14	27	1476.2	1370	140	359	973	3.24
1967	162	91-71	.562	64	17	25	1474.1	1283	113	453	990	2.92
1968	163	88-74	.543	77	20	16	1469.0	1302	86	344	942	2.71
1969	162	90-72	.556	71	15	17	1473.2	1381	120	461	906	3.26
1970	162	86-76	.531	50	7	30	1457.2	1514	156	604	931	4.80
1971	162	90-72	.556	45	14	30	1454.2	1324	128	471	831	3.32
1972	155	69-86	.445	44	8	23	1386.1	1309	130	507	771	3.69
1973	162	88-74	.543	33	8	44	1452.1	1442	145	485	787	3.79
1974	162	72-90	.444	27	11	25	1439.0	1409	116	559	756	3.78
1975	161	80-81	.497	37	9	24	1432.2	1406	92	612	856	3.74
1976	162	74-88	.457	27	18	31	1461.2	1464	68	518	746	3.53
1977	162	75-87	.463	27	10	33	1458.0	1501	114	529	854	3.75
1978	162	84-78	.519	42	17	29	1455.0	1377	84	453	840	3.30
1979	162	71-91	.438	25	6	34	1436.0	1484	143	577	880	4.16
1980	161	75-86	.466	27	10	35	1448.1	1446	92	492	811	3.46
1981	111	56-55	.505	8	9	33	1009.1	970	57	393	561	3.28
1982	162	87-75	.537	18	4	45	1465.1	1507	109	466	810	3.64
1983	162	79-83	.488	20	9	47	1445.2	1431	127	520	881	3.70
1984	162	66-96	.407	9	7	38	1461.0	1589	125	549	854	4.39
1985	162	62-100	.383	13	5	24	1448.0	1348	125	572	985	3.61
1986	162	83-79	.512	18	10	35	1460.1	1264	121	591	992	3.33
1987	162	90-72	.556	19	10	38	1471.0	1407	146	547	1038	3.68
1988	162	83-79	.512	25	13	42	1462.1	1323	99	422	875	3.39
1989	162	92-70	.568	12	16	47	1457.0	1320	120	471	802	3.30
1990	162	85-77	.525	14	6	45	1446.1	1477	131	553	788	4.08
1991	162	75-87	.463	10	10	45	1442.0	1397	143	544	905	4.03
1992	162	72-90	.444	9	12	30	1461.0	1385	128	502	927	3.61
1993	162	103-59	.636	4	9	50	1456.2	1285	168	442	982	3.61
1994	115	55-60	.478	2	4	33	1025.1	1014	122	372	655	3.99
1995	144	67-77	.465	12	5	34	1293.2	1368	173	505	801	4.86
1996	162	68-94	.420	9	8	35	1442.1	1520	194	570	997	4.71
1997	162	90-72	.556	5	9	45	1446.0	1494	160	578	1044	4.39
1998	163	89-74	.546	6	6	44	1477.0	1457	171	562	1089	4.18
1999	162	86-76	.531	6	3	42	1456.1	1486	194	655	1076	4.71

Bold denotes led league (fewest in league for hits allowed, home runs allowed and walks allowed)

Giants Month-By-Month Breakdown 1900-99

Year	March	April	May	June	July	August	Sept.	Oct.	Total
1900	—	3-5	8-15	8-13	11-12	10-14	14-14	5-4	60-78
1901	—	2-3	13-6	15-9	7-20	8-20	10-22	0-2	52-85
1902	—	7-5	8-16	5-17	7-10	12-14	8-15	1-4	48-88
1903	—	8-3	17-8	12-10	11-16	21-9	15-9	0-0	84-55
1904	—	9-2	16-9	19-5	18-8	22-8	20-11	2-4	106-47
1905	—	8-3	22-6	17-10	20-6	16-8	19-8	3-5	105-48
1906	—	12-3	14-12	16-8	16-9	16-9	19-11	3-2	96-56
1907	—	11-3	17-7	8-11	18-13	15-14	13-18	0-5	82-71
1908	—	8-6	11-10	18-11	21-10	11-8	24-8	5-2	98-56
1909	—	4-6	13-11	16-6	18-12	18-11	17-11	3-4	92-61
1910	—	9-3	14-11	13-8	15-14	16-12	19-11	5-4	91-63
1911	—	8-5	17-9	17-10	14-12	18-8	18-6	7-4	99-54
1912	—	8-3	20-4	22-4	17-13	15-12	19-9	2-3	103-48
1913	—	8-5	13-11	20-7	25-6	19-9	12-11	4-2	101-51
1914	—	5-4	17-7	15-12	16-13	11-14	17-18	4-2	84-70
1915	—	3-10	11-10	12-11	18-15	12-15	12-18	1-4	69-83
1916	—	1-8	10-6	9-15	15-14	11-15	29-5	1-3	86-66
1917	—	8-4	13-7	17-11	20-8	19-12	18-13	3-1	98-56
1918	—	10-1	16-11	15-8	16-17	13-15	1-1	—	71-53
1919	—	2-2	22-6	12-11	17-5	20-18	17-11	—	87-53
1920	—	3-7	12-14	15-24	17-10	20-11	18-11	1-1	86-68
1921	—	7-6	20-8	13-12	20-11	18-13	15-9	1-0	94-59
1922	—	12-3	14-12	17-9	15-14	16-10	16-10	—	93-61
1923	—	10-4	20-7	15-10	18-13	17-13	15-9	0-2	95-58
1924	—	10-2	18-13	17-8	16-11	14-16	18-12	—	93-62
1925	—	9-4	18-8	13-14	16-19	15-18	13-7	0-2	93-60
1926	—	9-6	11-16	12-15	14-14	12-15	16-11	—	86-66
1927	—	11-4	11-13	10-18	20-13	16-4	22-10	2-0	74-77
1928	—	7-4	16-11	15-12	14-13	16-13	25-8	—	92-62
1929	—	4-4	14-11	20-12	18-17	12-14	14-8	2-1	93-61
1930	—	7-4	10-18	16-10	21-12	16-11	17-12	—	84-67
1931	—	10-5	14-9	15-14	13-16	22-11	13-12	—	87-67
1932	—	5-8	12-14	13-13	15-20	14-17	13-12	—	72-82
1933	—	8-4	12-12	19-9	17-12	16-11	17-13	—	91-61
1934	—	8-3	18-13	17-9	19-11	19-10	13-14	—	93-60
1935	—	7-3	19-6	18-9	16-15	16-14	16-15	—	91-62
1936	—	8-5	17-12	12-14	16-14	24-3	15-14	—	92-62
1937	—	5-2	18-13	15-10	16-13	17-8	22-9	2-1	95-57
1938	—	10-1	15-8	15-13	14-14	13-17	14-12	2-0	83-67
1939	—	3-6	14-15	18-8	9-18	15-12	17-16	—	77-74
1940	—	4-4	15-8	17-10	12-17	12-19	10-22	—	72-80
1941	—	8-6	12-11	17-13	8-15	15-21	14-13	—	74-79
1942	—	8-8	15-15	14-12	15-12	19-11	14-9	—	85-67
1943	—	2-4	13-17	10-18	11-17	8-22	11-17	0-3	55-98
1944	—	7-3	11-17	15-11	14-19	11-17	8-19	1-1	67-87
1945	—	8-4	18-7	10-19	14-17	17-10	11-17	—	78-74
1946	—	5-7	12-14	11-18	16-15	10-18	8-18	—	61-93
1947	—	4-7	17-7	13-13	15-15	15-20	17-11	—	81-73
1948	—	7-4	13-10	12-16	18-13	10-17	17-14	1-2	78-76
1949	—	6-5	17-13	11-16	13-12	14-16	12-15	0-2	73-81

Year	March	April	May	June	July	August	Sept.	Oct.	Total
1950	—	1-6	11-14	19-11	14-16	20-10	20-11	1-0	86-68
1951	—	3-12	18-9	17-11	17-12	20-5	20-5	2-1	98-59
1952	—	7-4	20-6	17-12	14-12	16-16	18-12	—	92-62
1953	—	5-9	14-10	15-14	18-10	10-25	8-16	—	70-84
1954	—	8-6	15-13	24-4	18-14	17-10	15-10	—	97-57
1955	—	6-8	18-13	10-17	20-12	14-13	12-11	—	80-74
1956	—	5-6	9-15	12-17	7-20	17-16	17-13	—	67-87
1957	—	6-6	11-17	18-13	8-21	19-13	7-15	—	69-85
1958	—	9-5	18-12	10-16	17-11	14-17	12-13	—	80-74
1959	—	9-7	17-12	17-14	14-12	16-12	10-14	—	83-71
1960	—	10-5	16-11	11-16	13-11	12-19	15-13	2-0	79-75
1961	—	10-6	16-10	15-15	13-15	15-11	15-11	1-1	85-69
1962	—	15-5	20-10	16-13	16-11	18-10	16-12	2-1	103-62
1963	—	11-9	19-9	13-15	16-14	14-14	14-13	—	88-74
1964	—	8-3	18-14	19-11	14-16	14-15	15-11	2-2	90-72
1965	—	7-9	19-11	14-13	15-10	17-14	21-9	2-1	95-67
1966	—	11-7	19-9	18-12	13-16	17-11	12-13	3-0	93-68
1967	—	7-9	17-10	16-16	14-15	16-14	20-7	1-0	91-71
1968	—	10-7	16-14	14-16	12-15	21-10	15-12	—	88-74
1969	—	15-6	9-16	15-14	18-11	17-12	16-13	—	90-72
1970	—	10-12	14-14	12-12	13-14	20-11	17-13	—	86-76
1971	—	18-5	19-9	13-15	15-14	14-13	11-16	—	90-72
1972	—	6-10	9-21	13-15	16-8	12-16	13-13	3-0	69-86
1973	—	18-6	14-14	13-14	15-12	13-13	15-15	—	88-74
1974	—	11-12	16-13	7-20	14-13	12-15	11-16	1-1	72-90
1975	—	10-11	13-11	14-17	15-14	15-15	13-13	—	80-81
1976	—	7-10	11-20	13-17	15-11	10-18	18-10	0-2	74-88
1977	—	8-11	13-16	14-16	12-15	15-14	12-14	1-1	75-87
1978	—	10-10	20-6	17-13	16-14	14-13	12-16	0-1	89-73
1979	—	9-14	16-12	13-13	14-16	8-18	11-18	2-3	71-91
1980	—	6-14	13-13	15-13	16-11	16-13	7-19	—	75-86
1981	—	9-12	16-13	2-7	—	12-8	16-13	1-2	56-55
1982	—	9-11	12-18	14-13	14-12	17-12	20-7	1-2	87-75
1983	—	7-14	19-7	12-16	13-16	12-17	14-13	2-0	79-83
1984	—	7-16	9-13	14-16	10-17	16-16	10-18	—	66-96
1985	—	7-12	10-16	10-20	13-14	11-14	9-20	2-4	62-100
1986	—	13-8	12-15	16-12	12-14	12-16	16-11	2-3	83-79
1987	—	16-7	11-15	11-16	14-13	18-11	18-8	2-2	90-72
1988	—	11-12	14-14	14-11	17-11	14-15	12-15	1-1	83-79
1989	—	12-12	17-10	18-10	14-12	14-14	17-11	0-1	92-70
1990	—	8-12	11-17	19-8	17-10	12-17	17-11	2-3	85-77
1991	—	8-12	8-20	17-10	15-9	14-16	10-18	3-2	75-87
1992	—	12-10	15-11	7-19	16-12	9-19	11-17	2-2	72-90
1993	—	15-9	18-9	18-8	19-9	15-11	16-12	2-1	103-59
1994	—	12-11	13-16	8-19	19-8	3-6	—	—	55-60
1995	—	2-3	16-13	12-14	9-18	15-14	13-14	0-1	67-77
1996	—	14-12	12-14	10-17	10-17	12-15	10-19	—	68-94
1997	—	17-7	14-14	16-13	12-15	16-13	15-10	—	90-72
1998	1-0	13-13	19-11	15-12	10-15	16-13	15-9	—	89-74
1999	—	16-8	11-16	16-11	13-13	15-13	13-14	2-1	86-76

Giants Yearly Batting Leaders 1900-99

Year	Average	Runs	Hits	Stolen Bases
1900	Selbach (.337)	Selbach (98)	Van Haltren (180)	Van Haltren (45)
1901	Van Haltren (.335)	Selbach (89)	Van Haltren (186)	Strang (40)
1902	McGann (.300)	Smith (46)	Smith (129)	Smith (32)
1903	Bresnahan (.350)	Browne (105)	Browne (185)	Mertes (45)
1904	McGann (.286)	Browne (99)	Browne (169)	Dahlen, Mertes (47)
1905	Donlin (.356)	Donlin (124)	Donlin (216)	Devlin (59)
1906	Seymour (.320)	Devlin (76)	Devlin (149)	Devlin (54)
1907	McGann (.298)	Shannon (104)	Shannon (155)	Devlin (38)
1908	Donlin (.334)	Tenney (101)	Donlin (198)	Donlin (30)
1909	Doyle (.302)	Doyle (86)	Doyle (172)	Murray (48)
1910	Snodgrass (.321)	Doyle (97)	Doyle (164)	Murray (57)
1911	Meyers (.332)	Doyle (102)	Doyle (163)	Devore (61)
1912	Meyers (.358)	Doyle (98)	Doyle (184)	Snodgrass (43)
1913	Meyers (.312)	Burns (81)	Burns (173)	Burns (40)
1914	Burns (.303)	Burns (100)	Burns (170)	Burns (62)
1915	Doyle (.320)	Doyle (86)	Doyle (189)	Burns (27)
1916	Robertson (.307)	Burns (105)	Robertson (180)	Kauff (40)
1917	Kauff (.308)	Burns (103)	Burns (180)	Burns (40)
1918	Youngs (.302)	Burns (80)	Youngs (143)	Burns (40)
1919	Youngs (.311)	Burns (86)	Burns (162)	Burns (40)
1920	Youngs (.351)	Burns (115)	Youngs (204)	Frisch (34)
1921	Frisch (.341)	Bancroft, Frisch (121)	Frisch (211)	Frisch (49)
1922	Snyder (.343)	Bancroft (117)	Bancroft (209)	Frisch (31)
1923	Frisch (.348)	Youngs (121)	Frisch (223)	Frisch (29)
1924	Youngs (.356)	Frisch (121)	Frisch (198)	Frisch (22)
1925	Frisch (.331)	Frisch (89)	Kelly (181)	Frisch (21)
1926	Jackson (.327)	Lindstrom (90)	Frisch (171)	Frisch (23)
1927	Hornsby (.361)	Hornsby (131)	Hornsby (205)	Roush (18)
1928	Lindstrom (.358)	Terry (100)	Lindstrom (231)	Lindstrom (15)
1929	Terry (.372)	Ott (138)	Terry (226)	4 with (10)
1930	Terry (.401)	Terry (139)	Terry (254)	Lindstrom (15)
1931	Terry (.349)	Terry (121)	Terry (213)	Jackson, Fullis (13)
1932	Terry (.350)	Terry (124)	Terry (225)	Ott, Lindstrom (6)
1933	Terry (.322)	Ott (98)	Ott (164)	Ott (10)
1934	Terry (.354)	Ott (119)	Terry (213)	Moore (5)
1935	Terry (.341)	Ott (113)	Terry, Leiber (203)	Terry (7)
1936	Ott (.328)	Ott (120)	Moore (205)	Whitehead (14)
1937	Ripple (.317)	Ott (99)	Moore (180)	3 with (7)
1938	Ott (.311)	Ott (116)	Ott (164)	Myatt (10)
1939	Bonura (.321)	Ott (85)	Demaree (170)	Moore (5)
1940	Demaree (.302)	Ott (89)	Whitehead (160)	Whitehead (9)
1941	Bartell (.303)	Rucker (95)	Rucker (179)	Rucker (8)
1942	Mize (.305)	Ott (118)	Mize (165)	Werber (9)
1943	Witek (.314)	Witek (68)	Witek (195)	Ott (7)
1944	Medwick (.337)	Ott (91)	Medwick (165)	Kerr (14)
1945	Ott (.308)	Hausmann (98)	Hausmann (174)	Hausmann, Rucker (7)
1946	Mize (.337)	Mize (70)	Marshall (144)	Blattner (12)
1947	Cooper (.305)	Mize (137)	Mize (177)	Rigney (7)
1948	Gordon (.299)	Lockman (117)	Lockman (167)	Kerr (9)
1949	Thomson (.309)	Thomson (99)	Thomson (198)	Lockman (12)

Year	Average	Runs	Hits	Stolen Bases
1950	Stanky (.300)	Stanky (115)	Dark (164)	Stanky, Dark (9)
1951	Irvin (.312)	Dark (114)	Dark (196)	Dark, Irvin (12)
1952	Dark (.301)	Lockman (99)	Dark (177)	Dark (6)
1953	Mueller (.333)	Dark (126)	Dark (194)	Dark (7)
1954	Mays (.345)	Mays (119)	Mueller (212)	Mays (8)
1955	Mays (.319)	Mays (123)	Mays, Mueller (185)	Mays (24)
1956	Brandt (.299)	Mays (101)	Mays (171)	Mays (40)
1957	Mays (.333)	Mays (112)	Mays (195)	Mays (38)
1958	Mays (.347)	Mays (121)	Mays (208)	Mays (31)
1959	Cepeda (.317)	Mays (125)	Cepeda (192)	Mays (27)
1960	Mays (.319)	Mays (107)	Mays (199)	Mays (25)
1961	Cepeda (.311)	Mays (129)	Cepeda (182)	Mays (18)
1962	F. Alou (.316)	Mays (130)	Cepeda (191)	Mays (18)
1963	Cepeda (.316)	Mays (115)	Mays (187)	F. Alou (11)
1964	Cepeda (.304)	Mays (121)	Mays (171)	Mays (19)
1965	Mays (.317)	Mays (118)	Mays, Hart (177)	M. Alou (10)
1966	McCovey (.295)	Mays (99)	Hart (165)	Fuentes (6)
1967	J. Alou (.292)	Hart (98)	Hart (167)	Mays (6)
1968	McCovey (.293)	Mays (84)	McCovey (153)	Bo. Bonds (16)
1969	McCovey (.320)	Bo. Bonds (102)	Bo. Bonds (161)	Bo. Bonds (45)
1970	Bo. Bonds (.302)	Bo. Bonds (134)	Bo. Bonds (200)	Bo. Bonds (48)
1971	Bo. Bonds (.288)	Bo. Bonds (110)	Bo. Bonds (178)	Bo. Bonds (26)
1972	Speier (.269)	Bo. Bonds (118)	Bo. Bonds (162)	Bo. Bonds (44)
1973	Maddox (.319)	Bo. Bonds (131)	Maddox (187)	Bo. Bonds (43)
1974	Mathews (.287)	Mathews (87)	Mathews (161)	Bo. Bonds (41)
1975	Joshua (.318)	Thomas (99)	Joshua (161)	Thomas (28)
1976	Mathews (.279)	Mathews (79)	Mathews (164)	3 with (12)
1977	Madlock (.302)	Thomas (75)	Madlock (161)	Thomasson (18)
1978	Madlock (.309)	J. Clark (90)	J. Clark (181)	Madlock (16)
1979	J. Clark (.273)	North (87)	J. Clark (144)	North (58)
1980	J. Clark (.284)	J. Clark (77)	Evans (147)	North (45)
1981	May (.310)	J. Clark (60)	Herndon (105)	North (26)
1982	Morgan (.289)	J. Clark (90)	Davis (167)	Morgan, Davis (24)
1983	Leonard (.279)	Evans (94)	Evans (154)	LeMaster (39)
1984	C. Davis (.315)	C. Davis (87)	C. Davis (157)	Gladden (31)
1985	C. Davis (.270)	Gladden (64)	C. Davis (130)	Gladden (32)
1986	C. Davis (.278)	Thompson (73)	Thompson (149)	Gladden (27)
1987	W. Clark (.308)	W. Clark (89)	W. Clark (163)	3 with (16)
1988	Butler (.287)	Butler (109)	Butler (163)	Butler (43)
1989	W. Clark (.333)	W. Clark (104)	W. Clark (194)	Butler (31)
1990	Butler (.309)	Butler (108)	Butler (192)	Butler (51)
1991	McGee (.312)	W. Clark (84)	W. Clark (170)	Felder (21)
1992	W. Clark (.300)	W. Clark (69)	W. Clark (154)	Lewis (28)
1993	Ba. Bonds (.336)	Ba. Bonds (129)	Ba. Bonds (181)	Lewis (46)
1994	Ba. Bonds (.312)	Ba. Bonds (89)	Ba. Bonds (122)	Lewis (30)
1995	Ba. Bonds (.294)	Ba. Bonds (109)	Ba. Bonds (149)	Ba. Bonds (31)
1996	Ba. Bonds (.308)	Ba. Bonds (122)	Ba. Bonds (129)	Ba. Bonds (40)
1997	Mueller (.292)	Ba. Bonds (123)	Ba. Bonds (155)	Ba. Bonds (37)
1998	Ba. Bonds (.303)	Ba. Bonds (120)	Ba. Bonds (167)	Ba. Bonds (28)
1999	Mayne (.301)	Benard (100)	Benard (163)	Benard (27)

Year	Doubles	Triples	Home Runs	RBI
1900	Van Haltren (30)	Hickman (17)	Hickman (9)	Hickman (91)
1901	Selbach (29)	4 with (6)	Davis (7)	Ganzel (66)
1902	Lauder (20)	McGann (7)	Brodie (3)	Lauder (44)
1903	Mertes (32)	Mertes (14)	Mertes (7)	Mertes (104)
1904	Mertes (28)	Mertes (11)	McGann (6)	Dahlen (80)
1905	Donlin (31)	Mertes (17)	Dahlen, Donlin (8)	Mertes (108)
1906	Devlin (23)	McGann, Devlin (8)	Seymour, Strang (4)	Devlin (65)
1907	Seymour (25)	Browne (10)	Browne (5)	Seymour (75)
1908	Donlin (26)	Donlin (13)	Donlin (6)	Donlin (106)
1909	Doyle (27)	Murray (12)	Murray (7)	Murray (91)
1910	Merkle (35)	Merkle, Doyle (14)	Doyle (8)	Murray (87)
1911	Murray, Snodgrass (27)	Doyle (25)	Doyle (13)	Devore (61)
1912	Doyle (33)	Murray (20)	Merkle (11)	Murray (92)
1913	Burns (37)	Merkle, Shafer (12)	Doyle, Shafer (5)	Doyle (73)
1914	Burns (35)	Burns (10)	Merkle (7)	Fletcher (79)
1915	Doyle (40)	Burns (14)	Merkle, Doyle (4)	Fletcher (74)
1916	Doyle, Burns (24)	Kauff (15)	Robertson (14)	Kauff (74)
1917	Burns (25)	Burns (13)	Robertson (12)	Zimmerman (102)
1918	Burns (22)	Zimmerman (10)	Burns (4)	Zimmerman (56)
1919	Youngs (31)	Doyle (10)	Kauff (10)	Kauff (67)
1920	Burns (35)	Youngs (14)	Kelly (11)	Kelly (94)
1921	Kelly (42)	Frisch (17)	Kelly (23)	Kelly (122)
1922	Bancroft (41)	Meusel (17)	Kelly (17)	Meusel (132)
1923	Bancroft, Youngs (33)	Meusel (14)	Meusel (19)	Meusel (125)
1924	Kelly (37)	Frisch (15)	Kelly (21)	Kelly (136)
1925	Meusel (35)	Lindstrom (12)	Meusel (21)	Meusel (111)
1926	Frisch (29)	Meusel (10)	Kelly (13)	Kelly (80)
1927	Lindstrom (36)	Terry (13)	Hornsby (26)	Hornsby (125)
1928	Lindstrom (39)	Terry (11)	Ott (18)	Lindstrom (107)
1929	Terry (39)	Jackson (12)	Ott (42)	Ott (151)
1930	Terry, Lindstrom (39)	Terry (15)	Ott (25)	Terry (129)
1931	Terry (43)	Terry (20)	Ott (29)	Ott (115)
1932	Terry (42)	Terry (11)	Ott (38)	Ott (123)
1933	Ott (36)	Vergez (6)	Ott (23)	Ott (103)
1934	Moore (37)	Ott (10)	Ott (35)	Ott (135)
1935	Leiber (37)	Jackson (12)	Ott (31)	Ott (114)
1936	Whitehead, Bartell (31)	Moore (9)	Ott (33)	Ott (135)
1937	Bartell (38)	Moore (10)	Ott (31)	Ott (95)
1938	Bartell, Danning (26)	Ott, Moore (6)	Ott (36)	Ott (116)
1939	Danning (28)	Jurges (11)	Ott (27)	Bonura (85)
1940	Danning (34)	Whitehead, Demaree (6)	Ott (19)	Young (101)
1941	Rucker (38)	Rucker (9)	Ott (27)	Young (104)
1942	Mize (25)	Mize, Barna (7)	Ott (30)	Mize (110)
1943	Medwick (20)	Gordon (11)	Ott (18)	Gordon (63)
1944	Kerr (31)	Weintraub (9)	Ott (26)	Medwick (85)
1945	Ott (23)	Rucker (11)	Ott (21)	Ott (79)
1946	Kerr (20)	Blattner (6)	Mize (22)	Mize (70)
1947	Mize, Thomson (26)	Gordon, Cooper (8)	Mize (51)	Mize (138)
1948	Mize, Gordon (26)	Lockman (10)	Mize (40)	Mize (125)
1949	Thomson (35)	Thomson (9)	Thomson (27)	Thomson (109)
1950	Dark (36)	Thomson (7)	Thomson (25)	Thompson (91)
1951	Dark (41)	Irvin (11)	Irvin (24)	Irvin (121)
1952	Dark, Thomson (29)	Thomson (14)	Thomson (24)	Thomson (108)
1953	Dark (41)	Thomson (8)	Thomson (26)	Thomson (106)
1954	Mueller (35)	Mays (13)	Mays (41)	Mays (110)
1955	Mueller (21)	Mays (13)	Mays (51)	Mays (127)
1956	Mays (27)	Mays, Brandt (8)	Mays (36)	Mays (84)
1957	Spencer (31)	Mays (20)	Mays (35)	Mays (97)
1958	Cepeda (38)	Mays (11)	Mays (29)	Mays, Cepeda (96)
1959	Mays (43)	Mays, McCovey (5)	Mays (34)	Cepeda (105)

Year	Doubles	Triples	Home Runs	RBI
1960	Mays (36)	Mays (12)	Mays (29)	Mays (103)
1961	Mays (32)	3 with (4)	Cepeda (46)	Cepeda (142)
1962	Mays (36)	Pagan (6)	Mays (49)	Mays (141)
1963	Cepeda (33)	F. Alou (9)	McCovey (44)	Mays (103)
1964	Cepeda (27)	Mays (9)	Mays (47)	Mays (111)
1965	Mays (21)	Lanier (9)	Mays (52)	Mays (112)
1966	Mays (29)	McCovey (6)	Mays (37)	Mays (103)
1967	Hart (26)	Hart (7)	McCovey (31)	Hart (99)
1968	Mays (20)	Bo. Bonds, Mays (5)	McCovey (36)	McCovey (105)
1969	McCovey (26)	Bo. Bonds (6)	McCovey (45)	McCovey (126)
1970	McCovey (39)	Bo. Bonds (10)	McCovey (39)	McCovey (126)
1971	Bo. Bonds (32)	3 with (6)	Bo. Bonds (33)	Bo. Bonds (102)
1972	Fuentes (33)	Maddox (7)	Kingman (29)	Kingman (83)
1973	Bo. Bonds (34)	Maddox, Mathews (10)	Bo. Bonds (39)	Bo. Bonds (96)
1974	Maddox (31)	Bo. Bonds (8)	Bo. Bonds (21)	Mathews (82)
1975	Speier (30)	Joshua (10)	Mathews (12)	Murcer (91)
1976	Mathews (28)	Thomasson (5)	Murcer (23)	Murcer (90)
1977	Madlock (28)	Thomas (10)	McCovey (28)	McCovey (86)
1978	J. Clark (46)	Herndon (9)	J. Clark (25)	J. Clark (98)
1979	J. Clark (25)	Metzger (8)	Ivie (27)	Ivie (89)
1980	Evans (23)	Herndon (11)	J. Clark (22)	J. Clark (82)
1981	Cabell (20)	Herndon (8)	J. Clark (17)	J. Clark (53)
1982	J. Clark (30)	C. Davis (6)	J. Clark (27)	J. Clark (103)
1983	Evans (29)	Leonard (7)	Evans (30)	Leonard (87)
1984	Brenly (28)	C. Davis (6)	C. Davis, Leonard (21)	Leonard (86)
1985	C. Davis (25)	Gladden (8)	Brenly (19)	Leonard (62)
1986	Maldonado (31)	7 with (3)	Maldonado (18)	Maldonado (85)
1987	W. Clark, Leonard (29)	3 with (5)	W. Clark (35)	W. Clark (91)
1988	W. Clark (31)	Butler (9)	W. Clark (29)	W. Clark (109)
1989	W. Clark (38)	Thompson (11)	Mitchell (47)	Mitchell (127)
1990	M. Williams (27)	Butler (9)	Mitchell (35)	M. Williams (122)
1991	W. Clark (32)	W. Clark (7)	M. Williams (34)	W. Clark (116)
1992	W. Clark (40)	M. Williams, Manwaring (5)	M. Williams (20)	W. Clark (73)
1993	Ba. Bonds (38)	Lewis (7)	Ba. Bonds (46)	Ba. Bonds (123)
1994	Ba. Bonds (18)	Lewis (9)	M. Williams (43)	M. Williams (96)
1995	Ba. Bonds (30)	Ba. Bonds (7)	Ba. Bonds (33)	Ba. Bonds (104)
1996	Ba. Bonds (27)	Benard (4)	Ba. Bonds (42)	Ba. Bonds (129)
1997	Kent (38)	Vizcaino (7)	Ba. Bonds (40)	Kent (121)
1998	Ba. Bonds (44)	Ba. Bonds (7)	Ba. Bonds (37)	Kent (128)
1999	Kent (40)	Benard (5)	Ba. Bonds (34)	Kent (101)

Bold denotes league leader

Giants RBI Records by Position

	San Francisco	Franchise
Catcher	Dick Dietz, 107 (1970)	Walker Cooper, 122 (1947)
First Baseman	Orlando Cepeda, 142 (1961)	Orlando Cepeda, 142 (1961)
Second Baseman	Jeff Kent, 128 (1998)	Jeff Kent, 128 (1998)
Shortstop	Rich Aurilia, 78 (1999)	Travis Jackson, 101 (1934)
Third Baseman	Matt Williams, 122 (1990)	Matt Williams, 122 (1990)
Left Fielder	Barry Bonds, 129 (1996)	Irish Meusel, 132 (1922)
Center Fielder	Willie Mays, 141 (1962)	Willie Mays, 141 (1962)
Right Fielder	Jack Clark, 103 (1982)	Mel Ott, 151 (1929)

* Names in bold are current team members

Giants Yearly Pitching Leaders 1900-99

Year	Wins	ERA	Innings	Strikeouts
1900	Carrick (19)	Carrick, Hawley (3.53)	Carrick (342)	Hawley (80)
1901	Mathewson (20)	Mathewson (2.41)	Taylor (353)	Mathewson (221)
1902	Mathewson (14)	McGinnity (2.06)	Mathewson (277)	Mathewson (159)
1903	McGinnity (31)	Mathewson (2.26)	McGinnity (434)	Mathewson (267)
1904	McGinnity (35)	McGinnity (1.61)	McGinnity (408)	Mathewson (212)
1905	Mathewson (32)	Mathewson (1.27)	Mathewson (339)	Mathewson (206)
1906	McGinnity (27)	Taylor (2.20)	McGinnity (340)	Ames (156)
1907	Mathewson (24)	Mathewson (2.00)	Mathewson (315)	Mathewson (178)
1908	Mathewson (37)	Mathewson (1.43)	Mathewson (391)	Mathewson (259)
1909	Mathewson (25)	Mathewson (1.14)	Mathewson (275)	Mathewson (149)
1910	Mathewson (27)	Mathewson (1.90)	Mathewson (318)	Mathewson (184)
1911	Mathewson (26)	Mathewson (1.99)	Mathewson (307)	Marquard (237)
1912	Marquard (26)	Tesreau (1.96)	Mathewson (310)	Marquard (175)
1913	Mathewson (25)	Mathewson (2.06)	Mathewson (306)	Tesreau (167)
1914	Tesreau (26)	Tesreau (2.38)	Tesreau (322)	Tesreau (189)
1915	Tesreau (19)	Tesreau (2.29)	Tesreau (306)	Tesreau (176)
1916	Perritt (18)	Perritt (2.62)	Tesreau (268)	Perritt, Benton (115)
1917	Schupp (21)	Perritt (1.88)	Schupp (272)	Schupp (147)
1918	Perritt (18)	Sallee (2.25)	Perritt (233)	Perritt (60)
1919	J. Barnes (25)	Toney (1.84)	J. Barnes (296)	J. Barnes (92)
1920	Toney, Nehf (21)	Toney (2.65)	J. Barnes (293)	Toney (81)
1921	Nehf (20)	J. Barnes (3.10)	Nehf (261)	Nehf (67)
1922	Nehf (19)	Ryan (3.00)	Nehf (268)	Ryan (75)
1923	Ryan, Scott (16)	McQuillan (3.40)	McQuillan (230)	Bentley (80)
1924	V. Barnes, Bentley (16)	McQuillan (2.69)	V. Barnes (229)	Nehf (72)
1925	V. Barnes (15)	Scott (3.15)	Scott (240)	Scott (87)
1926	Fitzsimmons (14)	Fitzsimmons (2.88)	Scott (226)	Scott (82)
1927	Grimes (19)	Grimes (3.53)	Grimes (260)	Grimes (102)
1928	Benton (25)	Benton (2.73)	Benton (310)	Benton (90)
1929	Hubbell (18)	Walker (3.08)	Hubbell (268)	Hubbell (106)
1930	Fitzsimmons (19)	Hubbell (3.87)	Walker (245)	Hubbell (117)
1931	Fitzsimmons (18)	Walker (2.26)	Fitzsimmons (254)	Hubbell (156)
1932	Hubbell (18)	Hubbell (2.50)	Hubbell (284)	Hubbell (137)
1933	Hubbell (23)	Hubbell (1.66)	Hubbell (309)	Hubbell (156)
1934	Schumacher (23)	Hubbell (2.30)	Hubbell (313)	Hubbell (118)
1935	Hubbell (23)	Schumacher (2.89)	Hubbell (303)	Hubbell (150)
1936	Hubbell (26)	Hubbell (2.31)	Hubbell (304)	Hubbell (123)
1937	Hubbell (22)	Melton (2.61)	Hubbell (262)	Hubbell (159)
1938	Gumbert (15)	Hubbell (3.07)	Melton (243)	Hubbell (104)
1939	Gumbert (18)	Hubbell (2.75)	Gumbert (244)	Melton (95)
1940	Schumacher (13)	Schumacher (3.25)	Gumbert (237)	Schumacher (123)
1941	Schumacher (12)	Schumacher (3.36)	Schumacher (206)	Melton (100)
1942	Lohrman (13)	Lohrman (2.56)	Schumacher (216)	Melton, Hubbell (61)
1943	Adams (11)	Melton (3.19)	Melton (186)	Chase (86)
1944	Voiselle (21)	Voiselle (3.02)	Voiselle (313)	Voiselle (161)
1945	Voiselle, Mungo (14)	Feldman (3.26)	Voiselle (232)	Voiselle (115)
1946	Koslo (14)	Kennedy (3.42)	Koslo (265)	Koslo (121)
1947	Jansen (21)	Jansen (3.16)	Jansen (248)	Jansen (104)
1948	Jansen (18)	Jones (3.36)	Jansen (277)	Jansen (126)
1949	Jansen, Jones (15)	Koslo (2.50)	Jansen (260)	Jansen (113)

Year	Wins	ERA	Innings	Strikeouts
1950	Jansen (19)	Hearn (2.49)	Jansen (275)	Jansen (161)
1951	Maglie, Jansen (23)	Maglie (2.93)	Maglie (298)	Maglie (146)
1952	Maglie (18)	Wilhelm (2.43)	Hearn (224)	Maglie (112)
1953	Gomez (13)	Gomez (3.40)	Gomez (204)	Gomez (113)
1954	Antonelli (21)	Antonelli (2.29)	Antonelli (259)	Antonelli (152)
1955	Antonelli, Hearn (14)	Antonelli (3.33)	Antonelli (235)	Antonelli (143)
1956	Antonelli (20)	Antonelli (2.86)	Antonelli (258)	Antonelli (145)
1957	Gomez (15)	Barclay (3.44)	Gomez (238)	Antonelli (114)
1958	Antonelli (13)	Miller (2.47)	Antonelli (242)	Antonelli (143)
1959	Jones (21)	Jones (2.82)	Antonelli (282)	Jones (209)
1960	Jones (18)	McCormick (2.70)	McCormick (253)	Jones (190)
1961	Miller (14)	McCormick (3.20)	McCormick (250)	McCormick (163)
1962	Sanford (24)	Marichal (3.32)	O'Dell (281)	O'Dell (195)
1963	Marichal (25)	Marichal (2.41)	Marichal (321)	Marichal (248)
1964	Marichal (21)	Marichal (2.48)	Marichal (269)	Marichal (206)
1965	Marichal (22)	Marichal (2.13)	Marichal (295)	Marichal (240)
1966	Marichal (25)	Marichal (2.33)	Marichal (307)	Marichal (222)
1967	McCormick (22)	Perry (2.61)	Perry (293)	Perry (230)
1968	Marichal (26)	Bolin (1.98)	Marichal (325)	Marichal (218)
1969	Marichal (21)	Marichal (2.10)	Perry (326)	Perry (233)
1970	Perry (23)	Perry (3.20)	Perry (328)	Perry (215)
1971	Marichal (18)	Perry (2.76)	Perry (280)	Marichal (159)
1972	Bryant (14)	Barr (2.87)	Bryant (214)	McDowell (122)
1973	Bryant (24)	Bryant (3.53)	Bryant (270)	Bryant (143)
1974	Caldwell (14)	Barr (2.74)	Barr (239)	D'Acquisto (167)
1975	Montefusco (15)	Montefusco (2.88)	Barr (244)	Montefusco (215)
1976	Montefusco (16)	Montefusco (2.85)	Montefusco (253)	Montefusco (172)
1977	Halicki (16)	Halicki (3.31)	Halicki (258)	Halicki (168)
1978	Blue (18)	Knipper (2.63)	Knipper (260)	Montefusco (177)
1979	Blue (14)	Knipper (4.65)	Blue (237)	Blue (138)
1980	Blue (14)	Blue (2.97)	Blue (224)	Blue (129)
1981	Alexander (11)	Blue (2.45)	Alexander (152)	Griffin (83)
1982	Laskey (13)	Laskey (3.14)	Laskey (189)	Gale, Hammaker (102)
1983	Laskey (13)	Hammaker (2.25)	Breining (203)	Krukow (136)
1984	Krukow (11)	Laskey (4.33)	Laskey (208)	Krukow (141)
1985	Garrelts (9)	Krukow (3.38)	LaPoint (206.2)	Krukow (150)
1986	Krukow (20)	Krukow (3.05)	Krukow (245)	Krukow (178)
1987	LaCoss (13)	Hammaker (3.58)	Downs (186)	Downs (137)
1988	Reuschel (19)	D. Robinson (2.45)	Reuschel (245)	D. Robinson (122)
1989	Reuschel (17)	Garrelts (2.28)	Reuschel (208.1)	Garrelts (119)
1990	Burkett (14)	Burkett (3.79)	Burkett (204)	Burkett (118)
1991	Wilson (13)	Wilson (3.56)	Black (214.1)	Wilson (139)
1992	Burkett (13)	Swift (2.08)	Burkett (189.2)	Burkett (107)
1993	Burkett (22)	Swift (2.82)	Swift (232.2)	Swift (157)
1994	Portugal (10)	Swift (3.38)	Burkett (159.1)	Portugal (87)
1995	Leiter (10)	Leiter (3.82)	Leiter (195.2)	Leiter (129)
1996	Gardner (12)	Gardner (4.42)	Watson (185.2)	Gardner (145)
1997	Estes (19)	Estes (3.18)	Estes (201.0)	Estes (181)
1998	Rueter (16)	Gardner (4.33)	Gardner (212.0)	Gardner (151)
1999	Ortiz (18)	Ortiz (3.81)	Ortiz (207.2)	Ortiz (164)

Bold denotes league leader

Year	Complete Games	Shutouts	Saves
1900	Hawley (34)	3 with (1)	none
1901	Taylor (37)	Mathewson (5)	Phyle (1)
1902	Mathewson (29)	Mathewson (8)	Sparks (1)
1903	Mathewson (44)	Mathewson, McGinnity (3)	Miller (3)
1904	McGinnity (38)	McGinnity (9)	McGinnity (6)
1905	Mathewson (32)	Mathewson (8)	Elliott (6)
1906	McGinnity (32)	Mathewson (5)	Ferguson (7)
1907	Mathewson (31)	Mathewson (8)	McGinnity (4)
1908	Mathewson (34)	Mathewson (11)	Mathewson, McGinnity (5)
1909	Mathewson (26)	Mathewson (8)	Crandall (6)
1910	Mathewson (27)	Ames (3)	Crandall (5)
1911	Mathewson (29)	Mathewson, Marquard (5)	Crandall (5)
1912	Mathewson (27)	Tesreau (3)	Mathewson (4)
1913	Mathewson (25)	Mathewson, Marquard (4)	Crandall (6)
1914	Mathewson (29)	Tesreau (8)	3 with (2)
1915	Tesreau (24)	Tesreau (8)	Tesreau (3)
1916	Tesreau (13)	Tesreau, Perritt (5)	5 with (2)
1917	Schupp (25)	Schupp (6)	Sallee (4)
1918	Perritt (19)	Perritt (6)	Anderson (3)
1919	J. Barnes (23)	J. Barnes, Toney (4)	Dubuc, Winters (3)
1920	J. Barnes (23)	Nehf (5)	3 with (2)
1921	Nehf (18)	Douglas (3)	J. Barnes (6)
1922	Nehf (20)	Nehf (3)	Jonnard (5)
1923	Ryan, Scott (16)	McQuillan (5)	Jonnard (5)
1924	V. Barnes (15)	4 with (1)	Jonnard, Ryan (5)
1925	Scott (18)	Scott (2)	Scott (3)
1926	Scott (13)	V. Barnes (2)	Davies (6)
1927	Grimes (15)	V. Barnes, Grimes (2)	Henry (4)
1928	Benton (28)	Benton, Genewich (2)	Benton (4)
1929	Hubbell (19)	Fitzsimmons (4)	Mays (4)
1930	Hubbell, Fitzsimmons (17)	Hubbell (3)	Heving (6)
1931	Hubbell (21)	Walker (6)	3 with (3)
1932	Hubbell (22)	3 with (1)	Luque (5)
1933	Hubbell (22)	Hubbell (10)	Hubbell, Bell (5)
1934	Hubbell (25)	Hubbell (5)	Hubbell (8)
1935	Hubbell (24)	Fitzsimmons (4)	Smith, Stout (5)
1936	Hubbell (25)	Smith (4)	Coffman (7)
1937	Hubbell (18)	Hubbell (4)	Melton (7)
1938	Gumbert (14)	Schumacher (4)	Coffman (12)
1939	Gumbert (14)	Gumbert, Melton (2)	Brown (7)
1940	Gumbert (14)	Lohrman (5)	Brown (7)
1941	Schumacher (12)	Schumacher, Melton (3)	Adams (11)
1942	4 with (12)	Schumacher (3)	Adams (11)
1943	Melton (6)	Melton, Mungo (2)	Adams (9)
1944	Voiselle (25)	4 with (1)	Adams (13)
1945	Voiselle (14)	Voiselle (4)	Adams (15)
1946	Koslo (17)	Koslo (3)	Thompson (4)
1947	Jansen (20)	Jansen (6)	Trinkle (10)
1948	Jansen (15)	Jansen (4)	Trinkle (7)
1949	Jansen (17)	Kennedy (4)	Koslo (4)
1950	Jansen (21)	3 with (5)	3 with (3)
1951	Maglie (22)	Maglie, Jansen (3)	Spencer (6)
1952	Maglie (12)	Maglie (5)	Wilhelm (11)
1953	Gomez (13)	Maglie, Gomez (3)	Wilhelm (15)
1954	Antonelli (18)	Antonelli (6)	Grissom (19)
1955	Antonelli (14)	Gomez (3)	Grissom (8)
1956	Antonelli (15)	Antonelli (5)	Wilhelm (8)
1957	Gomez (16)	Antonelli (3)	Grissom (10)
1958	Antonelli (13)	McCormick (2)	Grissom (14)
1959	Antonelli (17)	Antonelli, Jones (4)	Miller (8)

Year	Complete Games	Shutouts	Saves
1960	McCormick (15)	Sanford (6)	Antonelli (11)
1961	McCormick (13)	Marichal, McCormick (3)	Miller (17)
1962	O'Dell (20)	Marichal (3)	Miller (19)
1963	Marichal (18)	Marichal (5)	Shaw (11)
1964	Marichal (22)	Marichal (4)	Shaw (7)
1965	Marichal (24)	Marichal (10)	Linzy (14)
1966	Marichal (25)	Marichal, Bolin (4)	Linzy (14)
1967	Marichal, Perry (18)	McCormick (5)	Linzy (12)
1968	Marichal (30)	Marichal (5)	Linzy (10)
1969	Marichal (27)	Marichal (8)	Linzy (11)
1970	Perry (23)	Perry (5)	McMahon (19)
1971	Marichal (18)	Marichal (4)	Johnson (18)
1972	Bryant (11)	Bryant (4)	Johnson (8)
1973	Marichal (9)	Barr (3)	Sosa (18)
1974	Barr (11)	Barr (5)	Moffitt (15)
1975	Barr (12)	Montefusco (4)	Moffitt (11)
1976	Montefusco (11)	Montefusco (6)	Moffitt (14)
1977	Halicki (7)	3 with (2)	Lavelle (20)
1978	Knepper (16)	Knepper (6)	Lavelle (14)
1979	Blue (10)	Curtis, Knepper (2)	Lavelle (20)
1980	Blue (10)	Blue (3)	Minton (19)
1981	Griffin (3)	3 with (1)	Minton (21)
1982	Laskey (7)	3 with (1)	Minton (30)
1983	Hammaker (8)	Hammaker (3)	Minton (22)
1984	Krukow (3)	3 with (1)	Minton (19)
1985	Krukow (6)	4 with (1)	Garrelts (13)
1986	Krukow (10)	Krukow (2)	Garrelts (10)
1987	Downs, Dravecky (4)	Downs, Dravecky (3)	Garrelts (12)
1988	Reuschel (7)	Downs (3)	Garrelts (13)
1989	Robinson (5)	3 with (1)	Lefferts (20)
1990	Garrelts, Robinson (4)	Garrelts, Wilson (2)	Brantley (19)
1991	Black, Burkett (3)	Black (3)	Righetti (24)
1992	Swift, Burkett (3)	Swift (2)	Beck (17)
1993	Burkett (2)	Burkett, Swift (1)	Beck (48)
1994	Portugal, Torres (1)	None	Beck (28)
1995	Leiter (7)	Leiter (1)	Beck (33)
1996	Gardner (4)	Gardner (1)	Beck (35)
1997	Estes (3)	Estes (2)	Beck (37)
1998	Gardner (4)	Gardner (2)	Nen (40)
1999	Ortiz (3)	Estes (1)	Nen (37)

Bold denotes league leader

Giants Home Run Records by Position

	San Francisco	Franchise
Catcher	Tom Haller, 27 (1966)	Walker Cooper, 35 (1947)
First Baseman	Orlando Cepeda, 46 (1961)	Johnny Mize, 51 (1947)
Second Baseman	Jeff Kent, 31 (1998)	Jeff Kent, 31 (1998)
Shortstop	Rich Aurilia, 22 (1999)	Alvin Dark, 23 (1953)
Third Baseman	Matt Williams, 43 (1994)	Matt Williams, 43 (1994)
Left Fielder	Kevin Mitchell, 47 (1989)	Kevin Mitchell, 47 (1989)
Center Fielder	Willie Mays, 52 (1956)	Willie Mays, 52 (1956)
Right Fielder	Bobby Bonds, 39 (1973)	Mel Ott, 42 (1929)

Giants All-Star Game Selections

- 1933: (4) Carl Hubbell (p), Frank O'Doul (of), Hal Schumacher (p), **Bill Terry** (1b)
- 1934: (5) Carl Hubbell (p), **Travis Jackson** (ss), Joe Moore (of), Mel Ott (of), **Bill Terry** (1b)
- 1935: (6) Carl Hubbell (p), August Mancuso (c), Joe Moore (of), **Mel Ott** (of), Hal Schumacher (p), **Bill Terry** (1b)
- 1936: (6) Carl Hubbell (p), Joe Moore (of), Mel Ott (of)
- 1937: (6) **Dick Bartell** (ss), Carl Hubbell (p), August Mancuso (c), Joe Moore (of), Mel Ott (of), Burgess Whitehead (2b)
- 1938: (4) Carl Hubbell (p), Henry Leiber (of), Joe Moore (of), **Mel Ott** (of)
- 1939: (3) Harry Danning (c), Bill Jurgens (ss), Mel Ott (of)
- 1940: (5) Harry Danning (c), Carl Hubbell (p), Bill Jurgens (ss), Joe Moore (of), Mel Ott (of)
- 1941: (3) Harry Danning (c), Carl Hubbell (p), Mel Ott (of)
- 1942: (5) Carl Hubbell (p), Willard Marshall (of), Cliff Melton (p), **John Mize** (1b), **Mel Ott** (of)
- 1943: (2) Ernie Lombardi (c), Mel Ott (of)
- 1944: (2) Joe Medwick (of), Mel Ott (of)
- 1946: (2) **Walker Cooper** (c), **John Mize** (1b)
- 1947: (3) **Walker Cooper** (c), Willard Marshall (of), **John Mize** (1b)
- 1948: (4) **Walker Cooper** (c), Sid Gordon (3b), **John Mize** (1b), Bobby Thomson (of)
- 1949: (4) Sid Gordon (3b), **Willard Marshall** (of), **John Mize** (1b), Bobby Thomson (of)
- 1950: (2) Larry Jansen (p), Eddie Stanky (2b)
- 1951: (3) **Alvin Dark** (ss), Larry Jansen (p), Sal Maglie (p)
- 1952: (6) Alvin Dark (ss), Monte Irvin (of), **Whitey Lockman** (1b), Sal Maglie (p), **Bobby Thomson** (3b), Wes Westrum (c)
- 1953: (2) Hoyt Wilhelm (p), David Williams (2b)
- 1954: (5) John Antonelli (p), **Alvin Dark** (ss), Marv Grissom (p), Willie Mays (of), Don Mueller (of)
- 1955: (2) Willie Mays (of), **Don Mueller** (of)
- 1956: (2) John Antonelli (p), Willie Mays (of)
- 1957: (2) John Antonelli (p), **Willie Mays** (of)
- 1958: (3) John Antonelli (p), **Willie Mays** (of), Bob Schmidt (c)
- 1959: (4) John Antonelli (p), **Orlando Cepeda** (1b), Sam Jones (p), **Willie Mays** (of)
- 1960: (3) Orlando Cepeda (of), **Willie Mays** (of), Mike McCormick (p)
- 1961: (5) Ed Bailey (c), **Orlando Cepeda** (of), **Willie Mays** (of), Mike McCormick (p), Stu Miller (p)
- 1962: (5) Felipe Alou (of), Orlando Cepeda (1b), Jim Davenport (3b), Juan Marichal (p), **Willie Mays** (of)
- 1963: (5) **Ed Bailey** (c), Orlando Cepeda (1b), Juan Marichal (p), **Willie Mays** (of), Willie McCovey (of)
- 1964: (3) **Orlando Cepeda** (1b), Juan Marichal (p), Willie Mays (of)
- 1965: (2) **Juan Marichal** (p), **Willie Mays** (of)
- 1966: (6) Tom Haller (c), Jim Hart (3b), Juan Marichal (p), **Willie Mays** (of), **Willie McCovey** (1b), Gaylord Perry (p)
- 1967: (3) Tom Haller (c), **Juan Marichal** (p), Willie Mays (of)
- 1968: (3) Juan Marichal (p), **Willie Mays** (of), **Willie McCovey** (1b)
- 1969: (3) Juan Marichal (p), Willie Mays (of), **Willie McCovey** (1b)
- 1970: (4) Dick Dietz (c), **Willie Mays** (of), Willie McCovey (1b), Gaylord Perry (p)
- 1971: (4) Bobby Bonds (of), Juan Marichal (p), **Willie Mays** (of), **Willie McCovey** (1b)
- 1972: (1) Chris Speier (ss)
- 1973: (2) Bobby Bonds (of), **Chris Speier** (ss)
- 1974: (1) Chris Speier (ss)
- 1975: (1) Bobby Murcer (of)
- 1976: (1) John Montefusco (p)
- 1977: (1) Gary Lavelle (p)
- 1978: (2) **Vida Blue** (p), Jack Clark (of)
- 1979: (1) Jack Clark (of)
- 1980: (1) Ed Whitson (p)
- 1981: (1) Vida Blue (p)
- 1982: (1) Greg Minton (p)
- 1983: (3) Darrell Evans (1b), Atlee Hammaker (p), Gary Lavelle (p)
- 1984: (2) Bob Brenly (c), Chili Davis (of)
- 1985: (1) Scott Garrelts (p)
- 1986: (3) Chris Brown (3b), Chili Davis (of), Mike Krukow (p)
- 1987: (1) Jeffrey Leonard (of)
- 1988: (3) **Will Clark** (1b), Rick Reuschel (p), Robby Thompson (2b)
- 1989: (3) **Will Clark** (1b), **Kevin Mitchell** (of), **Rick Reuschel** (p)
- 1990: (4) Jeff Brantley (p), **Will Clark** (1b), **Kevin Mitchell** (of), Matt Williams (3b)
- 1991: (1) **Will Clark** (1b)
- 1992: (1) Will Clark (1b)
- 1993: (4) Rod Beck (p), **Barry Bonds** (of), John Burkett (p), Robby Thompson (2b)
- 1994: (3) Rod Beck (p), **Barry Bonds** (of), **Matt Williams** (3b)
- 1995: (2) **Barry Bonds** (of), **Matt Williams** (3b)
- 1996: (2) **Barry Bonds** (of), **Matt Williams** (3b)
- 1997: (3) Rod Beck (p), **Barry Bonds** (of), Shawn Estes (p)
- 1998: (2) **Barry Bonds** (of), Robb Nen (p)
- 1999: (2) Jeff Kent (2b), Robb Nen (p)

Bold name indicates starter

The Last Time The Giants:

Swept a Home 3-game Series vs.:

Astros	May 17-19, 1993
Braves	September 10-12, 1990
Brewers	None
Cardinals	August 14-16, 1995
Cubs	June 11-13, 1993
Diamondbacks	None
Dodgers	August 9-11, 1991
Expos	July 19-21, 1993
Marlins	September 14-16, 1999
Mets	July 23-25, 1991
Padres	September 24-26, 1990
Phillies	June 2-4, 1995
Pirates	April 4-6, 1994
Reds	June 1-3, 1998
Rockies	June 29-July 1, 1999
Angels	None
Athletics	None
Mariners	None
Rangers	None

Swept a Home 4-game Series vs.:

Astros	June 20-22, 1986
Braves	July 29-31, 1988
Brewers	None
Cardinals	July 24-26, 1987
Cubs	June 17-20, 1999
Diamondbacks	None
Dodgers	June 26-29, 1975
Expos	May 28-30, 1971
Marlins	None
Mets	None
Padres	September 24-27, 1993
Phillies	August 30-September 2, 1999
Pirates	September 21-24, 1998
Reds	July 26-29, 1990
Rockies	September 19-22, 1996
Angels	None
Athletics	None
Mariners	None
Rangers	None

Swept in a Home 3-game Series vs.:

Astros	July 2-4, 1991
Braves	August 7-9, 1998
Brewers	June 21-23, 1999
Cardinals	July 17-19, 1991
Cubs	September 13-15, 1993
Diamondbacks	September 24-26, 1999
Dodgers	April 13-15, 1981
Expos	June 9-11, 1995
Marlins	July 17-19, 1995
Mets	July 4-6, 1994
Padres	September 25-27, 1995
Phillies	May 18-20, 1984
Pirates	August 24-26, 1992
Reds	May 3-5, 1996
Rockies	None
Angels	None
Athletics	None
Mariners	None
Rangers	None

Swept a Road 3-game Series vs.:

Astros	September 16-18, 1988
Braves	June 27-29, 1988
Brewers	August 20-22, 1999
Cardinals	June 5-7, 1998
Cubs	September 8-10, 1995
Diamondbacks	None
Dodgers	September 24-26, 1982
Expos	April 27-29, 1999
Marlins	August 22-24, 1998
Mets	April 13-14, 1997
Padres	June 12-14, 1991
Phillies	May 11-13, 1992
Pirates	May 10-12, 1996
Reds	April 4-7, 1999
Rockies	July 30-August 1, 1993
Angels	None
Athletics	None
Mariners	None
Rangers	None

Swept a Road 4-game Series vs.:

Astros	July 25-27, 1975
Braves	June 7-10, 1954
Brewers	None
Cardinals	May 6-9, 1912
Cubs	August 23-25, 1956
Diamondbacks	None
Dodgers	April 21-24, 1923
Expos	July 14-17, 1994
Marlins	None
Mets	None
Padres	May 4-7, 1995
Phillies	July 31-August 3, 1998
Pirates	May 20-22, 1955
Reds	May 12-15, 1983
Rockies	None
Angels	None
Athletics	None
Mariners	None
Rangers	None

Swept in a Road 3-game Series vs.:

Astros	July 17-19, 1998
Braves	June 21-23, 1996
Brewers	April 17-19, 1998
Cardinals	September 11-13, 1995
Cubs	May 20-22, 1994
Diamondbacks	None
Dodgers	September 25-27, 1990
Expos	May 28-30, 1999
Marlins	August 9-11, 1999
Mets	April 20-May 2, 1999
Padres	June 12-14, 1998
Phillies	August 18-20, 1990
Pirates	August 22-24, 1997
Reds	June 21-23, 1994
Rockies	July 10-12, 1998
Angels	None
Athletics	None
Mariners	None
Rangers	July 18-20, 1999

Swept in a Home 4-game Series vs.:

Astros	None
Braves	None
Brewers	None
Cardinals	September 9-12, 1993
Cubs	September 21-22, 1948
Diamondbacks	None
Dodgers	July 1-4, 1977
Expos	July 13-15, 1975
Marlins	None
Mets	None
Padres	June 27-30, 1996
Phillies	August 6-8, 1943
Pirates	August 31-September 2, 1979
Reds	May 16-18, 1972
Rockies	None
Angels	None
Athletics	None
Mariners	None
Rangers	None

Sweeps of five or more games:

September 12-15, 1996	Lost 5 vs. Pirates
July 12-15, 1984	Lost 5 at Pirates
August 5-8, 1982	Won 5 vs. Astros
June 18-20, 1971	Won 5 vs. Padres
September 14-17, 1944	Lost 6 at Phillies
June 20-24, 1943	Lost 6 at Dodgers
August 27-31, 1932	Lost 5 at Cubs
September 10-14, 1928	Won 8 at Braves

Swept a Home Doubleheader vs.:

Astros	June 22, 1986
Braves	July 31, 1988
Brewers	None
Cardinals	July 26, 1987
Cubs	July 8, 1990
Diamondbacks	None
Dodgers	August 30, 1958
Expos	May 14, 1998
Marlins	None
Mets	May 19, 1996
Padres	June 16, 1985
Phillies	July 7, 1992
Pirates	June 19, 1977
Reds	August 9, 1987
Rockies	None
Angels	None
Athletics	None
Mariners	None
Rangers	None

Swept in a Home Doubleheader vs.:

Astros	April 15, 1979
Braves	August 2, 1992
Brewers	None
Cardinals	July 4, 1984
Cubs	August 3, 1980
Diamondbacks	None
Dodgers	July 26, 1988
Expos	June 15, 1975
Marlins	None
Mets	June 13, 1976
Padres	September 24, 1984
Phillies	July 14, 1974
Pirates	September 15, 1996
Reds	April 15, 1973
Rockies	None
Angels	None
Athletics	None
Mariners	None
Rangers	None

Swept in a Road 4-game Series vs.:

Astros	September 28-October 1, 1970
Braves	May 11-13, 1946
Brewers	None
Cardinals	August 26-28, 1948
Cubs	June 9-12, 1977
Diamondbacks	None
Dodgers	June 22-25, 1995
Expos	None
Marlins	None
Mets	August 30-September 2, 1990
Padres	July 4-7, 1996
Phillies	August 19-21, 1949
Pirates	July 14-17, 1988
Reds	April 18-21, 1985
Rockies	None
Angels	None
Athletics	None
Mariners	None
Rangers	None

July 30-August 2, 1927	Won 5 at Cardinals
August 24-27, 1921	Won 5 vs. Pirates
July 4-7, 1919	Won 5 at Phillies
September 23-27, 1916	Won 6 vs. Cardinals
June 19-22, 1912	Won 5 at Braves
June 28-July 2, 1912	Won 5 vs. Boston
July 17-21, 1901	Lost 5 at Cubs
September 4-6, 1901	Lost 6 vs. Pirates

Swept a Road Doubleheader vs.:

Astros	July 26, 1985
Braves	May 19, 1979
Brewers	None
Cardinals	September 6, 1968
Cubs	August 25, 1999
Diamondbacks	None
Dodgers	September 3, 1948
Expos	May 5, 1974
Marlins	None
Mets	April 13, 1997
Padres	None
Phillies	July 31, 1970
Pirates	July 6, 1987
Reds	July 12, 1980
Rockies	None
Angels	None
Athletics	None
Mariners	None
Rangers	None

Swept in a Road Doubleheader vs.:

Astros	None
Braves	June 30, 1978
Brewers	None
Cardinals	June 10, 1962
Cubs	September 27, 1964
Diamondbacks	None
Dodgers	September 6, 1952
Expos	None
Marlins	None
Mets	July 13, 1979
Padres	June 24, 1975
Phillies	June 18, 1968
Pirates	July 13, 1984
Reds	April 28, 1984
Rockies	None
Angels	None
Athletics	None
Mariners	None
Rangers	None

Giants League Leaders and Notable Performances

Batting Champions

1915	Larry Doyle320
1930	Bill Terry401
1954	Willie Mays345

Home Run Champions

1909	Red Murray7
1916	Dave Robertson12**
1917	Dave Robertson12**
1921	George Kelly23
1932	Mel Ott38**
1934	Mel Ott35**
1936	Mel Ott33
1937	Mel Ott31**
1938	Mel Ott36
1942	Mel Ott30
1947	Johnny Mize51
1948	Johnny Mize40
1955	Willie Mays51
1961	Orlando Cepeda46
1962	Willie Mays49
1963	Willie McCovey44
1964	Willie Mays47
1965	Willie Mays52
1968	Willie McCovey36
1969	Willie McCovey45
1989	Kevin Mitchell47
1993	Barry Bonds46
1994	Matt Williams43

RBI Champions

1903	Sam Mertes104
1904	Bill Dahlen80
1917	Heinie Zimmerman102
1920	George Kelly94**
1923	"Irish" Meusel125
1924	George Kelly136
1934	Mel Ott135
1942	Johnny Mize110
1947	Johnny Mize138
1951	Monte Irvin121
1961	Orlando Cepeda142
1968	Willie McCovey105
1969	Willie McCovey126
1988	Will Clark109
1989	Kevin Mitchell125
1990	Matt Williams122
1993	Barry Bonds123

Strikeout Leaders

1903	Christy Mathewson267
1904	Christy Mathewson212
1905	Christy Mathewson206
1907	Christy Mathewson178
1908	Christy Mathewson259
1911	Rube Marquard237
1937	Carl Hubbell159
1944	Bill Voiselle161

ERA Leaders

1912	Jeff Tesreau1.96
1913	Christy Mathewson2.06
1922	Rosy Ryan3.00
1929	Bill Walker3.08
1931	Bill Walker2.26
1933	Carl Hubbell1.66
1934	Carl Hubbell2.30
1936	Carl Hubbell2.31
1949	Dave Koslo2.50
1950	Jim Hearn2.49
1952	Hoyt Wilhelm2.43
1954	Johnny Antonelli2.29
1958	Stu Miller2.47
1959	Sam Jones2.82
1960	Mike McCormick2.70
1969	Juan Marichal2.10
1983	Atlee Hammaker2.25
1989	Scott Garrelts2.28
1992	Bill Swift2.08

20-Game Winners

1901	Christy Mathewson20-17
1903	Joe McGinnity31-20*
	Christy Mathewson30-13
1904	Joe McGinnity35-8*
	Christy Mathewson33-12
	Luther Taylor21-15
1905	Christy Mathewson31-9*
	Leon Ames22-8
	Joe McGinnity21-15
1906	Joe McGinnity27-12*
	Christy Mathewson22-12
1907	Christy Mathewson24-12*
1908	Christy Mathewson37-11*
	George Wiltse23-14
1909	Christy Mathewson25-6
	George Wiltse20-11
1910	Christy Mathewson27-9*
1911	Christy Mathewson26-13
	Rube Marquard24-7
1912	Rube Marquard26-11**
	Christy Mathewson23-12
1913	Christy Mathewson25-11
	Rube Marquard23-10
	Jeff Tesreau22-13
1914	Jeff Tesreau26-10
	Christy Mathewson24-13
1917	Ferdie Schupp21-7
1919	Jess Barnes25-9*
1920	Fred Toney21-11
	Art Nehf21-12
	Jess Barnes20-15
1921	Art Nehf20-10
1928	Larry Benton25-9**
	Fred Fitzsimmons20-9
1933	Carl Hubbell23-12*
1934	Hal Schumacher23-10
	Carl Hubbell21-12
1935	Carl Hubbell23-12
1936	Carl Hubbell26-6*
1937	Carl Hubbell22-8*

1944	Cliff Melton20-9
	Bill Voiselle21-16
1947	Larry Jansen21-5
1951	Sal Maglie23-6**
	Larry Jansen23-11**
1954	Johnny Antonelli21-7
1956	Johnny Antonelli20-13
1959	Sam Jones21-15**
1962	Jack Sanford24-7
1963	Juan Marichal25-8**
1964	Juan Marichal21-8**
1965	Juan Marichal22-13**
1966	Juan Marichal25-6
	Gaylord Perry21-8
1967	Mike McCormick22-10*
1968	Juan Marichal26-9*
1969	Juan Marichal21-11
1970	Gaylord Perry23-13**
1973	Ron Bryant24-12*
1986	Mike Krukow20-9
1993	John Burkett22-7**
	Bill Swift21-8

*led league **tied for league lead

Cy Young Award

1967	Mike McCormick
------	----------------

Most Valuable Player

1912	Larry Doyle
1930	Bill Terry
1933	Carl Hubbell
1936	Carl Hubbell
1954	Willie Mays
1965	Willie Mays
1969	Willie McCovey
1989	Kevin Mitchell
1993	Barry Bonds

"Willie Mac" Award

1980	Jack Clark
1981	Larry Herndon
1982	Joe Morgan
1983	Darrell Evans
1984	Bob Brenly
1985	Mike Krukow
1986	Mike Krukow
1987	Chris Speier
1988	Jose Uribe
1989	Dave Dravecky
1990	Steve Bedrosian
1991	Robby Thompson
1992	Mike Felder
1993	Kirt Manwaring
1994	None
1995	Mark Leiter, Mark Carreon
1996	Shawon Dunston
1997	J.T. Snow
1998	Jeff Kent
1999	Marvin Benard

Manager Of The Year

1951.....	Leo Durocher.....	<i>The Sporting News</i>
1954.....	Leo Durocher.....	<i>The Sporting News</i>
1971.....	Charlie Fox.....	<i>The Sporting News & UPI</i>
1978.....	Joe Altobelli.....	UPI
1982.....	Frank Robinson.....	UPI
1987.....	Roger Craig.....	AP
1993.....	Dusty Baker.....	AP, BBWAA
1997.....	Dusty Baker.....	<i>The Sporting News</i> , BBWAA

Rookie Of The Year

1951.....	Willie Mays.....	BBWAA
1958.....	Orlando Cepeda.....	BBWAA & <i>The Sporting News</i>
1959.....	Willie McCovey.....	BBWAA & <i>The Sporting News</i>
1965.....	Frank Linzy.....	<i>The Sporting News</i>
1972.....	Dave Rader.....	<i>The Sporting News</i>
1973.....	Gary Matthews.....	BBWAA & <i>The Sporting News</i>
1974.....	John D'Acquisto.....	<i>The Sporting News</i>
1975.....	John Montefusco.....	BBWAA & <i>The Sporting News</i>
1976.....	Larry Herndon.....	<i>The Sporting News</i>
1986.....	Robby Thompson.....	<i>The Sporting News</i>

Comeback Player Of The Year

1967.....	Mike McCormick
1977.....	Willie McCovey
1982.....	Joe Morgan

Major League

Executive Of The Year (*The Sporting News*)

1954.....	Horace Stoneham
1978.....	H. B. "Spec" Richardson
1987.....	Al Rosen

A San Francisco Giant Last Achieved

A NO-HITTER: Sept. 29, 1976; John Montefusco at Atlanta; 9-0.

A NO-HITTER AT CANDLESTICK: Aug. 24, 1975; Ed Halicki vs. New York; 6-0.

A ONE-HITTER: July 29, 1990; Scott Garrelts vs. Cincinnati; 4-0.

A TWO-HITTER: July 28, 1998; Kirk Rueter at Montreal; 7-1.

10 OR MORE STRIKEOUTS IN A GAME: July 27, 1999; Kirk Rueter (10) vs. St. Louis.

AN INSIDE-THE-PARK HOME RUN: Sept. 21, 1997; Barry Bonds at San Diego.

TWO HOME RUNS IN A GAME: Oct. 2, 1999; Armando Rios at Colorado.

THREE HOME RUNS IN A GAME: Aug. 2, 1994; Barry Bonds vs. Cincinnati.

FOUR HOME RUNS IN A GAME: April 30, 1960; Willie Mays at Milwaukee.

A GRAND SLAM: Sept. 3, 1999; Jeff Kent at Pittsburgh (off Francisco Cordova).

A HOME RUN BY A PITCHER: June 30, 1999; Russ Ortiz vs. Colorado (off Brian Bohanon).

TWO HOME RUNS IN A GAME BY A PITCHER: May 12, 1985; Jim Gott vs. St. Louis (Bob Forsch).

BACK-TO-BACK HOME RUNS: Oct. 2, 1999; Ellis Burks and Armando Rios at Colorado.

THREE CONSECUTIVE HOME RUNS: Aug. 22, 1999; Barry Bonds, Jeff Kent and Ellis Burks at Milwaukee.

FIVE HITS IN A GAME: June 12, 1999; Jeff Kent (5) at Seattle.

FIVE OR MORE RBI IN A GAME: June 29, 1999; Ellis Burks (7) vs. Colorado.

A STEAL OF HOME: Sept. 28, 1991; Darren Lewis at Los Angeles.

THREE OR MORE STEALS IN A GAME: Aug. 1, 1997; Stan Javier (3) at Cincinnati.

BATTING FOR THE CYCLE: May 3, 1999; Jeff Kent at Pittsburgh.

TURN A TRIPLE PLAY: June 14, 1999; Bill Mueller to Jeff Kent to J.T. Snow at Colorado (Edgard Clemente)

HIT INTO A TRIPLE PLAY: Aug. 5, 1998; J.T. Snow at New York (John Olerud to Rey Ordóñez to Olerud to Todd Pratt).

Giants In The Hall of Fame

The Giants franchise has had a long and proud tradition that has featured some of the best players in baseball history. In fact, the Giants have more enshrined members of the Baseball Hall of Fame than any other franchise.

Here's a look at the 49 Hall of Fame members who have worn Giants uniforms.

Players (17)	Year Inducted	Pos.	Avg.	Years With Giants
Roger Bresnahan	1945	C	.280	1902-08
Orlando Cepeda	1999	1B	.297	1958-66
Roger Connor	1976	1B	.318	1883-94
William "Buck" Ewing	1939	C	.303	1883-92
Frankie Frisch	1947	2B	.316	1919-26
Monte Irvin	1973	OF	.293	1949-55
Travis Jackson	1982	SS	.291	1922-36
George Kelly	1973	1B	.297	1915-17, 1919-26
Fred Lindstrom	1976	3B	.311	1924-32
Willie Mays	1979	OF	.302	1951-72
Willie McCovey	1986	1B	.270	1959-73, 1977-80
Johnny Mize	1981	1B	.312	1942-49
James O'Rourke	1945	OF	.310	1885-92, 1904
Mel Ott	1951	OF	.304	1926-47
Bill Terry	1954	1B	.341	1923-36
Monte Ward	1964	SS	.278	1883-89, 1893-94
Ross Youngs	1972	OF	.322	1917-26

Pitchers (10)	Year Inducted	Wins	ERA	Years With Giants
Carl Hubbell	1947	253	2.97	1928-43
Tim Lincecum	1964	344	2.62	1885-91
Juan Marichal	1983	243	2.89	1960-73
Rube Marquard	1971	201	3.08	1908-15
Christy Mathewson	1936	373	2.13	1900-16
Joe McGinnity	1946	247	2.64	1902-08
Amos Rusie	1977	243	3.07	1890-98
Mickey Welch	1973	311	2.71	1883-92
Hoyt Wilhelm	1985	143	2.52	1952-56
Gaylord Perry	1991	314	3.10	1962-71

Managers (1)	Year Inducted	Wins	Years With Giants
John McGraw	1937	2840	1902-32

Others Who Spent Part of Their Career With The Giants (21)

Dave Bancroft (1920-23, 1930); Jake Beckley (1896-97); Dan Brouthers (1904); Jesse Burkett (1890); Steve Carlton (1986); Burleigh Grimes (1927); Charles "Gabby" Hartnett (1941); Rogers Hornsby (1927); Waite Hoyt (1918, 1932); Willie Keeler (1892-93, 1910); Mike "King" Kelly (1893); Ernie Lombardi (1943-47); Bill McKechnie (1916); Joseph "Ducky" Medwick (1943-45); Joe Morgan (1981-82); Edd Roush (1916, 1927-29); Ray Schalk (1929); Duke Snider (1964); Warren Spahn (1965); Casey Stengel (1921-23) and Hack Wilson (1923-25).

Retired Uniform Numbers

In the storied 117-year history of Giants baseball, nine former players or managers have enjoyed careers worthy of their jersey numbers being retired by the club. Only the New York Yankees (14) and the Los Angeles Dodgers (10) have retired more numbers. The nine Giant greats are honored at Pacific Bell Park with their names and retired uniform numbers displayed atop the Giants dugout.

Christy Mathewson and John McGraw, who both predated the use of numbers on jerseys, are recognized along with fellow New York Giants Bill Terry (#3), Mel Ott (#4) and Carl Hubbell (#11). Willie Mays (#24), who played for the club on both coasts, joins former San Francisco stars Juan Marichal (#27), Orlando Cepeda (#30) and Willie McCovey (#44) in this select group.

Atop the visitor's dugout on the first base line, the Giants honor Jackie Robinson. His uniform number (42) was retired throughout Major League Baseball in 1997 to commemorate the 50th anniversary of his arrival in the big leagues.

Christy Mathewson

PITCHER (RH)



Born: August 12, 1880 **Died:** October 7, 1925
Birthplace: Factoryville, Pennsylvania
Batted: Right **Threw:** Right **Height:** 6-2 **Weight:** 195
Years with Giants: 1900-1916 **HOF Induction:** 1936

Dominant right-hander played 17 seasons for New York Giants (1900-1916)...is franchise's all-time leader in wins (373), complete games (433), shutouts (79), innings (4,771) and strikeouts (2,499)...won 20 or more games 13 times, including 4 seasons with 30-plus wins...was 1 of 5 members of initial induction class into Hall of Fame, along with Ty Cobb, Walter Johnson, Babe Ruth and Honus Wagner...named to Major League Baseball's All-Century Team...

John McGraw

INFILDER / MANAGER



Born: April 7, 1873 **Died:** February 25, 1934
Birthplace: Truxton, New York
Batted: Left **Threw:** Right **Height:** 5-7 **Weight:** 155
Years with Giants: 1902-1932 **HOF Induction:** 1937

Ranks as franchise's all-time winningest manager with 2,604-1,801 record...in 29 full seasons as manager of Giants, finished 1st or 2nd 21 times, won 10 NL pennants and 3 World Series...was player/manager with Giants from 1902-1906...lifetime .334 hitter in 16-year playing career...

Bill Terry

3

INFILDER / MANAGER



Born: October 30, 1898 **Died:** January 9, 1989
Birthplace: Atlanta, Georgia
Batted: Left **Threw:** Left **Height:** 6-1 **Weight:** 200
Years with Giants: 1923-1941 **HOF Induction:** 1954

Hit .341 during 14-year playing career with Giants...his .401 batting average in 1930 is highest in franchise history and marks last time NL player hit over .400...set Giants single-season records for hits (254) and runs scored (139) in 1930...became player/manager in '32 and posted 823-661 mark in 10 years as skipper...guided club to 3 pennants and 1 World Series...

INFILDER/MANAGER



Born: March 2, 1909	Died: November 21, 1958		
Birthplace: Gretna, Louisiana			
Batted: Left	Threw: Right	Height: 5-9	Weight: 170
Years with Giants: 1926-1948		HOF Induction: 1951	

Played 22 years for Giants, including 7 as player/manager...11-time All-Star is franchise's all-time leader with 1,860 RBL...ranks behind only Willie Mays in games (2,730), at-bats (9,456), runs (1,859), hits (2,876), doubles (+88), home runs (511), total bases (5,041) and extra base hits (1,071)...led team in homers every year from 1928-45...was 1st NL player to reach 500 HR...

Carl Hubbell

11

PITCHER (LH)



Born: June 22, 1903	Died: November 21, 1988		
Birthplace: Carthage, Missouri			
Batted: Right	Threw: Left	Height: 6-0	Weight: 170
Years with Giants: 1928-1943		HOF Induction: 1947	

9-time All-Star posted 253-154 record in 16 seasons with Giants...his 1.66 ERA in 1933 is best in franchise history...posted franchise-record 46.1-consecutive scoreless innings in 1933...was NL MVP in 1933 and '36...won 24 straight decisions spanning 1936-37...struck out 6 batters in 1934 All-Star game at Polo Grounds, including Babe Ruth, Lou Gehrig and Jimmy Foxx...

Willie Mays

24

OUTFIELDER



Born: May 6, 1931			
Birthplace: Westfield, Alabama			
Batted: Right	Threw: Right	Height: 5-11	Weight: 180
Years with Giants: 1951-1972		HOF Induction: 1979	

Lifetime .302 hitter with 660 career homers, 3rd most in Major League history behind Hank Aaron and Babe Ruth...12-time Gold Glove winner appeared in 24 All-Star Games...was named NL MVP in 1954 and '65 and NL Rookie of Year in '51...is Giants all-time leader in games (2,857), at-bats (10,477), runs (2,011), hits (3,187), doubles (504), home runs (646), total bases (5,907) and extra-base hits (1,289)...named starting outfielder on MLB's All-Century Team...

Juan Marichal

27

PITCHER (RH)



Born: October 20, 1937			
Birthplace: Laguna Verde, Dominican Republic			
Batted: Right	Threw: Right	Height: 6-0	Weight: 185
Years with Giants: 1960-73		HOF Induction: 1983	

9-time All-Star won 238 games in San Francisco, most by any pitcher since franchise moved west in 1958...won 20 or more games 6 times in 14 years with Giants...is SF leader in complete games (244), shutouts (52), innings (3,443) and strikeouts (2,281)...was named right-hander on Giants 60's and 70's All-Decade Teams and San Francisco's All-Time Team...

Orlando Cepeda

30

INFIELDER/OUTFIELDER



Born: September 17, 1937

Birthplace: Ponce, Puerto Rico

Batted: Right **Threw:** Right **Height:** 6-2 **Weight:** 210

Years with Giants: 1958-66 **HOF Induction:** 1999

Was 6-time All-Star during 8-plus years with Giants...earned NL Rookie of Year honors in 1958...holds SF season mark with 142 RBI in 1961...ranks among SF leaders in homers (5th - 226), RBI (3rd - 767), games (7th - 1,114), at-bats (6th - 4,178), runs (7th - 652), hits (3rd - 1,286) and doubles (5th - 226)...named to SF's All-Time team and Giants 1960's All-Decade Team...

Willie McCovey

44

INFIELDER



Born: January 10, 1938

Birthplace: Mobile, Alabama

Batted: Left **Threw:** Left **Height:** 6-4 **Weight:** 210

Years with Giants: 1959-73, 77-80 **HOF Induction:** 1986

6-time All-Star earned NL Rookie of Year honors in 1959 and MVP in 1969...leads all San Francisco players in games (2,256), home runs (469) and RBI (469)...trails only Mays in at-bats (7,214), runs (1,113), hits (1,974), doubles (308) and triples (45)...holds NL record with 18 career grand slams...hit 231 career homers at Candlestick Park, more than any other player...

Special Recognition

Jackie Robinson

42

INFIELDER



Born: January 31, 1919

Died: October 24, 1972

Birthplace: Gretna, Louisiana

Batted: Right **Threw:** Right **Height:** 5-11 **Weight:** 204

HOF Induction: 1962

Courageously broke Major League Baseball's color barrier with Brooklyn in 1947...5-time All-Star was named NL Rookie of Year in 1947 and MVP in '49...to commemorate 50th anniversary of his arrival in big leagues, number 42 was retired by every Major League team in 1997...was named to MLB's All-Century Team...

All-Time Giants Playing Roster

1883-1999 (1,452 total players)

A (32)

Abernathy, Virgil, P, 1946-47
 Adams, Ace, P, 1941-46
 Adams, Glenn, OF, 1975-76
 Adams, Rick, IF, 1985
 Ainsmith, Eddie, C, 1924
 Aldrete, Mike, IF, 1986-88
 Aldridge, Vic, P, 1928
 Alexander, Doyle, P, 1981
 Alexander, Gary, C, 1975-77
 Allanson, Andy, C, 1993
 Allen, Ethan, OF, 1930-32
 Allen, Johnny, P, 1943-44
 Allen, Myron, P, 1883
 Alou, Felipe, OF, 1958-63
 Alou, Jesus, OF, 1963-68
 Alvarez, Wilson, P, 1997
 Alou, Matty, OF, 1960-65
 Amalfitano, Joey, IF, 1954-55, 1960-61
 Ames, Leon, P, 1903-13
 Anderson, Dave, IF, 1990-91
 Anderson, Fred, P, 1916-18
 Andrews, Hub, P, 1947-48
 Andrews, Nate, P, 1956
 Andrews, Rob, IF, 1977-79
 Antonelli, Johnny, P, 1954-60
 Aquino, Luis, P, 1995
 Aragon, Jack, (NA), 1941
 Arnold, Chris, IF, 1971-76
 Arnovich, Morris, OF, 1941
 Arocha, Rene, P, 1997
Aurilia, Rich, IF, 1995-
 Ayers, Bill, P, 1947

B (154)

Babb, Charley, IF, 1903
 Babington, Charlie, OF, 1915
 Bader, Lore, P, 1912
 Bailey, Cory, P, 1997-98
 Bailey, Ed, C, 1961-63, 1965
 Bailey, Mark, C, 1990, 1992
 Bain, Loren, P, 1945
 Baird, Al, IF, 1917
 Baird, Doug, IF, 1920
 Baker, Dusty, OF, 1984
 Baker, Howard, IF, 1915
 Baker, Tom, P, 1937-38
 Baldwin, Harry, P, 1924-25
 Baldwin, Mark, P, 1893
 Ball, Jeff, IF, 1998
 Bamberger, George, P, 1951-52
 Bamberger, Hal, OF, 1948
 Bancroft, Dave, IF, 1920-23, 1930
 Bannon, Tom, OF, 1895-96
 Barber, Steve, P, 1974
 Barclay, Curt, P, 1957-59
 Barna, Herbert, OF, 1941-43
 Barnes, Jesse, P, 1918-23
 Barnes, Virgil, P, 1919-28
 Barr, Bob, P, 1891
 Barr, Jim, P, 1971-78, 1982-83
 Barrios, Jose, OF, 1982
 Barry, Shad, OF, 1908
 Bartell, Dick, IF, 1935-46
 Barthelson, Bob, P, 1944
 Bartley, Bill, P, 1903
 Barton, Bob, C, 1965-69

Barton, Shawn, P, 1995-96
 Bass, Kevin, OF, 1990-92
 Bassett, Charley, IF, 1890-1902
 Bathe, Bill, C, 1989-90
 Batiste, Kim, IF, 1996
 Battam, Larry, IF, 1895
 Bautista, Jose, P, 1995-96
 Bean, Joe, IF, 1902
 Beatty, Des, IF, 1914
 Becannon, James, P, 1887
 Beck, Rod, P, 1991-97
 Becker, Beals, F, 1910-12
 Becker, Marty, OF, 1915
 Beckley, Jake, IF, 1896-97
 Bedrosian, Steve, P, 1989-90
 Beecher, LeRoy, P, 1907-08
 Beggs, Joe, P, 1947-48
 Begley, Ed, P, 1884
 Begley, Gene, C, 1886
 Behrman, Hank, P, 1949
 Bell, Herman, P, 1932-34
Benard, Marvin, OF, 1995-
 Benjamin, Mike, IF, 1989-95
 Bentley, Jack, P, 1923-27
 Benton, Larry, P, 1927-30
 Benton, Rube, P, 1915-21
 Benzinger, Todd, 1B, 1993-95
 Berenguer, Juan, P, 1986
 Berger, Wally, OF, 1937-38
 Bergman, Dave, IF, 1981-83
 Berly, Jack, P, 1931
 Bernard, Curt, OF, 1900-01
 Berres, Ray, C, 1942-45
 Berry, Joe, IF, 1921-22
 Berryhill, Damon, C, 1997
 Bertell, Dick, C, 1965
 Bescher, Bob, OF, 1914
 Black, Buddy, P, 1991-94
 Blaemire, Rae, C, 1941
 Blanco, Damasco, IF, 1972-74
 Blasingame, Don, IF, 1960-61
 Blattner, Buddy, IF, 1946-48
 Blaylock, Marv, IF, 1950
 Blewitt, Bob, P, 1902
 Blue, Vida, P, 1978-81, 1985-86
 Blume, Clint, P, 1922-23
 Boccabella, John, C, 1974
 Bockus, Randy, P, 1986-88
 Boles, Carl, OF, 1962
 Bolin, Bobby, P, 1961-69
Bonds, Barry, OF, 1993-
 Bonds, Bob, OF, 1968-74
 Bonura, Zeke, IF, 1939
 Boney, Hank, P, 1927
 Booker, Greg, P, 1990
 Boone, Ike, OF, 1922
 Borbon, Pedro, P, 1979
 Bordley, Bill, P, 1980
 Boswell, Andy, P, 1895
 Bottenfield, Kent, 1994
 Bourgeois, Steven, P, 1996
 Bourjos, Chris, OF, 1980
 Bowen, Chick, OF, 1919
 Bowen, Sutherland, P, 1896
 Bowerman, Frank, C, 1900-07
 Bowman, Bob, P, 1941
 Bowman, Ernie, IF, 1961-63
 Bowman, Joe, P, 1934
 Bowman, Roger, P, 1949-52

Boyle, Jack, C, 1892
 Boyle, Jim, C, 1926
 Bradford, Vic, OF, 1943
 Bradley, Tom, P, 1973-75
 Brain, Dave, IF, 1908
 Brainard, Fred, IF, 1914-16
 Brandt, Jackie, OF, 1956, 1958-59
 Brantley, Jeff, P, 1988-1993
 Breining, Fred, P, 1980-83
 Brenly, Bob, C, 1981-1988, 1989
 Brennan, Don, P, 1937
 Bresnahan, Roger, C, 1902-08
 Bressoud, Ed, IF, 1956-61
 Brewer, Jack, P, 1944-46
 Brewington, Jamie, P, 1995
 Bridwell, Al, IF, 1908-11
 Brink, Brad, 1994
 Brock, Chris, 1998-99
 Brodie, Steve, OF, 1902
 Brondell, Ken, P, 1944
 Bross, Terry, P, 1993
 Brouters, Dan, IF, 1904
 Brown, Chris, IF, 1984-87
 Brown, Eddie, IF, 1920-21
 Brown, Jake, OF, 1975
 Brown, Jim, P, 1884
 Brown, Jumbo, P, 1937-42
 Brown, Ollie, OF, 1965-68
 Brown, Willard, C, 1887-89
 Browne, George, OF, 1902-07
 Brummett, Greg, P, 1993
 Bryant, Ron, P, 1967, 1969-74
 Buckeye, Garland, P, 1928
 Buckley, Dick, C, 1890-91
 Budnick, Mike, P, 1946-47
 Buelow, Charlie, IF, 1901
 Burba, Dave, P, 1992-95
 Burda, Bob, IF, 1965-66, 1969-70
 Burgos, Enrique, P, 1995
 Burke, Eddie, OF, 1892-95
 Burke, Frank, OF, 1906
 Burke, John, OF, 1902
 Burkett, Jesse, OF, 1890
 Burkett, John, P, 1987, 1990-94
Burks, Ellis, OF, 1998-
 Burns, George, OF, 1911-21
 Burns, Thomas, OF, 1895
 Burnside, Pete, P, 1955, 1957-58
 Burrell, Frank, C, 1891
 Bush, Joe, P, 1927
 Butler, Brett, OF, 1988-90
 Butler, Frank, OF, 1895
 Byerly, Bud, P, 1959-60

C (108)

Cabell, Enos, IF, 1981
 Cadore, Leon, P, 1924
 Calderone, Sam, C, 1950, 1953
 Caldwell, Mike, P, 1974-76
 Callahan, Jim, OF, 1902
 Calvert, Mark, P, 1983-84
 Camacho, Ernie, P, 1989-90
 Campfield, Sal, P, 1896
Canizaro, Jay, IF, 1996, 99-
 Cantwell, Ben, P, 1927-28, 1937
 Carden, John, P, 1946
 Cardenal, Jose, OF, 1963-64
 Carey, Roger, IF, 1887
 Carlson, Dan, P, 1996-97

Carlton, Steve, P, 1986
 Carpenter, Bob, P, 1940-42, 1946-47
 Carreon, Mark, OF, 1993-96
 Carrick, Bill, P, 1898-1900
 Carrithers, Don, P, 1970-73
 Carsey, Wilfred, P, 1899
 Carter, Blackie, OF, 1925-26
 Carter, Gary, C, 1990
 Carter, Joe, OF, 1998
 Carter, Larry, P, 1992-1993
 Caskin, Ed, IF, 1883-84, 1886
 Castleman, Clydell, P, 1934-39
 Castleman, Foster, IF, 1954-57
 Causey, Cecil, P, 1918-22
 Cepeda, Orlando, IF, 1958-66
 Chagnon, Leon, P, 1935
 Chaplin, James, P, 1928-31
 Chase, Hal, IF, 1919
 Chase, Ken, P, 1943
 Chavez, Nestor, P, 1967
 Cheeves, Virgil, P, 1927
 Chiozza, Lou, IF, 1937-39
 Choate, Don, P, 1960
 Chris, Mike, P, 1982-83
 Cissell, Bill, IF, 1938
 Clapp, John, C, 1883
 Clark, Jack, OF, 1975-84
 Clark, Roy, OF, 1902
 Clark, Watty, P, 1933-34
 Clark, Will, IF, 1986-1993
 Clark, Willie, IF, 1895-97
 Clarke, Artie, C, 1890-91
 Clarke, William H., P, 1894-97
 Clarke, William J., C, 1905
 Clarkson, Arthur, P, 1891
 Clarkson, Bill, P, 1927-28
 Clayton, Royce, IF, 1991-1995
 Cleveland, Elmer, IF, 1888
 Cline, Ty, OF, 1967-68
 Coan, Gil, OF, 1955-56
 Coffman, Dick, P, 1952-53
 Cogan, Dick, P, 1900
 Cohen, Andy, IF, 1926, 1928-29
 Coker, Jim, C, 1963
 Colbert, Craig, C, 1992-1993
 Colcolough, Tom, P, 1899
 Coleman, Joe, P, 1979
 Coles, Darnell, OF, 1991
 Compton, Pete, OF, 1918
 Comstock, Keith, P, 1987
 Connaughton, Frank, IF, 1896
 Connell, Joe, OF, 1926
 Connelly, Bill, P, 1952-53
 Connolly, Joe, OF, 1921
 Connor, Roger, IF, 1883-89, 1891-94
 Constable, Jim, P, 1956-58, 1963
 Consuegra, Sandalio, P, 1957
 Conway, Jack, IF, 1948
 Cook, Dennis, P, 1988-89
 Coombs, Bobby, P, 1943
 Cooney, Jimmy, IF, 1919
 Cooper, Claude, OF, 1913
 Cooper, Mort, P, 1947
 Cooper, Walker, C, 1946-49
 Corcoran, Larry, P, 1885-86
 Corcoran, Tommy, IF, 1907
 Cornell, Jeff, P, 1984
 Cornutt, Terry, P, 1977-78
 Corwin, Al, P, 1951-55
 Cote, Pete, OF, 1926
 Coughlin, Roscoe, P, 1891
 Cramer, Dick, OF, 1883
 Crandall, Del, C, 1964

Crandall, Doc, P, 1908-13
 Crane, Ed, P, 1890
 Crane, Sam, IF, 1890
 Crawford, Pat, IF, 1929-30
 Creek, Doug, P, 1996-97
 Cregan, Pete, OF, 1899
 Critz, Hughie, IF, 1930-35
 Crone, Ray, P, 1957-58
 Cronin, John, P, 1902-03
 Crump, Arthur, OF, 1924
 Cruz, Hector, OF, 1978-79
 Cruz, Jacob, OF, 1996-98
 Cuccinello, Al, IF, 1935
 Cuccinello, Tony, IF, 1940
 Culler, Dick, IF, 1949
 Cumberland, John, P, 1970-72
 Cummings, Jack, C, 1926-29
 Cunningham, Bill, OF, 1921-23
 Curtis, Harry, C, 1907
 Curtis, John, P, 1977-79
 Cvengros, Mike, P, 1922

D (80)

D'Acquisto, John, P, 1973-76
 Dahlen, Bill, IF, 1904-07
 Daily, Ed, OF, 1890
 Daly, George, P, 1909
 Danning, Harry, C, 1932-42
 Dark, Alvin, IF, 1950-56
 Darwin, Danny, P, 1997-98
 Davenport, Claude, P, 1920
 Davenport, Jim, IF, 1958-70
 Davies, George, P, 1893
 Davies, Lloyd, P, 1925-26
 Davis, Chili, OF, 1981-87
 Davis, George S., IF, 1893-1901, 1903
 Davis, George W., OF, 1933, 1935-37
 Davis, Harry, IF, 1895-96
 Davis, Ira, IF, 1899
 Davis, Jim, P, 1957
 Davis, John, IF, 1941
 Davis, Mark, P, 1983-87

Davis, Ron, P, 1988
 Davison, Mike, P, 1969-70
 Dean, Paul, P, 1940-41
 Dean, Wayland, P, 1924-25
 Deasley, Thomas, C, 1885-87
 Decker, Steve, C, 1990-92, 1996
 Deegan, John, P, 1901
 Deer, Rob, OF, 1984-85
 DeJesus, Ivan, IF, 1987
 DeKoning, Bill, C, 1945
 Del Toro, Miguel, P, 1999-
 Delahanty, Jim, IF, 1902
 Delgado, Wilson, IF, 1996-
 DeLucia, Rich, P, 1996-97
 Demaree, Al, P, 1912-13, 1917-18
 Demaree, Frank, OF, 1939-41
 Dempsey, Mark, P, 1982
 Denny, Jerry, IF, 1890-91
 Denzer, Roger, P, 1901
 Deshaies, Jim, P, 1993
 Devine, Jim, P, 1886
 Devine, Mickey, C, 1925
 Devlin, Art, IF, 1904-11
 Devlin, Jim, P, 1886
 Devore, Josh, OF, 1908-13
 DeVormer, Al, C, 1927
 Dewey, Mark, P, 1990, 95-96
 Diaz, Alex, OF, 1998
 Dickshot, John, OF, 1939
 Dickson, Walt, P, 1910
 Diering, Charles, OF, 1952
 Dietz, Dick, C, 1966-71
 DiMaggio, Vince, OF, 1946
 Doheny, Ed, P, 1895-1901
 Dolan, Albert, OF, 1922
 Donahue, Francis, P, 1893
 Donlin, Mike, OF, 1904-08, 1911
 Donnelly, Jim, IF, 1897
 Donohue, Pete, P, 1930-31
 Dooin, Charles, C, 1915-16
 Doolan, Mickey, IF, 1916
 Dorgan, Mike, OF, 1883-87
 Douglas, Phil, P, 1919-22

Giants Long Hitting Streaks

Player	Year	Games
George Davis	1893	33
Charles Hickman	1900	27
Jack Clark	1978	26
Mike Donlin	1908	24
Fred Lindstrom	1930	24
Don Mueller	1955	24
Willie McCovey	1963	24
Joe Moore	1934	23
Alvin Dark	1952	22
Willie McCovey	1959	22
Mel Ott	1937	21
Don Mueller	1954	21
Willie Mays	1954	21
Willie Mays	1957	21
Robby Thompson	1993	21
Joe Moore	1932	20
Willie Mays	1930	20
Jack Clark	1978	19
Willie McGee	1991	19

Downs, Kelly, P, 1986-92
Doyle, Jack, IF, 1892-95, 1898-1902
Doyle, Larry, IF, 1907-16, 1918-20
Dravecky, Dave, P, 1987-89
Dreiseward, Clem, P, 1948
Dressen, Chuck, IF, 1933
Dressler, Rob, P, 1975-76
Driessen, Dan, IF, 1985-86
Drucke, Louis, P, 1909-12
Dubuc, Jean, P, 1919
Duffalo, Jim, P, 1961-65
Duffy, Frank, IF, 1971
Dunn, Jack, P, 1902-04
Dunning, Andy, P, 1891
Dunston, Shawon, IF, 1996, 1998
Durham, Louis, P, 1908-09
Dwyer, Jim, OF, 1978
Dyer, Ben, IF, 1914-15

E (22)

East, Hugh, P, 1941-43
Elliott, Bob, IF, 1952
Elliott, Claude, P, 1904-05
Elliott, Randy, OF, 1977
Embree, Alan, P, 1999-
Emmerich, Bill, P, 1945-46
English, Charlie, IF, 1936
English, Gil, IF, 1931-32
Erickson, Eric, P, 1914
Erickson, Paul, P, 1948
Escobar, Angel, IF, 1988
Estelle, Dick, P, 1964-65
Esterbrook, Tom, IF, 1885-86, 1890
Estes, Shawn, P, 1995-
Etheridge, Bob, IF, 1967, 1969
Evans, Darrell, IF, 1976-83
Evans, LeRoy, P, 1902
Evans, Steve, OF, 1908
Evers, Joe, (NA), 1913
Evers, Walter, OF, 1954
Ewing, John, P, 1891
Ewing, William, IF, 1883-92

F (50)

Falcone, Pete, P, 1975
Faneyte, Rikkert, OF, 1993-1995
Faries, Paul, IF, 1993-94
Farley, Bob, IF, 1961
Farrell, Charles, C, 1894-96
Farrell, Edward, IF, 1925-29
Faul, Bill, P, 1970
Faulkner, Jim, P, 1927-28
Faust, Charlie, P, 1911
Felder, Mike, OF, 1991-92
Feldman, Harry, P, 1941-46
Felix, Harry, P, 1901
Ferguson, George, P, 1906-07
Fernandez, Osvaldo, P, 1996-98
Fields, Jocko, OF, 1892
Filipowicz, Steve, C, 1944-45
Finigan, Jim, IF, 1958
Finley, Bill, OF, 1886
Fischer, Reuben, P, 1941-46
Fisher, Leo, P, 1899
Fisher, Chauncey, P, 1901
Fisher, Don, P, 1945
Fisher, Ed, P, 1959-61
Fisher, Jack, P, 1963
Fitzgerald, John, P, 1958
Fitzgerald, Matty, C, 1906-07
Fitzsimmons, Fred, P, 1925-37
Fleming, Tom, OF, 1899
Fletcher, Art, IF, 1909-20

Florence, Paul, C, 1926
Flynn, Cornelius, P, 1896
Foley, Ray, OF, 1928
Foli, Tim, IF, 1977
Foreman, Frank, P, 1893
Foster, Clarence, OF, 1898-1900
Foster, Elmer, OF, 1888-89
Foster, George, OF, 1969-71
Foster, Oscar, OF, 1896
Foulke, Keith, P, 1997
Fowlkes, Alan, P, 1982
Fox, Charlie, C, 1942
Franks, Herman, C, 1949
Frey, Lonny, IF, 1948
Frey, Steve, 1994-95
Frisbee, Charlie, OF, 1900
Frisch, Frankie, IF, 1919-26
Fromme, Art, P, 1913-15
Fuentes, Tito, IF, 1965-67, 1969-74
Fuller, William, IF, 1892-96
Fullis, Charles, OF, 1928-32

G (81)

Gabler, Frank, P, 1935-37
Gabrielson, Len, OF, 1965-66
Galan, Augie, OF, 1949
Gale, Rich, P, 1982
Gallagher, Al, IF, 1970-73
Ganzel, John, IF, 1901
Garagiola, Joe, C, 1954
Gardella, Al, IF, 1945
Gardella, Danny, OF, 1944-45
Gardner, Art, OF, 1978
Gardner, Billy, IF, 1954-55
Gardner, Mark, P, 1996-
Garibaldi, Bob, P, 1962-63, 1966, 1969
Garner, Phil, IF, 1988
Garoni, Willie, P, 1899
Garrelts, Scott, P, 1982-91
Garrido, Gil, IF, 1964
Gaston, Alex, C, 1920-23
Gearhart, Lloyd, OF, 1947
Gearin, Dinty, P, 1923-24
Gee, Johnny, P, 1944-46
Genewich, Joe, P, 1928-30
Gentry, Harvey, OF, 1954
George, Bill, P, 1887-89
Georgy, Oscar, P, 1938
Gerhardt, Joe, IF, 1885-87
German, Les, P, 1893-96
Gettel, Al, P, 1951
Gettig, Charley, P, 1896-99
Gibbon, Joe, P, 1966-69
Gibson, George, C, 1917-18
Gibson, Russ, C, 1970-72
Gibson, Sam, P, 1932
Giel, Paul, P, 1954-58
Gilbert, Billy, IF, 1903-06
Gilbert, Harold, IF, 1950, 1953
Gilbert, Jack, OF, 1898
Gillespie, Pete, OF, 1883-87
Gladd, Jim, C, 1946
Gladden, Dan, OF, 1983-86
Glasscock, Jack, IF, 1890-91
Gleason, William, IF, 1896-1900
Glenn, Ed, OF, 1898
Glossop, Alban, IF, 1939-40
Gomez, Pat, 1994-95
Gomez, Randy, C, 1984
Gomez, Ruben, P, 1953-58
Gonzalez, Mike, C, 1919-21
Goodson, Ed, IF, 1970-75
Gordon, Sid, OF, 1941-43, 1946-49

Gore, George, OF, 1887-92
Gorman, Tom, P, 1939
Gossage, Rich, P, 1989
Gott, Jim, P, 1985-87
Goulait, Ted, P, 1912
Gowdy, Hank, C, 1910-11, 1923-25
Grady, Mike, C, 1898-1900
Graham, Archibald, OF, 1905
Graham, Jack, IF, 1946
Grant, Eddie, IF, 1913-15
Grant, Mark, P, 1984, 1986-87
Grantham, George, IF, 1934
Grasso, Mickey, C, 1946
Green, David, IF, 1985
Greenfield, Kent, P, 1924-27
Greer, Kenny, P, 1995
Gregg, Hal, P, 1952
Griffin, Francis, IF, 1920
Griffin, Tobias, OF, 1884
Griffin, Tom, P, 1979-81
Grimes, Burleigh, P, 1927
Grissom, Roy, IF, 1920
Grissom, Marv, P, 1946, 1953-58
Groat, Dick, IF, 1967
Groh, Heinie, IF, 1912-13, 1922-26
Grubbs, Tom, P, 1920
Gulden, Brad, C, 1986
Gumbert, Harry, P, 1935-41
Gunderson, Eric, P, 1990-91
Gutierrez, Cesar, IF, 1967, 1969
Guzman, Edwards, IF/C, 1999

H (109)

Haas, Bert, IF, 1949
Hadley, Irving, P, 1941
Haefner, Bill, C, 1928
Hafey, Tom, IF, 1939
Hale, Odell, IF, 1941
Halicki, Ed, P, 1974-80
Hall, Bob, OF, 1905
Hall, Mel, OF, 1996
Haller, Tom, C, 1961-67
Hallitt, Jack, P, 1948
Hamby, Sam, C, 1926-27
Hamilton, Darryl, OF, 1997-98
Hamilton, Steve, P, 1971
Hammaker, Atlee, P, 1982-90
Hands, Bill, P, 1965
Hankinson, Frank, IF, 1883-84
Hannifin, Jack, IF, 1906-08
Hansen, Andy, P, 1944-50
Hardesty, Scott, IF, 1899
Hardy, Francis, P, 1951
Hargesheimer, Al, P, 1980-81
Harper, George, OF, 1927-28
Harrell, John, C, 1969
Harrell, Ray, P, 1945
Harris, Gail, IF, 1955-57
Harris, Vic, IF, 1977-78
Harshman, Jack, P, 1952
Hart, Jim Ray, IF, 1963-73
Hartgraves, Dean, P, 1998
Hartley, Grover, C, 1911-13, 1924-26
Hartley, Walter, OF, 1902
Hartman, Fred, IF, 1898-99
Hartnett, Gabby, C, 1941
Hartung, Clint, P, 1947-52
Haslin, Mickey, IF, 1937-38
Hatfield, Gil, IF, 1887-89
Hausmann, George, IF, 1944-45, 1949
Hawley, Emerson, P, 1900
Hayes, Charlie, IF, 1988-89, 1998-99

Hayworth, Ray, C, 1939
 Healy, Fran, C, 1971-72
 Healy, Francis, C, 1930-32
 Hearn, Bunn, P, 1913
 Hearn, Jim, P, 1950-56
 Heaverlo, Dave, P, 1975-77
 Hegan, Jim, C, 1959
 Heine, William, IF, 1921
 Heintzelman, Tom, IF, 1977-78
 Heise, Bob, IF, 1970-71
 Hemingway, Ed, IF, 1917
 Henderson, Dave, OF, 1987
 Henderson, Ken, OF, 1965-72
 Hendley, Bob, P, 1964-65
 Hendricks, Ed, P, 1910
 Hendricks, Jack, OF, 1902
 Henline, Butch, C, 1921
 Henry, Bill, P, 1965-68
 Henry, Doug, P, 1997
 Henry, Frank, P, 1927-29
 Henry, John, OF, 1890
 Hensley, Chuck, P, 1986
 Herbel, Ron, P, 1963-69
 Herbert, Fred, P, 1915
 Heredia, Gil, P, 1991-92
Hernandez, Livan, P, 1999-
 Hernandez, Roberto, P, 1997
 Herndon, Larry, OF, 1976-81
 Herr, Tom, IF, 1991
 Hershiser, Orel, P, 1998
 Herzog, Charles, IF, 1908-13,
 1916-17
 Hesterfer, Larry, P, 1901
 Heving, Joe, P, 1930-31
 Hiatt, Jack, C, 1965-69
 Hickerson, Bryan, P, 1991-94
 Hickman, Charles, IF, 1900-01
 Higbe, Kirby, P, 1949-50
 Higbee, Mahlon, OF, 1922
 Hill, Carmen, P, 1922
 Hill, Glenallen, OF, 1995-97
 Hill, Marc, C, 1975-80
 Hiller, Chuck, IF, 1961-65
 Hiller, Frank, P, 1953
 Hoelt, Bill, P, 1963, 1966
 Hofman, Bobby, IF, 1949, 1952-57
 Hogan, James, C, 1928-32
 Holke, Walter, IF, 1914-18
 Holland, Al, P, 1979-82
 Holland, Howard, P, 1927
 Holmes, James, OF, 1897
 Hook, Chris, P, 1995-96
 Hornsby, Rogers, IF, 1927
 Hornung, Joe, OF, 1890
 Hosey, Steve, OF, 1992
 Howarth, Jim, OF, 1971-74
 Howe, John, IF, 1890
 Howerton, Bill, OF, 1952
 Hoyt, Waite, P, 1918
 Hubbard, Trinidad, OF, 1996
 Hubbell, Bill, P, 1919-20
 Hubbell, Carl, P, 1928-43
 Hudlin, Willis, P, 1940
 Hudson, Johnny, IF, 1945
 Huenke, Al, P, 1914
 Humphries, John, C, 1883-84
 Hundley, Randy, C, 1964-65
 Hunnefield, Bill, IF, 1931
 Hunt, Ron, IF, 1968-70
 Hunter, Herb, IF, 1916
 Huntzinger, Walter, P, 1923-25

I (3)

Iott, Clarence, P, 1947
 Irvin, Monte, OF, 1949-55
 Ivie, Mike, IF, 1978-81

J (50)

Jablonski, Ray, IF, 1957-58
 Jackson, Jim, OF, 1902
 Jackson, Mike, P, 1992-94
 Jackson, Travis, IF, 1922-36
 Jacobson, Merwin, OF, 1915
 Jahn, Art, OF, 1928
 James, Bernie, IF, 1933
 James, Chris, OF, 1992
 James, Skip, IF, 1977-78
 Jansen, Larry, P, 1947-54
 Javier, Stan, OF, 1996-99
 Jeanes, Ernest, OF, 1927
 Jeffcoat, Mike, P, 1985
 Jensen, Marcus, C, 1996-97
 Johnson, Art, P, 1927
 Johnson, Brian, C, 1997-98
 Johnson, Don, P, 1958
 Johnson, Elmer, OF, 1914
 Johnson, Erik, IF, 1993-94
 Johnson, Frank, OF, 1966-71
 Johnson, Fred, P, 1922-23
 Johnson, Jerry, P, 1970-72
 Johnson, Jim, P, 1970
 Johnson, Tom, P, 1899
 Johnson, Wallace, IF, 1983
 Johnston, Greg, OF, 1979
 Johnston, Jimmy, IF, 1926
Johnstone, John, P, 1997-
 Joiner, Roy, P, 1940
 Jones, Charlie, P, 1893
 Jones, Chris, OF, 1986
 Jones, Chris, OF, 1998
 Jones, Dax, OF, 1996
 Jones, Gordon, P, 1958-59
 Jones, Jim, OF, 1901-02
 Jones, Johnny, P, 1919
 Jones, Sam, P, 1959-61
 Jones, Sheldon, P, 1946-51
 Jones, Sherman, P, 1960
 Jones, Tracy, OF, 1989
 Jonnard, Claude, P, 1921-24
 Jordan, Baxter, IF, 1927
 Jorgensen, John, IF, 1950-51
 Joshua, Von, OF, 1975-76
 Joyce, Bill, IF, 1896-98
 Joyce, Bob, P, 1946
 Judd, Ralph, P, 1929-30
 Juden, Jeff, P, 1996
 Jurak, Ed, IF, 1989
 Jurgas, Bill, IF, 1939-45

K (51)

Kampouris, Alex, IF, 1938-39
 Katt, Ray, C, 1952-57
 Kauff, Benny, OF, 1916-20
 Kaufman, Tony, P, 1929
 Kearney, Bob, C, 1979
 Keefe, Tim, P, 1885-91
 Keeler, Willie, OF, 1892-93, 1910
 Kelleher, Albert, C, 1916
 Kelly, George, IF, 1915-26
 Kelly, Mike (King), C/OF, 1893
 Kennedy, Monte, P, 1946-53
 Kennedy, Terry, C, 1989-91
 Kennedy, William, P, 1902
Kent, Jeff, IF, 1997-

Kerr, Buddy, IF, 1943-49
 Kilduff, Pete, IF, 1917
 Killefer, Red, OF, 1916
 King, Charles, P, 1892-93
 King, Jim, OF, 1958
 King, Lee, OF, 1919-22
 Kingery, Mike, OF, 1990-91
 Kingman, Brian, P, 1983
 Kingman, Dave, IF-OF, 1971-74
 Kinsella, Bob, OF, 1919-20
 Kinsler, (NFL), OF, 1893
 Kirby, LaRue, OF, 1912
 Kirke, Jay, OF, 1918
 Kirkland, Willie, OF, 1958-60
 Klawitter, Al, P, 1909-10
 Kline, Ron, P, 1969
 Klinger, Joe, C, 1927
 Kluttz, Cyde, C, 1945-46
 Knauss, Frank, P, 1895
 Knepper, Bob, P, 1976-80, 1989-90
 Knowles, Jim, IF, 1892
 Kocher, Brad, C, 1915-16
 Koehler, Horace, OF, 1925
 Koenecke, Len, OF, 1932
 Koenig, Mark, IF, 1935-36
 Komminsk, Brad, OF, 1990
 Konikowski, Alex, P, 1948-1951
 Kopf, Wally, IF, 1921
 Koslo, Dave, P, 1941-42, 1946-53
 Kramer, Jack, P, 1950-51
 Krauss, John, P, 1946
 Kress, Ralph, IF, 1946
 Krueger, Ernie, C, 1917
 Krukow, Mike, P, 1983-89
 Kuenn, Harvey, OF, 1961-65
 Kuiper, Duane, IF, 1982-85
 Kutcher, Randy, OF, 1986-87

L (68)

Lacey, Bob, P, 1984
 LaCoss, Mike, P, 1986-91
 Lafata, Joe, IF, 1947-49
 Laga, Mike, IF, 1989-90
 Lajeski, Dick, IF, 1946
 Lampkin, Tom, C, 1995-96
 Lancellotti, Rick, IF/OF, 1986
 Landrith, Hobie, C, 1959-61
 Landrum, Don, OF, 1966
 Lanier, Hal, IF, 1964-71
 Lanier, Max, P, 1952-53
 LaPoint, Dave, P, 1985
 Larker, Norm, IF, 1963
 Larkin, Pat, P, 1983
 Larsen, Don, P, 1962-64
 Laskey, Bill, P, 1982-85, 1986
 Latham, Arlie, IF, 1909
 Latimer, Clifford, IF, 1898
 Lauder, Bill, IF, 1902-03
 Lavelle, Gary, P, 1974-84
 Lawing, Garland, OF, 1946
 Layana, Tim, P, 1993
 Layton, Les, OF, 1948
 Lazzeri, Tony, IF, 1939
 Leach, Freddy, OF, 1929-30
 Leach, Rick, OF, 1990
 Lear, Fred, IF, 1920
 Lee, Roy, P, 1945
 Lee, Thornton, P, 1948
 LeFevre, Al, IF, 1920
 Lefferts, Craig, P, 1987-89
 Leiber, Hank, OF, 1933-38, 1942
 Leiter, Mark, P, 1995-96
 Leitner, George, P, 1901

LeMaster, Johnnie, IF, 1975-85
 LeMay, Dick, P, 1961-62
 Lennon, Bob, OF, 1954
 Leonard, Jeffrey, OF, 1981-88
 Leonard, Mark, OF, 1990-92, 1994-95
 Lerch, Randy, P, 1983-84
 Leslie, Sam, IF, 1929-33, 1936-38
 Lewis, Darren, OF, 1991-95
 Lewis, Mark, IF, 1997
 Liddle, Don, P, 1954-56
 Lindstrom, Fred, IF, 1924-32
 Linzy, Frank, P, 1963, 1965-70
 Littlejohn, Dennis, C, 1978-80
 Littlefield, Dick, P, 1956
 Litton, Greg, IF, 1989-92
 Livingston, Mickey, C, 1947-49
 Livingstone, Jake, P, 1901
 Lobart, Hans, IF, 1915-17
 Lockman, Whitey, IF-OF, 1945, 1947-58
 Loes, Billy, P, 1960-61
 Lohrka, Jack, IF, 1947-51
 Lohrman, Bill, P, 1937-43
 Lombardi, Ernie, C, 1943-47
 Lombardo, Lou, P, 1948
 Long, Dale, IF, 1960
 Loughran, (NFI), C, 1894
 Luby, Hugh, IF, 1944
 Lucas, Charles, P, 1923
 Lucas, Ray, P, 1929-31
 Luque, Dolph, P, 1932-35
 Lynch, Mike, P, 1907
 Lynn, Japhet, P, 1939-40
 Lyons, Denny, IF, 1892
 Lyons, Harry, OF, 1889, 1892-93

M (163)

MacKenzie, Ken, P, 1964
 MacPhee, Waddy, IF, 1922
 Maddox, Garry, OF, 1972-75
 Madjeski, Ed, C, 1937
 Madlock, Bill, IF, 1977-79
 Magee, Bill, P, 1901-02
 Maglie, Sal, P, 1945, 1950-55
 Maguire, Freddy, IF, 1922-23
 Maguire, Jack, OF, 1950-51
 Mahady, Jim, IF, 1921
 Malarkey, Bill, P, 1908
 Malay, Joe, IF, 1933
 Maldonado, Candy, OF, 1986-89
 Mallory, Jim, OF, 1945
 Mancuso, Gus, C, 1933-38, 1942-44
 Mangan, Jim, C, 1956
 Mangum, Leo, P, 1928
 Manlove, Charlie, C, 1884
 Mann, Les, OF, 1927-28
 Manwaring, Kirt, C, 1987-96
 Maranda, Georges, P, 1960
 Marberry, Fred, P, 1936
 Margoneri, Joe, P, 1956-57
 Marichal, Juan, P, 1960-73
 Marquard, Richard, P, 1908-15
 Marshall, Dave, OF, 1967-69
 Marshall, Edward, IF, 1929-32
 Marshall, Jim, IF, 1960-61
 Marshall, Willard, OF, 1942, 1946-49
 Marshall, William, C, 1904
 Martin, Frank, IF, 1899
 Martin, Jerry, OF, 1981
 Martin, Joe, IF, 1936
 Martin, Rennie, P, 1982-84
 Martinez, Dave, OF, 1993-94
Martinez, Ramon, IF, 1998-
 Mason, Don, IF, 1966-70

Mason, Roger, P, 1985-87
 Mathewson, Christy, P, 1900-16
 Mathewson, Henry, P, 1906-07
 Matthews, Gary, OF, 1972-76
 Mattimore, Mike, P, 1887
 Maul, Al, P, 1901
 Maun, Ernie, P, 1924
 Maxwell, Bert, P, 1911
 May, Milt, C, 1980-83
 Maynard, Jim, OF, 1940-43, 1946
 Mayne, Brent, C, 1998-99
 Mayo, Eddie, IF, 1936
 Mays, Carl, P, 1929
 Mays, Willie, OF, 1951-52, 1954-72
 McBride, Algie, OF, 1901
 McCall, John, P, 1954-57
 McCament, Randy, P, 1989-90
 McCardell, Roger, C, 1959
 McCahey, Johnny, IF, 1936-41, 1948
 McCarty, Lew, C, 1916-20
 McCarty, David, IF/OF, 1995-96
 McClellan, Paul, P, 1990
 McCormick, Harry, OF, 1904, 1908-13
 McCormick, Mike F., P, 1956-62, 1967-70
 McCormick, Mike W., OF, 1950
 McCovey, Willie, IF, 1959-73, 1977-80
 McCreery, Tom, OF, 1897-98
 McDaniel, Lindy, P, 1966-68
 McDonald, Jim, OF, 1902
 McDowell, Sam, P, 1972-73
 McGaffigan, Andy, P, 1982-83, 1990
 McGann, Dan, IF, 1902-07
 McGee, Bill, P, 1941-42
 McGee, Willie, OF, 1991-94
 McGinnity, Joe, P, 1902-08
 McGlothen, Lynn, P, 1977-78
 McGowan, Mickey, P, 1948
 McGraw, John, IF, 1902-06
 McKechnie, Bill, IF, 1916
 McKinnon, Alex, IF, 1884
 McLarney, Art, IF, 1932
 McLean, Larry, C, 1913-15
 McMahan, Don, P, 1969-72
 McMahan, John, IF, 1892-93
 McMillan, George, OF, 1890
 McMullen, Hugh, IF, 1925-26
 McNamara, Jim, C, 1992-1993
 McNamara, Tim, P, 1926
 McPartlin, Frank, P, 1899
 McQuillan, Hugh, P, 1922-27
 Mead, Charlie, OF, 1943-45
 Medwick, Joe, OF, 1943-45
 Meekin, Jouett, P, 1894-99
 Melendez, Francisco, IF, 1987-88
 Melton, Cliff, P, 1937-44
 Melvin, Bob, C, 1986-88
 Menefee, John, P, 1898
 Menendez, Tony, 1994
 Mercedes, Luis, OF, 1993
 Mercer, Win, P, 1900
 Merkle, Fred, IF, 1907-16
 Merritt, Howard, OF, 1913
 Mertes, Sam, OF, 1903-06
 Mesa, Jose, P, 1998
 Metzger, Butch, P, 1974
 Metzger, Roger, IF, 1978-80
 Meusel, Emil, OF, 1921-26
 Meyers, John, C, 1909-15
 Middleton, Jim, P, 1917
 Miller, Bruce, IF, 1973-76
 Miller, Jim, IF, 1901
 Miller, Ken, P, 1944

Miller, Roscoe, P, 1902-03
 Miller, Stu, P, 1957-62
 Milligan, Bill, P, 1904
 Milligan, John, C, 1893
 Mills, Willie, P, 1901
 Milne, Pete, OF, 1948-50
 Milner, Eddie, OF, 1987
 Minton, Greg, P, 1975-87
 Mintz, Stephen, P, 1995
 Minutelli, Gino, P, 1993
Mirabelli, Doug, C, 1996-
 Mitchell, Clarence, P, 1930-32
 Mitchell, Kevin, IF, 1987-91
 Mize, Johnny, IF, 1942, 1946-49
 Moffitt, Randy, P, 1972-81
 Monbouquette, Bill, P, 1968
 Monroe, John, IF, 1921
 Montanez, Willie, IF, 1975-76
 Montefusco, John, P, 1974-80
 Monteleone, Rich, 1994
 Monzant, Ramon, P, 1954-58, 1960
 Mooney, Jim, P, 1931-32
 Moore, Al, OF, 1925-26
 Moore, Eddie, IF, 1932
 Moore, Euel, P, 1935
 Moore, Joe, OF, 1930-41
 Moore, Robert, P, 1985
 Morgan, Joe, IF, 1981-82
 Morman, Al, P, 1998
 Morrell, Bill, P, 1930-31
 Morris, John, P, 1972-74
 Moss, Howie, OF, 1942
 Mota, Manuel, OF, 1962
Mueller, Bill, IF, 1996-
 Mueller, Clarence, OF, 1926-27
 Mueller, Don, OF, 1948-57
 Mueller, Ray, C, 1949-50
 Muffett, Billy, P, 1959
 Mulholland, Terry, P, 1986, 1988-89, 1995, 1997
 Mullins, Fran, IF, 1984
 Mungo, Van, P, 1942-43, 1945
 Murakami, Masanori, P, 1964-65
 Murcer, Bobby, OF, 1975-76
 Murphy, Bob, P, 1890
 Murphy, Danny F., IF, 1900-01
 Murphy, Danny J., C, 1892
 Murphy, Frank, OF, 1901
 Murphy, Pat, C, 1887-90
 Murphy, Yale, IF, 1894-97
Murray, Calvin, OF, 1999-
 Murray, Red, OF, 1909-17
 Murray, Rich, IF, 1980, 1983
 Myatt, George, IF, 1938-39
 Myatt, Glenn, C, 1935

N (20)

Nastu, Phil, P, 1978-80
Nathan, Joe, P, 1999-
 Neal, Theophilus, IF, 1905
 Needham, Tom, C, 1908
 Nehf, Art, P, 1919-26
 Nelson, Jack, IF, 1887
 Nelson, Ray, IF, 1901
Nen, Robb, P, 1998-
 Newman, Charlie, OF, 1892
 Newson, Louis, P, 1948
 Nichols, Chet, P, 1928
 Nichols, Roy, IF, 1944
 Nicosia, Steve, C, 1983-84
 Niehoff, Bert, IF, 1918
 Nieman, Bob, OF, 1962
 Nixon, Donell, OF, 1988-1989

Noble, Ray, C, 1951-53
Nokes, Matt, C, 1985
North, Bill, OF, 1979-81
Novoa, Rafael, P, 1990

O (34)

Oberkfell, Ken, IF, 1989
O'Brien, Tom, OF, 1899
Ockey, Walter, P, 1944
O'Connell, Danny, IF, 1957-59
O'Connell, Jimmy, OF, 1923-34
O'Day, Hank, P, 1899
O'Dea, Ken, C, 1939-41
O'Dell, Billy, P, 1960-64
O'Doul, Francis, OF, 1928, 1933-34
Oeschger, Joe, P, 1919
O'Farrell, Bob, C, 1928-32
Ogden, Jack, P, 1918
O'Hagen, Hal, IF, 1902
O'Hara, Bill, OF, 1909
Oliver, Al, IF, 1984
Oliver, Nate, IF, 1968
Oliveras, Francisco, P, 1990-92
O'Malley, Tom, IF, 1982-84
O'Neal, Randy, P, 1990
O'Neil, Mickey, C, 1927
O'Neil, James, OF, 1883
O'Neill, John, C, 1899
Onslow, Jack, C, 1917
Ontiveros, Steve, IF, 1973-76
Orengo, Joe, IF, 1941
Orsino, John, C, 1961-62
Ortiz, Russ, P, 1998-
O'Rourke, Jim, OF, 1885-1904
O'Rourke, Tom, C, 1890
Orr, Dave, IF, 1883
O'Toole, Marty, P, 1914
Ott, Mel, OF, 1926-47
Ouellette, Phil, C, 1986
Oxley, Henry, C, 1884

P (56)

Pagan, Jose, IF, 1959-65
Palmero, Emilio, P, 1915-16
Parker, Rick, OF, 1990-91
Parmelee, LeRoy, P, 1929-35
Patrick, Bronswell, P, 1999
Patterson, John, IF, 1992-95
Patterson, William, IF, 1921
Paulette, Gene, IF, 1911
Pearce, Grayson, IF, 1883
Peel, Homer, OF, 1933-34
Peltier, Dan, IF, 1996
Pena, Jim, P, 1992
Perez, Marty, IF, 1976
Perezchica, Tony, IF, 1988, 1990-91
Perlman, Jon, P, 1987
Perritt, Pol, P, 1915-21
Perry, Gaylord, P, 1962-71
Peterson, Cap, OF, 1962-66
Pettini, Joe, IF, 1980-83
Petty, Charlie, P, 1893
Pfeffer, Fred, IF, 1896
Pfyl, Monte, IF, 1907
Phillely, Dave, OF, 1960
Phillips, Dick, IF, 1962
Phillips, John, P, 1945
Phillips, J.R., IF, 1993-96
Phillips, Mike, IF, 1973-75
Phyle, Bill, P, 1901
Picone, Mario, P, 1947, 1952-54
Pierce, Billy, P, 1962-64
Piez, Charles, OF, 1914

Pignatano, Joe, C, 1962
Pike, Jesse, OF, 1946
Pitlock, Lee, P, 1970
Pittman, Joe, IF, 1984
Planeta, Emil, P, 1931
Plank, Ed, P, 1978-79
Plitt, Norman, P, 1927
Poat, Ray, P, 1947-49
Poetz, Joe, P, 1926
Poland, Hugh, C, 1943
Polli, Lou, P, 1944
Poole, Jim, P, 1996-98
Porter, Ned, P, 1926-27
Portugal, Mark, 1994-95
Powell, Dante, OF, 1997-98
Powers, Les, IF, 1938
Pregenzer, John, P, 1963-64
Price, Joe P., OF, 1928
Price, Joe W., P, 1987-89
Priddy, Bob, P, 1965-66
Pruett, Hub, P, 1930
Pruitt, Ron, C, 1982-83
Puente, Miguel, P, 1970
Puhl, John, OF, 1988-99
Pyle, Ewald, P, 1944-45

Q (2)

Quinones, Luis, IF, 1986
Quisenberry, Dan, P, 1990

R (79)

Rabb, John, C, 1982-84
Rader, Dave, C, 1971-76
Ragan, Pat, P, 1919
Raine, John, OF, 1887
Rajsich, Gary, IF, 1985
Ransom, Jeff, C, 1981-83
Rapp, Earl, OF, 1951
Rapp, Joseph, IF, 1921
Rapp, Pat, P, 1992, 1997
Rariden, Bill, C, 1916-18
Rawlings, Johnny, IF, 1921-22
Raymond, Arthur, P, 1909-11
Reberger, Frank, P, 1970-72
Redmon, Glenn, IF, 1974
Reed, Jeff, C, 1993-95
Reed, Steve, P, 1992, 1998
Reese, Andy, OF, 1927-30
Regan, Joe, OF, 1898
Reid, Jessie, OF, 1987-88
Reidy, Bill, P, 1896
Reitz, Ken, IF, 1976
Remlinger, Mike, P, 1991
Renfro, Marshall, P, 1959
Reusche, Rick, P, 1987-1991
Reyes, Napoleon, IF, 1943-45, 1950
Rhawn, Bobby, IF, 1947-48
Rhodes, Dusty, OF, 1952-59
Riccelli, Frank, P, 1976
Richards, Gene, OF, 1984
Richards, Paul, C, 1933-35
Richardson, Danny, IF, 1884-91
Richardson, Hardy, OF, 1892
Ridzik, Steve, P, 1956-57
Righetti, Dave, P, 1991-1993
Rigney, Bill, IF, 1946-53
Riles, Ernest, IF, 1988-90
Riley, George, P, 1984
Ring, Jimmy, P, 1926
Rios, Armando, OF, 1998-
Ripley, Allen, P, 1980-81
Ripple, Jimmy, OF, 1936-39
Ritter, William, P, 1914-16

Roa, Joe P, 1997
Roach, John, P, 1887
Roberts, Dave, P, 1979
Robertson, Dave, OF, 1912-19
Robertson, Rich, P, 1966-71
Robinson, Craig, IF, 1975-76
Robinson, Don, P, 1987-91
Robinson, Jeff, P, 1984-87
Robinson, John, C, 1902
Rodgers, Andre, IF, 1958-60
Rodin, Eric, OF, 1954
Rodriguez, Felix, P, 1999-
Rodriguez, Jose, IF, 1916-18
Rodriguez, Rich, P, 1997-99
Rodriguez, Rick, P, 1990
Roenicke, Ron, OF, 1985
Roettger, Wally, OF, 1930
Rogers, Kevin, P, 1992-95
Roper, John, P, 1995
Rosario, Jim, OF, 1971-72
Rose, Don, P, 1974
Rosen, Goody, OF, 1946
Rosenberg, Harry, OF, 1930
Ross, George, P, 1918
Rosselli, Joe, P, 1995
Rosso, Frank, P, 1944
Roush, Edd, OF, 1916, 1927-29
Rowland, Mike, P, 1980-81
Rucker, Johnny, OF, 1940-46
Rudolph, Dick, P, 1910-11
Rudolph, Ken, C, 1974, 1977
Rueter, Kirk, P, 1996-
Rufner, Rudy, IF, 1949-50
Rusie, Amos, P, 1890-98
Ryan, Connie, IF, 1942
Ryan, John, IF, 1933-34, 1937-38
Ryan, Rosy, P, 1919-24

S (140)

Sadecki, Ray, P, 1966-69
Sadek, Mike, C, 1973, 1975-81
Sallee, Harry, P, 1916-21
Salveson, Jack, P, 1933-34
Salvo, Manuel, P, 1939
Samford, Ron, IF, 1954
Samuels, Roger, P, 1988
Sanchez, Alex, OF, 1984
Sanchez, Rey, IF, 1998
Sanders, Deion, OF, 1995
Sanderson, Scott, P, 1993
Sanford, Jack, P, 1959-65
Santana, Andres, IF, 1990-1993
Santangelo, F.P., IF/OF, 1999
Sarni, Bill, C, 1956
Sasser, Mackey, C, 1987
Sauer, Hank, OF, 1958-59
Sayles, Bill, P, 1943
Scalzi, Frank, IF, 1939
Scanlon, M.J., IF, 1890
Scarsone, Steve, IF, 1993-96
Schalk, Ray, C, 1929
Schang, Bobby, C, 1915
Schatzeder, Dan, P, 1982
Schauer, Alexander, P, 1913-16
Schemer, Mike, IF, 1945-46
Schenz, Hank, IF, 1951
Schlei, George, C, 1909-11
Schmidt, Bob, C, 1958-61
Schmidt, Frederick, P, 1893
Schoendienst, Red, IF, 1956-57
Schofield, Dick, IF, 1965-66
Schreiber, Hank, IF, 1921
Schriver, William C, 1895

Schroder, Bob, IF, 1965-68
 Schumacher, Hal, P, 1931-42, 1946
 Schupp, Ferdie, P, 1913-19
 Scott, Jack, P, 1922-26
 Scott, Tim, P, 1996
 Sechrist, Theodore, P, 1899
 Seeds, Bob, OF, 1938-40
 Segura, Jose, 1991
 Selbach, Albert, OF, 1900-01
 Servais, Scott, C, 1999
 Service, Scott, P, 1995
 Seward, Frank, P, 1943-44
 Seymour, Cy, OF-P, 1896-1900, 1906-10
 Shafer, Arthur, IF, 1909-13
 Shannon, William, OF, 1906-08
 Shaw, Bob, P, 1964-66
 Sharrott, John, P, 1890-92
 Shay, Danny, IF, 1907
 Shea, Patrick, P, 1921-22
 Sheehan, Dan, IF, 1900
 Sheehan, Jim, C, 1936
 Sheridan, Pat, OF, 1989
 Shinnars, Ralph, OF, 1922-23
 Shipley, Joe, P, 1958-60
 Shore, Ernie, P, 1912
 Shores, Bill, P, 1933
 Sicking, Eddie, IF, 1918-20
 Siebern, Norm, IF, 1967
 Sigsby, Seth, P, 1893
 Slattery, Mike, OF, 1888-89
 Slayback, Albert, IF, 1926
 Sloan, Bruce, OF, 1944
 Smith, Al J., P, 1934-37
 Smith, Al K., P, 1926
 Smith, Alexander, IF, 1901
 Smith, Billy, IF, 1981
 Smith, Chris, IF, 1983
 Smith, Earl, C, 1919-23
 Smith, Elmer, OF, 1900
 Smith, George, A., P, 1916-19
 Smith, George, H., IF, 1901-02
 Smith, Harry, C, 1914-15
 Smith, James, C, 1927

Smith, Jimmy, IF, 1917
 Smith, Mike, OF, 1926
 Smith, Reggie, IF, 1982
 Snider, Duke, OF, 1964
 Snodgrass, Fred, OF, 1908-15
 Snover, Colonel, P, 1919
Snow, J.T., IF, 1997-
 Snyder, Cory, OF, 1992
 Snyder, Frank, C, 1919-26
 Soderstrom, Steve, P, 1996, 1998
 Solomon, Moses, OF, 1923
 Sommers, Pete, C, 1890
 Songer, Don, P, 1927
 Sorensen, Lary, P, 1988
 Sorrell, Bill, IF, 1967
 Sosa, Elias, P, 1972-74
 Southworth, Billy, OF, 1924-26
 Spahn, Warren, P, 1965
 Sparks, Tully, P, 1902
 Speake, Bob, OF, 1958-59
 Speed, Horace, OF, 1975
 Speier, Chris, IF, 1971-77, 1987-89
 Spencer, Daryl, IF, 1952-53, 56-59
 Spencer, George, P, 1950-55
 Spencer, Glenn, P, 1933
 Spencer, Roy, C, 1936
 Spencer, Vern, OF, 1920
 Spilman, Harry, IF, 1986-88
 Spohrer, Al, C, 1928
 Spradlin, Jerry, P, 1999
 St. Claire, Ebba, C, 1954
 Stafford, Bob, OF, 1893-97
 Stafford, Henry, OF, 1916
 Stanek, Al, P, 1963
 Stanky, Eddie, IF, 1950-51
 Starr, Ray, P, 1933
 Statz, Arnold, OF, 1919-20
 Steele, Bob, P, 1918-19
 Steels, James, OF, 1989
 Stember, Jeff, P, 1980
 Stengel, Charles, OF, 1921-23
 Stennett, Rennie, IF, 1980-81
 Stephenson, Joe, C, 1943

Stephenson, John, C, 1969-70
 Stewart, Glen, IF, 1940
 Stock, Milt, IF, 1913-14
 Stone, Steve, P, 1971-72
 Stout, Allyn, P, 1935
 Strain, Joe, IF, 1979-80
 Strang, Sammy, IF, 1901, 1905-08
 Strawberry, Darryl, 1994
 Stroud, Ralph, P, 1915-16
 Stuart, Bill, IF, 1899
 Sularz, Guy, IF, 1980-83
 Sullivan, Mike, P, 1891, 1896-97
 Summers, Champ, OF, 1982-83
 Sunkel, Tom, P, 1941-43
 Surkont, Max, P, 1956-57
 Swabach, Bill, P, 1887
 Swan, Russ, P, 1989-1990
 Swift, Bill, P, 1992-94
 Swigler, Ad, P, 1917

T (46)

Tamargo, John, C, 1978-79
 Tate, Stuart, P, 1989
 Taussig, Don, OF, 1958
 Tavaraz, Julian, P, 1997-99
 Taylor, Bill, OF, 1954-57
 Taylor, Bob, OF, 1970
 Taylor, Jack, P, 1891
 Taylor, Luther, P, 1900-08
 Taylor, Zack, C, 1927
 Tennant, Jim, P, 1929
 Tenney, Fred, IF, 1908-09
 Terry, Bill, IF, 1923-36
 Terwilliger, Wayne, IF, 1955-56
 Tesreau, Charles, P, 1912-18
 Testa, Nick, C, 1958
 Thielman, Henry, P, 1902
 Thomas, Derrel, IF, 1975-77
 Thomas, Fay, P, 1927
 Thomas, Herb, OF, 1927
 Thomas, Valmy, C, 1957-58
 Thomasson, Gary, OF, 1972-77
 Thompson, Fresco, IF, 1926
 Thompson, Gene, P, 1946-47
 Thompson, Henry, IF, 1949-56
 Thompson, Robby, IF, 1986-96
 Thompson, Scot, IF, 1984-85
 Thomson, Bobby, OF, 1946-53, 1957
 Thorpe, Jim, OF, 1913-19
 Thurmond, Mark, P, 1990
 Tiernan, Mike, OF, 1887-99
 Tillman, Rusty, OF, 1988
 Titcomb, Ledell, P, 1887-89
 Tobin, Johnny, OF, 1932
 Tomasic, Andy, P, 1949
 Toms, Tommy, P, 1975-77
 Toney, Fred, P, 1918-22
 Torres, Salomon, P, 1993-95
 Tramback, Stephen, OF, 1940
 Treadway, Thadford, OF, 1944-45
 Trevino, Alex, C, 1985
 Trillo, Manny, IF, 1984-85
 Trinkle, Ken, P, 1943, 1946-48
 Troy, John, IF, 1883
 Tufts, Bob, P, 1981
 Tyson, Ty, OF, 1926-27

U (3)

Uhle, George, P, 1933
 Ulrich, George, IF, 1896
 Uribe, Jose, IF, 1985-92

Giants Long Winning Streaks

Player	Year	Games
Tim Keefe	1888	19
Rube Marquard	1912	19
Mickey Welch	1885	17
Carl Hubbell	1936	16
Jack Sanford	1962	16
Joe McGinnity	1904	14
Christy Mathewson	1909	13
Burleigh Grimes	1927	13
Hooks Wiltse	1904	12
Christy Mathewson	1905	11
Hal Schumacher	1935	11
Sal Maglie	1950	11
Johnny Antonelli	1954	11
Slim Sallee	1917	10
Jesse Barnes	1917	10
Clarence Mitchell	1930	10
Juan Marichal	1966	10
Juan Marichal	1968	10
Vida Blue	1978	10

V (14)

Vail, Mike, OF, 1983
 Valdez, Carlos, P, 1995
 Valdez, Sergio, P, 1995
 Vandenburg, Hy, P, 1937-40
 Van Haltren, George, OF, 1894-1903
 VanLandingham, William, 1994-97
 Van Zandt, P/OF, 1901
 Veltman, Art, C, 1928-29, 1932
 Venable, Max, OF, 1979-83
 Vergez, Johnny, IF, 1931-34
 Virgil, Ozzie, IF, 1966, 1969
 Vizcaino, Jose, IF, 1997
 Voiselle, Bill, P, 1942-47
 Vosberg, Ed, P, 1990

W (75)

Wade, Abraham, OF, 1907
 Wagner, Charles, IF, 1902
 Wagner, Leon, OF, 1958-59, 1969
 Wakefield, Dick, OF, 1952
 Walberg, Rube, P, 1923
 Walker, Bill, P, 1927-32
 Walker, Curt, OF, 1920-21
 Walker, Frank, OF, 1925
 Wall, Joe, C, 1901-02
 Waller, John, P, 1909
 Ward, Colin, P, 1985
 Ward, John, P/IF, 1883-89, 1893-94
 Warner, John, C, 1896-1904
 Warren, Bennie, C, 1946-47
 Washburn, Libe, OF, 1902
 Wasinger, Mark, IF, 1987
 Watkins, George, OF, 1934
 Watson, Allen, P, 1996
 Watson, John, P, 1923-24
 Weatherly, Roy, OF, 1950
 Weaver, Jim, OF, 1989

Webb, Earl, OF, 1925
 Webb, Samuel, P, 1948-49
 Weidman, George, OF-P, 1887-88
 Weimer, Jacob, P, 1909
 Weintraub, Phil, IF, 1933-37, 1944-45
 Welch, Michael, P, 1883-92
 Wellman, Brad, IF, 1982-86
 Welsh, Jimmy, OF, 1928-29
 Wendell, Lew, C, 1915-16
 Werber, Bill, IF, 1942
 Westervelt, Huylar, P, 1894
 Westrum, Wes, C, 1947-57
 Whistler, Lew, IF, 1890-91
 Whitaker, Steve, OF, 1970
 White, Albert, OF, 1947
 White, Bill, IF, 1958
 Whitehead, Burgess, IF, 1936-41
 Whitfield, Terry, OF, 1977-80
 Whitney, Art, IF, 1888-89
 Whitson, Ed, P, 1979-81
 Wicker, Floyd, OF, 1971
 Wilfong, Rob, IF, 1987
 Wilhelm, Hoyt, P, 1952-56
 Wilhoit, Joe, OF, 1917-18
 Wilkins, Rick, C, 1996-97
 Williams, Bernie, OF, 1970-72
 Williams, Charlie, P, 1972-78
 Williams, Davey, IF, 1949-55
 Williams, Frank, P, 1984-86
 Williams, Keith, OF, 1996
 Williams, Matt, IF, 1987-96
 Willoughby, Jim, P, 1971-74
 Wilmot, Walt, OF, 1897-98
 Wilson, Art, C, 1908-13
 Wilson, Artie, IF, 1951
 Wilson, Desi, IF, 1996
 Wilson, Lewis, OF, 1923-25
 Wilson, Neil, C, 1960

Wilson, Parke, C, 1893-99
 Wilson, Ted, OF, 1952-53, 1956
 Wilson, Trevor, P, 1988-95
 Wiltse, George, P, 1904-14
 Winters, Jesse, P, 1919-20
 Wisner, John, P, 1925-26
 Witek, Nick, IF, 1940-43, 1946-47
 Wittig, Johnny, P, 1938-39, 41, 43
 Wohlford, Jim, OF, 1980-82
 Wood, Ted, OF, 1991-1993
 Woodard, Mike, IF, 1985-87
 Woodruff, Pete, OF, 1899
 Worthington, Al, P, 1953-54, 1956-60
 Wright, Roy, P, 1956
 Wrightstone, Russ, IF, 1928
 Wrigley, George, IF, 1899

Y (5)

Yeager, George, C, 1902
 Young, Norman, IF, 1936, 1939-47
 Youngblood, Joel, OF, 1983-88
 Youngs, Ross, OF, 1917-26
 Yvars, Sal, C, 1947-53

Z (7)

Zabala, Adrian, P, 1945-49
 Zacher, Elmer, OF, 1910
 Zanni, Dom, P, 1958-59, 1961
 Zearfoss, Dave, C, 1896-98
 Zimmerman, Heinie, IF, 1916-19
 Zimmerman, Roy, IF, 1945
 Zink, Walt, P, 1921

Note: Bold face indicates player on Giants' 40-man roster as of January 3, 2000.

Giants in the Post-Season

World Series Results

1905 - **GIANTS** beat Philadelphia, four games to one
 1911 - Philadelphia (AL) beat **GIANTS**, four games to two
 1912 - Boston beat **GIANTS**, four games to three (and one tie)
 1913 - Philadelphia (AL) beat **GIANTS**, four games to one
 1917 - Chicago (AL) beat **GIANTS**, four games to two
 1921 - **GIANTS** beat New York (AL), five games to three
 1922 - **GIANTS** beat New York (AL), four games to none (and one tie)
 1923 - New York (AL) beat **GIANTS**, four games to two
 1924 - Washington beat **GIANTS**, four games to three
 1933 - **GIANTS** beat Washington, four games to one

1936 - New York (AL) beat **GIANTS**, four games to two
 1937 - New York (AL) beat **GIANTS**, four games to one
 1951 - New York (AL) beat **GIANTS**, four games to two
 1954 - **GIANTS** beat Cleveland, four games to none
 1962 - New York (AL) beat **GIANTS**, four games to three
 1989 - Oakland beat **GIANTS**, four games to none


League Championship Series Results

1971 - Pittsburgh beat **GIANTS**, three games to one
 1987 - St. Louis beat **GIANTS**, four games to three
 1989 - **GIANTS** beat Chicago (NL), four games to one

Division Series Results

1997 - Florida beat **GIANTS**, three games to none

Minor Leagues



Giants' former No. 1 pick Kurt Ainsworth was selected the organization's top prospect by *Baseball America* after going 5-1 with a 1.08 ERA in his final 8 starts of 1999.

Giants Scouting Directory

Senior Vice President and General Manager	Brian R. Sabean
Vice President and Assistant General Manager	Ned Colletti
Vice President, Player Personnel	Dick Tidrow
Special Assistant to the General Manager	Ron Perranoski
Senior Advisor, Baseball Operations/Director of Arizona Operations	Robert E. Quinn, Sr.
Coordinator of Scouting	Matt Nerland
Coordinator of International Operations	Rick Ragazzo
Executive Assistant, Player Personnel	Karen Sweeney
Assistant, Player Personnel	Jeremy Shelley

SPECIAL ASSIGNMENT SCOUTS

Name	Assignment	Hometown
Joe DiCarlo	Special Assignment/Major League	Ringwood, NJ
Pat Dobson	Major League	San Diego, CA
Doug Mapson	Special Assignment/Western Cross-Checker	Phoenix, AZ
Bo Osborne	Special Assignment	Woodstock, GA
Stan Saleski	Special Assignment/Northern Cross-Checker	Dayton, OH
Paul Turco	Special Assignment/Southern Cross-Checker	Sarasota, FL
Randy Waddill	Major League	Valrico, FL
Tom Zimmer	Special Assignment	St. Petersburg, FL

TERRITORIAL SCOUTS - WESTERN REGION

Name	Territory	Hometown
Dick Cole	Southern California	Costa Mesa, CA
Doug McMillan	Northern California, Nevada	Shingle Springs, CA
Matt Nerland	Greater Bay Area, Northern California	Pleasant Hill, CA
John Shafer	Alaska, Idaho, Montana, North Dakota, Oregon,	Portland, OR
	South Dakota, Washington, Western Canada	
Joe Strain	Colorado, Utah, Wyoming	Englewood, CO
Darren Witteke	Hawaii, Southern California	Laguna Niguel, CA

TERRITORIAL SCOUTS - NORTHERN REGION

Name	Territory	Hometown
Steve Arneri	Illinois, Indiana, Minnesota, Wisconsin	Palatine, IL
John DiCarlo	New Jersey, New York, Pennsylvania	Glenwood, NJ
Bobby Myrick	Kentucky, Western Virginia	Colonial Heights, VA
Stan Saleski	Michigan, Ohio	Dayton, OH
Todd Thomas	Arizona, Iowa, Kansas, Missouri, Nebraska,	Dallas, TX
	Oklahoma, Texas	
Glenn Tufts	New England States/Upper New York	Bridgewater, MA

TERRITORIAL SCOUTS - SOUTHERN REGION

Name	Territory	Hometown
Charlie Gonzalez	Southern Florida	Davie, FL
Tom Korenek	Louisiana, Mississippi, Texas	Houston, TX
Alan Marr	Northern and Central Florida	Sarasota, FL
Bobby Myrick	Maryland, North Carolina, South Carolina,	Colonial Heights, VA
	Virginia, Washington, D.C.	
Lee Elder	Alabama, Georgia, Tennessee	Martinez, GA

INTERNATIONAL OPERATIONS

Rick Ragazzo, Coordinator of International Operations

Name	Territory	Hometown
Mateo Alou	Special Assignment	Santo Domingo, D.R.
Jose Cassino	Panama	Panama City, Panama
Carlos Ramirez	Dominican Republic	Santo Domingo, D.R.
Luis Pena	Mexico	Los Mochis, Sinaloa, Mexico
Bienvenido Sanchez	Dominican Republic	Monticristi, D.R.
Alex Torres	Nicaragua	Managua, Nicaragua
Ciro Villalobos	Venezuela	Maracaibo, Venezuela

Giants Minor League System

Senior Vice President and General Manager	Brian R. Sabean
Vice President and Assistant General Manager	Ned Colletti
Vice President, Player Personnel	Dick Tidrow
Director of Player Development	Jack Hiatt
Special Assistant, Player Development	Joe Amalfitano
Director of Minor League Administration	Bobby Evans
Coordinator of Minor League Hitting	Joe Lefebvre
Special Assistant, Player Personnel	Bobby Bonds
Roving Instructor/Special Assignment	Jim Davenport
Special Assignment	Mateo Alou
Minor League Equipment Manager	Phil Garcia
Minor League Clubhouse Manager	Alan Lee

MINOR LEAGUE AFFILIATES

Fresno Grizzlies (AAA)



Pacific Coast League
Beiden Field
700 Van Ness
Fresno, CA 93721
(559) 264-0795

John Carbray, President/CEO
 Joe Hart, General Manager
 Shane Turner, Field Manager
 Pete Richert, Pitching Coach
 Mike Hart, Coach
 Richard Lembo, Trainer

Shreveport Captains (AA)



Texas League
Fair Grounds Field
P.O. Box 3448
Shreveport, LA 71133-3448
(318) 636-5555

Taylor Moore, President
 Daniel Robinson, General Manager
 Bill Hayes, Field Manager
 Ross Grimsley, Pitching Coach
 Donna Papangellin, Trainer

Bakersfield Blaze (A)



California League
Sam Lynn Park
P.O. Box 10031
Bakersfield, CA 93389
(661) 322-1363

Pat Patton, Principal Owner/President
 Jack Patton, General Manager
 Lenn Sakata, Field Manager
 Steve Renko, Pitching Coach
 Rob Knepper, Trainer

MINOR LEAGUE AFFILIATES *continued*

San Jose Giants (A)



California League
Municipal Stadium
P.O. Box 21727
San Jose, CA 95151
(408) 297-1435

Harry Stavrenos, President
Mark Wilson, General Manager
Keith Comstock, Field Manager
Bert Bradley, Pitching Coach
Rene Velazquez, Trainer

Salem-Keizer Volcanoes (Short Season)



Northwest League
6700 Field of Dreams Way N.E.
Keizer, OR 97307
(503) 390-2225

Jerry Walker, President
& General Manager
Bill Tucker, Co-Owner
Fred Stanley, Field Manager
Trevor Wilson, Pitching Coach
Bert Hunter, Coach
Mark Gruesbeck, Trainer

Arizona (Rookie)



Arizona Summer League
Indian School Park
4415 N. Hayden Rd.
Scottsdale, AZ 85251
(480) 990-0052

TBA, Field Manager
Gabriel Luckert, Pitching Coach
Lemmie Miller, Coach
Jose Arias, Trainer

Santo Domingo Giants (Rookie)



Dominican Summer League
Fuerza Aerea Dominicana
Santo Domingo, DR

Fausto Sosa, Field Manager
Aguedo Vasquez, Pitching Coach
Jesus Lazos, Coach
TBA, Trainer

1999 Giants Organizational Standings

Team	Level	League	W-L	Pos.	GB	Manager
Fresno	AAA	Pacific Coast	73-69	2nd	-0.5	Ron Roenicke
Shreveport	AA	Texas	72-69			Shane Turner
		1st Half	40-29	1st	+5.0	
		2nd Half	32-40	3rd	-8.0	
Bakersfield	A	California	64-76			Keith Comstock
		1st Half	36-34	3rd	-8.0	
		2nd Half	28-42	4th	-16.0	
San Jose	A	California	74-65			Lenn Sakata
		1st Half	38-32	2nd	-6.0	
		2nd Half	37-33	3rd	-7.0	
Salem-Keizer	short-A	Northwest	37-39	3rd	-2.0	Frank Reberger

1999 Organizational Leaders

BATTING TOP 10 (Minimum 346 Plate Appearances)

BATTER	CLUB	AVG	G	AB	R	H	HR	RBI
Crespo, Felipe	FRN	.336	108	372	95	125	23	79
Murray, Calvin	FRN	.334	130	548	122	183	23	73
Woods, Kenny	FRN	.333	120	450	75	150	6	73
Otero, William	SJ	.329	93	389	76	128	10	56
Clark, Douglas	SHR	.320	131	462	73	148	12	64
Mirabelli, Doug	FRN	.313	86	320	63	100	14	51
Summers, John	BAK	.295	111	393	48	116	6	49
Torcatto, Tony	BAK	.294	107	412	49	121	4	57
Leach, Jalal	FRN	.292	113	360	56	105	15	74
Serrano, Sammy	BAK	.282	122	454	55	128	9	80

HOME RUNS		RBI		STOLEN BASES	
Glendenning, Mike	SHR 28	Glendenning, Mike	SHR 99	Murray, Calvin	FRN 42
Canizaro, Jay	FRN 24	Flaherty, Tim	SJ 86	Hill, Steve	BAK 37
Flaherty, Tim	SJ 24	Minor, Damon	SHR 82	Byas, Michael	FRN 32
Crespo, Felipe	FRN 23	Serrano, Sammy	BAK 80	Daeley, Scott	S-K 29
Murray, Calvin	FRN 23	Crespo, Felipe	FRN 79	McDowell, Arturo	BAK 28

TEAM BATTING	AVG	AB	R	H	HR	BB	SO	SB	CS
FRESNO	.294	4700	813	1383	166	460	851	138	57
SHREVEPORT	.250	4510	610	1129	87	482	926	103	62
BAKERSFIELD	.269	4693	675	1262	65	469	1093	184	95
SAN JOSE	.264	4675	709	1233	125	524	1110	133	59
SALEM-KEIZER	.262	2479	406	650	45	298	509	127	51

PITCHING TOP 10 (Minimum 100 IP)

PITCHER	CLUB	W-L	ERA	IP	H	BB	SO
Riley, Michael	SHR	8-3	2.11	111	80	53	107
Esteves, Jake	SHR	14-3	2.93	163	135	40	109
Zerbe, Chad	SHR	8-10	3.23	167	156	43	97
Knoll, Brian	SHR	9-7	3.51	128	117	34	91
Prata, Danny	BAK	9-8	3.60	138	134	51	85
Heckman, Andy	SHR	10-6	4.08	132	142	43	70
Estrella, Luis	SHR	6-5	4.15	102	100	40	78
Dropesa, Eddie	FRN	8-4	4.26	108	118	46	68
Tucker, Ben	SJ	7-9	4.47	111	143	38	77
Jones, Chris	SJ	8-11	4.56	126	115	86	114

WINS		SAVES		STRIKEOUTS	
Patrick, Bronswell	FRN 14	Ozias, Todd	BAK 26	Fultz, Aaron	FRN 147
Esteves, Jake	SHR 14	Davis, Jason	SHR 21	Urban, Jeff	SJ 143
Several Players Tied At	10	Miller, Benji	SJ 20	Patrick, Bronswell	FRN 142
		Bailey, Cory	FRN 18	Jensen, Ryan	FRN 138
		Several Players Tied At	8	Coscia, Tony	BAK 130

TEAM PITCHING	W-L	ERA	H	CG	SHO	SV	HR	BB	SO
FRESNO	71-67	4.82	1277	5	2	29	186	484	1065
SHREVEPORT	71-67	3.70	1156	4	13	39	101	403	826
BAKERSFIELD	63-74	4.78	1295	3	2	32	134	478	904
SAN JOSE	74-63	4.21	1236	2	4	37	68	517	1038
SALEM-KEIZER	35-38	4.92	675	2	1	20	51	314	547

1999 Giants' League Leaders

Pacific Coast League (Fresno)

Cory Bailey	Saves	4th-T	18
Felipe Crespo	Avg.	3rd	.332
	On-base %	1st	.447
	Slugging %	1st	.616
	Runs Scored	4th	98
Calvin Murray	Avg.	2nd	.334
	Stolen Bases	1st	42
	Hits	1st	183
	Runs Scored	1st	122
Bronswell Patrick	Wins	2nd	14
	Innings	5th	164.0
Kenny Woods	Avg.	7th	.324
Team	Avg.	2nd	.294

Texas League (Shreveport)

Michael Byas	Stolen Bases	3rd	31
Jason Davis	Saves	2nd	21
	Games	4th-T	52
Andy Heckman	ERA	5th	4.08
Brian Knoll	ERA	3rd	3.51
Team	ERA	1st	3.67

California League (Bakersfield)

Doug Clark	Avg.	7th	.326
Keith Connolly	Games	4th	54
Tony Coscia	Innings	4th	171.2
Steve Hill	Stolen Bases	4th	39
Todd Ozias	Saves	3rd	26
Danny Prata	ERA	9th	3.91

California League (San Jose)

Chris Jones	Losses	2nd	12
Benji Miller	Saves	4th	20
William Otero	Avg.	4th	.333
Matt Wells	Games	3rd	57
Team	ERA	3rd	4.22

Northwest League (Salem-Keizer)

Vance Cozier	ERA	10th	4.57
Scott Daeley	Stolen Bases	2nd	29
Brian Fields	Saves	3rd-T	8
Micah Holst	Stolen Bases	5th	20
Joe Jester	Runs Scored	1st-T	67
Sean McGowan	Avg.	5th	.335
	Home Runs	3rd	15
	RBI	4th	62
	Hits	5th	86
	Slugging %	2nd	.564
Jerome Williams	Shutouts	1st-T	1

1999 Minor League Honors

PLAYER OF THE YEAR

Pacific Coast League: Calvin Murray OF

IN-SEASON ALL-STAR SQUADS

Joint Triple-A: Cory Bailey RHP
Joel Horlen CCH

Texas League: Nate Bump RHP
Jason Davis LHP
Giuseppe Chiaramonte C
Michael Byas OF
Shane Turner MGR

Joint Double-A: Jason Davis LHP

California League: Doug Clark (BAK) OF
Danny Prata (BAK) RHP
Mike Glendenning (SJ) DH

POST-SEASON ALL-STAR SQUADS

Pacific Coast League: Calvin Murray OF

Texas League: Jason Davis LHP

California League: HONORABLE MENTION
Doug Clark (BAK) OF
Mike Glendenning (SJ) OF
Will Otero (SJ) INF
Todd Ozias (BAK) RHP
Cody Ransom (BAK) INF
Ryan Vogelsong (SJ) RHP

Northwest League: Sean McGowan 1B

USA TODAY'S ORGANIZATIONAL PLAYER OF THE YEAR

Jake Esteves San Jose, Shreveport RHP

HOWE SPORTSDATA ALL-TEEN TEAM

Tony Torcato Bakersfield INF

HOWE SPORTSDATA PITCHERS OF THE WEEK

Pacific Coast League: Ryan Jensen August 30 - September 6

Texas League: Jason Davis April 19-25
Andy Heckman May 17-23
Nate Bump June 21-27
Luis Estrella June 28-July 4
Michael Riley August 23-29

California League: Chad Zerbe (BAK) April 19-25
Keith Connelly (BAK) May 17-23
Tony Coscia (BAK) June 28-July 4
Ryan Vogelsong (SJ) April 19-25
Jake Esteves (SJ) June 7-13
Ben Tucker (SJ) July 12-18
Jeff Urban (SJ) July 19-25

Northwest League: Jerome Williams August 23-29

HOWE SPORTSDATA PLAYERS OF THE WEEK

Pacific Coast League:	Felipe Crespo	May 10-16
	Calvin Murray	August 23-29 August 2-8
Texas League:	Damon Minor	May 17-23
California League:	Doug Clark (BAK)	April 19-25
	Sammy Serrano (BAK)	June 7-13
	William Otero (SJ)	July 19-25
	Tony Zuniga (SJ)	August 2-8
Northwest League:	Ryan Luther	August 23-29

1999 GIANTS PLAYERS OF THE MONTH

April	Fresno:	Steve Connelly	RHP
		Doug Mirabelli	C
	Shreveport:	Jeff Urban	LHP
	Bakersfield:	Doug Clark	OF
	San Jose:	Ryan Vogelsong	RHP
May	Fresno:	Felipe Crespo	OF
		Calvin Murray	OF
	Shreveport:	Damon Minor	1B
	Bakersfield:	Todd Ozias	RHP
	San Jose:	Jake Esteves	RHP
June	Fresno:	Calvin Murray	OF
	Shreveport:	Chris Magruder	OF
	Bakersfield:	Sammy Serrano	C
	San Jose:	Benji Miller	RHP
	Salem-Keizer:	Sean McGowan	1B
	July	Fresno:	Calvin Murray
		Joe Nathan	RHP
Shreveport:		Jake Esteves	RHP
		Damon Minor	1B
Bakersfield:		Cody Ransom	SS
San Jose:		Jeff Urban	LHP
Salem-Keizer:		Ryan Cox	RHP
		Sean McGowan	1B
August	Fresno:	Felipe Crespo	1B
	Shreveport:	Pedro Feliz	3B
		Michael Riley	LHP
	San Jose:	William Otero	2B
		Benji Miller	RHP
	Bakersfield:	Tony Torcato	3B
	Salem-Keizer:	Sean McGowan	1B
		Kurt Ainsworth	RHP

Minor League Coordinators



Joe Amalfitano, Special Assistant, Player Development

Enters his 46th year in professional baseball, 2nd straight season in SF's player development system...returned to Giants' organization in 1999, where he previously played and coached at Major League level...prior to rejoining Giants, was most recently 3rd base coach with Los Angeles Dodgers from 1983-98...has also served as Major League coach for Chicago Cubs (1967-71 and 1978-80), Giants (1972-75), San Diego Padres (1976-77) and Cincinnati Reds (1982)...was named to National League All-Star coaching staff in 1979, '82 and '89...managed parts of 3 seasons with Cubs from 1979-81, compiling overall 66-116 record...was Cubs' interim manager at end of 1979 season, taking over for Herman Franks and finishing with 2-5 mark...also managed last half of 1980 season in Chicago after taking over for Preston Gomez...posted 38-65 mark as manager for entire strike-shortened 1981 season...has appeared in 2 World Series — 1 as player in 1954 with New York Giants and other in 1988 as coach with Dodgers...as player, compiled .244 batting average during 10-year ML career...was infielder for Giants in New York (1954-55) and in San Francisco (1960-61 and 1963)...also played for Houston Astros (1962) and Cubs (1964-67)...graduated from University of Southern California...resides in San Pedro, CA...



Bobby Bonds, Special Assistant, Player Personnel

Begins 20th season with Giants organization...continues in position of special assistant after serving 4 years (1993-96) as Major League club's hitting instructor...responsibilities include being special assignment hitting instructor and special assignment scout as directed by GM Brian Sabean...also served as first base coach for big club (1993-95)...coached 2 home run champions during his tenure (son, Barry Bonds, 45 in 1993 and Matt Williams, 43 in 1994)...under his direction in 1993, Giants finished 1st in NL with .276 average...previously was Indians hitting instructor and 1st base coach from 1984-87...helped Indians lead majors with .284 mark in 1986...originally signed by Giants as free agent in 1964...spent 7 years (1968-74) of his 14-year playing career with San Francisco...was 3-time All-Star (1971 and 1973 in NL and 1975 in AL)...amassed career total 332 home runs, 1,024 RBI, 461 stolen bases and .268 batting average for 8 teams...holds single season ML record for most HRs as lead-off batter in game with 11 in 1973...hit at least 30 homers and collected at least 30 stolen bases in season 5 different times...named 1973 All-Star Game MVP...awarded 3 Gold Gloves (1971, 1973 and 1974)...also played with New York Yankees, California Angels, Chicago White Sox, Texas Rangers, Cleveland Indians, St. Louis Cardinals and Chicago Cubs...was selected to SF's All-Time Team in 1999 through fan balloting...also earned recognition as member of Giant's 1970's All-Decade Team...resides in San Carlos, CA...



Jim Davenport, Roving Instructor/Special Assignment Scout

Enters 36th campaign with Giants' organization, having played, coached and managed at both major and minor league levels...began association with SF as player in 1955, while most recently having been with team since 1993...has held his current position 2 of last 3 years, including 1997 and '99 campaigns...was asked to skipper 1998 Triple-A Fresno in Grizzlies inaugural campaign, piloting squad to Pacific Coast League Southern Division Championship...his most recent stint at Major League level was as Giants' 1st base coach in 1996...managed then triple-A Phoenix during 2nd half of 1995 campaign, after serving as coach at single-A San Jose from 1993-95...prior to SF return, was advance scout with Detroit in 1991-92, and 3rd base coach at Cleveland in 1989 and Philadelphia in 1988...was Giants manager in 1985, after having been 3rd base coach with Giants from 1976-82 and advance scout in 1983-84...had short stint as coach for San Diego in 1974-75...initially remained with Giants organization after his playing career, managing at Phoenix in 1971-73...member of original San Francisco Giants in 1958, was one of baseball's premier third basemen...played 13 years in majors (all with SF) from 1958-70, posting .258 batting average in 1,501 games...won Gold Glove in 1962 and selected to All-Star team that season...voted by fans as third baseman on Giants' 25th Anniversary Dream Team in 1982...was also selected to SF's 1960's All-Decade Team in 1999 by Bay Area media...resides in San Carlos, CA...



Joseph Lefebvre, Coordinator of Minor League Hitting

Enters 4th year as coordinator of minor league hitting duties, after having served as Giants' triple-A hitting coach from 1996-98...spent previous 6 years in Yankees organization, final 4 as minor league roving hitting instructor...served as coach at Albany-Colonie in 1990 and 1993...other minor league coaching positions include Scranton/Wilkes-Barre (1989), Maine (1988) and Reading (1987)...is former outfielder, seeing Major League action with New York Yankees (1980), San Diego Padres (1981-83) and Philadelphia Phillies (1983-86)...first Major League hit was home run off Dave Stieb at Toronto on May 22, 1980...homered in his first 2 Major League games to tie American League record...Yankees' third-round selection in June 1977 draft...named to Eastern League All-Star Team in 1979...attended Eckerd College, where he was All-American and MVP in Division II College World Series as sophomore...resides in Bow, NH...

Fresno Grizzlies



Shane Turner – Manager

Begins his 1st year with triple-A Fresno club in 2000...marks 3rd straight year and 4th time in last 5 seasons he has moved up level in Giants' farm system...guided double-A Shreveport in 1999, single-A San Jose in 1997 and '98, and rookie-level Salem Keizer in 1996...owns overall 213-180 record as skipper in minors...his Shreveport squad finished with 72-69 mark in '99, marking his 4th straight winning campaign...guided San Jose to 1998 California League Championship, earning honors as best Major League managerial prospect for Cal League by *Baseball America*...led single-A club to 83-57 record that year, best in league...defeated High Desert in 1st round playoffs and Rancho Cucamonga to win Cal League Championship, first ever in San Jose's affiliation with San Francisco...was promoted to San Jose prior to 1997 campaign, after making managerial debut with Salem-Keizer in '96...took over rookie club in middle of '96 campaign, replacing Ozzie Virgil, Sr. and leading Volcanoes to 40-36 mark...began coaching career in 1995 at then rookie-level Bellingham...played professionally for 11 years as infielder in minor league systems of Chicago White Sox, Baltimore, San Francisco, Seattle, Philadelphia and New York Yankees...saw action on Major League level with Mariners in 1992, Orioles in 1991 and Phillies in 1988, finishing with lifetime .236 batting average in 56 games...singled in his Major League debut off former Giants pitcher Scott Garrelts...originally selected by Yankees in 6th round of 1985 June draft...attended Cal State-Fullerton, where he finished 9th in nation with 108 hits in 1985...was starting shortstop on Titan's 1984 NCAA Championship team his sophomore year...resides in Sinking Spring, PA...

Pete Richert – Pitching Coach

Joins Giants organization in 2000, bringing vast wealth of pitching knowledge...comes to SF after having been with Oakland Athletics organization from 1988-99, including last 5 seasons as triple-A pitching coach...with 1999 Vancouver entry, helped guide pitching staff to triple-A Championship while pacing PCL in ERA (3.86), saves (43) and shutouts (11)...former southpaw hurler pitched 13 seasons in majors where he compiled career mark of 80-73 with 51 saves and 3.19 ERA in 429 appearances for Los Angeles (1962-64, 1972-73), Washington (1965-67), Baltimore (1968-71), St. Louis (1974) and Philadelphia (1974)...recorded ERA of 2.60-or-less 5 times, while his best campaign came in 1970 when he went 7-2 with 13 saves and 1.96 ERA...made his ML debut April 12, 1962, striking out 1st 6 batters faced — including 4 in 1 inning — to tie 3 ML records...4 years later, April 24, 1966, fanned 7 batters in row...resides in Rancho Mirage, CA...

Mike Hart – Hitting Coach

Begins 2nd year as hitting coach for Grizzlies and his 7th in Giants organization...prior to coming to Fresno, was with double-A Shreveport from 1996-98...managed '98 squad, after serving previous 2 seasons as Captains' hitting coach...began SF coaching career with managerial stops at single-A Burlington (1995) and rookie-league Everett (1994)...managed in Yankees' farm system for 5 years, including Albany-Colonie of Eastern League in 1992-93...managed 2 years in Winter Ball (1995, West Oahu Canefires-Hawaiian Winter League; 1992, Araqua Tigres-Venezuelan Winter League)...other minor league managing stints have included Orioles' affiliates at Newark (1987) and Hagerstown (1988), Phillies' Reading squad (1989), and Yankees' Ft. Lauderdale (1990) and Prince William (1991-92) entries...attended Alma (MI) College and Kalamazoo (MI) Valley Community College...selected by Montreal in 11th round of 1972 June draft...led Florida League in bases on balls with 106 in 1973 and again led Pacific Coast League in walks with 122 in 1979...top switch hitter in American Association in 1978 with .320 average, 19 HRs and 98 RBL...ended minor league career with nearly 1,200 hits...played for Expos, Rangers, Twins, Royals, Orioles, Yankees and White Sox organizations...appeared briefly in majors with Texas in 1980, batting .250 in 4 plate appearances...graduated from Western Michigan University in 1986 with business degree...resides in Naples, FL...

Richard Lembo – Athletic Trainer

Begins 2nd year in organization, 1st with triple-A Fresno...was at single-A San Jose in 1999...previously served dual role from 1996-98 as sports medicine coordinator for University Orthopedics and Sports Medicine, private orthopedic surgeon practice and also during that time was head athletic trainer for Syracuse Smash Professional Lacrosse Franchise...spent 1994-96 seasons as coordinator of rehabilitation/athletic trainer for Chicago Cubs at various minor league levels...rehabilitation trainer and director of fitness for Fitness Forum, Inc. from 1989-94...head athletic trainer for the Empire State Games (baseball division) and 1998 World Games (Team Scotland Lacrosse)...1994 graduate of University of Charleston with B.S. in sports medicine/biology...received his master's in 1996 from Marshall University with degree in exercise physiology/sports medicine...was high school basketball teammate of Giants pitcher John Johnstone at Liverpool (NY) High School...resides in Liverpool, NY...

Triple-A, Pacific Coast League

1999 Regular Season Record: 73-69

Led by Pacific Coast League MVP **Calvin Murray**, Fresno finished the 1999 campaign with a 73-69 mark, falling just a half-game short of the PCL playoffs to the eventual champions, the Salt Lake Buzz. In just two years as a member of the San Francisco Giants' organization, the Grizzlies have posted a 154-131 mark (.540). In 1999, the club finished with a 39-31 record at Beiden Field, to an average of almost 4,500 fans per game.

BATTERS	GI																					
	AVG	G	AB	R	H	TB	2B	3B	HR	RBI	SH	SF	HP	BB	IB	SO	SB	CS	DP	SLG	OBP	E
Byas Michael	.364	5	22	4	8	10	2	0	0	2	0	0	0	5	1	4	2	1	0	.455	.481	0
Campusano, Carlos	.283	16	46	2	13	15	2	0	0	3	0	1	3	2	0	9	0	0	4	.326	.346	3
Canizaro, Jay	.280	105	364	76	102	204	20	2	26	78	2	7	3	49	3	79	16	5	9	.560	.364	15
Crespo, Felipe	.332	112	385	98	128	237	27	5	24	84	5	7	7	78	6	73	17	8	10	.616	.447	13
Delgado, Wilson	.300	57	213	28	64	83	10	3	1	33	3	0	0	18	1	35	4	2	8	.390	.355	15
Faircloth, Chad	.000	1	1	0	0	0	0	0	0	0	0	0	0	0	0	0	0	0	0	.000	.000	0
Guzman, Edwards	.274	90	358	48	98	132	13	0	7	48	4	4	3	17	0	50	6	5	11	.369	.309	26
Leach, Jalal	.293	116	372	58	109	183	19	5	15	75	2	3	0	27	2	67	8	7	8	.492	.338	4
Martinez, Ramon	.325	29	114	13	37	52	7	1	2	17	0	1	0	10	1	17	2	0	2	.456	.376	5
Marval, Raul	.300	97	280	42	84	122	15	1	7	46	9	5	3	16	1	48	2	3	4	.436	.339	18
Mashore, Damon	.262	110	347	62	91	173	20	1	20	69	4	2	4	38	0	98	7	3	15	.499	.340	1
Mayes, Craig	.260	62	169	19	44	65	12	0	3	16	2	1	0	8	1	26	1	1	9	.385	.292	2
Mirabelli, Doug	.313	86	320	63	100	168	24	1	14	51	0	5	1	48	2	56	8	2	6	.525	.398	5
Mueller, Bill	.417	3	12	3	5	7	0	1	0	6	0	1	0	0	0	0	0	0	0	.583	.385	3
Murray, Calvin	.334	130	548	122	183	297	31	7	23	73	4	4	3	49	3	88	42	14	6	.542	.389	6
Rios, Armando	.275	31	109	24	30	45	3	0	4	21	0	0	4	11	0	22	3	1	2	.413	.363	0
Servais, Scott	.273	3	11	3	3	6	1	1	0	2	0	0	0	0	0	1	0	0	0	.545	.273	0
Tavarez, Jesus	.167	2	6	0	1	1	0	0	0	0	0	0	0	0	0	0	0	0	0	.167	.167	0
Torrealba, Yorvit	.254	17	63	9	16	24	2	0	2	10	0	0	2	4	0	11	0	1	2	.381	.319	2
Voigt, Jack	.194	23	67	12	13	22	4	1	1	5	0	1	1	17	0	21	1	0	0	.328	.360	1
Williams, Keith	.282	89	294	46	83	145	23	3	11	50	2	3	2	34	1	50	4	2	8	.493	.357	3
Woods, Ken	.324	124	469	77	152	201	23	4	6	73	2	9	3	33	0	45	19	4	8	.429	.366	27
Young, Travis	.250	26	92	15	23	32	1	1	2	11	1	1	3	9	1	23	3	2	1	.348	.333	1

PITCHERS	GI																				
	W-L	ERA	G	GS	CG	SHO	GF	SV	IP	H	R	ER	HR	SH	SF	HB	BB	IB	SO	WP	BK
Bailey, Cory	2-1	.330	43	0	0	0	39	18	46.1	47	24	17	7	2	0	0	17	0	52	3	1
Connelly, Steve	6-4	5.25	64	0	0	0	20	2	72.0	93	58	42	8	2	2	5	32	3	47	14	1
Corps, Edwin	0-0	3.86	4	0	0	0	3	0	7.0	9	7	3	0	0	0	0	3	0	11	1	0
Crabtree, Robbie	1-4	5.24	22	1	0	0	11	1	34.1	37	23	20	2	0	0	0	10	1	40	3	0
Del Toro, Miguel	4-2	4.42	40	0	0	0	12	0	71.1	76	41	35	11	5	2	6	29	0	71	5	1
Estrella, Luis	0-1	12.34	8	0	0	0	7	0	11.2	23	16	16	4	1	1	0	7	0	5	1	0
Fultz, Aaron	9-8	4.98	37	20	1	0	7	0	137.1	601	87	76	32	3	9	7	51	1	151	11	1
Grilli, Jason	7-5	5.54	19	19	1	0	0	0	100.2	461	69	62	22	2	3	6	39	0	76	3	0
Jensen, Ryan	11-10	5.12	27	27	0	0	0	0	156.1	688	96	89	17	6	6	6	68	1	150	13	0
McMullen, Mike	2-2	4.36	41	0	0	0	13	0	66.0	290	36	32	5	1	1	10	41	2	56	4	2
Nathan, Joe	6-4	4.46	13	13	1	0	0	0	74.2	324	44	37	11	3	1	5	36	0	82	6	1
Oropesa, Eddie	6-5	4.85	21	18	1	0	0	0	102.0	460	69	55	15	3	1	3	49	0	61	13	4
Patrick, Bronswell	14-11	4.88	28	28	1	0	0	0	164.0	719	116	89	33	5	5	3	42	0	142	2	1
Soderstrom, Steve	2-8	6.78	22	13	0	0	3	0	71.2	355	64	54	16	4	4	8	35	0	58	8	0
Tavarez, Julian	0-0	2.25	4	1	0	0	1	0	8.0	30	2	2	1	0	0	1	3	0	9	0	0
Verdugo, Jason	1-0	4.87	9	2	0	0	2	0	20.1	89	14	11	5	0	0	0	9	0	29	1	0
Weber, Ben	2-4	3.34	51	0	0	0	19	8	86.1	358	34	32	6	3	3	5	28	2	67	9	0

Shreveport Captains



Bill Hayes – Manager

Marks his 1st year with Giants and 24th year in professional baseball...came from Colorado Rockies organization, most recently serving as bullpen coach for Major League squad in 1998 and manager at triple-A Colorado Springs in 1999...his '99 Colorado Springs squad finished 2nd in Central Division of Pacific Coast League, posting 66-73 mark...previously managed at double-A New Haven (1996-97), single-A Salem (1995) and single-A Central Valley (1994)...before joining the Rockies, managed 6 seasons in Chicago Cubs chain...managerial career began at Geneva in New York-Penn League in 1988...also managed Maui to Hawaiian Winter League title in 1995...former catcher and 1st-round draft choice (1978), played in Cubs organization from 1978-85 and in 1987, after stint with Royals in 1986...made 2 trips to majors with Cubs, once each in 1980 and '81...led American Association in fielding from 1985-86...resides in Phoenix, AZ...

Ross Grimsley – Pitching Coach

Opens 2nd season with Giants organization in 2000...was also pitching coach at Shreveport in 1999, guiding Captains staff to league-best 3.67 ERA...prior to joining SF farm system, served as coach with Seattle Mariners, Atlanta Braves, Baltimore Orioles and Philadelphia Phillies organizations...former left-hander pitched professionally for 11 seasons for Cincinnati Reds (1971-73), Orioles (1974-77, '82), Montreal Expos (1978-80) and Cleveland Indians (1980)...his managers as player included Sparky Anderson, Earl Weaver and Dick Williams...named top left-hander on *Baseball Digest* 1971 All-Star Rookie Team...pitched in 3 Championship Series (1972, 1973 and 1974), World Series (1972) and All-Star Game (1978)...hurled 2-hitter in Game 4 of '72 NLCS (vs. Pittsburgh) and later won pair of contests in that season's World Series (vs. Oakland)...signed by Montreal as free agent in 1978, later that season becoming Expos' first 20-game winner (and Montreal Player of Year)...finished '78 campaign, going 20-11 with 3.05 ERA...8 times recorded double figures in wins, as he posted overall 124-99 mark with 3.81 ERA in 345 career appearances...his father, Ross, Sr., also pitched in majors...resides in Lutherville, MD...

Donna Papangellin – Athletic Trainer

Is first female trainer in Giants history...returns to Shreveport for 2nd straight season, after spending previous 2 seasons at triple-A Fresno (1998) and Phoenix (1997)...also worked at Shreveport in 1996 and Single-A San Jose in 1995...in '99, was only 1 of 2 female trainers in baseball...was previously 1st and only female trainer at triple-A level...entered professional baseball in 1988 with Fresno Suns, independent club in California League...spent 5 seasons in Texas Rangers minor league organization, including 3 years with Tulsa Drillers of Texas League and 2 years in Florida State League...previously head trainer at L.A. Harbor College in Wilmington, CA...former supervisor of athletic trainers at Sports Medicine Center at Saint Agnes in Fresno, CA...graduate of Long Beach State University with B.A. in physical education and certificate in athletic training...native of San Francisco peninsula...student-athlete at College of San Mateo (CA)...graduate of Carlmont High School in Belmont, CA...resides in Wichita, KS...

Double-A, Texas League

1999 Season Record: 71-69

Shreveport opened the season strong, winning the first half of the campaign with a 40-29 record. However, the second half of 1999 saw the Captains slump as they went 32-40 and finished third in the standings. In the East Division playoffs, the Captains were victorious in the first game, winning 2-1 over Tulsa, but then lost the next three to miss the Texas League Championship.

GI

BATTERS	AVG	G	AB	R	H	TB	2B	3B	HR	RBI	SH	SF	HP	BB	IB	SO	SB	CS	DP	SLG	OBP	E
Byas, Michael	.271	129	487	76	132	143	9	1	0	41	3	0	1	68	0	79	31	15	7	.294	.362	5
Campusano, Carlos	.154	15	39	5	6	13	0	2	1	6	0	0	0	3	0	10	1	0	1	.333	.214	4
Chiaramonte, Giusp.	.246	114	399	54	98	179	20	2	19	74	0	5	6	40	1	88	4	2	5	.449	.320	8
Clark, Douglas	.220	15	50	6	11	17	3	0	1	6	0	0	0	4	0	9	0	0	2	.340	.278	0
Dilone, Juan	.253	112	340	52	86	132	19	6	5	44	0	1	8	46	3	87	11	7	8	.388	.354	4
Faircloth, Chad	.216	23	37	4	8	10	2	0	0	3	0	0	2	0	14	0	0	2	.270	.256	1	
Feliz, Pedro	.253	131	491	52	124	199	24	6	13	77	1	5	3	19	0	90	4	2	18	.405	.282	27
Glendenning, Mike	.264	32	106	14	28	49	6	0	5	19	0	1	1	12	0	30	1	1	2	.462	.342	1
Gulseth, Mark	.228	62	145	13	33	42	6	0	1	17	1	2	0	18	0	26	1	0	6	.290	.309	3
Magruder, Chris	.256	133	476	78	122	169	21	4	6	60	2	3	8	69	4	85	17	12	15	.355	.358	3
Marval, Raul	.250	2	4	0	1	1	0	0	0	0	0	0	0	0	0	1	0	1	0	.250	.250	0
Mendoza, Carlos	.202	111	332	35	67	100	16	4	3	34	8	4	6	36	3	65	1	4	3	.301	.288	24
Minor, Damon	.273	136	473	76	129	230	33	4	20	82	0	3	8	80	6	115	1	0	10	.486	.385	9
Priess, Matthew	.167	5	12	1	2	5	0	0	1	1	0	0	0	1	0	3	0	0	0	.417	.231	1
Ransom, Cody	.122	14	41	6	5	11	0	0	2	4	1	2	1	4	0	22	0	0	0	.268	.208	3
Torrealba, Yovrit	.244	65	217	25	53	77	10	1	4	19	2	2	2	9	0	34	0	2	6	.355	.278	2
Tyler, Josh	.263	105	331	41	87	113	17	0	3	39	3	2	4	30	1	53	14	5	10	.341	.330	21
Young, Travis	.264	108	416	68	110	157	28	2	5	38	7	2	8	33	0	75	16	11	11	.377	.329	15

PITCHERS	W-L	ERA	G	GS	CG	SHO	GF	SV	IP	H	R	ER	HR	SH	SF	HB	BB	IB	SO	WP	BK
Bump, Nate	4-10	3.31	17	17	1	1	0	0	92.1	85	40	34	9	6	0	5	32	0	59	2	0
Chavarria, David	0-1	7.47	10	1	0	0	8	0	15.2	24	22	13	4	0	1	1	9	0	16	5	0
Corps, Edwin	5-4	4.59	24	11	0	0	5	0	84.1	98	54	43	9	4	2	4	29	1	34	5	1
Crabtree, Robbie	3-2	2.56	36	0	0	14	2	63.1	50	21	18	2	0	1	0	18	2	65	3	0	
Davis, Jason	5-1	1.27	52	0	0	38	21	64.0	42	9	9	1	3	0	1	22	1	54	2	2	
Esteves, Jake	8-2	3.63	15	14	0	0	0	0	91.2	76	40	37	7	2	5	4	23	1	53	3	2
Estrella, Luis	6-4	3.02	40	5	0	15	4	92.1	77	33	31	2	2	1	2	33	1	75	7	1	
Heckman, Andy	10-6	4.08	23	23	1	1	0	0	132.1	142	67	60	11	6	5	2	43	1	70	3	0
Joseph, Kevin	0-2	1.42	7	0	0	0	3	0	12.2	8	4	2	0	1	0	1	5	0	16	0	0
Knoll, Brian	9-7	3.51	33	17	1	1	6	1	128.1	117	54	50	15	5	4	11	34	0	91	6	0
Linebrink, Scott	1-8	6.44	10	10	0	0	0	0	43.1	48	31	31	7	0	4	0	14	0	33	1	0
Malloy, Bill	2-0	6.26	17	0	0	0	6	1	27.1	31	20	19	3	0	1	1	15	0	16	2	0
Nathan, Joe	0-1	3.12	2	2	0	0	0	0	8.2	5	4	3	0	1	1	1	7	0	7	2	1
Ricabal, Dan	2-0	4.91	8	0	0	0	6	0	11.0	15	6	6	1	1	0	0	5	0	4	2	0
Riley, Michael	8-3	2.11	30	13	1	1	4	1	111.0	80	35	26	6	2	2	1	53	0	107	2	1
Tucker, Ben	3-3	4.18	18	0	0	0	8	1	28.0	37	19	13	1	4	1	1	12	1	12	1	0
Urban, Jeff	2-7	5.81	14	14	0	0	0	0	69.2	100	54	45	8	5	0	1	19	0	54	3	0
Verdugo, Jason	2-3	3.02	40	0	0	0	22	8	62.2	58	34	21	7	4	4	1	12	0	46	4	2
Vogelsong, Ryan	0-2	7.31	7	7	0	0	0	0	28.1	40	25	23	7	0	1	2	15	0	23	1	1
Zerbe, Chad	1-3	1.96	7	6	0	0	1	0	41.1	32	13	9	2	1	2	3	10	0	16	0	1

Bakersfield Blaze



Lenn Sakata – Manager

Returns for his 2nd year in Giants organization, having managed club's other California League affiliate San Jose Giants in 1999...guided south bay club to 74-65 record in '99, coming with in 1 win of CL title...defeated Modesto in 1st round of playoffs, before dropping finale of 3-game championship series vs. San Bernardino, 2-1...prior to joining Giants farm system, spent previous 4 seasons with Chiba Lotte Marines organization in Japan...served as both minor league manager and major league coach in Japan...previously was coach in California Angels (1991-94) and Oakland Athletics (1988-90) farm systems...in 1988, earned Northwest

League Manager of Year honors while with As Southern Oregon affiliate...native of Hawaii, 11-year Major League veteran saw action with Milwaukee Brewers (1977-79), Baltimore Orioles (1980-85), Oakland (1986) and New York Yankees (1987)...overall, former infielder appeared in 565 games during his Major League career while compiling .230 batting average in 1,289 at-bats...was member of Orioles' 1983 World Championship team, while also going in trivia books as last player to appear at shortstop for Baltimore before Cal Ripken began his record consecutive games streak...resides in Honolulu, HI...

Steve Renko – Pitching Coach

Joins Giants farm system in 2000, working with club's double-A affiliate Shreveport...was previously pitching coach for Milwaukee Brewers' double-A Huntsville team in 1999...has also served as minor league pitching coach with Chicago White Sox (1997-98) and California Angels (1995-96) organizations...former right-hander pitched 15 seasons in majors, logging time with Montreal Expos (1969-76), Chicago Cubs (1976-77), White Sox (1977), Oakland Athletics (1978), Boston Red Sox (1979-80), Angels (1981-82) and Kansas City Royals (1983)...appeared in 451 games overall while posting career 134-146 record with 3.99 ERA...finest season was in 1973 when he went 15-11 with 2.81 ERA, logging 9 complete games and 249.2ip in 36 appearances (34 starts)...originally began professional career as 1st baseman, playing initial 2 minor league seasons at position...played baseball, football and basketball at University of Kansas...as Jayhawks starting quarterback in 1964, was named to 2nd Team, All Big-Eight Conference...was drafted by Oakland Raiders in 15th round of 1966 draft...resides in Leawood, KS...

Rob Knepper – Athletic Trainer

Begins 1st full year with Giants organization in 2000...previously worked 3 years as training staff intern at double-A Shreveport from 1997-99...was also assistant athletic trainer and equipment manager at Bossier Parish Community College in 1999...served as assistant student athletic trainer at Louisiana Tech University from 1995-98...is 1997 graduate of Louisiana Tech University with B.S. in Fitness and Wellness Management...received his Master of Science in Exercise Science in 1998...resides in Shreveport, LA...

Single-A, California League

1999 Season Record: 64-76

Bakersfield continued to improve as it closed its third year of affiliation with the parent Giants. The club's 64-76 mark in 1999 was its best showing since joining the organization. The Blaze saw its first winning mark in the first half of the season, finishing 36-34, but slipped in the second half with a 28-42 mark.

BATTERS	GI																					
	AVG	G	AB	R	H	TB	2B	3B	HR	RBI	SH	SF	HP	BB	IB	SO	SB	CS	DP	SLG	OBP	E
Allen, Jeff	.265	130	480	80	127	195	32	3	10	65	0	4	10	47	0	130	24	5	12	.406	.340	5
Bertrand, Ben	.190	12	21	3	4	5	1	0	0	0	0	0	1	3	0	7	0	0	1	.238	.320	0
Burns, Xavier	.218	80	229	28	50	74	9	3	3	29	0	6	11	19	1	70	10	9	6	.323	.302	23
Campusano, Carlos	.353	14	51	7	18	23	2	0	1	4	0	0	2	1	0	13	2	2	0	.451	.389	5
Clark, Doug	.326	118	420	67	137	191	17	2	11	58	0	0	5	59	4	89	17	10	5	.455	.415	9
Faircloth, Chad	.262	51	145	14	38	52	12	1	0	16	1	2	0	14	1	35	5	4	2	.359	.323	2
Fuentes, Joel	.198	64	162	20	32	37	5	0	0	16	1	2	0	19	0	38	5	1	1	.228	.279	13
Greene, Clay	.257	46	148	19	38	40	2	0	0	17	3	0	1	18	0	44	16	4	2	.270	.341	4
Hill, Steve	.266	135	522	78	139	167	16	6	0	60	10	2	6	40	0	99	39	13	7	.320	.325	37
Luster, Jeremy	.201	52	184	26	37	47	4	3	0	19	0	1	0	22	1	54	9	4	6	.255	.285	5
Mapes, Jake	.176	11	17	3	3	5	2	0	0	3	0	0	0	1	0	7	0	0	0	.294	.222	0
McDowell, Arturo	.222	121	441	66	98	140	16	10	2	37	3	6	11	49	0	140	28	23	1	.317	.312	8
Messner, Jake	.285	55	172	33	49	93	11	6	7	35	0	2	1	16	1	45	2	2	1	.541	.346	1
Niemet, Robert	.263	27	57	7	15	19	4	0	0	7	0	1	4	13	0	9	3	1	3	.333	.427	2
Ransom, Cody	.275	99	356	69	98	155	12	6	11	47	1	1	8	54	0	108	15	8	2	.435	.382	30
Rodriguez, Guilleo	.290	41	93	10	27	35	5	0	1	11	3	2	4	3	0	18	4	0	2	.376	.333	6
Serrano, Sammy	.276	125	463	55	128	187	30	1	9	80	0	6	5	30	1	78	4	6	16	.404	.323	13
Summers, John	.295	114	403	50	119	163	19	2	7	51	0	1	5	40	0	65	2	5	4	.404	.365	13
Torcato, Tony	.291	110	422	50	123	160	25	0	4	58	1	7	3	30	3	67	2	1	6	.379	.338	28

PITCHERS	GI																				
	W-L	ERA	G	GS	CG	SHO	GF	SV	IP	H	R	ER	HR	SH	SF	HB	BB	IB	SO	WP	BK
Bermudez, Manny	5-14	5.99	32	22	1	0	1	0	145.2	183	121	97	8	7	5	18	66	1	65	7	1
Connolly, Keith	7-8	4.34	54	0	0	0	22	3	83.0	61	41	40	8	4	3	8	47	1	95	6	0
Coscia, Tony	10-11	4.51	28	28	1	0	0	0	171.2	186	100	86	25	4	7	15	38	0	133	7	3
Cox, Ryan	1-4	4.86	7	7	0	0	0	0	33.1	46	22	18	6	1	0	1	3	0	30	2	0
Featherstone, Deron	0-0	7.59	6	0	0	0	4	0	10.2	13	17	9	0	0	1	1	17	0	13	4	0
Fields, Brian	2-0	5.80	20	0	0	0	4	1	35.2	43	25	23	7	0	1	0	12	1	22	3	1
Flores, Benito	2-1	3.67	34	6	0	0	7	0	81.0	81	42	33	3	1	2	2	34	2	63	6	0
Horgan, Joe	6-10	5.22	25	19	1	0	1	0	117.1	129	76	68	18	2	2	10	43	0	101	5	2
Huller, Mike	0-0	18.00	1	0	0	0	1	0	1.0	2	2	2	0	0	0	0	2	0	0	1	0
Johnson, Eric	1-0	5.82	17	0	0	0	8	0	21.2	22	14	14	1	0	1	2	21	0	14	1	0
Messner, Jake	0-0	0.00	1	0	0	0	1	0	1.0	0	0	0	0	0	0	0	1	0	0	0	0
Oropesa, Eddie	2-0	3.60	2	1	0	0	0	0	10.0	13	5	4	2	0	0	0	1	0	10	2	0
Ozias, Todd	5-5	2.56	52	0	0	0	49	26	56.1	47	21	16	6	0	2	1	25	1	67	6	0
Prata, Danny	9-9	3.91	27	27	0	0	0	0	142.2	143	80	62	22	2	2	9	54	0	87	6	1
Rajotte, Jason	1-1	5.23	47	0	0	0	22	2	53.1	63	35	31	4	4	4	1	26	1	43	3	0
Rice, Nathan	0-0	22.85	3	0	0	0	1	0	4.1	11	14	11	1	0	0	1	10	0	3	1	0
Travis, Jesse	2-5	8.74	14	9	0	0	0	0	45.1	71	47	44	8	0	2	1	20	0	27	3	0
Valenti, Jon	4-1	5.12	46	0	0	0	13	1	84.1	85	55	48	15	0	8	5	39	1	69	4	1
Wells, Zach	0-0	3.00	4	0	0	0	3	0	6.0	6	4	2	2	0	0	2	1	0	3	0	0
Zerbe, Chad	7-7	3.64	21	21	0	0	0	0	126.0	124	66	51	4	0	5	2	33	0	81	6	0

San Jose Giants



Keith Comstock – Manager

Takes over helm of San Jose club in 2000, marking his 8th season as coach in Giants organization...spent his 1st 5 seasons as pitching coach and last 2 as manager...headed SF's other California League affiliate Bakersfield in 1999, guiding club to 64-76 record which was 15-game improvement from previous season...in managerial debut, earned 1998 Northwest League Manager of Year award at short-season Salem-Keizer...piloted club to league championship by sweeping Boise 3-0...marks return to San Jose after having previously served as pitching coach for club in 1997...during campaign, was selected as pitching coach for the '97 California League All-Star...also served as pitching coach of Burlington 1995-96 and at Everett in 1994...worked 1993 season as pitching coach at rookie-league Scottsdale...pitched professionally for 17 years, working in minor league systems of California Angels, Oakland Athletics, Detroit Tigers, Minnesota Twins, Giants, San Diego Padres and Seattle Mariners, plus 2 seasons with Yomiuri Giants (1985-86) of Japanese League...is San Francisco native, only 5th player to be born in San Francisco and play for San Francisco...originally selected by Angels in 5th round of 1976 January draft...appeared in parts of 5 years in majors, including 1984 (0-0, 8.53 ERA with Minnesota), 1987 (2-0, 2.05 with SF; 0-1, 5.50 with San Diego) and 1989-91 (combined 8-6, 3.07 with Seattle)...his finest season came in 1990 with Seattle, appearing in 60 games while going 7-4 with 2 saves and 2.89 ERA...resides in Scottsdale, AZ...

Bert Bradley – Pitching Coach

Enters 2nd season with Giants organization, having also worked with manager Keith Comstock at Bakersfield in 1999...previously served as pitching coach in Oakland Athletics organization from 1987-98...his stops included single-A Madison (1987-90), double-A Huntsville (1991-92, 1997-98), triple-A Tacoma (1993-94) and single-A West Michigan (1995-96)...has also worked in Dominican Winter League, serving as pitching coach of Licey Tigers in 1992-93...helped guide club to 1993 Caribbean Series Championship...former right-handed hurler, pitched professionally with Oakland (1979-84) and New York Yankees (1985-86)...in 1986 saw Major League action with A's, appearing in 6 contests while logging 0-0 record with 6.48 ERA...resides in Mattoon, IL...

Rene Velazquez – Athletic Trainer

Starts 1st year with Giants organization in 2000...previously worked as training staff intern for Florida Marlins' Brevard County affiliate in 1999...also served as student athletic trainer at Barry University from 1996-99...is 1999 graduate of Barry University with B.S. in Sports Medicine/Athletic Training...is former player, earning all-conference honors as 2nd baseman for Miami Dade Community College in 1996...was captain of Miami Dade team where he played from 1994-96, and later Barry University squad (1996-98)...resides in Miami, FL...

Single-A, California League

1999 Season Record: 75-65

San Jose fell just one run shy of winning its second straight California League Championship. In the final game of the best-of-five series, the Giants lost 2-1 in a game that came down to the last batter of the ninth inning at Municipal Stadium. Despite the loss, since joining the Giants organization in 1988, the San Jose Giants have qualified for post-season play nine times and have appeared in the California League Championship Series four of the last five seasons.

																				GI		
BATTERS	AVG	G	AB	R	H	TB	2B	3B	HR	RBI	SH	SF	HP	BB	IB	SO	SB	CS	DP	SLG	OBP	E
Bazzani, Matt	.237	34	93	18	22	49	4	1	7	12	0	0	1	8	0	29	0	0	1	.527	.304	9
Campusano, Carlos	.310	27	84	13	26	33	2	1	1	7	3	1	4	6	0	15	4	1	1	.393	.379	8
Casper, Brett	.266	121	436	71	116	190	22	2	16	77	4	3	6	96	2	135	20	10	12	.436	.355	7
Cepeda, Ali	.077	9	13	0	1	1	0	0	0	0	0	0	0	0	0	4	0	0	0	.077	.077	0
Daeley, Scott	.222	2	9	1	2	2	0	0	0	0	0	0	0	0	0	2	1	0	0	.222	.222	0
Dean, Mike	.284	23	81	16	23	34	4	2	1	12	1	2	1	11	0	15	13	3	1	.420	.368	6
Flaherty, Tim	.267	132	490	82	131	245	33	3	25	88	0	5	9	69	3	168	11	3	5	.500	.365	18
Glendenning, Mike	.245	104	368	71	90	187	26	1	23	80	0	3	11	71	2	112	7	4	10	.508	.380	3
McKinley, Dan	.226	15	53	7	12	19	2	1	1	3	1	0	1	7	1	13	2	0	1	.358	.328	0
Mcgowan, Sean	.375	2	8	1	3	4	1	0	0	1	0	0	0	0	0	3	0	1	0	.500	.375	0
Melendez, Angel	.222	101	370	32	82	116	17	1	5	41	4	3	9	24	1	100	10	8	13	.314	.283	8
Mota, Pedro	.269	50	171	26	46	66	3	4	3	19	2	2	0	12	1	38	3	7	2	.386	.314	4
Otero, William	.333	96	402	81	134	198	28	3	10	56	1	1	2	37	0	67	20	4	5	.493	.391	11
Pernalete, Marco	.238	99	370	50	88	116	19	0	3	32	5	2	5	30	1	105	10	3	2	.314	.302	23
Priess, Matthew	.229	86	293	35	67	85	11	2	1	28	4	4	2	38	1	38	1	2	11	.290	.318	15
Reynoso, Ismael	.249	79	253	26	63	86	12	1	3	26	6	1	5	12	0	48	12	3	7	.340	.295	15
Tommasini, Kevin	.254	108	382	52	97	136	17	2	6	34	3	1	5	48	1	86	3	12	356	.344	1	
Torrealba, Yorvit	.315	19	73	10	23	32	3	0	2	14	0	1	1	6	0	15	0	0	2	.438	.370	5
Tsoukalas, John	.322	64	208	36	67	111	15	1	9	41	0	0	1	25	2	42	0	1	3	.534	.397	2
Valderrama, Carlos	.256	26	90	12	23	25	2	0	0	12	2	0	0	4	0	19	8	4	1	.278	.287	0
Zuniga, Tony	.270	136	533	82	144	213	33	3	10	66	3	4	13	65	0	89	9	4	8	.400	.361	30

PITCHERS	W-L	ERA	G	GS	CG	SHO	GF	SV	IP	H	R	ER	HR	SH	SF	HB	BB	IB	SO	WP	BK
Andra, Jeff	4-2	4.50	13	7	0	0	0	0	50.0	54	28	25	3	2	2	0	19	1	54	3	1
Bazzani, Matt	0-0	12.00	2	0	0	0	2	0	3.0	7	4	4	3	0	0	0	0	0	1	0	0
Campusano, Carlos	0-0	6.75	1	0	0	0	1	0	1.1	3	1	1	0	0	0	0	0	0	0	0	0
Chavarria, David	0-2	7.58	21	0	0	0	2	0	29.2	43	25	25	2	2	1	3	16	0	26	11	3
Esteves, Jake	6-1	2.01	12	11	1	0	1	1	71.2	59	21	16	1	4	1	2	17	0	56	3	1
Fernandez, Ozzie	0-1	6.00	4	4	0	0	0	0	9.0	6	6	6	1	0	0	2	2	0	5	0	0
Gardner, Mark	1-0	4.50	2	2	0	0	0	0	10.0	10	5	5	0	0	0	1	3	0	13	0	1
Goodrich, Randy	8-8	4.81	38	18	0	0	4	1	136.2	174	95	73	6	5	6	11	34	0	82	6	3
Jones, Chris	8-12	4.61	28	27	0	0	0	0	130.2	121	85	67	5	4	3	6	87	0	118	17	5
Joseph, Kevin	1-2	2.35	20	0	0	0	9	2	30.2	17	9	8	1	3	0	0	13	0	30	2	1
Kiyono, Masashi	2-1	7.46	32	3	0	0	13	0	56.2	87	62	47	5	2	2	3	29	0	31	10	0
Malerich, Will	5-4	4.46	45	0	0	0	14	1	72.2	95	43	36	5	3	2	4	38	1	59	3	0
Malloy, Bill	5-4	4.18	17	13	0	0	1	0	79.2	87	45	37	4	1	0	3	37	0	66	7	4
Messman, Joe	0-0	27.00	2	0	0	0	2	0	1.2	6	5	5	0	0	0	0	3	0	0	3	0
Miller, Benji	3-2	3.02	47	0	0	0	38	20	59.2	53	26	20	3	2	4	1	17	0	61	6	2
Pouirron, Joe	2-0	6.17	14	0	0	0	7	0	23.1	17	18	16	0	2	2	2	32	0	23	8	0
Ramirez, Erasmo	2-0	2.67	31	0	0	0	12	5	57.1	42	18	17	2	2	4	1	8	0	52	2	0
Ricabal, Dan	1-0	4.91	7	0	0	0	5	1	7.1	13	7	4	0	0	0	0	5	0	1	0	0
Santos, Josh	3-6	4.32	13	13	1	0	0	0	66.2	75	47	32	6	2	4	8	29	0	47	2	0
Tavarez, Julian	0-0	0.00	1	1	0	0	0	0	4.0	1	0	0	0	0	0	0	1	0	3	0	0
Tsoukalas, John	0-0	0.00	1	0	0	0	1	0	1.0	0	0	0	0	0	0	0	0	0	0	0	0
Tucker, Ben	4-6	4.57	16	15	0	0	0	0	82.2	106	46	42	7	1	1	12	26	0	65	5	0
Urban, Jeff	8-5	3.76	15	13	0	0	2	0	81.1	78	41	34	7	0	2	4	18	0	89	0	0
Vogelsong, Ryan	4-4	2.45	13	13	0	0	0	0	69.2	37	26	19	3	1	2	3	27	0	86	3	0
Wells, Matt	8-5	3.67	57	0	0	0	24	7	90.2	73	41	37	4	4	8	1	65	0	100	6	0

Salem-Keizer Volcanoes



Fred Stanley – Manager

Named skipper of short-season Salem-Keizer for 2000, marking 1st year with Giants...spent previous 9 seasons with Milwaukee Brewers organization, including most recently as assistant general manager...served previous position from 1996-99, after having been Brewers' director of player development from 1992-96...in 1992, his charges earned prestigious TOPPS Organization of Year Award...was last in uniform in 1991 when he served as infield coach with Brewers...before recent work with Milwaukee, was coordinator of minor league instruction with Seattle Mariners from 1989-90; director of baseball operations with Houston Astros from 1986-88 and director of instruction with Oakland Athletics from 1983-85...former infielder logged 14 seasons in majors with Mariners (1969), Brewers (1970), Cleveland Indians (1972), San Diego Padres (1972), New York Yankees (1973-80) and As (1981-82)...participated in Divisional Championship (1981), 4 League Championship Series (1976-81) and 3 World Series (1976-78)...defensive specialist, batted .216 in 815 Major League games...resides in Scottsdale, AZ...

Trevor Wilson – Pitching Coach

Makes his coaching debut in 2000, after having retired as player following 1999 season...originally 8th round draft pick by San Francisco in 1985, former southpaw hurler pitched 9 seasons in majors while compiling career mark of 41-46 and 3.87 ERA in 169 appearances with Giants (1988-95) and Anaheim Angels (1998)...had career cut short due to arm ailments, sitting out entire 1996 and '97 campaigns before making comeback with Angels in '98...top season in majors was in 1991, going 13-11 with 3.56 ERA in 44 appearances (29 starts) and 202.0 innings pitched...eliminated Los Angeles from NL West race in final start that year, tossing 2-hit, 4-0 shutout victory Oct. 5 at Candlestick...pitched in Yankees minor league system in '99 (3-2 with 3.56 ERA in 19 appearances at triple-A Columbus), after going to Spring Training with San Francisco earlier in year...is Oregon native, having prepped at Oregon City High School and attended Oregon State University...resides in Oregon City, OR...

Bert Hunter – Coach

Returns for 3rd season as coach at Salem-Keizer in 2000...prior to joining Giants, served as coach in Houston Astros system, including at double-A Jackson in 1997...played professionally for 9 seasons with Astros (1985-91) and New York Mets (1992-93) organizations...was originally 2nd round selection by Houston in 1985 draft...resides in Keizer, OR...

Mark Gruesbeck – Athletic Trainer

Returns for 2nd season with Giants organization in 2000...also served as head trainer with Salem-Keizer in 1999...previously worked as athletic trainer at various levels of Detroit Tigers organization, including 1997-98 seasons at single-A Lakeland...received 1998 Florida State League Trainer of the Year award...served as 1996 Hawaii Winter League All-Star trainer...1993 graduate of Central Michigan University with B.S. in Sports Medicine...resides in Lakeland, FL...

Short-Season, Northwest League

1999 Season Record: 37-39

Salem-Keizer, in its third year as the Giant's short-season club, posted a 37-39 record, its first losing season with the organization. The Volcanoes placed third in a tough league that saw them finish just 2.0 games back of first-place.

BATTERS	AVG	G	AB	R	H	TB	2B	3B	HR	RBI	SH	SF	HP	BB	IB	SO	SB	CS	GI				E
																			DP	SLG	OBP		
Capeda, Ali	.250	24	44	9	11	13	2	0	0	5	0	0	0	11	0	15	4	2	1	.295	.400	3	
Cook, Joshua	.241	35	112	16	27	39	9	0	1	16	0	1	5	11	0	24	5	6	2	.348	.333	9	
Cardido, Julio	.264	70	242	36	64	81	10	2	1	28	2	1	4	29	0	44	8	4	3	.335	.351	16	
Daeley, Scott	.246	69	268	42	66	80	12	1	0	22	6	3	1	43	0	29	29	9	3	.299	.349	2	
Grochol, Bryan	.241	28	79	9	19	23	1	0	1	10	0	0	0	7	1	15	2	3	2	.291	.302	0	
Holst, Micah	.289	57	204	37	59	83	8	2	4	28	0	3	3	6	1	32	20	5	1	.407	.315	2	
Jester, Joe	.300	72	263	67	79	124	19	1	8	40	7	2	7	50	3	57	13	6	2	.471	.422	13	
Luster, Jeremy	.219	39	146	22	32	44	7	1	1	14	1	0	3	16	0	48	7	1	0	.301	.309	8	
Luther, Ryan	.300	61	220	34	66	92	12	1	4	38	0	2	9	18	1	35	12	4	5	.418	.373	11	
Mapes, Jake	.172	12	29	2	5	7	2	0	0	4	0	0	1	2	0	11	0	2	0	.241	.250	5	
Mattern, Erik	.220	17	41	11	9	15	1	1	1	6	2	0	4	16	0	9	1	1	1	.366	.475	0	
McGowan, Sean	.335	63	257	40	86	145	12	1	15	62	0	0	1	20	4	56	3	1	6	.564	.385	5	
Messner, Jake	.263	8	19	4	5	8	0	0	1	5	0	0	0	5	0	4	0	0	0	.421	.417	0	
Niemet, Bob	.214	18	56	8	12	13	1	0	0	4	0	0	1	6	0	5	1	2	1	.232	.302	4	
Pene, Ryan	.192	40	125	18	24	35	5	0	2	21	0	0	1	19	1	40	1	0	0	.280	.303	5	
Ransom, Troy	.140	26	50	6	7	12	1	2	0	6	3	1	1	5	0	19	1	2	2	.240	.228	0	
Rodriguez, Guilleo	.254	33	114	16	29	52	5	0	6	34	0	0	3	9	1	28	1	3	2	.456	.325	5	
Turco, Paul	.181	44	116	8	21	24	3	0	0	5	6	0	1	10	0	27	3	1	2	.207	.252	14	
Valderrama, Carlos	.291	40	134	27	39	50	3	1	2	18	3	0	0	12	0	34	17	2	0	.373	.349	2	
Wright, Michael	.270	24	63	14	17	24	4	0	1	7	0	1	2	17	0	12	0	0	2	.381	.434	6	

PITCHERS	W-L	ERA	G	GS	CG	SHO	GF	SV	IP	H	R	ER	HR	SH	SF	HB	BB	IB	SO	WP	BK
Cox, Ryan	2-1	3.15	8	8	0	0	0	0	34.1	39	13	12	1	2	1	1	10	0	20	0	2
Cozier, Vance	5-4	4.57	15	10	0	0	1	0	61.0	61	34	31	4	3	1	2	24	1	46	1	0
Cunningham, Jeremy	0-2	4.70	7	5	0	0	1	1	15.1	25	11	8	0	0	0	1	6	0	13	0	0
Featherstone, Harold	0-1	46.29	4	0	0	0	0	0	2.1	7	12	12	0	0	1	2	6	0	0	1	0
Fields, Brian	2-3	3.12	24	0	0	0	17	8	34.2	30	14	12	5	3	2	1	14	1	38	4	0
Hills, Mark	0-2	6.71	16	7	0	0	1	0	52.1	70	49	39	3	3	3	1	27	0	41	4	1
Huller, Mike	0-0	12.00	3	0	0	0	2	0	3.0	6	5	4	0	0	1	2	3	0	4	1	1
Jimenez, Reinaldo	5-2	5.54	24	0	0	0	4	0	37.1	44	29	23	7	4	2	5	27	0	23	8	2
Johnson, Eric	1-1	7.71	15	1	0	0	3	0	16.1	18	15	14	1	0	0	2	17	0	18	5	1
Lee, Fletcher	2-1	3.11	26	0	0	0	16	5	37.2	33	15	13	3	1	1	2	20	1	34	5	6
Meagher, Brian	3-2	4.88	17	6	0	0	0	0	51.2	56	32	28	2	0	0	4	28	0	41	2	3
Ojeda, Joseph	2-3	6.55	16	0	0	0	3	0	33.0	39	27	24	3	0	2	5	17	1	20	6	1
Pourron, Joe	0-0	11.57	8	0	0	0	5	0	7.0	13	10	9	1	0	2	0	6	0	6	2	0
Sabino, Miguel	1-2	6.44	10	6	0	0	0	0	43.1	48	35	31	5	1	0	3	18	1	29	3	0
Taschner, Jack	3-2	2.51	7	6	0	0	0	0	28.2	26	12	8	1	0	0	0	10	0	36	0	0
Vent, Kevin	2-3	5.03	17	6	0	0	10	3	39.1	44	25	22	4	2	2	1	18	0	31	2	1
Wells, Zach	4-1	3.48	15	0	0	0	6	1	20.2	17	13	8	2	2	2	3	8	0	13	0	0
Williams, Jerome	1-1	2.19	7	7	1	1	0	0	37.0	29	13	9	1	0	1	3	11	0	34	1	0
Yacco, Anthony	0-1	13.15	9	4	0	0	1	1	13.0	16	19	19	1	0	1	5	14	0	12	4	1
Zirelli, Michael	1-4	4.41	25	0	0	0	4	2	51.0	50	31	25	9	0	2	3	17	0	47	6	0

Arizona Giants

Arizona Rookie League

TBA – Manager

At press time, manager for Giants new Arizona rookie-league club had not been named.

Gabriel Luckert - Pitching Coach

Began coaching career in 1999 at short-season Salem-Keizer, guiding young pitching staff...previously pitched for Giants organization in 1997 and '98...was originally signed by Chicago Cubs as non-drafted free agent in 1992...resides in Cubulare, Lara, Venezuela...

Lemmie Miller - Coach

Will open his 1st season with Giants organization in 2000, working with club's new rookie affiliate...was previously with Cincinnati Reds, most recently coaching in 1999 at club's Gulf Coast League entry...worked with players at all levels of farm system, including Reds latin American affiliates in Dominican Republic and Mexico...his coaching experience also includes working with players at junior college, high school and international levels...in addition to instructing at Mexican Baseball Academy in Monterrey, also coached Team USA in 1995 Area Code Games in Seoul, South Korea and Osaka, Japan...played professionally for 12 seasons, reaching majors with Los Angeles Dodgers in 1984 (8 games, 2-for-12, .167)...resides in Hampshire, IL...

Jose Arias - Athletic Trainer

Marks his 1st year in United States with Giants in 2000...previously served 2 years (1997-98) as trainer for club's Dominican Summer League entry in San Pedro...resides in Santo Domingo, DR...

Giants #1 June Draft Picks

1965—Alan Gallagher (IF)	1983—Jeff Robinson (RHP)
1966—Bob Reynolds (RHP)	1984—Alan Cockrell (OF)
1967—Dave Rader (C)	1985—Will Clark (IF)
1968—Gary Matthews (OF)	1986—Matt Williams (IF)
1969—Mike Phillips (IF)	1987—Mike Remlinger (LHP)
1970—John D'Acquisto (RHP)	1988—Royce Clayton (IF)
1971—Frank Riccelli (LHP)	1989—Steve Hosesey (OF)
1972—Rob Dressler (RHP)	1990—Adam Hyzdu (OF)
1973—Johnnie LeMaster (IF)	1991—None
1974—Terry Lee (IF)	1992— Calvin Murray (OF)
1975—Ted Barnicle (LHP)	1993—Steve Soderstrom (RHP)
1976—Mark Kuecker (IF)	1994—Dante Powell (OF)
1977—Craig Landis (IF)	1995—Joe Fontenot (RHP)
1978—Bob Cummings (C)	1996—Matt White (RHP)
1979—Scott Garrelts (RHP)	1997—Jason Grilli (RHP)
1980—Jessie Reid (OF)	1998— Tony Torcato (IF)
1981—Mark Grant (RHP)	1999— Kurt Ainsworth (RHP)
1982—Steve Stanicek (IF)	

2000 Giants Minor League Players

ADAMES, Martin

RHP

Born: July 25, 1980, Santo Domingo, DR

Resides: Villa Mella, Santo Domingo, DR

Bats: Right

Throws: Right

Height: 6-1

Weight: 185

How Obtained: Signed by John Dipuglia and Carlos Ramirez as non-drafted free agent, March 20, 1998.

First Pro Year: 1998

Year	Club	W-L	ERA	G	GS	CG	SHO	SV	IP	H	R	ER	HR	HB	BB	SO	WP	BK
1998	DSL-Giants	3-7	4.57	13	10	1	0	0	61.0	64	41	31	6	9	20	43	4	0
1999	DSL-Giants	1-10	5.83	23	12	2	0	3	66.1	77	60	43	6	6	38	40	8	1
Minor League Totals		4-17	5.23	36	22	3	0	3	127.1	141	101	74	12	15	58	83	12	1

ALLEN, Jeffrey Todd (Jeff)

OF

Born: June 8, 1976, Newton, NJ

Resides: Walnut Creek, CA

Bats: Right

Throws: Right

Height: 6-1

Weight: 190

How Obtained: Giants #15 selection in June, 1998 Draft. Signed by Mike Keenan.

First Pro Year: 1998

Graduated from Downers Grove (IL) North High School...attended Illinois St. University...single.

Year	Club	AVG	G	AB	R	H	2B	3B	HR	RBI	SH	SF	HP	BB	SO	SB	CS	E
1998	Salem-Keizer	.293	60	215	47	63	10	5	11	47	1	2	5	33	64	10	5	1
1999	Bakersfield	.265	130	480	80	127	32	3	10	65	0	4	10	47	130	24	5	5
Minor League Totals		.273	190	695	127	190	42	8	21	112	1	6	15	80	194	34	10	6

ANDRA, Jeffrey Louis (Jeff)

LHP

Born: September 9, 1975, Shawnee Mission, KS

Resides: Lenexa, KS

Bats: Left

Throws: Left

Height: 6-5

Weight: 210

How Obtained: Giants #3 selection in June, 1997 Draft. Signed by Todd Thomas.

First Pro Year: 1997

Graduated from Shawnee Mission (KA) Northwest High School...graduated from University of Oklahoma (B.A. in business management)...single.

Year	Club	W-L	ERA	G	GS	CG	SHO	SV	IP	H	R	ER	HR	HB	BB	SO	WP	BK
1997	Salem-Keizer	3-1	2.03	8	8	0	0	0	44.1	39	21	10	3	1	10	58	4	0
	San Jose	1-4	6.98	6	6	0	0	0	29.2	36	25	23	2	4	11	29	2	2
1998	San Jose	8-2	3.32	15	15	2	1	0	86.2	75	36	32	2	2	28	80	5	1
1999	San Jose	4-2	4.50	13	7	0	0	0	50.0	54	28	25	3	0	19	54	3	1
Minor League Totals		16-9	3.84	42	36	2	1	0	210.2	204	110	90	10	7	68	221	14	4

BASTARDO, Jose D.

LHP

Born: June 25, 1981, San Pedro de Macoris, DR

Resides: San Pedro de Macoris, DR

Bats: Left

Throws: Left

Height: 6-2

Weight: 180

How Obtained: Signed by Rick Ragazzo as non-drafted free agent, Nov. 19, 1997.

First Pro Year: 1998

Year	Club	W-L	ERA	G	GS	CG	SHO	SV	IP	H	R	ER	HR	HB	BB	SO	WP	BK
1998	DSL-Giants	0-4	5.19	14	8	0	0	1	43.1	37	31	25	2	1	42	28	3	1
1999	DSL-Giants	2-4	7.49	27	0	0	0	0	33.2	36	39	28	3	6	39	39	11	0
Minor League Totals		2-8	6.19	41	8	0	0	1	77.0	73	70	53	5	7	81	67	14	1

BAZZANI, Michael Matthew (Matt)**C****Born:** September 17, 1973, Burlingame, CA**Resides:** Foster City, CA**Bats:** Right**Throws:** Right**Height:** 6-0**Weight:** 205**How Obtained:** Signed by Giants as free agent, March 5, 1999.**First Pro Year:** 1994

Attended University of California-Berkeley...originally #15 selection by Boston in June, 1994 draft...loaned by Red Sox to Bakersfield, Aug. 9-Sept. 24, 1996...released by Red Sox, May 15, 1998...signed by independent Reno, May 1998...signed by independent Lafayette, July 1998...single.

Year	Club	AVG	G	AB	R	H	2B	3B	HR	RBI	SH	SF	HP	BB	SO	SB	CS	E
1994	GCL-Red Sox	.193	30	83	7	16	3	3	1	9	0	2	3	4	19	1	0	7
1995	Michigan	.116	29	69	8	8	5	0	0	6	4	0	2	11	28	1	0	3
	Utica	.243	29	74	15	18	4	3	3	17	3	0	6	4	17	1	0	3
1996	Sarasota	.270	12	37	5	10	1	1	1	4	0	0	2	2	6	0	0	0
	GCL-Red Sox	.400	11	25	7	10	5	0	1	3	0	0	2	3	4	0	0	1
	Bakersfield	.203	20	69	5	14	3	0	2	8	0	1	1	7	21	0	0	5
1997	Sarasota	.195	58	169	21	33	5	0	6	18	5	2	8	11	51	4	2	9
1998	Sarasota	.200	2	5	0	1	0	1	0	1	0	0	0	0	3	0	0	0
	Reno	.333	28	96	16	32	7	0	3	19	0	0	2	7	22	1	1	2
	Lafayette	.192	25	73	11	14	4	0	1	6	0	0	4	6	26	0	0	3
1999	San Jose	.237	34	93	18	22	4	1	7	12	0	0	1	8	29	0	0	9
Minor League Totals		.224	278	793	113	178	41	9	25	103	12	5	31	63	226	8	3	42

BERMUDEZ, Manuel**RHP****Born:** December 15, 1976, Walnut Creek, CA**Resides:** Antioch, CA**Bats:** Right**Throws:** Right**Height:** 6-1**Weight:** 170**How Obtained:** Giants #9 selection in June, 1995 Draft. Signed by Doug McMillan.**First Pro Year:** 1995

Graduated from Antioch (CA) High School in 1995...named Howe Sportsdata's California League Pitcher of Week April 2-12, 1998...single.

Year	Club	W-L	ERA	G	GS	CG	SHO	SV	IP	H	R	ER	HR	HB	BB	SO	WP	BK
1995	Bellingham	1-2	3.81	13	13	0	0	0	56.2	51	28	24	3	2	25	39	4	1
1996	Burlington	10-9	4.39	26	26	1	1	0	135.1	119	73	66	13	7	73	95	7	1
1997	San Jose	2-6	6.75	9	9	2	0	0	44.0	61	35	33	4	1	22	27	5	2
	Bakersfield	8-8	4.90	19	18	1	0	0	112.0	121	69	61	12	4	41	71	6	8
1998	San Jose	7-11	4.64	24	24	1	0	0	139.2	161	82	72	10	4	44	87	8	0
	Shreveport	0-4	7.56	5	4	1	0	0	25.0	33	23	21	6	3	11	16	1	1
1999	Bakersfield	5-14	5.99	32	22	1	0	0	145.2	183	121	97	8	18	66	65	7	1
Minor League Totals		33-54	5.11	128	116	7	1	0	658.1	729	431	374	56	39	282	400	38	14

BERTRAND, Benjamin M. (Ben)**C****Born:** August 5, 1975, The Dalles, OR**Resides:** Hillsboro, OR**Bats:** Right**Throws:** Right**Height:** 6-0**Weight:** 195**How Obtained:** Signed by John Shafer as non-drafted free agent, May 18, 1998.**First Pro Year:** 1998

Attended Oregon State University...single.

Year	Club	AVG	G	AB	R	H	2B	3B	HR	RBI	SH	SF	HP	BB	SO	SB	CS	E
1998	Salem-Keizer	.105	8	19	0	2	1	0	0	1	0	0	0	3	8	0	0	0
	San Jose	.196	13	46	3	9	3	0	0	3	0	0	0	3	13	0	0	0
1999	Bakersfield	.190	12	21	3	4	1	0	0	0	0	0	1	3	7	0	0	0
Minor League Totals		.174	33	86	6	15	5	0	0	4	0	0	1	9	28	0	0	0

BLOSSER, Gregory Brent (Greg)**OF****Born:** June 26, 1971, Bradenton, FL**Resides:** Sarasota, FL**Bats:** Left**Throws:** Left**Height:** 6-3**Weight:** 215**How Obtained:** Signed as free agent, January 20, 2000**First Pro Year:** 1989

Graduated from Sarasota (FL) High School in 1989, where he led Sailors to state and national championships with 32-1 record...originally #1 selection (16th pick overall) by Boston in June, 1989 Draft...granted free agency, Oct. 16, 1995...signed by Baltimore, Nov. 1, 1995...released by Orioles, June 10, 1996...signed by Tampa Bay, Dec. 18, 1996...loaned by Devils Rays to Texas, June 19-Sept. 11, 1997...granted free agency, Oct. 16, 1998...played in Japan in 1999...has 2 children (Brandon, Nov. 27, 1992, and Bobbi Lynn, Oct. 15, 1990).

Year	Club	AVG	G	AB	R	H	2B	3B	HR	RBI	SH	SF	HP	BB	SO	SB	CS	E
1989	GCL-Red Sox	.288	40	146	17	42	7	3	2	20	0	2	1	25	19	3	0	4
	Winter Haven	.255	28	94	6	24	1	1	2	14	0	1	1	8	14	1	0	4
1990	Lynchburg	.282	119	447	63	126	23	1	18	62	0	1	1	55	99	5	4	14
1991	New Britain	.217	134	452	47	98	21	3	8	46	0	4	1	63	114	9	4	11
1992	New Britain	.242	129	434	59	105	23	4	22	71	0	3	1	64	122	0	2	7
1993	Pawtucket	.228	130	478	66	109	22	2	23	66	1	4	2	58	139	3	3	7
	Boston	.071	17	28	1	2	1	0	0	1	0	0	0	2	7	1	0	0
1994	Boston	.091	5	11	2	1	0	0	0	1	0	0	0	4	4	0	0	3
	Pawtucket	.260	97	350	52	91	21	1	17	54	0	1	0	44	97	11	3	9
1995	Pawtucket	.200	17	50	5	10	0	0	1	4	0	1	0	5	13	0	0	4
	Trenton	.246	49	179	25	44	13	0	11	34	1	3	0	13	42	3	2	0
1996	Rochester	.235	38	115	11	27	6	1	2	12	0	0	0	12	29	2	1	2
1997	St. Petersburg	.312	52	189	40	59	9	2	12	32	0	2	0	35	42	7	9	2
	Oklahoma City	.303	54	178	33	54	11	1	12	27	0	2	0	27	46	6	2	1
1998	Durham	.253	115	371	78	94	23	0	25	72	1	6	2	73	114	10	5	7
1999	JCL-Saitama	.198	—	96	—	19	—	—	3	9	—	—	—	19	32	—	—	—
Minor League Totals		.254	1002	3483	502	883	180	19	155	514	3	30	9	482	890	60	35	75
Japan Totals		.198	—	96	—	19	—	—	3	9	—	—	—	19	32	—	—	—
M.L. Totals		.077	22	39	3	3	1	0	0	2	0	0	0	6	11	1	0	3

BRAZOBAN, Wascar**IF****Born:** July 5, 1981, Villa Mella, Santo Domingo, DR**Resides:** Santo Domingo, DR**Bats:** Right**Throws:** Right**Height:** 5-11**Weight:** 190**How Obtained:** Signed by John Dipuglia and Carlos Ramirez as non-drafted free agent, March 20, 1998.**First Pro Year:** 1998

Year	Club	AVG	G	AB	R	H	2B	3B	HR	RBI	SH	SF	HP	BB	SO	SB	CS	E
1998	DSL-Giants	.174	39	144	22	25	2	2	0	7	1	1	5	14	16	10	3	—
1999	DSL-Giants	.182	34	88	11	16	5	0	0	3	0	0	0	14	15	1	2	—
Minor League Totals		.177	73	232	33	41	7	2	0	10	1	1	5	28	31	11	5	—

CABRERA, Leonel**IF****Born:** January 10, 1981, Palengue, DR**Resides:** Santo Domingo, DR**Bats:** Right**Throws:** Right**Height:** 6-1**Weight:** 165**How Obtained:** Signed by John Dipuglia as non-drafted free agent, May 20, 1998.**First Pro Year:** 1998

Year	Club	AVG	G	AB	R	H	2B	3B	HR	RBI	SH	SF	HP	BB	SO	SB	CS	E
1998	DSL-Giants	.226	37	106	8	24	4	1	0	4	2	0	4	8	20	1	1	—
1999	DSL-Giants	.309	65	246	34	76	10	1	0	37	5	2	6	13	36	18	8	—
Minor League Totals		.284	102	352	42	100	14	2	0	41	7	2	10	21	56	19	9	—

CAMPUSANO, Carlos Antonio**IF****Born:** September 2, 1975, Santo Domingo, DR**Resides:** Palave, DR**Bats:** Right**Throws:** Right**Height:** 5-11**Weight:** 160**How Obtained:** Selected from Milwaukee in minor league Rule V draft, Dec. 9, 1996.**First Pro Year:** 1993

Originally signed by Milwaukee as non-drafted free agent, April 5, 1993...single.

Year	Club	AVG	G	AB	R	H	2B	3B	HR	RBI	SH	SF	HP	BB	SO	SB	CS	E
1993	DSL-Brewers	.209	34	148	32	31	1	3	0	15	10	0	4	19	25	5	8	—
1994	DSL-Brewers	.264	53	174	29	46	3	1	0	15	0	1	0	20	16	14	8	—
1995	ASL-Brewers	.249	54	173	25	43	4	1	1	15	1	1	5	14	27	7	3	20
1996	Beloit	.246	108	337	33	83	17	4	1	20	5	1	5	10	63	4	3	30
1997	Bakersfield	.199	61	191	17	38	8	3	1	15	3	2	4	7	49	2	0	22
1998	San Jose	.184	34	98	11	18	1	2	0	7	1	1	3	5	29	0	0	8
1999	San Jose	.310	27	84	13	26	2	1	1	7	3	1	4	6	15	4	1	8
	Fresno	.283	16	46	2	13	2	0	0	3	0	1	3	2	9	0	0	3
	Shreveport	.154	15	39	5	6	0	2	1	6	0	0	0	3	10	1	0	4
	Bakersfield	.353	14	51	7	18	2	0	1	4	0	0	2	1	13	2	2	5
Minor League Totals		.240	436	1341	174	322	40	17	6	107	23	8	30	87	256	39	25	—

CASPER, Brett Alan**OF****Born:** November 24, 1975, Omaha, NE**Resides:** Omaha, NE**Bats:** Right**Throws:** Right**Height:** 6-3**Weight:** 215**How Obtained:** Giants #8 selection in June, 1997 Draft. Signed by Todd Thomas.**First Pro Year:** 1997

Graduated from Omaha (NE) Northwest High School...attended Oral Roberts (OK) University...single.

Year	Club	AVG	G	AB	R	H	2B	3B	HR	RBI	SH	SF	HP	BB	SO	SB	CS	E
1997	Salem-Keizer	.223	61	229	31	51	14	1	7	34	0	1	3	31	86	17	3	9
1998	Bakersfield	.194	74	237	27	46	10	3	2	18	0	0	7	23	75	5	4	7
	Salem-Keizer	.308	7	26	2	8	1	1	0	3	0	0	0	2	7	0	1	0
1999	San Jose	.266	121	436	71	116	22	2	16	77	4	3	6	56	135	20	10	7
Minor League Totals		.238	263	928	131	221	47	7	25	132	4	4	16	112	303	42	18	23

CEPEDA, Ali M.**OF****Born:** September 27, 1976, Rio Piedras, PR**Resides:** Orlando, FL**Bats:** Right**Throws:** Right**Height:** 6-0**Weight:** 200**How Obtained:** Signed by Giants as non-drafted free agent, March 8, 1999.**First Pro Year:** 1999

Attended Canada (Redwood City, CA) Junior College...son of Giants Hall of Famer Orlando Cepeda...single.

Year	Club	AVG	G	AB	R	H	2B	3B	HR	RBI	SH	SF	HP	BB	SO	SB	CS	E
1999	Salem-Keizer	.250	24	44	9	11	2	0	0	5	0	0	0	11	15	4	2	3
	San Jose	.077	9	13	0	1	0	0	0	0	0	0	0	4	0	0	0	0
Minor League Totals		.211	33	57	9	12	2	0	0	5	0	0	0	11	19	4	2	3

CONNOLLY, Keith Dennis**RHP****Born:** December 9, 1974, Suffern, NY**Resides:** Washingtonville, NY**Bats:** Right**Throws:** Right**Height:** 6-3**Weight:** 205**How Obtained:** Signed by Alan Marr as non-drafted free agent, July 5, 1998.**First Pro Year:** 1998

Graduated from Washingtonville (NY) High School in 1993...attended Rutgers University...earned Howe Sportsdata California League Pitcher of Week honors May 17-23, 1999...single.

Year	Club	W-L	ERA	G	GS	CG	SHO	SV	IP	H	R	ER	HR	HB	BB	SO	WP	BK
1998	Salem-Keizer	2-1	4.79	21	0	0	0	0	35.2	34	22	19	5	3	14	38	7	0
1999	Bakersfield	7-8	4.34	54	0	0	0	3	83.0	61	41	40	8	8	47	95	6	0
Minor League Totals		9-9	4.47	75	0	0	0	3	118.2	95	63	59	13	11	61	133	13	0

COOK, Joshua**IF****Born:** June 1, 1978, Santa Clara, CA**Resides:** Yuba City, CA**Bats:** Right**Throws:** Right**Height:** 6-2**Weight:** 195**How Obtained:** Giants #9 selection in June, 1999 draft. Signed by Matt Nerland.**First Pro Year:** 1999

Attended Yuba (CA) Community College...single.

Year	Club	AVG	G	AB	R	H	2B	3B	HR	RBI	SH	SF	HP	BB	SO	SB	CS	E
1999	Salem-Keizer	.241	35	112	16	27	9	0	1	16	0	1	5	11	24	5	6	9

CORDIDO, Julio Cesar**IF****Born:** July 30, 1980, Caracas, VZ**Resides:** Caracas, VZ**Bats:** Right**Throws:** Right**Height:** 6-1**Weight:** 183**How Obtained:** Signed by Luis Rosa as non-drafted free agent, March 27, 1997.**First Pro Year:** 1997

Year	Club	AVG	G	AB	R	H	2B	3B	HR	RBI	SH	SF	HP	BB	SO	SB	CS	E
1997	VSL-Maracay	.321	12	28	4	9	1	0	2	5	0	1	0	1	3	0	0	—
1998	VSL-Guacara	.273	45	165	42	45	14	1	7	32	3	5	6	21	29	12	4	—
1999	Salem-Keizer	.264	70	242	36	64	10	2	1	28	2	1	4	29	44	8	4	16
Minor League Totals		.267	132	450	84	120	27	3	10	66	5	7	10	53	80	20	8	—

CORPS, Edwin Rafael**RHP****Born:** November 3, 1972, Humacao, PR**Resides:** Carolina, PR**Bats:** Right**Throws:** Right**Height:** 5-11**Weight:** 190**How Obtained:** Signed by Luis Rosa as free agent, December 5, 1993.**First Pro Year:** 1994

Graduated from Central (Santurce, PR) High School...attended Howard (Big Spring, TX) Junior College and Tarleton (TX) State University...married (Nildred Santana, Jan. 15, 1994).

Year	Club	W-L	ERA	G	GS	CG	SHO	SV	IP	H	R	ER	HR	HB	BB	SO	WP	BK
1994	San Jose	10-6	3.96	29	29	0	0	0	168.1	180	95	74	6	20	43	4	1	
1995	Shreveport	13-6	3.86	27	27	2	0	0	165.2	195	80	71	16	8	41	53	4	2
1996	Shreveport	2-3	4.48	38	3	0	0	1	70.1	74	46	35	6	3	26	39	2	0
1997	Shreveport	5-3	4.35	43	1	0	0	6	72.1	66	38	35	6	0	35	24	4	0
	Phoenix	2-1	5.68	7	2	0	0	0	19.0	26	14	12	0	0	8	8	0	0
1998	Shreveport	2-5	3.90	46	5	0	0	1	92.1	94	47	40	13	2	32	42	8	0
1999	Shreveport	4-4	4.59	24	12	0	0	0	84.1	98	54	43	9	4	29	34	5	1
	Fresno	0-0	3.86	4	0	0	0	0	7.0	9	7	3	0	0	3	11	1	0
Minor League Totals		38-28	4.15	218	79	2	0	8	679.1	742	381	313	56	37	217	302	28	4

COSCIA, Anthony David (Tony)**RHP****Born:** April 6, 1974, San Francisco, CA**Resides:** Mill Valley, CA**Bats:** Right**Throws:** Right**Height:** 6-1**Weight:** 170**How Obtained:** Signed by Giants as a free agent, Nov. 16, 1998.**First Pro Year:** 1995

Graduated from Marin Catholic (Kentfield, CA) High School in 1992...attended Cal-Poly San Luis Obispo University...pitched in Independent League 1st 4 years of professional career... earned Howe Sportsdata's California League Pitcher of Week honors June 28-July 4, 1999...single.

Year	Club	W-L	ERA	G	GS	CG	SHO	SV	IP	H	R	ER	HR	HB	BB	SO	WP	BK
1995	Sioux Falls	5-8	4.57	18	16	0	0	0	86.2	99	55	44	12	6	38	56	6	2
1996	Sonoma County	7-6	3.89	19	18	1	0	0	115.2	118	59	50	13	7	32	106	4	3
1997	Sonoma County	7-4	4.50	18	18	1	0	0	118.0	120	62	59	12	6	38	125	5	2
1998	Sonoma County	10-4	3.88	20	19	3	0	0	132.1	136	69	57	13	6	41	131	8	4
1999	Bakersfield	10-11	4.51	28	28	1	0	0	171.2	186	100	86	25	15	38	133	7	3
Minor League Totals		39-33	4.27	103	99	6	0	0	624.1	659	345	296	75	40	187	551	30	14

COX, Ryan T.**RHP**

Born: December 25, 1976, Effingham, IL **Resides:** Stewardson, IL
Bats: Right **Throws:** Right **Height:** 6-3 **Weight:** 195
How Obtained: Giants #5 selection in June, 1999 draft. Signed by Steve Arneri.
First Pro Year: 1999

Attended Southern Illinois University...single.

Year	Club	W-L	ERA	G	GS	CG	SHO	SV	IP	H	R	ER	HR	HB	BB	SO	WP	BK
1999	Salem-Keizer	2-1	3.15	8	8	0	0	0	14.1	39	13	12	1	1	10	20	0	2
	Bakersfield	1-4	4.86	7	7	0	0	0	33.1	46	22	18	6	1	3	30	2	0
Minor League Totals		3-5	3.99	15	15	0	0	0	67.2	85	35	30	7	2	13	50	2	2

COZIER, Vance**RHP**

Born: September 26, 1977, St. Georges, Grenada **Resides:** Ajax, Ontario, Canada
Bats: Right **Throws:** Right **Height:** 6-6 **Weight:** 245
How Obtained: Giants #17 selection in June, 1999 draft. Signed by Alan Marr.
First Pro Year: 1999

Attended St. Bonaventure (NY) University...single.

Year	Club	W-L	ERA	G	GS	CG	SHO	SV	IP	H	R	ER	HR	HB	BB	SO	WP	BK
1999	Salem-Keizer	5-4	4.57	15	10	0	0	0	61.0	61	34	31	4	2	24	46	1	0

CRABTREE, Robert Henry**RHP**

Born: November 25, 1972, La Mirada, CA **Resides:** Anaheim, CA
Bats: Right **Throws:** Right **Height:** 6-1 **Weight:** 175
How Obtained: Giants #21 selection in June, 1996 Draft. Signed by John Shafer.
First Pro Year: 1996

Graduated from Savanna (Anaheim, CA) High School in 1992...attended Cypress (CA) Junior College and California State University-Northridge...was added to Giants 40-man roster following 1998 campaign...was designated for assignment and taken off SF 40-man roster following 1999 season.

Year	Club	W-L	ERA	G	GS	CG	SHO	SV	IP	H	R	ER	HR	HB	BB	SO	WP	BK
1996	Bellingham	3-3	2.77	28	0	0	0	4	52.0	38	18	16	8	0	14	72	3	0
1997	Bakersfield	7-7	5.13	45	9	1	0	1	112.1	124	77	64	10	5	59	116	12	1
1998	San Jose	6-1	0.99	24	0	0	0	2	54.1	39	6	6	0	3	8	67	1	0
	Shreveport	2-0	1.67	26	0	0	0	4	54.0	30	11	10	4	2	16	56	2	0
	Fresno	0-0	11.57	3	1	0	0	1	4.2	8	7	6	1	1	2	10	0	0
1999	Fresno	1-4	5.24	22	1	0	0	1	34.1	37	23	20	2	0	10	40	3	0
	Shreveport	4-2	2.56	36	0	0	0	2	63.1	50	21	18	2	0	18	65	3	0
Minor League Totals		23-17	3.36	184	11	1	0	14	375.0	326	163	140	27	11	127	426	24	1

CUNNINGHAM, Jeremy D.**RHP**

Born: August 4, 1978, Santa Clara, CA **Resides:** Cupertino, CA
Bats: Right **Throws:** Right **Height:** 6-5 **Weight:** 190
How Obtained: Giants #5 selection in June, 1999 draft. Signed by Steve Arneri.
First Pro Year: 1999

Attended Cal-Poly San Luis Obispo University...single.

Year	Club	W-L	ERA	G	GS	CG	SHO	SV	IP	H	R	ER	HR	HB	BB	SO	WP	BK
1999	Salem-Keizer	0-2	4.70	7	5	0	0	1	15.1	25	11	8	0	1	6	13	0	0

DAVIS, Jason Evan**LHP**

Born: August 15, 1974, San Luis Obispo, CA **Resides:** Winters, CA
Bats: Left **Throws:** Left **Height:** 6-3 **Weight:** 195
How Obtained: Signed by Giants as free agent, April 3, 1999.
First Pro Year: 1996

Graduated from Winters (CA) High School...attended San Jose State University...originally #30 selection by Philadelphia in June, 1996 draft...released by Phillies, March 28, 1999...earned Howe Sportsdata's Texas League Pitcher of Week honors April 19-25, 1999...named to Texas League in-season and post-season All-Star teams, as well as joint double-A All-Star squad, in 1999...single.

Year	Club	W-L	ERA	G	GS	CG	SHO	SV	IP	H	R	ER	HR	HB	BB	SO	WP	BK
1996	Piedmont	6-1	1.82	19	0	0	0	2	24.2	16	6	5	1	4	5	22	1	1
	Piedmont	1-0	0.61	17	0	0	0	1	29.1	10	3	2	1	0	6	34	0	0
	Clearwater	2-1	1.49	24	0	0	0	2	42.1	31	11	7	0	1	17	36	4	1
	Reading	6-8	4.82	45	10	0	0	1	104.2	116	68	56	8	8	55	81	6	2
1999	Shreveport	5-1	1.27	52	0	0	0	21	64.0	42	9	9	1	1	22	54	2	2
Minor League Totals		20-11	2.68	157	10	0	0	27	265.0	215	97	79	11	14	105	227	13	6

DeABREU, Milton Jose**RHP**

Born: March 10, 1978, Maracay Aragua, VZ **Resides:** Barquisimeto Lara, VZ
Bats: Right **Throws:** Right **Height:** 6-0 **Weight:** 180
How Obtained: Signed by Luis Rosa as free agent, May 28, 1996.
First Pro Year: 1996

Graduated from Juan DeVillega (Barquisimeto, VZ) High School...single.

Year	Club	W-L	ERA	G	GS	CG	SHO	SV	IP	H	R	ER	HR	HB	BB	SO	WP	BK
1996	DSL-Giants	2-6	4.02	14	14	0	0	0	69.1	61	44	31	4	0	30	42	6	2
1997	Salem-Keizer	0-0	14.09	7	0	0	0	0	7.2	17	12	12	0	0	6	8	1	0
1998	VSL-Guacara	6-1	2.05	11	11	0	0	0	66.0	56	28	15	2	6	25	65	2	1
Minor League Totals		8-7	3.65	32	25	0	0	0	143.0	134	84	58	6	6	61	115	9	3

DEALEY, Scott Edward**OF**

Born: February 25, 1977, Long Beach, CA **Resides:** Orange, CA
Bats: Right **Throws:** Right **Height:** 5-10 **Weight:** 178
How Obtained: Giants #31 selection in June, 1999 Draft. Signed by Bobby Myrick.
First Pro Year: 1999

Attended Wake Forest (Winston-Salem, NC) University...single.

Year	Club	AVG	G	AB	R	H	2B	3B	HR	RBI	SH	SF	HP	BB	SO	SB	CS	E
1999	Salem-Keizer	.246	69	268	42	66	12	1	0	22	6	3	1	43	29	29	9	2
	San Jose	.222	2	9	1	2	0	0	0	0	0	0	0	2	1	0	0	
Minor League Totals		.245	71	277	43	68	12	1	0	22	6	3	1	43	31	30	9	2

DEAN, Michael Jay**C/OF**

Born: August 2, 1977, Okmulgee, OK **Resides:** Okmulgee, OK
Bats: Right **Throws:** Right **Height:** 5-11 **Weight:** 190
How Obtained: Giants #3 selection in June, 1998 Draft. Signed by Todd Thomas.
First Pro Year: 1998

Attended Oral Roberts (Tulsa, OK) University...single.

Year	Club	AVG	G	AB	R	H	2B	3B	HR	RBI	SH	SF	HP	BB	SO	SB	CS	E
1998	Salem-Keizer	.279	52	183	29	51	7	5	2	34	1	3	2	19	51	13	4	10
1999	San Jose	.284	23	81	16	23	4	2	1	12	1	2	1	11	15	13	3	6
Minor League Totals		.280	75	264	45	74	11	7	3	46	2	5	3	30	66	26	7	16

DE LA CRUZ, Reynaldo J.**OF****Born:** April 4, 1979, Hato Mayor, DR**Resides:** Hato Mayor, DR**Bats:** Right**Throws:** Right**Height:** 6-1**Weight:** 180**How Obtained:** Signed by John Dipuglia as non-drafted free agent, June 1, 1998.**First Pro Year:** 1998

Year	Club	AVG	G	AB	R	H	2B	3B	HR	RBI	SH	SF	HP	BB	SO	SB	CS	E
1998	DSL-Giants	.229	11	35	1	8	1	0	0	2	0	0	0	7	15	0	0	—
1999	DSL-Giants	.153	40	72	8	11	1	0	1	1	1	0	0	4	25	2	0	—
Minor League Totals		.178	51	107	9	19	2	0	1	3	1	0	0	11	40	2	0	—

DEL OBRE, Gary H.**C****Born:** November 17, 1981, Santo Domingo, DR**Resides:** Santo Domingo, DR**Bats:** Right**Throws:** Right**Height:** 6-1**Weight:** 185**How Obtained:** Signed by John Dipuglia as non-drafted free agent, May 15, 1999.**First Pro Year:** 1998

Year	Club	AVG	G	AB	R	H	2B	3B	HR	RBI	SH	SF	HP	BB	SO	SB	CS	E
1999	DSL-Giants	.134	48	149	14	20	5	0	0	9	5	1	3	11	54	5	0	—

DIAZ, Felix**RHP****Born:** July 27, 1981, Las Mata de Farfan, DR**Resides:** Las Mata de Farfan, DR**Bats:** Right**Throws:** Right**Height:** 6-1**Weight:** 165**How Obtained:** Signed by John Dipuglia and Carlos Ramirez as non-drafted free agent, March 20, 1998.**First Pro Year:** 1998

Year	Club	W-L	ERA	G	GS	CG	SHO	SV	IP	H	R	ER	HR	HB	BB	SO	WP	BK
1998	DSL-Giants	0-4	7.55	14	5	0	0	0	39.1	52	44	33	4	3	26	34	6	1
1999	DSL-Giants	0-0	0.75	3	3	0	0	0	12.0	6	2	1	0	1	7	19	3	0
Minor League Totals		0-4	5.96	17	8	0	0	0	51.1	58	46	34	4	4	33	53	9	1

ESCOBAR, Edilio**RHP****Born:** July 14, 1980, VZ**Resides:** Barquisimeto, VZ**Bats:** Right**Throws:** Right**Height:** 6-0**Weight:** 155**How Obtained:** Signed by John Dipuglia as non-drafted free agent, May 11, 1999.**First Pro Year:** 1999

Year	Club	W-L	ERA	G	GS	CG	SHO	SV	IP	H	R	ER	HR	HB	BB	SO	WP	BK
1999	DSL-Giants	1-5	4.15	19	2	0	0	0	30.1	17	17	14	1	5	32	31	9	0

ESTRELLA, Luis Alberto**RHP****Born:** October 7, 1974, Santa Ana, CA**Resides:** Santa Ana, CA**Bats:** Right**Throws:** Right**Height:** 6-1**Weight:** 220**How Obtained:** Giants #20 selection in June, 1996 Draft. Signed by Rick Ragazzo.**First Pro Year:** 1996

Graduated from Saddleback (Santa Ana, CA) High School...attended Rancho (Santa Ana, CA) Community College and California State University-Fullerton...earned Howe Sportsdata Texas League Pitcher of Week honors June 28-July 4, 1999...single.

Year	Club	W-L	ERA	G	GS	CG	SHO	SV	IP	H	R	ER	HR	HB	BB	SO	WP	BK
1996	Bellingham	4-0	1.79	23	0	0	0	1	55.1	35	13	11	3	0	22	52	6	0
1997	San Jose	5-5	3.39	42	0	0	0	2	77.0	84	39	29	3	2	25	59	7	6
1998	San Jose	5-6	4.75	36	2	0	0	2	72.0	79	41	38	5	2	27	57	9	1
1999	Shreveport	6-4	3.02	40	5	0	0	4	92.1	77	33	31	2	2	33	75	7	1
	Fresno	0-1	12.34	8	0	0	0	0	11.2	23	16	16	4	0	7	5	1	0
Minor League Totals		20-16	3.65	149	7	0	0	9	308.1	298	142	125	17	6	114	248	30	8

FIELDS, Brian Russell**LHP****Born:** August 21, 1974, Cape Girardeau, MO**Resides:** Greenville, NC**Bats:** Right**Throws:** Left**Height:** 6-1**Weight:** 175**How Obtained:** Signed by Bobby Myrick as non-drafted free agent, July 8, 1998.**First Pro Year:** 1998

Graduated from J.H. Rose (Greenville, NC) High School...attended North Carolina State University and East Carolina University...single.

Year	Club	W-L	ERA	G	GS	CG	SHO	SV	IP	H	R	ER	HR	HB	BB	SO	WP	BK
1998	Salem-Keizer	1-1	1.80	9	0	0	0	0	10.0	8	3	2	0	0	4	11	0	2
1999	Bakersfield	2-0	5.80	20	0	0	0	1	35.2	43	25	23	7	0	12	22	3	1
	Salem-Keizer	2-3	3.12	24	0	0	0	8	34.2	30	14	12	5	1	14	38	4	0
Minor League Totals		5-4	4.15	53	0	0	0	9	80.1	81	42	37	12	1	30	71	7	3

FLAHERTY, Timothy John (Tim)**IF/C****Born:** July 11, 1976, North Adams, MA**Resides:** Williamstown, MA**Bats:** Right**Throws:** Right**Height:** 6-4**Weight:** 220**How Obtained:** Giants #30 selection in June, 1997 Draft. Signed by Bobby Myrick.**First Pro Year:** 1997

Graduated from Mt. Greylock (Williamstown, MA) Regional High School...attended East Carolina (NC) University...tied California League lead for home runs in 1998...single.

Year	Club	AVG	G	AB	R	H	2B	3B	HR	RBI	SH	SF	HP	BB	SO	SB	CS	E
1997	Salem-Keizer	.227	32	110	16	25	6	0	4	17	1	2	1	15	44	1	0	2
1998	Bakersfield	.234	124	478	72	112	27	0	24	90	0	5	7	41	171	0	0	16
1999	San Jose	.267	132	490	82	131	33	3	25	88	0	5	9	69	168	11	3	18
Minor League Totals		.249	288	1078	170	268	66	3	53	195	1	12	17	125	383	12	3	36

FLORES, Benito**LHP****Born:** January 24, 1976, Anaheim, CA**Resides:** Placentia, CA**Bats:** Left**Throws:** Left**Height:** 6-1**Weight:** 185**How Obtained:** Signed by Giants as free agent, April 5, 1999.**First Pro Year:** 1998

Attended California State University-Fullerton...originally #17 selection by Boston in June, 1998 draft...released by Red Sox, March 31, 1999...single.

Year	Club	W-L	ERA	G	GS	CG	SHO	SV	IP	H	R	ER	HR	HB	BB	SO	WP	BK
1998	Lowell	1-5	4.68	20	4	0	0	3	42.1	46	26	22	2	1	20	47	6	2
1999	Bakersfield	2-1	3.67	34	6	0	0	0	81.0	81	42	33	3	2	34	63	6	0
Minor League Totals		3-6	4.01	54	10	0	0	3	123.1	127	68	55	5	3	54	110	12	2

FUENTES, Joel A.**IF****Born:** May 27, 1976, Aibonito, PR**Resides:** Cayay, PR**Bats:** Both**Throws:** Right**Height:** 6-0**Weight:** 180**How Obtained:** Giants #24 selection in June, 1996 Draft. Signed by Mike Keenan.**First Pro Year:** 1997

Attended Southeastern (IA) Community College...single.

Year	Club	AVG	G	AB	R	H	2B	3B	HR	RBI	SH	SF	HP	BB	SO	SB	CS	E
1997	San Jose	.200	5	5	1	1	0	0	0	1	0	0	0	2	2	0	1	0
	Salem-Keizer	.218	20	55	7	12	2	0	0	2	0	0	0	17	12	1	1	9
1998	San Jose	.310	9	29	5	9	2	0	0	2	0	0	1	4	9	0	1	0
	Bakersfield	.282	31	117	14	33	3	0	3	17	0	0	1	9	31	0	2	8
1999	Bakersfield	.198	64	162	20	32	5	0	0	16	1	2	0	19	38	5	1	13
Minor League Totals		.236	129	368	47	87	12	0	3	38	1	2	2	51	92	6	6	30

GONZALEZ, Jose Z.**C****Born:** July 5, 1981, Santo Domingo, DR**Resides:** Santo Domingo, DR**Bats:** Right**Throws:** Right**Height:** 5-11**Weight:** 155**How Obtained:** Signed by John Dipuglia and Carlos Ramirez as non-drafted free agent, March 20, 1998.**First Pro Year:** 1999

Year	Club	AVG	G	AB	R	H	2B	3B	HR	RBI	SH	SF	HP	BB	SO	SB	CS	E
1999	DSL-Giants	.200	34	100	10	20	3	0	0	11	2	0	1	23	25	5	2	

GONZALEZ, Junior**IF/OF****Born:** April 26, 1981, Santo Domingo, DR**Resides:** Santo Domingo, DR**Bats:** Right**Throws:** Right**Height:** 6-2**Weight:** 180**How Obtained:** Signed by John Dipuglia and Carlos Ramirez as non-drafted free agent, March 20, 1998.**First Pro Year:** 1998

Year	Club	AVG	G	AB	R	H	2B	3B	HR	RBI	SH	SF	HP	BB	SO	SB	CS	E
1998	DSL-Giants	.189	48	143	10	27	5	0	0	6	1	0	1	20	31	2	5	
1999	DSL-Giants	.231	62	208	13	48	13	0	0	20	5	0	2	22	47	6	4	
Minor League Totals		.214	110	351	23	75	18	0	0	26	6	0	3	42	78	8	9	

GOODRICH, Randall Clayton**RHP****Born:** November 8, 1976, Walnut Creek, CA**Resides:** Fresno, CA**Bats:** Right**Throws:** Right**Height:** 6-4**Weight:** 210**How Obtained:** Giants #12 selection in June, 1998 draft. Signed by Doug McMillan.**First Pro Year:** 1998

Attended Fresno State (CA) University...single.

Year	Club	W-L	ERA	G	GS	CG	SHO	SV	IP	H	R	ER	HR	HB	BB	SO	WP	BK
1998	Salem-Keizer	4-5	5.20	17	10	0	0	0	62.1	74	43	36	5	4	17	38	2	3
1999	San Jose	8-8	4.81	38	18	0	0	1	136.2	174	95	73	6	11	34	82	6	3
Minor League Totals		12-13	4.93	55	28	0	0	1	199.0	248	138	109	11	15	51	120	8	6

GREENE, Clayton Riddell (Clay)**OF****Born:** November 10, 1974, Christiansburg, VA**Resides:** Cleveland, TN**Bats:** Right**Throws:** Right**Height:** 6-0**Weight:** 180**How Obtained:** Giants #31 selection in June, 1997 Draft. Signed by Tony Michalak.**First Pro Year:** 1997

Graduated from Cleveland (TN) High School...graduated from University of Tennessee...single.

Year	Club	AVG	G	AB	R	H	2B	3B	HR	RBI	SH	SF	HP	BB	SO	SB	CS	E
1997	Salem-Keizer	.225	33	89	11	20	4	1	0	5	0	0	0	7	19	21	3	1
1998	Bakersfield	.217	52	175	26	38	3	0	0	9	1	0	1	28	51	13	8	5
1999	Bakersfield	.257	46	148	19	38	2	0	0	17	3	0	1	18	44	16	4	4
Minor League Totals		.233	131	412	56	96	9	1	0	31	4	0	2	53	114	50	15	10

GROCHOL, Bryan**OF****Born:** October 4, 1978, Oakland, CA**Resides:** Pacifica, CA**Bats:** Left**Throws:** Left**Height:** 6-1**Weight:** 205**How Obtained:** Giants #50 selection in June, 1999 draft. Signed by Matt Nerland.**First Pro Year:** 1999

Attended Canada (Redwood City, CA) Junior College...single.

Year	Club	AVG	G	AB	R	H	2B	3B	HR	RBI	SH	SF	HP	BB	SO	SB	CS	E
1999	Salem-Keizer	.241	28	79	9	19	1	0	1	10	0	0	0	7	15	2	3	0

GROTE, Jason Lee**RHP****Born:** April 13, 1975, Portland, OR**Resides:** Gresham, OR**Bats:** Right**Throws:** Right**Height:** 6-0**Weight:** 174**How Obtained:** Giants #28 selection in June, 1993 draft. Signed by John Shafer.**First Pro Year:** 1994

Graduated from Centennial (Gresham, OR) High School...attended Mt. Hood (Gresham, OR) Junior College...contract loaned to independent Butte (Pioneer League) in 1995...earned 1997 and 1998 California League All-Star honors...married (Lindsey Zachrisse, January 20, 1996)...daughter (Taylor Lynn, June 10, 1993).

Year	Club	W-L	ERA	G	GS	CG	SHO	SV	IP	H	R	ER	HR	HB	BB	SO	WP	BK
1994	ASL-Scottsdale	2-2	3.45	18	0	0	0	2	28.2	26	15	11	2	0	16	35	1	0
1995	Butte	2-5	7.04	22	7	0	0	4	47.1	67	46	37	2	2	23	35	1	0
	Burlington	0-1	9.35	6	0	0	0	1	8.2	10	10	9	0	1	5	5	8	1
1996	Burlington	11-9	4.38	28	26	1	1	0	139.2	146	80	68	18	0	55	103	11	3
1997	Bakersfield	12-8	3.45	25	25	0	0	0	156.1	156	77	60	11	2	59	116	15	0
1998	San Jose	7-2	2.45	15	15	0	0	0	88.0	85	30	24	2	2	22	88	6	0
	Shreveport	2-5	6.79	10	10	0	0	0	53.0	84	44	40	5	3	15	27	3	0
1999									-Injured, Did Not Pitch-									
Minor League Totals		36-32	4.30	124	83	1	1	7	521.2	574	302	249	40	10	195	409	45	4

GUZMAN, Edwards**IF/C****Born:** September 11, 1976, Bayauron, PR**Resides:** Naranjito, PR**Bats:** Left**Throws:** Right**Height:** 5-10**Weight:** 205**How Obtained:** Giants' #50 selection in June, 1995 Draft. Signed by Luis Rosa**First Pro Year:** 1996

Graduated from Emilio Delgado (Corazal, PR) High ...made Major League debut April 6, 1999...single

Year	Club	AVG	G	AB	R	H	2B	3B	HR	RBI	SH	SF	HP	BB	SO	SB	CS	E
1996	San Jose	.270	106	367	41	99	19	5	1	40	6	5	5	39	60	3	5	25
1997	Shreveport	.284	118	380	52	108	15	4	3	42	5	3	1	33	57	3	1	19
1998	Fresno	.305	102	325	50	99	17	0	9	48	3	1	3	24	47	1	0	14
1999	Fresno	.274	90	358	48	98	13	0	7	48	4	4	3	17	50	6	5	26
	San Francisco	.000	14	15	0	0	0	0	0	0	1	0	0	0	4	0	0	0
Minor League Totals		.283	416	1430	191	404	64	9	20	178	18	13	12	113	214	13	11	84
M.L. Totals		.000	14	15	0	0	0	0	0	0	1	0	0	0	4	0	0	0

HILL, Steven Paul**IF****Born:** December 10, 1975, Oklahoma City, OK**Resides:** Stillwater, OK**Bats:** Both**Throws:** Right**Height:** 5-10**Weight:** 180**How Obtained:** Giants #27 selection in June, 1998 Draft. Signed by Todd Thomas.**First Pro Year:** 1998

Graduated from Binger-Oney (Binger, OK) High School...attended Seminole (OK) Junior College and Oklahoma State University...married (Mindy Buie, July 5, 1997).

Year	Club	AVG	G	AB	R	H	2B	3B	HR	RBI	SH	SF	HP	BB	SO	SB	CS	E
1998	Salem-Keizer	.263	55	186	40	49	4	5	0	24	0	2	4	10	24	18	4	12
1999	Bakersfield	.266	135	522	78	139	16	6	0	60	10	2	6	40	99	39	13	37
Minor League Totals		.266	190	708	118	188	20	11	0	84	10	4	10	50	123	57	17	49

HILLS, Mark Donlyn**LHP****Born:** August 12, 1978, Salem, OR**Resides:** Salem, OR**Bats:** Left**Throws:** Left**Height:** 6-1**Weight:** 200**How Obtained:** Giants #22 selection in June, 1998 Draft. Signed by John Shafer.**First Pro Year:** 1998

Graduated from McNary (OR) High School in 1996...attended Chemeketa (OR) Community College...single

Year	Club	W-L	ERA	G	GS	CG	SHO	SV	IP	H	R	ER	HR	HB	BB	SO	WP	BK
1998	Salem-Keizer	4-1	5.03	11	10	0	0	0	48.1	47	28	27	4	3	27	34	4	0
1999	Salem-Keizer	0-2	6.71	16	7	0	0	0	52.1	70	49	39	3	1	27	41	4	1
Minor League Totals		4-3	5.90	27	17	0	0	0	100.2	117	77	66	7	4	54	75	8	1

HOLST, Micah L.**OF****Born:** March 5, 1977, St. Joseph, MO**Resides:** Independence, MO**Bats:** Right**Throws:** Right**Height:** 6-2**Weight:** 205**How Obtained:** Giants #16 selection in June, 1999 Draft. Signed by Todd Thomas.**First Pro Year:** 1999

Attended Southwest Missouri State University...single.

Year	Club	AVG	G	AB	R	H	2B	3B	HR	RBI	SH	SF	HP	BB	SO	SB	CS	E
1999	Salem-Keizer	.289	57	204	37	59	8	2	4	28	0	3	3	6	32	20	5	2

HORGAN, Joseph P. (Joe)**LHP****Born:** June 7, 1977, Sacramento, CA**Resides:** Rancho Cordova, CA**Bats:** Left**Throws:** Left**Height:** 6-1**Weight:** 200**How Obtained:** Signed by Giants as free agent, April 11, 1999.**First Pro Year:** 1996

Attended Sacramento (CA) City College...originally #11 selection by Cleveland in June, 1996 draft...released by Indians, March 23, 1999...single.

Year	Club	W-L	ERA	G	GS	CG	SHO	SV	IP	H	R	ER	HR	HB	BB	SO	WP	BK
1996	Burlington	1-2	4.19	23	0	0	0	7	34.1	37	25	16	1	4	9	48	4	0
1997	Watertown	0-1	6.10	15	4	0	0	0	38.1	48	31	26	4	1	18	31	4	1
	Kinston	1-2	7.27	4	2	0	0	0	17.1	23	15	14	1	1	9	9	0	0
1998	Columbus	2-1	2.38	22	1	0	0	0	34.0	19	9	9	3	0	21	27	7	0
1999	Bakersfield	6-10	5.22	25	19	1	0	0	117.1	129	76	68	18	10	43	101	5	2
Minor League Totals		10-16	4.96	89	26	1	0	7	241.1	256	156	133	27	16	100	216	20	3

JESTER, Joe R.**IF****Born:** July 17, 1978, Texarkana, TX**Resides:** Ashdown, AR**Bats:** Right**Throws:** Right**Height:** 5-10**Weight:** 180**How Obtained:** Giants #7 selection in June, 1999 Draft. Signed by Todd Thomas.**First Pro Year:** 1999

Attended University of Arkansas...single.

Year	Club	AVG	G	AB	R	H	2B	3B	HR	RBI	SH	SF	HP	BB	SO	SB	CS	E
1999	Salem-Keizer	.300	72	263	67	79	19	1	8	40	7	2	7	50	57	13	6	13

JIMENEZ, Reinaldo J.**RHP****Born:** January 4, 1978, Cabudare Estado Lara, VZ**Resides:** Cabudare Estado Lara, VZ**Bats:** Right**Throws:** Right**Height:** 6-1**Weight:** 175**How Obtained:** Signed by Luis Rosa as non-drafted free agent, January 2, 1997.**First Pro Year:** 1997

Year	Club	W-L	ERA	G	GS	CG	SHO	SV	IP	H	R	ER	HR	HB	BB	SO	WP	BK
1997	DSL-Giants	2-1	4.91	21	0	0	0	0	33.0	32	27	18	1	2	29	26	4	0
1998	VSL-Guacara	2-3	7.31	27	0	0	0	8	32.0	34	27	26	1	1	24	34	0	0
1999	Salem-Keizer	5-2	5.54	24	0	0	0	0	37.1	44	29	23	7	5	27	23	8	2
Minor League Totals		9-6	5.89	72	0	0	0	8	102.1	110	83	67	9	8	80	83	12	2

JOHNSON, Eric Harold**RHP****Born:** September 12, 1977, West Covina, OR**Resides:** Newberg, OR**Bats:** Right**Throws:** Right**Height:** 6-4**Weight:** 195**How Obtained:** Giants #17 selection in June, 1996 Draft. Signed by John Shafer.**First Pro Year:** 1997

Graduated from West Linn (OR) High School...attended Mt. Hood (Gresham, OR) Junior College...single.

Year	Club	W-L	ERA	G	GS	CG	SHO	SV	IP	H	R	ER	HR	HB	BB	SO	WP	BK
1997	Salem-Keizer	0-0	11.88	10	0	0	0	0	8.1	7	12	11	0	1	18	8	2	2
1998	Salem-Keizer	0-0	6.35	5	2	0	0	0	11.1	11	8	8	1	1	13	8	5	0
	San Jose	0-0	9.64	5	0	0	0	0	4.2	5	7	5	0	0	9	2	1	0
1999	Bakersfield	1-0	5.82	17	0	0	0	0	21.2	22	14	14	1	2	21	14	1	0
	Salem-Keizer	1-1	7.71	15	1	0	0	0	16.1	18	15	14	1	2	17	18	5	1
Minor League Totals		2-1	7.51	52	3	0	0	0	62.1	63	56	52	3	6	78	50	14	3

JONES, Christopher Campbell (Chris)**LHP****Born:** August 29, 1979, Charlotte, NC**Resides:** Charlotte, NC**Bats:** Left**Throws:** Left**Height:** 6-3**Weight:** 185**How Obtained:** Giants sandwich selection (38th pick overall) in June, 1998 Draft. Signed by Bobby Myrick.**First Pro Year:** 1998

Graduated from South Mecklenburg (NC) High School in 1998...named Howe Sportsdata's Northwest League Pitcher of Week for July 6-12, 1998...single.

Year	Club	W-L	ERA	G	GS	CG	SHO	SV	IP	H	R	ER	HR	HB	BB	SO	WP	BK
1998	Salem-Keizer	5-4	4.13	14	13	0	0	0	72.0	76	40	33	6	4	17	60	4	1
1999	San Jose	8-12	4.61	28	27	0	0	0	130.2	121	85	67	5	6	87	118	17	5
Minor League Totals		13-16	4.44	42	40	0	0	0	202.2	197	125	100	11	10	104	178	21	6

KIYONO, Masashi**RHP****Born:** March 16, 1975, Kanagawa, Japan**Resides:** Kanagawa, Japan**Bats:** Right**Throws:** Right**Height:** 6-2**Weight:** 190**How Obtained:** Signed as free agent, Dec. 18, 1997.**First Pro Year:** 1997

Graduated Seisho (Japan) High School and Nippon College of Physical Education...former kick-boxer...signed following tryout camp in Japan, Dec 4-5, 1997...becomes 4th Japanese-born player to ever wear Giants' uniform, following Masanori Murakami, Hiroshi Takahashi and Tatsuhiko Tanaka (all signed in 1965).

Year	Club	W-L	ERA	G	GS	CG	SHO	SV	IP	H	R	ER	HR	HB	BB	SO	WP	BK
1998	Salem-Keizer	1-1	4.00	2	2	0	0	0	9.0	10	7	4	1	1	3	6	0	1
	San Jose	2-5	5.94	13	8	0	0	0	47.0	56	37	31	8	2	14	20	4	2
1999	San Jose	2-1	7.46	32	3	0	0	0	56.2	87	62	47	5	3	29	31	10	0
Minor League Totals		5-7	6.55	47	13	0	0	0	112.2	153	106	82	14	6	46	57	14	3

KNOLL, Brian Phillip**RHP****Born:** August 4, 1973, Corona, CA**Resides:** Corona, CA**Bats:** Right**Throws:** Right**Height:** 6-3**Weight:** 200**How Obtained:** Giants' #16 selection in June, 1995 draft. Signed by Joe Strain.**First Pro Year:** 1995

Graduated from Corona (CA) High School...attended Brigham Young (UT) University...named Howe Sportsdata's California League Pitcher of Week for Aug. 3-9, 1998...married (Jaylene Thacker, Aug. 19, 1995).

Year	Club	W-L	ERA	G	GS	CG	SHO	SV	IP	H	R	ER	HR	HB	BB	SO	WP	BK
1995	Bellingham	5-2	2.05	22	2	0	0	0	57.0	44	22	13	1	3	17	35	2	1
1996	Bellingham	3-8	3.65	52	0	0	0	1	79.0	76	43	32	5	4	34	56	4	0
1997	Bakersfield	3-6	5.69	49	0	0	0	2	68.0	88	50	43	6	2	35	56	10	0
1998	San Jose	7-7	3.45	42	6	1	1	3	114.2	135	47	44	4	5	21	109	5	0
1999	Shreveport	9-7	3.51	33	17	1	1	1	128.1	117	54	50	15	11	34	91	6	0
Minor League Totals		27-30	3.66	198	25	2	2	7	447.0	460	216	182	31	25	141	347	27	1

LEE, Fletcher**RHP****Born:** January 29, 1976, Honolulu, HI**Resides:** Honolulu, HI**Bats:** Right**Throws:** Right**Height:** 6-1**Weight:** 190**How Obtained:** Giants #13 selection in June, 1999 Draft. Signed by John Shafer.**First Pro Year:** 1999

Attended Lewis & Clark State (ID) College...single.

Year	Club	W-L	ERA	G	GS	CG	SHO	SV	IP	H	R	ER	HR	HB	BB	SO	WP	BK
1999	Salem-Keizer	2-1	3.11	26	0	0	0	5	37.2	33	15	13	3	2	20	34	5	6

MALERICH, William Scott (Will)**LHP****Born:** October 25, 1975, Alexandria, VA**Resides:** Alexandria, VA**Bats:** Left**Throws:** Left**Height:** 5-10**Weight:** 180**How Obtained:** Giants #24 selection in June, 1997 Draft. Signed by Bobby Myrick.**First Pro Year:** 1997

Graduated from Mount Vernon (VA) High School...attended College of William and Mary (Williamsburg, VA)...single.

Year	Club	W-L	ERA	G	GS	CG	SHO	SV	IP	H	R	ER	HR	HB	BB	SO	WP	BK
1997	Salem-Keizer	2-1	3.04	21	0	0	0	0	26.2	26	14	9	2	3	21	43	4	0
1998	Bakersfield	1-1	4.71	26	0	0	0	1	42.0	36	22	22	3	7	25	35	4	0
	San Jose	2-2	2.23	20	0	0	0	2	32.1	28	14	8	1	4	14	24	0	0
1999	San Jose	5-4	4.46	45	0	0	0	1	72.2	95	43	36	5	4	38	59	3	0
Minor League Totals		10-8	3.89	112	0	0	0	4	173.2	185	93	75	11	18	98	161	11	0

MALLOY, William Patrick (Bill)**RHP****Born:** May 22, 1975, Weehawken, NJ**Resides:** Piscataway, NJ**Bats:** Right**Throws:** Right**Height:** 6-2**Weight:** 225**How Obtained:** Giants #6 selection in June, 1996 Draft. Signed by Alan Marr.**First Pro Year:** 1996

Graduated from Immaculate (Somerville, NJ) High School...attended Rutgers (NJ) University...single.

Year	Club	W-L	ERA	G	GS	CG	SHO	SV	IP	H	R	ER	HR	HB	BB	SO	WP	BK
1996	Bellingham	2-3	5.82	15	7	0	0	0	34.0	34	27	22	0	3	15	41	7	4
1997	Bakersfield	7-9	4.79	29	29	0	0	0	167.1	184	106	89	11	7	83	124	23	1
1998	San Jose	11-7	4.88	41	15	0	0	4	125.1	132	81	68	10	4	42	103	10	8
1999	Shreveport	2-0	6.26	17	0	0	0	1	27.1	31	20	19	3	1	15	16	2	0
	San Jose	5-4	4.18	17	13	0	0	0	79.2	87	45	37	4	3	37	66	7	4
Minor League Totals		27-23	4.88	119	64	0	0	5	433.2	468	279	235	28	18	192	350	49	17

MAPAS, Jake M.**C****Born:** March 1, 1979, Hemet, CA**Resides:** Hemet, CA**Bats:** Right**Throws:** Right**Height:** 6-4**Weight:** 210**How Obtained:** Giants #23 selection in June, 1998 Draft. Signed by Darren Witteck.**First Pro Year:** 1999

Attended Riverside (CA) City College...single.

Year	Club	AVG	G	AB	R	H	2B	3B	HR	RBI	SH	SF	HP	BB	SO	SB	CS	E
1999	Salem Keizer	.172	12	29	2	5	2	0	0	4	0	0	1	2	11	0	2	5
	Bakersfield	.176	11	17	3	3	2	0	0	3	0	0	0	1	7	0	0	0
Minor League Totals		.174	23	46	5	8	4	0	0	7	0	0	1	3	18	0	2	5

McDOWELL, Arturo Jamaal**OF****Born:** September 7, 1979, Jackson, MS**Resides:** Jackson, MS**Bats:** Left**Throws:** Left**Height:** 6-1**Weight:** 175**How Obtained:** Giants #3 selection (29th pick overall) in June, 1998 draft. Signed by Tom Korenek.**First Pro Year:** 1998

Graduated from Forest Hills (MS) High School in 1998...single.

Year	Club	AVG	G	AB	R	H	2B	3B	HR	RBI	SH	SF	HP	BB	SO	SB	CS	E
1998	Salem Keizer	.221	47	172	32	38	3	2	0	18	3	0	4	29	46	13	2	2
1999	Bakersfield	.222	121	441	66	98	16	10	2	37	3	6	11	49	140	28	23	8
Minor League Totals		.222	168	613	98	136	19	12	2	55	6	6	15	78	186	41	25	10

McGOWAN, Sean M.**IF****Born:** May 15, 1977, Winchester, MA**Resides:** Burlington, MA**Bats:** Right**Throws:** Right**Height:** 6-6**Weight:** 240**How Obtained:** Giants #3 selection in June, 1999 draft. Signed by Glenn Tufts.**First Pro Year:** 1999

Attended Boston (MA) College...named to Northwest League post-season All-Star team in 1999...hit .430 with 25 HRs and 70 RBI as senior at BC...finished 2nd in NCAA Division I with .916 slugging percentage that season...selected Salem-Keizer Player of Month honors in June and August 1, 1999...selected Giants #7 prospect by *Baseball America* in 1999...single.

Year	Club	AVG	G	AB	R	H	2B	3B	HR	RBI	SH	SF	HP	BB	SO	SB	CS	E
1999	Salem Keizer	.335	63	257	40	86	12	1	15	62	0	0	1	20	56	3	1	5
	San Jose	.375	2	8	1	3	1	0	0	1	0	0	0	3	0	1	0	
Minor League Totals		.336	65	265	41	89	13	1	15	63	0	0	1	20	59	3	2	5

MEAGHER, Brian**LHP****Born:** May 11, 1977, Lowell, MA**Resides:** Lowell, MA**Bats:** Left**Throws:** Left**Height:** 6-2**Weight:** 185**How Obtained:** Giants #18 selection in June, 1999 Draft. Signed by Matt Nerland.**First Pro Year:** 1999

Attended College of San Mateo (CA)...single.

Year	Club	W-L	ERA	G	GS	CG	SHO	SV	IP	H	R	ER	HR	HB	BB	SO	WP	BK
1999	Salem-Keizer	3-2	4.88	17	6	0	0	0	51.2	56	32	28	2	4	28	41	2	3

MELLENDEZ, Angel Ramon**OF****Born:** October 21, 1975, Caguas, PR**Resides:** Caguas, PR**Bats:** Right**Throws:** Right**Height:** 6-0**Weight:** 190**How Obtained:** Giants #50 selection in June, 1996 draft. Signed by Luis Rosa.**First Pro Year:** 1996

Attended Missouri Western State College...single.

Year	Club	AVG	G	AB	R	H	2B	3B	HR	RBI	SH	SF	HP	BB	SO	SB	CS	E
1996	DSL-Giants	.250	34	132	16	33	9	0	3	20	2	1	2	11	28	4	3	—
1997	San Jose	.207	62	203	16	42	11	2	3	15	1	0	3	14	58	0	1	1
1998	Bakersfield	.213	12	47	4	10	1	0	1	4	0	0	0	1	11	1	0	0
	San Jose	.281	54	167	22	47	11	0	5	28	1	1	1	14	34	4	1	2
1999	San Jose	.222	101	370	32	82	17	1	5	41	4	3	9	24	100	10	8	8
Minor League Totals		.233	263	919	90	214	49	3	17	108	8	5	15	64	231	19	13	11

MESSMAN, Joseph J. (Joe)**RHP****Born:** July 29, 1975, Parkdale, OR**Resides:** Parkdale, OR**Bats:** Right**Throws:** Right**Height:** 6-2**Weight:** 175**How Obtained:** Acquired from Houston in exchange for OF Stan Javier, August 31, 1999.**First Pro Year:** 1997

Attended Oregon State University...originally #6 selection by Astros in June, 1997 draft...led Midwest League in appearances in 1998 with 63...single.

Year	Club	W-L	ERA	G	GS	CG	SHO	SV	IP	H	R	ER	HR	HB	BB	SO	WP	BK
1997	Auburn	1-2	3.21	25	0	0	0	1	28.0	26	13	10	1	6	21	31	8	0
1998	Quad City	6-3	3.08	63	0	0	0	5	87.2	70	36	30	2	4	33	74	9	0
1999	Kissimmee	3-4	2.43	45	0	0	0	15	59.1	38	20	16	6	4	35	47	6	2
	San Jose	0-0	27.00	2	0	0	0	0	1.2	6	5	5	0	0	3	0	3	0
Minor League Totals		10-9	3.11	135	0	0	0	21	176.2	140	74	61	9	14	92	152	26	2

MESSNER, Jacob John (Jake)**OF****Born:** May 18, 1977, Sacramento, CA**Resides:** Sacramento, CA**Bats:** Left**Throws:** Left**Height:** 6-1**Weight:** 205**How Obtained:** Signed by Giants as free agent, April 2, 1999.**First Pro Year:** 1995

Graduated from Rio Americana (Sacramento, CA) High School...originally #6 selection by Cleveland in June, 1995 draft...released by Indians, March 30, 1999.

Year	Club	AVG	G	AB	R	H	2B	3B	HR	RBI	SH	SF	HP	BB	SO	SB	CS	E
1995	Burlington	.222	46	144	17	32	2	4	0	9	0	1	1	14	40	8	5	1
1996	Burlington	.250	47	164	20	41	7	1	3	20	0	2	1	11	41	6	3	6
1997	Burlington	.251	49	179	28	45	10	0	9	26	0	3	1	8	47	7	3	4
1998	Columbus	.167	25	78	9	13	2	0	3	13	0	2	0	5	21	3	1	2
1999	Salem-Keizer	.263	8	19	4	5	0	0	1	5	0	0	0	5	4	0	0	0
	Bakersfield	.291	55	172	33	50	11	6	7	35	0	2	1	16	45	2	2	1
Minor League Totals		.246	230	756	111	186	32	11	23	108	0	10	4	59	198	26	14	14

MILLER, Benjamin Revere (Benji)**RHP****Born:** May 2, 1976, Islip, NY**Resides:** Lynchburg, VA**Bats:** Right**Throws:** Right**Height:** 6-2**Weight:** 180**How Obtained:** Giants #21 selection in June, 1997 Draft. Signed by Bobby Myrick.**First Pro Year:** 1998

Attended Liberty (WV) University...led Northwest League in saves in 1998...named to 1998 Northwest League post-season All-Star team...single.

Year	Club	W-L	ERA	G	GS	CG	SHO	SV	IP	H	R	ER	HR	HB	BB	SO	WP	BK
1998	Salem-Keizer	4-3	2.25	30	0	0	0	17	44.0	33	13	11	1	0	20	51	4	0
1999	San Jose	3-2	3.02	47	0	0	0	20	59.2	53	26	20	3	1	17	61	6	2
Minor League Totals		7-5	2.69	77	0	0	0	37	103.2	86	39	31	4	1	37	112	10	2

MONTANO, Marco**RHP****Born:** June 15, 1981, El Caliche de Mano Guayavo, DR**Resides:** Guayavo, DR**Bats:** Right**Throws:** Right**Height:** 6-0**Weight:** 190**How Obtained:** Signed by Giants as non-drafted free agent, July 21, 1999.**First Pro Year:** 1999

Year	Club	W-L	ERA	G	GS	CG	SHO	SV	IP	H	R	ER	HR	HB	BB	SO	WP	BK
1999	DSL-Giants	0-0	6.75	9	0	0	0	0	9.1	9	8	7	2	0	13	5	2	0

NIEMET, Robert L**IF****Born:** August 23, 1976, Columbus, OH**Resides:** Columbus, OH**Bats:** Right**Throws:** Right**Height:** 6-2**Weight:** 204**How Obtained:** Signed by Stan Saleski as non-drafted free agent, June 9, 1999.**First Pro Year:** 1997

Attended Bowling Green (OH) University...single.

Year	Club	AVG	G	AB	R	H	2B	3B	HR	RBI	SH	SF	HP	BB	SO	SB	CS	E
1999	Salem-Keizer	.214	18	56	8	12	1	0	0	4	0	0	1	6	5	1	2	4
	Bakersfield	.263	27	57	7	15	4	0	0	7	0	1	4	13	9	3	1	2
Minor League Totals		.239	45	113	15	27	5	0	0	11	0	1	5	19	14	4	3	6

OBADIA, Gabriel**IF****Born:** March 20, 1980, Barquisimeto, Lara, VZ**Resides:** Barquisimeto, Lara, VZ**Bats:** Both**Throws:** Right**Height:** 5-9**Weight:** 170**How Obtained:** Signed by John Dipuglia as non-drafted free agent, May 15, 1999.**First Pro Year:** 1999

Year	Club	AVG	G	AB	R	H	2B	3B	HR	RBI	SH	SF	HP	BB	SO	SB	CS	E
1999	DSL-Giants	.307	36	114	20	35	5	0	0	11	2	1	4	23	13	10	6	

OJEDA, Joseph Anthony**RHP**

Born: September 27, 1976, Brooklyn, NY
Bats: Right **Throws:** Right
How Obtained: Giants #17 selection in June, 1998 Draft. Signed by Alan Marr.
First Pro Year: 1998

Resides: Brooklyn, NY
Height: 6-4 **Weight:** 210

Graduated from Franklin Delano Roosevelt (Brooklyn, NY) High School in 1995...attended St. Francis (NY) College...single.

Year	Club	W-L	ERA	G	GS	CG	SHO	SV	IP	H	R	ER	HR	HB	BB	SO	WP	BK
1998	Salem-Keizer	0-0	9.00	5	0	0	0	0	5.0	10	7	5	2	0	4	0	0	0
1999	Salem-Keizer	2-3	6.55	16	0	0	0	0	33.0	39	27	24	3	5	21	20	6	1
Minor League Totals		2-3	6.87	21	0	0	0	0	38.0	49	34	29	5	5	21	20	6	1

OROPESA, Edilberto (Eddie)**LHP**

Born: November 23, 1971, Colon Matanzas, Cuba
Bats: Left **Throws:** Left
How Obtained: Selected from Los Angeles in minor league Rule V draft, Dec. 9, 1996.
First Pro Year: 1994

Resides: Canoga Park, CA
Height: 6-3 **Weight:** 215

Attended University of Mantanzas (Cuba)...originally signed by independent St. Paul, August, 1993...#14 selection by Los Angeles in June, 1994 draft...finished 4th in organization for ERA in 1998...loaned by Giants to Mexican League Reynosa, July 8-August 5, 1999...single.

Year	Club	W-L	ERA	G	GS	CG	SHO	SV	IP	H	R	ER	HR	HB	BB	SO	WP	BK
1994	St. Paul	3-1	1.93	4	3	0	0	0	18.2	6	4	4	0	1	9	19	0	0
1994	Vero Beach	4-3	2.13	19	10	1	1	0	72.0	54	24	17	2	4	25	67	2	0
1995	San Antonio	1-1	3.12	16	0	0	0	1	17.1	22	8	6	2	3	12	16	0	1
	Vero Beach	3-1	3.81	19	1	0	0	1	28.1	25	12	12	0	3	10	23	4	2
	San Bernardino	0-0	0.00	1	0	0	0	1	1.0	0	0	0	0	0	0	0	0	0
1996	San Bernardino	11-6	3.34	33	19	0	0	1	156.0	133	74	58	8	6	77	133	8	4
1997	Shreveport	7-7	3.92	43	9	1	0	0	124.0	122	58	54	7	4	64	65	6	6
1998	President	0-2	6.28	8	0	0	0	1	14.0						11	6		
	Shreveport	7-11	3.78	32	20	2	0	0	143.0	143	71	60	6	7	67	104	15	2
1999	Fresno	6-5	4.85	21	18	1	0	0	102.0	113	69	55	15	3	49	61	13	4
	Bakersfield	2-0	3.60	2	1	0	0	0	10.0	13	5	4	2	0	1	10	2	0
	Reynosa	0-4	7.06	7	3	0	0	0	21.2	32	19	17	3	2	16	8	1	0
Minor League Totals		44-41	3.65	205	84	5	1	5	708.1	663	344	287	45	33	341	512	51	19

OTERO, William Orlando**IF**

Born: September 30, 1974, San Juan, PR
Bats: Right **Throws:** Right
How Obtained: Giants #14 selection in June, 1997 draft. Signed by Tony Michalak.
First Pro Year: 1997

Resides: Bayamon, PR
Height: 5-11 **Weight:** 175

Graduated from Dr. Agustia Stahl (Bayamon, PR) High School...attended Ohio Dominican (Columbus, OH) College...earned Howe Sportsdata California League Player of Week honors July 19-25, 1999...named honorable mention for California League post-season All-Star team in 1999...single.

Year	Club	AVG	G	AB	R	H	2B	3B	HR	RBI	SH	SF	HP	BB	SO	SB	CS	E
1997	Salem-Keizer	.238	46	147	22	35	9	3	0	12	0	1	4	17	32	2	1	17
1998	Bakersfield	.294	69	245	33	72	14	0	3	36	7	3	2	35	50	8	0	26
1999	San Jose	.333	96	402	81	134	28	3	10	56	1	1	2	37	67	20	4	11
Minor League Totals		.304	211	794	136	241	51	6	13	104	8	5	8	89	149	30	5	54

OZIAS, Todd Joseph**RHP**

Born: August 13, 1976, Fort Lauderdale, FL
Bats: Right **Throws:** Right
How Obtained: Giants #8 selection in June, 1998 Draft. Signed by John Dipuglia.
First Pro Year: 1998

Resides: Coral Gables, FL
Height: 6-1 **Weight:** 185

Graduated from J.P. Taravella (Coral Springs, FL) High School...attended University of Miami (FL)...named honorable mention for California League post-season All-Star team in 1999...was Player of Month for Bakersfield May, 1999...married (April Ewart, Jan. 30, 1999).

Year	Club	W-L	ERA	G	GS	CG	SHO	SV	IP	H	R	ER	HR	HB	BB	SO	WP	BK
1998	Salem-Keizer	3-4	3.94	27	0	0	0	2	45.2	38	23	20	6	2	12	51	6	0
1999	Bakersfield	5-5	2.56	52	0	0	0	26	56.1	47	21	16	6	1	25	67	6	0
Minor League Totals		8-9	3.18	79	0	0	0	28	102.0	85	44	36	12	3	37	118	12	0

PAULINO, Omar**RHP****Born:** December 18, 1980, Balverde Mar, DR**Resides:** Balverde Mar, DR**Bats:** Right**Throws:** Right**Height:** 6-2**Weight:** 180**How Obtained:** Signed by John Dipuglia as non-drafted free agent, May 20, 1998.**First Pro Year:** 1998

Year	Club	W-L	ERA	G	GS	CG	SHO	SV	IP	H	R	ER	HR	HB	BB	SO	WP	BK
1998	DSL-Giants	0-0	4.70	7	0	0	0	1	7.2	4	8	4	1	2	11	0	3	2
1999	DSL-Giants	0-3	6.41	20	0	0	0	0	19.2	19	23	14	0	4	18	11	3	0
Minor League Totals		0-3	5.93	27	0	0	0	1	27.1	23	31	18	1	6	29	11	6	2

PEREZ, Amauris**RHP****Born:** June 8, 1981, Barahona, DR**Resides:** Barahona, DR**Bats:** Right**Throws:** Right**Height:** 6-2**Weight:** 180**How Obtained:** Signed by John Dipuglia as non-drafted free agent, May 20, 1998.**First Pro Year:** 1998

Year	Club	W-L	ERA	G	GS	CG	SHO	SV	IP	H	R	ER	HR	HB	BB	SO	WP	BK
1998	DSL-Giants	2-2	5.40	18	2	0	0	0	36.2	26	25	22	0	5	38	26	6	1
1999	DSL-Giants	6-6	3.66	16	15	2	0	0	83.2	58	46	34	3	6	63	90	7	0
Minor League Totals		8-8	4.19	34	17	2	0	0	120.1	84	71	56	3	11	101	116	13	1

PERNALETE, Marco Antonio**IF****Born:** October 12, 1978, Barquisimeto Lara, VZ**Resides:** Barquisimeto Lara, VZ**Bats:** Both**Throws:** Right**Height:** 6-0**Weight:** 155**How Obtained:** Signed by Luis Rosa as free agent, Sept. 9, 1995.**First Pro Year:** 1996

Year	Club	AVG	G	AB	R	H	2B	3B	HR	RBI	SH	SF	HP	BB	SO	SB	CS	E	
1996	Bellingham																		
						-Injured, Did Not Play-													
1997	Bakersfield	.270	17	37	6	10	0	0	0	2	1	0	1	2	7	0	1	0	
1998	Bakersfield	.232	73	190	19	44	6	0	0	12	4	0	2	11	52	5	1	1	
1999	San Jose	.238	99	370	50	88	19	0	3	32	5	2	5	30	105	10	3	2	
Minor League Totals		.238	189	597	75	142	25	0	3	46	10	2	8	43	164	15	5	3	

PIMENTAL, Gregorio A.**RHP****Born:** December 4, 1981, Quita Sueno Haina, DR**Resides:** Quita Sueno Haina, DR**Bats:** Right**Throws:** Right**Height:** 6-2**Weight:** 180**How Obtained:** Signed by Giants as non-drafted free agent, July 21, 1999.**First Pro Year:** 1999

Year	Club	W-L	ERA	G	GS	CG	SHO	SV	IP	H	R	ER	HR	HB	BB	SO	WP	BK
1999	DSL-Giants	0-1	7.16	13	1	0	0	1	16.1	18	15	13	2	1	12	13	1	0

PINI, Ryan**OF****Born:** February 11, 1977, Kingman, AZ**Resides:** Salina, UT**Bats:** Left**Throws:** Left**Height:** 6-3**Weight:** 205**How Obtained:** Giants #6 selection in June, 1999 draft. Signed by Joe Strain.**First Pro Year:** 1999

Attended Dixie (UT) Junior College...single.

Year	Club	AVG	G	AB	R	H	2B	3B	HR	RBI	SH	SF	HP	BB	SO	SB	CS	E
1999	Salem-Keizer	.192	40	125	18	24	5	0	2	21	0	0	1	19	40	1	0	5

PRATA, Danny**LHP****Born:** September 13, 1978, Montreal, Quebec, Canada**Resides:** Repentigny, Quebec, Canada**Bats:** Left**Throws:** Left**Height:** 6-0**Weight:** 190**How Obtained:** Signed by Giants as non-drafted free agent, February 26, 1999.**First Pro Year:** 1996

Attended Seminole State (OK) College...named to California League in-season All-Star team in 1999...single.

Year	Club	W-L	ERA	G	GS	CG	SHO	SV	IP	H	R	ER	HR	HB	BB	SO	WP	BK
1999	Bakersfield	9-9	3.91	27	27	0	0	0	142.2	143	80	62	22	9	54	87	6	1

PRIESS, Matthew William (Matt)**C****Born:** November, 24, 1974, Pomona, CA**Resides:** Brea, CA**Bats:** Right**Throws:** Right**Height:** 6-2**Weight:** 190**How Obtained:** Signed by Doug Mapson as free agent, May 20, 1997.**First Pro Year:** 1997

Graduated from Brea-Olinda (CA) High School...attended Cal-Poly San Luis Obispo...single

Year	Club	AVG	G	AB	R	H	2B	3B	HR	RBI	SH	SF	HP	BB	SO	SB	CS	E
1997	Salem-Keizer	.273	46	172	22	47	8	2	3	31	0	3	1	12	30	0	1	6
1998	Bakersfield	.287	52	188	23	54	11	0	4	19	1	2	4	19	30	0	0	11
	Shreveport	.000	2	1	0	0	0	0	0	0	0	0	0	1	0	0	0	0
1999	San Jose	.229	86	293	35	67	11	2	1	28	4	4	2	38	38	1	2	15
	Shreveport	.167	5	12	1	2	0	0	1	1	0	0	0	1	3	0	0	1
Minor League Totals		.255	191	666	81	170	30	4	9	79	5	9	7	71	101	1	3	33

RAJOTTE, Jason O'Neil**LHP****Born:** December 15, 1972, Warwick, RI**Resides:** West Warwick, RI**Bats:** Left**Throws:** Left**Height:** 6-0**Weight:** 180**How Obtained:** Signed by Giants as free agent, March 27, 1999.**First Pro Year:** 1993

Graduated from West Warwick (RI) High School in 1990...attended University of Maine...originally #11 selection by Oakland in June, 1993 draft...released by Athletics, April 9, 1998...single.

Year	Club	W-L	ERA	G	GS	CG	SHO	SV	IP	H	R	ER	HR	HB	BB	SO	WP	BK
1993	Southern Oregon	0-1	6.28	9	0	0	0	0	14.1	15	15	10	2	1	9	14	2	0
1994	West Michigan	0-4	4.15	36	0	0	0	7	47.2	47	28	22	0	1	20	31	2	1
1995	West Michigan	2-2	3.12	44	0	0	0	13	52.0	51	27	18	1	3	38	52	3	0
1996	Modesto	3-6	2.52	47	0	0	0	7	75.0	50	24	21	4	2	28	57	1	0
1997	Huntsville	2-6	4.40	55	0	0	0	3	57.1	67	35	28	5	1	29	35	3	0
1998																		
1999	Bakersfield	1-1	5.23	47	0	0	0	2	53.1	63	35	31	4	1	26	43	3	0
Minor League Totals		8-20	3.90	238	0	0	0	32	299.2	293	164	130	16	9	150	232	14	1

RAMIREZ, Alexander**IF****Born:** March 15, 1982, San Pedro de Macoris, DR**Resides:** San Pedro de Macoris, DR**Bats:** Right**Throws:** Right**Height:** 6-1**Weight:** 160**How Obtained:** Signed by Rick Ragazzo as non-drafted free agent, November 22, 1998.**First Pro Year:** 1999

Year	Club	AVG	G	AB	R	H	2B	3B	HR	RBI	SH	SF	HP	BB	SO	SB	CS	E
1999	DSL-Giants	.190	61	200	39	38	10	2	2	14	6	0	5	48	73	14	3	—

RAMIREZ, Domingo**C****Born:** June 18, 1981, Santo Domingo, DR**Resides:** Santo Domingo, DR**Bats:** Right**Throws:** Right**Height:** 6-1**Weight:** 185**How Obtained:** Signed by John Dipuglia as non-drafted free agent, May 20, 1998.**First Pro Year:** 1998

Year	Club	AVG	G	AB	R	H	2B	3B	HR	RBI	SH	SF	HP	BB	SO	SB	CS	E
1998	DSL-Giants	.205	36	117	6	24	4	0	1	12	0	1	0	7	10	1	0	—
1999	DSL-Giants	.251	50	167	9	42	8	0	1	15	3	2	1	10	13	0	1	—
Minor League Totals		.232	86	284	15	66	12	0	2	27	3	3	1	17	23	1	1	—

RAMIREZ, Hector**RHP****Born:** June 5, 1980, San Cristobal, DR**Resides:** San Cristobal, DR**Bats:** Right**Throws:** Right**Height:** 6-1**Weight:** 175**How Obtained:** Signed by John Dipuglia and Carlos Ramirez as non-drafted free agent, April 22, 1998.**First Pro Year:** 1998

Year	Club	W-L	ERA	G	GS	CG	SHO	SV	IP	H	R	ER	HR	HB	BB	SO	WP	BK
1998	DSL-Giants	3-3	3.07	12	0	0	0	0	29.1	21	11	10	0	4	14	9	4	2
1999	DSL-Giants	2-3	4.52	14	12	1	0	0	67.2	67	42	34	4	6	30	35	11	0
Minor League Totals		5-6	4.08	26	12	1	0	0	97.0	88	53	44	4	10	44	44	15	2

RAMOS, Lorenzo

LHP

Born: San Pedro de Macoris, DR

Resides: San Pedro de Macoris, DR

Bats: Left

Throws: Left

Height: 6-1

Weight: 170

How Obtained: Signed by Luis Rosa as non-drafted free agent, May 30, 1997.

First Pro Year: 1997

Year	Club	W-L	ERA	G	GS	CG	SHO	SV	IP	H	R	ER	HR	HB	BB	SO	WP	BK
1997	DSL-Giants	0-0	0.00	1	0	0	0	0	1.0	1	0	0	0	0	0	1	0	0
1998	DSL-Giants	1-0	0.00	2	0	0	0	0	2.2	0	0	0	0	0	1	2	0	0
1999	DSL-Giants	0-0	3.98	16	0	0	0	0	20.1	19	13	9	2	1	14	15	3	2
Minor League Totals		1-0	3.38	19	0	0	0	0	24.0	20	13	9	2	1	15	18	3	2

Year	Club	AVG	G	AB	R	H	2B	3B	HR	RBI	SH	SF	HP	BB	SO	SB	CS	E
1997	DSL-Giants	.131	46	122	17	16	1	1	0	6	2	0	4	19	36	7	7	—
1998	DSL-Giants	.235	55	200	28	47	10	1	0	5	2	0	5	28	28	6	3	—
1999	DSL-Giants	.273	13	33	7	9	4	1	0	4	0	0	1	5	8	0	1	—
Minor League Totals		.203	114	355	52	72	15	3	0	15	4	0	10	52	72	13	11	—

RANSOM, Troy

OF

Born: July 9, 1978, Mesa, AZ

Resides: Chandler, AZ

Bats: Right

Throws: Right

Height: 6-2

Weight: 180

How Obtained: Giants' #29 selection in June, 1999 draft. Signed by Doug Mapson.

First Pro Year: 1999

Attended South Mountain (AZ) Junior College...his brother, Cody, is also in Giants organization...single.

Year	Club	AVG	G	AB	R	H	2B	3B	HR	RBI	SH	SF	HP	BB	SO	SB	CS	E
1999	Salem-Keizer	.140	26	50	6	7	1	2	0	6	3	1	1	5	19	1	2	0

REYNOSO, Ismael

IF

Born: June 17, 1978, Santa Cruz Del Seibo, DR

Resides: La Romana, DR

Bats: Right

Throws: Right

Height: 5-10

Weight: 170

How Obtained: Selected from Florida in minor league Rule V draft, Dec. 14, 1998.

First Pro Year: 1995

Graduated from Liceo Tiburcio Millan Lopez...originally signed by Florida as non-drafted free agent, Feb. 15, 1995...single.

Year	Club	AVG	G	AB	R	H	2B	3B	HR	RBI	SH	SF	HP	BB	SO	SB	CS	E
1995	DSL-Marlins	.247	21	85	16	21	2	1	0	12	0	1	0	9	12	2	2	—
	GCL-Marlins	.221	25	68	12	15	0	0	0	8	0	0	1	12	18	1	0	5
1996	Brevard County	.114	11	35	5	4	0	0	0	1	1	0	0	1	11	2	1	1
	GCL-Marlins	.155	30	97	8	15	4	0	0	9	0	0	2	3	22	3	2	5
1997	Kane County	.132	34	91	4	12	0	0	0	10	2	0	1	8	21	1	2	9
	Brevard County	.000	2	3	0	0	0	0	0	0	0	0	0	1	2	0	0	0
	GCL-Marlins	.284	48	162	19	46	11	0	2	19	2	1	1	23	30	8	2	11
1998	Kane County	.188	48	144	15	27	4	0	1	9	5	0	4	17	34	3	3	16
	Brevard County	.216	72	231	25	50	4	2	2	19	2	1	4	21	50	6	2	19
1999	San Jose	.249	79	253	26	63	12	1	3	26	6	1	5	12	48	12	3	15
Minor League Totals		.216	370	1169	130	253	37	4	8	113	18	4	18	107	248	38	17	81

ROJAS, Ramon

RHP

Born: January 12, 1981, Puerta Plata, DR

Resides: Puerta Plata, DR

Bats: Right

Throws: Right

Height: 6-3

Weight: 170

How Obtained: Signed by John Dipuglia and Carlos Ramirez as non-drafted free agent, March 20, 1998.

First Pro Year: 1998

Year	Club	W-L	ERA	G	GS	CG	SHO	SV	IP	H	R	ER	HR	HB	BB	SO	WP	BK
1998	DSL-Giants	1-3	5.10	18	1	0	0	2	30.0	36	20	17	1	2	13	13	4	0
1999	DSL-Giants	4-6	3.12	15	15	0	0	0	92.1	91	48	32	7	7	21	47	4	0
Minor League Totals		5-9	3.60	33	16	0	0	2	122.1	127	68	49	8	9	34	60	8	0

SABINO, Miguel**RHP****Born:** September 29, 1978, San Pedro de Macoris, DR **Resides:** San Pedro de Macoris, DR**Bats:** Right **Throws:** Right **Height:** 6-0 **Weight:** 175**How Obtained:** Signed by Luis Rosa as non-drafted free agent, July 19, 1995.**First Pro Year:** 1996

Year	Club	W-L	ERA	G	GS	CG	SHO	SV	IP	H	R	ER	HR	HB	BB	SO	WP	BK
1996	DSL-Giants	4-5	3.77	22	1	0	0	1	45.1	46	28	19	1	0	24	35	3	1
1997	DSL-Giants	6-8	2.60	15	15	0	0	0	93.1	93	49	27	2	5	34	44	7	0
1998	DSL-Giants	0-2	4.12	16	7	0	0	2	59.0	53	30	27	2	4	32	39	4	0
1999	DSL-Giants	1-2	6.44	10	6	0	0	0	43.1	48	35	31	5	3	18	29	3	0
Minor League Totals		11-17	3.88	63	29	0	0	3	241.0	240	142	104	10	12	108	147	17	1

SALA, Tony**RHP****Born:** May 10, 1981, Mendoza, Santo Domingo, DR **Resides:** Mendoza, Santo Domingo, DR**Bats:** Right **Throws:** Right **Height:** 6-1 **Weight:** 145**How Obtained:** Signed by John Dipuglia and Carlos Ramirez as non-drafted free agent, March 20, 1998.**First Pro Year:** 1998

Year	Club	W-L	ERA	G	GS	CG	SHO	SV	IP	H	R	ER	HR	HB	BB	SO	WP	BK
1998	DSL-Giants	1-2	4.85	18	0	0	0	0	39.0	33	28	21	2	2	24	26	6	1
1999	DSL-Giants	1-4	6.51	24	5	0	0	2	47.0	46	46	34	5	8	36	33	6	0
Minor League Totals		2-6	5.76	42	5	0	0	2	86.0	79	74	55	7	10	60	59	12	1

SANCHEZ, Aroldo S.**RHP****Born:** November 5, 1978, Maracaibo, VZ **Resides:** Maracaibo, VZ**Bats:** Right **Throws:** Right **Height:** 6-1 **Weight:** 182**How Obtained:** Signed by Luis Rosa as non-drafted free agent, January 15, 1997.**First Pro Year:** 1997

Year	Club	W-L	ERA	G	GS	CG	SHO	SV	IP	H	R	ER	HR	HB	BB	SO	WP	BK
1997	DSL-Giants	0-0	2.70	7	0	0	0	0	13.1	18	8	4	1	0	6	11	0	0
1998	VSL-Guacara	5-1	1.84	11	11	1	0	0	68.1	52	21	14	4	1	23	66	5	0
1999	VSL-La Victoria	0-1	3.60	3	1	0	0	0	5.0	6	2	2	1	0	0	6	0	0
Minor League Totals		5-2	2.08	21	12	1	0	0	86.2	76	31	20	6	1	29	83	5	0

SANTOS, Deivis Alejandro**OF/1B****Born:** February 9, 1980, Santo Domingo, DR **Resides:** Santo Domingo, DR**Bats:** Left **Throws:** Left **Height:** 6-1 **Weight:** 170**How Obtained:** Signed by Mateo Alou as non-drafted free agent, May 30, 1997.**First Pro Year:** 1997

Year	Club	AVG	G	AB	R	H	2B	3B	HR	RBI	SH	SF	HP	BB	SO	SB	CS	E
1997	DSL-Giants	.271	70	258	29	70	13	2	4	24	1	2	1	23	40	5	5	—
1998	DSL-Giants	.281	60	221	26	62	17	0	1	22	0	2	1	24	22	5	3	—
1999	DSL-Giants	.236	67	237	27	56	10	2	3	40	—	—	—	44	31	7	6	—
Minor League Totals		.263	197	716	82	188	40	4	8	86	—	—	—	91	93	17	14	—

SIMONTON, Benji Kendue**IF/OF****Born:** May 12, 1972, Pittsburgh, CA**Resides:** Pittsburg, CA**Bats:** Right**Throws:** Right**Height:** 6-1**Weight:** 235**How Obtained:** Signed as free agent, January 18, 2000**First Pro Year:** 1992

Graduated from Pittsburg (CA) High School...attended Diablo Valley (Pleasant Hill, CA) Junior College...named JC Player of the Year by Baseball America in 1992...originally #3 selection in June, 1992 Draft...selected by Boston Red Sox in Rule V Draft, Dec. 5, 1994...returned to Giants organization, April 22, 1995...granted free agency, Oct. 16, 1998...signed by Anaheim Angels, Oct. 27, 1998...granted free agency, Oct. 15, 1999.

Year	Club	AVG	G	AB	R	H	2B	3B	HR	RBI	SH	SF	HP	BB	SO	SB	CS	E
1992	Everett	.244	68	225	37	55	10	0	6	34	2	3	3	39	78	9	4	5
1993	Clinton	.255	100	310	52	79	18	4	12	49	0	2	6	40	112	8	7	5
1994	Clinton	.270	67	237	47	64	16	4	14	57	1	0	5	52	73	10	3	2
	San Jose	.297	68	259	41	77	20	0	14	51	1	1	5	32	86	0	2	5
1995	San Jose	.289	61	225	38	65	9	6	8	37	0	4	10	40	78	7	0	3
	Shreveport	.306	38	108	18	33	9	3	4	30	1	1	2	11	32	3	1	2
1996	Shreveport	.249	137	469	86	117	25	1	23	76	1	0	6	101	144	6	4	15
	Phoenix	.750	1	4	1	3	0	0	1	2	0	0	0	1	0	0	0	0
1997	Shreveport	.256	116	387	73	99	15	2	20	79	0	5	6	81	120	7	5	11
1998	San Jose	.320	89	300	59	96	28	4	16	69	0	2	4	53	100	4	2	9
	Shreveport	.280	45	161	19	45	7	1	5	19	0	1	1	19	44	5	0	0
1999	Erie	.242	62	182	13	44	10	1	1	19	2	1	2	28	55	4	4	2
	Lake Elsinore	.370	49	184	39	68	14	2	8	48	0	2	2	29	52	0	0	3
Minor League Totals		.277	901	3051	523	845	181	28	132	570	8	22	52	526	974	63	32	62

SUMMERS, Johnathan August**IF****Born:** November 16, 1976, La Mesa, CA**Resides:** Salt Lake City, UT**Bats:** Both**Throws:** Right**Height:** 6-0**Weight:** 195**How Obtained:** Giants' #13 selection in June, 1998 Draft. Signed by Joe Strain.**First Pro Year:** 1998

Graduated from Butte (MT) High School...attended Trinidad (CO) State Junior College and University of Utah...single.

Year	Club	AVG	G	AB	R	H	2B	3B	HR	RBI	SH	SF	HP	BB	SO	SB	CS	E
1998	Salem-Keizer	.303	56	211	33	64	13	2	1	38	1	1	3	24	48	5	0	9
1999	Bakersfield	.295	114	403	50	119	19	2	7	51	0	1	5	40	65	2	5	13
Minor League Totals		.298	170	614	83	183	32	4	8	89	1	2	8	64	113	7	5	22

TASCHNER, Jack G.**LHP****Born:** April 21, 1978, Milwaukee, WI**Resides:** Racine, WI**Bats:** Left**Throws:** Left**Height:** 6-3**Weight:** 190**How Obtained:** Giants' #2 selection in June, 1999 Draft. Signed by Steve Arrieri.**First Pro Year:** 1999

Graduated from Horlick (Racine, WI) High School...attended Wisconsin-Oshkosh University...single.

Year	Club	W-L	ERA	G	GS	CG	SHO	SV	IP	H	R	ER	HR	HB	BB	SO	WP	BK
1999	Salem-Keizer	3-2	2.51	7	6	0	0	0	28.2	26	12	8	1	0	10	36	0	0

TOMMASINI, Kevin Paul**IF/OF****Born:** January 18, 1975, Eugene, OR**Resides:** Winston, OR**Bats:** Right**Throws:** Right**Height:** 6-1**Weight:** 205**How Obtained:** Signed by Doug Mapson as non-drafted free agent, Jan. 27, 1998.**First Pro Year:** 1998

Graduated from Douglas (Dillard, OR) High School...attended Arizona State University...single.

Year	Club	AVG	G	AB	R	H	2B	3B	HR	RBI	SH	SF	HP	BB	SO	SB	CS	E
1998	Bakersfield	.212	33	99	12	21	5	1	3	11	0	0	1	9	26	0	1	2
	Salem-Keizer	.189	20	53	9	10	3	2	1	8	0	0	2	6	8	3	0	2
	San Jose	.200	6	25	1	5	0	0	1	1	0	0	0	4	0	1	2	
1999	San Jose	.254	108	382	52	97	17	2	6	34	3	1	5	48	86	3	3	1
Minor League Totals		.238	167	559	74	133	25	5	11	54	3	1	8	63	124	6	5	7

TORCATO, Anthony D. (Tony)**IF****Born:** October 25, 1979, Woodland, CA**Resides:** Woodland, CA**Bats:** Left**Throws:** Right**Height:** 6-1**Weight:** 195**How Obtained:** Giants #1 selection (19th pick overall) in June, 1998 Draft. Signed by Doug McMillan.**First Pro Year:** 1998

Graduated from Woodland (CA) High School in 1998...named Giants #3 prospect by *Baseball America* following 1999 season...nearly became 1st teenager to bat .300 in Northwest League since Ken Griffey, Jr. hit .313 at Bellingham in 1987...named to Howe Sportsdata All-Teen team in 1999...single.

Year	Club	AVG	G	AB	R	H	2B	3B	HR	RBI	SH	SF	HP	BB	SO	SB	CS	E
1998	Salem-Keizer	.291	59	220	31	64	15	2	3	43	0	6	3	14	38	4	2	17
1999	Bakersfield	.291	110	422	50	123	25	0	4	58	1	7	3	30	67	2	1	28
Minor League Totals		.291	169	642	81	187	40	2	7	101	1	13	6	44	105	6	3	45

TORRES, Dalin**RHP****Born:** July 30, 1981, Santo Domingo, DR**Resides:** Santo Domingo, DR**Bats:** Right**Throws:** Right**Height:** 6-3**Weight:** 186**How Obtained:** Signed by John Dipuglia and Carlos Ramirez as non-drafted free agent, April 1, 1998.**First Pro Year:** 1998

Year	Club	W-L	ERA	G	GS	CG	SHO	SV	IP	H	R	ER	HR	HB	BB	SO	WP	BK
1998	DSL-Giants	1-7	4.25	12	10	2	0	0	55.0	43	36	26	2	8	41	19	11	9
1999	DSL-Giants	0-0	6.35	6	0	0	0	0	5.2	4	6	4	0	1	8	4	1	0
Minor League Totals		1-7	4.45	18	10	2	0	0	60.2	47	42	30	2	9	49	23	12	9

TSOUKALAS, John Anthony**IF****Born:** August 24, 1970, Seattle, WA**Resides:** Everett, WA**Bats:** Left**Throws:** Right**Height:** 6-1**Weight:** 190**How Obtained:** Signed by Giants as free agent, March 7, 1999.**First Pro Year:** 1991

Attended Gonzaga (Spokane, WA) University...originally #16 selection by Toronto in June, 1991 draft...released by Blue Jays, October 8, 1992...signed by Seattle as free agent, March 1, 1995...released by Mariners, April 2, 1995...signed by independent Thunder Bay June, 1995...signed by independent Madison, August 1996...signed by independent Sioux Falls, May 1997...signed by independent St. Paul, May 1998.

Year	Club	AVG	G	AB	R	H	2B	3B	HR	RBI	SH	SF	HP	BB	SO	SB	CS	E
1991	Medicine Hat	.285	64	242	35	69	11	0	2	39	1	0	5	24	21	4	2	22
1992	Myrtle Beach	.230	91	265	23	61	8	0	5	28	3	2	7	18	43	0	1	1
1995	Thunder Bay	.293	80	290	34	85	13	0	3	38	2	4	1	35	38	4	4	11
1996	Thunder Bay	.274	49	175	14	48	11	0	1	21	0	0	1	16	35	4	1	11
	Madison	.343	18	70	15	24	7	0	1	12	1	2	0	6	8	0	1	5
1997	Sioux Falls	.300	81	300	44	90	19	0	2	34	0	4	3	38	40	6	4	22
1998	St. Paul	.261	82	310	46	81	15	0	1	35	2	2	1	34	55	3	3	14
1999	San Jose	.322	64	208	36	67	15	1	9	41	0	0	1	25	42	0	1	2
Minor League Totals		.282	529	1860	247	525	99	1	24	248	9	14	19	196	282	17	17	88

TUCKER, Benjamin William (Ben)**RHP****Born:** November 6, 1973, Fresno, CA**Resides:** Fresno, CA**Bats:** Right**Throws:** Right**Height:** 6-4**Weight:** 210**How Obtained:** Giants #8 selection in June, 1995 Draft. Signed by Dick Cole.**First Pro Year:** 1995

Graduated from Bullard (Fresno, CA) High School in 1991...attended the University of Southern California...earned Howe Sportsdata California League Pitcher of Week honors July 12-18, 1999...single.

Year	Club	W-L	ERA	G	GS	CG	SHO	SV	IP	H	R	ER	HR	HB	BB	SO	WP	BK
1995	Bellingham	2-1	1.91	12	10	0	0	0	56.2	53	21	12	4	4	19	48	2	1
1996	San Jose	1-4	6.25	13	13	0	0	0	67.2	71	54	47	8	1	36	30	6	4
1997									-Injured, Did Not Play-									
1998	San Jose	5-5	3.75	29	14	0	0	1	112.2	97	54	47	10	9	33	69	3	2
1999	Shreveport	3-3	4.18	18	0	0	0	1	28.0	37	19	13	1	1	12	12	1	0
	San Jose	4-6	4.57	16	15	0	0	0	82.2	106	46	42	7	12	26	65	5	0
Minor League Totals		15-19	4.17	88	52	0	0	2	347.2	364	194	161	30	27	126	224	17	7

TURCO, Paul**IF****Born:** October 17, 1976, Worcester, MA**Resides:** Sarasota, FL**Bats:** Both**Throws:** Right**Height:** 5-11**Weight:** 162**How Obtained:** Giants #39 selection in June, 1999 draft. Signed by Stan Saleski.**First Pro Year:** 1999

Attended Auburn (AL) University...single.

Year	Club	AVG	G	AB	R	H	2B	3B	HR	RBI	SH	SF	HP	BB	SO	SB	CS	E
1999	Salem-Keizer	.181	44	116	8	21	3	0	0	5	6	0	1	10	27	3	1	14

TYLER, Joshua James (Josh)**IF/OF****Born:** September 6, 1973, Sellersville, PA**Resides:** Green Lane, PA**Bats:** Right**Throws:** Right**Height:** 6-1**Weight:** 185**How Obtained:** Selected from Milwaukee in minor league Rule V draft, Dec. 15, 1997.**First Pro Year:** 1994

Graduated from Upper Perkiomen (Pennsburg, PA) High School and University of Pittsburgh...originally #24 selection by Milwaukee in June, 1994 draft...single.

Year	Club	AVG	G	AB	R	H	2B	3B	HR	RBI	SH	SF	HP	BB	SO	SB	CS	E
1994	Chandler	.269	54	193	35	52	4	3	0	24	0	4	6	30	34	8	4	19
1995	Beloit	.237	77	186	24	44	5	0	2	27	7	3	2	36	40	3	6	4
1996	Stockton	.322	75	273	42	88	14	2	2	33	7	2	11	25	35	4	8	18
1997	Stockton	.310	114	416	63	129	28	4	4	46	5	3	10	20	54	21	7	12
	Tucson	.000	1	0	0	0	0	0	0	0	0	0	0	0	0	0	0	0
1998	San Jose	.247	50	194	24	48	10	2	1	21	3	2	0	10	29	7	8	6
	Shreveport	.205	14	39	5	8	0	0	0	3	0	1	1	1	4	0	0	2
	Bakersfield	.268	53	220	27	59	14	1	6	43	3	2	3	11	32	12	2	11
	Fresno	.000	3	0	0	0	0	0	0	0	0	0	0	1	1	0	0	0
1999	Shreveport	.263	105	331	41	87	17	0	3	39	3	2	4	30	53	14	5	21
Minor League Totals		.278	545	1855	261	515	92	12	18	236	28	19	37	164	282	69	40	93

URBAN, Jeffrey Thomas**LHP****Born:** January 25, 1977, Anderson, IN**Resides:** Alexandria, IN**Bats:** Right**Throws:** Left**Height:** 6-8**Weight:** 215**How Obtained:** Giants sandwich selection (41st pick overall) in June, 1998 Draft. Signed by Mike Keenan.**First Pro Year:** 1998

Graduated from Alexandria (IN) High School...played 2 college seasons at Ball State University...earned Cardinals' Most Valuable Pitcher award in 1998...single.

Year	Club	W-L	ERA	G	GS	CG	SHO	SV	IP	H	R	ER	HR	HB	BB	SO	WP	BK
1998	Salem-Keizer	1-2	4.98	5	3	0	0	0	21.2	21	14	12	1	0	8	22	2	0
	San Jose	4-0	3.52	4	4	0	0	0	23.0	27	13	9	2	3	5	23	2	0
1999	Shreveport	2-7	5.81	14	14	0	0	0	69.2	100	54	45	8	1	19	54	3	0
	San Jose	8-5	3.76	15	13	0	0	0	81.1	78	41	34	7	4	18	89	0	0
Minor League Totals		15-14	4.60	38	34	0	0	0	195.2	226	122	100	18	8	50	188	7	0

VALDERRAMA, Carlos Alberto**OF****Born:** November, 30, 1977, Bachaquero, VZ**Resides:** Maracaibo, VZ**Bats:** Right**Throws:** Right**Height:** 5-11**Weight:** 175**How Obtained:** Signed by Luis Rosa as free agent, Feb. 23, 1995.**First Pro Year:** 1995

Year	Club	AVG	G	AB	R	H	2B	3B	HR	RBI	SH	SF	HP	BB	SO	SB	CS	E
1995	DSL-Giants	.228	22	57	7	13	1	0	0	4	0	0	0	6	10	1	2	
1996	DSL-Giants	.223	46	166	29	37	4	1	0	11	1	0	1	29	24	26	10	
1997	Salem-Keizer	.319	41	138	21	44	7	3	3	28	0	2	0	12	29	22	0	1
1998	Salem-Keizer	.345	7	29	5	10	1	0	0	4	0	0	0	1	7	4	0	0
1999	San Jose	.256	26	90	12	23	2	0	0	12	2	0	0	4	19	8	4	0
	Salem-Keizer	.291	40	134	27	39	3	1	2	18	3	0	0	12	34	17	2	2
Minor League Totals		.270	182	614	101	166	18	5	5	77	6	2	1	64	123	78	18	3

VALDEZ, Miguel A.**C**

Born: December 4, 1981, Sabana Grande de Pelanque, DR **Resides:** Pelanque, DR
Bats: Right **Throws:** Right **Height:** 6-0 **Weight:** 180
How Obtained: Signed by John Dipuglia as non-drafted free agent, July 6, 1999.
First Pro Year: 1999

Year	Club	AVG	G	AB	R	H	2B	3B	HR	RBI	SH	SF	HP	BB	SO	SB	CS	E
1999	DSL-Giants	.287	30	101	25	29	3	1	0	4	4	0	1	15	10	13	4	

VALDEZ, Samuel**RHP**

Born: June 12, 1981, Santo Domingo, DR **Resides:** Santo Domingo, DR
Bats: Right **Throws:** Right **Height:** 6-2 **Weight:** 170
How Obtained: Signed by John Dipuglia and Carlos Ramirez as non-drafted free agent, March 20, 1998.
First Pro Year: 1998

Year	Club	W-L	ERA	G	GS	CG	SHO	SV	IP	H	R	ER	HR	HB	BB	SO	WP	BK
1998	DSL-Giants	1-5	6.38	13	6	1	1	1	36.2	49	37	26	4	5	15	20	3	1
1999	DSL-Giants	1-2	6.26	14	1	0	0	0	23.0	28	25	16	1	4	24	22	7	0
Minor League Totals		2-7	6.34	27	7	1	1	1	59.2	77	62	42	5	9	39	42	10	1

VALENTI, Jon Michael**RHP**

Born: November 26, 1973, Bakersfield, CA **Resides:** Bakersfield, CA
Bats: Right **Throws:** Right **Height:** 6-1 **Weight:** 195
How Obtained: Selected from Oakland in minor league Rule V draft, Dec. 15, 1997.
First Pro Year: 1994

Graduated from Highland (Bakersfield, CA) High School in 1991...attended Oklahoma City University...originally #15 selection by Oakland in June, 1994 draft...was primarily 1st and 3rd baseman his initial 5 years in professional baseball...married (Jacquelyn Ludy, Jan. 30, 1999).

Year	Club	W-L	ERA	G	GS	CG	SHO	SV	IP	H	R	ER	HR	HB	BB	SO	WP	BK
1997	Modesto	0-0	0.00	1	0	0	0	0	1.0	1	0	0	0	0	0	1	0	0
1998	Bakersfield	1-2	7.08	9	2	0	0	0	20.1	26	21	16	5	0	13	11	1	0
1999	Bakersfield	4-1	5.12	46	0	0	0	1	84.1	85	55	48	15	5	39	69	4	1
Minor League Totals		5-3	5.45	56	2	0	0	1	105.2	112	76	64	20	5	52	81	5	1

Year	Club	AVG	G	AB	R	H	2B	3B	HR	RBI	SH	SF	HP	BB	SO	SB	CS	E
1994	ASL-Athletics	.287	53	195	27	56	9	5	2	27	0	2	3	19	34	4	4	5
1995	Southern Oregon	.209	35	110	13	23	5	0	2	16	1	2	1	8	18	2	0	6
1996	West Michigan	.260	125	462	46	120	19	4	11	57	1	3	5	33	91	5	3	45
1997	Modesto	.293	105	283	43	83	17	1	5	43	2	2	2	39	55	0	3	15
1998	Bakersfield	.245	113	371	52	91	23	1	6	35	2	5	1	57	65	2	2	25
Minor League Totals		.262	431	1421	181	373	73	11	26	178	6	14	12	156	263	13	12	96

VENT, Kevin M.**RHP**

Born: June 1, 1977, Kennett, MO **Resides:** Maumelle, AR
Bats: Right **Throws:** Right **Height:** 6-0 **Weight:** 185
How Obtained: Giants #8 selection in June, 1999 draft. Signed by Todd Thomas.
First Pro Year: 1999

Attended University of Arkansas...single.

Year	Club	W-L	ERA	G	GS	CG	SHO	SV	IP	H	R	ER	HR	HB	BB	SO	WP	BK
1999	Salem-Keizer	2-3	5.03	17	6	0	0	3	39.1	44	25	22	4	1	18	31	2	1

VERDUGO, Jason Verlin**RHP****Born:** March 28, 1975, Kearney, AZ**Resides:** Tempe, AZ**Bats:** Right**Throws:** Right**Height:** 6-2**Weight:** 195**How Obtained:** Giants #12 selection in June, 1997 Draft. Signed by Doug Mapson.**First Pro Year:** 1997

Graduated from Canyon Del Oro (Tucson, AZ) High School...attended Arizona State University...married (Tanya Hermosillo, Feb. 7, 1999).

Year	Club	W-L	ERA	G	GS	CG	SHO	SV	IP	H	R	ER	HR	HB	BB	SO	WP	BK
1997	Salem-Keizer	4-8	4.83	16	14	0	0	0	78.1	85	48	42	7	6	25	82	1	1
1998	Bakersfield	6-6	3.25	28	11	0	0	3	80.1	79	35	29	4	2	15	59	0	0
	San Jose	0-0	0.00	1	0	0	0	0	1.0	2	0	0	0	0	0	1	0	0
	Shreveport	1-2	3.72	9	1	0	0	1	19.1	17	9	8	4	0	6	27	0	0
	Shreveport	2-3	3.02	40	0	0	0	8	62.2	58	34	21	7	1	12	46	4	2
	Fresno	1-0	4.87	9	2	0	0	0	20.1	19	14	11	5	0	9	29	1	0
Minor League Totals		14-19	3.81	103	28	0	0	12	262.0	260	140	111	27	9	67	244	6	3

WELLS, Matthew R. (Matt)**RHP****Born:** January 2, 1975, Reno, NV**Resides:** Quincy, CA**Bats:** Right**Throws:** Right**Height:** 6-2**Weight:** 210**How Obtained:** Giants #5 selection in June, 1996 Draft. Signed by Doug McMillan.**First Pro Year:** 1996

Graduated from Quincy (CA) High School...attended University of Nevada-Reno...single.

Year	Club	W-L	ERA	G	GS	CG	SHO	SV	IP	H	R	ER	HR	HB	BB	SO	WP	BK
1996	Bellingham	2-4	7.05	12	11	0	0	0	44.2	57	38	35	9	2	30	41	0	0
1997	Bakersfield	8-12	4.45	29	25	0	0	0	143.2	154	87	71	10	6	81	109	8	0
1998	Bakersfield	3-8	4.50	40	6	0	0	5	104.0	107	63	52	9	8	46	70	3	3
1999	San Jose	8-5	3.67	57	0	0	0	7	90.2	73	41	37	4	1	65	100	6	0
Minor League Totals		21-29	4.58	138	42	0	0	12	383.0	391	229	195	32	17	222	320	17	3

WELLS, Zachary Allen**RHP****Born:** February, 23, 1977, Concord, CA**Resides:** Clayton, CA**Bats:** Right**Throws:** Right**Height:** 6-4**Weight:** 205**How Obtained:** Giants' #29 selection in June, 1997 Draft. Signed by Matt Nerland.**First Pro Year:** 1997

Graduated from Clayton Valley (Clayton, CA) High School...attended Diablo Valley (Pleasant Hill, CA) College...was OF/1B his 1st 2 years in professional baseball...single.

Year	Club	W-L	ERA	G	GS	CG	SHO	SV	IP	H	R	ER	HR	HB	BB	SO	WP	BK
1999	Bakersfield	0-0	3.00	4	0	0	0	0	6.0	6	4	2	2	2	1	3	0	0
	Salem-Keizer	4-1	3.48	15	0	0	0	1	20.2	17	13	8	2	3	8	13	0	0
Minor League Totals		4-1	3.38	19	0	0	0	1	26.2	23	17	10	4	5	9	16	0	0

Year	Club	AVG	G	AB	R	H	2B	3B	HR	RBI	SH	SF	HP	BB	SO	SB	CS	E
1997	Salem-Keizer	.284	62	218	47	62	9	2	10	43	0	0	2	48	57	3	1	5
1998	Bakersfield	.210	49	143	9	30	6	3	1	14	2	2	3	17	52	0	3	5
Minor League Totals		.255	111	361	56	92	15	5	11	57	2	2	5	65	109	3	4	10

WILLIAMS, David Keith (Keith)**OF****Born:** April 21, 1972, Bedford, PA**Resides:** Bedford, PA**Bats:** Right**Throws:** Right**Height:** 6-0**Weight:** 190**How Obtained:** Giants #7 selection in June, 1993 Draft. Signed by Gary Robinson.**First Pro Year:** 1993

Graduated from Bedford (PA) High School in 1990...attended Clemson (SC) University...Northwest League All-Star in 1993...Texas League All-Star in 1997...set Shreveport record for RBI in 1997...married (Jennifer Moreno, July 7, 1998).

Year	Club	AVG	G	AB	R	H	2B	3B	HR	RBI	SH	SF	HP	BB	SO	SB	CS	E
1993	Everett	.302	75	288	57	87	21	5	12	49	2	0	3	48	73	21	7	3
1994	San Jose	.300	128	504	91	151	30	8	21	97	0	8	4	60	102	4	3	3
1995	Shreveport	.305	75	275	39	84	20	1	9	55	0	7	0	23	39	5	3	4
	Phoenix	.301	24	83	7	25	4	1	2	14	4	2	1	5	11	0	0	0
1996	Phoenix	.274	108	398	63	109	25	3	13	63	1	5	0	52	96	2	2	2
	San Francisco	.250	9	20	0	5	0	0	0	0	0	0	0	0	6	0	0	0
1997	Phoenix	.200	3	5	0	1	0	0	0	0	0	0	0	0	2	0	0	0
	Shreveport	.320	131	493	83	158	37	7	22	106	0	7	3	46	94	3	0	6
1998	Fresno	.292	113	353	47	103	23	2	19	68	1	4	2	18	74	0	1	8
1999	Fresno	.282	89	294	46	83	23	3	11	50	2	3	2	34	50	4	2	3
Minor League Totals		.297	746	2693	433	801	183	30	109	502	10	36	15	286	541	39	18	29
M.L. Totals		.250	9	20	0	5	0	0	0	0	0	0	0	0	6	0	0	0

WILLIAMS, Jerome L.**RHP****Born:** December 4, 1981, Honolulu, HI**Resides:** Las Vegas, NV**Bats:** Right**Throws:** Right**Height:** 6-3**Weight:** 180**How Obtained:** Giants sandwich selection (39th pick overall) in June, 1999 Draft. Signed by Darren Wittcke.**First Pro Year:** 1999

Graduated from Waipahu (HI) High School in 1999...selected Giants #4 prospect by Baseball America in 1999...earned Howe Sportsdata Northwest League Pitcher of Week honors Aug. 23-29, 1999...single.

Year	Club	W-L	ERA	G	GS	CG	SHO	SV	IP	H	R	ER	HR	HB	BB	SO	WP	BK
1999	Salem-Keizer	1-1	2.19	7	7	1	0	0	37.0	29	13	9	1	3	11	34	1	0

WOJCIECHOWSKI, Steven Joseph (Steve)**LHP****Born:** July 29, 1970, Blue Island, IL**Resides:** Calgary, Alberta, Canada**Bats:** Left**Throws:** Left**Height:** 6-2**Weight:** 185**How Obtained:** Signed by Giants as free agent, July 26, 1999**First Pro Year:** 1991

Graduated from T.F. North (IL) High School in 1988...attended St. Xavier College...originally #4 selection by Oakland in June, 1991 Draft...granted free agency, Oct. 17, 1997...signed by Minnesota, July 13, 1998...released by Twins, April 5, 1999.

Year	Club	W-L	ERA	G	GS	CG	SHO	SV	IP	H	R	ER	HR	HB	BB	SO	WP	BK
1991	Southern Oregon	2-5	3.76	16	11	0	0	0	67.0	74	45	28	4	1	29	50	6	1
1992	Modesto	6-3	3.53	14	14	0	0	0	66.1	60	32	26	2	1	27	53	5	2
1993	Modesto	8-2	2.55	14	14	1	1	0	84.2	64	29	24	3	0	36	52	1	1
	Huntsville	4-6	5.32	13	13	1	1	0	67.2	91	50	40	6	2	30	52	5	1
1994	Huntsville	10-5	3.10	27	26	1	0	0	177.0	148	72	61	7	0	62	114	10	2
1995	Edmonton	6-3	3.69	14	12	2	1	0	78.0	75	37	32	5	1	21	39	4	2
	Oakland	2-3	5.18	14	7	0	0	0	48.2	51	28	28	7	1	28	13	0	0
1996	Edmonton	4-3	3.73	11	11	1	1	0	60.1	56	32	25	3	2	21	46	4	0
	Oakland	5-5	5.65	16	15	0	0	0	79.2	97	57	50	10	2	28	30	3	1
1997	Edmonton	8-2	3.84	26	7	0	0	1	65.2	68	33	28	6	2	23	49	2	1
	Oakland	0-2	7.84	2	2	0	0	0	10.1	17	9	9	2	0	1	5	0	0
1998	GCL-Twins	0-0	0.00	2	0	0	0	0	3.2	2	0	0	0	0	0	7	0	0
	Salt Lake	0-2	6.55	9	1	0	0	0	11.0	13	10	8	0	0	7	6	1	0
1999	Sonoma City	6-3	4.41	10	10	0	0	0	63.1	61	42	31	6	2	25	55	3	0
Minor League Totals		54-34	3.66	156	119	6	4	1	744.2	712	382	303	42	11	281	523	41	10
M.L. Totals		7-10	5.65	32	24	0	0	0	138.2	165	94	87	19	3	57	48	3	1

WRIGHT, Michael Ryan**C****Born:** March 13, 1976, San Jose, CA**Resides:** San Jose, CA**Bats:** Right**Throws:** Right**Height:** 6-2**Weight:** 210**How Obtained:** Signed by Matt Nerland as non-drafted free agent, June 19, 1999.**First Pro Year:** 1999

Graduated from Bellarmine (San Jose, CA) College Prep...attended San Jose State University...single.

Year	Club	AVG	G	AB	R	H	2B	3B	HR	RBI	SH	SF	HP	BB	SO	SB	CS	E
1999	Salem-Keizer	.270	24	63	14	17	4	0	1	7	0	1	2	17	12	0	0	6

YACCO, Anthony J.**RHP****Born:** December 2, 1980, White Plains, NY**Resides:** Mahopac, NY**Bats:** Right**Throws:** Right**Height:** 6-3**Weight:** 220**How Obtained:** Giants #10 selection in June, 1999 Draft. Signed by Alan Marr.**First Pro Year:** 1999

Graduated from Mahopac (NY) High School in 1999...single.

Year	Club	W-L	ERA	G	GS	CG	SHO	SV	IP	H	R	ER	HR	HB	BB	SO	WP	BK
1999	Salem-Keizer	0-1	13.15	9	4	0	0	1	13.0	16	19	19	1	5	14	12	4	1

YOUNG, Travis Ryan**IF****Born:** September 8, 1974, Albuquerque, NM**Resides:** Albuquerque, NM**Bats:** Right**Throws:** Right**Height:** 6-1**Weight:** 185**How Obtained:** Giants #11 selection in June, 1997 Draft. Signed by Doug Mapson.**First Pro Year:** 1997

Graduated from Manzano (Albuquerque, NM) High School...attended University of New Mexico...led Northwest League in hits and runs in 1997...earned post-season All-Star honors in Northwest League in 1997...single.

Year	Club	AVG	G	AB	R	H	2B	3B	HR	RBI	SH	SF	HP	BB	SO	SB	CS	E
1997	Salem-Keizer	.334	76	320	80	107	11	6	1	34	1	3	5	30	50	40	8	18
1998	San Jose	.244	133	517	79	126	21	2	4	63	11	6	8	61	101	27	12	17
1999	Shreveport	.264	108	416	68	110	28	2	5	38	7	2	8	33	75	16	11	15
	Fresno	.250	26	92	15	23	1	1	2	11	1	1	3	9	23	3	2	1
Minor League Totals		.272	343	1345	242	366	61	11	12	146	20	12	24	133	249	86	33	51

ZERBE, William Chad (Chad)**LHP****Born:** April 27, 1972, Findlay, OH**Resides:** Tampa, FL**Bats:** Left**Throws:** Left**Height:** 6-0**Weight:** 190**How Obtained:** Signed by Giants as free agent, November 26, 1997.**First Pro Year:** 1991

Graduated from Gaither (Tampa, FL) High School...attended Hillsborough (FL) Community College...originally #17 selection by Los Angeles in June, 1991 draft...released by Dodgers, December 10, 1996...signed as free agent by Arizona, May 20, 1997...signed by Independent Sonoma County, 1997...granted free agency, October 16, 1998...re-signed by Giants, March 4, 1999...earned Howe Sportsdata California League Pitcher of Week honors April 19-25, 1999.

Year	Club	W-L	ERA	G	GS	CG	SHO	SV	IP	H	R	ER	HR	HB	BB	SO	WP	BK
1991	GCL-Dodgers	0-2	2.20	16	1	0	0	0	32.2	31	19	8	1	0	15	23	6	3
1992	Great Falls	8-3	2.14	15	15	1	0	0	92.1	75	27	22	2	5	26	70	5	0
1993	Bakersfield	0-10	5.91	14	12	1	0	0	67.0	83	60	44	2	2	47	41	2	2
	Vero Beach	1-0	6.57	10	0	0	0	0	12.1	12	10	9	0	2	13	11	3	1
1994	Vero Beach	5-5	3.39	18	18	1	0	0	98.1	88	50	37	6	2	32	68	6	0
1995	San Bernardino	11-7	4.57	28	27	1	0	0	163.1	168	103	83	15	3	64	94	4	0
1996	San Antonio	4-6	4.50	17	11	1	0	1	86.0	98	52	43	9	2	37	38	4	0
1997	High Desert	1-6	7.43	9	8	0	0	0	36.1	61	49	30	7	1	15	26	1	0
	Sonoma County	4-5	5.42	14	13	2	0	0	89.2	117	70	54	7	3	36	52	1	0
1998	San Jose	2-0	3.35	23	0	0	0	1	37.2	37	16	14	3	3	12	28	1	0
1999	Bakersfield	7-7	3.64	21	21	0	0	0	126.0	124	66	51	4	2	33	81	6	0
	Shreveport	1-3	1.96	7	6	0	0	0	41.1	32	13	9	2	3	10	16	0	1
Minor League Totals		44-54	4.12	192	132	7	1	2	883.0	926	535	404	58	28	340	548	39	7

ZIRELLI, Michael**RHP****Born:** January 21, 1977, Burlingame, CA**Resides:** San Carlos, CA**Bats:** Right**Throws:** Right**Height:** 6-4**Weight:** 210**How Obtained:** Giants #23 selection in June, 1999 Draft. Signed by John Shafer.**First Pro Year:** 1999

Attended Cal-Poly San Luis Obispo University...single.

Year	Club	W-L	ERA	G	GS	CG	SHO	SV	IP	H	R	ER	HR	HB	BB	SO	WP	BK
1999	Salem-Keizer	1-4	4.41	25	0	0	0	2	51.0	50	31	25	9	3	17	47	6	0

ZUNIGA, Jose Antonio (Tony)**IF****Born:** January 13, 1975, Orange, CA**Resides:** Santa Ana, CA**Bats:** Right**Throws:** Right**Height:** 6-0**Weight:** 185**How Obtained:** Giants #11 selection in June, 1996 Draft. Signed by Rick Ragazzo.**First Pro Year:** 1996

Graduated from Saddleback (Santa Ana, CA) High School...attended Rancho Santiago (CA) Junior College...earned Howe Sportsdata's California League Player of Week honors Aug. 2-8, 1999...single.


Year	Club	AVG	G	AB	R	H	2B	3B	HR	RBI	SH	SF	HP	BB	SO	SB	CS	E
1996	Bellingham	.299	69	264	36	79	11	1	2	35	4	2	0	34	47	0	5	9
1997	San Jose	.183	97	289	24	53	10	0	1	32	6	2	11	33	48	3	3	13
1998	San Jose	.244	113	397	52	97	20	4	8	59	0	3	5	39	64	1	2	16
1999	San Jose	.270	136	533	82	144	33	3	10	66	3	4	13	65	89	9	4	30
Minor League Totals		.252	415	1483	194	373	74	8	21	192	13	11	29	171	248	13	14	68

1999 Giants June Draft Selections

Round	Pick	Name	Pos	School	HT	WT	B/T	Birthdate	Scout
1	23	Kurt Ainsworth	RHP	LSU	6-3	185	R/R	9/9/78	Korenek
SAN	39	Jerome Williams	RHP	Waipahu HS, HI	6-3	180	R/R	12/4/81	Wittcke
2	62	John Thomas	LHP	Righetti HS, CA	6-2	190	L/L	7/24/81	Mapson
2	75	Jack Taschner	LHP	Wisconsin-Oshkosh	6-3	190	L/L	4/21/78	Arneri
3	108	Sean McGowan	1B	Boston College	6-6	240	R/R	5/15/77	Tufts
4	138	Jeremy Cunningham	RHP	Cal Poly SLO	6-5	190	R/R	8/4/78	Shafer
5	168	Ryan Cox	RHP	Southern Illinois	6-3	195	R/R	12/25/76	Arneri
6	198	Ryan Pene	OF	Dixie College, UT	6-3	205	L/L	2/11/77	Strain
7	228	Joe Jester	SS	Arkansas	5-10	180	R/R	7/17/78	Thomas
8	258	Kevin Vent	RHP	Arkansas	6-0	185	R/R	6/1/77	Thomas
9	288	Josh Cook	3B	Yuba College	6-2	195	R/R	6/1/78	Nerland
10	318	Anthony Yacco	RHP	Mahopac HS, NY	6-3	220	R/R	12/2/80	Marr
11	348	Jeff Verplancke	RHP	Cal State Los Angeles	6-3	200	R/R	11/18/77	Wittcke
12	378	Ron Merrill	SS	Tampa	6-1	180	R/R	11/13/78	Zimmer
13	408	Fletcher Lee	RHP	Lewis & Clark, ID	6-1	190	R/R	1/29/76	Shafer
14	438	Michael Meyer	RHP	Arizona	6-2	180	R/R	12/18/77	Mapson
15	468	Harold Featherstone	RHP	North Carolina A&T	6-2	175	R/R	6/20/77	Myrick
16	498	Micah Holst	OF	SW Missouri State	6-2	195	R/R	3/5/77	Thomas
17	528	Yance Cozier	RHP	St. Bonaventure	6-6	245	R/R	9/26/77	Marr
18	558	Brian Meagher	LHP	College of San Mateo	6-2	185	L/L	5/11/77	Nerland
19	588	Ryan Cheo	LHP	Saddleback JC	6-3	185	L/L	11/28/79	Wittcke
20	618	Anthony Turco	OF	St. Petersburg JC	5-9	173	L/R	10/8/79	Zimmer
21	648	Ryan Luther	UT	Lewis & Clark, ID	6-0	185	R/R	1/21/77	Shafer
22	678	Jason Barrow	CF	Chemeketa JC	6-0	175	R/R	8/3/180	Shafer
23	708	Michael Zirelli	RHP	Cal Poly SLO	6-4	205	R/R	1/21/77	Shafer
24	738	William Murphy	LHP	Arlington HS, CA	6-0	170	L/L	5/9/81	Wittcke
25	768	Andrew Edwards	RHP	Christ The King HS, NY	6-5	200	R/R	11/22/81	Marr
26	798	Kevin Alexander	SS	Modesto JC	5-10	162	R/R	9/15/80	Nerland
27	828	Troy Gustafson	SS	Blaine HS, MN	6-3	180	R/R	6/13/80	Arneri
28	858	Lars Hansen	C	Hawaii	6-2	215	L/R	6/29/76	Wittcke
29	888	Troy Ransom	OF	South Mountain JC, AZ	6-2	180	R/R	7/9/78	Mapson
30	918	Ryan Davis	OF	Cosumnes River JC	6-2	185	L/L	11/2/78	Nerland
31	948	Scott Daeley	OF	Wake Forest	5-9	170	R/R	2/25/77	Myrick
32	978	Tim Gilhooly	C	San Ramon Valley HS	6-4	205	R/R	8/31/81	Nerland
33	1008	Kavonski Chatman	LHP	Northeast Texas JC	6-0	190	L/L	1/3/80	Thomas
34	1038	Scott Shoemaker	RHP	Granite Hills HS	6-3	195	R/R	9/21/81	Wittcke
35	1068	Robert Lorona	SS	Hayden HS, AZ	6-1	170	R/R	12/27/80	Mapson
36	1098	Bryan Lang	OF	Scottsdale JC	6-3	195	L/R	9/17/79	Mapson
37	1128	Chris Norris	RHP	Central Arizona JC	6-4	205	R/R	12/13/79	Mapson
38	1158	Drew Endicott	RHP	Carthage HS, MD	6-3	170	R/R	3/30/81	Thomas
39	1188	Paul Turco	SS	Auburn	5-11	162	S/R	10/17/76	Saleski
40	1218	Travis Veracka	LHP	Massachusetts-Amherst	6-3	190	R/L	10/28/78	Tufts
41	1247	Winston Woods	OF	Broward JC, FL	6-2	210	R/R	12/29/79	DiPuglia
42	1275	Jason Hickman	LHP	Ball State	6-1	185	L/L	7/11/78	Arneri
43	1302	Brett Cayton	C	Fountain Valley HS	6-1	195	R/R	3/5/81	Cole
44	1329	Daniel August	RHP	St. Petersburg JC, FL	5-10	170	R/R	9/11/79	Zimmer
45	1354	Chad Ashlock	RHP	Texas	6-2	190	R/R	7/17/78	Thomas
46	1378	Wesley Faust	RHP	Oklahoma Baptist	6-7	195	R/R	12/3/77	Thomas
47	1402	Oscar Vargas	SS	Chabot JC	5-9	160	R/R	5/24/80	Nerland
48	1426	Jamie Aloy	1B	Hawaii	6-3	199	L/L	8/24/78	Wittcke
49	1449	Joshua Sousa	RHP	Modesto JC	6-4	185	R/R	7/8/80	Nerland
50	1470	Brian Grochol	OF	Cañada JC	6-1	205	L/L	10/4/78	Nerland

bold indicates signed players

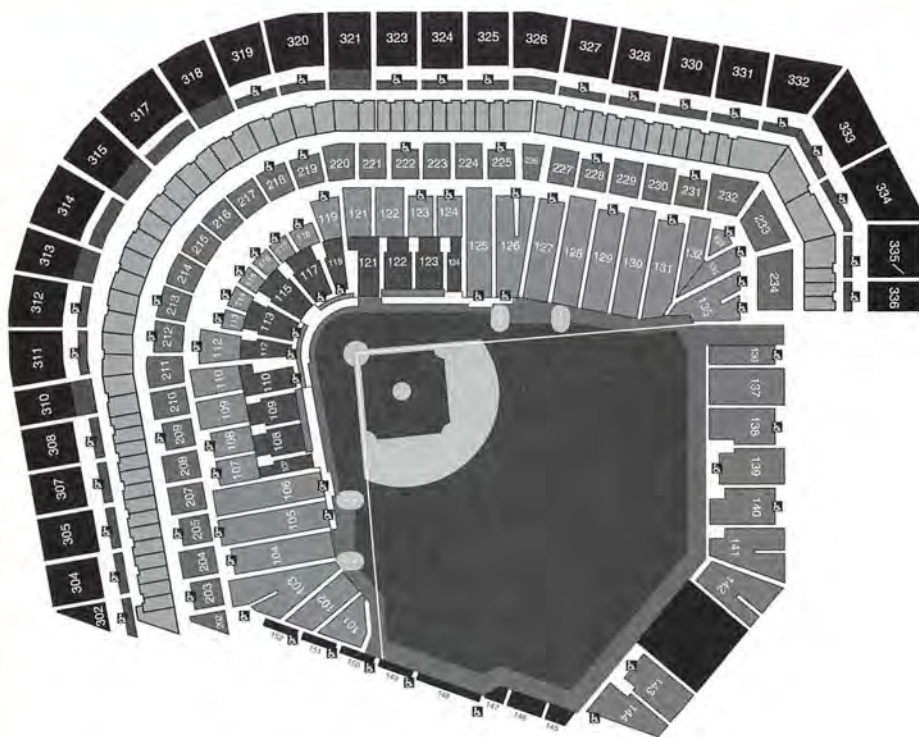
PACIFIC BELL PARK,
the new home of the
Giants, brings the feel
of San Francisco—the
bay and the skyline—
to baseball fans.



Other Info



Pacific Bell Park



Address: 24 Willie Mays Plaza, San Francisco, California 94107

Phone: (+15) 972-2000

Field Measurements: Left Foul Line: 335 feet; Right Foul Line: 307 feet; Center Field: 404 feet;
Left-center Field Alley: 364 feet; Right-center Field Alley: 420 feet

Stadium Operator: San Francisco Giants

Seating Capacity: 40,800

Surface: Kentucky Bluegrass Blend with crushed volcanic rock infield and rubberized tartan-surface warning track

Outfield Fences: 8 feet high from left field to center with 19-foot span that will reach 11 feet high at its peak in left-center; 25 feet high in right field

Distance from Stands to Home Plate: 48 feet from first row of seats behind home plate

Lighting: 668 fixtures on 5 towers (178 feet high on 1st and 3rd base, 161 feet high in outfield), generating 350 foot candles of light in the infield and 270 near the outfield fence

Scoreboard Dimensions: 122 feet from the field to the top of the scoreboard; 179 feet to the top of the light standards on the scoreboard

Matrix Board: 24 feet by 73 feet; requires 846,000 watts of power

Panasonic Video Replay Screen: 32 feet by 24 feet

Clock Face: 17 feet in diameter

Parking: 4,800 parking spaces in Giants lot

Original Cost of Park: \$319 million

Location: The 13-acre site is bounded by King, Second and Third streets, and by the China Basin Channel. The site is owned by the Port of San Francisco and is leased to the Giants at fair market value.



Pacific Bell Park Fact & Figures

Opening Date: April 11, 2000

Design: Classic urban ballpark with an old-time feel and all the amenities of modern ballparks. Inspired by Wrigley Field and Fenway Park and modeled after Oriole Park at Camden Yards, Jacobs Field and Coors Field.

Construction: Commenced on December 11, 1997. Construction lasted 28 months, with Opening Day on April 11, 2000.

Financing: Pacific Bell Park, the first privately financed Major League ballpark to be built in 38 years, cost \$319 million. The financing plan included \$134 million from naming rights, other sponsorships, pouring rights, concession rights and the selling of charter seats; a \$170 million bank loan; and \$15 million in tax increment financing from the City's Redevelopment Agency.

Luxury Suites: 67

Charter Seat Licenses: Lifetime rights to the very best 15,000 seats at Pacific Bell Park. Every dollar generated from the Charter Seat Program went directly to the construction of Pacific Bell Park.

Club Seats: Some of the best seats in the park, which come with a full range of amenities, including gourmet cafes and specialty food concessions, waiter service at the seats, concierge service and access to a business conference center.

Concourses: Extra-wide concourses make for comfortable and convenient movement within the ballpark. Concourses have a view of the field so that fans going to their seats, to the restroom or to concession stands, won't miss the game.

Sight Lines: All seats at Pacific Bell Park face the baseball diamond to ensure good views of the action for everyone.

Transportation: Pacific Bell Park is conveniently located to almost all public transit systems servicing the San Francisco Bay Area. The ballpark is adjacent to N-Judah Muni Metro rail line, within a block of five Muni bus routes, just over one block from the CalTrain depot and about a 15-20 minute walk from BART (which connects with MUNI Metro for service directly to the ballpark). The China Basin Ferry Terminal, located adjacent to the public plaza behind the centerfield scoreboard, will accommodate ferry service from points in the North Bay and East Bay. Interstates 280, 80 and 101 provide excellent auto access to Pacific Bell Park.

Parking: The ballpark parking lots, located just south of the ballpark along Third Street (across the Lefty O'Doul Bridge) accommodate 4,800 cars. Up to 6,000 additional parking spaces are available on streets and in parking lots within a 15-minute walk of the ballpark.

Weather: Pacific Bell Park is located in one of the sunniest, warmest areas in San Francisco. Wind conditions should be greatly improved from Candlestick Park according to wind tunnel research conducted by experts from U.C. Davis. Also modern design technology allows for construction which can effectively block the wind.

Coca-Cola Fan Lot: Located on the Promenade Level, above the left field bleachers, the Coca-Cola Fan Lot is an interactive, play area for families and friends. The attraction offers guests not only a great view of the game but also views of the San Francisco skyline, Bay Bridge and San Francisco Bay. The Fan Lot has many baseball-themed activities, including slides, a viewing platform, a mini-Pacific Bell Park playing field, picnic areas, baserunning areas, autograph rubbings, one of the world's largest baseball gloves and more. It is for guests of all ages to enjoy.

Construction Materials: Pacific Bell Park was built by approximately 1,8000 construction workers. Below is a look at the raw materials involved in building the new park:

Piles:	2,103
Bricks:	653,284
Railing:	8 miles
Structural Concrete (foundations, etc.):	66,497 yd ³
Site Concrete (sidewalks, etc.):	138,533 ft ³
Precast Concrete (materials produced off-site):	265,880 ft ³
Tower Cranes (200-plus ft. each):	Three
Rebar:	10,199 tons
Structural Steel:	4,066 tons
Caulking Sealant:	17 miles

Pacific Bell Park Partners: The San Francisco Giants teamed up with several outside vendors to help create and finance the new downtown ballpark, including:

Financing:	Chase Securities, Inc.
Developer:	Kajima Urban Development
Architect:	HOK Sport
Construction:	Huber Hunt & Nichols/Kajima Construction Services
Naming Rights Sponsor:	Pacific Bell
Winners Circle Corporate Sponsors:	Pacific Bell, The Coca-Cola Company, CHW-Bay Area Region, Enron Energy Services, Old Navy, San Francisco Chronicle, VISA U.S.A., Inc., Anheuser-Busch, Inc., Chevron Products Company, Nortel Networks, MBNA America Bank, California State Automobile Association, Panasonic, Bank of America and Charles Schwab Company

Chronology of Pacific Bell Park

- January 1993**—Peter Magowan and local ownership group purchase Giants to keep team in San Francisco. New ownership group demonstrates their commitment to finding a new home for the team.
- December 1995**—Giants announce plans for the first privately financed Major League ballpark to be built in more than 30 years (Dodger Stadium, 1962). Ballpark to be located at China Basin near downtown San Francisco. Launch Prop B campaign to win voter approval to build ballpark. Unveil design by HOK Sport, architects of Camden Yards, Jacobs Field and Coors Field.
- March 1996**—Proposition B wins with 67 percent of the vote. City begins environmental review process.
- April 4, 1996**—Giants and Pacific Bell announce \$50 million, 24-year strategic partnership for naming rights of the China Basin ballpark. The ballpark is named Pacific Bell Park.
- August 1996**—Giants launch sale of Charter Seat Licenses—the lifetime rights to the best 15,000 seats in Pacific Bell Park.
- September 1996**—Giants announce agreement with Chase Securities to provide financing for construction of Pacific Bell Park. Giants select Kajima Urban Development to serve as project developer and completion guarantor. Huber Hunt & Nichols/Kajima Construction Services is selected as the project's general contractor.
- December 1996**—Mayor Willie Brown, Jr. announces agreement with the Giants to lease 13 acres of waterfront property located at Third & King streets.
- March 1997**—Draft of the Environmental Impact Report is published, after 13 months of study of the traffic, ecological and other impacts of the ballpark project. This triggered the public entitlement process.
- May 1997**—Giants announce sponsorship agreement with Anheuser-Busch for marketing rights at Pacific Bell Park.
- September 1997**—Giants conclude public entitlement process. Giants win unanimous approval from the San Francisco Board of Supervisors, Planning Commission, Redevelopment Commission, Port Commission, State Lands Commission, Bay Conservation & Development Commission and Cal Transportation Commission.

Giants Home Ball Parks

Ball Park	Years Used	First Game	Last Game
First Polo Grounds (110th St. and Sixth Ave.)	1883-1888	N.Y. 7, Boston 5 May 1, 1883	Indianapolis 6, N.Y. 4 Oct. 13, 1888
Oakland Park (Jersey City)	1889 (2 games)	Boston 8, N.Y. 7 April 24, 1889	N.Y. 11, Boston 10 April 25, 1889
St. George Grounds (Staten Island)	1889 (25 games)	N.Y. 4, Washington 2 April 29, 1889	N.Y. 14, Philadelphia 4 June 14, 1889
Second Polo Grounds (155th St. and 8th Ave.)	1889-1890	N.Y. 7, Pittsburgh 5 July 8, 1889	Boston 8, N. Y. 5 Sept. 10, 1890
Third Polo Grounds (157th St. and 8th Ave.)	1891-1957	Boston 4, N.Y. 3 April 22, 1891	Pittsburgh 9, N. Y. Sept. 29, 1957
Seals Stadium (15th and Bryant)	1958-1959	S.F. 8, L.A. 0 April 15, 1958	L.A. 8, S.F. 2 Sept. 20, 1959
Candlestick Park (Candlestick Point)	1960-1999	S.F. 3, St. Louis 1 April 12, 1960	L.A. 9, S.F. 4 Sept. 30, 1999
Pacific Bell Park (Third and King)	2000-	L.A. vs. S.F. April 11, 2000	

November 1997—

- Giants issue notice to contractor to proceed to construct Pacific Bell Park at China Basin.
- Team announces plans for civic celebration on Dec. 11 to officially break ground for Pacific Bell Park.
- Team announces sponsorship agreement with Chevron for Pacific Bell Park.
- Team begins pre-construction work on ballpark site.

December 9, 1997—Giants announce 10-year sponsorship agreement with VISA U.S.A. for Pacific Bell Park.

December 11, 1997—Giants break ground and commence construction of Pacific Bell Park.

January 1998—

- Pile driving begins on Pacific Bell Park.
- Demolition of existing buildings on site begins.

February 23, 1998—Homeplate pounded into its final resting place at Pacific Bell Park.

March 1998—Demolition of site completed.

April 15, 1998—First major concrete pour takes place (800 cubic yards into grade-beam forms in the area behind home plate).

May 1998—First concrete floors are poured behind homeplate and down the right field line.

June 1998—Construction on the main concourse begins.

Comparison Chart

	PACIFIC BELL PARK	CANDLESTICK PARK
Number of Seats	40,800	63,000
Width of Seats	18"-22"	18"-21"
Number of Women's Restrooms	23	35
Number of Men's Restrooms	23	32
Number of Family Restrooms	8	0
Total Number of Restrooms	54	67
Number of Suites	67	85
Cost to Build	\$319 million	\$24.6 million
Financing	Private	Public
Design Style	Classic urban park with old time feel – brick, steel, concrete	Open end, concrete (enclosed in 1972)
Main Concourse	Open to field	Closed to field
How the Name was Selected	Naming Rights	Fan Balloting
Construction Time	1997-2000 (28 months)	1959-60
Acres	13	86
Distance to Right Field	307'	328'
Distance to Right-Center Field	420'	365'
Distance to Center Field	404'	400'
Distance to Left Field	335'	335'
Foul Line to Front Row	46'	80'
Homeplate to Front Row	48'	74'
Location of Giants Dugout	Third base side	First base side
Transit	Muni, CalTrain, Ferries and Bart with Muni Metro connection run directly to Pacific Bell Park	Special bus service only to Candlestick Park

August 1998—

- Construction on the Club Level begins.
- Pile driving completed.
- Giants unveil design for Willie Mays sculpture at Pacific Bell Park and announce change in ballpark's official address from "One Willie Mays Plaza" to "24 Willie Mays Plaza" in honor of the number Mays wore during his career.
- Giants unveil updated design for the Pacific Bell Park Giants Building to the San Francisco Port Commission. The three-story building, located along Third Street adjacent to the ballpark, will house a restaurant, a Giants Dugout Store and the Giants' executive offices.

October 6, 1998—Full-season tickets for Pacific Bell Park go on sale to Giants season ticketholders.

November 19, 1998—Giants announce unprecedented partnership with CHW Bay Area Region to develop community health center at Pacific Bell Park.

December 3, 1998—Giants announce partnership with Enron Energy Services to become exclusive provider of electricity and facilities management service for Pacific Bell Park.

December 11, 1998—One-year anniversary of ballpark construction.

January 22, 1999—First structural steel is erected on site.

March 22, 1999—First architectural brick pre-cast is placed on ballpark facade.

April 1999—

- One year countdown until Pacific Bell Park opens.
- Year 2000 season tickets go on sale to general public.

August 1999—Ballpark superstructure complete, Giants and Pacific Bell unveil plans for Giant Pacific Bell Park Pitch.

September 1999—First seat installed.

March 31, 2000

- Giants dedicate Willie Mays Plaza.
- Giants play first exhibition game against the Milwaukee Brewers.

April 1, 2000

- Giants play an exhibition game against the New York Yankees in their first meeting on the West Coast since the 1962 World Series.

April 11, 2000—Giants play the first official game at Pacific Bell Park, hosting the Los Angeles Dodgers.

San Francisco Giants Pre-Game Schedule

	12:35 Game Time	1:05 Game Time	4:05 Game Time	5:05 Game Time	7:05 Game Time	7:15 Game Time	7:35 Game Time
Stretch	9:30	10:00	1:00	2:00	4:00	4:10	4:30
Pitchers	9:50	10:20	1:20	2:20	4:20	4:30	4:50
Grp. #1 Extras	10:05	10:35	1:35	2:35	4:35	4:45	5:05
Grp. #2 Extras	10:17	10:47	1:47	2:47	4:47	4:57	5:17
Grp. #1 Lineup	10:29	10:59	1:59	2:59	4:59	5:09	5:29
Grp. #2 Lineup	10:41	11:11	2:11	3:11	5:11	5:21	5:41
Grp. #3 Lineup	10:53	11:23	2:23	3:23	5:23	5:33	5:53
Visitors Hitting	11:05	11:35	2:35	3:35	5:35	5:45	6:05
SF Infield	11:45	12:15	3:15	4:15	6:15	6:25	6:45
Visitors Infield	11:55	12:25	3:25	4:25	6:25	6:35	6:55
Ground Crew	12:05	12:35	3:35	4:35	6:35	6:46	7:05
First Pitch	12:35	1:05	4:05	5:05	7:05	7:15	7:35

Giants Attendance Year-By-Year

Year	Home Dates	Total Home Attendance	Home Average	Total Road Attendance
1958*	75	1,272,625	16,968	1,484,994
1959*	77	1,442,130	18,729	1,581,837
1960	76	1,795,356	23,623	1,479,188
1961	74	1,390,679	18,793	1,274,170
1962	76	1,556,551	20,481	1,684,377
1963	76	1,568,965	20,644	1,664,488
1964	76	1,500,883	19,748	1,803,709
1965	76	1,542,588	20,297	1,810,414
1966	77	1,651,293	21,445	2,207,530
1967	74	1,237,119	16,718	1,658,859
1968	75	833,594	11,115	1,585,762
1969	74	870,341	11,761	1,583,209
1970	72	728,498	10,118	1,557,513
1971	73	1,088,083	14,905	1,989,704
1972	69	637,327	9,237	1,349,166
1973	74	834,193	1,273	1,619,162
1974	74	519,991	7,027	1,409,100
1975	74	522,925	7,067	1,423,196
1976	73	626,868	8,587	1,362,276
1977	74	700,056	9,460	1,494,234
1978	74	1,740,480	23,520	1,849,690
1979	77	1,456,392	18,914	1,863,475
1980	78	1,096,115	14,053	1,328,715
1981	51	632,276	12,398	1,018,093
1982	77	1,200,948	15,597	1,716,700
1983	77	1,251,530	16,254	1,814,771
1984	77	1,001,545	13,007	1,602,232
1985	79	818,697	10,363	1,855,080
1986	78	1,528,748	19,599	1,926,091
1987	79	1,917,863	24,277	2,157,748
1988	79	1,786,482	22,614	2,064,932
1989	79	2,059,829	26,074	2,231,679
1990	80	1,975,571	24,695	2,233,522
1991	81	1,737,479	21,450	2,197,203
1992	79	1,560,998	19,759	2,027,649
1993	81	2,606,354	32,177	2,772,975
1994	59	1,704,608	28,892	1,839,137
1995	72	1,241,500	17,243	1,830,081
1996	80	1,413,687	17,671	2,243,910
1997	80	1,690,831	21,135	2,425,865
1998	80	1,925,634	24,070	2,602,331
1999	81	2,078,365	25,659	2,430,344
Total 42 Seasons		54,031,242		76,056,111

*Seals Stadium (all other years at Candlestick Park)

Giants Candlestick Park Attendance Records

Attendance High	Attendance	Date
Season, Home	2,606,354	1993
Season, Road	2,772,975	1993
Single Day Game	61,389	September 30, 1999 vs. Los Angeles
Single Night Game	55,920	June 20, 1978 vs. Cincinnati
Doubleheader	53,178	July 31, 1983 vs. Los Angeles
Three-Game Series	158,012	July 25-27, 1994 vs. Los Angeles
Four-Game Series	193,954	August 3-6, 1978 vs. Los Angeles
World Series Game	62,038	October 27, 1989 vs. Oakland
League Championship Game	62,084	October 9, 1989 vs. Chicago
League Division Series Game	57,188	October 3, 1997 vs. Florida

Spring Training

Giants' 2000 Schedule

DATE	DAY	OPPONENT	SITE	TIME
March 3	Fri.	San Diego *	Scottsdale	1:05 p.m.
March 4	Sat.	Chicago (NL) *	Mesa	1:05 p.m.
March 5	Sun.	Colorado * #	Scottsdale	1:05 p.m.
March 6	Mon.	San Diego	Scottsdale	1:05 p.m.
March 7	Tues.	Chicago (AL)	Scottsdale	1:05 p.m.
March 8	Wed.	Seattle	Peoria	1:05 p.m.
March 9	Thurs.	Chicago (NL)	Mesa	1:05 p.m.
March 10	Fri.	Milwaukee	Scottsdale	1:05 p.m.
March 11	Sat.	Arizona *	Scottsdale	1:05 p.m.
March 12	Sun.	Oakland *	Scottsdale	1:05 p.m.
March 13	Mon.	O P E N D A T E		
March 14	Tues.	Anaheim (ss)	Scottsdale	1:05 p.m.
		Anaheim (ss)	Tempe	1:05 p.m.
March 15	Wed.	Chicago (AL)	Scottsdale	1:05 p.m.
March 16	Thurs.	Milwaukee	Scottsdale	1:05 p.m.
March 17	Fri.	San Diego	Peoria	1:05 p.m.
March 18	Sat.	Milwaukee *	Maryvale	1:05 p.m.
March 19	Sun.	Seattle (ss) *	Peoria	1:05 p.m.
		Arizona (ss)	Tucson	1:05 p.m.
March 20	Mon.	Anaheim	Scottsdale	1:05 p.m.
March 21	Tues.	Colorado	Tucson	1:05 p.m.
March 22	Wed.	Chicago (NL)	Scottsdale	1:05 p.m.
March 23	Thurs.	Chicago (AL)	Tucson	1:05 p.m.
March 24	Fri.	Oakland *	Phoenix	1:05 p.m.
		Seattle	Scottsdale	7:05 p.m.
March 25	Sat.	Anaheim *	Scottsdale	1:05 p.m.
March 26	Sun.	Oakland *	Phoenix	1:05 p.m.
March 27	Mon.	Oakland *	Scottsdale	1:05 p.m.
March 28	Tues.	San Diego	Peoria	1:05 p.m.
March 29	Wed.	Milwaukee	Maryvale	7:35 p.m.
March 30	Thurs.	O P E N D A T E		
March 31	Fri.	Milwaukee * #	San Francisco	7:35 p.m.**
April 1	Sat.	New York (AL) * #	San Francisco	7:35 p.m.**
April 2	Sun.	O P E N D A T E		

(Home games in bold; ss-split squads; all times listed are Mountain Standard Time) ** Pacific Standard Time

* Games broadcast on KNBR (680 AM) and the Giants Radio Network

Games televised on KTVU-TV # Games televised on FOX Sports Net

Scottsdale Stadium Information

Location: 7408 East Osborn Road, Scottsdale, Arizona 85251

Date Opened: March 6, 1992

Telephones: Giants office and press box (480) 990-7972; Fax: (480) 990-2643. Giants Media Relations (480) 990-2924

Turf: Natural Grass

Dimensions: LF- 360 ft. CF- 430 ft. RF- 360 ft.

Capacity: 10,500 (8,500 fixed seats; 2,000 lawn seating)

Batting Practice: Giants - 10:00 - 11:00 a.m.; Visitors - 11:00 a.m. - noon; Giants infield - noon - 12:15 p.m.; Visitors - 12:15 - 12:30 p.m.

Ticket Prices: \$16.00 (Lower Box); \$14.00 (Upper Box); \$12.00 (Line Box); \$12.00 (Reserved Grandstand); \$9.00 (Reserved Bleachers); \$6.00 (Lawn Seating)

Ticket Information: Available through BASS charge-by-phone (Outside California 1-800-225-2277 and in California (510) 762-2255) and outlets, Giants' Dugout Stores and at sfgiants.com.

Spring Training Information

Reporting Dates: Pitchers and catchers, February 17; first workout, February 18. Full squad, February 22; first workout, February 23.

Headquarters: Courtyard Marriott, 3311 North Scottsdale Road, Scottsdale, Arizona, 85251, (480) 429-7785

Workouts: Indian School Park, 4289 N. Hayden Road at Camelback Road, Scottsdale, Arizona 85251, (480) 990-0052.

Minor League Headquarters: Days Inn, 4710 N. Scottsdale Road, Scottsdale, Arizona 85351, (480) 947-5411.

Media Information: For credentials, contact Jim Moorehead or Blake Rhodes.

Broadcast Space: Contact Jim Moorehead in advance.

Past Spring Training Finishes

Year	Site	Record	N.L. Finish	Year	Site	Record	N.L. Finish
1900	New York, New York	—	—	1950	Phoenix, Arizona	12-18	6th
1901	New York, New York	—	—	1951	St. Petersburg, Florida	19-12	2nd
1902	New York, New York	—	—	1952	Phoenix, Arizona	11-16	6th
1903	Savannah, Georgia	—	—	1953	Phoenix, Arizona	14-16	7th
1904	Savannah, Georgia	—	—	1954	Phoenix, Arizona	16-13	4th
1905	Savannah, Georgia	—	—	1955	Phoenix, Arizona	16-11	2nd
1906	Memphis, Tennessee	—	—	1956	Phoenix, Arizona	20-15	3rd
1907	Los Angeles, California	—	—	1957	Phoenix, Arizona	20-14	3rd
1908	Marlin Springs, Texas	—	—	1958	Phoenix, Arizona	21-11	1st
1909	Marlin Springs, Texas	—	—	1959	Phoenix, Arizona	15-13	3rd
1910	Marlin Springs, Texas	—	—	1960	Phoenix, Arizona	13-13	5th
1911	Marlin Springs, Texas	—	—	1961	Phoenix, Arizona	15-11	3rd
1912	Marlin Springs, Texas	—	—	1962	Phoenix, Arizona	13-13	5th
1913	Marlin Springs, Texas	—	—	1963	Phoenix, Arizona	10-17	10th
1914	Marlin Springs, Texas	—	—	1964	Phoenix, Arizona	25-8	2nd
1915	Marlin Springs, Texas	—	—	1965	Phoenix, Arizona	12-8	4th
1916	Marlin Springs, Texas	—	—	1966	Phoenix, Arizona	15-11	3rd
1917	Marlin Springs, Texas	—	—	1967	Phoenix, Arizona	17-9	1st
1918	Marlin Springs, Texas	—	—	1968	Phoenix, Arizona	13-17	5th
1919	Gainsville, Florida	—	—	1969	Phoenix, Arizona	19-7	1st
1920	San Antonio, Texas	—	—	1970	Phoenix, Arizona	9-7	7th
1921	San Antonio, Texas	—	—	1971	Phoenix, Arizona	15-11	4th
1922	San Antonio, Texas	—	—	1972	Phoenix, Arizona	9-6	2nd
1923	San Antonio, Texas	—	—	1973	Phoenix, Arizona	13-8	3rd
1924	Sarasota, Florida	—	—	1974	Phoenix, Arizona	12-9	3rd
1925	Sarasota, Florida	—	—	1975	Phoenix, Arizona	12-7	3rd
1926	Sarasota, Florida	—	—	1976	Phoenix, Arizona	7-7	7th
1927	Sarasota, Florida	—	—	1977	Phoenix, Arizona	11-15	10th
1928	Augusta, Georgia	—	—	1978	Phoenix, Arizona	18-9	1st
1929	San Antonio, Texas	—	—	1979	Phoenix, Arizona	14-12	7th
1930	San Antonio, Texas	—	—	1980	Phoenix, Arizona	14-7	1st
1931	San Antonio, Texas	—	—	1981	Phoenix, Arizona	14-13	1st
1932	Los Angeles, California	—	—	1982	Scottsdale, Arizona	9-14	11th
1933	Los Angeles, California	—	—	1983	Scottsdale, Arizona	11-13	5th
1934	Miami Beach, Florida	—	—	1984	Scottsdale, Arizona	18-9	1st
1935	Miami Beach, Florida	—	—	1985	Scottsdale, Arizona	14-14	7th
1936	Pensacola, Florida	—	—	1986	Scottsdale, Arizona	15-12	5th
1937	Havana, Cuba	—	—	1987	Scottsdale, Arizona	20-10	2nd
1938	Baton Rouge, Florida	—	—	1988	Scottsdale, Arizona	16-14	5th
1939	Baton Rouge, Florida	—	—	1989	Scottsdale, Arizona	13-19	9th
1940	Winter Haven, Florida	—	—	1990	Scottsdale, Arizona	6-10	12th
1941	Miami, Florida	—	—	1991	Scottsdale, Arizona	15-14	6th
1942	Miami, Florida	—	—	1992	Scottsdale, Arizona	18-13	3rd
1943	Lakewood, New Jersey	—	—	1993	Scottsdale, Arizona	14-17	11th-T
1944	Lakewood, New Jersey	—	—	1994	Scottsdale, Arizona	17-13	5th
1945	Lakewood, New Jersey	—	—	1995	Scottsdale, Arizona	12-25	—
1946	Miami, Florida	—	—	1996	Scottsdale, Arizona	12-21	12th
1947	Phoenix, Arizona	—	—	1997	Scottsdale, Arizona	18-15	6th
1948	Phoenix, Arizona	18-13	4th	1998	Scottsdale, Arizona	9-21	15th
1949	Phoenix, Arizona	18-14	2nd	1999	Scottsdale, Arizona	13-18	13th

NOTE - Spring records and finishes were not kept prior to 1948

Broadcast Information

The Giants' 2000 season will be well chronicled, thanks to satellite delivery of more than 100 telecasts on KTVU-TV and FOX Sports Net, and full coverage of the 162-game regular season schedule on KNBR Radio (680 AM, San Francisco), the Giants Radio Network and live audio on the team's website (sfgiants.com). In addition, Spanish carrier KZSF (1370 AM, San Jose) will air all home games.

ENGLISH BROADCASTERS

For the 38th straight year, KTVU-TV will telecast Giants games. A six-time local Emmy Award winner for its Giants coverage and the cable home of Giants baseball since 1990, FOX Sports Net returns, while KNBR begins its 22nd campaign with the orange and black.



Jon Miller

Jon Miller, the "Voice of the Giants", returns for his fourth season on KNBR Radio and KTVU-TV. Miller gained national distinction as the voice of the Baltimore Orioles and ESPN's Sunday Night Game of the Week. He continues to anchor ESPN's prime-time Sunday night telecasts with Hall of Famer Joe Morgan. He began his baseball broadcasting career at age 22 with the Oakland As in 1974. The Bay Area native attended Hayward High and the College of San Mateo before securing his first TV job at Channel 50 in Santa Rosa where he broadcast NHL hockey for the California Golden Seals during the 1972-73 season. Besides his one season with the As, he also called play-by-play in the Bay Area for University of San Francisco basketball (1976-80), the Golden State Warriors (part-time, 1979-82) and the San Jose Earthquakes, and then the Washington Diplomats of the North American Soccer League (1975-77). Miller, noted for his eloquent game description, golden voice and marvelous sense of humor, spent 14 years with the Orioles. Prior to joining Baltimore in 1983, the talented broadcaster spent two seasons with the Texas Rangers (1978-79) and three seasons with the Boston Red Sox (1980-82). He announced the Soccer Game of the Week for nationally-syndicated TVS from 1977-78. His first network exposure came in 1976 when he was selected by CBS-TV to broadcast the North American Soccer Championship Game. After a four-year stint at NBC-TV from 1986-89 where he announced an occasional Game of the Week with either Tony Kubek or Joe Garagiola, Miller matriculated to ESPN. During his 11-year tenure at ESPN, he has been nominated six times for an "ACE" award, emblematic of cable television excellence, and won the award in 1991 and 1996 for his play-by-play work. He was also nominated twice for a national Emmy Award in 1995 and 1996. Miller was chosen to do the world-wide radio broadcasts of the World Series on ESPN Radio in 1998-99. He has also authored the book, "Confessions of a Baseball Purist," which was published in 1998 by Simon and Schuster. Jon and his wife, Janine, currently reside in Moss Beach. They are parents to three daughters, Michelle, Holly and Emilie, and a son, Alexander.



Ted Robinson

Ted Robinson, the multi-talented and versatile announcer, returns for his eighth season of broadcasting Giants games on KNBR Radio and KTVU-TV. The former television voice of the Minnesota Twins from 1988-92, Robinson also provided commentary on NBC's Baseball Game of the Week from 1986-89 and appeared on CBS Radio's Baseball Game of the Week from 1985-95.

The New York City native has also covered many events on the national network level, including the 1998 Winter Olympics in Nagano, Japan for CBS Sports, U.S. Open and French Open tennis on the USA Network, and the NCAA Basketball Championship for CBS. The University of Notre Dame graduate has covered intercollegiate sports for 15 years, broadcasting Irish football and basketball, University of Minnesota basketball, University of California-Berkeley basketball and Big East Conference football and basketball. The former KCBS Radio sports director (1982-88), who succeeded the legendary Bill King as the voice of the Golden State Warriors (1983-85), is the current voice of Stanford football. Robinson resides in Atherton with his wife, Mary, and two children, Annie and Patrick.



Mike Krukow

Mike Krukow, named as the starting right-handed pitcher to the 1980s Giants All-Decade Team in a vote by Bay Area media in 1999, begins his 10th season in the broadcast booth, and his seventh full season in the radio booth. He is a color analyst on KNBR and teams with Miller and Robinson on KTVU-TV and Kuiper on FOX Sports Net. Krukow's career in the Major Leagues spanned 14 years and three teams: the Chicago Cubs (1976-81), Philadelphia Phillies (1982) and San Francisco Giants (1983-89), where his enthusiasm both on and off the field made him a fan favorite. A 20-game winner for the Giants in 1986, Krukow retired after the 1989 season with a 124-117 career record (3.90 ERA). Krukow resides in San Luis Obispo with his wife, Jennifer and their five children, Jarek, Baker, Tessa, Chase and Weston.



Duane Kuiper

Duane Kuiper, an Emmy award winning announcer, enters his 13th season as a Major League broadcaster. He returns for his seventh consecutive year in the FOX Sports Net and KNBR Radio broadcast booths. In 1999, the former 11-year big league infielder received the first local Emmy award of his distinguished broadcasting career in the category of "On Camera Sports". He provided commentary for the Giants from 1987-92 and served a one-year stint in the expansion Colorado Rockies broadcast booth. The former infielder spent the last four years of his career with the Giants, following seven with the Cleveland Indians. After retiring in 1985, Kuiper provided commentary on Giants radio and TV broadcasts through the end of that season, and had his own radio show on KNBR from 1982-85. A graduate of Southern Illinois University in Carbondale, IL, Kuiper and his wife, Michelle, reside in Danville with their two children, Cole and Dannon.



Lon Simmons

Lon Simmons, a Major League Baseball and NFL institution in the Bay Area for more than 40 years, returns for his fifth consecutive season to the team where his Major League broadcast career began and flourished. He joined the Giants in their charter 1958 season in San Francisco, teaming with the legendary Hall of Famer Russ Hodges to form the greatest broadcasting team in franchise history and arguably the finest sports announcing team in sports history. Simmons will broadcast games on KNBR Radio and KTVU-TV. The Southern California native was the radio voice of the Giants from 1958-73 and again from 1976-78. The golden-throated legend, has provided stirring accounts of many memorable Giants games (1962 dramatic playoff game vs. Los Angeles; 1962 World Series vs New York Yankees; clinching the '71 Division crown on the season's final day). Simmons has provided classic descriptions of several all-time Giants greats, calling more games than any other San Francisco Giants announcer for Hall of Famers Willie Mays, Willie McCovey, Juan Marichal, Gaylord Perry and Orlando Cepeda. His "tell it goodbye" home run call was the team's theme as it bid farewell to Candlestick Park in 1999. Throughout his first stint with the Giants, Simmons built his reputation as a two-sport announcer, also serving as the play-by-play voice of the San Francisco 49ers from 1957-80 and 1987-88, including the 1989 49ers Super Bowl win over the Cincinnati Bengals. Lon was also the play-by-play announcer of the Oakland A's for 15 years where he teamed with another Bay Area broadcasting legend, Bill King. The former three-sport star athlete signed a professional contract with the Philadelphia Phillies, but an injury cut short his promising career after just two seasons in the minor leagues. A resident of Alameda, Lon is single.

SPANISH BROADCASTERS

Spanish-speaking Giants fans in the Bay Area can tune into KZSF (1370 AM, San Jose).



Amaury Pi-Gonzalez

Amaury Pi-Gonzalez, an on-air broadcaster in the Bay Area for three decades, begins his sixth season as the Giants Spanish play-by-play voice. Pi-Gonzalez, who handled the play-by-play chores for all Golden State Warriors games on KIQI-AM for seven years, previously served as the Spanish voice of the Oakland A's for 17 seasons and as the sports anchor at KSTS-TV (Telemundo) in San Jose from 1990-94. Born in Cuba, Pi-Gonzalez moved to Florida in 1961, attending the University of Miami and broadcasting on Miami's WFAB Radio. Only one of two Spanish language broadcasters in the United States to announce both MLB and NBA games in Spanish, he has covered the World Series, the Super Bowl, boxing, basketball and soccer for Spanish radio. From 1985-87, he was also a member of the CBS Spanish Radio Network, covering baseball's Championship Series and World Series. He broadcast the National League Championship Series in 1998-99 alongside Hall of Famer Jaime Jarrin, the Spanish voice of the Dodgers for Caracol/ESPN Spanish Radio Network, which was aired in the United States and Latin America. An active member of the Baseball Writers Association of America and the Professional Basketball Writers Association, he writes a weekly column in *El Observador*, a Spanish-language weekly newspaper. Pi-Gonzalez and wife, Gail, reside in Fremont with their two sons, Jonathan and Geoffrey.



Erwin R. Higueros

Erwin Higueros begins his second full season, his third overall in the Spanish language radio booth. A three-sport announcer, he is the Spanish language voice of the NFL's San Francisco 49ers and broadcast the Oakland A's from 1988-95, the NHL's San Jose Sharks in 1995-96 and the NFL's Oakland Raiders in 1995-96. Born in Guatemala, he moved to the United States when he was 12 years old. A graduate of Fremont High School in Oakland, he attended Cal State Hayward. Higueros resides in Oakland with his wife, Maria, and two children, Claudia and Erwin, Jr.

Broadcast Affiliates

2000 San Francisco Giants Television Network

Station	Channel	City
KAIL.....	Channel 53 (UPN).....	Clovis, CA
KAME.....	Channel 21 (UPN).....	Reno, NV
KBVU.....	Channel 29 (FOX).....	Eureka, CA
KCBA.....	Channel 35 (FOX).....	Salinas, CA
KMAX.....	Channel 31 (UPN).....	Sacramento, CA
KRVU.....	Channel 2 (UPN).....	Chico, CA
KTVU (flagship).....	Channel 2 (FOX).....	San Francisco, CA
FOX Sports Net.....	Cable	

Note: Remaining network affiliates to be announced.



2000 San Francisco Giants Radio Network

Station	Dial	City
KAQI	1110 AM	Wailuki, HI
KATA	1340 AM	Eureka, CA
KFIG	1430 AM	Fresno, CA
KGU	760 AM	Honolulu, HI
KIQS	1560 AM	Willows, CA
KJUG	1270 AM	Tulare, CA
KKJL	1400 AM	San Luis Obispo, CA
KMFB	92.7 FM/96.7 FM	Mendocino, CA
KMJC/KSYC	620 AM/1490 AM	Yreka, CA
KNBR (flagship)	680 AM	San Francisco, CA
KNRO	600 AM	Redding, CA
KPLY	1270 AM	Reno, NV
KPUA	670 AM	Hilo, HI
KQNG	570 AM	Lihue, HI
KTMT	580 AM	Medford, OR
KUIK	1360 AM	Hillsboro, OR
KXBX	1270 AM	Lakeport, CA
KZSF (spanish flagship)	1370 AM	San Jose, CA



Radio Voices of the San Francisco Giants

English Radio

Ted Robinson	1993-present
Duane Kuiper	1993-present
Mike Krukow	1993-present
Jon Miller	1997-present
Barry Tompkins	1993
Ron Fairly	1987-1992
Wayne Hagin	1987-1988
Phil Stone	1986
David Glass	1981-1985
Hank Greenwald	1979-1986; 1989-1996
Lindsay Nelson	1979-1981
Joe Angel	1977-1978
Lon Simmons	1958-1973; 1976-1978; 1996-present
Al Michaels	1974-1976
Art Eckman	1974-1975
Bill Thompson	1965-1975
Russ Hodges	1958-1970

Spanish Radio

Julio Gonzalez	1989-1990, 1993-1997
Rene De La Rosa	1993-1998
Amaury Pi-Gonzalez	1995-present
Erwin Higueros	1998-present
Edgard Martinez	1981, 1986-1988, 1993
Tito Fuentes	1981-1991
Carlos Rivera	1982, 1992
Eduardo Ortega	1991
Armando Provedor	1984-1985
Ramon Martinez	1983
Enrique Bolanos	1982
Evelio Areas	1981
Ruben Valentin	1981

Note: Hodges also broadcast New York Giants games from 1949-57.

Commitment To The Community

The San Francisco Giants boast one of the premier community outreach programs in professional sports, hosting a variety of unique and innovative programs and contributing nearly \$2 million in cash and in-kind contributions each year. In 1993, the Giants set the standard for Major League Baseball, becoming the first team to boast a 100 percent participation program. Since then, the Giants have continued this tradition, involving every player, coach and uniformed staff member in at least one community project throughout the season. For example, first baseman J.T. Snow purchases over \$30,000 worth of Giants tickets for underprivileged children and kids with cancer each season. Participants sit in a special section in the ballpark dubbed the "Snow Pack." Second baseman Jeff Kent developed "Women Driven" a program in which he and four corporate sponsors donate money for every run Kent drives in to provide scholarships to female walk-on athletes at the University of California at Berkeley, Kent's alma mater.

The Giants are also the first sports team to stage a benefit game to support the battle against AIDS ("Until There's A Cure" Day) and to speak out against violence ("Resolve to Stop the Violence Project" Day). In addition, each year, the Giants provide approximately \$300,000 in funding through the non-profit Giants Community Fund, which equips and administers "Junior Giants" youth baseball leagues throughout Northern California. The Giants Community Fund also provides funding for the team's major community undertakings, such as "Until There's a Cure" Day, "Resolve to Stop the Violence Project" Day and the Giants Literacy Program. Since its inception in 1991, the Fund has donated over \$1.5 million to various community programs.

"Until There's A Cure" Day

In 1994, the Giants became the first-ever professional sports team to host an AIDS benefit game, "Until There's A Cure" Day. Since then, the Giants have repeated the effort, generating nearly \$500,000 for Bay Area AIDS education as well as care/service organizations and international AIDS research.

"Resolve to Stop the Violence Project" Day (RSVP)

Since 1998, the Giants have partnered with the San Francisco Sheriff's Department to sponsor "RSVP" Day. This first-of-its-kind collaboration between a law enforcement agency and a national sports team was designed to bring public awareness to the issue of violence. Several families affected by violent crimes have participated in this important event, including the families of Christina Williams, Carol and Julie Sund, Sherrice Iverson, Julie Day, Vanessa Samson, Gary Matson, Winfield Mowder, Joie Armstrong and Mary Vincent.

Giants Summer Reading Program

The Giants' main academic platform, the Giants Summer Reading program encourages students to continue reading throughout the summer. By providing incentive items and participating in special book readings at local libraries, the team encourages children to refine their reading skills. In 1999, nearly 50,000 children completed the Giants Summer Reading Program in Contra Costa, Marin, San Francisco, San Mateo and Santa Clara counties.

Junior Giants Baseball Program

Established in 1994, Junior Giants currently has more than 9,000 children playing baseball in 40 different communities. Working with local agencies, the Giants Community Fund provides jerseys and caps for every Junior Giants team, along with pitching machines, bats, gloves, and balls. Coaches and adult volunteers who supervise each league instill positive values in the participants that extend beyond the baseball diamond into classrooms and homes. For more information, call 1-877-JR-GIANT.

For additional information on the Giants community programs, please call 415-972-2000.

San Francisco Giants Uniform Changes

During the 2000 season, the San Francisco Giants will unveil their seventh uniform change. Below is a chronological look at previous uniform modifications.

- 1958:** Upon their move from New York, the Giants retained the same uniform look as their New York uniforms, replacing the "New York" with "San Francisco" and "NY" with "SF" on the cap fronts.
- 1973:** Fifteen years after their inaugural season, the Giants changed their uniform for the first time in San Francisco. The slight modification saw the uniform lettering colors reverse positions.
- 1977:** The Giants adopted Major League Baseball's style change, switching from traditional button down jersey and belted pants to a pullover top and beltless trousers. The Giants also implemented new logos, using a script "Giants" in orange and black on the uniform fronts, a uniform number on the jersey front and an alternate home jersey in black. The road jerseys were orange and included a block San Francisco on the front with jersey number.
- 1978:** A minor change, the team switched the block "San Francisco" lettering on the road jerseys to a script "Giants," matching their home uniforms.
- 1983:** Discarding the pullover jerseys of the 70s, the Giants returned to a more classic uniform style—button down uniform tops and belted pants, basic white home jerseys and gray road jerseys. The Giants also unveiled a new nontraditional logo with block-like typography.
- 1994:** Keeping up with trends, the Giants changed their uniform look unveiling a more traditional logo, similar to those of the Giants past. The block lettering incorporated chiseled serifs, keeping the uniform look "modern but traditional." The road jerseys replaced the monogram SF with a spelled-out version of San Francisco across the chest.
- 2000:** The Giants latest change stays consistent with the "traditional but modern theme," reflecting traditional uniforms from their past, while incorporating modern accents. On the home uniforms, the Giants players names no longer appear on the jersey back and the uniform color changes from white to cream, a color used during the Giants early days. In addition, the typography on the uniforms is consistent to that used throughout Giants history and is in standard letter form. The lettering adds an accent color of gold to the orange and black outline and both home and road uniforms use black and orange piping around the collar.

Source: Okkonen, Marc, *Baseball Uniforms of the 20th Century*, Sterling Publishing Co., New York, NY 1991; Gomez, Flavio, *SBG Enterprise*.

1958-72




1958-72



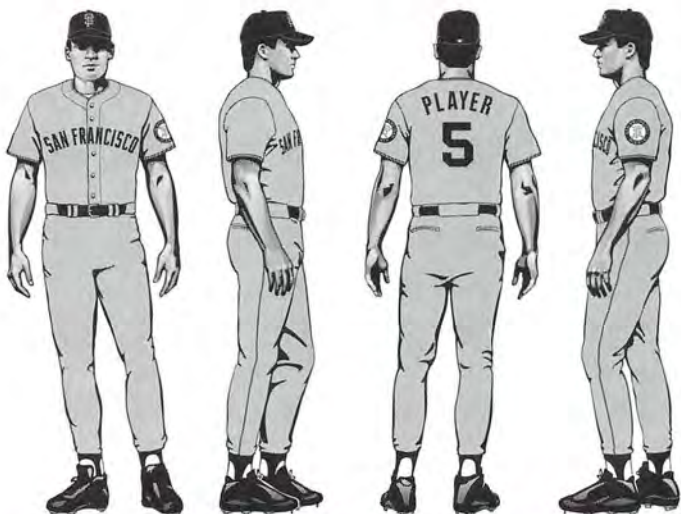
1977-82



2000 Home Uniform



2000 Road Uniform



1977-82



1983-93



1994-99



Giants Media Information/Guidelines

THE GIANTS MEDIA RELATIONS OFFICE: Located on the second floor of the team's office complex at Pacific Bell Park, the Giants' media relations department can be reached via elevator from street level at the club's Executive Office entrance, located on Third Street between King Street and the Lefty O'Doul Bridge.

MEDIA ENTRANCE: There are two media entrances to Pacific Bell Park—at Willie Mays Plaza near the clock tower on King Street and at the Command Center (2nd and King Street).

CREDENTIALS: Credentials will be issued only to legitimate media. Season credentials will be issued only to those news agencies that cover the Giants on a daily basis. All agencies that wish to cover the Giants must submit a written request on official company letterhead by mail or fax. Media representatives who do not receive full-season Giants credentials may obtain single credentials for individual games, subject to availability, by contacting the media relations department at least 48 hours in advance, **preferably by e-mail**. All daily media credentials can be picked up at the Press Will Call booth, located at the Giants' Ticket Office on King Street adjacent to Willie Mays Plaza, beginning approximately two hours before game time. Prior to that time, credentials may be picked up in the Giants' media relations office. **Credentials must be visibly worn at all times.**

BOB STEVENS PRESS BOX: The Bob Stevens Press Box is located on the Lower Box level of Pacific Bell Park, directly above Sections 113-117 of the lower bowl seating in the ballpark. The entrance to the press box, situated one level above street level, can be accessed via the media elevator or adjacent stairwell at Willie Mays Plaza (corner of King and Third Streets). The press box is a working area for the news media and no cheering or other distracting noise is permitted at any time. Anyone violating this policy will be asked to leave the premises. Persons without credentials will not be admitted.

MEDIA WORK ROOM: A media work room, complete with electrical and phone outlets, and counter space, is located directly behind the press box for the print and electronic media's use.

BROADCAST BOOTHS: All broadcast booths for live game coverage are located on the AAA Club Level of Pacific Bell Park (one level above the Press Box). From the street entrance at Willie Mays Plaza, take the media elevator to the AAA Club Level to access the broadcast booths. Persons without credentials will not be admitted.

CLUBHOUSES: Both clubhouses are located on the Field Club (service) level of Pacific Bell Park. The Giants' clubhouse is on the third base side, while the visitor's clubhouse is on the first base side. Only credentialed media with clubhouse access will be admitted. **TV and still photographers are not allowed in the clubhouse prior to the game, while only TV cameras are permitted in the clubhouse during post-game (no still photographers).** Training and weight rooms, as well as the club dining areas, are closed to everyone except players and club officials. The Giants clubhouse is open beginning three-and-a-half hours until 45 minutes prior to game time, and will re-open 10 minutes following the conclusion of the game. **Please do not lounge in the manager's office or clubhouse during the pre-game period. If you have specific interview requests for a player or coach, we encourage you to contact a member of the Giants' media relations staff, who will try to accommodate your needs.**

FIELD ACCESS: Only credentialed media with field access will be allowed onto the field prior to the game. All media must clear the field 45 minutes prior to game time. Access to the field is available on the Field Club (service) level only by one of three tunnels: the Giants' dugout, the visitors' dugout, or the media/umpires tunnel directly behind home plate.

INTERVIEW ROOM: An interview room is located on the Field Club (service) level of the ballpark, adjacent to the two clubhouses. The room will be used for media conferences and other special interviews.

POST-GAME PROCEDURES: Manager Dusty Baker will be available to the media in his office immediately after the Giants clubhouse is opened after the game, except on special occasions when he will answer the media in the formal Interview Room. Please ask any questions of the manager related to the game during this post-game session. Post-game interviews with the manager and players are conducted by media with deadlines and should be limited to game comments. **Please do not lounge in the manager's office or clubhouse, or attempt to conduct feature-length interviews after a game.**

DARKROOMS, STILL PHOTO LOCATIONS: The photo darkrooms and the Giants' team photographers' office are located on the Field Club (service) level of the ballpark between both clubhouses. In addition, dedicated space is available in the Interview Room on the Field Club level for photo transmission via telephone lines. Limited photo locations are available at various field level areas, as well as in TV baskets situated on the AAA Club Level on both the first and third base sides. **All still photo locations are reserved by contacting Giants Team Photographers, Martha Jane Stanton or Andy Kuno.** The Giants' media department requests that all season credentialed photographers use discretion in using their season pass, and ask that you only utilize your credential when on a legitimate assignment.

TV PHOTO LOCATIONS: Due to limited photo space, no TV cameras are guaranteed locations on the field level. All still photographers will have priority in these locations. However, TV cameras are welcome if space permits. **To inquire about space availability, TV news crews should contact Giants Manager, Media Services & Broadcasting, Maria Jacinto, at (415) 972-2447.**

SAM SKINNER MEDIA LOUNGE: The Sam Skinner Media Lounge is located directly behind the broadcast booths on the AAA Club Level. Those media members located in the press box that wish to dine can access the Sam Skinner Media Lounge by taking one flight of stairs up one level. The lounge is open for pre-game meal service beginning three hours prior to game time to accredited media members only. There will be a nominal charge for meals.

PARKING: Due to Pacific Bell Park's downtown location, daily parking is on a first-come, first-served basis and is extremely limited.

MEDIA ELEVATOR: The media elevator is located behind home plate at the street entrance of Willie Mays Plaza, corner of King and Third Streets. Only credentialed media will be allowed on the elevator, which services the AAA Club (broadcast booths), Lower Box (press box) and Field Club (clubhouses, field) levels. Media may also gain access between the three levels by using the stairwell adjacent to the media elevator.

LIVE GAME-IN-PROGRESS BROADCASTS: Please be advised that no radio entity is allowed to file live in-game reports from Pacific Bell Park when the Giants host a game in which MLB's national radio rightsholder, ESPN Radio, is broadcasting. The ESPN Radio window of exclusivity begins 15 minutes prior to first pitch and concludes 15 minutes after the game or when ESPN Radio completes its broadcast, whichever comes first. Live broadcasts by non-rights holders during a game are permitted for the purpose of non play-by-play reporting of scores and game highlights, under the following guidelines: Reports must be confined to between-innings only, limited to 60 seconds in length, and limited to six per game. Radio and TV stringers must notify the Giants media relations department of their plans for such reports. A violation of the above Major League Baseball guidelines may result in the revocation of media credentials.

PRESS BOX SERVICES: Rosters, lineups, game notes and statistics for both teams are available at least two hours before game time. Post-game notes, box scores, Giants manager quotes and updated statistics will be distributed approximately 10 minutes following the conclusion of each game. Giants media guides and the visiting team's media guides are available upon request to the Giants media relations staff in the press box.

MEDIA HOTLINE: Late-breaking news and interviews with Manager Dusty Baker and Giants players, taped after every home game, are available for unlimited use by radio stations and newspapers in Northern California and throughout the country. The service is available in both English (415-972-2474) and Spanish (415-972-2475).

TELEPHONES: Ten charge-a-call phones are available in the press box and four charge-a-call phones are available in the media workroom. In addition, there are two public pay phones in the press box lobby. Media wishing to order temporary telephone lines should call Pacific Bell at 1-800-339-3204 (Analog Private Line) or 1-800-447-9566, option 1, option 3 (Data: ISDN, DSL).

FREELANCE WRITERS AND PHOTOGRAPHERS: Freelance writers and photographers may not request their own credentials. The sports editor or managing editor of a publication employing the freelancer must provide a written credential request on official company letterhead for specific games at least 48 hours in advance of that game.

WEBSITES: Due to the growth of on-line services and our limited number of press box seats, the Giants will only issue daily credentials to those website personnel affiliated with a major news gathering organization.

TICKETS: All requests for tickets must be made to Maria Jacinto in the media relations department via telephone, e-mail or in-person. Requests must be made at least one week in advance of the game for all tickets. A limited number of tickets are available on a first-come, first-served basis. Tickets will be left at the Press Will Call window two hours prior to game time. Persons picking up tickets will be required to show identification, so tickets must be left under the name of the person who will pick them up.

NO AUTOGRAPHS: Media are not allowed to ask for autographs of uniformed personnel at Pacific Bell Park. Anyone violating this policy will be asked to leave the premises and will have their credential revoked.

GIANTS MEDIA RELATIONS DEPARTMENT

**Pacific Bell Park
24 Willie Mays Plaza
San Francisco, CA 94107
(415) 972-2440, 2448
FAX (415) 947-2800
Website: sfgiants.com**

English Media Hotline: (415) 972-2474

Spanish Media Hotline: (415) 972-2475

	Direct Phone	E-Mail Address
Bob Rose, Vice President, Communications	972-2445	brose@sfgiants.com
Jim Moorehead, Manager, Media Relations	972-2449	jmoorehead@sfgiants.com
Maria Jacinto, Manager, Media Services & Broadcasting	972-2447	mjacinto@sfgiants.com
Blake Rhodes, Manager, Baseball Information	972-2443	brhodes@sfgiants.com
Dan Martinez, Media Relations Assistant	972-2441	dmartinez@sfgiants.com
Luis Torres, Hispanic Media Relations	972-2442	ltorres@sfgiants.com

2000 San Francisco Giants Schedule

APRIL

SUN	MON	TUE	WED	THU	FRI	SAT
					7:05 31	7:05 1
					MIL	NY
2	4:05	3	4:05	4	4:05	5
	FLA		FLA	FLA	FLA	ATL
10:10	9	10	7:05 11	7:05 12	7:35 13	7:35 14
ATL		LA	LA	LA	AZ	AZ
5:05	16	17	4:05 18	4:05 19	9:35 20	7:05 21
AZ		CIN	CIN	CIN	AZ	AZ
1:35	23	24	4:05 25	10:05 26	27	7:35 28
AZ		FLA	FLA		MON	MON
1:05	30					
MON						

JUNE

SUN	MON	TUE	WED	THU	FRI	SAT
					1	6:05 2
					OAK	OAK
1:05	4	7:05 5	7:05 6	7:05 7	8	7:35 9
OAK	ANA	ANA	ANA	ANA	SEA	SEA
1:05	11	7:15 12	7:15 13	12:35 14	15	7:35 16
SEA	CIN	CIN	CIN		HOU	HOU
7:05	18	19	5:10 20	5:10 21	5:10 22	5:05 23
HOU		STL	STL	STL	HOU	HOU
12:05	25	6:05 26	6:05 27	6:05 28	12:05 29	7:35 30
HOU	COL	COL	COL	COL	LA	

AUGUST

SUN	MON	TUE	WED	THU	FRI	SAT
		5:05 1	11:05 2	7:15 3	7:35 4	1:05 5
		MIL	MIL	PIT	PIT	PIT
7:05	6	7:15 7	7:15 8	12:35 9	10	4:10 11
PIT	MIL	MIL	MIL		NY	NY
10:10	13	4:10 14	4:05 15	4:05 16	10:35 17	7:35 18
NY	NY	MON	MON	MON	ATL	ATL
7:05	20	7:15 21	7:15 22	12:35 23	24	4:35 25
ATL	FLA	FLA	FLA		PHI	PHI
10:35	27	4:05 28	4:05 29	4:05 30	10:35 31	
PHI	PIT	PIT	PIT	PIT		

MAY

SUN	MON	TUE	WED	THU	FRI	SAT
	7:15 1	7:15 2	4:05 3	12:35 4	7:35 5	1:05 6
	NY	NY	NY	NY	COL	COL
1:05	7	7:15 8	7:15 9	12:35 10	11	6:05 12
COL	STL	STL	STL		COL	COL
12:05	14	15	4:40 16	4:40 17	10:10 18	5:05 19
COL		ATL	ATL	ATL	MIL	MIL
11:05	21	22	7:15 23	7:15 24	10:35 25	7:05 26
MIL		MON	MON	MON	CHI	CHI
7:05	28	1:05 29	7:15 30	7:15 31		
CHI	PHI	PHI	PHI			

JULY

SUN	MON	TUE	WED	THU	FRI	SAT
						3:05 1
						LA
1:05	2	3	7:05 4	12:35 5	12:35 6	5:10 7
LA			COL	COL	COL	STL
11:10	9	10	ALL STAR GAME	11	12	7:15 13
STL				OAK	OAK	OAK
1:05	16	7:15 17	7:15 18	7:15 19	1:05 20	7:10 21
TEX	TEX	TEX	SD	SD	LA	LA
5:10	23	7:05 24	7:05 25	7:05 26	27	12:20 28
LA	SD	SD	SD		CHI	CHI
11:20	30	5:05 31				
CHI	MIL					

SEPTEMBER/OCTOBER

SUN	MON	TUE	WED	THU	FRI	SAT
					7:35 1	1:05 2
					CHI	CHI
1:05	3	1:05 4	7:15 5	7:15 6	7:15 7	7:35 8
CHI	PHI	PHI	PHI	PHI	SD	SD
1:05	10	5:05 11	5:05 12	5:05 13	14	7:05 15
SD	HOU	HOU	HOU	HOU	SD	SD
1:05	17	7:15 18	7:15 19	7:05 20	7:15 21	7:35 22
SD	CIN	CIN	CIN	AZ	AZ	AZ
1:05	24	25	7:10 26	7:05 27	7:10 28	7:05 29
AZ			LA	LA	LA	AZ
1:35	1					
AZ						

Home Away Interleague Home

All times Pacific Daylight Time. All game times and dates subject to change.

12/99

Index

All-Stars, Giants All-Time	260
1999 Major League	220
All-Time Roster, 1883-99	269
American League Standings, 1999	204
American League, SF vs., 1997-99	237
Attendance, 1999	218
Year-by-year	336
Records, Candlestick	336
Award, Harry S. Jordan	102
Award Winners, Major League, 1999	220
Giants All-Time	263
Baer, Laurence M.	7
Baker, Dusty.....	22
Ballparks, Giants Home 1883-99	333
Batting, 1999 Giants Statistics.....	206
Batting, 1999 N.L. Club.....	205
Batting, Giants Franchise Top Tens	242
Batting, S.F. Top Tens	243
Batting Totals, Giants 1900-99	246
Behind the Scenes	37
Blue, Vida	20
Broadcast Information	339
Bullpen Breakdown 1999.....	207
Career Milestones in Reach	202
Cepeda, Orlando.....	20
Club Directory	2
Clubhouse/Staff	39
Coaches, Giants All-Time.....	34
Coaches, 1999 Giants	22
Community Relations	343
Day-by-Day, 1999 Giants	212
Disabled List, 1999 Giants	214
Draft Selections, 1999 June	328
Draft Selections, No. 1 June	296
Executive Bios, Baseball Operations.....	6
Farm System Records, Giants'	281
Father-Son Combos, Top M.L.	51
Fielding, 1999 Giants.....	208
Fielding, 1999 N.L. Club	205
40-40, Seasons	53
Franchise Records, 1883-99.....	240
Franchise Year-by-Year Finishes	234
Gallagher, Pat	12
Hall of Famers, Giants	265
Highs and Lows, Giants 1999	210
Highlights, Giants 1999.....	209
Hitting Streaks, Individual Players	270
Home Run Records by Position.....	259
Interleague Firsts.....	232
Interleague Win/Loss, 1997-99	230
Last Time a Giant Achieved	264
Last Time It Happened.....	261
League Leaders & Notable Performances, Giants 1900-1999.....	263
Magowan, Peter A.	6
Major League Standings, Final 1999	204
Manager & Coach Bios, 1999 Giants	22
Managerial History, Giants 1958-99	25
Mays, Willie	19

McCovey, Willie	19
Media Information/Guidelines, Giants	346
Medical Consultants	38
Milestones in Reach, Barry Bonds	55
Milestones in Reach, Giants	202
Minor League Awards, 1999	283
Minor League Coach Bios and Team Records & Stats, 1999	286
Minor League Coordinators	285
Minor League Leaders	282
Minor League Player Bios	297
Minor League Organizational Leaders	281
Minor League Organizational Standings	281
Minor League System	279
Month-by-Month, 1900-99	250
MVPs, 3-Time	50
MVP Voting in 1990s, National League	59
MVP Voting in 1990s, American League	59
Multi-Homer Games, Most in ML History	52
National League, S.F. vs., 1900-99	236
National League Standings, 1999	204
National & American League Team Directories	222
No-Hitters	98
Non-Roster Players Making Giants Team	82
100-RBI Seasons, Trios	123
100-RBI Seasons, Consecutive	124
Opening Day Lineups, 1958-99	244
Opponents, National League	222
Opponents, American League	230
Owners, Giants, 1883-99	6
Pacific Bell Park Information	330
Pacific Bell Park, Chronology	333
Pacific Bell Park, Comparison vs. Candlestick Park	334
Pitching, 1999 Giants Statistics	207
Pitching, 1999 NL Club	205
Pitching, Giants Franchise Top Tens	242
Pitching, S.F. Top Tens	243
Pitching Totals, Giants 1900-99	248
Player Bios, 1999 Giants	40
Post-Season, Giants in the	276
Pre-Game Schedule	335
Radio Information	342
Radio Network, Giants	342
Radio Voices, Giants, 1958-99	342
Radio Voices, Spanish Language, Giants	341
RBI Records by Position, Giants	255
Records: Month-by-Month, 1900-99	250
Giants Franchise, 1883-1999	240
San Francisco, 1958-99	241
Retired Uniform Numbers	266
Rookies, 2000	151
Rosters: All-Time Giants	269
2000 Giants Roster	198
Sabean, Brian	8
Schedule, 2000	349
Scottsdale Stadium Information	337
Scouts	278
Spring Training Information	338
Spring Training Record, Year-by-Year	338
Spring Training Schedule, 2000	337
Standings, 1999 Final, Major League	204
Streaks, Losing, 1900-99	219

Streaks, Winning, 1900-99	219
Sweeps	261
Team Statistics, 1999 National League	205
Television Information	341
Television Network, Giants	341
3-Time MVPs	50
30-Plus Home Run Seasons	126
30-30, Multiple Seasons.....	57
300 Home Run-300 Stolen Base Club.....	56
Trainers, Athletic.....	37
Transactions, 1999-2000	216
Uniform Changes, Giants	344
Winning Streaks, Individual Player.....	275
Winning/Losing Streaks, Giants 1900-99	219
Win/Loss Breakdown, 1900-99.....	238
Win/Loss Breakdown, 1999	211
Yearly Batting Leaders, 1900-99.....	252
Yearly Pitching Leaders, 1900-99.....	256
Yearly Team Batting Totals, 1900-99	246
Yearly Team Pitching Totals, 1900-99	248

Notes:

Welcome to your new home.



It's a whole new ballgame. The team you love, playing in the heart of The City. What could be better? Chevron is a proud "Winner's Circle" Partner of the Giants, and we look forward to an exciting new era of Giants baseball. One that brings fans closer to the game with a classic, old-time ballpark. Where incredible sight lines make it easy to keep your eye on the ball, the Bridge and our beautiful Bay. So call some friends. Make yourself at home.

TECHRON

All Chevron gasolines have the exclusive Techron additive

And for the benefit of Chevron with Techron fans, call 1-800-FREE-APP to apply for a Chevron credit card.

Which, to your friend in the driveway, is really playing ball.



GET UP TO
THE MINUTE
SPORTS STATS.
LIKE WHICH TEAM
MIKE MORGAN
IS ON TODAY.



FOR MORE INFORMATION ON PACIFIC BELL WIRELESS 411 SERVICE CALL 1-888-1-LIKE-PCS.