


GIANTS



2002
MEDIA
GUIDE



Get Business DSL Internet and connect multiple workstations to the Web.

Who knew a single line could serve so many?



>With Business DSL Internet access service you can host an e-mail server and web site, connect multiple workstations to the Internet with a single line, enjoy faster uploads and downloads, even make videoconferencing an uncomplicated reality. So much for DSL Internet access service being just about speed. And there's never been a better time to call or visit our web site to check for availability in your area.

1-888-2DSL-888 • SBC.COM





More publications available at:

www.retroseasons.com/library/



The 2002 San Francisco Giants Media Guide

C O N T E N T S

1

CLUB DIRECTORY

Executive Biographies

2

THE 2002 GIANTS

Manager and Coach Biographies
Behind the Scenes
Player Biographies

3

2001 IN REVIEW

Final Major League Standings
2001 Statistics
The Season, Day-by-Day
Player Transactions
Giants Home Attendance

4

THE OPPONENTS

National League Club Directories
American League Club Directories

5

GIANTS HISTORY

Giants Franchise Records
San Francisco Records
All-Time Top Tens
Giants All-Stars
League Leaders
Giants in the Hall of Fame
All-Time Roster

6

THE MINOR LEAGUES

Giants Minor League System
2001 Standings and Statistics
Minor League Staff
Minor League Player Biographies

7

OTHER INFORMATION

Pacific Bell Park Information
Exhibition Schedule
Scottsdale Stadium Information
Spring Training Information,
Statistics and History
Broadcast Information
Giants Community Fund
Giants Media Information/
Guidelines
Regular Season Schedule



2002 Tribute to Bob Stevens

Hall of Fame sportswriter Bob Stevens was a man who was as important to San Francisco baseball as Lefty O'Doul, Joe DiMaggio and Willie Mays. While not a player, the longtime *San Francisco Chronicle* writer brought Giants baseball into the homes of Northern California with his witty, accurate and informative journalism for almost 40 years.

Stevens, who covered the Pacific Coast League Seals from 1940-57 before taking the Giants' beat when the team came west, passed away January 2, 2002 at his home in San Bruno, CA. The press box at Pacific Bell Park is named in his honor.

The Giants dedicate the 2002 media guide to Stevens, a Hall of Fame human being.

The 2002 Giants Media Guide was written, edited and produced by Jim Moorehead, Blake Rhodes, Matt Hodson, Maria Jacinto and Nancy Donati; and designed and published by Diablo Publications, Walnut Creek, CA. © San Francisco Giants.

Cover photography by Martha Jane Stanton and Missy Mikulecky. All other photography by Martha Jane Stanton, Andy Kuno, Missy Mikulecky and the SF Giants Archives.

Statistical support provided by Bill Arnold and The Sports Features Group.

The Guide is available at Pacific Bell Park, Giants Dugout Stores, the team's website (sfgiants.com), through the mail by writing: Giants Information Guide, Mail Order Dept., Pacific Bell Park, 24 Willie Mays Plaza, San Francisco, CA 94107 or by phoning the mail order department at 1-800-442-6873 or (415) 575-5101.



San Francisco Giants

Pacific Bell Park

24 Willie Mays Plaza, San Francisco, CA 94107

(415) 972-2000 • sfgiants.com

San Francisco Baseball Associates L.P.

Managing General Partner: Peter A. Magowan

Senior General Partner: Harmon E. Burns

Principal Partners

Laurence M. Baer
Allan G. Byer
George Drysdale
Daniel Geller
Nancy House
David Jenkins

Charles B. Johnson
KNBR, Inc.
KTVU, Inc.
Duane K. Kurisu
Philip D. Morais
William Neukom

Lawrence Nibbi
Arthur Rock
A. Daniel Scheinman
John Scully
Robert L. Sockolov
Lawrence J. Stupski
David S. Wolff

Administration

President.....Peter A. Magowan
Executive Vice President and Chief Operating OfficerLaurence M. Baer
Senior Vice President and General ManagerBrian R. Sabean
Senior Vice President and Chief Financial OfficerJohn F. Yee
Senior Vice President and General Counsel.....Jack F. Bair
Special AssistantWillie Mays
Senior Advisor.....Willie McCovey
Transportation Program Manager and
Special Assistant to the Chief Operating OfficerAlfonso G. Felder
Executive Assistant to the PresidentShirley Casabat
Executive Assistant to the Executive Vice President and Chief Operating Officer.....Ilene Snider
Executive Assistant to the Chief Financial OfficerEvelyn White

Baseball Operations

Senior Vice President and General ManagerBrian R. Sabean
Vice President and Assistant General ManagerNed Colletti
Vice President, Player PersonnelDick Tidrow
Senior Advisor, Baseball Operations/Director of Arizona Operations.....Robert E. Quinn
Special Assistant to the General ManagerRon Perranoski
Director of Player DevelopmentJack Hiatt
Special Assistant, Player PersonnelBobby Bonds
Special Assistant, Player PersonnelJim Davenport
Special Assistant, Player PersonnelTed Uhlaender
Director of Minor League Administration.....Bobby Evans
Coordinator of Scouting.....Matt Nerland

Coordinator of International Operations	Rick Ragazzo
Coordinator of Video Systems	Carlos Alfonso
Director of Travel	Reggie Younger, Jr.
Executive Assistant, Baseball Operations	Karen Sweeney
Assistant, Baseball Operations	Jeremy Shelley
Assistant, Organizational Travel	Mike Scardino
Assistant, Video Systems	Dan Martin
Assistant, Video Systems	Yeshayah Goldfarb

Ballpark Operations

Senior Vice President, Ballpark Operations	Jorge Costa
Senior Director of Ballpark Operations	Gene Telucci
Director of Maintenance	Tito Guzman
Assistant Director of Ballpark Operations	Bob DeAntoni
Security Manager	Tinie Roberson
Ballpark Operations Supervisor	Stan Sprinkles
Head Groundskeeper	Scott MacVicar
Assistant Groundskeeper	Steve Dedo
Facilities Manager, Ballpark Operations	Tom Zorn
Administrative Assistant/Project Manager	Vicki Kelley
Maintenance Supervisor	Carolina Anaya
Custodians	Leticia Ferrusquia, Maria Rodriguez, Antonio Serrato

Clubhouse

Giants Equipment Manager	Miguel Murphy
Visitors Clubhouse Manager	Harvey Hodgerney
Assistant Equipment Manager	Richard Cacace
Clubhouse Assistant	David Loewenstein

Consumer Marketing

Senior Vice President, Consumer Marketing	Tom McDonald
Executive Assistant to the Senior Vice President, Consumer Marketing	Juliet Hippard
Director of Interactive Marketing	Jerry Drobny
Manager, Game Entertainment	Bryan Srabian
Manager, Scoreboard & Video Operations	John Tyler

Ticket Sales

Director, Sales	Rob Sullivan
Manager, Group Sales	Cory Shakarian
Manager, Season Ticket Sales	Craig Solomon
Sales Executives	Matt Bawks, Mike Farrell, Regina Hawes, Jane Kaplan, Patrick Landers, Todd Lindenbaum

Ticket Services/Client Relations

Vice President, Ticket Services/Client Relations	Russ Stanley
Administrative Assistant to Vice President, Ticket Services/Client Relations	Stacie Duarte
Director of Ticket Services	Devin Lutes
Director of Client Relations	Annemarie Hastings
Director of Luxury Suites	Amy Quartaroli
Ticket Services Manager	Bob Bisio
Ticket Accounting Manager	Kem Easley
Ticket Operations Manager	Anita Sprinkles
Special Events Ticket Manager	Todd Pierce
Luxury Suites Coordinator	Alexis Mason
Client Relations/Ticket Services Project Coordinator	Shelby Barendrick
Client Relations Executives	Cindy Hernandez, Rocky Koplik, Margo Malone, Greg Marinec, Bob Murtagh, Jerri Ozment
Ticket Services Representative/Spring Training Ticket Coordinator	Matt Coy
Ticket Services Representatives	Bill Dion, Sam Heikel
Client Services Representatives	Mark Guter, Kevin Mark
Account Processing Coordinator	Donna Dal Bazzo
Account Processor	Linda Gentile

Corporate Marketing

Senior Vice President, Corporate Marketing	Mario Alioto
Corporate Marketing Assistant	Rebecca Miles
Vice President, Corporate Sponsorship	Jason Pearl
Account Executive, Corporate Sponsorship	Erik Gordon
Account Executive, Corporate Sponsorship	Matt Ellis
Director of Sponsorship Services	Danny Dann
Corporate Sponsorship Account Service and Sales Executive	Doug Carnahan
Corporate Sponsorship Assistant	Alexis Calman
Director of Special Events	Valerie McGuire
Promotions Manager	Alison Vidal

Finance/Accounting

Vice President, Finance	Robert J. Quinn
Accounting Manager	Keith T. Scheeler
Payroll Manager	Ron Cobb
Senior Financial Analyst	Teresa K. Jang
Retail Accountant	Paul L. Kelley
Accounts Payable	David M. Smith
Staff Accountant	Rolando B. Austria
Financial Analyst	Peggy Della Rocchetta

Guest Services

Vice President, Guest Services	Rick Mears
Manager of Guest Services	Julie Radford
Payroll Administrator	Pam Sohl
Scheduling Administrator	Paul Schov

Human Resources/Office Services

Vice President, Human Resources	Joyce Thomas
Human Resources Manager	Lily Martinez, PHR
Receptionist	Claudette Kranson
Administrative Clerk	Bob Szarka
Administrative Assistant	Reina Terry
Lobby Receptionist	Anthony Horton

Information Systems

Vice President and Chief Information Officer	Bill Schlough
Director of Technical Services	John Winborn
Application Developer	Dan Quill
MIS Project Manager	Christian Sievers
Network Administrator	Dave Woolley
Telecom Specialist	Sandra Robison
Systems Support Specialist	Ken Logan
Desktop Support Technician	Tom Craig
Helpdesk Administrator	Lena Boswell

Legal

Senior Vice President and General Counsel	Jack E. Bair
Vice President and Deputy General Counsel	Elizabeth R. Murphy
Executive/Legal Assistant	Nicole Bivetto

Media Relations

Manager, Media Services and Broadcasting	Maria Jacinto
Manager, Media Relations	Jim Moorehead
Manager, Baseball Information	Blake Rhodes
Media Relations Assistant	Matt Hodson
Hispanic Media Services	Luis Alberto Torres

Publications

Vice President, Publications	Nancy Donati
Photography/Archives Manager	Missy Mikulecky

Art Director/Senior Graphic Designer	John Franco
Graphic Designer.....	Brian Bisio
Publications/Photography Assistant	Heidi Montoya
Staff Photographers	Martha Jane Stanton, Andy Kuno

Public Affairs/Community Relations

Vice President, Public Affairs	Staci A. Slaughter
Executive Director, Giants Community Fund	Sue Petersen
Director, Public Affairs & Community Relations	Shana Daum
Program and Finance Manager, Giants Community Fund	Paul Giuliani
Senior Public Affairs & Community Relations Coordinator.....	Bertha Fajardo
Community Relations Coordinator.....	Jayme Fulford
Giants Community Fund Assistants	Molly Mosier, Carolyn Schultes
Community Representatives	Vida Blue, Orlando Cepeda

Retail/Tours

Vice President & General Manager, Retail/Tours	Connie Kullberg
Director of Retail & Tour Operations	Derek Landry
Manager, Pacific Bell Park Tours	Alicia Biagi
Buyer, RTW and Caps	Dave Martinez
Buyer, Novelty and Kids.....	Philippa Redland
Retail and Tours Coordinator.....	Joanne Young
Sales Audit Manager	Simon Tiles
Dugout Store District Manager	Bonnie MacInnes
Warehouse and Merchandise Services Manager	Melinda Lagunas
Retail Driver.....	Raul Rodriguez
Store Manager, Pacific Bell Park.....	Rebecca Cyr
Assistant Store Manager, Serramonte.....	Elbert Felix

Giants Enterprises L.L.C.

(Subsidiary of the San Francisco Giants)

Chairman	Peter A. Magowan
Vice Chairman	Harmon E. Burns
Chief Executive Officer	Laurence M. Baer
Treasurer	John F. Yee
Secretary	Jack F. Bair
Assistant Secretary	Elizabeth R. Murphy
President	Patrick J. Gallagher
Director of Corporate Sales and Marketing	Stephen Revetria
Sales Manager	Jeff Tucker
Event Coordinators	Joanna Blume, Amy LaRocca
Executive Assistant	Helen McNeil

China Basin Ballpark Company L.L.C


(Affiliated with the San Francisco Giants)

Chairman and Chief Executive Officer.....	Peter A. Magowan
Vice Chairman	Harmon E. Burns
President and Chief Operating Officer	Laurence M. Baer
Vice President, Finance and Chief Financial Officer, Treasurer.....	John F. Yee
Vice President and General Counsel, Secretary	Jack F. Bair

Giants Development Services, L.L.C.



(Affiliated with the San Francisco Giants)

Chairman.....	Peter A. Magowan
Vice Chairman	Harmon E. Burns
Chief Executive Officer	Laurence M. Baer
Treasurer	John F. Yee
Secretary	Jack F. Bair
Assistant Secretary	Elizabeth R. Murphy



Cementing His Place In History

At 1:23 pm on Sunday, October 7, 2001, Barry Bonds was putting the finishing touches on a masterpiece season.



When he crossed the plate after drilling a 3-2 knuckleball from the Dodgers' Dennis Springer onto the right field arcade at Pacific Bell Park, he chiseled his place in baseball history with his Major League-record 73rd home run.

The Giants' left fielder sculpted one of the finest seasons in big league history in 2001—perhaps the greatest single-season effort of all time.

The surefire Hall of Famer's masterpiece campaign etched a permanent place in baseball lore when he was elected the National League Most Valuable Player by the Baseball Writers Association of America (BBWAA) for an unprecedented fourth time on November 19. Only seven other men have won their league's MVP award as many as three times in their career.

With this historic fourth award, after previously being honored in 1990, '92 and '93, Bonds surpassed Jimmie Foxx (1943, '46 and '48), Joe DiMaggio (1939, '41 and '47), Stan Musial (1943, '46 and '48), Roy Campanella (1951, '53 and '55), Yogi Berra (1951, '54 and '55), Mickey Mantle (1956, '57 and '62) and

Mike Schmidt (1980, '81 and '86).

Aside from establishing one of the most sacred marks in baseball with the single-season home run record, Bonds also produced four other Major League single-season records.

The new home run king was crowned October 5 when he hit his 71st clout of the season off Los Angeles' Chan Ho Park to surpass Mark McGwire's standard of 70 established in 1998. Bonds wasn't finished after the first-inning blast, adding his 72nd home run off Park in the bottom of the third inning. However, it was a bittersweet night for the new sultan of swat and his team as the Giants were eliminated from post-season consideration that night by virtue of their 11-10 setback.

Earlier that week, Bonds passed the immortal Babe Ruth for another single season record—most walks. When Houston's Nelson



Cruz issued Bonds a lead-off walk in the sixth inning on October 3, he trotted to first base via a free pass for the 171st time to break Ruth's big league mark which was set in 1923. In fact, the 2001 MVP shattered the previous standard, finishing his finest campaign with 177 free passes, including 35 intentional walks.

While Bonds showed an artist's keen eye at the plate in 2001, his bat proved to be a lethal instrument in creating his greatest work. He shattered Ruth's single-season slugging percentage record of .847 in 1920, with an astounding .863 showing. These two men are the only players to finish a season with a slugging mark better than .800.

Of course, home runs were a main ingredient in producing the slugging mark. Bonds was a human highlight reel, blasting home runs at an unprecedented rate—one every 6.52 at-bats. His conveyor-belt efficiency bypassed McGwire's 1998 pace of a clout every 7.27 at-bats.

The Giants' maestro orchestrated another Major League record, with 15.34 home runs per 100 at-bats. Bonds' home run percentage surpassed McGwire's 13.75 mark established in 1998.

Aside from the five Major League single-season records adorning his mantle, the *Associated Press* Player of the Year also had the highest on-base percentage (.515) for a National League player since Giants Hall of Famer John McGraw's .547 mark in 1899. To complete his stellar work, his 107 extra-base hits tied for the third-highest total in big league annals.

Unfortunately for National League pitchers, San Francisco's treasure will continue to hone his craft and aspire to surpass his masterpiece campaign of 2001.

HOME RUNS				
Rank	Player	Year	Home Runs	
1	Barry Bonds	2001	73	
2	Mark McGwire	1998	67	
3	Sammy Sosa	1998	66	
4	Mark McGwire	1999	65	
5	Sammy Sosa	1999	63	
6	Roger Maris	1961	61	
7	Babe Ruth	1927	60	
8	Babe Ruth	1921	59	
9	Jimmie Foxx	1932	58	
	Hank Greenberg	1938	58	
	Mark McGwire	1997	58	
12	Ken Griffey, Jr.	1997	56	
	Ken Griffey, Jr.	1996	56	
	Hack Wilson	1930	56	
15	Ralph Kiner	1949	54	
	Mickey Mantle	1961	54	
	Babe Ruth	1920	54	
	Babe Ruth	1928	54	

WALKS				
Rank	Player	Year	Walks	
1	Barry Bonds	2001	177	
2	Babe Ruth	1923	170	
3	Mark McGwire	1998	162	
	Ted Williams	1947	162	
	Ted Williams	1949	162	
6	Ted Williams	1946	156	
7	Barry Bonds	1996	151	
	Eddie Yost	1956	151	
9	Jeff Bagwell	1999	149	
	Eddie Joost	1949	149	
11	Babe Ruth	1920	148	
	Eddie Stanky	1945	148	
	Jimmy Wynn	1969	148	
14	Jimmy Sheppard	1911	147	
15	Mickey Mantle	1957	146	

SLUGGING PERCENTAGE				
Rank	Player	Year	Slug. Pct.	To 6 Digits
1	Barry Bonds	2001	.863	.863445
2	Babe Ruth	1920	.847	.847162
3	Babe Ruth	1921	.846	.846296
4	Babe Ruth	1927	.772	.772222
5	Lou Gehrig	1927	.765	.765411
6	Babe Ruth	1923	.764	.764368
7	Rogers Hornsby	1925	.756	
8	Mark McGwire	1998	.752	
9	Jeff Bagwell	1994	.750	
10	Jimmie Foxx	1932	.749	
11	Babe Ruth	1924	.739	

HOME RUN PERCENTAGE				
Rank	Player	Year	Home Run Pct.	
1	Barry Bonds	2001	15.34	
2	Mark McGwire	1998	13.75	
3	Mark McGwire	1999	12.48	
4	Mark McGwire	1996	12.29	
5	Babe Ruth	1920	11.79	
6	Babe Ruth	1927	11.11	
7	Sammy Sosa	2001	11.09	
8	Babe Ruth	1921	10.93	
9	Mark McGwire	1997	10.74	
10	Mickey Mantle	1961	10.34	
11	Hank Greenberg	1938	10.43	
12	Roger Maris	1961	10.34	
13	Sammy Sosa	1998	10.26	
14	Barry Bonds	2000	10.21	
15	Sammy Sosa	1999	10.08	

HOME RUN RATIO				
Rank	Player	Year	Home Run Ratio	
1	Barry Bonds	2001	6.52	
2	Mark McGwire	1998	7.27	
3	Mark McGwire	1999	8.01	
4	Mark McGwire	1996	8.13	
5	Babe Ruth	1920	8.48	
6	Babe Ruth	1927	9.00	
7	Sammy Sosa	2001	9.02	
8	Babe Ruth	1921	9.15	
9	Mark McGwire	1997	9.31	
10	Mickey Mantle	1961	9.52	
11	Hank Greenberg	1938	9.59	
12	Roger Maris	1961	9.67	
13	Sammy Sosa	1998	9.74	
14	Barry Bonds	2000	9.80	
15	Sammy Sosa	1999	9.92	



Peter A. Magowan

PRESIDENT AND MANAGING GENERAL PARTNER

Recognized as one of Major League Baseball's most progressive leaders, Peter Magowan enters his tenth season as the Giants' president and managing general partner. A longtime resident of San Francisco and lifelong baseball enthusiast, Magowan is credited with playing a critical role in two major events that kept the Giants in Northern California.

In an 11th-hour effort, Magowan and a group of civic-minded San Franciscans saved the Giants from relocating to Tampa Bay in December 1992. The successful rescue had special meaning for Magowan, a New York native who moved to San Francisco with his family about the same time the Giants moved west in 1958.

Then in December 1995, Magowan unveiled a revolutionary plan to build a new 41,000-seat ballpark at China Basin which would further ensure successful Major League Baseball in San Francisco well into the 21st Century. The Giants' president, determined to eliminate any public taxpayer assistance, announced that the new baseball park would be the first privately-financed Major League ballpark in more than 30 years. Three months later, the team's "Yes on B" campaign passed in overwhelming fashion, as San Francisco voters approved the China Basin ballpark proposal by a 2-to-1 margin. Officially named Pacific Bell Park soon thereafter, the Giants broke ground on their spectacular new downtown waterfront home Dec. 11, 1997, with a completion date of April 2000.

For his efforts in overseeing the nationally acclaimed Pacific Bell Park project, Magowan was named 2000 Sports Executive of the Year by *Street & Smith's Sports Business Journal*.

Known as the man who brought single-season home run king Barry Bonds to San Francisco after signing him as a free agent in Dec. 1992, Magowan has ensured that the slugger will finish his career in a Giants uniform. Prior to the 2002 campaign, he signed Bonds to a five-year contract with a 10-year personal services contract following his playing days.

Magowan's aggressive and innovative management style, as well as his well-known business acumen, has earned him recent assignments on some of Major League Baseball's most influential committees—labor relations, strategic planning, equal opportunity, and the National League's Executive Committee.

Since assuming the club's reins in 1993, Magowan has been the recipient of many community awards. *The San Francisco Business Times*, in recognition of his efforts to keep the Giants in San Francisco, named Magowan their 1993 Bay Area Business Executive of the Year. In addition, the Commonwealth Club of California honored him and other team investors with the prestigious 1993 Distinguished Citizens Award.

In recognition of the Giants becoming the first professional sports team to stage a benefit game for AIDS, Magowan was presented a Special Achievement Award for Outstanding Leadership and Commitment to HIV/AIDS Awareness at the 1995 AIDS Update Conference. In 1999, the Harvard Business School named him Bay Area Business Leader of the Year.

Magowan has spent 32 years with Safeway, Inc. He was named chairman and CEO on January 1, 1980. He relinquished the CEO title and left the day-to-day operations in April 1993 after becoming president and managing general partner of the San Francisco Giants. In May of 1998 he retired from his position as chairman, though he remains a director. Magowan also serves as a director on the boards of DaimlerChrysler A.G. and Caterpillar, Inc.

A 1964 Stanford graduate with a degree in American literature, Magowan received his masters degree in politics, philosophy and economics from Oxford University. He also completed two years of additional postgraduate work at the Johns Hopkins School of Advanced International Studies. He and his wife, Debby, live in San Francisco.

Best Records Since 1993

Under current ownership, San Francisco has posted the third best record in the National League and sixth in the majors since 1993.

Team	W	L	PCT.
Atlanta	851	541	.611
New York (A.L.)	819	569	.590
Cleveland	794	595	.572
Houston	756	636	.543
Seattle	747	642	.538
San Francisco	745	649	.534
Boston	736	656	.529
Chicago (A.L.)	727	662	.523
Los Angeles	727	665	.522



Laurence M. Baer

EXECUTIVE VICE PRESIDENT AND CHIEF OPERATING OFFICER

A fourth generation San Franciscan with impeccable credentials in the world of marketing, television, film and politics, Larry Baer has gained a national reputation as one of professional sports' leading visionaries. The 44-year-old Baer, a limited partner of the Giants' ownership group who has served as executive vice president of the team since December 1992, also was named chief operating officer of the franchise in May 1996.

For the past eight years, Baer has also served as the chairperson of the team's new \$357 million Pacific Bell Park project at China Basin, near downtown San Francisco. In 1996, he was named president of the China Basin Ballpark Corporation (CBBC), a private entity formed by Giants investors to finance and build the new ballpark, which opened in April 2000.

Under his direction, the Giants enjoyed perhaps their finest hour in San Francisco in 2000. The franchise sold 3,315,000 tickets, shattering the all-time club attendance record by more than 700,000. Pacific Bell Park opened to widespread acclaim as one of the "best ballparks ever built," and Baer joined team president Peter Magowan in being honored with throwing out the first pitch at the park's historic Opening Day April 11, 2000. The club enjoyed continued success at Pacific Bell Park in 2001, surpassing the 3.3 million mark in attendance and leading all of baseball in sponsorship revenue, while branding the park as one of the most popular venues in the country for special events.

The San Francisco Lowell High School graduate has been the driving force behind every phase of the ballpark project, including the park's original design by HOK Sports; the successful voter campaign in March 1996; the subsequent private financing package that featured the highly successful Charter Seat program; the unprecedented drive to secure a record 29,500 season ticket holders, and the final construction of the facility.

Baer is responsible for the overall day-to-day functioning of the Giants organization, both on the business and baseball sides of the operation. A key leader in assembling the new ownership group and negotiating the 1992 sale which kept the Giants in San Francisco, he has also been a member of Major League Baseball's prestigious television committee.

After earning Phi Beta Kappa honors at the University of California in 1980, Baer joined the Giants as the club's marketing director. During his initial three-year stint with the Giants, he helped direct the highly acclaimed "Croix de Candlestick" campaign, among other successful promotional events. In 1983, he left the Giants to attend Harvard Business School, followed by a four-year tenure at Westinghouse Broadcasting in San Francisco and New York. He finally returned to the Giants in December 1992 from CBS, Inc. in New York, where he had served as special assistant to the network's chairman, Laurence Tisch.

In 1996, Baer was accorded the San Francisco Distinguished Leadership Award, a highly-coveted honor given to individuals who have contributed to their community and provided leadership for a better quality of life. In addition, the Giants executive received the prestigious "Sports Torch of Learning Award" by the Scopus Society of the American Friends of The Hebrew University in 1995 and the Anti-Defamation League's Torch of Liberty Award in 2001.

Baer also serves on the boards of the San Francisco Chamber of Commerce, the California Academy of Sciences, the San Francisco Committee on Jobs, the Boys and Girls Club of San Francisco and the Northern California Special Olympics.

In addition, he has been a catalyst in the drive to bring the 2012 Summer Olympics to the Bay Area and serves on the executive board dedicated to this effort.

Baer and his wife, Pam, reside in San Francisco with their four children.

Giants Ownership

Ownership

(Chief Executive Officers)

John B. Day

C.C. Van Cott

Andrew Freedman

John T. Brush

Harry N. Hempstead

Charles A. Stoneham

Horace C. Stoneham

Robert A. Lurie

Peter A. Magowan

Dates

December 7, 1882 - January, 1893

January, 1893 - January 24, 1895

January, 24, 1985 - September 9, 1902

September 9, 1902 - November 26, 1912

November 26, 1912 - January 14, 1919

January 14, 1919 - January 6, 1936

January 15, 1936 - March 2, 1976

March 2, 1976 - January 12, 1993

January 12, 1993 - present



Brian R. Sabean

SENIOR VICE PRESIDENT AND GENERAL MANAGER

Brian Sabean, whose distinguished baseball pedigree and shrewd player acquisitions have transformed the Giants into the National League's 2nd-winningest team over the past five seasons, was named San Francisco's senior vice president and general manager Sept. 30, 1996.

Since Sabean assumed the GM reins, the Giants have won two NL West Division flags (1997 and 2000), forced a Wild Card tie-breaker game with Chicago in 1998 and have posted a 452-359 mark during that five-year span. The Giants have finished in either first- or second-place in the division each of his five seasons, marking the first time that's occurred since the five-year span of 1965-69. In fact, his teams have only played 11 contests since the beginning of the 1997 season that haven't had any

post-season implications (final 9 games in 1999 and last 2 in 2001). It's also been 32 years since a San Francisco team has won more games over a five-year period than this current Giants group. The 1965-69 teams won 457 contests, just five more than the 452 accomplished by the 1997-2001 Giants.

Entering his tenth year with the organization and 17th overall season as a baseball front office executive, the 45-year-old Sabean is regarded as one of the best general managers in Major League Baseball. In his very first year as the Giants' GM, the Concord, NH native finished second in *The Sporting News'* 1997 Executive of the Year balloting. He seized national headlines for his bold player moves that season, engineering some of baseball's most successful blockbuster trades, which catapulted San Francisco to its first divisional championship in eight years.

During his six-year tenure as GM, Sabean has acquired some of the game's best players via trades. They have included All-Stars Jeff Kent, Robb Nen, Andres Galarraga, Ellis Burks, Joe Carter, Roberto Hernandez, Wilson Alvarez and Jose Mesa. Prior to the July 31 trading deadline in 1999, the Giants GM added another prize player, 1997 World Series MVP Livan Hernandez of the Florida Marlins, in exchange for two minor leaguers.

In perhaps his finest year during his career with the Giants, Sabean acquired six players prior to the trading deadline in July 2001. With the acquisitions of starting pitcher Jason Schmidt, relievers Brian Boehringer, Jason Christiansen and Wayne Gomes as well as former batting champi-

on Andres Galarraga and outfielder John Vander Wal, Sabean oversaw a 24-percent change of personnel on the Giants 25-man roster. Bolstered by these additions, the Giants went 38-23 down the stretch and stayed in contention for both the division title and wild card spot until the season's 160th contest. Sabean re-signed Schmidt during the off-season, while also acquiring outfielders Reggie Sanders and Tsuyoshi Shinjo, infielder David Bell and reliever Jay Witasick to bolster the 2002 edition.

Before his promotion to GM in 1996, Sabean served one season as the club's senior vice president, player personnel in 1995 and enjoyed a three-year stint as assistant to the general manager and vice president of scouting/player personnel. Prior to joining the Giants, Sabean played a vital role in developing the Yankees' farm system into one of baseball's finest. During his eight-year tenure with the Yankees, he held several positions of increasing responsibility, including director of scouting from 1986-90 and vice president of player development/scouting from 1990-92.

Sabeen, who graduated from Concord (NH) High School in 1974 and Eckerd College (St. Petersburg, FL) in 1978, served as an assistant baseball coach at St. Leo College in St. Leo, FL in 1979 and the University of Tampa from 1980-82. He was then promoted to head coach at Tampa in 1983, holding that post for two years, compiling a 61-36 record and making the school's first-ever appearance in an NCAA regional tournament in 1984. Brian and Barbara have four sons—Colin, Sean, Brendan and Darren.

Best Records Since 1997

Since the Brian Sabean/Dusty Baker era began in 1997, the Giants own second best record in the National League and fifth best mark in Major League Baseball.

Team	W	L	PCT.
Atlanta	493	317	.609
New York (AL)	490	317	.607
Cleveland	453	356	.560
Seattle	452	357	.559
San Francisco	452	359	.557
New York (NL)	448	362	.553
Houston	448	362	.553



Ned Colletti

VICE PRESIDENT AND ASSISTANT GENERAL MANAGER

Entering his third decade in Major League Baseball, Ned Colletti has spent the last 21 years in the game. This season marks his eighth year with the Giants organization and his sixth as the assistant general manager to Brian Sabean.

He is a prominent member of Sabean's baseball braintrust that has helped the Giants average 90-plus wins a season from 1997-2001, including division championships in 1997 and 2000. Colletti has been responsible for signing such premier players as current and former Most Valuable Players Barry Bonds and Jeff Kent, along with All-Stars Robb Nen and Rich Aurilia, and key players such as Kirk Rueter, J.T. Snow, Felix Rodriguez, Jason Schmidt and Reggie Sanders, all to multi-year contracts. In addition to handling all Major League contract negotiations, his responsibilities include assisting Sabean on player acquisitions, overseeing waiver and rule compliance and managing the Major League payroll and budgeting. Colletti also works closely with Dick Tidrow in signing the organization's top picks in the annual first-year player draft. During the last four years, the Giants have signed 93 of the organization's top 101 selections, including all the players selected in the first 10 rounds.

Prior to joining the Giants organization in 1994, Colletti worked for the Chicago Cubs, beginning his Major League Baseball career in 1982. He worked in both the media relations and baseball departments in Chicago, assisting in player contract negotiations, salary arbitration cases and player acquisitions. He was a key member of the organization when the Cubs won the N.L. Eastern Division titles in 1984 and 1989. He was honored by Major League Baseball with the Robert O. Fishel Award for Public Relations Excellence in 1990.

The Chicago native graduated from Northern Illinois University and East Leyden High School in Franklin Park, IL, the same high school Denver Broncos coach Mike Shanahan, Toronto Raptors general manager Glen Grunwald and former NBA head coach Jimmy Rodgers attended. He was inducted into the Triton College Sports Hall of Fame in 1993, entering the same time as Kirby Puckett, Lance Johnson and Jeff Reboulet. Prior to joining the Cubs, Colletti was a sports writer/columnist covering the National Hockey League and the Big Ten Conference.



Dick Tidrow

VICE PRESIDENT, PLAYER PERSONNEL

A former American League Rookie Pitcher of the Year and 13-year Major League veteran, Dick Tidrow enters his fourth season as the Giants' vice president, player personnel and his ninth year overall with the club.

Another invaluable cog in Brian Sabean's inner circle, Tidrow came to the organization prior to the 1994 campaign, serving as the club's Major League scout for the American League. He was promoted to special assistant to the general manager in 1996, and was elevated to director of player personnel prior to the 1997 season. His current responsibilities include providing Major League player recommendations for trade or free agent signings as well as overseeing the player development and scouting areas of the organization. His judgement for talent, whether acquired or developed through the club's farm system, can be seen throughout the roster of the major league club.

Prior to joining the Giants organization, Tidrow served as a special assignment scout with the New York Yankees from 1985 through 1993. The former right-handed pitcher, nicknamed "Dirt," enjoyed parts of 13 years in the majors from 1972-84. He was honored as *The Sporting News* A.L. Rookie Pitcher of the Year as a starter with the Cleveland Indians in 1972, while also capturing pennant and World Series rings as a reliever with the Yankees in 1976 and '77, respectively. He later pitched for the Cubs, White Sox and Mets. His lifetime numbers show a 100-94 record with 55 saves and a 3.68 ERA.

The San Francisco native graduated from Mt. Eden High School in 1965 and Chabot Junior College in 1967, both located in Hayward. Dick and his wife, Mari Jo, have three children—Andy, Matt and Richelle—and make their home in Lee's Summit, MO.



Robert E. Quinn

SENIOR ADVISOR, BASEBALL OPERATIONS/
DIRECTOR OF ARIZONA OPERATIONS

Bob Quinn, former Major League Executive of the Year who's been in professional baseball for more than 40 years, begins his tenth season with the organization and fifth year as senior advisor, baseball operations/director of Arizona operations. Quinn, who served the Giants as vice president and senior advisor, baseball operations in 1997, acts as the Giants' liaison with

the "Charros" sports group, which represents the City of Scottsdale in the team's lease agreement for Scottsdale Stadium, and the nearby Indian School workout facility during Spring Training. Quinn also continues to fill special club assignments from Brian Sabean throughout the year.

Quinn served as the Giants senior vice president and general manager from 1993-96, a period in which the club posted a .503 winning percentage (293-290). He is a third-generation baseball executive: his grandfather, J.A. Quinn, was the general manager for four Major League teams, and his father, John, held the same post with the Braves for 23 years and with the Phillies for another 13 seasons. A native of Boston, Quinn has held Major League executive positions ranging from vice president of player development and scouting for the Cleveland Indians to general manager of the Yankees (1986-88) and the Reds (1989-91). He built a World Championship team in Cincinnati in 1990 and was named the Major League Executive of the Year by *The Sporting News* that year.

Quinn and his wife, Kathryn, live in Scottsdale, AZ. They have two sons, Mike and Bob, and four grandchildren.



Ron Perranoski

SPECIAL ASSISTANT TO THE GENERAL MANAGER

Ron Perranoski, who brings more than 40 years of professional baseball experience to the Giants, enters his eighth season in the San Francisco organization and third year as special assistant to the general manager.

Perranoski, regarded as one of the greatest pitching coaches in Major League history, serves General Manager Brian Sabean in the areas of scouting and player development at both the major and minor league levels.

Under his direction as pitching coach, the Giants' 1998 bullpen ranked first in the majors with a 3.16 ERA and the 1999 starting rotation of Russ Ortiz, Kirk Rueter, Livan Hernandez and Joe Nathan emerged by late season as one of the most promising young units in all of baseball. Perranoski first joined the Giants as coordinator of minor league pitching in 1995, with four of his farmhands earning Pitcher of the Year awards in their respective leagues during his two-year tenure at that post. He joined Dusty Baker's Major League staff as bench coach in 1997, then was named pitching coach the following season.

Prior to his stint with San Francisco, Perranoski served as the Los Angeles Dodgers' pitching coach for 14 seasons (1981-94). During that period, the Dodgers' staff ranked either first or second in the league nine times. His 1981 and 1988 staffs pitched Los Angeles to World Series titles.

He also enjoyed a sparkling 13-year career as a Major League pitcher, posting a 79-74 record with the Dodgers, Twins, Tigers and Angels. The left-handed relief specialist registered a 54-41 mark with a 2.56 ERA and 101 saves for Los Angeles in eight campaigns (1961-67, 1972). He still ranks third in saves and fourth in games pitched (457) on the Dodgers' all-time list. He led the league in winning percentage with a 16-3 record in 1963 and pitched in three World Series for the Dodgers.

His first coaching assignment came with the Dodgers in 1973, holding the position of minor league pitching instructor for eight years.

Perranoski and his wife, June, live in Vero Beach, FL. He has three grown sons—Ron, Brad and Mike.



Jack Hiatt

DIRECTOR OF PLAYER DEVELOPMENT

Jack Hiatt, a former Giants player, is in his 11th season as the team's director of player development. Prior to this assignment, Hiatt spent two seasons assisting then-Minor League Director Carlos Alfonso, one year as a roving catching instructor (1989) and one campaign (1988) as the manager of the Giants' rookie league club in Pocatello, ID. Hiatt is chiefly responsible for the assignment, development and evaluation of players throughout the Giants

farm system, which is now rated as one of baseball's finest.

A catcher and first baseman during his playing days, Hiatt played for the Angels, Giants, Expos, Cubs and Astros during a career that included 483 games from 1964-72. During that period, he posted a .251 average with 22 home runs and 154 RBI.

Prior to joining the Giants player development staff, Hiatt worked as a coach and manager in the Cubs, Angels and Astros organizations, including a stint as a Major League coach with Chicago in 1981. Hiatt and his wife, Sherlyn, reside in Gleneden, OR.



Bobby Bonds

SPECIAL ASSISTANT, PLAYER PERSONNEL

Bobby Bonds, a three-time All-Star in his playing career, begins his 22nd season with the Giants organization as either a player, coach, scout or front office employee. He enters his sixth year in his current position as a special assistant, where he will serve as a special assignment hitting instructor and special assignment scout as directed by Brian Sabean.

Prior to moving into his current role, the 1973 All-Star Game MVP served four seasons as the Giants hitting instructor from 1993-96. Under his tutelage, Barry Bonds and Matt Williams won the National League home run crowns in 1993 and 1994, respectively. Bonds also served as the hitting instructor and first base coach for the Cleveland Indians from 1984-87.

The 55-year-old Riverside, CA native originally signed with the Giants as a free agent in 1964 and spent seven years (1968-74) of his 14-year Major League career with San Francisco. The three-time Gold Glove owns a .268 lifetime average with 332 home runs, 1,024 RBI and 461 stolen bases for the Giants, Yankees, Angels, White Sox, Rangers, Indians, Cardinals and Cubs. He also hit at least 30 home runs and stole 30 bases in a season five different times.

Bonds and his wife, Pat, live in San Carlos, CA. The couple has three sons, including four-time MVP Barry, Ricky and Bobby, Jr.

Coming Home

The Giants place a high priority on the continuity of their winning tradition, hiring 13 former players who now work for the organization, either in the front office, baseball administration or on the field.

Name	Years Played	Current Position
Mateo Alou	1960-65	Special Assignment
Dusty Baker	1984	Manager, San Francisco
Vida Blue	1978-81, '85-86	Community Representative
Bobby Bonds	1968-74	Special Assistant, Player Personnel
Orlando Cepeda	1958-66	Community Representative
Jim Davenport	1958-70	Special Assignment, Player Personnel
Steve Decker	1990-92, 96	Hitting Instructor, Salem-Keizer
Jack Hiatt	1965-69	Director of Player Development
Willie Mays	1951-52, '54-72	Special Assistant
Willie McCovey	1959-73, '77-80	Senior Advisor
Dave Righetti	1991-93	Pitching Coach, San Francisco
Joe Strain	1979-80	Scout, Colorado, Utah and Wyoming
Trevor Wilson	1988-95	Pitching Coach, Salem-Keizer



Jim Davenport

SPECIAL ASSISTANT, PLAYER PERSONNEL

Jim Davenport, who was a member of the original 1958 San Francisco Giants, enters his 38th campaign with the organization, having played, coached and managed at both the major and minor league levels. He will serve as a roving instructor and a special assignment scout as directed by Brian Sabean.

The All-Star third baseman has held his current position four of the last five years, including the 1997, 1999, 2000 and 2001 campaigns. Davenport was asked to skipper triple-A Fresno in 1998 during the Grizzlies' inaugural campaign, piloting the squad to the Pacific Coast League Southern Division championship. He also served as the first base coach for San Francisco in 1996 after managing then triple-A Phoenix during the second half of the 1995 campaign.

The Siluria, AL native re-joined the Giants organization in 1993 and served as a coach for single-A San Jose until 1995. After serving as San Francisco's manager in 1985, he served as third base coach for Philadelphia in 1988 and Cleveland in 1989 before joining Detroit as an advanced scout from 1991-92. Davenport was also the Giants third base coach from 1976-82 and the club's advance scout in 1983-84.

Following a 13-year big league career all with the Giants, he remained with the organization and managed Phoenix from 1971-73 before serving as a coach for the Padres from 1974-75. Davenport, 68, posted a .258 lifetime batting average in 1,501 Major League contests. He earned All-Star status and a Gold Glove in 1962 and was voted by the fans as the third baseman on the Giants' 25th Anniversary Dream Team in 1982.

Davenport and his wife, Betty, reside in San Carlos, CA, and have five children, Randy, Cathy, Ken, Don and Gary.



Ted Uhlaender

SPECIAL ASSISTANT, PLAYER PERSONNEL

Ted Uhlaender, who started his baseball career in 1961, returns to the Giants organization after a two-year hiatus as the first base coach for the Cleveland Indians. The former Major League outfielder returns to a role which he held with San Francisco from 1998-99 as a special assistant to Brian Sabean, scouting and advancing Major League teams as well as other special assignments in the minor leagues.

Prior to joining the Giants for the 1998 season, the Chicago Heights, IL native worked for the Arizona Diamondbacks as they prepared for the November, 1997 expansion draft. Previously, Uhlaender worked in the New York Yankees organization from 1990-96, serving as a minor league coach at single-A affiliates Greensboro in 1990, Ft. Lauderdale in 1991 and at triple-A Columbus in 1992-93. He also worked as the Yankees' advance scout for Buck Showalter in 1994-95. Following his playing career, he served a two-year stint as a manager in the independent Texas-Louisiana League in 1974-75, before working in private business until joining the Yankees in 1994.

Uhlaender, 60, spent eight seasons in the big leagues as an outfielder, hitting .263 with 114 doubles, 21 triples, 36 home runs and 285 RBI over 898 career contests with Minnesota, Cleveland and Cincinnati from 1965-72. He was the Twins' starting center fielder from 1966-69 and led all Major League outfielders in 1967 with a .996 fielding percentage. The left-handed hitter also played center for the Indians in 1970 and '71 before playing for the NL Champion Reds in 1972.

He graduated from Baylor University with a degree in business administration and played four seasons as a walk-on for the Bears.

Uhlaender and his wife, Karen, reside in McGregor, TX with their children, Katie (16) and B.J. (15).



Bobby Evans

DIRECTOR OF MINOR LEAGUE ADMINISTRATION

Bobby Evans begins his ninth season in the Giants baseball operations department and fifth year as the team's director of minor league administration. He directs the day-to-day administrative operations of the minor league system and Spring Training, and oversees minor league player contracts while serving as administrator of waivers and player transactions.

Evans is a 1991 graduate of the University of North Carolina-Chapel Hill, where he was the recipient of the John Motley Morehead Scholarship Award. He first joined San Francisco in 1994 as administrative assistant, minor leagues. He was elevated to assistant director of player development the following year and served the Giants in that capacity until his promotion to director of minor league administration in 1998.

Previously, Evans served as an administrator in the Commissioner's Office in New York. During his three-year tenure there, he worked in baseball operations and minor league operations. Evans also interned with the Boston Red Sox in the player development and scouting departments during the summer of 1989.

Evans and his wife, Gwen, reside in San Francisco.



Matt Nerland

COORDINATOR OF SCOUTING

Matt Nerland, who has risen from an administrative assistant to the coordinator of scouting during his 13 years in Giants baseball operations, is the club's primary liaison between the front office and the scouting staff.

For the past nine years, he has organized the logistics of the amateur draft, and in his current role, also monitors incoming and outgoing reports regarding all aspects of scouting. The Modesto product also scouts amateur talent in

Northern California and is a special assignment scout at the major and minor league levels.

A 1990 graduate of San Francisco State University, the 34-year-old Nerland first worked for the Giants as a baseball operations intern in 1989-90. He was hired full-time as an administrative assistant in scouting in December 1991, and received subsequent promotions to assistant coordinator of scouting in 1995 and assistant director of player personnel in 1998. In 1999, he was elevated to the position of coordinator of scouting.

Nerland and his wife, Rebecca, reside in Clayton.



Rick Ragazzo

COORDINATOR OF INTERNATIONAL OPERATIONS

Rick Ragazzo enters his 12th year with the Giants organization and his sixth season as the club's coordinator of international operations.

Ragazzo, who served as an assistant coach at Fullerton College (1985-88) and Loyola Marymount University (1988-90), began his professional baseball career as an area scout for the Giants in July 1990. He scouted the Southern California and Hawaii territories for six years before being promoted to his current position in 1997. He is now responsible for the club's activities outside the United States, particularly in Latin America and the Pacific Rim.

He holds a bachelor of science degree in physical sciences from California State University, Fullerton and also a master's degree in education administration from Azusa Pacific University.

Ragazzo and his wife, Eileen, have three sons—Austen, Ryan and Dominic—and they live in Leona Valley, CA.



Patrick J. Gallagher

PRESIDENT, GIANTS ENTERPRISES

Pat Gallagher has risen from director of marketing to president of Giants Enterprises during his 25-year tenure with the Giants organization.

A wholly-owned subsidiary of the San Francisco Giants, Giants Enterprises is a new business venture dedicated to developing opportunities for the organization beyond the operation of the Major League Baseball franchise. Gallagher oversees the day-to-day operations of the company, and develops non-baseball ventures to utilize the Giants' new home, Pacific Bell Park. This includes producing corporate and family entertainment events, and positioning the park as an extension to the existing convention, meeting and event space in San Francisco for activities such as special events and receptions.

Pacific Bell Park has become a popular venue for special events, hosting over 100 private corporate and convention events at the park each year. The park has become the new home for the annual East-West Shrine Game college all-star football classic and in 2001 averaged over 35,000 fans per game for the short-lived XFL. The Dave Matthews Band played two sold out shows in 2001, showcasing Pacific Bell Park as a premiere outdoor performance venue as well.

Previously, Gallagher served as the senior vice president for business operations, overseeing various aspects of the non-baseball business for the club, including advertising, promotions, public relations, sales and marketing, stadium operations and community relations. He was heavily involved in the building of Pacific Bell Park. Specifically, he oversaw the creation and implementation of the new ballpark's marketing plan, Charter Seat and corporate sponsorship programs, which have played vital roles in the financing of the spectacular waterfront facility. He also collaborated on the design of the new ballpark, while working to acquire Pacific Bell as the naming right partner for San Francisco's newest jewel. The Pacific Bell Park marketing video, which was produced by Gallagher, won the "Pioneer Award" from the Direct Marketing Creative Craft Guild.

Gallagher also led the effort to secure major corporate partnerships necessary for the facility's financing, resulting in innovative multi-tiered relationships with Coca-Cola, Chevron, Old Navy, CHW Bay Area, Tickets.com, Nortel and others.

Formerly an executive for the Marine World/Africa USA and Sea World theme parks, Gallagher joined the Giants in 1976 as director of marketing. He was promoted to director of marketing and business affairs in 1979, then became vice president of business operations in 1981. He was elevated to senior vice president in 1987.

Under Gallagher's direction, Giants' marketing campaigns won numerous awards, including several for Major League Baseball Marketing Excellence, San Francisco Advertising Club's "Best of the West" honors, and two national awards: a "Clio" and an "Effie" for effective advertising.

He is a past president for the Big Brothers/Big Sisters of the Peninsula. In addition, Gallagher was a founding member of the California AIDS Education and Support Foundation in 1989, contributing to the In Concert Against AIDS campaign, which generated more than \$500,000 for local programs, as well as the team's ground-breaking Until There's A Cure Day in 1994. Gallagher continues to serve as an advisory board member for the Bay Area Sports Hall of Fame and is a board member of the San Francisco Convention and Visitors Bureau.

Pat and his wife, Joan, have a son, Murphy, and a daughter, Katie. The Gallaghers make their home in Palo Alto.



Mario Alioto

SENIOR VICE PRESIDENT, CORPORATE MARKETING

The 2002 season will be Mario Alioto's 20th as a full-time employee of the San Francisco Giants.

As senior vice president, corporate marketing, Alioto is responsible for all corporate sponsorship sales programs at Pacific Bell Park, including signage, promotions and Giants publications. He also manages the day-to-day broadcasting relationship with KNBR Radio, KTVU-TV and FOX Sports Net, all local and national licensing issues and the Spring Training business operation.

During the first two seasons at Pacific Bell Park, Alioto was responsible for overseeing a record-breaking sales effort that brought the Giants the highest amount of sponsorship revenue in all of Major League Baseball.

Alioto served as vice president, sales and marketing for the club during the final years at Candlestick Park. Under his watch, the Giants reached a Candlestick Park all-time season attendance record in 1993 and an all-time season ticket high in 1994. He was responsible for developing the Giants' mascot, Lou Seal, and some of the more recent advertising campaigns such as "Anything Can Happen" in 1997 and the "Going Away Party" in 1999. He also played an integral role in the development of the Charter Seat and Winner's Circle sponsorship programs as the Giants prepared to build Pacific Bell Park.

Alioto lived out every youngster's dream by starting with the Giants organization as a batboy in 1973. He later served as assistant equipment manager prior to moving to the front office in 1983.

He is currently a member of the Major League Baseball Advertising Committee, the Marketing and Public Relations Regents Committee for St. Mary's College and serves on the boards of the Ronald McDonald House Charities of the Bay Area, and the Until There's A Cure Foundation.

Alioto is a graduate of St. Mary's College in Moraga, CA and lives in Alamo with his wife, Kelly, and their four children—Anthony, Dominic, Marco and Giuliana.



Jorge Costa

SENIOR VICE PRESIDENT, BALLPARK OPERATIONS

Jorge Costa, one of America's premier sports venue operators, enters his 14th year with the Giants, supervising ballpark operations, security, maintenance and construction projects at Pacific Bell Park. In addition, he is the team liaison with the Giants concessionaire, Volume Services, and the Port of San Francisco, and played an important role in the planning of the new ballpark.

Costa oversees all full-time operations staff and event personnel, which includes security, groundskeepers, parking, janitorial and maintenance. He is the Giants' liaison with the San Francisco Police Department, California Highway Patrol and other law enforcement agencies.

Under Costa's direction, the Giants became the first professional sports team to create a Traffic Safety Day in 1990. Since that time, the Giants have combined with the San Francisco Police, CHP and more than 100 other law enforcement agencies in the state to provide Giants fans with lifesaving information on traffic safety. For his efforts, Costa was presented a Public Service Award by the National Highway Traffic Safety Administration (NHTSA) in October, 2000.

Costa has also been instrumental in increasing fan safety and responsible alcohol management at Giants' home games through the Techniques for Effective Alcohol Management (T.E.A.M.) program—now a model program for other Major League teams and the nation.

Other awards and honors received by Costa include, Nationwide Insurance's "On Your Side" Highway Safety Award, the Academy of Pediatrics Award for Injury Prevention, NHTSA's Award for starting the T.E.A.M. program at Candlestick Park, and three CHP honors for alcohol management and community outreach programs.

Prior to his tenure with the Giants, Costa served as MLB Commissioner Peter Ueberroth's West Coast liaison for stadium operations and security, and was chief of operations at the Oakland Coliseum for eight years. He also worked on the Major League Baseball vs. Japan all-star game in Barcelona, Spain prior to the 1992 Olympics, and served as a security and operations consultant for the World Cup at Stanford Stadium in 1994. In 1996, he also represented MLB security for the historic first-ever Major League regular season games played in Mexico, when the New York Mets played the San Diego Padres in a three-game series at Monterrey.

Costa and his wife, Donna, live in Belmont with their son, Zachary.



Jack F. Bair

SENIOR VICE PRESIDENT AND GENERAL COUNSEL

Jack Bair, regarded as one of professional sports' bright young executives, oversees all of the Giants' legal matters and manages its relations with the City and County of San Francisco and other governmental entities. He also serves in the same capacity for three organizations affiliated with the Giants, the China Basin Ballpark Company, Giants Enterprises and Giants Development Services.

Bair, 38, joined the team in January, 1993 as director of legal and governmental affairs. He was elevated to the position of vice president and general counsel in May, 1996, and then promoted to senior vice president and general counsel in 1999.

A native of San Mateo, Bair was a key strategist and architect of the Giants' plans to build a new ballpark in San Francisco. He coordinated the effort to select the site for the new ballpark and worked extensively on the initial design of the park with the project architect.

Bair also coordinated the successful 1996 ballpark campaign for the Giants. He wrote and produced the award-winning campaign video and served as the principal spokesperson for the campaign, addressing hundreds of neighborhood, business and political organizations throughout the city. Bair also coordinated the successful effort to gain all local, regional, state and federal governmental approvals necessary for the project to meet its timetable for Opening Day in April 2000.

Prior to joining the Giants, Bair worked as a deputy city attorney for the City and County of San Francisco. Bair was the attorney assigned to direct the legal effort to save the Giants in 1992 from being sold and relocated to Florida. Before working at the city attorney's office, Bair practiced law at the San Francisco law firm of Farella, Braun & Martel. Bair also serves as an officer of the Giants Community Fund and is the general counsel and a member of the board of directors of the San Francisco Bay Area Sports Organizing Committee, the official bid committee attempting to bring the Olympic Games to the San Francisco Bay Area in 2012.

Bair, who lives in San Francisco, is a graduate of the University of California, Davis and Yale Law School.



Tom McDonald

SENIOR VICE PRESIDENT, CONSUMER MARKETING

Tom McDonald, a highly successful sales and marketing executive with 14 years experience in professional sports, enters his sixth year with the Giants organization and third season as senior vice president, consumer marketing.

McDonald, who oversaw the team's charter seat marketing program for Pacific Bell Park, manages the Giants' ticket sales and operations, including ticket services, premium seat services, ballpark entertainment and consumer

client relations.

As vice president of marketing for the China Basin Ballpark Company from 1997-99, he spearheaded the most successful charter seat campaign in baseball history, selling 15,000 premium seats at Pacific Bell Park. Overall, McDonald and the team's sales force sold a franchise-record 29,500 season tickets—charter and non-charter locations—for the 2000 season.

Previously, McDonald held the position of vice president of sales and client services for the NBA's Portland Trail Blazers and the Oregon Arena Corporation from 1994-96. During his tenure in Portland, the Trail Blazers ranked among the NBA's top five teams in sponsorship revenue, despite being in the league's fourth smallest market. His sales efforts for the Oregon Arena Corporation led to the 1995 completion of the \$262 million Rose Quarter development, which features the 21,400-seat Rose Garden.

A 1982 graduate of the University of Oregon, McDonald began his career in television sales. From 1982-85, he served as an account executive at KMTR-TV in Eugene, OR. He later spent four years (1985-88) working as an account executive at KATU-TV in Portland. He joined the Trail Blazers and the Oregon Arena Corporation in 1988, first serving as broadcast sales manager, then receiving promotions to arena sales director in 1991 and vice president of sales and client services in 1994.

McDonald and his wife, Carla, reside in Mill Valley with their two children, Jackson and Marisa.



John F. Yee

SENIOR VICE PRESIDENT AND CHIEF FINANCIAL OFFICER

John Yee enters his 11th year with the Giants with primary responsibility for its financial affairs. Other responsibilities for Yee include retail operations, information systems, human resources, accounting and business administration.

Yee has been a vital member of the Giants' management team for Pacific Bell Park, beginning with his role in the successful "Proposition B" 1996 election measure. Serving as the point person in structuring the private financing for the new ballpark, he continues to be involved with lender relations and ongoing financing needs for the company. He also served as the point person in management of the ballpark construction project for the team and assuring an "on time, on budget" delivery of Pacific Bell Park.

The 50-year-old Yee has been involved in various civic duties including the board of directors of the San Francisco Convention and Visitors Bureau, chair of the American Heart Association Heart Walk in San Francisco, restaurant selection committee for the San Francisco International Airport Terminal and numerous other activities.

Yee, a native of San Francisco, resides in Novato with his wife, Catherine.



Nancy Donati

VICE PRESIDENT, PUBLICATIONS

Nancy Donati joined the Giants in 1991 and served as director of publications from 1996-99. Promoted to vice president in 2000, she oversees the publications, photography and archives departments.

During her tenure with the Giants, Donati has overseen the graphic design programs for such challenging projects as the ballpark campaign, Charter Seat sales program, Pacific Bell Park's groundbreaking and Opening Day events, as well as managing the design of all Giants' collateral printing and photography needs each season—including *Giants* magazine.

She also developed and managed the art program for Pacific Bell Park and provided design expertise for the visual presentation of the new ballpark, including graphics, signage and interior design.

Prior to joining the Giants, she owned her own business, Donati/Design, and worked as a graphic designer for Bank of America. Donati received her B.A. degree in fine arts from San Francisco State University. She lives in San Francisco with her husband, David.



Connie Kullberg

VICE PRESIDENT AND GENERAL MANAGER, RETAIL / TOURS

Connie Kullberg, who offers more than 25 years of experience in the clothing and merchandise business, enters her ninth year overseeing the Giants' retail operation. Her responsibilities include all retail aspects of the Giants Dugout Stores, Spring Training, mail order and other outside venues. Kullberg is also involved with real estate negotiations, transactions and construction, as well as tours at Pacific Bell Park.

In 1995, Kullberg founded and developed the Giants' website, "The Virtual Dugout." In 1999, she also established the tours program for Pacific Bell Park.

Prior to her association with the Giants, Kullberg served five-year stints as vice president, merchandise manager for DFS Merchandising (1990-94), as divisional merchandise manager for Gump's (1986-90), and as a Gucci buyer for Joseph Magnin (1982-86).

Kullberg, a graduate of the University of California, Berkeley, has held positions with Levi Strauss and Company from 1980-82, I.Magnin and Company from 1977-80 and H.C. Capwell from 1973-77.



Rick Mears

VICE PRESIDENT, GUEST SERVICES

Rick Mears enters his 21st year in the guest service business and his third season with the San Francisco Giants.

As vice president, guest services, Mears is responsible for all ushers, ticket takers, and luxury and club suite staff on game days at Pacific Bell Park.

Prior to joining the Giants, Mears served two years as director of guest services for the San Jose Arena. He was charged with the task of bringing the Arena's guest service staff (Staff Pro) into self-operation. During his tenure there, the San Jose Arena's guest services staff gained a reputation as one of the nation's finest.

Other positions that Mears has held include director of guest services for the two field hockey stadiums for the 1996 Atlanta Summer Olympic Games and general manager of the UC Davis Recreation Hall. Mears started his career as a graduate student at Brigham Young University, where he served as an usher on campus at the Marriott Center and Cougar Stadium in 1981.

Mears and his wife, Carlene, reside in Suisun City. They have five children—Jennifer, Brandon, Christopher, Spencer and Porter.



Jason Pearl

VICE PRESIDENT, CORPORATE SPONSORSHIP

Jason Pearl begins his tenth season with the Giants and his second as the team's vice president, corporate sponsorship.

Pearl, who originally joined the franchise as an account representative in ticket sales in 1993, was promoted to his current position in January 2001. Previously, he served as director, corporate sponsorship from 1997-2000, corporate sponsorship manager from 1995-97, and corporate sponsorship coordinator from 1993-95.

In his role, Pearl has been responsible for the sales and execution of all Giants sponsor programs. He assisted in the development and negotiation of the naming rights for Pacific Bell Park and in the creation of the Winner's Circle group of founding corporate partners for the ballpark. In addition, Pearl has overseen the business relationships for the Giants internet site and worked closely with the Giants information services team to create technology alliances for the ballpark. Pearl was also instrumental in the design and development of the signage program for Pacific Bell Park.

Prior to his tenure with the Giants, Pearl worked for Attorney Placement Consultants in San Francisco, organizing sports events aimed at the Bay Area's legal community.

A 1991 graduate of Cornell University and a San Rafael, CA native, he currently lives in San Francisco with his wife, Nikki, and daughter, Ella.

Packing the Turnstiles

Since Pacific Bell Park opened for the 2000 season, the San Francisco Giants have led the National League in home attendance with 6,623,016 fans going through the turnstiles.

Team	2000	2001	Total
San Francisco	3,315,330	3,307,686	6,623,016
St. Louis	3,336,493	3,113,091	6,449,584
Colorado	3,285,710	3,140,416	6,426,126
Atlanta	3,234,301	2,283,494	6,057,795
Los Angeles	3,010,819	3,017,502	6,028,321
Houston	3,056,139	2,904,280	5,960,419
Arizona	2,942,516	2,744,433	5,686,949
Chicago	2,789,511	2,779,454	5,568,965
New York	2,800,221	2,658,279	5,458,500
San Diego	2,423,149	2,378,116	4,801,265
Cincinnati	2,577,351	1,879,872	4,457,223
Milwaukee	1,573,621	2,811,041	4,384,662
Pittsburgh	1,748,908	2,436,290	4,185,198
Philadelphia	1,612,769	1,782,054	3,394,823
Florida	1,218,326	1,261,220	2,479,546
Montreal	926,263	619,451	1,545,714



Robert J. Quinn

VICE PRESIDENT, FINANCE

Bob Quinn, a fourth generation baseball executive, enters his ninth season with the Giants. In his current role, he oversees the daily financial operations of the club and its affiliates, including all general accounting activities, financial reporting, budgets and payroll.

After joining the club in February 1994 as a financial analyst, Quinn took on the role as director of Arizona operations, overseeing the advertising, stadium operations and ticket sales for Spring Training in Arizona and acting as the team liaison with the City of Scottsdale. Quinn took on his current responsibilities in December 1996 and was named vice president, finance in June 1999.

Quinn comes from a long line of Major League front office executives. His father, Robert E. Quinn, has worked in professional baseball for more than 40 years and was the general manager for three Major League teams, including the Giants; his grandfather, John Quinn, was GM with the Braves for 23 years and with the Phillies for another 13 seasons; and his great grandfather, J.A. Quinn, was the GM for four Major League clubs covering a 50-year baseball career.

A graduate of Marquette University, Quinn received his degree in accounting in 1990. Prior to joining the Giants, he worked for the public accounting firm Price Waterhouse in Milwaukee and San Francisco. Quinn is a member of both the California Society and American Institute of Certified Public Accountants. Quinn, his wife, Amy, and their two-year-old daughter, Carolyn, reside in Los Altos.



Bill Schlough

VICE PRESIDENT AND CHIEF INFORMATION OFFICER

As chief information officer, Bill Schlough is responsible for setting the technological direction for the Giants. Since he joined the team in April 1999, the Giants have established themselves as an industry leader in creatively leveraging technology to enhance the fan experience. Schlough heads a staff that provides day-to-day technical service while working with internal clients to develop, implement and support innovative information technology solutions.

Schlough offers diverse experiences in technology, spanning various industries. Before joining the Giants, he was a management consultant in Booz-Allen & Hamilton's Information Technology Group, developing innovative pricing strategies in the rapidly evolving music industry. Previously, Schlough spent four years as a technology consultant for Electronic Data Systems, supporting a wide collection of clients including AMD, Northrop Grumman and General Motors.

Schlough's first experience in sports came at the World Cup in 1994, where he served as venue technology manager, overseeing technology operations at Stanford Stadium. He also developed a start-up plan for Major League Soccer's San Jose Clash (now known as the Earthquakes) prior to their inaugural season. In addition, he worked at the Centennial Olympics in 1996, serving as a consultant to the technology manager at the baseball venue, Atlanta's Fulton County Stadium.

A 1992 graduate of Duke University with a degree in mechanical engineering, Schlough attained an MBA with top honors from the Wharton School in 1998, majoring in strategic management, management information systems, and information strategy, systems and economics.

Schlough and his wife, Erin, reside in Menlo Park.



Staci A. Slaughter

VICE PRESIDENT, PUBLIC AFFAIRS

Staci Slaughter was named vice president, public affairs in 1999, making her the first female vice president in the history of the organization.

Slaughter, who joined the Giants in 1996, oversees public affairs, marketing communications programs and community outreach activities on behalf of the organization. This includes managing the public relations efforts surrounding the development of Pacific Bell Park. She also oversaw the opening celebration of the new ballpark.

Prior to joining the Giants, Slaughter was press secretary to former San Francisco Mayor Frank Jordan, where she served as his primary spokesperson, media liaison and speechwriter. She has also worked for Los Angeles Mayor Richard Riordan and former State Senate Pro Tem David Roberti. From 1989-92, she worked as an account executive for the public relations firm The PBN Company.

Slaughter graduated from the University of California at Berkeley in 1989. She lives in San Francisco with her husband, James, and their son, Jacob.



Russ Stanley

VICE PRESIDENT, TICKET SERVICES AND CLIENT RELATIONS

Russ Stanley, who enters his 13th year with the San Francisco Giants, serves as the team's vice president of ticket services & client relations.

He is responsible for the ticketing of Pacific Bell Park and the team's Spring Training facility, Scottsdale Stadium. He was also heavily involved in developing the relocation strategy for ticket operations at Pacific Bell Park and implementation of the Charter Seat program, which was a prime funding component for the building of the Giants' new ballpark.

Stanley has implemented many progressive ideas and new programs in Pacific Bell Park, particularly focused on improving relationships with season ticketholders. In addition to the newly developed client retention program that better serves Giants' customers, he has helped introduce the automated Will Call machines, barcode-controlled turnstiles, and "Double Play Ticket window" which enables season ticketholders to sell unused tickets.

First joining the team as a telemarketer, Stanley received promotions to customer service coordinator in 1991, director of ticket services in 1993 and vice president, ticket services in 1997.

Stanley joined the Giants in 1989 from Marine World Africa USA, where he spent eight years as waterslide manager and operations manager. The 36-year-old Pacifica native is a graduate of San Francisco State University. He and his wife have two daughters and they reside in Burlingame.



Joyce Thomas

VICE PRESIDENT, HUMAN RESOURCES

Joyce Thomas, who enters her eighth year with the Giants, was named Vice President, Human Resources before the 2002 season. She is responsible for all HR related functions for the organization. The 17-year human resources specialist has implemented many progressive ideas and new programs for front office employees, especially work/life issues.

A Connecticut native with degrees from Manchester College and the University of Connecticut, she worked for the Connecticut Mutual Life Insurance Company as a management consultant for 10 years. While there, she received an award from The Saratoga Institute for creating an in-house temporary service agency and was instrumental in the Malcolm Baldrige Award application process.

Prior to joining the Giants in 1995, Thomas worked for The Children's Discovery Museum in San Jose, where she helped to implement a formalized management selection process and compensation system. The fourth female vice president in club history is a certified employee benefits specialist and a member of The Northern California Human Resource Association, The Society for Human Resource Management and World at Work (formally the American Compensation Association).

Thomas resides in El Granada with her husband Bob and has two sons, Paul and Chris.



Willie Mays

SPECIAL ASSISTANT

Regarded by many as the best all-around player in baseball history, Willie Mays returned to San Francisco in 1986 and now enters his 15th season in the Giants' front office. In 1993, in one of his first public statements after assuming ownership of the team, Giants President and Managing General Partner Peter Magowan announced that the franchise was signing Mays to a lifetime contract.

The Giants president also announced in 1997 that the front entrance of the new Pacific Bell Park would feature a world-class statue of Mays and the official address of the park would be 24 Willie Mays Plaza. In his current front-office capacity, the 70-year-old Mays keeps an active schedule throughout the year as a Giant emissary. He visits the Giants' minor league teams, as well as Spring Training camp. The Westfield, AL native also makes appearances on behalf of the club at a variety of civic and charitable events throughout the Bay Area, including Giants Community Fund activities, the San Francisco Food Bank and the Whitney Young Child Development Center in Hunter's Point. For several years, he has also made generous contributions to needy children throughout the country through his own Say Hey Foundation charity.

As a player, Willie enjoyed an extraordinary 22-year Major League career, which included 24 All-Star Game appearances and 12 Gold Glove awards. He was elected to the Baseball Hall of Fame in 1979, his first year of eligibility (the ninth player to make it on his first try). Mays' uniform number has been retired by the Giants, as he remains the franchise leader in games played (2,857), at-bats (10,477), runs (2,011), hits (3,187), doubles (504), home runs (646), total bases (5,907) and extra base hits (1,289). He was voted an All-Star 20 times, was a .302 lifetime hitter, and his 660 career home runs still rank third all-time behind Hank Aaron (755) and Babe Ruth (715).

As the 20th Century ended in 1999, Mays received numerous honors as one of the premier athletes of the past 100 years. *The Sporting News* ranked him second only to Babe Ruth among the 100 greatest baseball players of the century. ESPN picked him No. 8 in their ranking of the top 50 athletes of the century.

Mays also serves as a public relations executive for Bally's Resorts. He and his wife, Mae, make their home in Atherton.



Willie McCovey

SENIOR ADVISOR

Willie McCovey, whose Hall of Fame playing career with the San Francisco Giants spanned four decades, enters his third season as senior advisor to the team.

McCovey, who had hit more home runs (521) than any other left-handed hitter in National League history before Barry Bonds passed him in 2001, began his first formal association with the Giants' current ownership group in 2000. He had previously made special public appearances on an ad hoc basis for the present and previous administrations over the past several years, but had not held a formal front office position with the team since 1986.

In his current position, McCovey offers his expertise to Giants players when possible, appearing at Spring Training and during the regular season. He also makes occasional speaking appearances, and performs other valuable functions for the team.

One of the most respected and feared hitters in baseball during his 22-year career in the Major Leagues, McCovey was a six-time All-Star, ranks second to Lou Gehrig in career grand slams (18) and hit the most homers (231) ever at Candlestick Park. "Stretch" also established a Major League record for most seasons played (22) as a first baseman. In addition, he became the fifth player in MLB history to earn back-to-back home run and RBI titles, hitting 36 homers and driving in 105 runs in 1968 and then capturing NL Most Valuable Player honors with 45 home runs and 126 RBI in 1969.

McCovey, 64, has made an on-field appearance at the close of every season—with the exception of a few recent years due to his knee ailments—to present the Willie Mac Award. The only Giants award ever named after a former player, the Willie Mac Award was established in 1980 and is given to the Giants player who best exemplifies the spirit and leadership consistently shown by McCovey throughout his career.

At a media conference in 1999, the Giants also announced that the portion of San Francisco Bay behind right field at Pacific Bell Park has been named "McCovey Cove," in honor of the Hall of Fame great.



Orlando Cepeda

COMMUNITY REPRESENTATIVE

Orlando Cepeda, who was inducted into the Baseball Hall of Fame in 1999, is recognized nationally for his humanitarian efforts as an ambassador for baseball and the San Francisco Giants. He begins his 13th season as a community representative for the team.

In his current role, the "Baby Bull" visits inner-city schools in the Bay Area and throughout the United States, speaking to "at-risk" children about the dangers of drugs and alcohol. The 64-year-old Ponce, P.R. native also serves as the honorary spokesman for the Crohn's & Colitis Foundation of America.

A lifetime .297 hitter with 379 home runs and 1,364 RBI during his 17-year playing career with the Giants, Cardinals, Braves, A's, Red Sox and Royals, Cepeda hit a home run against the Dodgers in his very first Major League game April 15, 1958. He went on to win 1958 Rookie of the Year honors, the 1966 Comeback Player of the Year award, the 1967 NL Most Valuable Player trophy and 1973 Designated Hitter of the Year laurels. He appeared in three World Series and hit over .300 nine times in his career.

On July 25, 1999, Cepeda was inducted into the Baseball Hall of Fame during ceremonies in Cooperstown, NY. He became only the second Puerto Rico native to enter the Hall, joining the late Roberto Clemente. Two weeks earlier on July 11, 1999, Cepeda had his uniform No. 30 retired by the Giants during ceremonies at Candlestick Park. As the ninth player in the Giants' 119-year history to have his jersey number retired, he joined Willie Mays, Willie McCovey and Juan Marichal as the only four San Francisco players to receive such an honor.

In 1993, the Baby Bull was also inducted into the Puerto Rico Sports Hall of Fame, while in 1999, he was elected to the Missouri Sports Hall of Fame for his great years with the St. Louis Cardinals which followed his tenure with the Giants.

Orlando and his wife, Mirian, reside in Fairfield. They have four sons—Orlando, Jr., Hector, Malcolm and Ali Manuel.



Vida Blue

COMMUNITY REPRESENTATIVE

One of the most popular athletes in Bay Area sports history, Vida Blue enters his 12th year as a community representative for the Giants.

Blue, who enjoyed an illustrious 17-year Major League career which included stints with the A's (1969-77) and Giants (1978-81, 1985-86), plays a major role in San Francisco's community outreach program. The 51-year-old Mansfield, LA native makes numerous speaking appearances on behalf of the team, acts as a liaison to the Giants Alumni Association, and is involved in a variety of other charitable events, clinics, media appearances, golf outings and community caravans. Blue is commissioner of the "Junior Giants" youth baseball program, which serves youngsters aged 8-14 throughout the Bay Area. The program is endorsed by the Giants Community Fund.


Originally a second-round draft choice by the Kansas City A's in 1967, Blue proved to be one of the game's most dominant pitchers of his era. He reached the coveted 20-win plateau three times during his career, and was the author of one no-hitter (vs. Minnesota, Sept. 21, 1970), five one-hitters, four two-hitters, seven three-hitters and 27 four-hitters during his tenure. In 1971, he posted a 24-8 record and league-best 1.82 ERA and eight shutouts for Oakland, earning both the American League MVP and Cy Young awards. He finished his Major League career with a record of 209-161, 3.26 ERA, 143 complete games and 37 shutouts. He was inducted into the Bay Area Sports Hall of Fame in 1996.

During the Giants' farewell season to Candlestick Park, Blue was also named to the 1980's All-Decade Team, as voted by members of the Bay Area sports media.

Blue resides in Sonoma, CA.

2002 GIANTS

RICH AURILIA earned All-Star status in 2001 when he led the NL with 206 hits, while hitting 37 home runs and driving in 97 runs.



MANAGER AND COACHES

Dusty Baker

MANAGER



Birthdate: June 15, 1949

2002 Opening Day Age: 52

Birthplace: Riverside, California

Resides: San Bruno, California

Batted: Right **Threw:** Right **Height:** 6-2 **Weight:** 200

Giants Manager Since: December 16, 1992

Contract Status: Signed through 2002

MANAGERIAL/COACHING CAREER...3-time Manager of the Year (1993, '97 and 2000) enters 10th season as Giants' skipper in 2002...becomes 3rd Giants skipper to man helm for 10 seasons, joining John McGraw (31 years, 1902-32) and Bill Terry (10, 1932-41)...became 1st NL manager and just 2nd skipper to earn 3rd BBWAA Manager of Year honor (Tony LaRussa, 1983, '88 and '92) following 2000 campaign...only 2 other managers have won NL award twice, Tommy Lasorda (Los Angeles, 1983, '88) and Jim Leyland (Pittsburgh, 1990, '92)...also became 15th skipper to earn *The Sporting News* Manager of Year honor for 2nd time in his career...became 34th manager in Giants franchise history and 14th in San Francisco annals Dec. 16, 1992...since the Brian Sabean/Dusty Baker era began in 1997, the Giants own 2nd best record in NL and 5th best mark in Major League Baseball...his 745 victories rank 3rd on franchise list for managers behind McGraw (2,064) and Terry (823)...has managed 1,394 games, also 3rd amongst Giants managers (McGraw, 4,405 and Terry, 1,484)...has won 2 NL West titles, and finished in top 2 spots in division 7 times in 9 years...has 2nd-longest tenure with current club among all ML skippers, trailing only Atlanta's Bobby Cox (12 seasons with Braves)...is 8th among current big league managers with 745 career wins...entering 2002 campaign, his .534 career winning percentage (745-649) ranks 3rd among 9 current ML head men with at least 1,300 games managed...only Cox (1,704-1,345; .559) and Seattle's Lou Pinella (1,226-1,066; .535) boast better marks...**2001**...guided Giants to 2nd place in NL West, finishing 2 games behind eventual World Champion Arizona Diamondbacks...kept club in contention for both division title and wild card spot until 160th game...marked 1st time club had finished in either 1st- or 2nd-place for 5 consecutive years since 1965-69 when SF was 2nd 5 straight times...club posted 90-72 ledger, marking 1st time SF reached 90-win level for 2 straight seasons (97-65 in 2000) since accomplishing feat 4 years in row from 1964-67...captured his 700th win July 5 at LA (3-2)...was

selected to serve as coach for National League club at All-Star game in Seattle, marking 3rd coaching trip to Mid-Summer Classic...underwent successful surgery for prostate cancer Dec. 17 at Stanford Hospital...3-hour procedure, which was performed by Dr. Joseph Presti, removed cancerous prostate... biopsy performed on surrounding lymph nodes proved negative...**2000**...was named NL Manager of Year by both BBWAA and *The Sporting News* after guiding Giants to NL West championship with Major League-best 97-65 mark...moved past Roger Craig June 12 with his 587th career victory, 10-3 triumph over Cincinnati, to become

Multiple BBWAA Managers of the Year

Manager	Team	Years
Tommy Lasorda	Los Angeles	1983, '88
Tony La Russa	Chicago White Sox	1983
	Oakland	1988, '92
Sparky Anderson	Detroit	1984, '87
Jim Leyland	Pittsburgh	1990, '92
Dusty Baker	San Francisco	1993, '97, '00
Joe Torre	New York Yankees	1996, '98
Lou Piniella	Seattle Mariners	1995, '01

NOTE: BBWAA award started in 1983

winnest manager in SF Giants history...posted his 600th career victory in 2nd game of July 4 twinbill, 3-0 victory over Colorado...passed Craig for most contests at helm of SF Giants (1,153) July 7 with 4-2 win at St. Louis...moved past Leo Durocher for 3rd place on Giants franchise list for games managed with 1,161st game July 18 vs. Texas...earned 638th victory Sept. 4 vs. Philadelphia to pass Durocher for 3rd place on franchise list...**1999**...posted 500th win of career June 1 in Philadelphia...became only 2nd SF manager to reach 1,000-game mark at helm July 18 at Texas, joining Craig (1,152)...**1998**...guided Giants to one of best comebacks in recent times, gaining 5.0 games over final 10 regular season contests to force tie-breaker game with Chicago for NL Wild Card spot...however, SF was eliminated from race 5-3 at Wrigley Field Sept. 28...earned his 400th career win May 5 with 8-2, 10-inning triumph over Marlins...**1997**...was named NL Manager of Year by BBWAA and *The Sporting News*, marking 2nd time he had been honored (also 1993)...led Giants to their 1st NL West championship since 1989, posting 90-72 ledger...was only 4th team in history to finish in 1st place after last place standing previous year...was selected to serve as coach for National League club at All-Star Game in Cleveland, 2nd time he'd been chosen...**1996**...faced great adversity during season as Giants used Disabled List franchise-record 22 times (16 injured players)...managed group of Major League All-Stars that defeated Japanese All-Star team 4 games to 2 with 2 ties during post-season tour of Japan...**1995**...registered 200th career victory as manager in Giants' 3-1 victory over Dodgers Aug. 6...**1994**...led SF to 2nd place finish in NL West, finishing 3.5 games behind LA in strike-shortened season...**1993**...was named BBWAA National League Manager of Year and AP Manager of Year in his rookie managerial campaign...came within 1 game of winning NL West, guiding club to 103-59 mark, 2nd best record in majors...only Atlanta (104-58) topped Giants...103 wins tied SF mark, equaling 1962 N.L. champs (103-62)...won more games than any other rookie manager in National League history...became only 4th manager to win 100 games in his rookie campaign (others: Ralph Houk, 109 with 1961 Yankees; Dick Howser, 103 with 1980 New York Yankees; Sparky Anderson, 102 with 1970 Cincinnati Reds and Mickey Cochrane, 101 with 1934 Detroit Tigers)...**1988-92**...prior to being named Giants' skipper, served 5 seasons as coach under previous manager Roger Craig...served as 1st base coach in 1988 and as hitting instructor from 1989-92...

PLAYING CAREER...enjoyed prestigious playing career, spending nearly 16 full seasons with Atlanta, Los Angeles, San Francisco and Oakland...finished career with .278

Giants Managers of the Year

Year	Manager	Award
1951	Leo Durocher	TSN
1954	Leo Durocher	TSN
1971	Charlie Fox	TSN & UPI
1978	Joe Altobelli	UPI
1982	Frank Robinson	UPI
1987	Roger Craig	AP
1993	Dusty Baker	AP, BBWAA
1997	Dusty Baker	TSN, BBWAA
2000	Dusty Baker	TSN, BBWAA

AP—Associated Press TSN—*The Sporting News*

BBWAA—Baseball Writers Association of America

UPI—United Press International

Multiple Managers of the Year (as honored by *The Sporting News*)

Manager	Team	Years
Joe McCarthy	New York Yankees	1936, '38, '43
Bill McKechnie	Boston Bees	1937
	Cincinnati	1940
Leo Durocher	Brooklyn	1939
	New York Giants	1951, '54
Billy Southworth	St. Louis Cardinals	1941, '42
Casey Stengel	New York Yankees	1949, '53, '58
Walter Alston	Brooklyn/LA	1955, '59, '63
Danny Murtaugh	Pittsburgh	1960, '70
Bill Virdon	New York Yankees	1974
	Houston	1980
Earl Weaver	Baltimore	1977, '79
Tony La Russa	Chicago White Sox	1983
	Oakland	1988, '92
Bobby Cox	Toronto	1985
	Atlanta	1991, '93, '99
Jim Leyland	Pittsburgh	1988, '92
Johnny Dates	Baltimore	1993
	Texas	1996
Bruce Bochy	San Diego	1996, '98
Dusty Baker	San Francisco	1997, '00
Lou Piniella	Seattle	1995, '01

NOTE: *The Sporting News* honored 1 manager from 1936-85 before adding league designations in 1986.

average, 242 home runs and 1,013 RBI...was twice selected to NL All-Star team, in 1981 and 1982...with Los Angeles, he appeared in 4 League Championship Series (1977, 1978, 1981 Dodgers' World Championship, and 1983)...was selected 1977 NLCS MVP after hitting .357 with 2 home runs and 8 RBI, including grand slam, in 4-game series vs. Philadelphia...in 1978, he tied LCS record for highest batting average with .467 mark...enjoyed great success in LCS play, posting career .371 average with 13 RBI in 17 LCS games...won Gold Glove in 1981 and was named to Silver Slugger team in 1980 and 1981...began his career with Braves; 26th pick in June 1967 and made ML debut next year...finished 3rd in 1972 batting race with career-high .321 mark...drove in career-high 99 runs next season...was traded to Los Angeles with Ed Goodson for Jimmy Wynn, Lee Lacy, Tom Paciorek and Jerry Royster, Nov. 17, 1975...hit career-high 30 home runs in 1977 to become part of Dodgers' record-setting 30-homer foursome (with Steve Garvey, Ron Cey and Reggie Smith)...that feat has been matched by only Colorado Rockies in 1995 (Dante Bichette, Vinny Castilla, Andres Galarraga and Larry Walker) and 1996 (Bichette, Castilla, Galarraga and Ellis Burks)...had 5 RBI in 1 inning vs. San Diego Sept. 13, 1979...again finished 3rd in batting race with .320 mark in 1981, helping Dodgers to World Championship...ended his 8-year stay with Dodgers by hitting .357 in 1983 NLCS...was granted free agency Feb. 21, 1984 and signed with San Francisco April 1, 1984...stole 2nd, 3rd and home in same inning vs. Cincinnati June 27, 1984, becoming the 1st player to do so since Pete Rose turned hat trick May 11, 1980...was traded to Oakland for Ed Puikunas and Dan Winters, March 24, 1985 and played final 2 seasons with As...voted to All-Time Dodger team by LA fans during club's 100th anniversary celebration in 1990...

Giants Managers with 500 Victories

Manager	Record
1. John McGraw	2,604-1,801
2. Bill Terry	823-661
3. Dusty Baker	745-649
4. Leo Durocher	637-523
5. Roger Craig	586-566

1000 Games as Giants Manager

Manager	Games
1. John McGraw	4,405
2. Bill Terry	1,484
3. Dusty Baker	1,394
4. Leo Durocher	1,160
5. Roger Craig	1,152

A GIANT IN THE COMMUNITY...donates time to Sacramento Children's Home for Abused Youths as well as American Sports Institute...serves on Board of Directors for Giants Community Fund and plays vital role in Junior Giants program...participated in Giants 1st-ever holiday party at Pacific Bell Park in Dec. 2001, taking more than 150 homeless children on shopping spree at Giants Dugout Store...along with son Darren, lent support to California Campaign for Libraries by taping public service announcement encouraging people to use libraries and "Check Out Books"...along with wife Melissa, served as Honorary Chairpersons for 4th annual *ALS Say It With Flowers* caregivers recognition event in Nov. 2001...participated in Bay Area Black Journalist Associations mock press conference and interview session prior to game at Pacific Bell Park in 2001...was key contributor to 2000 Giants Cancer Awareness Day at Pacific Bell Park...participated in Special Olympics fundraising events during 1998-99 off-season...has served on Board of Directors for Project Open Hand...delivered Christmas presents to AIDS patients and taped series of public service announcements regarding Open Hand's food delivery program for homebound AIDS patients in San Francisco and Alameda counties...active supporter of Swords to Plowshares, taping PSAs and acting as spokesperson...supports National Muscular Dystrophy Association and has been honored as member of Muscle Team for helping MDA and other charities...hosts field visits for ALS groups...has also supported many other groups, including SF Chamber of Commerce, KQED public television, Little League clinics, automobile safety program and Giants' Hispanic media services program...has received number of accolades, including Sports Image Award for baseball (non-profit foundation's motto is "True champions are servants of humanity") and

Longest Current Tenures As Manager

Manager	Team	Tenure	Years
1. Bobby Cox	Atlanta	(1990-current)	12
2. Dusty Baker	San Francisco	(1993-current)	9
Lou Piniella	Seattle	(1993-current)	9

Babe Ruth Baseball League Positive Image Award for Bay Area ...was focus of "Salute to Dusty Baker Night," which benefitted California Police Activities League and Giants Community Fund in 1994...is also active participant in Giants off-season Care-A-Van, paying visits to hospitals, youth organizations and civic groups throughout Northern and Central California during January...

PERSONAL... graduated from Del Campo (Carmichael, CA) High School in 1967...was baseball, basketball, football and track star in high school...attended American River (Sacramento, CA) College...was named to Sacramento Sports Hall of Fame in 1990...was inducted into California Black Sports Hall of Fame Nov. 6, 1997...received 1998 Silver Plumes "City Ambassador" Award from *Where-San Francisco* magazine, special presentation given to individual who largely represents and epitomizes city's reputation for greatness...was inducted into Arizona Fall League Hall of Fame on Oct. 17, 2001...was also named as manager on Arizona Fall League's Team of Decade for his work as skipper of Scottsdale Scorpions in Fall 1992...hobbies include hunting and fishing...speaks conversational Spanish...has co-written "You Can Teach Hitting," produced variety of video tapes on art of hitting and conducts numerous baseball clinics, including Dusty Baker School of Baseball...married (Melissa, Nov. 27, 1994)...has 1 daughter (Natasha, Sept. 29, 1979) and 1 son (Daren, Feb. 11, 1999)...

JOHNNIE B BAKER, JR.

Year	Club	AVG	G	AB	R	H	2B	3B	HR	RBI	BB	SO	SB
1967	Austin	.231	9	39	6	9	1	0	0	1	2	7	0
1968	West Palm	.190	6	21	2	4	0	0	0	2	1	4	0
	Greenwood	.342	52	199	45	68	11	3	6	39	23	39	6
	Atlanta	.400	6	5	0	2	0	0	0	0	0	1	0
1969	Shreveport	.257	73	265	40	68	5	1	9	31	36	41	2
	Richmond	.247	25	89	7	22	4	0	0	8	11	22	3
	Atlanta	.000	3	7	3	0	0	0	0	0	0	3	0
1970	Richmond	.325	118	461	97	150	29	3	11	51	53	45	10
	Atlanta	.295	13	24	3	7	0	0	0	4	2	4	0
1971	Richmond	.311	80	341	62	106	23	2	11	41	25	37	10
	Atlanta	.226	29	62	2	14	2	0	0	4	1	14	0
1972	Atlanta	.321	127	446	62	143	27	2	17	76	45	68	4
1973	Atlanta	.288	159	604	101	174	29	4	21	99	67	72	24
1974	Atlanta	.256	149	574	80	147	35	0	20	69	71	87	18
1975	Atlanta	.261	142	494	63	129	18	2	19	72	67	57	12
1976	Los Angeles	.242	112	384	36	93	13	0	4	39	31	54	2
1977	Los Angeles	.291	153	533	86	155	26	1	30	86	58	89	2
1978	Los Angeles	.262	149	522	62	137	24	1	11	66	47	66	12
1979	Los Angeles	.274	151	554	86	152	29	1	23	88	56	70	11
1980	Los Angeles	.294	153	579	80	170	26	4	29	97	43	66	12
1981	Los Angeles	.320	103	400	48	128	17	3	9	49	29	43	10
1982	Los Angeles	.300	147	570	80	171	19	1	23	88	56	62	17
1983	Los Angeles	.260	149	531	71	138	25	1	15	73	72	59	7
1984	San Francisco	.292	100	243	31	71	7	2	3	32	40	27	4
1985	Oakland	.268	111	343	48	92	15	1	14	52	50	47	2
1986	Oakland	.240	83	242	25	58	8	0	4	19	27	37	0
N.L. Totals		.280	1845	6532	891	1831	297	22	224	942	685	842	135
A.L. Totals		.256	194	585	73	150	23	1	18	71	77	84	2
M.L. Totals		.278	2039	7117	964	1981	320	23	242	1013	762	926	137

ALL-STAR GAME RECORD

Year	Club, Site	AVG	G	AB	R	H	2B	3B	HR	RBI	BB	SO	SB
1981	N.L., Cleveland	.500	1	2	0	1	0	0	0	0	0	0	0
1982	N.L., Montreal	.000	1	2	0	0	0	0	0	0	0	0	0
ASG Totals		.250	2	4	0	1	0	0	0	0	0	0	0

DIVISION SERIES RECORD

Year	Club	AVG	G	AB	R	H	2B	3B	HR	RBI	BB	SO	SB
1981	LA vs. Hou	.167	5	18	2	3	1	0	0	1	2	0	0

LEAGUE CHAMPIONSHIP SERIES RECORD

Year	Club	AVG	G	AB	R	H	2B	3B	HR	RBI	BB	SO	SB
1977	LA vs. Phi	.357	4	14	4	5	1	0	2	8	2	3	0
1978	LA vs. Phi	.467	4	15	1	7	2	0	0	1	3	0	0
1981	LA vs. Mon	.316	5	19	3	6	1	0	0	3	1	0	0
1983	LA vs. Phi	.357	4	14	4	5	1	0	1	1	2	0	0
LCS Totals		.371	17	62	12	23	5	0	3	13	8	3	0

WORLD SERIES RECORD

Year	Club	AVG	G	AB	R	H	2B	3B	HR	RBI	BB	SO	SB
1977	LA vs. NYY	.292	6	24	4	7	0	0	1	5	0	2	0
1978	LA vs. NYY	.238	6	21	2	5	0	0	1	1	1	3	0
1981	LA vs. NYY	.167	6	24	3	4	0	0	0	1	1	6	0
WS Totals		.232	18	69	9	16	0	0	2	7	2	11	0

MANAGERIAL RECORD

Year	Club	W	L	PCT.	Finish
1993	San Francisco	103	59	.636	2nd
1994	San Francisco	55	60	.478	2nd
1995	San Francisco	67	77	.465	4th
1996	San Francisco	68	94	.420	4th
1997	San Francisco	90	72	.556	1st
1998	San Francisco	89	74	.546	2nd
1999	San Francisco	86	76	.531	2nd
2000	San Francisco	97	65	.599	1st
2001	San Francisco	90	72	.556	2nd
M.L. Totals		745	649	.534	

All-Time Giants Managers (1883-2001)

Years	Name	W	L	Pct.	Games
1883	John Clapp	46	50	.479	98
1884	Jim Price	56	42	.571	98
1884, 1893-94	Monte Ward	162	116	.563	288
1885-91	Jim Mutrie	529	345	.605	874
1892	Pat Powers	71	80	.470	151
1895, 1900-01	George Davis	107	139	.435	246
1895	Jack Doyle	32	31	.508	63
1895	Harvey Watkins	18	17	.514	35
1896	Arthur Irwin	36	53	.404	89
1896-1898	Bill Joyce	179	122	.595	301
1898	Cap Anson	9	13	.409	22
1899	John Day	29	35	.453	64
1899	Fred Hoey	31	55	.360	86
1900	Buck Ewing	21	41	.339	62
1902	Horace Fogel	18	23	.439	41
1902	Heinie Smith	5	27	.156	32
1902-1932	John McGraw	2,604	1,801	.591	4,405
1932-1941	Bill Terry	823	661	.555	1,484
1942-1948	Mel Ott	464	530	.467	994
1948-1955	Leo Durocher	637	523	.549	1,160
1956-60, 1976	Bill Rigney	406	430	.486	836
1960	Tom Sheehan	46	50	.479	96
1961-64	Alvin Dark	366	277	.569	643
1965-68	Herman Franks	367	280	.567	647
1969-70	Clyde King	109	95	.534	204
1970-74	Charlie Fox	348	327	.516	675
1974-75	Wes Westrum	118	129	.478	247
1977-79	Joe Altobelli	225	239	.485	464
1979-80	Dave Bristol	85	98	.464	183
1981-84	Frank Robinson	264	277	.488	541
1984	Danny Ozark	24	32	.429	56
1985	Jim Davenport	56	88	.389	144
1985-92	Roger Craig	586	566	.509	1,152
1993-	Dusty Baker	745	649	.534	1,394

POST-SEASON MANAGERIAL RECORD

Year	Club	W	L	PCT.	Series
1997	SF vs. FLA	0	3	.000	LDS
2000	SF vs. NY	1	3	.250	LDS
Totals		1	6	.143	

Gene Clines

COACH



Birthdate: October 6, 1946

2002 Opening Day Age: 55

Birthplace: San Pablo, California

Resides: Bradenton, Florida

Batted: Right **Threw:** Right **Height:** 5-9 **Weight:** 170

Giants Coach Since: 1997

Contract Status: Signed through 2002

COACHING CAREER...joined Dusty Baker's staff as hitting and outfield coach for 1997 season...SF has plated 4,222 runs during his tenure, 3rd highest total in NL over past 5 years, behind only Colorado (4,546) and Houston (4,259)...Giants have also posted .269 team batting average over last 5 seasons, 3rd best mark in senior circuit...only Rockies (.291) and Astros (.271) have been better during period...in fact, he has overseen most prolific 5-year offensive output in San Francisco history in terms of runs, hits (7,484) and batting average...SF's 1958-62 clubs scored 3,754 runs and batted .264, while 1961-65 versions rapped out 7,117 hits...has guided consecutive NL MVPs, with Jeff Kent earning award in 2000 and Barry Bonds following suit in 2001...has served as Major League coach for 13 years and as minor league hitting instructor for 6 additional seasons...**2001**...SF clubbed NL-leading and franchise record 235 home runs, breaking previous mark of 226 set in 2000...Giants connected for 22 more roundtrippers than Milwaukee to pace senior circuit for first time since 1972, when they hit 150...SF also ranked 2nd with 40 3Bs and 625 walks...Giants pinch-hitters blasted 14 HRs, matching Arizona for ML record for pinch clouts in season...pinch-hitters also ranked 3rd in NL with .246 batting average and 2nd with 46 RBI (AZ led with 53)...oversaw perhaps single most prolific offensive season by player in ML history, as Barry Bonds set 5 new ML records with 73 home runs, 177 walks, .863 slugging percentage, 15.34 home run pct. (HR per 100 at-bats) and 6.52 home run ratio (HR per at-bat)...also watched Rich Aurilia collect 206 hits to become only 3rd SF Giant and 14th player in franchise history to register 200 safeties in season...Aurilia also blasted 37 HRs, making him and Bonds most prolific HR-hitting duo in NL history with 110 clouts...another pupil, Jeff Kent, broke Jack Clark's 22-year old franchise record for doubles with 49 two-baggers...**2000**...oversaw highest scoring Giants team in San Francisco history, becoming only 2nd team in franchise history to break 900-run barrier with 925 runs...only 1930 club scored more, plating 959...SF also clubbed then-franchise record 226 home runs...Bonds (129), Kent (114) and Marvin Benard (102) each scored at least 100 runs to become 11th different Giants trio with 100 runs (1921, '22, '27, '34, '35, '47, '48, '63 and '89)...SF also tied club record with 9 different players registering at least 10 home runs, becoming just 4th Giants team to accomplish feat (1952, '58 and '87)...SF finished 2nd in NL

Most NL Runs Since 1997

TEAM	TOTAL	AVG.
Colorado	4546	909.2
Houston	4259	851.8
San Francisco	4222	844.4
St. Louis	4009	801.8
Atlanta	3996	799.2
Cincinnati	3826	765.2

with .278 batting average and 3rd with 925 runs (5.7 per game)... **1999**...Giants established franchise record for doubles with 307, eclipsing 1998 mark of 292...under his tutelage, Bonds (34 HRs), Ellis Burks (31), J.T. Snow (24), Kent (23) and Aurilia (22) became only 3rd 20-homer quintet in Giants' 119-year history...those 5 players also became 1st fivesome in NY/SF history to drive in at least 80 runs each in year... **1998**...saw SF's offense rank 3rd in NL with .274 batting average, while ranking 2nd with .353 on-base percentage...SF also tied franchise record with 7 grand slams, equaling mark for 4th time (1951, '54 and '70)...Giants clubbed 10 pinch-hit HRs for highest output since drilling 10 in 1990...after establishing franchise record for RBI by 2nd baseman with 127, Kent became only 2nd 2B in NL history to collect at least 120 RBI in multiple seasons (also 121 in '97), joining Rogers Hornsby (1921, '22, '25, '27 and '29)... **1997**...guided Giants' offense that ranked among NL leaders in runs (784 - 4th), home runs (172, T4th), RBI (746 - 4th), sacrifice flies (59 - T1st), grand slams (6 - T3rd), and walks (642 - 2nd)...under his guidance, Kent (121), Snow (104) and Bonds (101) became 1st trio of Giants to each drive in 100-or-more runs in same season since Johnny Mize (138), Walker Cooper (122) and Willard Marshall (107) did it for 1947 New York squad...Bonds (40), Kent (29) and Snow (28) also became 1st Giants trio to hit 28-or-more home runs in season since 1966... **1995-96**...was Giants' coordinator of minor league hitting... **1993-94**...served as hitting coach for Milwaukee Brewers...Milwaukee's home run total jumped from 89 in 1992 to 125 in 1993 under his guidance... **1989-92**...was named to manager Jim Lefebvre's coaching staff as batting coach with Seattle Mariners...remained batting coach for Bill Plummer in 1992... **1988**...promoted to his 1st Major League batting instructor's position when he was named to Hal Lanier's Houston Astros coaching staff... **1982-87**...initially joined Astros organization in 1982 as minor league hitting instructor... **1979-81**...began his coaching career with Chicago Cubs in 1979 as manager Bob Kennedy's first base coach...

PLAYING CAREER...played for 10 seasons in big leagues with Pittsburgh (1970-74), New York (1975) and Chicago (1977-79) in National League and Texas Rangers (1976) in American League...while with Pirates, took part in 3 National League Championship Series (1971-72, 1974) and played on one World Series Championship team (1971)...his best season came in 1972, when he hit .334 in 107 games but lacked necessary plate appearances to qualify for batting title...one of his most memorable career highlights that year came May 15-17, when he collected 7 straight hits over 3-game span...was originally selected by Pittsburgh in 6th round of June 1966 draft...made his Major League debut in 1970, hitting .405 in 31 games...

A GIANT IN THE COMMUNITY...supports Children's Health Council, which assists children with learning disabilities in Northern California...participated in 2001 Giants Wives' post-game auction and clinic to raise money for Junior Giants and Comfort for Kids, which provides specialized medical care to children throughout the Bay Area who are facing a life-threatening illness...in 1999, participated in series of baseball clinics at Candlestick Park, teaching basics of hitting to underprivileged and terminally ill children...has also been involved with Make-A-Wish Foundation, Down's Syndrome League and Sunburst Projects Center...is contributor to Junior Giants program...is active in baseball clinics held for Junior Giants baseball leagues in Northern and Central California, teaching basics of hitting to Junior Giants players...participates in Giants' off-season Care-A-Van, paying visits to hospitals, youth organizations and civic groups throughout Northern and Central California during January...

PERSONAL...graduated from Harry Ells (Richmond, CA) High School in 1966—same high school that produced former Giant Willie McGee...participated in baseball, football and track, lettering 3 years in each sport...earned All-League honors twice on diamond...attended Contra Costa (San Pablo, CA) Junior College...married (Joanne Budka, Nov. 18, 1994)...6 children (Dianna, Tammy, Juan, Gina, Patrick, Taylor)...

EUGENE CLINES

Year	Club	AVG	G	AB	R	H	2B	3B	HR	RBI	BB	SO	SB
1966	Salem	.358	52	176	37	63	6	4	1	28	27	34	15
1967	Raleigh	.259	83	290	34	75	7	4	4	29	15	64	12
1968	York	.241	137	494	46	119	12	2	4	33	30	82	23
1969	York	.268	135	470	86	126	10	8	5	47	48	48	63
1970	Waterbury	.310	95	371	62	115	19	3	6	42	39	46	32
	Pittsburgh	.405	31	37	4	15	2	0	0	3	2	5	2
1971	Pittsburgh	.308	97	273	52	84	12	4	1	24	22	36	15
1972	Pittsburgh	.334	107	311	52	104	15	6	0	17	16	47	12
1973	Pittsburgh	.263	110	304	42	80	11	3	1	23	26	36	8
1974	Pittsburgh	.225	107	276	29	62	5	1	0	14	30	40	4
1975	New York (NL)	.227	82	203	25	46	6	3	0	10	11	21	4
1976	Texas	.276	116	446	52	123	12	3	0	38	16	52	11
1977	Chicago (NL)	.293	101	239	27	70	12	2	3	41	25	25	1
1978	Chicago (NL)	.258	109	229	31	59	10	2	0	17	21	28	4
1979	Chicago (NL)	.200	10	10	0	2	0	0	0	0	0	1	0
M.L. Totals		.277	870	2328	314	645	85	24	5	187	169	291	71

LEAGUE CHAMPIONSHIP SERIES RECORD

Year	Club	AVG	G	AB	R	H	2B	3B	HR	RBI	BB	SO	SB
1971	PIT vs. SF	.333	1	3	1	1	0	0	1	1	0	1	0
1972	PIT vs. CIN	.000	2	2	1	0	0	0	0	0	0	1	0
1974	PIT vs. LA	.000	2	1	1	0	0	0	0	0	0	0	0
LCS Totals		.167	5	6	3	1	0	0	1	1	0	2	0

WORLD SERIES RECORD

Year	Club	AVG	G	AB	R	H	2B	3B	HR	RBI	BB	SO	SB
1971	PIT vs. BAL	.091	3	11	2	1	0	1	0	0	1	1	1

Sonny Jackson

COACH



Birthdate: July 9, 1944

2002 Opening Day Age: 57

Birthplace: Washington, DC

Resides: Stuart, Florida

Batted: Left **Threw:** Right **Height:** 5-9 **Weight:** 150

Giants Coach Since: 1997

Contract Status: Signed through 2002

COACHING CAREER...enters 7th year in Giants organization, 6th on Major League staff...prior to joining Giants in 1996, spent previous 19 years as manager, coach, instructor and scout in Atlanta Braves organization...**2001**...marked 3rd straight year as Giants' 3rd base coach...also was involved in baserunning and infield defense...along with Robby Thompson and Ron Wotus, tutored infield that ranked 2nd in National League with 170 double plays...**2000**...was SF's 3rd base coach while also assisting with baserunning and infield defense...Giants turned 173 double plays, 3rd most in senior circuit...**1999**...returned to 3rd base coaching box after fully recovering from knee surgery following 1997 campaign that caused him to become bench coach in 1998...**1998**...made move from 3rd base coaching box to dugout, where he served as Dusty Baker's bench coach...**1997**...marked 1st time on Major League coaching staff since spending 1982-83 with Atlanta...under his infield tutelage, J.T. Snow, Jose Vizcaino and Bill Mueller all ranked among top 5 fielders in National League at their respective positions...**1996**...was hitting coach at single-A San Jose, helping Giants to best record (89-51) in minor league baseball...**1994-95**...served as scout and instructor with West Palm Beach...

1993...was coach for Danville...**1988-92**...was 3rd base coach for Braves' triple-A Richmond club...**1984-88**...served as roving minor league hitting instructor for Braves...**1982-83**...was 1st base coach for Joe Torre's Atlanta club that captured 1982 NL West title...**1980-81**...was manager at Anderson of South Atlantic League...**1979**...member of coaching staff at Savannah...**1977-78**...served as coach at Kingsport...

PLAYING CAREER...enjoyed 12-year Major League career with Houston Astros and Atlanta Braves...was teammate of current boss Dusty Baker from 1968-74 with Atlanta...hit .251 with 7 home runs, 162 RBI and 126 stolen bases over his career...began career with Houston as outfielder and later became shortstop...enjoyed finest campaign in rookie year of 1966 when he logged career-high .292 mark with 80 runs, 3 HRs and 25 RBI in 150 contests...set NL mark for stolen bases by rookie when he swiped 49 in 1966 for Astros...also led circuit that year in sacrifice hits...had 5 hits in game Sept. 16, 1966 vs. Philadelphia...hit 4 inside-the-park homers in AstroDome...was traded to Braves along with first baseman Chuck Harrison for pitcher Denny Lemaster and infielder Denis Menke following 1967 season...was frequently injured during his 7-season tenure with Atlanta...opened 1969 campaign with 12-game hitting streak...appeared in 1 NLCS game for Braves in 1969 vs. Mets...was converted to center fielder by Braves in 1971 and started for Atlanta at that position all year...

A GIANT IN THE COMMUNITY...works with American Diabetes Association, representing organization at various events including Western Addition Health Fair in San Francisco...joined former Giants pitcher Mark Gardner and Gardner's wife Lori in helping to increase awareness of the need for organ donation, participating in 2001 Organ Donor Awareness Day at Pacific Bell Park...also participates in baseball clinics for Junior Giants players, teaching basics of hitting to Northern California youngsters...was part of 2001 Giants Wives' post-game auction and clinic to raise money for Junior Giants and Comfort for Kids, which provides specialized medical care to children throughout the Bay Area who are facing a life-threatening illness...in 1999, taught baseball clinics for at-risk and underprivileged teens at Candlestick Park, including members from the Hanna Boys Center, Brisbane Recreation Center and Junior Giants...

PERSONAL...graduated from Montgomery Blair (Silver Spring, MD) High School in 1962...turned down scholarship offer to become 1st African American football player in history of University of Maryland, instead signing with Astros...married (Corliss B., Feb. 8, 1992)...1 daughter (Tracey Shackelford, Sept. 2, 1965)...1 son (Craig Turner, Jan. 27, 1966)...

ROLAND THOMAS JACKSON

Year	Club	AVG	G	AB	R	H	2B	3B	HR	RBI	BB	SO	SB
1963	Modesto	.297	139	579	122	172	19	7	3	37	56	65	61
	Houston	.000	1	3	0	0	0	0	0	0	0	1	0
1964	San Antonio	.285	138	575	97	164	22	5	2	30	61	68	45
	Houston	.348	9	23	3	8	1	0	0	1	2	3	1
1965	Oklahoma City	.330	142	584	104	193	22	5	1	29	46	49	52
	Houston	.130	10	23	1	3	0	0	0	0	1	1	1
1966	Houston	.292	150	596	80	174	6	5	3	25	42	53	49
1967	Houston	.237	129	520	67	123	18	3	0	25	36	45	22
1968	Atlanta	.226	105	358	37	81	8	2	1	19	25	35	16
1969	Atlanta	.239	98	318	41	76	3	5	1	27	35	33	12
1970	Atlanta	.259	103	328	60	85	14	3	0	20	45	27	11
1971	Atlanta	.258	149	547	58	141	20	5	2	25	35	45	7
1972	Richmond	.215	20	79	5	17	1	0	0	2	5	4	2
	Atlanta	.238	60	126	20	30	6	3	0	8	7	9	1
1973	Atlanta	.209	117	206	29	43	5	2	0	12	22	13	6
1974	Atlanta	.429	5	7	0	3	0	0	0	0	0	0	0
1975	Hawaii	.255	94	294	41	75	10	0	0	19	33	18	8
1976	Des Moines	.273	84	220	32	60	11	0	2	22	20	12	6
M.L. Totals		.251	936	3055	396	767	81	28	7	162	250	265	126

LEAGUE CHAMPIONSHIP SERIES RECORD

Year	Club	AVG	G	AB	R	H	2B	3B	HR	RBI	BB	SO	SB
1969	ATL vs. NY	.000	1	0	0	0	0	0	0	0	0	0	0

MANAGERIAL RECORD

Year	Club	W	L	PCT.	Finish
1980	Anderson (A)	64	76	.457	3rd/4th
1981	Anderson (A)	57	86	.399	5th/4th
Minors Totals		121	162	.428	

Joe Lefebvre

COACH



Birthdate: February 22, 1956

2002 Opening Day Age: 46

Birthplace: Concord, New Hampshire

Resides: Scottsdale, Arizona

Batted: Left **Threw:** Right **Height:** 5-10 **Weight:** 170

Giants Coach Since: 2002

Contract Status: Signed through 2002

COACHING CAREER... former big league outfielder joins Dusty Baker's staff as 1st base coach for 2002 campaign, marking 1st official appointment to Major League staff...enters 7th season in Giants organization, having spent time with big league club during both spring training and regular season each of last 2 years...was San Francisco's coordinator of minor league hitting each of last 5 seasons, while also serving as triple-A hitting coach from 1996-98...prior to joining Giants, 16-year coaching veteran served as minor league coach/instructor with Philadelphia (1987-89) and New York Yankees (1990-95) systems...**2001**...spent 5th year as Giants' coordinator of minor league hitting while also spending stints with San Francisco during spring training and regular season...**2000**...marked 4th season as Giants' coordinator of minor league hitting...made unofficial big league coaching debut, assisting ML staff during both spring training and regular season...**1999**...3rd campaign as Giants' coordinator of minor league hitting was 1st without duties as triple-A hitting coach...**1998**...served as Giants' coordinator of minor league hitting for 2nd season as well as hitting coach for triple-A Fresno...under his tutelage, 4 Grizzlies regulars hit over .300...**1997**...named Giants' coordinator of minor league hitting...also continued his post as hitting coach for triple-A Phoenix...guided Pacific Coast League batting champ Jacob Cruz, who hit .361...**1996**...joined Giants' organization as hitting coach at triple-A Phoenix...**1995-94**...was roving hitting instructor in Yankees' organization...**1993**...returned to coaching staff at double-A Albany-Colonie...**1992-91**...served as roving hitting instructor in Yankees' minor league chain...**1990**...joined Yankees' organization as coach for double-A Albany-Colonie...**1989**...was coach for Philadelphia's triple-A club at Scranton/Wilkes Barre...**1988-87**...began coaching career in Philadelphia organization, serving on staffs at double-A Reading and triple-A Maine...

Rules of Interest

RELIEF PITCHERS' SAVE RULE: A pitcher is credited with a Save when he meets all three of the following conditions: 1) he is the finishing pitcher in a game won by his club, 2) he is not the winning pitcher, and, 3) he qualifies under one of the following conditions: a) he enters the game with a lead of no more than three runs and pitches for at least one inning, or, b) he enters the game with the potential tying run either on base, at bat or on deck, or, c) he pitches effectively for at least three innings.

PLAYER LIMITS: 40, until Opening Day, when the number must be reduced to 25, until September 1, when it again becomes 40.

FIELDING CHAMPIONSHIP QUALIFICATIONS: The individual fielding champions shall be the fielders with the highest fielding average at each position, provided:

- (1) A catcher must have participated as a catcher in at least one-half the number of games scheduled for each club in his league that season;
- (2) An infielder or outfielder must have participated at his position in at least two-thirds of the number of games scheduled for each club in his league that season;
- (3) A pitcher must have pitched at least as many innings as the number of games scheduled for each club in his league that season. EXCEPTION: If another pitcher has a fielding average as high or higher, and has handled more total chances in a lesser number of innings, he shall be the fielding champion.

CONSECUTIVE-GAME HITTING STREAKS: A consecutive-game hitting streak shall not be terminated if all the player's plate appearances (one or more) result in a base on balls, hit batsman, defensive interference or a sacrifice bunt. The streak shall terminate if the player has a sacrifice fly and no hit.

PLAYING CAREER...played 6 seasons as ML outfielder, seeing big league action with New York Yankees (1980), San Diego Padres (1981-83) and Philadelphia Phillies (1983-86) before having career cut short due to injury...compiled .258 career batting average with 31 HRs and 130 RBI in 447 games...suffered torn cartilage and ligament damage in right knee in June 1984 and missed all of 1985 while rehabilitating...returned to big leagues in 1986, but was forced to retire after playing in only 14 games...was excellent pinch hitter, posting .280 (28-for-100) lifetime mark with 6 HRs off bench...broke in with Yankees in 1980 and homered for 1st ML hit, connecting off Dave Stieb at Toronto May 22, 1980...homered in his 1st 2 ML games to tie American League record...played in 1 game in 1980 ALCS for Yankees vs. Royals, appearing in outfield without at-bat...enjoyed finest season in 1983, hitting combined .306 in 119 games for Padres and Phillies...began campaign with San Diego, but was dealt to Philadelphia May 22 and hit .310 with 20 2Bs, 8 3Bs, 8 HRs and 38 RBI in 101 games for eventual National League champions...included in memorable year was July 20 contest at Veterans Stadium, when he belted 1st career grand slam off Houston's Mike Scott and collected career-best 5 RBI...played in 2 games of 1983 NLCS vs. Los Angeles, going 0-for-2...saw action in 3 games of 1983 World Series loss to Baltimore, going 1-for-5 with 2B and 2 RBI...was originally Yankees' 3rd round selection in June 1977 draft...

PERSONAL...graduate of Concord (NH) High School, where he played baseball, basketball and soccer...was high school teammate of Giants General Manager Brian Sabean...attended Eckerd College, where he was All-American and MVP in Division II College World Series as sophomore...single...son (Gregory)...daughter (Kristin)...

JOSEPH HENRY LEFEBVRE

Year	Club	AVG	G	AB	R	H	2B	3B	HR	RBI	BB	SO	SB
1977	Ft. Lauderdale	.308	48	172	20	53	6	9	2	29	15	16	0
	West Haven	.364	6	22	8	8	2	0	0	3	4	3	0
1978	West Haven	.266	134	459	102	122	21	11	19	70	76	77	3
1979	West Haven	.292	138	487	85	142	28	10	21	107	79	61	5
	Columbus	.278	56	198	37	55	11	3	10	26	44	30	4
1980	New York (AL)	.227	74	150	26	34	1	1	8	21	27	30	4
	San Diego	.256	86	246	31	63	13	4	8	31	35	3	6
1982	San Diego	.238	102	239	25	57	9	0	4	21	18	50	0
	Hawaii	.344	8	32	7	11	3	1	0	5	4	5	1
1983	San Diego	.250	18	20	1	5	0	0	0	1	2	3	0
	Philadelphia	.310	101	258	34	80	20	8	8	38	31	46	5
1984	Reading	.333	6	12	5	4	1	0	0	0	2	3	0
	Philadelphia	.250	52	160	22	40	9	0	3	18	23	37	0
1985	Philadelphia	— Injured, Did Not Play —											
1986	Philadelphia	.111	14	18	0	2	0	0	0	0	3	5	0
M.L. Totals		.258	447	1091	139	281	52	13	31	130	139	204	11

LEAGUE CHAMPIONSHIP SERIES RECORD

Year	Club	AVG	G	AB	R	H	2B	3B	HR	RBI	BB	SO	SB
1980	NY Yankees vs. KC	.000	1	0	0	0	0	0	0	0	0	0	0
1983	PHI vs. LA	.000	2	2	0	0	0	0	0	1	0	1	0
LCS Totals		.000	3	2	0	0	0	0	0	1	0	1	0

WORLD SERIES RECORD

Year	Club	AVG	G	AB	R	H	2B	3B	HR	RBI	BB	SO	SB
1983	PHI vs. BAL	.200	3	5	0	1	1	0	0	2	0	1	0

Juan Lopez

COACH



Birthdate: May 16, 1962

2002 Opening Day Age: 39

Birthplace: Bayamon, Puerto Rico

Resides: Del Tona, Florida

Batted: Right **Threw:** Right **Height:** 5-10 **Weight:** 187

Giants Coach Since: 1999

Contract Status: Signed through 2002

COACHING CAREER...begins his 13th campaign in Giants organization, 7th year on Major League level...**2001**...completed 3rd full big league season, serving as Giants bullpen coach as well as handling catching corps...SF catchers handled pitching staff that ranked 7th in NL with 4.18 ERA...Giants catchers nailed 34.4 percent (45-of-131) of base thieves, above ML average and 8th best mark among NL backstop corps...**2000**...logged his 2nd year in full-time status as Giants bullpen coach...also handled catching corps...under his tutelage, rookie catchers Bobby Estalella and Doug Mirabelli combined to throw out 30.7 percent of attempted base-stealers (43-of-140), 5th best percentage among NL backstops...Estalella finished 3rd in circuit, while cutting down 29.7 percent of base thieves (27-of-74)...Giants' catching corps guided pitching staff to 4.21 ERA, 4th best in National League...Estalella posted 3.46 ERA (146er, 380.0ip) in 2nd half of season after logging 5.62 mark (253er, 405.1ip) prior to All-Star Break...**1999**...was elevated to full-time coach status, continuing to serve as bullpen coach as well as handling catching corps...**1997-98**...handled bullpen duties and instructed catchers as staff member...**1996**...joined Major League staff, having on-field duties prior to games and handling pitch charts during contests...was promoted from Giants' single-A affiliate in Burlington after Spring Training, following Bob Brenly's departure to FOX's broadcast booth...**1995**...opened season as coach at rookie-league Bellingham, before moving up to single-A San Jose when Jim Davenport was promoted to manage triple-A Phoenix in mid-July...**1994**...served as batting coach at rookie-league Everett of Northwest League...**1991-93**...was coach for Giants rookie-league club in Scottsdale...**1990**...joined Giants field staff, serving as coach in Extended Spring Training...

PLAYING CAREER...had 6-year minor league career as catcher in Cleveland, Houston and San Francisco organizations...spent 1989 as player with Giants, splitting time between Clinton and Shreveport...logged 1988 campaign at double-A Columbus in Houston's organization, hitting .202 with 1 HR and 8 RBI in 38 games...signed with Astros as minor league free agent in 1987 and played at 3 levels, including stint at triple-A Tucson...sat out 1986 season...began pro career in 1983, signing with Cleveland organization as free agent catcher...played 3 years in Indians' chain before being released...

A GIANT IN THE COMMUNITY...in 2001, made his 4th annual appearance to the Central American Resource Center's Health Fair in San Francisco's Mission District...health fair reaches 300-500 Latino youth and adults, providing dental screenings, blood pressure checks, glucose and bone marrow screenings, and other health related services and information...was joined at clinic by players Livan Hernandez, Marvin Benard and Ramon Martinez...also participates in Giants' Hispanic and Media Services program...joins Gene Clines in supporting Children's Health Council, which assists children with learning disabilities...

PERSONAL...graduated from Nicolas Sevilla (Toa Alta, PR) High School in 1978...attended Yavapai (AZ) College...married (Flora, Nov. 27, 1979)...has son (Jack) and daughter (Aleimalee)...

JUAN ENRIQUE LOPEZ

Year	Club	AVG	G	AB	R	H	2B	3B	HR	RBI	BB	SO	SB
1983	Batavia	.176	11	34	0	6	0	0	0	1	1	7	0
	Waterloo	.190	47	121	11	23	3	0	1	11	4	24	0
1984	Waterloo	.223	75	215	11	48	5	1	2	18	3	36	1
1985	Waterloo	.156	39	96	4	15	2	0	0	8	3	26	0
1986			— Did Not Play —										
1987	Asheville	.234	13	47	4	11	2	0	0	7	0	8	0
	Osceola	.250	21	56	5	14	0	0	0	0	0	7	0
	Tucson	.214	21	28	3	6	2	0	0	3	4	7	1
1988	Columbus	.202	38	109	9	22	3	0	1	8	3	22	1
1989	Clinton	.181	31	94	6	17	4	0	0	6	3	27	0
	Shreveport	.286	3	7	0	2	0	0	0	0	0	2	0

Dave Righetti

COACH



Birthdate: November 28, 1958

2002 Opening Day Age: 43

Birthplace: San Jose, California

Resides: Los Altos, California

Batted: Left **Threw:** Left **Height:** 6-4 **Weight:** 219

Giants Coach Since: 2000

Contract Status: Signed through 2002

COACHING CAREER...returns for 3rd season as Giants pitching coach...over his 1st 2 campaigns, SF hurlers have logged 4.19 ERA, 6th best among all National League staffs...club has posted 23 shutouts since 2000, 2nd most in NL (Mets lead with 24)...Giants starters have amassed 137 wins in his tenure, 3rd most in senior circuit...only starting rotations in St. Louis (151) and Atlanta (140) have more victories over span...under his tutelage, bullpen has emerged as one of best in NL, as SF relief corps is 4th in league with 4.06 ERA over last 2 years while tying for 2nd with 94 saves (Mets lead with 97)...SF has been stingiest long ball staff in senior circuit each of last 2 campaigns (296 total), marking 1st time in club history that its led NL in fewest clouts allowed in consecutive seasons...**2001**...completed 2nd year as SF pitching coach, overseeing staff that finished 7th in NL with 4.18 ERA...Giants hurlers yielded lowest HR total (145) in NL, besting Florida (151) for stingiest long ball staff in senior circuit...following All-Star Break, SF starters were 31-22 with 3.81 ERA (192er, 453.2ip) while working at least 6.0 innings in 63 of 74 outings...overall, Giants rotation tied for 2nd in NL with 66 wins, just 1 back of Arizona...**2000**...marked 1st year on Major League staff...guided pitching staff to 4th best ERA in NL (4.21), marking Giants' highest finish since 1989, when they were 3rd with 3.30 mark...SF also paced majors with 15 shutouts for its highest total since posting 16 in 1989...Livan Hernandez (17-11), Shawn Estes (15-6), Russ Ortiz (14-12), Mark Gardner (11-7) and Kirk Rueter (11-9) became only 4th SF team to have 5 different 10-game winners (1968, '73 and '82)...Giants posted 3.45 ERA (264er, 688.0ip) during 2nd Half, best in majors...**1999**...returned to Giants organization, serving as roving minor league pitching instructor...served as SF's interim pitching coach May 3-5 in Pittsburgh, while Ron Perranoski visited his mother who was ill...

PLAYING CAREER...during his banner 16-year big league career, stylish left-hander made stops with Yankees (1979, 1981-90), Giants (1991-93), As (1994), Blue Jays (1994) and White Sox (1995)...posted 82-79 record with 3.46 ERA and 1,112 strikeouts in 718 career games (1,403.2ip, 89 starts)...with 252 career saves, ranks 16th on Major League Baseball's all-time save list...is Yankees' all-time career leader in saves (224) and games pitched (522)...began career as starter, then converted to reliever in 1984...earned American League Rookie of Year award in 1981...went 8-4 on year with 2.06 ERA (2nd best in AL)...played major role in Yankees' trip to World Series in

1981...earned 2 victories in Division Series vs. Milwaukee, winning Game 2 as starter and Game 5 in relief...was also winning pitcher as starter in Game 3 of League Championship Series vs. Oakland...had no-decision in only appearance vs. Dodgers in World Series...while wearing New York pinstripes, tossed no-hitter against Boston Red Sox, July 4, 1983...was 1st Yankee no-hitter since Don Larsen's perfect game in 1956 World Series...in 1984, notched 31 saves in 40 chances during 1st campaign as reliever...was named to American League All-Star squads in 1986 and 1987 while with New York...established then-Major League record with 46 saves in 1986...finished 4th in Cy Young voting and 10th in AL MVP (BBWAA) balloting that year...was named to AP post-season all-star squad while also earning Roloids Relief Man of Year and *The Sporting News* Fireman of Year awards...posted 31 saves in 1987, tying for 2nd in AL...won 2nd straight Roloids AL Relief Man award and tied for Fireman of Year...signed with Giants as free agent, Dec. 5, 1990...ranked 5th in NL with 24 saves in 1991...total was 2nd best in Giants history at time, trailing only Greg Minton's 30 in 1982...notched 1,000th career strikeout April 29, 1991, fanning St. Louis' Felix Jose...

A GIANT IN THE COMMUNITY...serves on Board of Directors for Jean Weingarten Peninsula Oral School for the Deaf (JWPOSD), having done so for last 9 years...is involved with various Cerebral Palsy organizations and El Camino Health Care...contributes to Ronnie Lott's charitable foundation as well as Boys and Girls Clubs of America...has been involved with Leukemia Society...

PERSONAL...San Jose (CA) native was All-League baseball player at Pioneer High School...also attended San Jose City College...was named state Junior College Player of Year in 1977...grew up Giants fan, with Willie McCovey his favorite player...brother, Steve, played in Texas organization from 1977-79...father, Leo, was former Yankee minor league shortstop...avid golfer has played in AT&T Pebble Beach Pro-Am and has sponsored tournaments on semi-pro golf tour...married (Kandice, February 11, 1989)...3 children (triplets Nicolette, Natalee and Wesley, born July 19, 1991)...

1900-2001 All-Time Giants Coaches

Alfonso, Carlos, 1992, 1997-99	Henrich, Tommy, 1957	Olson, Ivy, 1932
Amalfitano, Joe, 1972-75	Hiller, Chuck, 1985	O'Doul, Lefty, 1958
Baker, Dusty, 1988-92	Jackson, Travis, 1939-40, 1947-48	Ozark, Danny, 1983-84
Bancroft, Dave, 1930-32	Jackson, Sonny, 1997-	Parker, Salty, 1958-61, 1979
Benson, Vern, 1980	Jansen, Larry, 1954, 1961-71	Perranoski, Ron, 1997-99
Bonds, Bobby, 1993-96	Jennings, Hughie, 1921-25	Pole, Dick, 1993-97
Brenly, Bob, 1992-95	Jonnard, Bubber, 1942-46	Posedel, Bill, 1959-60
Bresnahan, Roger, 1925-28	Kim, Wendell, 1989-96	Righetti, Dave, 2000-
Bridges, Rocky, 1985	Kress, Red, 1946-49	Robinson, Wilbert, 1911-13
Bristol, Dave, 1978-79	Latham, Arlie, 1909	Rodgers, Bob, 1976
Buford, Don, 1981-84	Lavagetto, Cookie, 1964-67	Sauer, Hank, 1979
Burkett, Jesse, 1921	Lefebvre, Jim, 1980-82	Shellenback, Frank, 1950-55
Burns, George, 1931	Lefebvre, Joe, 2002-	Shepard, Larry, 1979
Clarke, Tommy, 1932-35, 1938	Lillis, Bob, 1986-96	Sherry, Norm, 1986-91
Clines, Gene, 1997-	Lockman, Whitey, 1961-64	Smith, Al, 1933
Davenport, Jim, 1970, 1976-82, 1996	Lopez, Juan, 1999-	Snyder, Frank, 1933-41
Dolan, Cozy, 1922-24	Lowrey, Peanuts, 1967-68	Sommers, Denny, 1993-94
Evers, Johnny, 1920	MacKenzie, Gordy, 1986-88	Southworth, Billy, 1933
Fahey, Bill, 1986-91	Mathewson, Christy, 1919-21	Starrette, Herm, 1977-78, 1983-84
Fitzsimmons, Freddie, 1949-55	McCraw, Tom, 1983-85	Testa, Nick, 1958
Fox, Charlie, 1965-68	McMahon, Don, 1973-75, 1980-82	Thompson, Robby, 2000-2001
Franks, Herman, 1949-55, 1958, 1964	McNamara, John, 1971-73	Van Ornum, John, 1981-84
Frisch, Frankie, 1949	Meusel, Irish, 1930	Virgil, Ozzie, 1969-72, 1974-75
Funk, Frank, 1976	Miller, Bob, 1985	Westrum, Wes, 1958-63, 1968-71
Gilbert, Andy, 1972-75	Mitchell, Clarence, 1932-33	Williams, Davey, 1956-57
Gowdy, Hank, 1947-48	Morales, Jose, 1986-88	Winkles, Bobby, 1976-77
Haller, Tom, 1977-79	Mueller, Ray, 1956	Wotus, Ron, 1998-
Hartley, Grover, 1946	Mull, Jack, 1985	Zimmer, Don, 1987
Hartnett, Gabby, 1941	Niehoff, Bert, 1929	

DAVID ALLEN RIGHETTI

Year	Club	W-L	ERA	G	GS	CG	SH	SV	IP	H	R	ER	BB	SO
1977	Asheville	11-3	3.14	17	16	3	0	0	109.0	989	47	38	53	101
1978	Tulsa	5-5	3.16	13	13	6	0	0	91.0	66	40	32	49	127
1979	West Haven	4-3	1.96	11	11	3	0	0	69.0	45	23	15	45	78
	Columbus	3-2	2.93	8	6	3	2	0	40.0	22	13	13	19	44
	New York (AL)	0-1	3.71	3	3	0	0	0	17.0	10	7	7	10	13
1980	Columbus	6-10	4.63	24	23	4	1	0	142.0	124	79	73	101	139
1981	Columbus	5-0	1.00	7	7	2	2	0	45.0	30	8	5	26	50
	New York (AL)	8-4	2.06	15	15	2	0	0	105.0	75	25	24	38	89
1982	Columbus	1-0	2.81	4	4	1	0	0	25.2	22	11	8	12	33
	New York (AL)	11-10	3.79	33	27	4	0	1	183.0	155	88	77	108	163
1983	New York (AL)	14-8	3.44	31	31	7	2	0	217.0	194	96	83	67	169
1984	New York (AL)	5-6	2.34	64	0	0	0	31	96.1	79	29	25	37	90
1985	New York (AL)	12-7	2.78	74	0	0	0	29	107.0	86	36	33	45	92
1986	New York (AL)	8-8	2.45	74	0	0	0	46	106.2	88	31	29	35	83
1987	New York (AL)	8-6	3.51	60	0	0	0	31	95.0	95	45	37	44	77
1988	New York (AL)	5-4	3.52	60	0	0	0	25	87.0	86	35	34	37	70
1989	New York (AL)	2-6	3.00	55	0	0	0	25	69.0	73	32	23	26	51
1990	New York (AL)	1-1	5.70	53	0	0	0	36	53.0	48	24	21	26	43
1991	San Francisco	2-7	3.39	61	0	0	0	24	71.2	64	29	27	28	51
1992	San Francisco	2-7	5.06	54	4	0	0	3	78.1	79	47	44	36	47
1993	San Francisco	1-1	5.70	51	0	0	0	1	47.1	58	31	30	17	31
1994	Oakland	0-0	16.71	7	0	0	0	0	7.0	13	13	13	9	4
	Knoxville	1-1	2.21	7	4	0	0	0	20.1	20	12	5	4	18
	Toronto	0-1	6.75	13	0	0	0	0	13.1	9	10	10	10	10
1995	Chicago (AL)	3-2	4.20	10	9	0	0	0	49.1	65	24	23	18	29
	Nashville	4-5	3.23	16	15	1	1	0	83.2	81	40	30	20	44
A.L. Totals		77-64	3.28	552	85	13	2	224	1206.1	1086	495	439	510	983
N.L. Totals		5-15	4.61	166	4	0	0	28	197.1	201	107	101	81	129
M.L. Totals		82-79	3.46	718	89	13	2	252	1403.2	1287	602	540	591	1112

ALL-STAR GAME RECORD

Year	Club, Site	W-L	ERA	G	GS	CG	SH	SV	IP	H	R	ER	BB	SO
1986	A.L., Houston	0-0	0.00	1	0	0	0	0	0.2	2	0	0	0	0
1987	A.L., Oakland	0-0	0.00	1	0	0	0	0	0.1	1	0	0	0	0
ASG Totals		0-0	0.00	2	0	0	0	0	1.0	3	0	0	0	0

DIVISION CHAMPIONSHIP SERIES RECORD

Year	Club	W-L	ERA	G	GS	CG	SH	SV	IP	H	R	ER	BB	SO
1981	NYY vs. MIL	2-0	1.00	2	1	0	0	0	9.0	8	1	1	3	10

LEAGUE CHAMPIONSHIP RECORD

Year	Club	W-L	ERA	G	GS	CG	SH	SV	IP	H	R	ER	BB	SO
1981	NYY vs. OAK	1-0	0.00	1	1	0	0	0	6.0	4	0	0	2	4

WORLD SERIES RECORD

Year	Club	W-L	ERA	G	GS	CG	SH	SV	IP	H	R	ER	BB	SO
1981	NYY vs. LA	0-0	13.50	1	1	0	0	0	2.0	5	3	3	2	1

Ron Wotus

COACH



Birthdate: March 3, 1961

2002 Opening Day Age: 41

Birthplace: Colchester, Connecticut

Resides: Pleasant Hill, California

Batted: Right **Threw:** Right **Height:** 6-1 **Weight:** 180

Giants Coach Since: 1998

Contract Status: Signed through 2002

COACHING CAREER...has spent 12 years in Giants organization, including last 4 on Major League staff...was manager in farm system for 7 years (1991-97)...was twice named Manager of Year, while posting overall 554-412 record (.574) in minors...his teams finished above .500 mark and made playoffs in 6 of 7 years as skipper...**2001**...marked 4th year in big leagues, 3rd as Dusty Baker's bench coach...along with Sonny Jackson and Robby Thompson, assisted with infield defense that finished 2nd in NL with 170 double plays (Florida, 174)...**2000**...completed 2nd year as bench coach, 3rd overall on SF staff...also assisted with infield defense...Giants turned 173 double plays, 3rd most in senior circuit...**1999**...was elevated to Giants' bench coach...**1998**...joined Baker's staff as 3rd base coach, 1st Major League coaching assignment of career...**1996-97**...served as manager for Giants' triple-A affiliate Phoenix, leading Firebirds to back-to-back Pacific Coast League playoff appearances with 2 Southern Division championships...was named 1997 PCL Manager of Year after piloting Firebirds to best record in all of triple-A baseball with 88-55 mark...that team finished season with one of best 2nd half finishes in PCL history, winning 41 of its final 51 games...1996 trip to post-season marked 1st for Phoenix in 10 years...**1993-95**...led SF's double-A franchise at Shreveport to 3 straight playoff berths...his 1995 club claimed Texas League championship with 88-47 mark, best record in all of minor league baseball...**1991-92**...skipped single-A San Jose...was tabbed California League Manager of Year in 1991 when he guided squad to playoffs with 92-44 ledger, best mark in all of professional baseball...**1990**...served as coach at single-A Clinton...

PLAYING CAREER...was originally 16th round draft pick of Pittsburgh Pirates in 1979...enjoyed 11-year professional career, including parts of 1983 and '84 seasons with Pirates' Major League club...played in 32 big league games with Bucs, owning .207 career mark with 2 RBI...made his Major League debut Sept. 3, 1983 in Atlanta...1st Major League hit was single off Dodgers' Orel Hershiser at LA July 4, 1984...6 of his 12 Major League hits in 1984 were doubles...his 1st multiple-hit game came in his last big league outing, 2nd game of Sept. 30, 1984 doubleheader at Philadelphia...was named Carolina League All-Star shortstop in 1981, while playing at Hagerstown...also played in Kansas City organization in 1987, before concluding his career in Giants' chain...played for Phoenix in 1988 and '89, accumulating .278 batting average...

A GIANT IN THE COMMUNITY...led efforts in 2001 to raise additional funds and awareness for Junior Giants and Comfort for Kids, which provides specialized medical care to children throughout the Bay Area who are facing a life-threatening illness, by organizing a post-game clinic on field at Pacific Bell Park for kids ages 8-12...participated in Giants 1st-ever holiday party at Pacific Bell Park in Dec. 2001, taking more than 150 homeless children on shopping spree at Giants Dugout Store...participates in Giants Summer Reading Program, encouraging Bay Area children to read...participates in Giants' off-season Care-A-Van, paying visits to hospitals, youth organizations and civic groups throughout Northern and Central California during January...

PERSONAL...graduated from Bacon (Colchester, CT) Academy in 1979...played baseball, soccer and basketball in high school...was All-New England center forward in soccer after scoring then-record 89 career goals...averaged 30.0 points per game as All-State guard in basketball as senior...runs youth baseball clinics with former Giant Erik Johnson during the winter...married (Laurie, Jan. 17, 1987)...

RONALD ALLEN WOTUS

Year	Club	AVG	G	AB	R	H	2B	3B	HR	RBI	BB	SO	SB
1979	Bradenton	.272	40	147	16	40	6	2	1	14	13	10	5
	Salem	.308	8	26	4	8	0	0	0	2	3	3	0
1980	Shelby	.228	45	158	19	36	7	1	0	19	15	14	8
1981	Hagerstown	.283	134	487	72	138	20	4	4	63	63	32	7
1982	Buffalo	.299	86	321	50	96	13	4	8	39	31	53	4
	Portland	.290	42	145	27	42	6	5	3	23	17	19	3
1983	Hawaii	.301	125	465	94	140	28	6	10	62	63	72	9
	Pittsburgh	.000	5	3	0	0	0	0	0	0	0	0	0
1984	Hawaii	.254	61	224	32	57	15	4	5	23	23	20	4
	Pittsburgh	.218	27	55	4	12	6	0	0	2	6	8	0
1985	Nashua	.186	37	102	9	19	3	2	0	14	20	13	1
1986	Hawaii	.315	125	419	75	132	24	3	4	57	58	51	7
1987	Omaha	.256	91	262	27	67	12	0	0	16	34	40	2
1988	Phoenix	.287	82	261	46	75	8	3	1	33	43	35	7
1989	Phoenix	.257	41	109	17	28	4	0	0	10	24	14	4
M.L. Totals		.207	32	58	4	12	6	0	0	2	6	8	0

MANAGERIAL RECORD

Year	Club	W	L	PCT.	Finish
1991	San Jose (A)	92	44	.676	1st/2nd
1992	San Jose (A)	78	58	.574	4th/2nd
1993	Shreveport (AA)	67	69	.493	4th/1st
1994	Shreveport (AA)	73	63	.537	1st/2nd
1995	Shreveport (AA)	88	47	.652	1st/1st
1996	Phoenix (AAA)	69	75	.479	1st/4th
1997	Phoenix (AAA)	88	55	.615	2nd/1st
Minor Totals		555	411	.575	

Carlos Alfonso

ADMINISTRATIVE COACH AND VIDEO COORDINATOR



Birthdate: December 18, 1950

2002 Opening Day Age: 51

Birthplace: Havana, Cuba

Resides: Naples, Florida

Batted: Right **Threw:** Right **Height:** 5-10 **Weight:** 190

Giants Coach Since: 1996

Contract Status: Signed through 2002

COACHING CAREER...enters his 16th straight year with Giants and 9th overall on Major League level...posted 360-335 (.518) managerial record in 5 seasons with Astros' farm system and has 171-121 (.586) mark in 5 seasons of managing winter ball...**2001**...completed 2nd season as administrative coach and video coordinator...**2000**...moved into new role, serving as administrative coach and video coordinator...had on-field duties prior to games and oversaw video and charting duties during contest...continued to handle administrative duties such as lineup cards and scouting reports...**1997-99**...served as 1st base and administrative coach...was pitching coach for Culiacan of Mexican Winter League following 1998 campaign...**1996**...returned to Major League level, working as administrative coach with duties as bullpen catcher...**1995**...served as Giants' coordinator of Latin American instruction...**1993-94**...was Phoenix Firebirds' manager during 1993-94 campaigns...posted 134-151 managerial record with triple-A club...**1992**...served as Major League pitching coach for manager Roger Craig...**1989-91**...was Giants' director of player development...minor league clubs posted combined .525 winning percentage during his

tenure...**1987-88**...served as Giants' director of minor league operations...**1986**...managed Houston's triple-A club at Tucson to 71-72 mark in Pacific Coast League...**1985**...was Co-Manager of Year as he led double-A Columbus to 2nd place finish in Southern League...**1984**...was Astros' assistant coordinator of instruction for minor league system...**1982-83**...served as pitching instructor in Astros' organization at single-A and rookie levels...was named Manager of Year in 1983 for Dominican League...**1981**...piloted single-A Daytona to 68-67 mark and Florida State League Championship...**1980**...skipped Daytona Beach to 1st place finish in Florida State League...**1979**...made managerial debut at Daytona Beach, going 56-80...**1978**...was traveling secretary for Houston...following season, assumed position of director of Caribbean scouting...**1977**...served as Astros' bullpen coach...

PLAYING CAREER...signed with Astros organization as catcher/infielder in 1968...gained pitching experience in 1969 and 1970 before being converted to full-time hurler in 1971...threw shutout in 1st pro start for Williamsport in 1969...named to American Association All-Star team in 1973...traded to Cincinnati for Joaquin Andujar in 1975...pitched 6 seasons of winter ball in Latin America...selected as Pitcher of Year in Venezuela in 1973...that year also participated in 1st Kodak Triple-A World Series Classic in Hawaii, where team of Latin American winter ball All-Stars topped Tommy Lasorda's Albuquerque squad...

A GIANT IN THE COMMUNITY...in 2001, led clinic for more than 100 participants from Special Olympics of Bay Area...participated in Giants Wives' post-game auction and clinic to raise money for Junior Giants and Comfort for Kids, which provides specialized medical care to children throughout the Bay Area who are facing a life-threatening illness...involved with National Hispanic Scholarship Fund's San Francisco branch, helping raise awareness and funding for program designed for deserving Latin American students in need of college scholarships...participates in Giants' off-season Care-A-Van, paying visits to hospitals, youth organizations and civic groups throughout Northern and Central California during January...leads coaching clinics for Jr. Giants youth baseball leagues...also participates in Giants' Youth League Day clinics...is involved with Giants' Hispanic Media Services program...

PERSONAL...attended University of South Florida and Florida International University, majoring in psychology...hobby is tae-kwon-do and martial arts...was original inductee in Daytona Beach Sports Hall of Fame...married (Gail)...has 4 children (Chrystina, Feb. 18, 1977, Anthony, Apr. 7, 1981, Angela, Aug. 21, 1982 and Dannielle, Sept. 15, 1987)...

CARLOS ALFONSO

Year	Club	AVG	G	AB	R	H	2B	3B	HR	RBI	BB	SO	SB
1968	Covington	.214	9	14	3	3	0	0	0	0	5	5	1
1969	Williamsport	.242	20	33	2	8	2	0	0	7	3	12	0
1970	Cocoa	.140	37	57	5	8	0	0	0	3	7	16	0

Year	Club	W-L	ERA	G	GS	CG	SHO	SV	IP	H	R	ER	BB	SO
1969	Williamsport	3-2	3.35	13	3	3	1	0	43.0	40	28	16	29	40
1970	Cocoa	3-13	3.16	23	19	2	0	0	134.0	133	70	47	51	104
1971	Cocoa	13-6	2.77	22	21	12	5	0	148.0	121	58	44	62	92
1972	Oklahoma City	5-4	3.90	47	3	0	0	3	90.0	96	53	39	55	69
1973	Denver	6-2	4.62	38	4	1	0	6	115.0	130	74	59	47	80
1974	Denver	4-3	4.97	34	5	0	0	1	76.0	93	47	42	26	43
1975	Iowa	1-1	3.64	41	1	1	0	3	89.0	88	42	36	39	53
1976	Indianapolis	2-1	4.65	16	1	0	0	0	31.0	28	19	16	23	15

MANAGERIAL RECORD

Year	Club	W	L	PCT.	Finish
1979	Daytona Beach (A)	56	80	.412	5th
1980	Daytona Beach (A)	86	51	.628	1st
1981	Daytona Beach (A)	68	67	.504	6th
1985	Columbus (AA)	70	65	.519	2nd
1986	Tucson (AAA)	71	72	.497	2nd
1993	Phoenix (AAA)	64	79	.448	9th
1994	Phoenix (AAA)	70	72	.493	7th
Minors Totals		485	486	.499	

BEHIND THE SCENES

TRAINERS



Stan Conte, PT, ATC

HEAD ATHLETIC TRAINER

Stan Conte, regarded as one of the top experts in physical therapy and conditioning in professional sports, returns for his 13th season with the Giants and his third as head athletic trainer. Prior to his promotion in 2000, he served as the team's assistant athletic trainer and coordinator of strength and rehabilitation for the previous eight years. Conte, one of the few athletic trainers to hold an additional credential in physical therapy as well as athletic training, helped redesign the Giants' strength and conditioning program in 1997. A 1978 graduate of the School of Physical Therapy at California State University, Northridge, he lectures locally and nationally on the treatment and rehabilitation of sports injuries, and authored "Major League Disability Days: An Eleven Year Study" which was published in the prestigious medical journal, *American Journal of Sports Medicine*. Conte and his wife, Nancy, reside in San Carlos with their two children, Nick and Alison.



Barney Nugent

ASSISTANT ATHLETIC TRAINER/
TEAM TRAVEL

Barney Nugent enters his 26th year in professional baseball, his 10th as the Giants' assistant athletic trainer. He also handles certain aspects of team travel for the major league team and is the Giants' director of minor league medical services. He is a 26-year certified member of the National Athletic Trainers Association and a member of the Professional Baseball Athletic Trainers Society (PBATS). The Chelsea, MA native has worked at all levels of professional baseball, including stints with the Philadelphia Phillies and Boston Red Sox organizations as well as winter baseball leagues in both the Dominican Republic and Puerto Rico. Nugent was named the "International League Trainer of the Year" as well as "Minor League Trainer of the Year" in 1992. He has worked in numerous physical therapy clinics in the off-season and is an owner/consultant to the Sports Injury Treatment Center (SPRINT) in its seven locations in north-eastern Pennsylvania. He earned his bachelor's degree from Curry College in Milton, MA., where he was a four-year starter on the varsity football team, and received his masters of science at Indiana State University in Terre Haute, Ind. Nugent and his wife, Denise, reside in Foster City.



Dave Groeschner

STRENGTH AND CONDITIONING TRAINER

Dave Groeschner enters his third season as the strength and conditioning trainer for the Major League club. He previously served as athletic trainer for the triple-A Fresno Grizzlies during the 1999 season, after logging two years at single-A San Jose and one campaign at rookie-league Bellingham. He earned a bachelor's degree in physical education from the University of South Carolina. Groeschner is a member of the Professional Baseball Athletic Trainers Society (PBATS) and the National Athletic Trainers Association. He and his wife, Aimee, and daughter, Katie, reside in Fremont.

MEDICAL CONSULTANTS

Robert E. Murray, M.D., M.P.A.

INTERNAL MEDICINE

Robert Murray, the director of Catholic Healthcare West (CHW) Sports Medicine Team, returns for his fourth year as a physician consultant to the Giants. A practicing physician in San Francisco for the last 31 years, he received his medical degree from the University of Michigan and specialty training at St. Louis University.

Gary Fanton, M.D.

ORTHOPEDIST

Gary Fanton is board-certified in orthopedic surgery and sports medicine and is co-founder of SOAR in Menlo Park. Dr. Fanton is the co-director of the Sports Medicine Program at Stanford University and Associate Clinical Professor at Stanford University. He is head team physician for Stanford football, associate team physician for the San Francisco 49ers, team physician for the U.S. Decathlon Team, and company physician for the Ballet San Jose Silicon Valley.

Gordon Brody, M.D.**HAND SURGERY**

Certified by the American Board of Orthopedic Surgery as a hand specialist, Gordon Brody graduated from Duke University's medical school with orthopedic training at Hospital for Special Surgery. He completed a hand fellowship at Ralph K. Davies Medical Center in San Francisco. Brody also serves as a consultant to the San Francisco 49ers and San Jose Sharks.

Larry Oloff, D.P.M.**PODIATRY**

In addition to his work for the Giants, Larry Oloff serves as the podiatry consultant to the San Francisco 49ers, Stanford Athletics, the U.S. Decathlon team and Santa Clara University athletic teams. A graduate of the Pennsylvania College of Podiatric Medicine, Oloff has contributed to over 50 publications, including his own textbook.

Brad Maring, M.D.**INTERNAL MEDICINE**

A Phi Beta Kappa graduate of Drake University, Brad Maring has served as the medical director of the CHW Health Center at Pacific Bell Park since it opened in April, 2000. He completed his medical training at the University of Iowa College of Medicine and is board certified in Emergency Medicine. Since 1987, he has been medical director of the Franciscan Treatment Room, an occupational medicine/urgent care center at Saint Francis Memorial Hospital in San Francisco.

Les Plack, D.D.S.**DENTIST**

Les Plack enters his third year as team dentist. He has practiced general dentistry in San Francisco for over 30 years, and specializes in restorative and cosmetic dentistry. Plack is also trained in acupuncture.

Daniel Goodman, M.D.**OPHTHALMOLOGY**

Daniel Goodman is an ophthalmologist specializing in sports vision, corneal and external eye diseases, corneal transplantation, cataract surgery and laser vision correction surgery. A Phi Beta Kappa undergraduate from the University of Michigan, Goodman received his medical degree from Michigan and was a member of the Alpha Omega Alpha honorary society. A resident in ophthalmology at UC San Francisco, he completed his fellowship in corneal surgery at the Wilmer Eye Institute at Johns Hopkins Hospital. Goodman is the Director of Corneal and Refractive Surgery Service at California Pacific Medical Center, and an associate Clinical Professor of Ophthalmology at the UCSF School of Medicine.

Michael Carson, O.D.**OPTOMETRY**

Michael Carson is a specialist in contact lenses and comprehensive eye care. He received his undergraduate and optometry degrees from the University of California at Berkeley. Carson was a resident at the Veterans Administration Hospital in Albuquerque, New Mexico. A former faculty member at the UCSF Department of Ophthalmology and the UC Berkeley School of Optometry, he is currently a member of the clinical faculty at California Pacific Medical Center.

Kevin Shanahan, L.M.T.**LICENSED MESSAGE THERAPIST**

Kevin Shanahan returns for his sixth season as the Giants massage therapist. His 10 years of massage experience focus on sports injury early detection, prevention and rehabilitation. A private practitioner in Menlo Park, he serves local professional athletes. He is a graduate of Western Kentucky University.

CLUBHOUSE/STAFF



Mike Murphy

EQUIPMENT MANAGER

"Murph" has been a fixture with the Giants since the team moved west in 1958. In recognition of his lifelong commitment to the organization, the Giants clubhouse at Pacific Bell Park is named the Mike Murphy Clubhouse. In his 44 years, Murphy has never missed a Giants' home game. The San Francisco native is in his 45th season with the Giants and 23rd as equipment manager. Murphy began his career in professional baseball as bat boy for the San Francisco Seals (AAA) from 1954-57, before becoming the Giants' bat boy during the 1958-59 seasons. He became visiting clubhouse attendant in 1960 when the club moved to Candlestick, a job he held until his promotion in 1980. Murphy and his wife, Carole, live in San Bruno with their children, Andrea and Michele; granddaughter, Tori-Lynn; and Bows, the clubhouse dog.



Harvey Hodgerney

VISITING CLUBHOUSE

Harvey Hodgerney has spent two decades with the Giants, the past 16 as the visiting clubhouse manager. The Cleveland, Ohio native has lived in the Bay Area for the last 41 years. Hodgerney was also previously in charge of the visitors locker room for the San Francisco 49ers at Candlestick Park. Harvey and his wife, Penny, have two children and four grandchildren, Ashley and Tyler Jones, and Caitlyn and A.J. Hodgerney. The Hodgerneys reside in San Bruno.



Reggie Younger, Jr.

DIRECTOR OF TRAVEL

Reggie Younger, Jr. enters his eighth year as the club's director of travel. Younger is only the fifth travel coordinator for the Giants since the club moved west in 1958. The San Diego native is responsible for handling the organization's travel and road hotel accommodations during Spring Training and the regular season. He earned his bachelor's degree in broadcasting communications/journalism from Weber State University, where he was a member of the varsity track team. He resides in San Francisco.



The Giants' clubhouse at Pacific Bell Park is named after Mike Murphy, now in his 45th season with the club.

Kurt Ainsworth

RIGHT-HANDED PITCHER

**Birthdate:** September 9, 1978**2002 Opening Day Age:** 23**Birthplace:** Baton Rouge, Louisiana**Resides:** Baton Rouge, Louisiana**Bats:** Right **Throws:** Right **Height:** 6-3 **Weight:** 192**M.L. Service:** 30 days**How Obtained:** Giants' #1 selection (24th overall pick) in June 1999 draft.**Contract Status:** Signed through 2002

CAREER...23-year old right-hander has climbed organizational ladder, from short-season A ball in 1999 to ML debut with SF in Sept. 2001...was named Giants' top prospect following 1999 season by *Baseball America*...has compiled 23-21 record with 3.81 ERA in 65 career minor league games (64 starts)...in 351.2 minor league innings, has allowed just 311 hits and 135 walks while striking out 351...earned Olympic Gold Medal as member of Team USA at 2000 Summer Games in Sydney, going 2-0 with 1.54 ERA (2er, 11.2ip) over 2 starts...became 6th member of 2000 U.S. Olympic Team's 11-man staff to pitch at big league level in 2001, joining SEAs Ryan Franklin, KC's Chris George, HOU's Roy Oswalt, TB's Bobby Seay and MIL's Ben Sheets...was picked as 8th best prospect in Pacific Coast League and 3rd best in Giants' organization by *Baseball America* after 2001 season, 1st year at triple-A level...was tabbed 9th best prospect in Texas League by *Baseball America* after spending 1st full professional campaign at double-A level in 2000...was Giants' 1st pick, 24th overall, in 1999 First Year Player Draft...rebounded from Tommy John surgery in 1997 following his freshman year at Louisiana State University...

2001 SEASON...spent 1st year at triple-A level with Fresno before Sept. call-up to Giants...earned 1st big league call-up just 1 year after helping Team USA to Olympic Gold in 2000 Summer Games in Sydney...made Major League debut Sept. 5 vs. Arizona, firing scoreless 9th inning (2h) and fanning Craig Counsell for 1st big league strikeout...did not fare as well in 2nd outing Sept. 19 vs. Houston, striking out pair before getting touched for 3-run HR by Moises Alou...while at Fresno, compiled 10-9 mark with 5.07 ERA in 27 games (26 starts)...was 9-9 with 5.22 ERA (83er, 143.0ip) as starter while winning lone relief outing...ranked 2nd in PCL and led Grizzlies staff with 157 strikeouts in 149 innings...strikeout total was 2nd best amongst all Giants farmhands, while his 10 wins tied for 5th...was 3-0 with 2.73 ERA in 5 games (4 starts) during August, earning him Fresno Player of Month accolades...owner of "Best Breaking Ball" in PCL according to *Baseball America's* 2001 Tools of the Trade poll...

2002 ROOKIES

Since 1947, there have been only seven unanimous winners of the BBWAA's N.L. Rookie of the Year Award. They include Cincinnati's Frank Robinson (1956), San Francisco's Orlando Cepeda (1958) and Willie McCovey (1959), St. Louis' Vince Coleman (1985), San Diego's Benito Santiago (1987), Los Angeles' Mike Piazza (1993), Raul Mondesi (1994) and Philadelphia's Scott Rolen (1997). The following players on the Giants' 40-man roster are eligible to be 2002 Rookie of the Year:

Kurt Ainsworth

Jeff Andra

Nelson Castro

Felix Diaz

Felix Escalona

Ryan Jensen

Arturo McDowell

Cody Ransom

Deivis Santos

Tony Torcato

Yorvit Torrealba

Jeff Urban

Carlos Valderrama

2000...spent 1st full year as professional at double-A Shreveport, earning Texas League All-Star accolades...posted 10-9 ledger with 3.30 ERA over 28 starts for Captains...finished among league leaders in ERA (5th), strikeouts (130, T-3rd) and innings pitched (158.0, 4th)...win total was tied for 3rd best among Giants farmhands, while he ranked 3rd in strikeouts and 5th in ERA...earned Shreveport Player of Month award twice, garnering honor in April and August...got off to quick start, going 3-0 with 1.27 ERA (4er, 28.1ip) over 5 starts in April...prior to campaign, attended 1st Major League Spring Training as non-roster invitee...**1999**...opened professional career at rookie-league Salem-Keizer...made 10 starts for Volcanoes, going 3-3 with 1.61 ERA and 1 complete game...went 3-1 with 1.51 mark (5er, 29.2ip) in final 5 outings at Salem-Keizer...following end of Northwest League campaign, was elevated to San Jose for Cal League post-season...in 3 playoff starts, went 2-0 with 0.44 ERA (1er, 20.1ip)...struck out 27 and walked 9...

A GIANT IN THE COMMUNITY...visited with teens from Delancey Street's Life Learning Academy, charter school which provides troubled teens with sense of hope...

PERSONAL...graduated from Catholic (Baton Rouge, LA) High School...was named to All-State 1st team in 1996...played in Louisiana All-Star game following senior year...won student-athlete and Catholic High Man of Year awards as senior...attended Louisiana State University (Baton Rouge)...earned 1999 1st-team All-America honors by *Baseball America* after posting 13-6 mark with 3.45 ERA and 157 strikeouts in 130.1 innings...led Tigers to NCAA "Sweet 16" Super Regional round in 1999 after being named Most Outstanding Player in regional held at Baton Rouge...his brother, Kevin, was teammate of former Giant Armando Rios at LSU...married (Angie Collette, Jan. 24, 2000)...

KURT HAROLD AINSWORTH

Year	Club	W-L	ERA	G	GS	CG	SH	SV	IP	H	R	ER	HR	HB	BB	SO	WP	BK
1999	Salem-Keizer	3-3	1.61	10	10	1	0	0	44.2	34	18	8	1	3	18	64	3	0
2000	Shreveport	10-9	3.30	28	28	0	0	0	158.0	138	67	58	12	3	63	130	7	1
2001	Fresno	10-9	5.07	27	26	0	0	0	149.0	139	91	84	22	7	54	157	10	0
	San Francisco	0-0	13.50	2	0	0	0	0	2.0	3	3	3	1	1	2	3	0	0
Minor Totals		23-21	3.84	65	64	1	0	0	351.2	311	176	150	35	13	135	351	20	1
M.L. Totals		0-0	13.50	2	0	0	0	0	2.0	3	3	3	1	1	2	3	0	0

AINSWORTH'S M.L. BATTING

	AVG	G	AB	R	H	2B	3B	HR	RBI	SH	SF	HP	BB	SO	SB	CS	E
2001	---	2	---	---	---	---	---	---	---	---	---	---	---	---	---	---	---
Career	---	2	---	---	---	---	---	---	---	---	---	---	---	---	---	---	---

LAST HOME RUN: None

AINSWORTH VS. 2002 OPPONENTS

	2001						CAREER					
	W-L-S	ERA	G	IP	H	ER	W-L-S	ERA	G	IP	H	ER
vs. Arizona	0-0-0	0.00	1	1.0	2	0	0-0-0	0.00	1	1.0	2	0
Atlanta	---	---	---	---	---	---	---	---	---	---	---	---
Chicago	---	---	---	---	---	---	---	---	---	---	---	---
Cincinnati	---	---	---	---	---	---	---	---	---	---	---	---
Colorado	---	---	---	---	---	---	---	---	---	---	---	---
Florida	---	---	---	---	---	---	---	---	---	---	---	---
Houston	0-0-0	27.00	1	1.0	1	3	0-0-0	27.00	1	1.0	1	3
Los Angeles	---	---	---	---	---	---	---	---	---	---	---	---
Milwaukee	---	---	---	---	---	---	---	---	---	---	---	---
Montreal	---	---	---	---	---	---	---	---	---	---	---	---
New York	---	---	---	---	---	---	---	---	---	---	---	---
Philadelphia	---	---	---	---	---	---	---	---	---	---	---	---
Pittsburgh	---	---	---	---	---	---	---	---	---	---	---	---
St. Louis	---	---	---	---	---	---	---	---	---	---	---	---
San Diego	---	---	---	---	---	---	---	---	---	---	---	---
San Francisco	---	---	---	---	---	---	---	---	---	---	---	---
Baltimore	---	---	---	---	---	---	---	---	---	---	---	---
New York (AL)	---	---	---	---	---	---	---	---	---	---	---	---
Oakland	---	---	---	---	---	---	---	---	---	---	---	---
Tampa Bay	---	---	---	---	---	---	---	---	---	---	---	---
Toronto	---	---	---	---	---	---	---	---	---	---	---	---
Interleague	---	---	---	---	---	---	---	---	---	---	---	---

AINSWORTH'S CAREER IN BALLPARKS

	W-L-S	ERA	G	IP	H	ER		W-L-S	ERA	G	IP	H	ER
at Bank One	---	---	---	---	---	---	at Veterans	---	---	---	---	---	---
Turner	---	---	---	---	---	---	PNC	---	---	---	---	---	---
Wrigley	---	---	---	---	---	---	Busch	---	---	---	---	---	---
Cinergy	---	---	---	---	---	---	Qualcomm	---	---	---	---	---	---
Coors	---	---	---	---	---	---	Pacific Bell	0-0-0	13.50	2	2.0	3	3
Pro Player	---	---	---	---	---	---	Camden	---	---	---	---	---	---
Enron	---	---	---	---	---	---	Yankee	---	---	---	---	---	---
Dodger	---	---	---	---	---	---	Net. Assoc.	---	---	---	---	---	---
Miller	---	---	---	---	---	---	Tropicana	---	---	---	---	---	---
Olympic	---	---	---	---	---	---	SkyDome	---	---	---	---	---	---
Shea	---	---	---	---	---	---							

AINSWORTH BY MONTH

	2001						CAREER						
	W-L-S	ERA	G	IP	H	ER	W-L-S	ERA	G	IP	H	ER	
In March/April	---	---	---	---	---	---	---	---	---	---	---	---	---
May	---	---	---	---	---	---	---	---	---	---	---	---	---
June	---	---	---	---	---	---	---	---	---	---	---	---	---
July	---	---	---	---	---	---	---	---	---	---	---	---	---
August	---	---	---	---	---	---	---	---	---	---	---	---	---
Sept./Oct.	0-0-0	13.50	2	2.0	3	3	0-0-0	13.50	2	2.0	3	3	3
Before ASB	---	---	---	---	---	---	---	---	---	---	---	---	---
After ASB	0-0-0	13.50	2	2.0	3	3	0-0-0	13.50	2	2.0	3	3	3

AINSWORTH'S STATISTICAL BREAKDOWN

	2001						CAREER					
	W-L-S	ERA	G	IP	H	ER	W-L-S	ERA	G	IP	H	ER
Season	0-0-0	13.50	2	2.0	3	3	0-0-0	13.50	2	3.0	3	3
Home	0-0-0	13.50	2	2.0	3	3	0-0-0	13.50	2	3.0	3	3
Road	---	---	---	---	---	---	---	---	---	---	---	---
Day	---	---	---	---	---	---	---	---	---	---	---	---
Night	0-0-0	13.50	2	2.0	3	3	0-0-0	13.50	2	2.0	3	3
Starter	---	---	---	---	---	---	---	---	---	---	---	---
Reliever	0-0-0	13.50	2	2.0	3	3	0-0-0	13.50	2	2.0	3	3

AINSWORTH'S CAREER FIELDING

Position	PCT.	G	PO	A	E	TC	DP	PB
Pitcher	---	2	0	0	0	0	0	---

CAREER TRANSACTIONS

- Selected by San Francisco in 1st round (24th overall pick) of June 1999 draft. Signed by Tom Korenek.

CAREER HIGHS

- Low-Hit Game:** No complete games
- Innings Pitched - Starter:** No starts
- Reliever:** 1.0 (twice), last: Sept. 19, 2001 vs. Houston
- Most Strikeouts:** 2, Sept. 19, 2001 vs. Houston
- Winning Streak:** No career wins
- Losing Streak:** No career losses

Luke Anderson

RIGHT-HANDED PITCHER

Birthdate: April 9, 1978

2002 Opening Day Age: 23

Birthplace: Gardnerville, Nevada

Resides: Las Vegas, Nevada

Bats: Right **Throws:** Right **Height:** 6-5 **Weight:** 210

M.L. Service: None

How Obtained: Giants #18 selection in June 2000 draft.

Contract Status: Non-roster invitee

CAREER...24-year old right-hander makes 1st appearance in big league camp following 2 seasons in organization, coming to Spring Training as non-roster invitee...hard-throwing reliever earned Rolands Relief Man Award for California League following 2001 season...owns 3-2 mark with 42 saves and 2.23 ERA in 84 minor league relief outings...boasts phenomenal 6-to-1 strikeout-to-walk ratio, having fanned 131 while walking just 23 in 97.0 innings...averages 12.15 strikeouts-per 9.0 innings...

2001 SEASON...was named Rolands Relief Man Award winner for California League following dominant campaign as closer for single-A San Jose...posted 2-2 mark with league-best 30 saves and 2.59 ERA (19er, 66.0ip) in 59 appearances, 2nd most in league...struck out 76 while walking just 13 in 66.0 innings...claimed spot on Cal League post-season All-Star squad...earned organizational Player of Month honors for July after going 2-0 with 7 saves and 1.93 ERA (3er, 14.0ip) in 13 games...garnered Howe Sportsdata Pitcher of Week accolades for July 16-22...pitched in 1 post-season contest for Cal League champs, working 1.0 frame and striking out side...

2000...made professional debut with short-A Salem-Keizer...logged 1-0 ledger with league-leading 12 saves and 1.45 ERA (5er, 31.0ip) in 25 outings...allowed just 30 baserunners (19h, 10bb, 1hp) in 31.0 innings...struck out 55 batters, averaging 15.97 punchouts per 9.0 innings...was named Salem-Keizer Player of Month for July...

PERSONAL...graduated from Green Valley (Henderson, NV) High School...attended UNLV...single...

LUKE ANDERSON

Year	Club	W-L	ERA	G	GS	CG	SH	SV	IP	H	R	ER	HR	HB	BB	SO	WP	BK
2000	Salem-Keizer	1-0	1.45	25	0	0	0	12	31.0	19	5	5	1	1	10	55	3	0
2001	San Jose	2-2	2.59	59	0	0	0	30	66.0	56	22	19	4	1	13	76	4	0
Minor Totals		3-2	2.23	84	0	0	0	42	97.0	75	27	24	5	2	23	131	7	0

CAREER TRANSACTIONS

- Selected by San Francisco in 18th round of June 2000 draft. Signed by Doug Mapson.

Rich Aurilia

SHORTSTOP



Pronunciation: (uh-REEL-yuh)

Birthdate: September 2, 1971

2002 Opening Day Age: 30

Birthplace: Brooklyn, New York

Resides: Phoenix, Arizona

Bats: Right **Throws:** Right **Height:** 6-1 **Weight:** 189

M.L. Service: 6 years, 27 days

How Obtained: Acquired from Texas with Desi Wilson (IF) in exchange for John Burkett (RHP), December 24, 1994.

Contract Status: Signed through 2003 (signed 3-year deal prior to 2001 season)

CAREER...All-Star has emerged as premier offensive shortstop in National League, leading circuit in homers and RBI among shortstops each of last 3 years...is 1st NL shortstop to lead in both categories for 3-consecutive years since CIN's Dave Concepcion accomplished feat from 1978-81...also became only 3rd SF Giant to register 200 hits in season with 206 in 2001, joining Willie Mays (208, 1958) and Bobby Bonds (200, 1970)...was also just 14th player in franchise history to accomplish feat, marking 23rd time it's occurred overall for Giants...is only Giants shortstop to have 3 different 20-homer seasons (only Alvin Dark had multi 20-HR campaigns—23 in 1953 and 20 in '54)...became just 3rd shortstop in NL history to hit 30 homers in campaign in 2001, joining CHI's Ernie Banks (5 times, 47 in 1958, 45 in '59, 44 in '55, 43 in '57 and 41 in '60) and CIN's Barry Larkin (32 in 1996)...officially had 36 clouts as SS in 2001 (1 as PH), surpassing most by NL SS since Banks in '60)...shattered franchise HR mark for shortstops in 2001, surpassing Alvin Dark's 1953 total of 23...also bested his own SF RBI standard for shortstops with 96 in 2001, surpassing 79 in 2000...franchise mark (NY and SF) for RBI by shortstop is still 101 (Travis Jackson, 1934)...has teamed with Jeff Kent to become 1st-ever middle infield combo in ML history to both hit 20-or-more clouts in same season 3-consecutive years...Boston's Bobby Doerr and Vern Stephens were only 2B/SS duo to have 20 clouts in same season twice, but not in consecutive years (1948 and '50)...has been in Opening Day lineup for 4 straight years, becoming 1st player to open season at shortstop for Giants in 4 consecutive seasons since Royce Clayton accomplished feat from 1992-95...prior to his start in '98, Clayton (1995), Shawn Dunston ('96) and Jose Vizcaino ('97) had been SF's Opening Day shortstop previous 3 seasons...slugged MLB's historic 1st interleague grand slam June 14, 1997 at Anaheim, driving 2nd-inning blast off former teammate and Brooklyn parochial school rival Allen Watson...but used that evening was subsequently sent to Cooperstown for display at Baseball Hall of Fame...

2001 SEASON...continued his ascent to top offensive shortstop in senior circuit with finest campaign to date...was elected by fans to start for National League in 2001 Mid-Summer Classic...marked 1st appearance on squad and 1st time SF shortstop had made team since Chris Speier in 1974...Speier is only other SF shortstop to start All-Star Game (in 1973)...led NL in hits (206, 4 more than COL's Juan Pierre)...became 1st Giant to pace NL in hits since Brett Butler in 1990 (192)...established career standards in hits, 2Bs (37), HRs (37) and RBI (97)...hit safely in 118 of 146 starts (80.8%), including team-high 61 multi-hit contests (tied for 3rd most in NL behind AZ's Luis Gonzalez, 64)...also finished among league leaders in total bases (6th, 364), home batting avg. (5th, .351), day batting avg. (3rd, .356) and avg. vs. RHP (9th, .325)...led NL shortstops in HRs with 36 at position, 12 more than MIL's Jose Hernandez (24)...also paced senior circuit SSs with 96 RBI (MON's Orlando

30-HR Seasons by N.L. Shortstops

Player, Club	HRs	Year
Ernie Banks, CHI	47	1958
Ernie Banks, CHI	45	1959
Ernie Banks, CHI	44	1955
Ernie Banks, CHI	43	1957
Ernie Banks, CHI	41	1960
Rich Aurilia, SF	37	2001
Barry Larkin, CIN	32	1996

Giants 200-Hit Seasons

Player	Hits	Year
Fred Lindstrom	231	1928
Bill Terry	226	1929
Bill Terry	225	1932
Frankie Frisch	223	1923
Mike Donlin	216	1905
Bill Terry	213	1931
Don Mueller	212	1954
Frankie Frisch	211	1921
Dave Bancroft	209	1922
Willie Mays	208	1958
Rich Aurilia	206	2001
Jo-Jo Moore	205	1936
Rogers Hornsby	205	1927
Irish Muesel	204	1922
Ross Youngs	204	1920
Bill Terry	203	1935
Hank Lieber	203	1935
Jo-Jo Moore	201	1935
Ross Youngs	200	1923
Bobby Bonds	200	1970

10oz)...went 49-for-159 (.308) with 33 runs scored, 9 2Bs, 3B, 12 HRs and 25 RBI in 36 games following his son's birth...surpassed 30-homer plateau with pair of clouts Sept. 4 vs. Arizona (#s 30 and 31), solo shot in 5th inning (off Bobby Witt) to give SF 2-1 lead and 2-run game-winning blast in 7th inning (off Miguel Batista) to give SF 4-2 lead in eventual 5-2 triumph...2-homer game Sept. 4 was his 2nd of year (also July 28 at AZ) and 4th of career...

2000...led NL shortstops in HRs (20) and RBI (79), finishing ahead of STIs Edgar Renteria (16 HRs, 76 RBI)...hammered 20th clout Sept. 30 in Arizona, game-winning 2-run blast in 6th inning (off Brian Anderson) which snapped 2-2 tie...had season-high 11-game hitting streak Sept. 1-12, in which he went 12-for-43 (.279) with 5 HRs and 12 RBI...raised avg. 24 points after June (from .247 at end of June to season-ending .271)...in last 77 games (beginning July 1), went 83-for-272 (.305) with 14 HRs and 49 RBI, while hitting safely in 58 contests (75.3%)...played equally well with glove, as .967 fielding percentage (21 errors, 642 total chances) ranked 6th in NL...played in his 500th career game July 5 vs. Colorado, going 2-for-3 with HR and 2 RBI in contest...started all 4 of Giants' NLDS contests vs. New York, hitting .133 (2-for-15) with 2B...**1999**...led all National League shortstops with 22 home runs (4 more than ATIs Jose Hernandez), while ranking 5th in Majors (SEAs Alex Rodriguez led with 42)...was also tops among NL shortstops in RBI with 78 (3 ahead of CIN's Barry Larkin)...finished season with 80 RBI total, collecting 78 as shortstop and 2 as pinch hitter in final game, Oct. 2 at Colorado...by collecting 80th RBI Oct. 2, became final member of Giants' 1st 80-RBI quintet in franchise history (both NY and SF)...other members of record-setting group included Jeff Kent (101), J.T. Snow (98), Ellis Burks (96) and Barry Bonds (83)...slugged 20th home run Sept. 17 in San Diego, giving Giants 5 players with 20 clouts on year for only 3rd time in franchise history (also in 1953 and '63)...joined Bonds (34), Burks (31), Snow (24) and Kent (23) in 20-homer quintet...collected career-high 5 RBI June 16 in Colorado, when he went 3-for-4 with run, 2B and 2 walks...equaled his career best for hits July 7 in San Diego for 5th time, going 4-for-4...committed 28 errors, most among ML shortstops (1 more than FLAs Alex Gonzalez)...**1998**...established himself as front-line Major League shortstop, starting 106 games...ranked 3rd among N.L. shortstops in fielding percentage, posting .979 mark (+76 total chances, 10 errors) in 119 games overall...also ranked 5th in RBI with 49 (22 behind Barry Larkin's 71), while his .266 average was good for 6th place tie (Larkin led at .309) among shortstops...had career-best day in Atlanta May 3, equaling highs in hits (4) while posting 1st multi-HR contest of career with 4 RBI...homered off Tom Glavine and Brian Edmondson to finish 4-for-5 with 3 runs, 2 HRs and 4 RBI...missed action July 4-19 due to strained groin muscle,

Cabrera also had 96)...finished 4th among NL shortstops with .975 fielding pct (686 total chances, 17 errors)...committed just 9 errors in his last 123 games at SS, after opening year with 8 miscues in 1st 26 games in field...started campaign with bang, going 3-for-4 with 2B on Opening Day vs. San Diego...posted career-high 13-game hitting streak April 2-19, hitting at .404 clip (21-for-52) with 3 HRs and 6 RBI...hammered 1st homer April 8 at Los Angeles, 2-run blast in 7th inning (off Jose Nunez) to give SF 8-1 lead...had consecutive 4-hit contests (matching career-high) April 25-26 vs. Cincinnati, going 4-for-5 with 2B and run scored each game...finished 1B short of cycle at Philadelphia May 6, going 3-for-5 with 3 runs, 2B, 3B, HR (off Omar Daal) and 2 RBI...slugged 1st career pinch-hit HR May 27 vs. Colorado, connecting for solo shot off Denny Neagle in 7th inning to give SF 5-3 lead in eventual 5-4 victory...matched career high with 4 hits and 5 RBI in 8-4 victory over Philadelphia Aug. 5...returned to team Aug. 19, as wife, Raquel, gave birth to couple's 1st child, Chaz, at 9:10 pm Aug. 18 (6lbs,

marking 2nd stint on Disabled List in his career (also at end of 1996 season with back injury)...**1997**...served as reserve shortstop for Giants, appearing with club entire season except 10-day period July 17-26...began season on Opening Day roster, marking 1st time in 6-year professional career...made 22 starts with SF (all at SS), going 18-for-77 (.234) with 3 HRs and 11 RBI...was sent to triple-A Phoenix when Bill Mueller was activated from DL and club retained 12 pitchers...his 5 HRs with SF came in 27 at-bat period from May 18-July 27...collected 1st pinch-hit of career June 9 vs. Florida, driving double in 9th off Dennis Cook...was 4-for-9 with 3 RBI as pinch hitter...finished season 16-for-55 (.291) with 6 2Bs, HR, 7 RBI and walk in 24 contests (10 starts) after being recalled July 27 from triple-A Phoenix...hit .294 (10-for-34) with 2 2Bs, HR and 5 RBI in 8 games with Firebirds...was on Giants' post season roster for Division Series vs.

Florida, but did not make appearance in 3-game sweep by Marlins...played in Puerto Rican Winter League after playoffs, finishing with .246 average (32-for-130) with 2 HRs and 14 RBI in 32 games for San Juan...**1996**...spent almost full season with Giants after starting year at Phoenix...saw extensive playing time at shortstop due to Shawn Dunston's injuries...appeared in 93 games at SS, making 71 starts...also played in 11 games at 2B with 9 starts...was recalled from Phoenix April 13, taking roster spot of disabled Robby Thompson...at time of recall, ranked 5th in PCL with .433 average (13-for-30), 1st in doubles with 7 and 5th in runs scored with 9...had 12-game hitting streak with SF from April 26-May 10, going 15-for-46 (.326)...offensive and defensive play during streak earned him permanent spot on big league roster even with Dunston coming off DL May 13...made 1st Major League appearance at 2B May 31 at Montreal as late inning replacement...made 1st start there 4 nights later June 4 at Cincinnati...had his season ended prematurely when he was placed on 60-day Disabled List Sept. 24 with stress fracture of lower back...**1995**...rose through ranks in 1st year with Giants' organization, seeing action at 3 different levels...started year at double-A Shreveport before rising to Phoenix and capping season with 1st call-up to majors...had his contract purchased from Phoenix Sept. 5...made ML debut as defensive replacement at SS Sept. 6 vs. Montreal...grounded into DP in 1st ML at-bat off Mark Petkovsek Sept. 11 at St. Louis...started final 4 games of season at Colorado and went 9-for-15 (.600) with 2 HRs and 4 RBI...drew 1st big league start Sept. 28 at Colorado (at SS) and made it night of firsts, with his 1st ML hit (a single in 2nd off Bryan Rekar), his 1st RBI (double in 6th) and 1st HR (off Lance Painter in 9th)...finished with 4-for-5, 1-HR, 2-RBI showing...drilled 2nd HR 2 days later, solo shot off Bill Swift in SF's 9-3 defeat at Colorado...prior to recall, had split time between Phoenix and Shreveport...finished with .278 average, 5 home runs, 1 stolen base and 34 RBI in 71 games (all at shortstop) with Phoenix...327 with 4 HRs, 10 SBs and 42 RBI in 64 contests (all at SS) for Shreveport...named starting SS on Texas League Mid-Season All-Star team with Shreveport...following season, spent 3rd winter in the Arizona Fall League playing for Scottsdale Scorpions...**1994**...completed 1st year at double-A level, spending campaign with Rangers' Texas League affiliate at Tulsa...prior to season, was tabbed as #10 prospect in Texas organization by *Baseball America*...posted career high in home runs, drilling 12...hit .234 but drove in 57 runs in club-high 129 contests...appeared in 128 games at shortstop, where he posted .962 fielding mark...completed his 2nd winter in Arizona Fall League, hitting .250 with 13 RBI for Tucson Javelinas...**1993**...was starting shortstop on Florida State champion Charlotte club...set team record with a .309 batting average and was named to FSL All-Star team...also swiped career-best 15 bases...was named Howe SportsData FSL Player of Week from July 26 - Aug. 1...**1992**...opened professional career with Butte of Pioneer League...hit at .337 clip, which would have paced club if he had more at-bats...

Giants 20-Homer Quintets

Year	Players	HR
1953	Bobby Thomson	26
	Hank Thompson	24
	Alvin Dark	23
	Monte Irvin	21
	Daryl Spencer	20
1963	Willie McCovey	44
	Willie Mays	38
	Orlando Cepeda	34
	Ed Bailey	21
	Felipe Alou	20
1999	Barry Bonds	34
	Ellis Burks	31
	J.T. Snow	24
	Jeff Kent	23
	Rich Aurilia	22

A GIANT IN THE COMMUNITY...has adopted Greater Bay Area Make-A-Wish Foundation as his charity, hosting guests at ballpark...spoke to 25 finalists from Giants' 1st-ever youth art contest

in 2001...also participated in Giants wives' post-game auction and clinic to raise money for Jr. Giants and Comfort for Kids, which provides specialized medical care to children throughout Bay Area who are facing life-threatening illness...taped public service announcements for Earth Day, asking fans to get involved in one-day clean-up...has also starred in public service announcement for Pets In Need, animal shelter that is beneficiary of B.A.R.K. (Baseball Acquatic Retrieval Korps)...participated in MLB's Breaking Barrier's Program, promoting 9 values of Jackie Robinson, by visiting San Francisco classroom with Sharon Robinson...participates in Giants' Care-A-Van...supports San Francisco's middle and high school programs while serving as one of SF's Celebrity Waiters...also assists with Giants' Kids and Rewards Clubs activities...

PERSONAL...graduated from Xaverian (Brooklyn, NY) High School in 1989...was inducted into school's Hall of Fame in 1999...attended St. John's University, earning All-Big East honors in 1992...majored in finance...had his little league number retired (#22) by Our Lady of Grace League of Brooklyn in 2000...hobbies include golf and movies...married (Raquel Garcia, Jan. 18, 1997)...his wife finished 1999 New York Marathon and raised over \$11,000 for Make-A-Wish Foundation...son (Chaz Aiden, Aug. 18, 2001)...

Giants 80-RBI Quartets

Year	Players	RBI	Year	Players	RBI
1999*	Jeff Kent	101	1930	Bill Terry	129
	J.T. Snow	98		Mel Ott	119
	Ellis Burks	96		Fred Lindstrom	106
	Barry Bonds	83		Travis Jackson	82
	Rich Aurilia	80	1929	Mel Ott	151
*Only 80-RBI quintet in franchise history		Bill Terry		117	
1970	Willie McCovey	126		Fred Lindstrom	91
	Dick Dietz	107	Travis Jackson	90	
	Ken Henderson	88	1927	Rogers Hornsby	125
	Willie Mays	83		Bill Terry	121
1947	Johnny Mize	138		Travis Jackson	98
	Walker Cooper	122	George Harper	87	
	Willard Marshall	107	1923	Irish Meusel	125
	Bobby Thomson	85		Frankie Frisch	111
		George Kelly		103	
		Ross Younger		87	

RICHARD SANTO AURILIA

Year	Club	AVG	G	AB	R	H	2B	3B	HR	RBI	SH	SF	HP	BB	SO	SB	CS	E
1992	Butte	.337	59	202	37	68	11	3	3	30	5	2	0	42	18	12	9	14
1993	Charlotte	.309	122	440	80	136	16	5	5	56	9	7	3	75	57	15	18	24
1994	Tulsa	.234	129	458	67	107	18	6	12	57	8	5	4	53	74	10	13	24
1995	Shreveport	.327	64	226	29	74	17	1	4	42	5	2	1	27	26	10	3	14
	Phoenix	.279	71	258	42	72	12	0	5	34	0	3	0	35	29	2	2	9
1996	San Francisco	.474	9	19	4	9	3	0	2	4	1	1	0	1	2	1	0	0
	Phoenix	.433	7	30	9	13	7	0	0	4	0	0	0	2	3	1	1	1
1997	San Francisco	.239	105	318	27	76	7	1	3	26	6	2	1	25	52	4	1	10
	Phoenix	.275	46	102	16	28	8	0	5	19	1	2	0	8	15	1	1	3
1998	San Francisco	.266	122	413	54	110	27	2	9	49	5	2	2	31	62	3	3	10
	Phoenix	.281	152	558	68	157	23	1	22	80	3	5	5	43	71	2	3	28
2000	San Francisco	.271	141	509	67	138	24	2	20	79	4	4	0	54	90	1	2	21
2001	San Francisco	.324	156	636	114	206	37	5	37	97	3	3	0	47	83	1	3	17
Minor Totals		.291	460	1648	273	480	83	15	30	228	27	19	8	239	207	52	47	86
M.L. Totals		.283	371	2555	350	724	129	11	98	354	23	19	8	209	375	13	13	89

ALL-STAR GAME RECORD

Year	Club, Site	AVG	G	AB	R	H	2B	3B	HR	RBI	SH	SF	HP	BB	SO	SB	CS	E
2001	NL, Seattle	.000	1	2	0	0	0	0	0	0	0	0	0	0	0	0	0	0

DIVISION SERIES RECORD

Year	Club	AVG	G	AB	R	H	2B	3B	HR	RBI	SH	SF	HP	BB	SO	SB	CS	E
1997	SF vs. FLA																	
— Did Not Play —																		
2000	SF vs. NY	.133	4	15	0	2	1	0	0	0	0	0	0	0	3	0	0	1
LDS Totals		.133	4	15	0	2	1	0	0	0	0	0	0	0	3	0	0	1

AURILIA VS. 2002 OPPONENTS

	2001					CAREER				
	AVG	AB	H	HR	RBI	AVG	AB	H	HR	RBI
vs. Arizona	.354	79	28	9	19	.326	193	63	16	42
Atlanta	.300	20	6	0	1	.272	136	37	4	15
Chicago	.200	20	4	1	5	.203	153	31	6	22
Cincinnati	.393	28	11	0	3	.275	160	44	2	20
Colorado	.212	66	14	4	7	.281	203	57	12	40
Florida	.389	18	7	1	3	.257	136	35	5	16
Houston	.333	27	9	0	2	.254	122	31	2	11
Los Angeles	.385	78	30	4	16	.327	202	66	8	32
Milwaukee	.290	31	9	1	2	.324	108	35	2	13
Montreal	.333	21	7	1	1	.218	124	27	3	10
New York	.433	30	13	4	8	.271	140	38	5	23
Philadelphia	.478	23	11	4	10	.312	125	39	7	20
Pittsburgh	.192	26	5	0	0	.252	147	37	3	17
St. Louis	.240	25	6	0	3	.276	170	47	1	17
San Diego	.383	81	31	4	8	.342	234	80	9	28
San Francisco	—	—	—	—	—	—	—	—	—	—
Baltimore	—	—	—	—	—	—	—	—	—	—
New York (AL)	—	—	—	—	—	—	—	—	—	—
Oakland	.174	23	4	0	1	.250	68	17	3	6
Tampa Bay	—	—	—	—	—	—	—	—	—	—
Toronto	—	—	—	—	—	—	—	—	—	—
Interleague	.238	63	15	4	9	.282	202	57	13	28

AURILIA'S CAREER IN BALLPARKS

	AVG	AB	H	HR	RBI		AVG	AB	H	HR	RBI
at Bank One	.343	105	36	11	29	at Veterans	.294	68	20	2	9
Turner	.275	69	19	2	6	PNC	.286	14	4	0	0
Wrigley	.202	84	17	3	13	Busch	.274	95	26	1	15
Cinergy	.227	75	17	1	10	Qualcomm	.355	107	38	4	12
Coors	.336	110	37	9	28	Pacific Bell	.322	559	180	27	79
Pro Player	.203	69	14	4	11	Camden	—	—	—	—	—
Enron	.257	35	9	0	4	Yankee	—	—	—	—	—
Dodger	.330	91	30	3	16	Net. Assoc.	.219	32	7	1	3
Miller	.500	8	4	1	1	Tropicana	—	—	—	—	—
Olympic	.245	49	12	3	5	SkyDome	—	—	—	—	—
Shea	.264	72	19	2	12						

AURILIA BY MONTH

	2001					CAREER				
	AVG	AB	H	HR	RBI	AVG	AB	H	HR	RBI
In March/April	.390	82	32	3	7	.296	345	102	10	39
May	.355	110	39	5	10	.294	419	123	18	59
June	.321	109	35	4	16	.289	409	118	15	59
July	.308	117	36	9	24	.299	394	118	20	60
August	.294	102	30	8	24	.253	495	125	14	66
Sept./Oct.	.293	116	34	8	16	.280	493	138	21	71
Before ASB	.356	337	120	12	38	.300	1284	385	47	177
After ASB	.288	299	86	25	59	.267	1271	339	51	177

AURILIA'S STATISTICAL BREAKDOWN

	2001					CAREER				
	AVG	AB	H	HR	RBI	AVG	AB	H	HR	RBI
Home	.351	305	107	15	46	.287	1266	363	43	149
Road	.299	331	99	22	51	.280	1289	361	55	205
Day	.356	205	73	14	34	.297	1021	303	38	152
Night	.309	431	133	23	63	.274	1534	421	60	202
Grass	.322	614	198	34	93	.289	2269	655	89	320
Turf	.364	22	8	3	4	.241	286	69	9	34
vs. LHP	.322	143	46	12	26	.288	632	182	33	100
vs. RHP	.325	493	160	25	71	.282	1923	542	65	254
RISP	.263	137	36	6	37	.277	643	178	18	234
Bases Loaded	.143	7	1	0	3	.276	76	21	1	52
as Pinch Hitter	.222	9	2	1	1	.389	27	9	1	7
as DH	—	—	—	—	—	—	—	—	—	—

AURILIA'S CAREER FIELDING

Position	PCT.	G	PO	A	E	TC	DP	PB
Second Base	1.000	11	16	18	0	34	8	—
Shortstop	.970	694	1017	1885	89	2991	453	—

CAREER TRANSACTIONS

- Selected by Texas in 24th round of June 1992 draft.
- Acquired from Texas with Desi Wilson (IF) in exchange for John Burkett (RHP), December 24, 1994.
- Placed on 60-day Disabled List Sept. 24, 1996—end of season with stress fracture lower back.
- Placed on Disabled List July 10-19, 1998 with strained left groin.

CAREER HIGHS

- **Most Hits:** 4 (16 times), last: Aug. 5, 2001 vs. Philadelphia
- **Most RBI:** 5 (3 times), last: Aug. 5, 2001 vs. Philadelphia
- **Most Home Runs:** 2 (4 times), last: Sept. 4, 2001 at Arizona
- **Career Grand Slams:** 1, June 14, 1997 at Anaheim (off Allen Watson)
- **Longest Hitting Streak:** 13 games (3 times), last: June 26-July 12, 2001

Manny Aybar

RIGHT-HANDED PITCHER



Aybar

Birthdate: May 4, 1972

2002 Opening Day Age: 29

Birthplace: Bani, Dominican Republic

Resides: Tampa, Florida

Bats: Right **Throws:** Right **Height:** 6-1 **Weight:** 177

M.L. Service: 3 years, 66 days

How Obtained: Signed as free agent, February 5, 2002.

Contract Status: Signed through 2002

CAREER...27-year old right-hander inked free agent deal with Giants Feb. 5, 2002, bringing 16-18 lifetime mark with 3 saves and 5.14 ERA to San Francisco...5-year Major League veteran has worked in 168 big league games, including 28 starts...had opening assignments in 26 of 1st 32 ML outings, but has been used in relief role in 134 of last 136 appearances...has been more successful as reliever, fashioning 8-7 mark with 3 saves and 4.80 ERA (108er, 202.1ip) in 140 outings...is 8-11 with 5.61 ERA (91er, 146.0ip) in 28 starts...originally signed as non-drafted free agent by St. Louis, has pitched in big leagues for Cardinals (1997-99), Colorado (2000), Cincinnati (2000), Florida (2000) and Chicago Cubs (2001)...

2001 SEASON...split campaign between Chicago Cubs and Tampa Bay Devil Rays organizations...opened season with Cubs, logging 2-1 record with 6.35 ERA (16er, 22.2ip) in 17 games (1 start)...enjoyed solid April, earning all 3 decisions while forging 2.31 ERA (3er, 11.2ip) in 8 contests...made emergency start for injured Kevin Tapani at San Francisco April 29 and was winning pitcher in 11-2 Cubs victory...allowed 1 run in 5.0 innings vs. Giants (2h,1bb,4so), yielding solo HR to Barry Bonds...over next 9 outings, allowed 20 hits and 13 runs over 11.0 innings (10.64 ERA) and was demoted to triple-A Iowa in June...pitched in 8 games (7 starts) at Iowa, posting 1-2 record with 5.02 ERA (24er, 43.0ip)...only victory came via complete-game shutout...was dealt to Tampa Bay in exchange for Fred McGriff July 27 and spent remainder of year with Devil Rays' triple-A affiliate Durham...went 1-3 with 5.68 ERA (20er, 31.2ip) in 11 outings (3 starts) for Bulls...

2000...split season between 3 organizations, seeing action for Colorado, Cincinnati and Florida...opened campaign with Rockies, appearing in 1 game before being traded to Cincinnati April 7 in exchange for LHP Gabe White...appeared in 32 games with Reds, going 1-1 with 4.83 ERA (27er, 50.1ip)...came to Marlins in July 26 trade for RHP Jorge Cordova...posted 1-0 ledger with 2.63 ERA (8er, 27.1ip) in 21 appearances for Florida...despite 3 different addresses on season, still finished 11th among NL relievers with 79.1 innings...was 2nd among NL relief hurlers with 52.0 innings before going on Disabled List July 2 with strained right groin suffered while running bases July 1 at Arizona...worked in 3 rehab games at triple-A Louisville...**1999**...worked out of bullpen in 1st full season in majors and last with St. Louis...established career highs in games (65), innings (97.0) and strikeouts (74)...led Cardinals bullpen with 93.1 innings, tying for 5th in NL...worked 69.0% of his innings (67.1 of 97.0 total) over 1st half and compiled 3.34 ERA in 36 games before All-Star Break...posted longest career relief outing May 4 at Atlanta, tossing 6.0-shutout innings for victory...earned 1st professional save May 21 at Los Angeles, working 2.0 innings...threw only 29.2 innings after All-Star Break, recording 10.31 ERA (34er)...made only start of season, in emergency role, May 9 vs. Pittsburgh and allowed 9 earned runs in 3.2 innings...**1998**...began season with St. Louis and made 4 trips between big club and triple-A Memphis...opened season as Cardinals' 3rd starter and allowed 7 runs in season debut vs. San Diego...was optioned to Memphis April 28 and recalled May 16...was returned to Memphis July 10...was recalled by St. Louis Aug. 21 to start 2nd game of double-header at New York, suffering 1-0 defeat...was shipped back to Memphis Aug. 22, before finally returning Sept. 8...earned 6th win as emergency starter for Kent Mercker Sept. 20 at Milwaukee...earned victory after throwing 5.1 innings and clubbing 1st Major League home run (off Scott Karol)...made 6 relief outings, posting 1-0 ledger with 3.75 ERA (12.0ip) and holding opponents to .186 avg...registered 2.74 ERA after All-Star Break compared to 7.25 mark over season's 1st half...

after being optioned to Memphis April 28, embarked on 10-game winning streak which tied for longest in baseball that season...**1997**...spent majority of season with triple-A Louisville, where he was 6th in American Association with 3.48 ERA and 5th with 114 strikeouts...was recalled by St. Louis Aug. 4 due to injuries to Cardinals pitching staff and made Major League debut that night at New York...worked 5.1 innings and struck out 4 in rain-shortened 4-2 loss to Mets...faced Pedro Martinez in 2nd career start and threw 8.0 frames in 2-1 loss to Expos Aug. 25...posted 2.67 ERA, despite 0-3 record, over 1st 4 ML starts...was optioned back to Louisville Aug. 31 and recalled for remainder of season Sept. 2...posted 1st ML win Sept. 3 vs. Chicago White Sox, working 6.0 innings...also had 1st 2 Major League hits and 1st RBI in that contest...**1996**...split season between double-A Arkansas and Louisville...overall 3.09 ERA finished 6th in Cardinals' minor league system, while his 3.05 mark at Arkansas finished 2nd in Texas League...won his last 5 double-A decisions over his final 7 starts with 2.00 ERA (10er, 45.0ip)...made transition to Louisville and won final 2 starts of year for Redbirds...**1995**...finished among Cardinals farmhand leaders in innings (2nd, 161.0ip), strikeouts (2nd, 142) and ERA (7th, 3.13)...worked for both single-A Savannah of South Atlantic League and St. Petersburg of Florida State League...led all SAL starters by holding opponents to .199 batting avg...**1994**...finished 3rd in Arizona Summer League with 79 strikeouts...**1993**...made transition to pitcher from infielder for Estadio Quisqueya of Dominican Summer League...went 4-4 with 3.15 ERA and 66 strikeouts in 71.1 innings...**1992**...played primarily as infielder and hit .203 with HR and 11 RBI in 55 games...also pitched 1 game and got win...

PERSONAL...married (Doris)...2 children (Tanisha and Doriernina)...

MANUEL ANTONIO AYBAR

Year	Club	W-L	ERA	G	GS	CG	SH	SV	IP	H	R	ER	HR	HB	BB	SO	WP	BK
1992	E. Quisqueya	1-0	0.00	1	0	0	0	0	3.0	1	0	0	0	0	3	1	0	0
1993	E. Quisqueya	4-4	3.15	13	11	1	0	0	71.1	54	33	25	1	3	33	64	4	0
1994	Chandler	6-1	2.12	13	13	1	0	0	72.1	69	25	17	0	4	9	79	4	3
1995	Savannah	3-8	3.04	18	18	2	1	0	112.2	82	46	38	8	2	36	99	8	1
	St. Petersburg	2-5	3.35	9	9	0	0	0	48.1	42	27	18	4	1	16	43	7	1
1996	Arkansas	8-6	3.05	20	20	0	0	0	121.0	120	53	41	10	0	34	83	3	3
	Louisville	2-2	3.23	5	5	0	0	0	30.2	26	12	11	1	0	7	25	3	2
1997	Louisville	5-8	3.48	22	22	3	2	0	137.0	131	60	53	10	4	45	114	7	3
	St. Louis	2-4	4.24	12	12	0	0	0	68.0	66	33	32	8	4	29	41	1	1
1998	St. Louis	6-6	5.98	20	14	0	0	0	81.1	90	58	54	6	2	42	57	2	0
	Memphis	10-0	2.60	13	13	0	0	0	83.0	62	24	24	7	3	17	63	1	4
1999	St. Louis	4-5	5.47	65	1	0	0	3	97.0	104	67	59	13	4	36	74	1	2
2000	Colorado	0-1	16.20	1	0	0	0	0	1.2	5	3	3	1	0	0	0	0	0
	Cincinnati	1-1	4.83	32	0	0	0	0	50.1	51	31	27	7	2	22	31	7	1
	Louisville	0-2	13.50	3	2	0	0	0	6.2	10	10	10	0	0	10	1	1	1
	Florida	1-0	2.63	21	0	0	0	0	27.1	18	8	8	3	0	13	14	0	0
2001	Chicago (NL)	2-1	6.35	17	1	0	0	0	22.2	28	19	16	5	2	17	16	2	0
	Iowa	1-2	5.02	8	7	1	1	0	43.0	42	26	24	8	1	16	32	2	0
	Durham	1-3	5.68	11	3	0	0	0	31.2	40	25	20	5	0	9	29	1	2
Minor Totals		43-41	3.32	136	123	8	4	0	760.2	679	341	281	54	18	235	635	41	20
M.L. Totals		16-18	5.14	168	28	0	0	3	348.1	362	219	199	43	14	159	233	13	4

Year	Club	AVG	G	AB	R	H	2B	3B	HR	RBI	SH	SF	HP	BB	SO	SB	CS	E
1992	E. Quisqueya	.203	55	153	18	31	5	0	1	11	0	0	3	10	27	2	5	—

AYBAR'S M.L. BATTING

		AVG	G	AB	R	H	2B	3B	HR	RBI	SH	SF	HP	BB	SO	SB	CS	E
—	2001	1.000	17	3	1	3	0	0	0	0	1	0	0	0	0	0	0	1
—	Career	.188	148	69	6	13	0	0	1	5	4	0	0	2	28	0	0	3

LAST HOME RUN: Sept. 20, 1998 at Milwaukee (off Scott Kar)]

AYBAR VS. 2002 OPPONENTS

	2001						CAREER					
	W-L-S	ERA	G	IP	H	ER	W-L-S	ERA	G	IP	H	ER
vs. Arizona	0-0-0	14.73	2	3.2	11	6	2-0-0	4.82	8	18.2	21	10
Atlanta	---	---	---	---	---	---	1-1-0	2.79	8	19.1	16	6
Chicago	---	---	---	---	---	---	0-0-0	1.59	4	11.1	9	2
Cincinnati	0-0-0	0.00	1	0.1	0	0	2-0-0	3.86	13	18.2	13	8
Colorado	0-0-0	0.00	1	2.2	1	0	1-1-1	4.56	12	25.2	28	13
Florida	---	---	---	---	---	---	0-1-0	8.64	5	8.1	10	8
Houston	0-0-0	3.00	1	3.0	2	1	0-1-0	4.50	11	16.0	19	8
Los Angeles	---	---	---	---	---	---	0-1-1	3.57	15	17.2	12	7
Milwaukee	0-0-0	27.00	3	2.0	7	6	1-1-0	12.19	7	10.1	16	14
Montreal	0-1-0	4.50	3	2.0	3	1	0-2-0	2.86	12	28.1	26	9
New York	---	---	---	---	---	---	1-2-0	3.86	7	18.2	18	8
Philadelphia	0-0-0	0.00	2	1.2	1	0	1-1-0	4.80	12	30.0	32	16
Pittsburgh	1-0-0	27.00	1	0.1	1	1	3-1-0	7.65	7	20.0	24	17
St. Louis	0-0-0	0.00	1	1.1	0	0	0-0-0	4.15	4	4.1	5	2
San Diego	0-0-0	0.00	1	0.2	0	0	0-1-0	5.67	14	27.0	31	17
San Francisco	1-0-0	1.80	1	5.0	2	1	2-2-0	5.80	13	35.2	30	23
Baltimore	---	---	---	---	---	---	---	---	---	---	---	---
New York (AL)	---	---	---	---	---	---	---	---	---	---	---	---
Oakland	---	---	---	---	---	---	---	---	---	---	---	---
Tampa Bay	---	---	---	---	---	---	---	---	---	---	---	---
Toronto	---	---	---	---	---	---	---	---	---	---	---	---
Interleague	---	---	---	---	---	---	2-3-1	7.28	16	38.1	52	31

AYBAR'S CAREER IN BALLPARKS

	W-L-S	ERA	G	IP	H	ER		W-L-S	ERA	G	IP	H	ER
at Bank One	1-0-0	6.75	4	8.0	13	6	at Veterans	0-0-0	5.06	6	10.2	11	6
Turner	1-1-0	2.45	5	11.0	9	3	PNC	---	---	---	---	---	---
Wrigley	1-0-0	4.35	10	10.1	13	5	Busch	5-8-0	5.27	50	140.0	146	82
Cinergy	2-0-0	6.46	21	30.2	31	22	Qualcomm	0-0-0	0.87	5	10.1	6	1
Coors	1-0-1	5.50	9	18.0	21	11	Pacific Bell	1-0-0	3.38	3	8.0	5	3
Pro Player	0-0-0	2.03	10	13.1	9	3	Camden	---	---	---	---	---	---
Enron	0-0-0	6.75	3	4.0	6	3	Yankee	---	---	---	---	---	---
Dodger	0-1-1	4.35	9	10.1	8	5	Net. Assoc.	---	---	---	---	---	---
Miller	0-0-0	27.00	3	2.0	7	6	Tropicana	---	---	---	---	---	---
Olympic	0-1-0	1.93	4	9.1	7	2	SkyDome	---	---	---	---	---	---
Shea	0-2-0	4.91	6	14.2	16	8							

AYBAR BY MONTH

	2001						CAREER					
	W-L-S	ERA	G	IP	H	ER	W-L-S	ERA	G	IP	H	ER
In March/April	2-1-0	2.31	8	11.2	8	3	5-4-0	5.57	32	64.2	76	40
May	0-0-0	9.00	7	7.0	8	7	1-3-1	6.46	30	54.1	57	39
June	0-0-0	13.50	2	4.0	12	6	4-3-1	4.72	32	68.2	72	36
July	---	---	---	---	---	---	0-2-1	4.85	17	26.0	28	14
August	---	---	---	---	---	---	1-5-0	4.43	29	65.0	62	32
Sept./Oct.	---	---	---	---	---	---	5-1-0	4.91	28	69.2	67	38
Before ASB	2-1-0	6.35	17	22.2	28	16	10-11-2	5.30	101	200.1	214	118
After ASB	---	---	---	---	---	---	6-7-1	4.93	67	148.0	148	81

Aybar

AYBAR'S STATISTICAL BREAKDOWN

	2001						CAREER					
	W-L-S	ERA	G	IP	H	ER	W-L-S	ERA	G	IP	H	ER
Season	2-1-0	6.35	17	22.2	28	16	16-18-3	5.14	168	348.1	362	199
Home	1-0-0	5.68	8	6.1	8	4	6-8-0	5.31	79	179.2	190	106
Road	1-1-0	6.61	9	16.1	20	12	10-10-3	4.96	89	168.2	172	93
Day	2-0-0	7.45	10	9.2	10	8	7-3-2	5.03	63	121.2	122	68
Night	0-1-0	5.54	7	13.0	18	8	9-15-1	5.20	105	226.2	240	131
Starter	1-0-0	1.80	1	5.0	2	1	8-11-0	5.61	28	146.0	158	91
Reliever	1-1-0	7.64	16	1.2	26	15	8-7-3	4.80	140	202.1	204	108

AYBAR'S CAREER FIELDING

Position	PCT.	G	PO	A	E	TC	DP	PB
Pitcher	.960	168	27	45	3	75	0	—

CAREER TRANSACTIONS

- Signed as non-drafted free agent by St. Louis, October 21, 1991.
- Traded to Colorado with IF Brett Butler, RHP Rick Croushore and RHP Jose Jimenez in exchange for RHP Darryl Kile, RHP Dave Veres and RHP Luther Hackman, November 16, 1999.
- Traded to Cincinnati in exchange for LHP Gabe White, April 7, 2000.
- Placed on 15-day Disabled List July 2-23, 2000 with strained right groin.
- Traded to Florida in exchange for RHP Jorge Cordova, July 26, 2000.
- Traded to Chicago Cubs in exchange for LHP Oswaldo Maitreana, March 30, 2001.
- Traded to Tampa Bay with player to be named later (IF Jason Smith) in exchange for IF Fred McGriff, July 27, 2001.
- Granted free agency, October 12, 2001; signed by San Francisco, February 5, 2002.

CAREER HIGHS

- **Low-Hit Game:** No complete games
- **Innings Pitched - Starter:** 8.0, Aug. 25, 1997 vs. Montreal (with St. Louis)
Reliever: 6.0, May 4, 1999 at Atlanta (with St. Louis)
- **Most Strikeouts:** 7, Aug. 9, 1997 vs. Philadelphia (with St. Louis)
- **Winning Streak:** 5, Sept. 10, 1998-May 4, 1999 (with St. Louis)
- **Losing Streak:** 6, June 29, 1999-May 22, 2000 (with St. Louis, Colorado and Cincinnati)

David Bell

THIRD BASEMAN



Birthdate: September 14, 1972

2002 Opening Day Age: 29

Birthplace: Cincinnati, Ohio

Resides: Seattle, Washington

Bats: Right **Throws:** Right **Height:** 5-10 **Weight:** 195

M.L. Service: 6 years, 48 days

How Obtained: Acquired from Seattle Mariners in exchange for IF Desi Relaford, January 25, 2002.

Contract Status: Signed through 2002 with mutual club/player option for 2003

Bell

CAREER...8-year Major League veteran was acquired from Seattle Jan. 25, 2002...will man 3rd base for Giants after providing Mariners with Gold Glove caliber work at hot corner during 2000 and 2001 campaigns...owns lifetime .255 batting average with 61 home runs and 278 RBI in 726 big league contests with Cleveland (1995, 1998), St. Louis (1995-98) and Seattle (1998-2001)...is son of Colorado Rockies manager Buddy Bell and grandson of former major leaguer Gus Bell...versatile veteran has also played full season at 2nd base with Indians in 1998 and began 1999 and 2000 campaigns at 2nd with Mariners...was originally selected by Cleveland in 7th round of June 1990 draft...

2001 SEASON...was everyday 3rd baseman for American League West champion Mariners, providing solid glove work at position and timely hitting...posted solid .260 average with 15 home runs and 64 RBI in 135 games on year, adding 28 doubles and 62 runs scored, while striking out just 59 times in 470 at-bats...with glove, his .961 fielding percentage ranked 4th in AL and his 363 chances at position placed him 5th in circuit...was 3-for-3 with 2 runs, homer and double April 18 vs. Texas...however, finished April with just .205 mark (16-for-78), as he is lifetime .199 hitter in opening month...rebounded to hit .274 (20-for-73) in May...was 3-for-5 with career-high 4 RBI and 2 doubles May 9 at Boston...batted .481 (13-for-27) with 2 HRs and 7 RBI May 23-31 to raise his season average 41 points to .238...had 7 multi-hit games between June 15-26, going 16-for-41 (.390) with 2 HRs and 8 RBI...batted .480 (12-for-25) with 2 HRs and 9 RBI from July 6-15...hit game-tying, bottom of 9th home run off SF's Robb Nen to cap 3-for-5 night July 12, eventual 4-3, 11-inning Mariners victory...had 4 straight multi-hit games Aug. 12-16, going 9-for-15 (.600)...set club record with eight hits over two-game span Aug. 22 (5 hits) and Aug. 23 (3 hits)...set career-high and tied club mark with 5 hits Aug. 22 vs. Detroit; was triple short of cycle...started at first base Aug. 23 vs. Detroit and collected first career multi-homer game; was 3-for-4 with 2 solo HR...hit in 7 straight games (9-for-26, .346) Sept. 4-Oct. 5...missed 13 games Sept. 10-Oct. 4 with strained muscle in his ribcage...

2000...began season as Mariners' starting 2nd baseman before moving to 3rd base after injury to Carlos Guillen...made 122 starts on season (81 at 3B, 40 at 2B and 1 at 1B), with Mariners 24 games over .500 in those contests (73-49)...hit just .171 in April (12-for-79), but rebounded to hit .260 rest of way...hit safely in 14 of 18 games, May 6-26 (23-for-73, .315)...batted .271 (48-for-177) with 5 HRs and 16 RBI after All-Star Break...best month was September, batting .306 (22-for-72) with 4 HRs and 8 RBI...played 1 game at shortstop June 30 vs. Texas, starting at third before moving to position late in contest...played all 4 infield slots on year, including start at 1st base Sept. 2 in Boston...drove in career-high matching 3 runs for 4th time in 2000, going 2-for-4 with double and home run Sept. 16 at Baltimore...hit solo homer to lead off 7th inning to break 2-2 tie in Mariners wild card-clinching 5-3 win Oct. 1 in Anaheim...was 5-for-16 (.313) with 10 RBI with bases loaded...batted .276 in post-season, including .364 in 3 games of Division Series vs. Chicago...**1999**...provided spark both offensively and defensively after moving into starting lineup at 2nd base April 7...combined with Alex Rodriguez to set Major League record for home runs by middle-infield combination with 62...hit career-best 21 home runs and drove in 78 runs, setting then-Mariners club-records for HR and RBI by 2nd baseman...was among toughest players in league to double-up, grounding into just 7 double plays...stepped into starting 2nd base position when Carlos Guillen moved to shortstop after Alex Rodriguez went on 15-day DL on April 9...had club's second-highest games played total (Ken Griffey,

Jr. led with 160) and was 3rd in hits (Griffey, 173; Edgar Martinez, 169)...set then-HR mark by Mariner 2nd baseman when he hit #13 at Kansas City...homed in 3-straight games twice (May 2-5, May 12-15)...slugged 3 doubles in Inaugural Game at SAFECO Field July 15 vs. San Diego...led off bottom of 9th inning with solo HR to break 3-3 tie Sept. 17 vs. Minnesota...started at 1st base in 2 games...batted lead-off in 38 games...was named *Unsung Hero* by Seattle Chapter of BBWAA...**1998**...spent time with 3 big league clubs, opening year with St. Louis, before being claimed on waivers by Indians in mid April and traded to Mariners at end of August...hit 1st-ever inside-the-park home run at Jacobs Field April 15 off Seattle's Randy Johnson in his 1st at-bat with Tribe...was career-best equalling 4-for-4 Aug. 7 at Tampa Bay...acquired by Seattle in Aug. 31 trade with Cleveland in exchange for IF Joey Cora...made 16 starts with Seattle (13 at 2B, 2 at 1B and 1 at 3B) and also appeared in left field...hit safely in 17 of 20 games with Seattle in which he had plate appearance, including career-best 12 straight games to end season...made only 1 error at 2nd base on year...**1997**...began season with St. Louis, but also spent portions of campaign with triple-A Louisville and double-A Arkansas...played in 66 games at ML level, hitting .211 with 7 2Bs, 2 3Bs, HR and 12 RBI in 142 at-bats...made 34 starts with Cardinals (13 at 2B, 12 at 3B, 9 at SS)...landed on Disabled List April 29-June 30 with fractured finger on his left hand...had 6-game rehabilitation stay at Louisville, going 5-for-22 (.227) with HR and 4 RBI...spent 9-game rehab stint with Arkansas, hitting .219 (7-for-32) with HR and 3 RBI...collected 15 of his 30 big league hits during Aug., batting at .319 clip (15-for-47)...**1996**...spent 62 games with St. Louis, hitting .214 with 6 2Bs, HR and 9 RBI for NL Central champions...made 45 appearances at 3rd base and 20 appearances at 2nd base...committed only 1 error in 78 chances at 2B...hit only homer of season April 13 vs. Philadelphia...made 1st ML appearance at shortstop May 19 at Colorado...optioned to Louisville July 12, where he hit .176 in 42 games prior to Sept. 2 recall...played in 5 games for Cards down stretch...**1995**...began year in Cleveland organization before mid-season trade to St. Louis...made ML debut with Indians May 3 vs. Detroit...was hitless in 2 at-bats (2 games) before being optioned back to triple-A Buffalo...dealt to Cardinals with RHP Rick Heiserman and C Pepe McNeal in exchange for RHP Ken Hill July 27...appeared in 18 games for Louisville before being recalled to Cards...played in 39 games with Redbirds, hitting .250 with 7 2Bs, 2 3Bs, 2 HRs and 19 RBI...collected his 1st ML hit with 2B off Atlanta's Brad Clontz Aug. 19...hit 1st big league homer Aug. 30 at Cincinnati...5 of his 19 RBI turned out to be game-winners...hit .382 (13-for-34) off left-handed pitching...**1994**...spent entire year with triple-A Charlotte in Indians' chain, hitting .293 with 18 HRs...RBI total (88) was 3rd in International League and 2nd in Cleveland farm system...was 5th in IL with 141 hits...was league's best defensive 3rd baseman with .950 fielding pct. (19 errors, 381 total chances)...named league's Best Defensive 3rd baseman by *Baseball America*...**1993**...promoted to double-A Canton at 20 years old, making him youngest player in Eastern League...was 4th in league in hits (141)...led club in games (134) and was 2nd in at-bats (481)...hit .292 with 20 2Bs, 2 3Bs, 9 HR and 60 RBI...named EL Batter of Week for June 28-July 4 while in midst of 16-game hitting streak (June 17-July 13)...rated as 10th best prospect in EL by *Baseball America*...**1992**...led single-A Kinston in games (123) and at-bats (464) while hitting .252 with 6 HRs and 47 RBI...**1991**...played 3rd base for single-A Columbus and led South Atlantic League in assists (268), total chances (398) and games (136)...ranked 3rd in SAL with 1 strikeout every 10.68 at-bats...hit just .230 but rapped out 24 2Bs and drove in 63 runs...**1990**...was Cleveland's 7th round pick in June draft and began pro career with Indians' Gulf Coast League team, hitting safely in his 1st 10 games...earned Aug. promotion to Burlington...hit combined .235 in 42 games overall...

PERSONAL...graduated from Moeller H.S. in Cincinnati in 1990, where he helped lead Moeller to 1989 state title...was member of Mickey Mantle (1988) and Connie Mack (1989) World Series winners...is son of former Major League third baseman and current ML manager Buddy Bell and grandson of former big leaguer Gus Bell...brothers Mike and Rick both play professionally...married (Kristi)...

DAVID MICHAEL BELL

Year	Club	AVG	G	AB	R	H	2B	3B	HR	RBI	SH	SF	HP	BB	SO	SB	CS	E
1990	GCL Indians	.261	30	111	18	29	5	1	0	13	0	1	4	10	8	1	1	7
	Burlington	.167	12	42	4	7	1	1	0	2	0	1	1	2	5	2	1	3
1991	Columbus	.230	136	491	47	113	24	1	5	63	3	7	5	37	50	3	2	31
1992	Kinston	.252	123	464	52	117	17	2	6	47	2	7	1	54	66	2	4	20
1993	Canton-Akron	.292	129	483	69	141	20	2	9	60	2	6	3	43	54	3	4	17
1994	Charlotte	.293	134	481	66	141	17	4	18	88	1	7	9	41	54	2	5	19
1995	Buffalo	.272	70	254	34	69	11	1	8	34	1	3	4	22	37	0	3	9
	Cleveland	.000	2	2	0	0	0	0	0	0	0	0	0	0	0	0	0	0
	Louisville	.276	18	76	9	21	3	1	1	9	1	0	3	2	10	4	0	1
1996	St. Louis	.250	39	144	13	36	7	2	2	19	0	1	2	4	25	1	2	6
	St. Louis	.214	62	145	12	31	6	0	1	9	0	1	1	10	22	1	1	4
1997	Louisville	.176	42	136	9	24	5	1	0	7	0	0	0	7	15	1	2	5
	St. Louis	.211	66	142	9	30	7	2	1	12	2	1	0	10	28	1	0	4
1998	Arkansas	.219	9	32	3	7	2	0	1	3	0	0	1	2	2	1	0	1
	Louisville	.277	6	22	3	5	0	0	1	4	0	1	0	0	6	0	0	0
1998	St. Louis	.222	4	9	0	2	1	0	0	0	0	0	0	0	3	0	0	0
	Cleveland	.261	107	340	37	89	21	2	10	41	1	5	2	22	54	0	4	9
	Seattle	.325	21	80	11	26	8	0	0	8	0	0	0	5	8	0	0	1
1999	Seattle	.268	157	597	92	160	31	2	21	78	3	7	2	58	90	7	4	17
2000	Seattle	.247	133	454	57	112	24	2	11	47	6	4	6	42	66	2	3	12
2001	Seattle	.260	135	470	62	122	28	0	15	64	5	4	3	28	59	2	1	14
Minor Totals		.260	709	2592	314	674	105	14	49	330	10	33	31	220	307	19	22	113
N.L. Totals		.225	171	440	34	99	21	4	4	40	15	20	3	24	78	3	3	14
A.L. Totals		.262	555	1943	259	509	112	6	57	238	2	3	13	155	277	11	9	53
M.L. Totals		.255	726	2383	293	608	133	10	61	278	17	23	16	179	355	14	15	67

DIVISION SERIES RECORD

Year	Club	AVG	G	AB	R	H	2B	3B	HR	RBI	SH	SF	HP	BB	SO	SB	CS	E
2000	SEA vs. CHI	.364	3	11	0	4	1	0	0	1	0	0	0	2	2	0	0	0
2001	SEA vs. CLE	.313	5	16	2	5	1	0	1	2	0	1	0	1	6	0	0	0
LDS Totals		.333	8	27	2	9	2	0	1	3	0	1	0	3	8	0	0	0

LEAGUE CHAMPIONSHIP SERIES RECORD

Year	Club	AVG	G	AB	R	H	2B	3B	HR	RBI	SH	SF	HP	BB	SO	SB	CS	E
2000	SEA vs NY	.222	5	18	0	4	0	0	0	0	0	0	0	0	0	0	0	0
2001	SEA vs NY	.188	5	16	1	3	0	0	0	4	1	0	0	0	3	0	0	1
LCS Totals		.206	10	34	1	7	0	0	0	4	1	0	0	0	3	0	0	1

BELL VS. 2002 OPPONENTS

	2001					CAREER				
	AVG	AB	H	HR	RBI	AVG	AB	H	HR	RBI
vs. Arizona	.400	10	4	1	2	.400	30	12	1	3
Atlanta	—	—	—	—	—	.130	54	7	0	1
Chicago	—	—	—	—	—	.172	29	5	1	1
Cincinnati	—	—	—	—	—	.246	57	14	1	7
Colorado	.286	7	2	1	2	.196	56	11	2	8
Florida	—	—	—	—	—	.231	13	3	0	1
Houston	—	—	—	—	—	.167	42	7	0	1
Los Angeles	.556	9	5	1	6	.200	60	12	1	10
Milwaukee	—	—	—	—	—	.273	11	3	1	1
Montreal	—	—	—	—	—	.240	25	6	1	3
New York	—	—	—	—	—	.250	4	1	0	1
Philadelphia	—	—	—	—	—	.290	31	9	1	4
Pittsburgh	—	—	—	—	—	.301	73	22	0	6
St. Louis	—	—	—	—	—	.333	9	3	0	1
San Diego	.267	15	4	0	1	.242	99	24	0	5
San Francisco	.333	12	4	1	2	.354	65	23	3	11
Baltimore	.367	30	11	1	6	.274	135	37	5	21
New York (AL)	.130	23	3	0	1	.221	104	23	1	9
Oakland	.289	45	13	2	10	.316	174	55	6	23
Tampa Bay	.156	32	5	1	1	.223	157	35	3	14
Toronto	.136	22	3	0	3	.226	93	21	3	15
Interleague	.306	242	74	8	29	.358	53	19	4	13

BELL'S CAREER IN BALLPARKS

	AVG	AB	H	HR	RBI		AVG	AB	H	HR	RBI
at Bank One	.556	9	5	0	0	at Veterans	.300	10	3	0	0
Turner	.200	5	1	0	0	PNC	—	—	—	—	—
Wrigley	.208	24	5	1	1	Busch	.245	233	57	3	28
Cinergy	.269	26	7	1	3	Qualcomm	.220	41	9	0	1
Coors	.250	36	9	2	7	Pacific Bell	.375	8	3	0	0
Pro Player	.222	9	2	0	1	Camden	.232	56	13	3	7
Enron	—	—	—	—	—	Yankee	.192	52	10	1	7
Dodger	.318	22	7	1	6	Net. Assoc.	.390	82	32	5	12
Miller	—	—	—	—	—	Tropicana	.222	72	16	3	7
Olympic	.083	12	1	0	0	SkyDome	.261	46	12	1	6
Shea	—	0	0	0	0						

BELL BY MONTH

2001						CAREER				
	AVG	AB	H	HR	RBI	AVG	AB	H	HR	RBI
In April	.205	78	16	2	11	.199	317	63	11	32
May	.274	73	20	2	12	.269	413	111	13	67
June	.261	88	23	3	14	.265	396	105	8	45
July	.263	99	26	4	13	.261	394	103	10	40
August	.293	92	27	4	8	.256	403	103	9	38
Sept/Oct	.250	40	10	0	6	.267	460	123	10	56
Before ASB	.261	268	70	9	44	.252	1260	318	37	163
After ASB	.257	202	52	6	20	.258	1123	290	24	115

BELL'S STATISTICAL BREAKDOWN

2001						CAREER				
	AVG	AB	H	HR	RBI	AVG	AB	H	HR	RBI
Home	.257	226	58	7	27	.256	1196	306	27	143
Road	.262	244	64	8	37	.254	1187	302	34	135
Day	.203	123	25	7	14	.241	681	164	21	78
Night	.280	347	97	8	50	.261	1702	444	40	200
Grass	.265	434	115	13	61	.258	1822	470	44	204
Turf	.194	36	7	2	3	.246	561	138	17	74
vs.LHP	.256	125	32	4	17	.262	615	161	14	62
vs.RHP	.261	345	90	11	47	.253	1768	447	47	216
RISP	.305	128	39	2	47	.258	609	157	8	204
Bases Loaded	.200	10	2	0	6	.276	58	16	0	35
as Pinch Hitter	.000	2	0	0	0	.125	24	3	0	1
as DH	—	—	—	—	—	—	—	—	—	—

BELL'S CAREER FIELDING

Position	PCT.	G	PO	A	E	TC	DP	PB
First Base	1.000	14	64	3	0	67	6	—
Second Base	.979	398	747	1057	39	1843	264	—
Third Base	.953	327	183	525	35	743	38	—
Shortstop	.950	17	12	26	2	40	4	—
Outfield	—	1	0	0	0	0	0	—

CAREER TRANSACTIONS

- Selected by Cleveland in 7th round of June, 1990 draft.
- Traded to St. Louis with RHP Rick Heiserman and C Pepe McNeal for RHP Ken Hill, July 27, 1995.
- Placed on Disabled List April 29-June 30, 1997 with fractured finger on left hand.
- Claimed on waivers by Cleveland, April 14, 1998.
- Traded to Seattle for IF Joey Cora, Aug. 31, 1998.
- Traded to San Francisco for IF Desi Relaford, Jan. 25, 2001.

CAREER HIGHS

- **Most Hits:** 5, Aug. 22, 2001 vs. Detroit (with Seattle)
- **Most RBI:** 4, May 9, 2001 at Boston (with Seattle)
- **Most Home Runs:** 2, Aug. 23, 2001 vs. Detroit (with Seattle)
- **Career Grand Slams:** None
- **Longest Hitting Streak:** 12 games, Sept. 15-27, 1998 (with Seattle)

Marvin Benard

OUTFIELDER



Pronunciation: (buh-NARD)

Birthdate: January 20, 1970

2002 Opening Day Age: 32

Birthplace: Bluefields, Nicaragua

Resides: Richland, Washington

Bats: Left **Throws:** Left **Height:** 5-9 **Weight:** 191

M.L. Service: 6 years, 16 days

How Obtained: Giants' #50 selection in the June 1992 draft.

Contract Status: Signed through 2003 (agreed to 3-year contract extension for 2001-2003 seasons April 5, 2000)

CAREER...has been Giants regular center fielder and leadoff hitter for majority of last 3 seasons after emerging as one of baseball's biggest surprises during 2nd half of 1998 campaign...hit .371 in his last 66 games that year following trade of then-centerfielder Darryl Hamilton...prior to earning spot in lineup, was top pinch-hitter...his 15 pinch-hits in 1997 (15-for-44, .341) were most by Giant since Ken Oberkfell set SF record with 18 in 1989...is lifetime .282 hitter (42-for-149) with 3 HRs and 25 RBI in pinch role...his 25 stolen bases in 1996 were highest total by Giants rookie since Dan Gladden swiped 31 in 1984...became only 7th Nicaraguan native to play in majors, joining Dennis Martinez (1976-98, Baltimore, Montreal, Cleveland and Atlanta), Tony Chevez (1977, Baltimore), Al Williams (1980-84, Minnesota), David Green (1981-87, St. Louis and San Francisco), Porfirio Altamirano (1982-84, Philadelphia and Chicago Cubs) and Vincente Padilla (2000-01, Arizona and Philadelphia)...Green played for Giants in 1985...

2001 SEASON...had up and down season, persevering through tough 1st half before rebounding with outstanding performance after All-Star Break...was hitting just .210 (45-for-214) with 5 HRs and 22 RBI and had lost starting CF role at All-Star Break...hit .331 (59-for-178) with 10 HRs and 22 RBI in 2nd half...his post-ASB avg. was highest for any half since he hit .366 in 191 at-bats following ASB in 1998...reached low-water mark with .194 avg. on June 20, however, raised avg. 71 points over final 70 contests...hit at .337 clip (66-for-196) from June 20-Oct. 7, including .345 mark (58-for-168) with 10 HRs and 22 RBI in his last 56 games (33 starts)...finished campaign with .265 avg. and 15 HRs, just 1 shy of career high (16 in 1999)...snapped string of 2-consecutive seasons of scoring 100-plus runs, but did cross plate 70 times, 4th most on team...hit .390 (16-for-41) off left-handers after entering campaign with .242 lifetime mark (83-for-343) against southpaws...clubbed 3 pinch-hit HRs, matching Shawon Dunston for club honors and helping SF to match ML record with 14 pinch clouts (AZ, 2001)...overall, was 7-for-25 (.280) with 2 2Bs and 7 RBI in pinch...opened year as club's starting CF making starts in 39 of 1st 52 games...however, after May 29, had opening assignments in just 9 of SF's last 36 contests prior to ASB (7 in RF, 2 in LF)...hit just .134 (11-for-82) with 11 runs scored in 21 April games...hit 7th in lineup April 28 vs. Chicago (1-for-4, RBI), marking 1st time he hit somewhere other than leadoff or 2nd since April 15, 1998 vs. San Diego...slugged 1st career grand slam May 8 vs. Expos, 5th inning blast (off Anthony Telford) which broke open 4-1 contest...had career-high 5 hits July 28 at Arizona, finishing 11-4 SF rout 5-for-6 with 2 runs scored, 2B and RBI...drilled game-winning, 2-run pinch HR July 29 at Arizona (off Byung-Hyun Kim) in top of 9th to give SF 4-2 lead in eventual 4-3 triumph...slugged 2-run pinch HR in 9th inning (off Armando Benitez) Aug. 26 at New York...slugged lead-off HRs in consecutive starts (9th and 10th of career) Sept. 25 and 28...was torrid 8-for-17 (.471) with 6 runs scored, 3 2Bs, HR and 3 RBI in final week of season (6 games)...was charged with just 2 errors over last 76 games in which he played in field, after beginning year having committed 6 miscues in 1st 32 contests in outfield...

2000...after starting season slowly, played best ball of campaign during stretch drive...overall, hit .263 with 12 HRs and 55 RBI...broke 100-run barrier for 2nd straight season, scoring career-best 102 runs...went 35-for-107 (.327) with 20 runs, 6 2Bs, 2 3Bs, 2 HRs, 9 RBI, 9 walks and 3 HBPs in 28 games from Aug. 25-Sept. 23...after May 12, raised his avg. 58 points (from .205 to season-ending .263 mark)...over his last 120 games, hit .277 (124-for-448) with 84 runs scored, 24 2Bs, 5 3Bs, 10 HRs, 46 RBI and 50 walks...12 HRs were most among all NL leadoff hitters, 4 better than COIs

Todd Hollandsworth and CIN's Pokey Reese...led team with 22 stolen bases, having been successful on 22 of 29 attempts...was charged with 1st error of year Sept. 28 at Los Angeles, failing to catch fly ball in 1st inning...miscue was 1st since June 9, 1999 (vs. Chicago Cubs), snapping stretch of 222 errorless contests...in one of most dramatic moments of Giants' campaign, slugged game-winning home run July 2 in Sunday night ESPN contest vs. Dodgers, snapping 5-5 tie with leadoff clout in 9th inning (off Mike Fetters)...marked his 1st "walk-off" homer of career, finishing evening 2-for-5 with stolen base and 2 runs scored...drilled 8th career leadoff HR, 2nd in 2000, Sept. 12 at Houston off Scott Elarton...was his 12th homer of year and 2nd in 3 games after snapping 84 at-bat homerless string with his 11th clout Sept. 10 off SD's Jay Witasick...started all 4 NLDS games vs. Mets (all in CF), going 1-for-14 (.071) with RBI...**1999**...established career-highs in HRs (16), RBI (6+), at-bats (562), 2Bs (36), stolen bases (27) and games played (149)...was presented 1999 "Willie Mac" Award, honor voted upon by Giants players, coaches and training staff as most inspirational player on team...annual award is named after Giant legend and Hall-of-Famer Willie McCovey...had team-high 27 stolen bases...was successful on 27 of 41 (65.9%) steal attempts...posted career-high 16 homers, smashing previous mark of 5 set in 1996...finished 3rd among NL leadoff men for RBI with 61...PH's Doug Glanville and HOU's Craig Biggio led circuit with 73 RBI each from #1 hole...scored team-high 100 runs on season, reaching milestone by tallying 2 runs on final day of campaign...was 4-for-11 with 2 RBI as pinch hitter...posted 1st career 5-hit game Oct. 2 in Colorado, going 5-for-6 with 2B and 3 runs scored...also went 2-for-2 Oct. 3 against Rockies, as hit safely in final 7 at-bats of year...by hitting in 7 consecutive at-bats, fell just 3 shy of NL record for most consecutive hits in season (held by many, most recently by CIN's Bip Roberts in 1992)...Giant record for most consecutive hits is 9, accomplished by Barry Bonds in 1998...slugged career-high 16th home run Sept. 30 vs. Los Angeles, solo shot to lead off Giants' half of 1st inning (off Jeff Williams)...homer was last ever by Giant player at Candlestick Park as it came in last game played at 40-year-old ballpark (LA's Raul Mondesi later homered for final HR ever at 'Stick)...clout was 6th career lead-off homer and 4th of 1999 (also May 23 vs. HOU's Jose Lima, Aug. 2 at AZ's Armando Reynoso and Sept. 16 vs. FLA's Vladimir Nunez)...had career-high and team-best 12-game hitting streak from July 31-Aug. 14...during streak, hit .302 (16-for-53) with 8 runs, 3 2Bs, 3 HRs and 7 RBI...12-game stretch was later matched by Jeff Kent (Aug. 30-Sept. 11)...hammered pair of home runs Aug. 2 at Arizona for his 1st career multi-HR game...collected career-high 5 RBI June 19 vs. Chicago, finishing 2-for-5 with 2B, HR and 2 runs scored...start in Cincinnati April 5 marked his 1st Opening Day assignment of career...**1998**...was great success story, proving to be key element in Giants' 2nd half offensive surge...led N.L. in leadoff on-base percentage for season, reaching at .442 clip (99-for-224)...as lead-off hitter (48 of his 58 starts), batted .356 (68-for-191) with 18 2Bs, 3B, 3 HRs, 26 RBI, 33 runs, 30 BBs and 9 SBs...batted .371 (73-for-197) with 18 2Bs, 3B, 2 HRs and 28 RBI in his last 66 games, hitting safely in 44 of 66 contests (beginning July 2)...assumed leadoff role July 31, hitting safely in 31 of 37 starts following deal that sent Darryl Hamilton to Rockies...was 57-for-153 (.373) with 16 2Bs, 3B, 2 HRs, 26 runs, 20 RBI over those 37 outings, with Giants winning 22 contests...clubbed his 2nd career leadoff home run Sept. 8 in San Diego, giving SF 1-0 lead with clout off Andy Ashby...became 1st Giant to accomplish feat since he did it July 11, 1996 at LA...finished evening 4-for-4, marking 5th career 4-hit game...prior to trade deadline deal, made just 17 starts in SF's initial 108 games while being used mostly as pinch hitter...finished year 12-for-44 (.273) with 7 RBI as PH...**1997**...made 1st appearance on Opening Day roster, remaining with club entire year except pair of brief stints at triple-A Phoenix (June 24-30 and Aug. 11-24) as club opted to carry extra pitchers...served as pinch-hitter in 49 of 83 games with SF going 15-for-44 (.341) with 4 walks, HBP and 6 RBI in PH role...made 11 starts with SF (4 in CF, 6 in RF and 1 at DH), going 9-for-45 (.200) with 7 runs, 5 walks, HR and 2 RBI as starter...slugged lone home run of season Sept. 13 at Florida (off Kevin Brown), snapping 2-year string of 185 at-bats without clout...was only Giant batter to reach base safely June 10 vs. Florida, being hit by pitch with 2 outs in 8th inning to break up Kevin Brown's bid for perfection...during time at Phoenix, hit .333 (20-for-64) with 5 RBI in 17 games...**1996**...spent most of season at Major League level, finishing 2nd on club in games played (135) to Barry Bonds (158)...made 118 starts (97 in CF and 21 in RF)...also finished 2nd on Giants in runs scored (89), steals (25) and walks (59)...ranked 3rd with 121 hits behind Bonds (159) and Matt Williams (122)...finished 3rd in fielding among NL centerfielders, posting .989 mark (3 errors, 263 total chances) behind St. Louis' Ray Lankford (.997) and Atlanta's Marquis Grissom (.997)...was final cut coming out of Spring Training...optioned to Phoenix March 30...was recalled from triple-A following April 9 game in Houston, serving as insurance for ailing Stan Javier while taking roster spot of optioned pitcher Chris Hook...started 98 of SF's final 114 games (20 in RF, 78 in CF), stretch which began May 28 when Glenallen Hill was disabled...prior to recall, hit .389 (7-for-19) with 0 HRs and 4 RBI in 4 games with triple-A Firebirds...following season, played for Magallanes of Venezuelan Winter League...hit .313 with 9 2Bs, 2 HRs, 24 RBI and 12 SBs in 38 contests...**1995**...had contract purchased from Phoenix Sept. 5, marking 1st appearance in ML uni-

form...made 1st 6 ML starts in final week of season, hitting safely in each (11-for-29, .379), while batting leadoff and playing CF...moved into lineup after Deion Sanders left club to have arthroscopic surgery on his left ankle...drilled 1st ML HR Sept. 29 at Colorado off Mike Munoz to cap 5-run 9th in SF's 10-7 come-from-behind victory...collected 1st ML hit Sept. 11 at St. Louis off Mark Petkovsek as pinch hitter...made ML debut Sept. 5 vs. Montreal, grounding out as pinch-hitter in 8th off Greg Harris...prior to his recall, had spent entire season at Phoenix...finished with .306 batting average, 6 home runs, 10 stolen bases and 32 RBI in 111 games for Firebirds...tied for Firebirds' lead in triples (6), while finishing 2nd in runs scored (70), 3rd in home runs (6) and 4th in hits (115)...**1994**...posted .315 mark during 1st campaign at double-A level with Shreveport...bypassed San Jose, making jump from single-A Clinton...set then-career-bests in games (125), at-bats (+54), hits (143) and doubles (32)...**1993**...spent 1st full professional season with Clinton and helped guide club to Midwest League Championship Series...finished 2nd on team with .301 mark...his average was good enough for 5th on circuit...scored 84 runs to pace Clinton, tying for 3rd in the league...his career-high 42 stolen bases were 5th highest total in SF organization...**1992**...opened professional career at short-season Everett...

A GIANT IN THE COMMUNITY...has served as spokesman for Giants/CARECEN Health Fair in San Francisco's Mission District, which reaches 300-500 Latino youth and adults with dental, blood pressure, glucose and bone marrow screenings and several other health related topics and information at their fair, since 1999...continues support of CARECEN by donating money that he receives for autographs, by sending notes to fans seeking autographs to donate \$5 to group in exchange for his signature...taped public service announcement for American Red Cross Disaster Relief in 2001...also participated in 2001 Organ Donor Awareness Day at Pacific Bell Park with Mark and Lori Gardner...was honored with "Giving Heart" Award by American Heart Association in June, 1998 for his community service both in Bay Area and Nicaragua as well as his can-do attitude on baseball field...has spearheaded baseball equipment drive in Bay Area to assist youngsters in his Nicaraguan homeland...makes appearances on behalf of several other organizations, including Silver Tree Day Camp and Hispanic Chamber of Commerce...lends his time to San Francisco Unified School District, Roberto Clemente League, Latino Parents Association and San Mateo Barrios Unidos...visited James Lick Middle School in San Francisco in 1997 to address Spanish language program...also assists with Giants' Kids, Rewards Clubs activities and Care-A-Van...

PERSONAL...graduated from Bell (CA) High School in 1988...had his uniform number (#9) retired at Bell in December, 1999...attended L.A. Harbor (Wilmington, CA) Junior College and Lewis & Clark (Lewiston, ID) State College...was All-State at L.A. Harbor and All-America at Lewis & Clark...Lewis & Clark retired his #16 jersey in November, 1999...moved to United States from Nicaragua when he was 12...married (Allison Burk, Sept. 18, 1993)...has son (Isaac, Jan. 2, 1996) and daughter (Haley Marie, Sept. 17, 1998)...

MARVIN LARRY BENARD

Year	Club	AVG	G	AB	R	H	2B	3B	HR	RBI	SH	SF	HP	BB	SO	SB	CS	E
1992	Everett	.236	64	161	31	38	10	2	1	17	1	0	6	24	39	17	3	3
1993	Clinton	.301	112	349	84	105	14	2	5	50	2	0	4	56	66	42	10	5
1994	Shreveport	.315	125	454	66	143	32	3	4	48	7	4	4	31	58	24	13	12
1995	Phoenix	.304	111	378	70	115	14	6	6	32	5	3	5	50	66	10	13	8
	San Francisco	.382	13	34	5	13	2	0	1	4	0	0	0	1	7	1	0	0
1996	Phoenix	.368	4	19	2	7	0	0	0	4	0	0	0	2	2	0	0	0
	San Francisco	.248	135	488	89	121	17	4	5	27	6	1	4	59	84	25	11	5
1997	San Francisco	.228	84	114	13	26	4	0	1	13	0	1	2	13	29	3	1	1
	Phoenix	.333	17	60	14	20	5	0	0	5	0	0	1	11	9	4	3	1
1998	San Francisco	.324	121	286	41	92	21	1	3	36	4	1	2	34	39	11	4	2
1999	San Francisco	.290	149	562	100	163	36	5	16	64	1	1	6	55	97	27	14	4
2000	San Francisco	.263	149	560	102	147	27	6	12	55	2	2	6	63	97	22	7	1
2001	San Francisco	.265	129	392	70	104	19	2	15	44	1	3	4	29	66	10	5	6
Minor Totals		.300	429	1402	265	421	75	13	16	152	15	7	20	172	238	107	42	29
M.L. Totals		.273	780	2436	420	666	126	18	53	243	14	9	24	254	419	79	42	19

DIVISION SERIES RECORD

Year	Club	AVG	G	AB	R	H	2B	3B	HR	RBI	SH	SF	HP	BB	SO	SB	CS	E
1997	SF vs. FLA	.000	2	2	0	0	0	0	0	0	0	0	0	0	1	0	0	0
2000	SF vs. NY	.071	4	14	0	1	0	0	0	1	1	0	0	1	7	0	0	0
LDS Totals		.063	6	16	0	1	0	0	0	1	1	0	0	1	8	0	0	0

BENARD VS. 2002 OPPONENTS

		2001					CAREER				
		AVG	AB	H	HR	RBI	AVG	AB	H	HR	RBI
vs.	Arizona	.277	47	13	1	7	.279	147	41	4	19
	Atlanta	.308	13	4	1	1	.193	135	26	1	9
	Chicago	.200	20	4	0	1	.267	161	43	2	14
	Cincinnati	.235	17	4	1	4	.248	129	32	3	13
	Colorado	.348	46	16	3	6	.336	235	79	5	29
	Florida	.211	19	4	0	2	.272	151	41	3	12
	Houston	.316	19	6	1	3	.318	151	48	4	14
	Los Angeles	.310	42	13	2	4	.249	213	53	10	21
	Milwaukee	.056	18	1	0	1	.160	81	13	1	6
	Montreal	.346	26	9	1	5	.255	149	38	2	13
	New York	.292	24	7	1	3	.309	136	42	4	13
	Philadelphia	.400	10	4	0	1	.352	125	44	0	14
	Pittsburgh	.250	16	4	2	3	.268	127	34	2	8
	St. Louis	.250	4	1	0	0	.268	138	37	1	13
	San Diego	.250	52	13	2	3	.287	216	62	8	30
	San Francisco	—	—	—	—	—	—	—	—	—	—
	Baltimore	—	—	—	—	—	—	—	—	—	—
	New York (AL)	—	—	—	—	—	—	—	—	—	—
	Oakland	.111	9	1	0	0	.214	56	12	0	6
	Tampa Bay	—	—	—	—	—	—	—	—	—	—
	Toronto	—	—	—	—	—	—	—	—	—	—
Interleague		.053	19	1	0	0	.232	142	33	3	15

BENARD'S CAREER IN BALLPARKS

		AVG	AB	H	HR	RBI			AVG	AB	H	HR	RBI
at	Bank One	.359	78	28	4	13	at	Veterans	.400	60	24	0	8
	Turner	.262	61	16	1	6		PNC	.182	11	2	1	2
	Wrigley	.247	77	19	1	4		Busch	.291	79	23	0	8
	Cinergy	.243	70	17	1	7		Qualcomm	.275	102	28	4	14
	Coors	.331	127	42	4	15		Pacific Bell	.259	471	122	9	45
	Pro Player	.275	80	22	1	8		Camden	—	—	—	—	—
	Enron	.450	40	18	3	7		Yankee	—	—	—	—	—
	Dodger	.215	107	23	6	12		Net. Assoc.	.194	31	6	0	3
	Miller	.125	8	1	0	1		Tropicana	—	—	—	—	—
	Olympic	.264	72	19	1	4		SkyDome	—	—	—	—	—
	Shea	.270	74	20	2	6			—	—	—	—	—

BENARD BY MONTH

		2001					CAREER				
		AVG	AB	H	HR	RBI	AVG	AB	H	HR	RBI
In	March/April	.134	82	11	0	5	.257	366	94	4	30
	May	.255	94	24	3	13	.240	371	89	4	30
	June	.290	31	9	1	2	.276	355	98	6	36
	July	.333	48	16	4	9	.274	387	106	16	45
	August	.313	67	21	3	9	.295	464	137	11	54
	Sept./Oct.	.329	70	23	4	6	.288	493	142	12	45
	Before ASB	.210	214	45	5	22	.260	1203	313	20	113
	After ASB	.331	178	59	10	22	.286	1233	353	33	130

BENARD'S STATISTICAL BREAKDOWN

		2001					CAREER				
		AVG	AB	H	HR	RBI	AVG	AB	H	HR	RBI
	Home	.245	196	48	3	19	.268	1208	324	22	111
	Road	.286	196	56	12	25	.279	1228	342	31	132
	Day	.283	138	39	5	17	.270	1073	290	19	104
	Night	.256	254	65	10	27	.275	1366	376	34	139
	Grass	.267	378	101	15	44	.270	2166	584	51	218
	Turf	.214	14	3	0	0	.304	270	82	2	25
	vs.LHP	.390	41	16	1	6	.258	384	99	6	32
	vs.RHP	.251	351	88	14	38	.276	2052	567	47	211
	RISP	.291	79	23	2	23	.273	528	144	10	180
	Bases Loaded	.250	12	3	1	5	.264	53	14	1	34
	as Pinch Hitter	.280	25	7	3	7	.282	149	42	3	25
	as DH	—	—	—	—	—	.000	9	0	0	0

BENARD'S CAREER FIELDING

Position	PCT.	G	PO	A	E	TC	DP	PB
Outfield	.985	646	1323	31	21	1375	5	—

CAREER TRANSACTIONS

- Selected by Philadelphia in 20th round of June, 1990 draft.
- Selected by San Francisco in 50th round of June, 1992 draft. Signed by John Shafer.

CAREER HIGHS

- **Most Hits:** 5 (twice), last: July 28, 2001 at Arizona
- **Most RBI:** 5, June 19, 1999 vs. Chicago
- **Most Home Runs:** 2, Aug. 2, 1999 at Arizona
- **Career Grand Slams:** 1, May 8, 2001 vs. Montreal (off Anthony Telford)
- **Longest Hitting Streak:** 12 games, July 31 - Aug. 14, 1999

Barry Bonds

LEFT FIELDER



Birthdate: July 24, 1964

2002 Opening Day Age: 37

Birthplace: Riverside, California

Resides: Los Altos Hills, California

Bats: Left **Throws:** Left **Height:** 6-2 **Weight:** 228

M.L. Service: 15 years, 129 days

How Obtained: Signed as a free agent, Dec. 8, 1992.

Contract Status: Signed through 2006 (agreed to 5-year contract prior to 2002 Season)

CAREER...left fielder made Major League history by winning unprecedented 4th league Most Valuable Player Award (1990, '92, '93, 2001), garnering NL honors following historic 2001 campaign in which he broke 5 ML records...most impressive record he broke was single-season HR mark, hitting 73 clouts in 2001 to break Mark McGwire's mark of 70 in 1998...signed 5-year contract with Giants Jan. 14, 2002, thus insuring future Hall of Famer will close his career in Giants uniform...also signed 10-year personal services contract with club that kicks in at conclusion of current player contract...seized his place in ML record book in 1993 by becoming 1st player ever to win league Most Valuable Player Award (BBWAA) for 3rd time in 4 seasons when he garnered 24 1st-place votes and 372 points en route to NL trophy...joined Foxx ('32, '33 and '38), Joe DiMaggio ('39, '41 and '47), Musial ('43, '46 and '48), Roy Campanella ('51, '53 and '55), Yogi Berra ('51, '54 and '55), Mickey Mantle ('56, '57 and '62) and Schmidt ('80, '81 and '86) as 1 of only 8 players in baseball history to win MVP award 3 times...previously named MVP with Pittsburgh in 1990 and 1992, barely losing out to Terry Pendleton in '91 (274-259)...if 2 voters had reversed their votes for 1st and 2nd that year, Bonds would have won 4 awards in a row...became 5th National Leaguer and 10th player overall to win MVP awards in successive seasons in 1993 (last was Dale Murphy in 1982-83)...10-time All-Star and 8-time Rawlings Gold Glove winner was named Player of Decade for 1990s by *The Sporting News*...with 567 career clouts, is 2nd most prolific left-handed home run hitter in ML history, trailing only Babe Ruth (714)...owns sole

40-40 Seasons

Player	Team	Year	G	SB	HR
Jose Canseco	OAK	1988	158	40	42
Barry Bonds	SF	1996	158	40	42
Alex Rodriguez	SEA	1998	161	42	46

4-Time MVPs

Player	Years
Barry Bonds	1990, '92, '93 and '01
Jimmie Foxx	1943, '46 and '48
Joe DiMaggio	1939, '41 and '47
Stan Musial	1943, '46 and '48
Roy Campanella	1951, '53 and '55
Yogi Berra	1951, '54 and '55
Mickey Mantle	1956, '57 and '62
Mike Schmidt	1980, '81 and '86

(SBs), having also stolen 484 bags in career (41st on All-time ML list, 3 back of Omar Moreno for 40th)...only 3 other players have even reached 300-300 barrier: Willie Mays (660 HRs, 338 SBs), Andre Dawson (436 HRs, 314 SBs) and his father Bobby Bonds (332 HRs, 461 SBs)...has hit 40-or-more HRs in 5 different seasons, all with Giants (1993 - 46, 1996 - 42, 1997 - 40, 2000 - 49 and 2001 - 73)...2001 campaign marks just 19th time Giant has hit 40 or more clouts in year, with only Mays accomplishing feat more than 4 times (6 seasons)...became only 2nd member of 40-40 club in 1996 after clubbing 42 home runs and stealing 40 bases...is still only National Leaguer to accomplish feat...Oakland's Jose Canseco in 1988 and Seattle's Alex Rodriguez in 1998 are only other members of club...with 40 HR and 37 stolen bases in 1997, became 1st player in Major League history to compile at least 40 home runs and 30 stolen bases in 2 different seasons...has reached 30-30 plateau 5 times in career (1990, '92, '95, '96 and '97), joining his father Bobby (1969, '73, '75, '77 and '78) as only 5-time 30-30 men in ML history...only 6 other ML players have accomplished feat more than once: Mays, Howard Johnson, Sammy Sosa, Ron Gant, Jeff Bagwell and Raul Mondesi (all twice)...Barry and his father, Bobby (332 HRs), represent the ultimate show of power and speed in father-son pair, holding ML mark for HRs by father-son

Most Multi-Homer Games In ML History

Player	No.
1. Babe Ruth.....	72
2. Mark McGwire.....	64
3. Willie Mays.....	63
4. Hank Aaron.....	62
5. Barry Bonds*	56
6. Jimmie Foxx.....	55
7. Frank Robinson.....	54
Sammy Sosa*.....	54
9. Eddie Mathews.....	49
Mel Ott.....	49
11. Harmon Killebrew.....	46
Mickey Mantle.....	46
Ken Griffey, Jr.*.....	46
14. Willie McCovey.....	44
Mike Schmidt.....	44
16. Lou Gehrig.....	43
Dave Kingman.....	43
Juan Gonzalez*.....	43
19. Ernie Banks.....	42
Reggie Jackson.....	42

*-active players

possession of 7th on all-time list...next overall is Harmon Killebrew with 573...passed 10 Hall of Famers on all-time list during 2001, jumping from 17th to current 7th place...owns NL record for consecutive seasons with 30-or-more HR, accomplishing feat 10 times...Jimmie Foxx owns ML mark, reaching 30-HR plateau 12 straight years (1929-40)...has recorded 100 RBI 10 times in his career, while only Henry Aaron has more 100-RBI seasons in NL history (11)...Ruth, Foxx and Lou Gehrig hold ML standard with 13...is only member of 400-400 club (HRs-

SBs), having also stolen 484 bags in career (41st on All-time ML list, 3 back of Omar Moreno for 40th)...only 3 other players have even reached 300-300 barrier: Willie Mays (660 HRs, 338 SBs), Andre Dawson (436 HRs, 314 SBs) and his father Bobby Bonds (332 HRs, 461 SBs)...has hit 40-or-more HRs in 5 different seasons, all with Giants (1993 - 46, 1996 - 42, 1997 - 40, 2000 - 49 and 2001 - 73)...2001 campaign marks just 19th time Giant has hit 40 or more clouts in year, with only Mays accomplishing feat more than 4 times (6 seasons)...became only 2nd member of 40-40 club in 1996 after clubbing 42 home runs and stealing 40 bases...is still only National Leaguer to accomplish feat...Oakland's Jose Canseco in 1988 and Seattle's Alex Rodriguez in 1998 are only other members of club...with 40 HR and 37 stolen bases in 1997, became 1st player in Major League history to compile at least 40 home runs and 30 stolen bases in 2 different seasons...has reached 30-30 plateau 5 times in career (1990, '92, '95, '96 and '97), joining his father Bobby (1969, '73, '75, '77 and '78) as only 5-time 30-30 men in ML history...only 6 other ML players have accomplished feat more than once: Mays, Howard Johnson, Sammy Sosa, Ron Gant, Jeff Bagwell and Raul Mondesi (all twice)...Barry and his father, Bobby (332 HRs), represent the ultimate show of power and speed in father-son pair, holding ML mark for HRs by father-son combo with 899...pair also holds same distinction for stolen bases with 945 thefts combined (Bobby 461, Barry 484)...with combined 2,566 RBI, Barry (1,542) and Bobby (1,024) are also tops for father-son runs driven in...holds Major League record with 355 intentional walks on career, surpassing home run king Hank Aaron (293) in 1999...has 56 multi-homer games, owning sole possession of 5th place on all-time ML list...next is Hank Aaron with 62, while all-time leader is Babe Ruth with 72...for his career, has played for playoff contending teams in 8 of his 16 seasons...during regular season in Sept. and Oct. of those 8 years, has hit combined 329 (241-for-732) with 71 HRs and 178 RBI...was 1 of only 2 players in majors to hit at least 20 homers in each year during 1990s, matching former Giant Matt Williams...collected 2,000th hit in 1999, becoming just 210th player in ML history and 47th to have worn Giants uniform to reach milestone...is only 25th player in ML history to amass 2,000 hits and 400 home runs in career...has homered in 26 big league parks, marking each ML park he has played in (during regular season)...in fan balloting during 1999 season; was

named left fielder on San Francisco Giants All-Time team...was also named left fielder on 1990's All-Decade team in balloting among local media...was originally drafted by SF in 2nd round of 1982 draft, but elected to attend Arizona State...

PLAYER OF 1990s...was named Player of Decade for 1990s by *The Sporting News*...hit .302 (1,478-for-4,894) with 1,091 runs scored, 299 2Bs, 42 3Bs, 361 HRs, 1,076 RBI and 343 in 1,434 games during 1990s...past Player of Decade winners include: Stan Musial (1946-55), Ted Williams (1950-59), Willie Mays (1960-69), Pete Rose (1970-79) and Mike Schmidt (1980-89)...

...was only player in either league to receive MVP points in each year during 1990s...finished 3rd in decade for HRs, behind Mark McGwire (405) and Ken Griffey, Jr. (382)...also logged 3rd highest RBI total in 1990s, trailing only Albert Belle (1,099) and Griffey, Jr. (1,091)...won 8 Gold Gloves in left field...only Griffey, Jr. (10) and Greg Maddux (10) had more, at any position...

2001 SEASON...single-season home run king had one of greatest all-around campaigns in Major League history...season's work propelled him to unprecedented 4th MVP award...hit 73 home runs to break Mark McGwire's single season record of 70, which was established in 1998...led majors with 122 homers over last 2 years (8 more than Sammy Sosa), marking most by left-handed hitter over consecutive seasons in ML history (former mark was held by Babe Ruth, 114 in 1927-28)...joined Jeff Kent (2000) to become 1st NL teammates to win successive MVP awards since Pittsburgh's Dave Parker and Willie Stargell (co-MVP) in 1978-79...was named recipient of NL Hank Aaron Award, which recognizes best overall hitter in league...was tabbed ML Player of Year by *Associated Press*, *The Sporting News*, *Baseball America* and *Baseball Digest* as well as also earning 9th Silver Slugger Award...of his 73 roundtrippers, 47 either gave SF lead (24), tied game (7), extended 1-run lead (10) or brought club within 1 run of lead (6)...with 36 HRs on road, broke ML record for road HRs in season of 32, which was shared by Babe Ruth (1927) and Mark McGwire (1998)...set 5 new ML single-season marks in 2001 with 73 home runs, 177 walks, .863 slugging pct., 15.34 home run pct. (HR per 100 at-bats) and 6.52 home run ratio (HR per at-bat)...with 177 walks, eclipsed Babe Ruth's 1923 total of 170...his .863 slugging pct. outdistanced Ruth's .847 mark from 1920...15.34 home run pct. bypassed Mark McGwire's 13.75 figure, established in 1998...with HR every 6.52 at-bats in 2001, Bonds set new mark, besting McGwire's 7.27 rate from 1998...his .515 on-base pct. was 8th best in Major League history, and best in NL during modern era...Ted Williams owns record with .551 in 1941, while John McGraw's .547 mark in 1899 is only higher figure in NL history...posted 107 extra-base hits for 3rd highest total in history, tying Chuck Klein's NL mark set in 1930 for Philadelphia...Babe Ruth owns ML record with 119 in 1921, followed by Lou Gehrig (117, 1927) and Klein...in addition to record-breaking performances, also paced big leagues with 107 extra-base hits and .515 on-base pct., while ranking 4th in NL for RBI (137)...was 68-for-173 (.393) with 56 runs, 11 2Bs, 3B, 31 HRs and 59 RBI in his last 56 games...with 137 RBI, had most by Giant since Willie Mays drove in 141 in 1962...136 runs driven in as left fielder established franchise record for most RBI by left fielder, breaking Insh Bob Muesel's standard (132) established in

Top 5 Home Run Seasons of All Time

HRs	Player	Year
73	Barry Bonds	2001
70	Mark McGwire	1998
66	Sammy Sosa	1998
65	Mark McGwire	1999
63	Sammy Sosa	1999

Career Home Run Leaders

Player	HRs
1. Hank Aaron	755
2. Babe Ruth	714
3. Willie Mays	660
4. Frank Robinson	586
5. Mark McGwire	583
6. Harmon Killebrew	573
7. Barry Bonds*	567
8. Reggie Jackson	563
9. Mike Schmidt	548
10. Mickey Mantle	536
11. Jimmie Foxx	534
12. Willie McCovey	521
Ted Williams	521
14. Ernie Banks	512
Eddie Mathews	512
16. Mel Ott	511
17. Eddie Murray	504

*active players
Giants in bold

1922...hit at least 1 homer in 61 of 153 games played (39.9%)...homered at least once in each of last 9 series and 18 of last 19 (beginning with July 26-29 set in Arizona)...only series he didn't homer in over last 19 was Aug. 28-30 matchup at Arizona...drilled 73rd clout off LA's Dennis Springer, solo blast in 1st inning of season finale Oct. 7 at Pac Bell Park...established himself as most prolific single-season home run hitter in ML history with his 71st and 72nd homers Oct. 5 vs. Dodgers, drilling solo clouts in 1st and 3rd innings (both off Chan Ho Park)...his blasts travelled 424 and 407 feet, respectively...his 2-homer effort Oct. 5 vs. LA marked 56th multi-homer game of career (10th of 2001), moving him past Jimmie Foxx (55) for sole possession of 5th place on all-time ML list...hammered his 70th homer of season Oct. 4 in 9th inning at Houston (off Wilfredo Rodriguez), historic blast that tied him with Mark McGwire (1998) for previous home run record...1-1 pitch (at 9:21 CDT) went to right-center field, travelling estimated 454 feet...had record breaking evening Oct. 3 at Enron Field, passing Babe Ruth (170 in 1923) to establish ML walk record for season...posted his 3rd career (2nd this year) 3-homer game Sept. 9 at Colorado, increasing his league-leading total to 63 on season...previous 3-homer game came May 19 at Atlanta...became just 5th player in ML history to reach 60-homer plateau with solo clout in 2nd inning Sept. 6 off AZ's Albie Lopez at Pac Bell Park...only other players to hit 60 homers in year were McGwire (70 in 1998 and 65 in '99), Sammy Sosa (66 in '98, 64 in 2001 and 63 in '99), Roger Maris (61 in '61) and Ruth (60 in '27)...became oldest player in ML history to reach 50-homer plateau with blast Aug. 11 at Chicago (off Joe Borowski), as he was 37 years and 18 days...Mark McGwire held previous standard at 35 years and 326 days when he hit his 50th in 1999...became just 3rd Giant to reach 50 homers, joining Willie Mays (twice, 51 in 1955 and 52 in '65) and Johnny Mize (51 in 1947)...had greatest 1st half power numbers in Major League history, blasting record 39 homers before break...old mark of 37 clouts was established by Reggie Jackson in 1969 and Mark McGwire in '98...his previous personal high was 28 in 2000...connected for ML-leading 39th HR of campaign June 23 at St. Louis, 2-run shot off Darryl Kile in 1st...was NL's leading vote-getter for All-Star Game...marked 10th time on squad, including 8th time as elected starter...by receiving 2,140,315 votes (2nd in majors to SEA's Ichiro Suzuki), marked 3rd time he led NL balloting (also in 1993 and '95)...hit 500th career homer April 17 vs. LA, 2-run game-winning shot in 8th inning (off Terry Adams) which landed in McCovey Cove to give SF 3-2 win...slugged pair of HRs May 29th against Arizona to pass both Ted Williams and Giants Hall of Famer Willie McCovey (both 521) for 11th on list (522)...established career-high with 15-game hitting streak May 11-27, hitting +40 (22-for-50) with 18 runs scored, 5 2Bs, 12 HRs and 20 RBI...homered in 6-straight games May 17-22, marking 2nd time accomplished feat on year (also April 12-18) and left him just 2 games shy of ML record...only PIT's Dale Long (1956), NYY's Don Mattingly (1987) and SEA's Ken Griffey, Jr. (1993) have had longer homer streaks (8)...during stretch, established NL record with 9 home runs over 6 consecutive games (homering in each game)...previous record was 7 home runs by George Kelly (1924 Giants), Walker Cooper (1947 Giants) and Willie Mays (1955 Giants)...WAS's Frank Howard with 10 HRs over 6 games in 1968 holds ML mark...was named NL Player of Month for May, marking 8th time he's been

The Sporting News' Players of the Decade

Stan Musial.....	1946-55
Ted Williams.....	1950-59
Willie Mays.....	1960-69
Pete Rose.....	1970-79
Mike Schmidt.....	1980-89
Barry Bonds.....	1990-99

Giants Scoring 125 Runs

Runs	Player	Year
147	Mike Tiernan	1889
139	Bill Terry	1930
138	Mel Ott	1929
137	Johnny Mize	1947
136	George Van Haltren	1896
134	Bobby Bonds	1970
132	George Gore	1889
132	Mike Tiernan	1890
132	Mike Tiernan	1896
131	Rogers Hornsby	1927
131	Bobby Bonds	1973
130	Willie Mays	1962
129	George Van Haltren	1898
129	Willie Mays	1961
129	Barry Bonds	1993
129	Barry Bonds	2000
129	Barry Bonds	2001
127	Mike Tiernan	1895
127	Fred Lindstrom	1930
126	Alvin Dark	1953
125	Willie Mays	1959

Bonds' Milestones in Reach

Games

- 14 for 1,300 as Giant
- 18 for 4th on SF list (Thompson, 1304)
- 76 for 10th on franchise list (G.J. Burns, 1,362)
- 147 for 50th on all-time list (Bill Dahlen, 2,443)

At-Bats

- 79 for 4th on SF list (Davenport, 4612)
- 264 for 3rd on SF list (Thompson, 4,612)

Runs

- 9 for 19th on all-time list (Willie Keeler, 1,722)
- 27 for 18th on all-time list (Honus Wagner, 1,740)
- 38 for 17th on all-time list (Jimmie Foxx, 1,751)
- 61 for 16th on all-time list (Charlie Gehringer, 1,774)
- 69 for 15th on all-time list (Paul Molitor, 1,782)
- 72 for 2nd on SF list/5th on franchise list (McCovey, 1,113)
- 79 for on 4th on franchise list (Terry, 1120)
- 85 for 14th on all-time list (Ted Williams, 1,798)
- 103 for 13th on all-time list (Carl Yastrzemski, 1,816)
- 107 for 12th on all-time list (Eddie Collins, 1,820)
- 116 for 11th on all-time list (Frank Robinson, 1,829)

Hits

- 38 for 100th on all-time list (Orlando Cepeda, 2,352)
- 171 for 1,500 as Giant
- 187 for 2,500

Doubles

- 1 for 50th on all-time list (Hal McRae, 485)
- 4 for 7th on franchise list (G.J. Burns, 267)
- 12 for 6th on franchise list (Doyle, 275)
- 17 for 500
- 37 for 300 as Giant
- 45 for 2nd on SF list (McCovey, 308)

Triples

- 2 for 6th on SF list (Davenport and W. Clark, 37)
- 4 for 4th on SF list (Herndon and Thompson, 39)
- 7 for 3rd on SF list (Bo. Bonds, 42)
- 10 for 2nd on SF list (McCovey, 45)

Home Runs

- 6 for 6th on all-time list (Harmon Killebrew, 574)
- 9 for 400 as Giant
- 17 for 5th on all-time list (Mark McGwire, 585)
- 19 for 4th on all-time list (Frank Robinson, 586)
- 68 for 2nd on SF list (Mays, 459)
- 78 for 1st on SF list/3rd on franchise list (McCovey, 469)

RBI

- 33 for 30th on all-time list (Jake Beckley, 1,576)
- 53 for 24th on all-time list (George Brett/Mike Schmidt, 1,595)
- 92 for 4th on franchise list (Terry, 1,078)
- 94 for 20th on all-time list (Ernie Banks, 1,636)
- 114 for 1,000 as Giant

Walks

- 11 for 6th on all-time list (Mickey Mantle, 1,736)
- 75 for 1,800
- 121 for 5th on all-time list (Carl Yastrzemski, 1,846)
- 141 for 4th on all-time list (Joe Morgan, 1,866)

Extra Base Hits

- 133 for 3rd on franchise list (McCovey, 822)

Stolen Bases

- 16 for 500
- 30 for 1st on SF list/5th on franchise list (Bo. Bonds, 263)

honored as Player of Month, most in NL history (since award was established in 1958, no player has won more than 6)...clubbed 17 homers in May to set new ML record for that month, passing 15 hit by NYY's Mickey Mantle in 1956 and STL's Mark McGwire in 1998...17 roundtrippers also tied ML mark for most by left-handed hitter in any month (NYY's Babe Ruth, September, 1927)...also matched Mays (Aug. 1965) for franchise record for roundtrippers in any month...finished month hitting .369 (31-for-84) with 31 runs, 5 2Bs, 17 HRs, 30 RBI and 31 walks...was also named NL Player of Week for his efforts May 15-20, finishing 6-game stretch 10-for-21 (.476) with 2 2Bs, 7 HRs, 9 RBI, 8 runs, 5 walks and 1.571 slugging pct...slugged combined 5 home runs in 2 games May 19 & 20

in Atlanta to become just 23rd player to accomplish feat in ML history...delivered his 2nd career 3-homer game May 19 at Atlanta, matching feat earlier accomplished Aug. 2, 1994 vs. Cincinnati...finished evening 4-for-5 with 2B, also matching career-best for hits in contest (23rd time, 1st in 2001)...

2000...in one of finest seasons of certain Hall-of-Fame career, All-Star left fielder finished 2nd in MVP voting to teammate Jeff Kent...earned Silver Slugger while being named to both *Associated Press* and *Baseball America's* All-Star Teams...slugged then-career-high 49 HRs, surpassing previous best of 46 hit during MVP campaign of 1993...ranked 2nd in NL for homers (1 back of CHI's Sammy Sosa), 2nd in slugging pct. (.688), 1st in walks (117), tied for 3rd in runs (129), 2nd in on-base pct. (.440), 10th in total bases (330) and tied for 6th in extra base hits (81)...slugged 49th HR Sept. 28 at LA, giving him 494 career clouts and moving past Lou Gehrig (493) for sole possession of 17th place on All-Time home run list...was only Giant to homer into McCovey Cove behind right field wall at Pacific Bell Park, hitting water 6 times (including 1st-ever May 1 vs. Mets, off Rich Rodriguez)...once again,

300-300 Club (Home Runs/Stolen Bases)

Player	HR	SB
Willie Mays	660	338
Barry Bonds	567	484
Andre Dawson	436	314
Bobby Bonds	332	461

Rodriguez) which gave SF 9-0 lead...ball landed in McCovey Cove, marking 1st splash landing at Giants new home...equaled SF record (along with Mays) and career high with 5 runs scored April 18 at Cincinnati, originally established Aug. 4, 1993 at San Diego...finished evening 1-for-2 with 5 runs, HR, 2 RBI and career-high tying 4 walks...was also issued 4 free passes Sept. 11 at Houston (11th time in career)...became 1st Giant to homer in regular season game at Pac Bell Park, hammering 3rd clout of year in April 11 opener vs. Dodgers...3rd inning solo blast to right-center field (off Chan Ho Park) gave SF 2-1 lead...stole 1st base of year April 8 in Atlanta, marking 461st of career and tying his father, Bobby, for 43rd place on all-time ML list...surpassed his father with 2nd swipe April 19 at Cincinnati...hit .207 (6-for-29) with 3 2Bs, 3B and 3 RBI in 4 games of NLDs vs. Mets...was named MVP of MLB-Japanese All-Star Series following campaign, hitting .321 (9-for-28) with 2 2Bs, 4 HR and 9 RBI...**1999**...posted exceptional numbers despite playing with numerous injuries that limited him to career-low 102 games...suffered from left elbow injury, groin problem and knee inflammation...despite ailments, hit 34 home runs, marking 7th straight year and 8th overall he has reached 30-HR plateau...also marked 10th straight/ 12th overall with 20-or-more clouts...joined teammates Ellis Burks (31), J.T. Snow (24), Jeff Kent (23) and Rich Aurilia (22) as just 3rd 20-homer quintet in franchise history (also 1953 and 1963)...posted 83 RBI, marking just 2nd time in last 10 years that he has not reached century mark (with only other blemish being strike-shortened 1994 campaign when he finished with 81)...however, was 1 of 5 Giants to drive in at least 80 on year, marking 1st time in franchise history that 5 teammates have done so...was joined by Kent (101), Snow (98), Burks (96) and Aurilia (80) in record-setting quintet...collected 2,000th career base hit Sept. 11 vs. Atlanta (4th inning 2B off Tom Glavine)...had season-ending arthroscopic surgery on his right knee Oct. 1, 40-minute procedure performed by Dr. Art Ting to repair medial cartilage and remove

elevated game during September stretch drive, hitting .315 (28-for-89) with 10 HRs and 26 RBI...was voted starter on National League All-Star team, marking 9th time he has been on squad (8th time as starter)...however, had to miss contest due to stress fracture in tip of right thumb...was named NL Player of Week for May 22-28, finishing stretch 11-for-22 with 5 2Bs, 3 HRs, 8 runs and 9 RBI...slugged his 11th HR May 1 vs. Mets, 3-run shot in 6th inning (off Rich

inflamed tissue...had 1st surgery of season April 20 (by Dr. Ting) to remove bone spur and repair damaged triceps tendon in left arm...was on DL April 18-June 8...missed majority of 1st half due to injury, as he was on Disabled List for only 2nd time in career after elbow surgery...prior to 1999, had played in 888 of 908 regular season games with Giants from 1993-98...missed 47 games while on DL, with SF going 25-22 during 52-day period...was activated from Disabled List prior to June 9 contest vs. Angels...finished with 14 homers in August, to establish then-career-high for most in any month (previous high was 11, 4 times)...was issued his 293rd career intentional

Top 5 Giants HR Seasons

HRs	Player	Year
73	Barry Bonds	2001
52	Willie Mays	1962
51	Willie Mays	1955
51	Johnny Mize	1947
49	Willie Mays	1962
49	Barry Bonds	2000

walk June 27 vs. Los Angeles (by Chan Ho Park), matching Hank Aaron for most in Major League history...earlier in year surpassed Aaron for NL standard, as home run king was issued 289 while in NL...prior to stint on DL, was off to strong start as he ranked among NL leaders in average (.366-8th), HR (4-6th), RBI (12-3rd) and runs (11-5th)...made 7th straight Opening Day start for Giants April 5 at Cincinnati, finishing 0-for-3 with 2 walks and run scored...was issued 290th career intentional walk in contest (by Brett Tomko), establishing National League record...**1998**...produced another outstanding season, garnering his 8th All-Star selection...hit 30 HRs in season for 7th straight year and 8th time in career...his 122 RBI marked 8th time he had reached 100-RBI plateau in 9 years (with only blemish being strike-shortened 1994 campaign when he finished with 81)...established career standard for doubles with 44, surpassing his 1993 total of 38...established National League record by reaching base in 15 consecutive plate appearances Aug. 31-Sept. 4, going 9-for-9 with 2 2Bs, 2 HRs, 5 RBI and 6 walks (2 intentional)...surpassed old mark of 14 set by LA's Pedro Guerrero from July 23-26, 1985...NY's John Olerud subsequently matched mark with effort ending Sept. 22...was selected NL Player of Week for Aug. 31-Sept. 6 after hitting .529 (9-for-17) with 7 runs scored, 2 2Bs, 2 HRs, 5 RBI...was elected starter for 1998 All-Star Game (July 7 at Colorado), receiving 4th-most votes among National Leaguers (1,897,156) and 2nd most for N.L. outfielders...marked his 6th time elected starter for N.L. and 8th time overall on squad...appeared in his 8th All-Star Game July 7 at Coors Field and clubbed his 1st career HR in Mid-Summer Classic...drilled 3-run, 451-foot bomb off Cleveland's Bartolo Colon...finished evening 1-for-2 with HR, 3 RBI and walk...made his 6th straight Opening Day start for Giants March 31 in Houston, marking most Opening Day starts by left fielder in SF history...Jeff Leonard is only other LFER to make as many as 5 opening assignments (1983-87) since team moved West...slugged 8th career grand slam April 26 vs. Milwaukee...matched career-high with 4 walks (1 intentional, 0-for-1) April 27 vs. Pittsburgh...received ultimate sign of respect May 28 vs. Arizona, being issued intentional walk with bases loaded...walk forced in run to make score 8-7 with 2 out in 9th, while D-Backs claimed victory as next hitter (Brent Mayne) lined out to end contest...sat out Aug. 14-16 series vs. Florida as he dropped appeal on 3-game suspension...was given suspension by N.L. office for charging mound (after being hit by pitch from Ricky Bottalico) in contest Aug. 2 in Philadelphia...**1997**...had yet another All-Star/MVP-caliber season, finishing with .291 batting average, 40 home runs, 101 RBI, 37 stolen bases, 123 runs scored and 145 walks...logged 2nd 40-30 season and his 5th 30-30 season (SBs/HRs) of career (also 1990, '92, '95 and '96), matching his father Bobby for most in Major League history...was named to 1997 All-Star team, marking 7th year on NL squad...started game despite being named as reserve, opening in left field in place of injured Kenny Lofton and going 0-for-2 with walk and stolen base...led NL in walks

Multiple 30-30 Seasons

Player	Team	Year	G	SB	HR
Willie Mays	NY (NL)	1956	152	40	36
	NY (NL)	1957	152	38	35
Bobby Bonds	SF	1969	158	45	32
	SF	1973	160	43	39
	NY (AL)	1975	145	30	32
	CAL	1977	158	41	37
	CWS/TEX	1978	156	43	31
Howard Johnson	NY (NL)	1987	157	32	36
	NY (NL)	1989	153	41	36
	NY (NL)	1991	156	30	38
Ron Gant	ATL	1990	152	33	32
	ATL	1991	154	34	32
Barry Bonds	PIT	1990	151	52	33
	PIT	1992	140	39	34
	SF	1995	144	31	33
	SF	1996	158	40	42
	SF	1997	159	40	37
Sammy Sosa	CHI (NL)	1993	159	36	33
	CHI (NL)	1995	144	34	36
Raul Mondesi	LA	1997	159	32	30
	LA	1999	159	36	33

with 145 (34 intentional), having been issued at least 1 walk in 103 of 159 contests on campaign (64.8%)...also ranked 2nd in NL with .446 on-base percentage...was tied for 4th in NL for homers (+0, 9 off lead), while ranking 3rd in runs scored (123) and tied for 4th in slugging pct. (.585)...hit pair of inside-the-park homers, Sept. 21 at San Diego (solo blast off Sterling Hitchcock) and April 23 vs. Atlanta (3-run shot off Tom Glavine)...marked 2nd and 3rd insiders of career, also circling bases as Pirate July 28, 1987 (off Philadelphia's Shane Rawley)...cracked 1,000 RBI barrier April 23, finishing with 3 on afternoon... **1996**...became only 2nd member of 40-40 club Sept. 27 in Colorado when he stole his 40th base in 3rd inning off Armando Reynoso and Jeff Reed...set then-National League mark for most walks in season with 151...led National League in walks (151), intentional walks (30), RBI ratio (4.0) and HR ratio (12.3)...was among league's top 5 in home runs (2nd - 42), slugging pct. (2nd - .308), on-base pct. (2nd- .461), runs scored (3rd - 122), RBI (4th - 129), stolen bases (4th - 40), total bases (5th - 159)...was awarded 6th Gold Glove in 7 years...was named NL Player of Month for April, marking 5th time he had won award (July 1990 and '91, April '92 and

Career Slugging Percentage Leaders

(Players with 4,000 total bases)

Player	TB	SLG.
1. Babe Ruth	5,793	.690
2. Ted Williams	4,884	.634
3. Lou Gehrig	5,060	.632
4. Jimmie Foxx	4,956	.609
5. Barry Bonds*	4,639	.585
6. Rogers Hornsby	4,712	.577
7. Stan Musial	6,134	.559
8. Willie Mays	6,066	.557
Mickey Mantle	4,511	.557
10. Hank Aaron	6,856	.555

*active players

Leading Father-Son Hitters in Major League History

HOME RUNS

899	Bonds	(Bobby 332/Barry 567)
612	Griffey	(Ken 152/Ken, Jr. 460)
468	Bell	(Gus 206/Buddy 201/David 61)
460	Boone	(Ray 151/Bob 105/Bret 162/Aaron 42)
407	Berra	(Yogi 358/Dale 49)

RBI

2,566	Bonds	(Bobby 1,024/Barry 1,542)
2,326	Bell	(Gus 942/Buddy 1,106/David 278)
2,450	Boone	(Ray 737/Bob 826/Bret 677/Aaron 210)
2,194	Griffey	(Ken 859/Ken, Jr. 1,335)
1,708	Berra	(Yogi 2,150/Dale 603)

STOLEN BASES

945	Bonds	(Bobby 461/Barry 484)
782	Wills	(Maury 586/Bump 196)
698	Alomar	(Sandy 227/Roberto 446/Sandy, Jr. 25)
381	Sisler	(George 375/Dick 6)
375	Griffey	(Ken 200/Ken, Jr. 175)

'93)...finished April with 32 RBI, highest monthly total in his career...tied then-ML record for most HRs in April with his 11...Ken Griffey Jr. hit 13 in April 1997 for Seattle...11 still stands as NL record, matching 6 other players...sat out Aug. 25 contest vs. Expos (due to aggravated lt. hamstring), snapping franchise record 357 consecutive games played streak...previously had not missed game since May 6, 1994 vs. LA...at time, was 2nd longest streak in majors behind Cal Ripken...was elected to start 5th straight All-Star Game...finished 1-for-3 with RBI in July 9 contest at Veterans Stadium...won MLB home run hitting contest day before, besting Mark McGwire in final round...following season, joined group of MLB All-Stars headed by Giants' Manager Dusty Baker on 8-game trip to Japan...hit .292 with 3 2Bs, 1 HR and 3 RBI as MLB All-Stars posted 4-2-2 (won-lost-tied) series victory... **1995**...led National League in walks (120) and on-base pct. (.431) while ranking amongst leaders in runs (2nd - 109), home runs (4th - 33), RBI (6th - 104), total bases (5th - 292), slugging pct. (5th - .577), extra base hits (tied for 3rd - 70) and outfield assists (tied for 4th - 12)...was leading NL vote-getter for All-Star Game, receiving 1,392,130 votes (BAL's Cal Ripken led ML with 1,698,524)...marked 2nd time he was NL's leading vote-getter (also in 1993), 4th consecutive year elected starter (also 1992-94) and 5th time he had made squad (also in 1990)...became 1st Giant to hit 30 home runs and steal 30 bases in season since his father Bobby did it in 1973...reached that distinction with 30th theft Sept. 22 vs. Colorado, accomplishing 30-30 feat for 3rd time in his career (also in 1990 and '92 with Pittsburgh)...slugged 30th homer Sept. 21 vs. Colorado off Joe Grahe, marking 4th straight year and 5th time in his career he had done

so...also marked 50th time in franchise history a Giant has reached 30-HR plateau...posted his 5th 100-RBI campaign in 6 years...led NL in intentional walks for 4th straight year, drawing 22...with his steal of 2nd June 28 vs. Colorado, Barry and his father, Bobby, established ML record of 783 stolen bases by a father-son combination, held previously by Maury (586) and Bump (196) Wills...slugged 9th HR of year June 8 vs. New York off Dave Mlicki, marking 600th combined HR for Barry and his father Bobby (332)...went 0-for-3 for victorious NL club at All-Star Game...**1994**...despite playing with bone spur in right elbow suffered in early May, was projected to post power numbers greater than 1993's MVP season before players' strike wiped out final 7 weeks of campaign...after 113 games, was on pace to hit 52 HRs and drive in 114 runs (had NL-high 46 HRs and 123 RBI in '93)...finished 4th in NL MVP balloting...named to *The Sporting News*, *Associated Press* and *Baseball America* Post Season All-Star squads...earned NL Silver Slugger Award, representative of one of NL's top outfielders...was voted to his 3rd straight start (4th overall appearance) in All-Star Game...earned his 5th straight Gold Glove...ranked among NL's top 10 in 11 individual categories, including 1st in walks (74) and intentional walks (18); 3rd in HRs (37), slugging pct. (.647) and outfield assists (10, tied); 4th in runs scored (89); 5th in total bases (253); 6th in stolen bases (29) and 9th in RBI (81)...clubbed 3 HRs in game for 1st time in ML career Aug. 2 vs. Cincinnati, going 4-for-5 with single and 4 RBI...was 1st Giant to hit 3 HRs in game since Kevin Mitchell turned trick at Pittsburgh May 25, 1990...last Giant to belt 3 at 'Stick was Darrell Evans vs. Houston, June 15, 1983...with 29 SBs, joined Darren Lewis (30) and Royce Clayton (23) in the 20-SB club, marking 1st time Giants have featured trio of 20-SB men since 1919 (George Burns 40, Ross Youngs 24, Benny Kauff 21)...HR off Shawn Boskie at Philadelphia July 18 was his 28th of year and 250th of ML career...underwent successful surgery to remove bone chip Sept. 23 at Menlo Park's Recovery Inn, with team physician Warren King performing operation...suffered injury May 4 on pitch by NY's Eric Hillman that struck him under protective guard...**1993**...named Associated Press Major League Player of Year and also voted to UPI and *The Sporting News* NL All-Star teams and *Associated Press* Major League All-Star team...his .336 average was higher than any of the other 27 NL players who have won the homer and RBI titles in same season since 1937...won 4th straight Gold Glove...average and runs scored (129) were career highs...became 1st player to lead NL in both slugging and on-base percentage since Mike Schmidt in 1981...won prestigious 1993 S. Rae Hickok Award as nation's top professional athlete...hit .333 over his final 16 pressurized games of

Career Runs Leaders

Player	Runs
1. Rickey Henderson*	2,248
2. Ty Cobb	2,245
3. Hank Aaron	2,174
Babe Ruth	2,174
5. Pete Rose	2,165
6. Willie Mays	2,062
7. Stan Musial	1,949
8. Lou Gehrig	1,888
9. Tris Speaker	1,881
10. Mel Ott	1,859
11. Frank Robinson	1,829
12. Eddie Collins	1,820
13. Carl Yastrzemski	1,816
14. Ted Williams	1,798
15. Paul Molitor	1,782
16. Charlie Gehringer	1,774
17. Jimmie Foxx	1,751
18. Honus Wagner	1,740
19. Willie Keeler	1,722
20. Jesse Burkett	1,713
Barry Bonds*	1,713
22. Cap Anson	1,711
23. Billy Hamilton	1,692
24. Bid McPhee	1,684
25. Mickey Mantle	1,677

*-active players

Career Walk Leaders

Player	Walks
1. Rickey Henderson*	2,141
2. Babe Ruth	2,056
3. Ted Williams	2,019
4. Joe Morgan	1,865
5. Carl Yastrzemski	1,845
6. Mickey Mantle	1,734
7. Barry Bonds*	1,724
8. Mel Ott	1,708
9. Eddie Yost	1,614
10. Darrell Evans	1,605

*-active players

season with 6 homers, 7 doubles, 21 RBI and .860 slugging percentage...was 1993's leading vote-getter in fan balloting (3,074,603 votes) for 6th All-Star Game, becoming only 2nd Giants player to accomplish that feat (Will Clark also led in 1989)...joined Joe Medwick, Al Simmons, Ted Kluszewski and Ernie Banks as only players ever to hit 2 doubles in an All-Star Game...was among league leaders in almost every offensive category, including 4th in average (.336), 1st in home runs (46), 1st in RBI (123), 1st in slugging pct. (.677), 1st in on-base pct. (.458) and 2nd in runs scored (129)...his average, home run and RBI totals would have been good enough to capture NL Triple Crown in 5 of previous 7 years (1992, '91, '90, '87 and '86)...baseball hasn't had triple crown winner since Carl Yastrzemski in '67 and the NL hasn't had one since Joe "Ducky" Medwick in '37...his .677 slugging percentage was highest in franchise history...slugged his 40th HR of season Sept. 2 in Atlanta, becoming only 14th player in franchise history to accomplish that feat (Kevin Mitchell had been last with 47 in 1989)...his 123 RBI marked 4th straight year with 100 RBI-or-more and established then-career-high (previous high was 116, set in 1991)...with 46 HRs, became 1st player in franchise history to hit over 30 HRs in his 1st season as a Giant...was walked intentionally ML-leading 43 times in season, 2nd-highest total for season in ML history...all-time mark is 45, set by ex-Giant Willie McCovey in 1969...scored 5 runs on Aug. 4 at San Diego, tying SF franchise mark set by Willie Mays twice in 1964...stole 3 bases Aug. 20 vs. Florida, marking 1st Giant to steal 3 bases in game since Darren Lewis Sept. 16, 1991...earned NL Player of Month honors for April (.431, 7 HRs, 25 RBI)...**1992**...won 2nd NL MVP award in 3 years...ranked among NL leaders in average (T6th), home runs (2nd with career-high 34), RBI (4th), walks (1st), intentional walks (1st with 32, breaking Roberto Clemente's Pirates club mark), runs (1st), doubles (T9th), stolen bases (9th with 39), on-base pct. (1st), slugging pct. (1st), extra base hits (1st) and home run ratio (1st, 1 every 13.9 at-bats)...named NL Player of Month for April (.317, 7 HRs, 17 RBI in 18 games)...was member of NL All-Star team for 2nd time and elected a starter for 1st time...went 7-for-14 with 13 walks, 4 homers, 7 RBI and 10 runs scored during 1st week of September to grab NL Player of Week honors...was placed on DL for 1st time June 15 after straining muscle in his right side...reinstated July 3 after missing 18 games...appeared in 1,000th career game Sept. 22 at St. Louis...drove in 500th run July 12 vs. Cincinnati...hit .473 during career-high 15-game hitting streak from Sept. 12-26...won his 3rd straight Rawlings Gold Glove Award...hit .261 with HR in 7 games in NLCS vs. Atlanta...**1991**...finished 2nd to ATL's Terry Pendleton in NL MVP voting...ranked 3rd in NL with 13 outfield assists...shared NL Player of the Week honors with Will Clark for week ending July 14...2nd in NL in sacrifice flies and intentional walks...RBI ratio of 1 every 4.4 at-bats was best in

4-Time MVP's in 4 Major Professional Sports

In 2001, Barry Bonds became just 9th athlete in 4 major professional sports (baseball, basketball, football and hockey) to win 4 Most Valuable Player Awards, and only player in history of Major League Baseball.

MAJOR LEAGUE BASEBALL

YEARS

Barry Bonds (4).....1990, 1992, 1993, 2001

NATIONAL BASKETBALL ASSOCIATION

YEARS

Kareem Abdul-Jabbar (6).....1971, 1972, 1974, 1976, 1977, 1980

Michael Jordan (5).....1988, 1991, 1992, 1996, 1998

Bill Russell (5).....1958, 1961, 1962, 1963, 1965

Wilt Chamberlain (4).....1960, 1966, 1967, 1968

NATIONAL FOOTBALL LEAGUE

YEARS

Jim Brown (4).....1957, 1958, 1963, 1965

NATIONAL HOCKEY LEAGUE

YEARS

Wayne Gretzky (9).....1980, 1981, 1982, 1983, 1984, 1985, 1986, 1987, 1989

Gordie Howe (6).....1952, 1953, 1957, 1958, 1960, 1963

Eddie Shore (4).....1933, 1935, 1936, 1938

major...**1990**...won National League Most Valuable Player Award from BBWAA, also Major League Player of Year Award from *The Sporting News*...named to NL All-Star team for 1st time... became 2nd player in ML history to hit 30 home runs and steal 50 bases in same season (Eric Davis of Cincinnati in 1987 was other)... led NL with .565 slugging percentage, ranked 2nd in walks and 3rd in stolen bases...tied for lead in outfield assists with 14...was named NL Player of Week for April 23-29 and Player of Month for July...**1989**...finished 2nd in NL with 14 outfield assists...**1988**...was named NL Player of Week April 11-17...injured his left knee June 17 at St. Louis, undergoing arthroscopic surgery Sept. 28...**1987**...opened year in center field but switched to left on May 30... homered in 4 straight games (total of 5 HRs) Aug. 18-21...**1986**...hit .311 in 44 games at triple-A Hawaii before his contract was purchased by Pirates May 30...led NL rookies in homers, RBI, stolen bases and walks...1st ML hit was double May 31 off Rick Honeycutt of Dodgers...hit 1st ML home run June 4 off Craig McMurtry at Atlanta...**1985**...began pro career at Prince William after being chosen in 1st round (6th overall pick) of draft by Pittsburgh...named Carolina League Player of Month for July...

Career Leaders, Extra Base Hits

Player	XBH
1. Hank Aaron	1,477
2. Stan Musial	1,377
3. Babe Ruth	1,356
4. Willie Mays	1,323
5. Lou Gehrig	1,190
6. Frank Robinson	1,186
7. Carl Yastrzemski	1,157
8. Ty Cobb	1,136
9. Tris Speaker	1,131
10. Barry Bonds*	1,121
11. George Brett	1,119
12. Jimmie Foxx	1,117
Ted Williams	1,117
14. Eddie Murray	1,099
15. Dave Winfield	1,093

*-active players

BASEBALL BLOODLINE...former Giants' great and hitting coach Bobby Bonds is his father...he and his father hold all-time father-son HR record with 899 (Bobby 332/Barry 567)...Bobby played 14 years in Majors, including 7 with Giants (1968-74)...Barry and Bobby are 2 of only 8 players in ML history to enjoy multiple 30-HR, 30-steal seasons...senior and junior Bonds are only players ever to hit 30 HRs and steal 30 bases 5 times during a career...2 have also accounted for 11 Gold Glove awards (Barry 8, Bobby 3)...by age of 4, Barry was regular visitor to Candlestick Park, as his mother, Pat, would drive him and his brother, Rickey (now 32), to stadium on game days and they would play catch with Barry's godfather, future Hall-of-Famer Willie Mays...Bonds children would also shag flies and run around clubhouse...his father attended Barry's games at San Carlos (CA) Little League and later at Serra High, but he seldom sat in stands for fear of stealing crowd's attention, instead parking his car behind some trees...

A GIANT IN THE COMMUNITY...donated \$100,000 to United Way for families of victims from Sept. 11, 2001 terrorist attacks, giving \$10,000 per HR following tragedy...in association with The United Way of the Bay Area, has formed Bonds Family Foundation with the goal to encourage, promote and fund programs designed to improve educational achievements, standard of living and quality of life conditions for African-American youth within Bay Area community, with an emphasis on programs that use interactive technology-based solutions...continued his quest to help children as Family Foundation began "Link 'n Learn" program to connect parents, children, schools and neighborhoods with tutoring services and interactive educational technology...Link 'n Learn program benefits over 1,500 children from grades 1-4 in selected low-income communities in San Francisco Bay Area by using interactive educational technology and high quality tutoring programs to enhance school-parent involvement and increase the learning experience of an at-risk child...along with Cal Ripken and Alex Rodriguez, is national spokesperson for Baseball Tomorrow Fund...appeared in public service announcements designed to promote and enhance growth of youth baseball...under auspices of Bonds Family Foundation, he spearheaded bone marrow campaign, 6-year drive to register African Americans and raise funds for families whose loved ones have Leukemia or related blood disorders...as board member of San Francisco United Way, has done public service announcement about campaign, featuring his special teenage friend, Anthony "Lee" Franklin, a near straight-A student and star shortstop/pitcher on Oakland's 1996 Babe Ruth League national championship team, who was diagnosed with leukemia...in 1999 established scholarship fund at alma mater Serra (San Mateo, CA) High School for an African American student based on academic and athletic achievement as well as community service...participated in 1998 Christmas in

April which renovated home for autistic children, providing security system and digital satellite system...beginning in 1997, Family Foundation started "Bridge to the Future" campaign which equipped 350 after-school centers and 7,000 family homes with Sony CD ROM Play Stations featuring Lightspan Learning Software...has appeared on billboard for California Police Activities League's "Stop Youth Violence" campaign...was honored at special tribute dinner in November 1996 by the Adopt-A-Special Kid organization after having donated \$100,000 to AASK since 1993... San Francisco Mayor Willie Brown also proclaimed that day as "Barry Bonds Day" in San Francisco...during seasons at Candlestick, purchased 50 bleacher seats per game for 42 dates during summer vacation months of June, July and August establishing "The Bonds Squad," section for "Make-a-Family" program...in addition, has pledged \$10,000 each year to AASK and \$100 for each home run, stolen base and RBI each season...was honored in 1995 by Cardiac Arrhythmias Research and Education Foundation for his work with young athletes and his interest in combating sudden cardiac deaths...also in 1994, helped raise another \$12,500 for AASK by co-hosting celebrity baseball game ("Field of Dreams") with singer Michael Bolton...in 1993, also co-hosted Thanksgiving special on Prime Network to help raise funds for fire victims of Southern California...autographed baseballs and bats which were donated to United Way to further help fire victims...

PERSONAL...graduated from Serra (San Mateo, CA) High School in 1982...started in baseball, basketball and football at Serra, school that has also produced Lynn Swann, Jim Fregosi, Gregg Jefferies and 2002 Super Bowl MVP Tom Brady...hit .404 over 3 varsity seasons, including .467 average as prep All-America his senior year...played 3 years for Arizona State University, hitting career .347 with 45 home runs and 175 RBI...named All-Pac 10 all 3 years, chosen to *The Sporting News* All-America Team as junior in 1985...tied NCAA record with 7 consecutive hits in College World Series as sophomore...was named to All-Time College World Series Team in 1996...born in Riverside, CA, where his father and Giants Manager Dusty Baker were also born and raised...his aunt, Rosie Bonds, once held U.S. women's record in 80-meter hurdles and was on '64 U.S. Olympic Team...played major role in Olympic Torch relay prior to 2002 Winter Games, carrying torch through final portion of San Francisco leg and lighting cauldron at Justin Herman plaza...Mays, Mickey Mantle, Kareem Abdul-Jabbar and Tony Dorsett were his childhood heroes...hobbies include weightlifting, martial arts and dancing...10-handicap golfer...married (Liz Watson, Jan. 10, 1998)...has son (Nikolai) and 2 daughters (Shikari and Aisha Lynn)...

BARRY LAMAR BONDS

Year	Club	AVG	G	AB	R	H	2B	3B	HR	RBI	SH	SF	HP	BB	SO	SB	CS	E
1985	Pr. William	.299	71	254	49	76	16	4	13	37	1	4	0	37	52	15	3	5
1986	Hawaii	.311	44	148	30	46	7	2	7	37	0	3	2	33	31	16	5	2
	Pittsburgh	.223	113	413	72	92	26	3	16	48	2	2	2	65	102	36	7	5
1987	Pittsburgh	.261	150	551	99	144	34	9	25	59	0	3	3	54	88	32	10	5
1988	Pittsburgh	.283	144	538	97	152	30	5	24	58	0	2	2	72	82	17	11	6
1989	Pittsburgh	.248	159	580	96	144	34	6	19	58	1	4	1	93	93	32	10	6
1990	Pittsburgh	.301	151	519	104	156	32	3	33	114	0	6	3	93	83	52	13	6
1991	Pittsburgh	.292	153	510	95	149	28	5	25	116	0	13	4	107	73	43	13	3
1992	Pittsburgh	.311	140	473	109	147	36	5	34	103	0	7	5	127	69	39	8	3
1993	San Francisco	.336	159	539	129	181	38	4	46	123	0	7	2	126	79	29	12	5
1994	San Francisco	.312	112	391	89	122	18	1	37	81	0	3	6	74	43	29	9	3
1995	San Francisco	.294	144	506	109	149	30	7	33	104	0	4	5	120	83	31	10	6
1996	San Francisco	.308	158	517	122	159	27	3	42	129	0	6	1	151	76	40	7	6
1997	San Francisco	.291	159	532	123	155	26	5	40	101	0	5	8	145	87	37	8	5
1998	San Francisco	.303	156	552	120	167	44	7	37	122	1	6	8	130	92	28	12	5
1999	San Francisco	.262	102	355	91	93	20	2	34	83	0	3	3	73	62	15	2	3
2000	San Francisco	.306	143	480	129	147	28	4	49	106	0	7	3	117	77	11	3	3
2001	San Francisco	.328	153	476	129	156	32	2	73	137	0	2	9	177	93	13	3	6
Minor Totals		.303	115	402	79	122	23	6	20	74	1	7	2	70	83	31	8	7
S.F. Totals		.306	1286	4348	1041	1329	263	35	391	986	1	43	45	1113	692	233	66	42
M.L. Totals		.292	2296	7932	1713	2313	483	71	567	1542	4	80	65	1724	1282	484	138	76

ALL-STAR GAME RECORD

Year	Club, Site	AVG	G	AB	R	H	2B	3B	HR	RBI	SH	SF	HP	BB	SO	SB	CS	E	
1990	NL, Chicago-NL	.000	1	1	1	0	0	0	0	0	0	0	0	1	0	0	0	0	
1992	NL, San Diego	.333	1	3	1	1	1	0	0	0	0	0	0	0	0	0	0	0	
1993	NL, Baltimore	.667	1	3	2	2	2	0	0	0	0	0	0	0	0	0	0	0	
1994	NL, Pittsburgh	.000	1	3	0	0	0	0	0	1	0	1	0	0	2	0	0	0	
1995	NL, Texas	.000	1	3	0	0	0	0	0	0	0	0	0	0	1	0	0	0	
1996	NL, Philadelphia	.333	1	3	0	1	0	0	1	0	0	0	0	0	0	0	1	0	
1997	NL, Cleveland	.000	1	2	0	0	0	0	0	0	0	0	0	1	1	1	0	0	
1998	NL, Colorado	.500	1	2	1	1	0	0	1	3	0	0	0	1	0	0	0	0	
2000	NL, Atlanta																		
2001	NL, Seattle	.000	1	2	0	0	0	0	0	0	0	0	0	0	1	0	0	0	
ASG Totals			.227	9	22	5	5	3	0	1	5	0	1	0	3	5	1	1	0

DIVISION SERIES RECORD

Year	Club	AVG	G	AB	R	H	2B	3B	HR	RBI	SH	SF	HP	BB	SO	SB	CS	E	
1997	SF vs. FLA	.250	3	12	0	3	2	0	0	2	0	0	1	0	0	3	1	0	0
2000	SF vs. NY	.176	4	17	2	3	1	1	0	1	0	0	0	3	4	1	0	0	
LDS Totals			.207	7	29	2	6	3	1	0	3	0	1	0	3	7	2	0	0

LEAGUE CHAMPIONSHIP SERIES RECORD

Year	Club	AVG	G	AB	R	H	2B	3B	HR	RBI	SH	SF	HP	BB	SO	SB	CS	E
1990	PIT vs. CIN	.167	6	18	4	3	0	0	0	1	0	0	0	6	5	2	0	0
1991	PIT vs. ATL	.148	7	27	1	4	1	0	0	0	0	0	0	2	4	3	0	1
1992	PIT vs. ATL	.261	7	23	5	6	1	0	1	2	0	0	1	6	4	1	0	0
LCS Totals			.191	20	68	10	13	2	0	1	3	0	1	14	13	6	0	1

BONDS VS. 2002 OPPONENTS

	2001					CAREER				
	AVG	AB	H	HR	RBI	AVG	AB	H	HR	RBI
vs. Arizona	.328	61	20	9	16	.254	173	44	14	31
Atlanta	.526	19	10	7	7	.286	524	150	31	90
Chicago	.214	14	3	2	4	.247	734	181	40	114
Cincinnati	.348	23	8	4	11	.322	513	165	51	134
Colorado	.327	52	17	10	17	.315	337	106	31	83
Florida	.300	20	6	4	11	.296	247	73	20	53
Houston	.400	15	6	2	5	.303	532	161	34	94
Los Angeles	.200	65	13	6	8	.254	639	162	42	103
Milwaukee	.407	27	11	4	11	.359	103	37	13	35
Montreal	.333	12	4	1	2	.320	734	235	56	139
New York	.435	23	10	2	6	.280	737	206	30	125
Philadelphia	.286	14	4	2	6	.312	658	205	58	155
Pittsburgh	.471	17	8	3	6	.299	254	76	15	41
St. Louis	.182	11	2	1	2	.267	652	174	33	104
San Diego	.382	55	21	11	19	.330	621	205	63	159
San Francisco	—	—	—	—	—	.278	245	68	15	43
Baltimore	—	—	—	—	—	—	—	—	—	—
New York (AL)	—	—	—	—	—	—	—	—	—	—
Oakland	.250	16	4	2	2	.325	77	25	11	19
Tampa Bay	—	—	—	—	—	—	—	—	—	—
Toronto	—	—	—	—	—	—	—	—	—	—
Interleague	.271	48	13	5	6	.284	229	65	21	39

BONDS' CAREER IN BALLPARKS

	AVG	AB	H	HR	RBI		AVG	AB	H	HR	RBI
at Bank One	.313	96	30	8	18	at Veterans	.297	333	99	26	78
Turner	.323	65	21	8	14	PNC	.444	9	4	2	4
Wrigley	.274	379	104	24	60	Busch	.268	347	93	10	52
Cinergy	.332	259	86	31	75	Qualcomm	.333	306	102	32	73
Coors	.291	151	44	12	30	Pacific Bell	.328	467	153	62	129
Pro Player	.301	133	40	7	23	Camden	—	—	—	—	—
Enron	.455	22	10	5	7	Yankee	—	—	—	—	—
Dodger	.244	336	82	18	52	Net. Assoc.	.295	44	13	5	11
Miller	.500	10	5	3	7	Tropicana	—	—	—	—	—
Olympic	.321	355	114	29	69	SkyDome	—	—	—	—	—
Shea	.265	388	103	10	54						

BONDS BY MONTH

	2001					CAREER				
	AVG	AB	H	HR	RBI	AVG	AB	H	HR	RBI
In March/April	.240	75	18	11	22	.276	1062	293	80	211
May	.369	84	31	17	30	.314	1314	412	99	272
June	.297	74	22	11	19	.280	1416	397	86	223
July	.302	86	26	6	15	.297	1365	406	98	292
August	.350	80	28	12	26	.286	1401	401	107	289
Sept./Oct.	.403	77	31	16	25	.295	1370	404	97	255
Before ASB	.305	259	79	39	73	.288	4226	1218	287	782
After ASB	.355	217	77	34	64	.295	3706	1095	280	760

BONDS' STATISTICAL BREAKDOWN

	2001					CAREER				
	AVG	AB	H	HR	RBI	AVG	AB	H	HR	RBI
Home	.335	224	75	37	71	.291	3817	1112	281	763
Road	.321	252	81	36	66	.292	4115	1201	286	779
Day	.320	153	49	26	48	.287	2907	834	217	579
Night	.331	323	107	47	89	.294	5025	1479	350	963
Grass	.329	465	153	71	134	.298	4634	1383	372	966
Turf	.273	11	3	2	3	.282	3298	930	195	576
vs.LHP	.312	141	44	17	34	.282	2734	771	165	513
vs.RHP	.334	335	112	56	103	.297	5198	1542	402	1029
RISP	.382	89	34	13	39	.299	1815	543	112	911
Bases Loaded	.667	6	4	2	9	.361	155	56	10	167
as Pinch Hitter	.400	5	2	1	1	.214	56	12	3	9
as DH	.176	17	3	1	1	.143	28	4	2	4

4-HIT GAMES (23)

6/4/86 @ ATL
7/10/87 vs. SD
6/9/87 @ MON
8/13/88 @ PHI
4/4/89 @ MON
4/27/90 @ SD
9/13/90 @ NY
4/18/93 vs. ATL
5/5/93 vs. PHI
8/18/93 @ PIT
8/31/93 @ ATL
5/21/94 @ CHI
8/2/94 vs. CIN
5/3/95 vs. LA
6/7/95 vs. NY
6/30/95 vs. SD
6/13/96 vs. HOU
6/30/96 vs. SD
8/2/98 @ PHI
9/4/98 @ LA
8/20/99 @ MIL
8/14/00 @ NY
5/19/01 @ ATL

5-RBI GAMES (16)

8/13/88 @ PHI
8/6/90 @ PHI
8/29/90 @ ATL
5/16/92 vs. SD (6)
4/15/93 vs. ATL
7/8/93 @ PHI (6)
10/1/93 @ LA (7)
6/26/94 @ COL
6/30/95 vs. SD
4/10/96 @ HOU
4/30/96 @ SD (6)
7/15/97 @ SD
7/26/99 vs. STL
7/31/99 @ CIN
7/26/01 @ AZ
9/9/01 @ COL

2-HR GAMES (53)

6/20/87 @ CHI
8/18/87 @ CIN
4/14/88 vs. PHI
5/12/88 vs. LA
8/13/88 @ PHI
6/7/89 @ PHI
4/27/90 @ SD
9/14/90 @ MON
9/19/90 @ CHI
5/21/91 vs. STL
8/12/91 vs. STL
5/16/92 vs. SD
4/29/93 vs. NY
7/8/93 @ PHI
7/30/93 @ COL
8/15/93 @ CHI
8/18/93 @ PIT
9/25/93 vs. SD
10/1/93 @ LA
5/17/94 @ HOU
6/26/94 @ COL
7/15/94 @ MON
7/16/94 @ MON
6/30/95 vs. SD
7/18/95 vs. FLA
8/18/95 @ PHI
4/27/96 vs. FLA

4/30/96 @ SD
9/11/96 vs. STL
6/8/97 vs. ATL
6/20/97 vs. LA
7/15/97 @ SD
8/9/98 vs. ATL
8/30/98 @ PHI
7/2/99 @ LA
7/30/99 @ CIN
7/31/99 @ CIN
8/20/99 @ MIL
8/25/99 @ CHI
8/30/99 vs. PHI
8/31/99 vs. PHI
5/10/00 vs. STL
6/3/00 @ OAK
9/4/00 vs. PHI
9/5/00 vs. PHI
5/20/01 @ ATL
5/30/01 vs. AZ
6/15/01 vs. OAK
7/18/01 vs. COL
7/26/01 @ AZ
8/16/01 vs. FLA
9/23/01 @ SD
10/5/01 vs. LA

3-HR GAMES (3)

8/2/94 @ CIN
5/19/01 @ ATL
9/9/01 @ COL

GRAND SLAMS

- 5/22/90 @ HOU (off Dan Schatzeder)
- 5/16/92 vs. SD (off Greg Harris)
- 6/24/93 vs. COL (off Willie Blair)
- 5/8/94 vs. COL (off Armando Reynoso)
- 4/30/96 @ SD (off Bob Tewksbury)
- 8/7/96 vs. CIN (off Scott Service)
- 7/23/97 vs. PHI (off Mark Leiter)
- 4/26/98 vs. MIL (off Jeff Juden)
- 7/26/01 @ AZ (off Curt Schilling)
- 8/14/01 vs. FLA (off Ricky Bones)

ALL-STAR GAMES

- **1990 (Wrigley Field)**...Entered as replacement in LF...0-for-1
- **1992 (Jack Murphy Stadium)**...Elected starting LFER, batting 3rd...1-for-3, 2B, run scored
- **1993 (Camden Yards)**...ML's leading vote-getter...started in LF, batting 2nd...2-for-3, 2 2Bs, 2 runs scored
- **1994 (Three Rivers Stadium)**...Elected starting LFER...batted 3rd...0-for-3 with a sacrifice fly
- **1995 (The Ballpark at Arlington)**...NL's leading vote-getter...started in LF, batting 3rd...0-for-3 with a strikeout
- **1996 (Veterans Stadium)**...Elected starting LFER...batted 3rd...1-for-3 with RBI...won MLB Home Run Contest previous day, besting Mark McGwire...
- **1997 (Jacobs Field)**...Started in LF for injured Tony Gwynn...went 0-for-2 with walk and stolen base...
- **1998 (Coors Field)**...Elected starting LFER...batted 4th...hit 1st career All-Star home run off Bartolo Colon...became 2nd father-son combination to homer in All-Star Game...his father, Bobby, hit one in 1973 game at KC...Ken Griffey, Sr. (1980) and Ken Griffey, Jr. (1992) were 1st father-son combo)...finished 1-for-2 with 3 RBI...
- **2000 (Turner Field)**...Elected starting LFER...was not able to participate due to fractured right thumb...
- **2001 (SAFECO Field)**...NL's leading vote-getter...started in LF, batting 3rd...0-for-2 with a strikeout...

MILESTONES

- **1st hit:** 5/31/86 vs. LA (double off Rick Honeycutt)
- **500th hit:** 8/1/89 @ ATL (single off Tom Glavine)
- **1000th hit:** 4/18/93 vs. ATL (double off Mike Stanton)
- **1500th hit:** 6/10/96 vs. PIT (single off Esteban Loaiza)
- **2000th hit:** 9/11/99 vs. ATL (double off Tom Glavine)
- **1st HR:** 6/4/86 @ ATL (off Craig McMurtry)
- **100th HR:** 7/12/90 vs. SD (off Andy Benes)
- **200th HR:** 7/8/93 @ PHI (off Jose DeLeon)
- **250th HR:** 7/18/94 @ PHI (off Shawn Boskie)
- **300th HR:** 4/30/96 vs. FLA (off John Burkett)
- **350th HR:** 6/22/97 vs. LA (off Chan Ho Park)
- **400th HR:** 8/23/98 @FLA (off Kirt Ojala)
- **450th HR:** 4/15/00 vs. AZ (off Todd Stottlemyre)
- **500th HR:** 4/18/01 vs. LA (off Terry Adams)
- **550th HR:** 8/27/01 @ NY (off Kevin Appier)
- **1st SB:** 6/7/86 vs. NY
- **100th SB:** 7/16/89 at SF
- **200th SB:** 7/30/91 at ATL
- **300th SB:** 7/26/94 vs. LA
- **400th SB:** 7/26/97 vs. PIT
- **1000th RBI:** 4/23/97 vs. ATL
- **1500th RBI:** 8/9/01 vs. CIN

BONDS' CAREER FIELDING

Position	PCT.	G	PO	A	E	TC	DP	PB
Outfield	.984	2244	4578	145	76	4799	21	—

CAREER TRANSACTIONS

- Selected by San Francisco in 2nd round of June, 1982 draft; did not sign.
- Selected by Pittsburgh in 1st round (6th player chosen) in June, 1985 draft.
- Placed on Disabled List June 15-July 3, 1992 with strained right side.
- Granted free agency, October 26, 1992; signed with San Francisco, December 8, 1992.
- Placed on MLB suspended list, Aug. 14-16, 1998.
- Placed on Disabled List April 20-June 9 with left tricep tendon tear.
- Granted free agency, November 5, 2001; re-signed with San Francisco, January 14, 2002

CAREER HIGHS

- **Most Hits:** 4 (23 times), last: May 19, 2001 at Atlanta
- **Most Doubles:** 3 (twice), last: Sept. 23, 1993 at Houston
- **Most Triples:** 1 (71 times), last: Aug. 26, 2001 at New York
- **Most Home Runs:** 3 (3 times), last: Sept. 9, 2001 at Colorado
- **Most Runs:** 5 (twice), last: April 18, 2000 at Cincinnati
- **Most Stolen Bases:** 3 (5 times), last: Aug. 20, 1993 vs. Florida
- **Most Walks:** 4 (12 times), last: May 1, 2001 at Pittsburgh
- **Most Intentional Walks:** 3 (4 times), last: May 29, 2001 vs. Arizona
- **Most Strikeouts:** 4 (4 times), last: July 18, 2000 vs. Texas
- **Most RBI:** 7, Oct. 1, 1993 at Los Angeles
- **Career Grand Slams:** 10, last: Aug. 14, 2001 vs. Florida (off Ricky Bones)
- **Longest Hitting Streak:** 15 games (twice), last: May 11-27, 2001

Giants All-Star Game Home Runs

Player	Date	Inning	Men on	Pitcher
Johnny Mize	July 8, 1947 at CHI (NL)	4	0	Fran Shea
Willie Mays	July 10, 1956 at WAS	4	1	Ed Ford
Willie Mays	July 13, 1960 at NY (AL)	3	0	Ed Ford
Willie Mays	July 13, 1965 at MIN	1	0	Milt Pappas
Willie McCovey (2)	July 23, 1969 at WAS	3	1	Blue Moon Odom
		4	0	Denny McClain
Dick Dietz	July 14, 1970 at CIN	9	0	Catfish Hunter
Bobby Bonds	July 24, 1973 at KC	5	1	Bill Singer
Will Clark	July 14, 1992 at SD	8	2	Rick Aguilera
Barry Bonds	July 8, 1998 at COL	5	2	Bartolo Colon

BONDS' 2001 HOME RUNS


No.	Date	Opp.	SF Game	Inn.	Out	On	Count	Score	Pitcher	Field	Final Score
1	Apr. 2	SD	1	5	1	0	0-0	1-0	Woody Williams	CF	W, 3-2
2	Apr. 12	@SD	9	4	1	0	0-1	0-0	Adam Eaton	LCF	L, 3-8
3	Apr. 13	@MIL	10	1	1	1	0-1	0-0	Jamey Wright	RCF	W, 7-3
4	Apr. 14	@MIL	11	5	0	2	2-0	1-7	Jimmy Haynes	RF	L, 6-11
5	Apr. 15	@MIL	12	8	2	0	1-1	2-4	Dave Weathers	LCF	L, 4-7
6	Apr. 17	LA	14	8	0	1	2-0	2-3	Terry Adams	RF*	W, 3-2
7	Apr. 18	LA	15	7	2	0	0-0	4-4	Chan Ho Park	RF*	W, 5-4
8	Apr. 20	MIL	16	4	1	1	0-0	0-1	Jimmy Haynes	CF	W, 3-1
9	Apr. 24	CIN	19	3	1	1	3-2	1-3	Jim Brower	RCF	L, 5-9
10	Apr. 26	CIN	21	8	2	1	3-2	3-7	Scott Sullivan	CF	L, 5-7
11	Apr. 29	CHI	24	4	2	0	2-1	0-1	Manny Aybar	RF	L, 2-11
12	May 2	@PIT	26	5	2	1	3-2	1-4	Todd Ritchie	CF	W, 7-6
13	May 3	@PIT	27	1	1	1	3-1	0-0	Jimmy Anderson (L)	RCF	L, 3-4
14	May 4	@PHI	28	6	1	1	1-1	0-2	Bruce Chen (L)	RF	W, 4-2
15	May 11	NY	35	4	0	0	3-2	1-1	Steve Traschel	CF	W, 3-2 (10)
16	May 17	@FLA	40	3	1	1	0-1	1-0	Chuck Smith	CF	L, 3-8
17	May 18	@ATL	41	8	1	0	0-1	4-4	Mike Remlinger (L)	RF	L, 5-6
18	May 19	@ATL	42	3	0	0	3-2	1-1	Ogalis Perez (L)	RCF	W, 6-3
19	May 19	@ATL	42	7	0	0	2-0	2-3	Jose Cabrera	RF	
20	May 19	@ATL	42	8	2	0	3-0	4-3	Jason Marquis	CF	
21	May 20	@ATL	43	1	2	0	2-2	0-0	John Burkett	RCF	L, 6-1
22	May 20	@ATL	43	7	1	0	0-0	3-7	Mike Remlinger (L)	CF	
23	May 21	@AZ	44	4	0	0	2-0	0-1	Curt Schilling	CF	L, 2-4
24	May 22	@AZ	45	9	0	1	0-0	5-12	Russ Springer	LCF	L, 8-12
25	May 24	COL	47	3	2	0	2-2	3-1	John Thomson	RF*	W, 5-1
26	May 27	COL	50	1	1	1	3-1	1-0	Denny Neagle (L)	RF	W, 5-4
27	May 30	AZ	53	2	0	0	0-0	0-2	Robert Ellis	RF*	L, 3-4
28	May 30	AZ	53	6	1	1	3-1	1-4	Robert Ellis	CF	
29	Jun. 1	@COL	54	3	1	1	2-0	1-0	Shawn Chacon	RF	W, 11-7
30	Jun. 4	SD	57	4	0	0	2-1	2-0	Bobby Jones	CF	W, 3-1
31	Jun. 5	SD	58	3	1	1	1-1	1-4	Wascar Serrano	CF	W, 7-6
32	Jun. 7	SD	60	7	1	1	1-1	4-10	Brian Lawrence	CF	L, 7-10
33	Jun. 12	ANA	64	1	2	0	0-0	0-0	Pat Rapp	RF*	W, 3-2
34	Jun. 14	ANA	66	6	1	0	2-1	8-3	Lou Pote	RCF	W, 10-4
35	Jun. 15	OAK	67	1	2	0	3-1	0-0	Mark Mulder (L)	LCF	W, 3-1
36	Jun. 15	OAK	67	6	0	0	1-1	2-1	Mark Mulder (L)	RF	
37	Jun. 19	@SD	70	5	1	0	2-1	1-0	Adam Eaton	RCF	L, 3-4 (15)
38	Jun. 20	@SD	71	8	0	1	2-1	5-3	Rodney Myers	RF	W, 8-6
39	Jun. 23	@STL	74	1	1	1	3-1	0-0	Darryl Kile	RF	L, 5-6
40	Jul. 12	@SEA	89	1	2	0	2-0	0-0	Paul Abbott	CF	L, 3-4 (11)
41	Jul. 18	COL	95	4	0	0	2-1	0-0	Mike Hampton (L)	RF	W, 10-0
42	Jul. 18	COL	95	5	1	1	0-1	2-0	Mike Hampton (L)	LF	
43	Jul. 26	@AZ	103	4	0	0	0-0	1-1	Curt Schilling	RF	W, 11-3
44	Jul. 26	@AZ	103	5	1	3	0-0	2-3	Curt Schilling	LF	
45	Jul. 27	@AZ	104	4	0	0	1-1	1-2	Brian Anderson (L)	RCF	W, 9-5
46	Aug. 1	PIT	108	1	2	0	1-0	0-0	Joe Beigel (L)	RCF	W, 3-1
47	Aug. 4	PHI	111	6	1	1	2-2	0-5	Nelson Figueroa	RF*	L, 2-12
48	Aug. 7	@CIN	113	11	0	0	1-1	3-3	Danny Graves	RCF	W, 9-3 (11)
49	Aug. 9	@CIN	115	3	1	0	0-0	2-2	Scott Winchester	RF	W, 6-4
50	Aug. 11	@CHI	117	2	2	2	2-2	3-0	Joe Borowski	CF	W, 9-4
51	Aug. 14	FLA	119	6	2	3	0-2	9-5	Ricky Bones	RF*	W, 13-7
52	Aug. 16	FLA	121	4	0	0	1-0	0-0	A.J. Burnett	RCF	W, 5-3
53	Aug. 16	FLA	121	8	0	2	1-2	2-3	Vic Darenbourg (L)	CF	
54	Aug. 18	ATL	123	8	1	0	2-2	0-3	Jason Marquis	RCF	L, 1-3
55	Aug. 23	@MON	127	9	1	0	3-1	5-5	Graeme Lloyd (L)	RF	W, 10-5
56	Aug. 27	@NY	131	5	0	0	0-0	2-1	Kevin Appier	RF	W, 6-5
57	Aug. 31	COL	135	8	1	1	0-2	0-5	John Thomson	RF*	L, 2-5
58	Sept. 3	COL	138	4	0	0	1-0	0-2	Jason Jennings	CF	L, 1-4
59	Sept. 4	AZ	139	7	2	0	0-0	4-2	Miguel Batista	CF	W, 5-2
60	Sept. 6	AZ	141	2	2	0	2-2	4-2	Albie Lopez	RCF	W, 9-5
61	Sept. 9	@COL	144	1	1	0	1-1	1-0	Scott Elarton	CF	W, 9-4 (11)
62	Sept. 9	@COL	144	5	2	0	2-2	3-1	Scott Elarton	RF	
63	Sept. 9	@COL	144	11	1	2	0-1	6-4	Todd Belitz (L)	RF	
64	Sept. 20	HOU	147	5	1	2	1-0	2-4	Wade Miller	CF	L, 4-5 (10)
65	Sept. 23	@SD	150	2	2	0	2-1	3-0	Jason Middlebrook	CF	W, 11-2
66	Sept. 23	@SD	150	4	1	0	2-0	6-1	Jason Middlebrook	LF	
67	Sept. 24	@LA	151	7	2	0	1-1	1-0	James Baldwin	RF	W, 2-1
68	Sept. 28	SD	154	7	1	0	3-0	3-0	Jason Middlebrook	RCF	W, 10-5
69	Sept. 29	SD	155	6	0	0	2-1	1-1	Chuck McElroy (L)	RF*	W, 3-1
70	Oct. 4	@HOU	159	9	0	0	1-1	9-2	Wilfredo Rodriguez (L)	RCF	W, 10-2
71	Oct. 5	LA	160	1	2	0	1-0	0-5	Chan Ho Park	RCF	L, 10-11
72	Oct. 5	LA	160	3	0	0	1-1	4-8	Chan Ho Park	CF	
73	Oct. 7	LA	162	1	2	0	3-2	0-0	Dennis Springer	RF	W, 2-1

* Splash Hit into McCovey Cove (9)

Giants Record: 38-22

Nelson Castro

INFIELDER



Birthdate: June 4, 1976

2002 Opening Day Age: 25

Birthplace: Montecristi, Dominican Republic

Resides: Montecristi, Dominican Republic

Bats: Both **Throws:** Right **Height:** 5-10 **Weight:** 202

M.L. Service: None

How Obtained: Claimed off waivers from Anaheim, October 13, 1999.

Contract Status: Signed through 2002

CAREER...switch-hitting, speedy shortstop returned to Giants' 40-man roster this off-season...had breakthrough offensive year with Shreveport in 2001...has ranked among league leaders in stolen bases in 6 of his 7 campaigns, including Texas League title in 2001...has been successful on 245 of 327 stolen base attempts (74.9%) during minor league career...was claimed off waivers from Anaheim Oct. 13, 1999...was originally signed as pitching prospect by Angels in 1994...hails from Montecristi, Dominican Republic, same town that has produced Giants Hall of Famer Juan Marichal and teammate Felix Rodriguez...

2001 SEASON...had 2 stints with triple-A Fresno, but spent majority of season at double-A Shreveport...combined to hit .289 (145-for-502) with career-highs in runs (76), doubles (28) and home runs (11)...earned Texas League All-Star honors, while having breakthrough offensive campaign...became 11th player in Shreveport's Texas League history to lead circuit in steals after swiping 38 bases in 49 attempts...that total also paced Giants farmhands...his .296 avg. with Swamp Dragons was 7th best in league...led Shreveport in hits (142), runs (76) and home runs (11)...opened campaign with Grizzlies, before being sent to Swamp Dragons April 13...was Giants Minor League Player of Month for Shreveport twice, earning honor in both May (317, 4 HRs, 21 RBI) and July (310, 3 HRs, 15 RBI)...returned to Fresno Sept. 1...overall for Grizzlies, hit just .130 (3-for-23) with 2B and RBI...contract was purchased from Fresno Oct. 10...played for Pollos in Dominican Winter League...

2000...started Giants career at single-A Bakersfield before skipping double-A and closing out season with Fresno...over 120 games, combined to hit .268 (124-for-462) with 65 runs, 21 2Bs, 5 3Bs, 10 HRs, 61 RBI and 37 stolen bases...37 thefts were 4th highest amongst Giants farmhands...in 53 games for Bakersfield, hit .284 (62-for-218) with 38 runs, 14 2Bs, 3 3Bs, 5 HRs, 41 RBI and 27 stolen bases...shared Blaze Player of Month honors for May, hitting .320 (33-for-103) with 21 runs, 8 2Bs, 2 HRs and 20 RBI in 25 games...spent final 3 months of campaign at Fresno, appearing in 67 games (66 at SS)...played for Grand Canyon in Arizona Fall League following season...

1999...played his 2nd campaign at single-A Lake Elsinore of California League...posted career bests in hits (111), 3Bs (12), RBI (50) and stolen bases (53)...led Cal League in steals and tied for 2nd in triples...**1998**...logged 1st year at Lake Elsinore...led Storm in games, runs (73), triples (7) and stolen bases (36)...finished 4th in Cal League with 36 steals...however, led Lake Elsinore in errors (34) and caught stealing (12)...hit for cycle Aug. 21 vs. Rancho Cucamonga, going 4-for-5 with 2 runs, 2B, 3B, HR and season-high 4 RBI...hit .227 (5-for-22) with 2 runs, 2B, 3B, HR, 5 RBI and 2 SBs in 5 playoff games for Storm...**1997**...played for short-season Boise of Northwest League, earning All-League honors...hit career-best .294 and finished 2nd in league in runs (74), 3rd in at-bats (293) and stolen bases (26)...led Hawks in games (69), runs and steals...went 4-for-22 (.182) with 2B, 3B and 3 RBI in 5 post-season games...played for Honolulu Sharks of Hawaii Winter Baseball League...

1996...spent most of season at Mesa of Arizona Rookie League...led circuit in steals (25), while ranking 4th in walks (32) and tying for 5th in games (53)...also appeared in 1 game for Boise (0-for-1)...**1995**...opened campaign as pitcher for Angels' Dominican Summer League club, going 1-0 with 1 save and 1.80 ERA (1er, 5.0ip) in 3 relief appearances...was transferred to Mesa and hit .195 (37-for-190) during 1st campaign in U.S...was 3rd on club in at-bats (190), runs (34) and 2nd in stolen bases (15)...led league's shortstops in games (55), total chances (297), putouts (106), assists (173), double

plays (32) and tied for 3rd in overall games...**1994**...opened professional career with Angels' Dominican Summer League team as both shortstop and pitcher...hit .254 (52-for-205) with 44 runs and 15 stolen bases...in 15 appearances on mound (12 starts), went 3-5 with 2.27 mark (21er, 83.1ip)...

PERSONAL...married (Veronica Santa Perez, Dec. 13, 1998)...daughter (Melirene, Oct. 29, 2000)...

NELSON DANIEL CASTRO (REYNOSO)

Year	Club	AVG	G	AB	R	H	2B	3B	HR	RBI	SH	SF	HP	BB	SO	SB	CS	E
1994	DSL - Angels	.254	59	205	44	52	6	1	1	33	0	2	0	38	28	15	7	—
1995	Mesa	.195	55	190	34	37	1	2	0	22	4	1	4	27	50	15	7	18
1996	Boise	.000	1	1	0	0	0	0	0	0	0	0	0	0	0	0	0	0
	Mesa	.204	53	186	31	38	4	3	3	14	1	0	2	32	42	25	8	14
1997	Boise	.294	69	293	74	86	16	1	7	37	1	1	4	38	53	26	6	25
1998	Lake Elsinore	.234	131	470	73	110	16	7	4	41	0	3	6	40	101	36	12	34
1999	Lake Elsinore	.250	125	444	68	111	16	12	1	50	5	4	3	36	75	53	19	23
2000	Bakersfield	.284	53	218	38	62	14	3	5	41	4	6	0	20	40	27	8	12
	Fresno	.254	67	244	27	62	7	2	5	20	1	1	0	14	51	10	4	23
2001	Fresno	.130	6	23	3	3	1	0	0	1	0	0	0	1	5	0	0	0
	Shreveport	.296	122	479	76	142	27	6	11	60	8	4	7	42	122	38	11	32
Minor Totals		.255	741	2753	468	703	108	37	37	319	24	22	26	287	567	245	82	181

Year	Club	W-L	ERA	G	GS	CG	SH	SV	IP	H	R	ER	HR	HB	BB	SO	WP	BK
1994	DSL - Angels	3-5	2.27	15	12	2	0	1	83.1	82	34	21	0	0	21	56	3	0
1995	DSL - Angels	1-0	1.80	3	0	0	0	1	5.0	3	1	1	1	0	2	2	0	0
Minor Totals		4-5	2.24	18	12	2	0	2	88.1	85	35	22	1	0	23	58	3	0

CAREER TRANSACTIONS

- Signed by Anaheim as non-drafted free agent, Jan. 14, 1994. Signed by Ray Poitevint.
- Claimed on waivers by San Francisco, Oct. 13, 1999.

Jason Christiansen

LEFT-HANDED PITCHER



Birthdate: September 21, 1969

2002 Opening Day Age: 32

Birthplace: Omaha, Nebraska

Resides: Omaha, Nebraska

Bats: Right **Throws:** Left **Height:** 6-5 **Weight:** 241

M.L. Service: 6 years, 110 days

How Obtained: Acquired from St. Louis July 31, 2001 in exchange for RHP Kevin Joseph and player to be named later (RHP Jason Farmer).

Contract Status: Signed through 2004 (signed 3-year deal prior to 2002 season with mutual option for 2005)

CAREER...7-year Major League veteran came to San Francisco in July 31, 2001 trade with St. Louis and quickly became top left-hander out of Giants bullpen...has compiled 17-21 mark with 13 saves and 4.07 ERA in 354 big league relief appearances...after spending most of 1st 5 ML seasons with Pittsburgh, was acquired by St. Louis in trade-deadline deal in 2000...for his career, has held left-handers to just .236 batting average against (114-for-484) with 13 home runs...has averaged 8.9 strikeouts per 9.0 innings pitched in his career (318so, 321.0ip)...forged 2.65 ERA (29er, 98.1ip) in 99 appearances for Pirates during 1997 and 1998 campaigns...originally signed by Pittsburgh as non-drafted free agent July 5, 1991...

2001 SEASON...acquired in July 31 deal with St. Louis in exchange for minor league RHP Kevin Joseph and player to be named later (RHP Jason Farmer)...after coming to SF, emerged as Giants' top

left-hander out of bullpen...was unscored upon in 23 of 25 outings with SF while forging 1-0 mark with 1.59 ERA (3er, 17.0ip)...overall, was 2-1 with 3 saves and 3.22 ERA (13er, 36.1ip)...ended campaign by pitching some of best ball of career, notching 19 consecutive scoreless outings Aug. 12-Oct. 7...was also unscored upon in 28 of last 31 efforts overall...yielded 3 earned runs in consecutive outings Aug. 11-12 (2.0ip), but had been unscored upon in 10 of his previous 11 appearances (1er, 7.1ip) dating to July 15...overall, was unscored upon in 44 of 52 outings on season (84.6%)...after ERA peaked at 5.40 on July 12, allowed just 3 earned runs in 21.1 innings (1.27 ERA) over final 32 appearances...while tough against left-handed hitters, was even stingier to righties, allowing just .200 batting avg. against (14-for-70)...faced just 1 batter in each of last 4 outings and in 8 of 25 efforts with Giants...retired 15 of 25 (60.0%) 1st batters faced...stranded 9 of 14 inherited runners with SF...posted 1-1 record with 3 saves and 4.66 ERA in 30 appearances with Cardinals...missed April due to injury, logging rehab stint with Triple-A Memphis (0-0, 2.25 ERA in 7 games)...was unscored upon in 7 May outings (4.2ip, 0h, 2bb, 3so)...tallied 1st save of year May 28 vs. Milwaukee, striking out only batter faced to preserve 6-2 St. Louis win...recorded back-to-back saves July 16-17 vs. Minnesota...recorded his 1st win as Giant Aug. 7 in Cincinnati (9-3 SF triumph), logging scoreless 10th inning before SF broke game open with 6-run 11th, highlighted by Barry Bonds' lead-off clout...yielded pair of hits to start frame, but worked out of jam by inducing Ken Griffey, Jr. into doubleplay and striking out Sean Casey...was perfect over season-high 2.0 innings Aug. 22 at Montreal (1so)...suffered only blown save as Giant when he allowed 3 inherited runners to score in 7th inning Sept. 22 in San Diego...

2000...split season between Pittsburgh and St. Louis...was acquired by eventual NL Central champion Cardinals in trade-deadline deal July 30...ranked 3rd in NL with 22 holds...stranded 29 of 37 inherited runners (78.4%), which ranked 5th among all NL relievers...retired 47 of 65 (72.3%) 1st batters faced, 8th-best mark in circuit...had 65 combined appearances, fanning 53 in 48.0 innings while allowing just 3 home runs...did not allow an earned run in his last 16 games (7.1ip) while boasting 0.00 ERA in 11 contests during September stretch run (4.1ip)...struck out 12 in 4-outing stretch (5.2ip) with Pirates April 12-20...earned 1st win in Cardinal uniform Aug. 18 vs. Philadelphia, recording final 2 outs in 9th inning of 7-6 win...pitched in 3 of St. Louis' 8 postseason contests, firing 2.1-perfect innings (1so)...retired only batter faced in Game 2 of Division Series vs. Atlanta...finished Game 1 and Game 4 in League Championship Series vs. New York (2.0ip)...
1999...had injury-plagued season that included 3 separate stints on Disabled List...opened year with Pittsburgh and was scored upon just once in 1st 7 games, logging 1.93 ERA over stretch (2er, 9.1ip)...was placed on 15-day Disabled List May 13 (retroactive to May 7) with neck strain...had 2-scoreless appearances (3.0ip) while pitching with double-A Altoona on rehab assignment...was reinstated from DL May 28...counting 2 outings prior to going on DL, made 13 consecutive scoreless appearances between May 5 and June 27, covering 12.1 innings...picked up saves in back-to-back outings June 25 and June 27...was placed on 15-day Disabled List July 30 with lower back inflammation...made 2 scoreless rehab appearances with triple-A Nashville before being reinstated Aug. 21...warmed up in bullpen and took mound Aug. 22 vs. Arizona, but could not pitch due to back and neck spasms...went back on DL Aug. 24 (retro to Aug. 23) and was reinstated on Sept. 23...had 4 scoreless appearances to end season...held opponents to just .198 batting avg. against, including .205 mark with no homers to lefties...was successful on 3 of 5 save opportunities while stranding 15 of 19 inherited runners (78.9%)...**1998**...spent entire season with Pirates, sharing club lead for appearances (60) with Ricardo Rincon...set career highs in innings pitched (64.2) and strikeouts (71)...also posted career-low 2.51 ERA...led Bucs' bullpen in strikeouts and averaged 9.9 punchouts per 9.0 innings pitched...stranded 33 of 44 inherited runners (75.0%) and converted 6 of 10 save opportunities...went 1-1 with 0.89 ERA (3er, 30.1ip) in 1st 30 appearances, but slipped to 2-2 with 3.93 ERA (15er, 34.1ip) over his last 30 outings...tossed 12.1-scoreless frames April 24-May 11...notched his 1st ML save June 3 vs. New York, tossing scoreless 9th inning in combined 3-0 shutout with Jon Lieber...recorded saves in 3 straight appearances July 17-25...struck out all 4 batters faced for his 4th save July 25 vs. Atlanta...surrendered 1st home run of season (FLA's Derek Lee) July 22, after going 39 games and 42.0 innings without serving up long ball...singled off Rockies' Dave Veres at Three Rivers Stadium for 1st ML hit Aug. 4...surrendered Mark McGwire's 63rd homer Sept. 15 at St. Louis (game 1)...**1997**...began season on 60-day Disabled List while recovering from arthroscopic surgery on left elbow August 1996...pitched in extended spring training before joining double-A Carolina on rehab assignment May 23...was reinstated from DL June 19...made 1st appearance with Pittsburgh that night at New York and retired only 2 batters faced...was scored upon just twice (allowed solo homers Aug. 16 and Sept. 7) in his final 27 games, forging 0.75 ERA over span (2er, 24.0ip)...posted 0.59 ERA (1er, 15.1ip) in his last 19 appearances...was ejected by home plate umpire Mark Barron Sept. 3 after hitting Cleveland pitcher Orel Hershiser with pitch...won career-high 3 straight decisions July 15-Sept. 28...**1996**...began cam-

paign on Pirates' Opening Day roster...picked up win in 1st appearance, April 2 at Florida...tossed career-high 5.0 innings June 6 at Los Angeles...made 9 straight scoreless appearances June 17-July 14, spanning 10.0 innings...was optioned to triple-A Calgary July 18...was 0-for-2 in save situations with Pittsburgh, but stranded 15 of 18 inherited baserunners (83.3%)...made 2 starts with Calgary before going on Disabled List for remainder of season Aug. 12 with left elbow strain...had arthroscopic surgery performed on left elbow Aug. 28 by Dr. Brian Jewell...**1995**...made Pittsburgh's Opening Day roster as true rookie and spent entire season with Pirates, logging 1-3 mark with 4.15 ERA...led club with 63 appearances, most by Bucs left-handed rookie since John Smiley had 63 in 1987...did not surrender a run in 1st 8 games (4.2ip) and was charged with just 2 earned runs in 1st 23 outings (18.1ip, 0.98 ERA)...picked up 1st ML win May 18 at Los Angeles...went 1-0 with 1.78 ERA (5er, 25.1ip) in 1st 33 games...however, slipped to 0-3 with 6.10 ERA (21er, 31.0ip) over final 30 outings...**1994**...opened year at double-A Carolina...did not allow run in his last 9 appearances with Mudcats (13.0ip)...was promoted to triple-A Buffalo June 20...tossed 12.1-scoreless innings over 13 appearances July 3-27...limited left-handed batters to .095 average (4-for-42)...was combined 5-2 with 2.24 ERA in 61 games with Carolina and Buffalo...**1993**...spent bulk of season with class-A Salem...led club and finished 2nd in Carolina League with 57 appearances...was named to league All-Star team and tossed 1.0-scoreless inning of relief in game July 25...limited opposing batters to .189 average (48-for-253) while with Salem...was promoted to Carolina on Aug. 31, where he appeared in 2 games (0er, 2.2ip)...**1992**...began season with class-A Augusta...was promoted to Salem in early May and led staff in appearances with 38...went combined 4-1 with 4 saves and 2.82 ERA in 48 games with 2 clubs...**1991**...split 1st professional season between Bradenton (rookie) and Welland (A)...went combined 1-1 with 1 save and 1.84 ERA...made lone start with Welland Aug. 12....

PERSONAL...graduated from Elkhorn (NE) High School, where he played baseball and basketball and ran track...baseball team captured state championship in 1988...graduate of Iowa Western Junior College, where he was teammate of current Chicago Cub pitcher Jon Lieber...also attended Cameron University in Oklahoma...earned 2nd-team All-America honors in 1991...married (Heather)...daughter (Makena, Jan. 25, 2000)...

JASON SAMUEL CHRISTIANSEN

Year	Club	W-L	ERA	G	GS	CG	SH	SV	IP	H	R	ER	HR	HB	BB	SO	WP	BK
1991	GCL Pirates	1-0	0.00	6	0	0	0	1	8.0	4	0	0	0	0	1	8	0	0
	Welland	0-1	2.53	8	1	0	0	0	21.1	15	9	6	1	1	12	17	5	0
1992	Augusta	1-0	1.80	10	0	0	0	2	20.0	12	4	4	0	0	8	21	1	0
	Salem	3-1	3.24	38	0	0	0	2	50.0	47	20	18	7	1	22	59	0	1
1993	Salem	1-1	3.15	57	0	0	0	4	71.1	48	30	25	5	4	24	70	2	0
	Carolina	0-0	0.00	2	0	0	0	0	2.2	3	0	0	0	0	1	2	0	0
1994	Carolina	2-1	2.09	28	0	0	0	2	38.1	30	10	9	2	1	14	43	2	0
	Buffalo	3-1	2.41	33	0	0	0	0	33.2	19	9	9	3	0	16	39	1	0
1995	Pittsburgh	1-3	4.15	63	0	0	0	0	56.1	49	28	26	5	3	34	53	4	1
1996	Pittsburgh	3-3	6.70	33	0	0	0	0	44.1	56	34	33	7	1	19	38	4	1
	Calgary	1-0	3.27	2	2	0	0	0	11.0	9	4	4	1	0	1	10	0	0
1997	Carolina	0-1	4.20	8	1	0	0	1	15.0	17	7	7	1	0	5	25	0	0
	Pittsburgh	3-0	2.94	39	0	0	0	0	33.2	37	11	11	2	2	17	37	4	0
1998	Pittsburgh	3-3	2.51	60	0	0	0	6	64.2	51	22	18	2	2	27	71	3	0
1999	Pittsburgh	2-3	4.06	39	0	0	0	3	37.2	26	17	17	2	2	22	35	0	0
	Altoona	0-0	0.00	2	1	0	0	0	3.0	1	0	0	0	0	1	2	0	0
2000	Nashville	0-0	0.00	2	0	0	0	0	2.0	0	0	0	0	0	0	1	0	0
	Pittsburgh	2-8	4.97	44	0	0	0	1	38.0	28	22	21	2	0	25	41	3	0
2001	St. Louis	1-0	5.40	21	0	0	0	0	10.0	13	7	6	1	2	2	12	0	0
	San Francisco	1-1	4.66	30	0	0	0	0	19.1	15	10	10	4	1	10	19	0	0
Minor Totals		12-6	2.67	196	5	0	0	12	276.2	205	93	82	20	7	105	297	11	1
S.F. Totals		1-0	1.59	25	0	0	0	0	17.0	14	3	3	1	0	5	12	4	0
M.L. Totals		17-21	4.07	354	0	0	0	10	321.0	289	154	145	26	11	176	318	22	2

CHRISTIANSEN'S M.L. BATTING

M.L. Batting	AVG	G	AB	R	H	2B	3B	HR	RBI	SH	SF	HP	BB	SO	SB	CS	E
2001	---	55	0	0	0	0	0	0	0	0	0	0	0	0	0	0	0
Career	.100	354	10	0	1	0	0	0	1	1	0	0	0	0	0	0	4

LAST HOME RUN: None

DIVISION SERIES RECORD

Year	Club	W-L	ERA	G	GS	CG	SH	SV	IP	H	R	ER	HR	HB	BB	SO	WP	BK
2000	STL vs. ATL	0-0	0.00	1	0	0	0	0	0.1	0	0	0	0	0	0	0	0	0

LEAGUE CHAMPIONSHIP SERIES RECORD

Year	Club	W-L	ERA	G	GS	CG	SH	SV	IP	H	R	ER	HR	HB	BB	SO	WP	BK
2000	STL vs. NY	0-0	0.00	2	0	0	0	0	2.0	0	0	0	0	0	0	1	0	0

CHRISTIANSEN VS. 2002 OPPONENTS

	2001							CAREER						
	W-L-S	ERA	G	IP	H	ER		W-L-S	ERA	G	IP	H	ER	
vs. Arizona	0-0-0	0.00	4	2.0	3	0		1-1-0	2.00	11	9.0	9	2	
Atlanta	0-0-0	0.00	1	0.1	0	0		0-2-1	3.00	16	15.0	15	5	
Chicago	0-1-0	18.00	6	3.0	9	6		0-2-0	5.64	33	22.1	25	14	
Cincinnati	1-0-0	5.40	5	3.1	6	2		3-2-0	5.32	25	22.0	24	13	
Colorado	0-0-0	2.08	6	4.1	2	1		1-2-0	5.00	19	18.0	21	10	
Florida	---	---	---	---	---	---		1-2-1	3.91	22	25.1	20	11	
Houston	0-0-0	0.00	3	2.0	0	0		1-2-0	6.48	19	16.2	19	12	
Los Angeles	0-0-0	0.00	2	0.1	1	0		1-1-1	3.46	26	26.0	20	10	
Milwaukee	0-0-1	0.00	3	1.1	1	0		0-1-4	3.94	21	16.0	14	7	
Montreal	0-0-0	0.00	1	2.0	0	0		1-1-1	5.87	21	23.0	25	15	
New York	0-0-0	0.00	2	1.2	1	0		2-0-1	4.05	22	20.0	18	9	
Philadelphia	0-0-0	0.00	4	3.0	1	0		1-1-0	4.57	23	21.2	15	11	
Pittsburgh	0-0-0	0.00	4	3.0	0	0		0-0-0	0.00	6	3.1	1	0	
St. Louis	---	---	---	---	---	---		0-0-1	1.42	22	19.0	12	3	
San Diego	0-0-0	0.00	2	1.0	1	0		1-1-1	4.82	23	18.2	14	10	
San Francisco	1-0-0	3.38	4	2.2	2	1		2-1-0	2.45	18	18.1	19	5	
Baltimore	---	---	---	---	---	---		---	---	---	---	---	---	
New York (AL)	---	---	---	---	---	---		---	---	---	---	---	---	
Oakland	---	---	---	---	---	---		---	---	---	---	---	---	
Tampa Bay	---	---	---	---	---	---		---	---	---	---	---	---	
Toronto	---	---	---	---	---	---		---	---	---	---	---	---	
Interleague	0-0-2	4.26	8	6.1	2	3		2-2-2	2.70	27	26.2	18	8	

CHRISTIANSEN'S CAREER IN BALLPARKS

		W-L-S	ERA	G	IP	H	ER			W-L-S	ERA	G	IP	H	ER
at	Bank One	1-1-0	2.35	8	7.2	7	2	at	Veterans	0-0-0	5.23	11	10.1	4	6
	Turner	0-1-0	13.50	3	2.0	3	3		PNC	0-0-0	0.00	1	1.0	0	0
	Wrigley	0-2-0	9.00	18	10.0	17	10		Busch	2-0-3	3.86	43	25.2	22	11
	Cinergy	2-1-0	5.06	15	16.0	13	9		Qualcomm	0-1-1	1.80	11	10.0	6	2
	Coors	0-2-0	7.15	11	11.1	13	9		Pacific Bell	0-0-0	0.00	13	7.1	3	0
	Pro Player	1-1-0	1.42	12	12.2	8	2		Camden	---	---	---	---	---	
	Enron	0-0-0	0.00	1	0.1	0	0		Yankee	---	---	---	---	---	
	Dodger	1-1-0	5.73	11	11.0	11	7		Net. Assoc.	---	---	---	---	---	
	Miller	0-0-0	0.00	2	1.0	1	0		Tropicana	---	---	---	---	---	
	Olympic	0-1-1	6.08	10	13.1	14	9		SkyDome	---	---	---	---	---	
	Shea	0-0-0	7.88	12	8.0	10	7								

CHRISTIANSEN BY MONTH

	2001							CAREER						
	W-L-S	ERA	G	IP	H	ER		W-L-S	ERA	G	IP	H	ER	
In	March/April	---	---	---	---	---		4-6-1	5.00	43	45.0	38	25	
	May	0-0-1	0.00	7	4.2	0	0	3-3-2	2.57	55	56.0	39	16	
	June	1-0-0	8.53	11	6.1	9	6	2-4-3	3.63	68	67.0	61	27	
	July	0-1-2	4.32	12	8.1	6	4	2-3-5	5.84	72	61.2	61	40	
	August	1-0-0	2.70	12	10.0	11	3	5-5-2	4.50	55	48.0	59	24	
	Sept./Oct.	0-0-0	0.00	13	7.0	3	0	1-0-0	2.70	61	43.1	31	13	
Before	ASB	1-0-1	3.68	22	14.2	11	6	10-13-6	3.59	190	188.0	155	75	
After	ASB	1-1-2	2.91	33	21.2	18	7	7-8-7	4.74	164	133.0	134	70	

CHRISTIANSEN'S STATISTICAL BREAKDOWN

	2001						CAREER					
	W-L-S	ERA	G	IP	H	ER	W-L-S	ERA	G	IP	H	ER
Season	2-1-3	3.22	55	36.1	29	13	17-21-13	4.07	354	321.0	289	145
Home	1-0-3	3.52	28	15.1	10	6	11-8-9	3.72	174	155.0	139	64
Road	1-1-0	3.00	27	21.0	19	7	6-13-4	4.39	180	166.0	150	81
Day	0-1-1	1.53	24	17.2	9	3	3-12-4	4.49	128	110.1	107	55
Night	2-0-2	4.82	31	18.2	20	10	14-9-9	3.84	226	210.2	182	90
Starter	—	—	—	—	—	—	—	—	—	—	—	—
Reliever	2-1-3	3.22	55	36.1	29	13	17-21-13	4.07	354	321.0	289	145

CHRISTIANSEN'S CAREER FIELDING

Position	PCT.	G	PO	A	E	TC	DP	PB
Pitcher	.929	354	7	45	4	56	1	—

CAREER TRANSACTIONS

- Signed by Pittsburgh as non-drafted free agent, July 5, 1991.
- Placed on 15-day Disabled List March 31-June 19, 1997 while recovering from left elbow surgery.
- Placed on 15-day Disabled List May 7-28, 1999 (including rehabilitation assignment with Altoona, May 22-28) with strained neck.
- Placed on 15-day Disabled List July 29-Aug. 21, 1999 (including rehabilitation assignment with Nashville, Aug. 16-21) with lower back inflammation.
- Traded to St. Louis in exchange for IF Jack Wilson, July 30, 2000.
- Traded to San Francisco in exchange for RHP Kevin Joseph and player to be named later (RHP Jason Farmer), July 31, 2001.
- Granted free agency, Nov. 6, 2001; re-signed with San Francisco, Dec. 5, 2001.

CAREER HIGHS

- **Low-Hit Game:** No complete games
- **Innings Pitched - Starter:** No career starts
- **Reliever:** 5.0, June 6, 1996 at Los Angeles (with Pittsburgh)
- **Most Strikeouts:** 4 (5 times); last: April 20, 2000 at Florida (with Pittsburgh)
- **Winning Streak:** 3, July 15-Sept. 28, 1997 (with Pittsburgh)
- **Losing Streak:** 7, April 8-June 18, 2000 (with Pittsburgh)

Felix Diaz

RIGHT-HANDED PITCHER



Birthdate: July 27, 1980

2002 Opening Day Age: 21

Birthplace: Las Matas de Farfan, Dominican Republic

Resides: Las Matas de Farfan, Dominican Republic

Bats: Right **Throws:** Right **Height:** 6-1 **Weight:** 177

M.L. Service: None

How Obtained: Signed as non-drafted free agent, March 20, 1998.

Contract Status: Signed through 2002

CAREER...young right-hander makes 1st appearance on 40-man roster after making impressive Arizona Fall League debut following 2001 campaign...has battled injuries throughout career, being limited to 46 appearances over 1st 4 professional seasons...has posted very impressive 2.6 career strikeout:walk ratio (169:66)...has also limited opponents to .254 lifetime batting average (169-for-666)...tabbed as 5th best prospect in Giants organization by *Baseball America* entering 2002...

2001 SEASON...logged full season at single-A Hagerstown, but was limited due to injury with 3 different stints on Disabled List...despite disablement, still established career highs in games (15) and starts (12)...was off to 1-3 start with 3.57 ERA (18er, 45.1ip) over 1st 10 outings through May...was placed on DL May 26-June 9 with lumbar strain...made 2 starts after coming off DL, but left June 15 start vs. Charleston without facing batter...was sidelined June 16-July 15 with right shoulder strain...lasted only .1 inning in July 15 start vs. Greensboro, before returning to DL July 16-Aug. 29 with same injury...made 2 relief appearances upon final reinstatement, logging 1.08 ERA (1er, 8.1ip)...following campaign, pitched in Arizona Fall League for Western Division champion Grand Canyon...made 4 starts for Rafters, logging 2.40 ERA (4er, 15.0ip) and no record...struck out 21 and walked 7 while limiting opponents to .232 batting avg...

2000...split 1st season in U.S. between Arizona Summer League Giants and rookie-league Salem-Keizer...posted career standards in innings (66.0) and strikeouts (60)...tied for 2nd among ASL Giants in wins (3) and starts (11), while going 3-4 with 4.16 ERA...earned late season promotion to Salem-Keizer, going 0-1 with 8.10 ERA in 3 relief appearances...**1999**...started 3 games for Giants' Dominican Summer League entry in San Pedro...allowed 1 earned run over 12.0 frames for impressive 0.75 ERA...**1998**...opened professional career in DSL, going 0-4 with 7.55 ERA in 14 games (5 starts) for San Pedro Giants...

PERSONAL...graduated from David Ortiz High School (Las Matas de Farfan, DR)...single...

FELIX DIAZ

Year	Club	W-L	ERA	G	GS	CG	SH	SV	IP	H	R	ER	HR	HB	BB	SO	WP	BK
1998	DSL-Giants	0-4	7.55	14	5	0	0	0	39.1	52	44	33	4	3	26	34	6	1
1999	DSL-Giants	0-0	0.75	3	3	0	0	0	12.0	6	2	1	0	1	7	19	3	0
2000	ASL-Giants	3-4	4.16	11	11	0	0	0	62.2	56	35	29	0	5	16	58	3	3
	Salem-Keizer	0-1	8.10	3	0	0	0	0	3.1	6	6	3	2	1	1	2	0	0
2001	Hagerstown	1-4	3.68	15	12	0	0	0	51.2	49	27	21	4	4	16	56	3	0
Minor Totals		4-13	4.63	46	31	0	0	0	169.0	169	114	87	10	14	66	169	15	4

CAREER TRANSACTIONS

■ Signed by San Francisco as non-drafted free agent, March 20, 1998.

Shawon Dunston

INFIELDER/OUTFIELDER



Birthdate: March 21, 1963

2002 Opening Day Age: 39

Birthplace: Brooklyn, New York

Resides: Fremont, California

Bats: Right **Throws:** Right **Height:** 6-1 **Weight:** 180

M.L. Service: 16 years, 93 days

How Obtained: Signed as free agent, December 8, 2000.

Contract Status: Signed through 2002 (signed 1-year deal with player option for 2002 prior to 2001 season; option exercised.)

CAREER...16-year Major League veteran returned to SF in 2001 for his 3rd stint with Giants (1996, '98) after signing as free agent during off season...owns lifetime .270 average in big leagues with 149 home runs, 659 RBI and 211 stolen bases in 1,742 games...ranks 4th among active players with 8 pinch home runs, trailing John Vander Wal (17), Dave Hansen (13) and Orlando Merced (10)...has been involved with pennant chases in each of last 4 seasons, helping Giants force 1-game playoff for NL Wild Card in 1998, while appearing in NLCS with New York Mets in 1999 and St. Louis Cardinals in 2000, then playing for 2001 SF club that was not eliminated until final weekend of campaign...after being 1st player taken in June 1982 draft, has seen Major League action with Chicago Cubs (1985-95, '97), San Francisco ('96, '98, '01), Pittsburgh ('97), Cleveland ('98), St. Louis ('99, '00) and New York Mets ('99)...

2001 SEASON...veteran performer provided versatility and clubhouse leadership in his 3rd tour of duty with Giants...appeared at each of 3 outfield spots and at 1st base...played in 88 games overall, hitting .280 with 9 HRs and 25 RBI...was SF's top bat off bench, leading club with 10 pinch-hits (10-for-35, .286) and 9 RBI, while his 3 pinch-HRs matched Marvin Benard for team-high mark...made 35 starts (16 in CF, 13 in RF, 5 in LF, 1 at DH), going combined 36-for-128 (.281) with 10 2Bs, 6 HRs and 14 RBI in starting role...hit safely in 11 of 14 starts after All-Star Break and in 25 of 35 overall (11 multi-hit efforts)...hit .318 (28-for-88) with 6 HRs off left-handed pitching...connected for 1st HR April 21 vs. Brewers, drilling 3rd inning solo shot off Paul Rigdon...went 21-for-59 (.356) over 22 games April 21-May 26...hammered 4th career leadoff HR June 4 vs. San Diego, drilling 1st pitch by Bobby Jones over LF wall and setting tone for 3-1 SF triumph...hit 3rd roundtripper June 13 vs. Anaheim, producing game's only run with 1-out clout in 7th inning off Scott Schoenweis...was hot for much of 2nd half, including 16-for-48 (.348) stretch with 5 HRs in 23 games (9 starts) from July 13-Sept. 9...was on Disabled List Aug. 4-19 due to sprained right ankle suffered while making spectacular leaping catch at top of left-center field wall Aug. 3 vs. Philadelphia...robbed Pat Burrell with man on and SF nursing 2-0 lead...slugged 9th inning pinch-HR Aug. 23 at Montreal (following Barry Bonds' pinch clout) as SF scored 5 runs in 9th for 10-5 triumph...had 3 outfield assists (all from RF) in span of 5 starts (4 in RF, 1 in LF) Aug. 26-Sept. 19, nailing all 3 runners at plate...drilled 3rd pinch-HR of campaign (8th career) Sept. 9 at Colorado, 8th inning solo shot (off Gabe White)...clout was SF's 14th pinch blast of season, matching Arizona (2001) for ML record...

2000...made valuable contributions in variety of roles for NL Central Division champion St. Louis...made club as non-roster invitee after batting .324 in 20 spring games...played in 98 games and made starts at 6 different fielding positions (LF-27, CF-5, RF-5, SS-3, 1B-1, 3B-1) and DH (1)...hit 12 home runs, highest season total since 1997 (14)...hit just .091 (3-for-33) as pinch hitter, but 2 of pinch hits were homers...pounded pinch-hit solo homer off Cubs' Matt Karchner on Opening Day April 3...cracked 2nd pinch-HR of year July 5 off Cincinnati's Pete Harnisch, leading to 4-3 Cards win...collected 1,500th career base hit with first-inning double vs. Philadelphia Aug. 19...drilled 2nd grand slam of 2000 (5th career) off Jesus Pena July 13 vs. White Sox at Comiskey Park...tied career high with 2 HRs, including game winner off Felix Rodriguez, while driving in career-best 6 runs June 22 vs. San Francisco...**1999**...split season between St. Louis and New York Mets...made Cardinals' Opening Day roster after coming to camp as non-roster invitee...trading

deadline deal sent him to Mets July 31 in exchange for utility man Craig Paquette...hit combined .321 (78-for-243) in 104 games between Cards and Mets...played in 62 games with St. Louis, while appearing at all 3 outfield positions, 3rd base, shortstop, 1st base and designated hitter...marked his 1st Major League action at both 3rd and 1st base...hit safely in 23 of 29 starts for Cardinals (40-for-114; .351)...drilled 3rd career grand slam (off Jose Silva) and delivered 5 RBI May 5 vs. Pittsburgh...hit .344 in his 42 games with Mets and delivered 9 RBI in his last 17 games with at-bat...had .324 avg. during Mets' September stretch drive...became 117th third baseman in Mets history when he entered Aug. 8 game vs. LA as defensive replacement...appeared in 9 of Mets' 10 post-season games, going 1-for-6 in Division Series vs. Arizona and 1-for-7 in NL Championship Series vs. Atlanta. **1998**...participated in his 14th Major League campaign and 1st in reserve role...played 62 games for Cleveland before July 24 trade to San Francisco, where he played in 36 contests...overall totals included 98 games, .222 batting average, 6 home runs and 20 RBI...played 2nd base for 1st time in his career, making 25 appearances at position...made 4 starts in center field, also career 1st...hit pair of pinch-homers, July 2 at Milwaukee and Aug. 7 vs. Mets...**1997**...began season with Chicago after signing back with Cubs in off-season following 1-year, injury-shortened hiatus in SF...finished campaign with Pittsburgh...enjoyed one of his finest seasons in majors, batting combined .300 (147-for-490) with 22 2Bs, 5 3Bs, 14 HRs and 57 RBI between Chicago and Pittsburgh...147 hits and 32 steals (40 attempts) were career-bests...passed Ernie Banks April 5 at Atlanta, his 1,126th game at shortstop for Cubs, moving into 3rd place in club history for appearances by shortstop (Don Kessinger - 1,618, Joe Tinker -1,500)...ended his Cub tenure with 1,228 games at shortstop...on year with Pirates and Cubs, made 126 appearances (123 starts) at short and 7 (5 starts) in left field...made 1st career appearance in left field Aug. 24 vs. Montreal, ending stretch of 1,278 consecutive starts at short...hit 100th homer as Cub May 30 off Cincinnati's Pete Schourek, becoming 16th player and second shortstop (Ernie Banks - 277) in Cubs history to accomplish feat...was placed on 15-day Disabled List June 9 with strained left hamstring, 6th career stint on DL...collected 500th RBI with 3-run homer off Houston's Darryl Kile July 15...was traded to Pittsburgh for player to be named later just hours before trading deadline Aug. 31...equaled career-high by hitting in 14 straight games from Aug. 28-Sept. 14 (.407, 24-for-59)...last 10 games of streak came as member of Pirates...in his Pittsburgh debut on Sept. 2 vs. Cleveland, went 2-for-4 with pair of home runs and 4 RBI in 6-4 Pirates win...was his 5th career multi-homer game (both HRs off Jaret Wright)...**1996**...spent entire season with Giants, appearing in 82 games and batting .300 with 5 home runs and 25 RBI...in his Giants debut Opening Day (April 1) against Atlanta, went 2-for-4 with 2-run homer off Braves' Greg Maddux...opened season with 12-game hitting streak, going 16-for-38 over stretch (.421)...committed 4 errors and participated in 5 double plays April 22 vs. Houston (Major League record for shortstops in both categories is 5)...was on Disabled List April 24-May 13 with strained left groin...hit 100th career home run June 15 off Houston's Donne Wall...his season came to an end Aug. 4 when he collided with Houston's Ricky Gutierrez at 2nd base...suffered concussion, 2 fractures of left eye orbit and fractured left cheekbone...underwent surgery Aug. 9 in which 3 mini-plates were inserted into eye orbit...procedure was performed by Dr. Joann Stenger...**1995**...posted one of his best Major League campaigns, batting .296 with 14 homers and 69 RBI...nearly became 1st Cubs shortstop to bat .300 since Ernie Banks (.304) in 1959...recorded 1,000th career hit June 4 off Florida's Mark Gardner...served 2-game NL-imposed suspension June 20-21 stemming from incident with Colorado's Jason Bates June 11...charged mound after getting hit by Sergio Valdez pitch Aug. 13 at San Francisco and was on NL's suspended list Sept. 8-11...**1994**...appeared in 88 games after missing almost 2 full seasons due to back surgery...led off 3 games with homers, June 19 at San Francisco (off Salomon Torres), June 29 at Houston (off Pete Harnisch) and July 26 at Pittsburgh (off Zane Smith)...later added 2nd home run June 19 for his 4th career two-homer game...played in 1,000th big league game July 17 at Cincinnati...**1993**...played just 7 games and missed most of campaign due to continued back rehabilitation...was activated from Disabled List Sept. 1 and made his 1st M.L. appearance in almost 2 years next night against New York, grounding out as pinch hitter...had 8th-inning, game-tying RBI double and scored eventual winning run Sept. 4 vs. New York...started at shortstop Sept. 10 at New York and went 2-for-3, his 1st start since May 4, 1992 vs. Atlanta...**1992**...played in only 18 games due to herniated disc in lower back...injured his back during off-season, necessitating hospital stay in January...hit safely in 16 of his 18 games, including 12-game stretch April 19-May 3, in which he batted .347 (17-for-49)...hitting streak was snapped May 4 in his final game of season...myelogram and CT scan were performed May 6, revealing herniated disc...disc was removed May 13 by Dr. Michael Schafer, Cubs' orthopedic surgeon...**1991**...finished tied for 3rd in NL in sacrifice flies (11) and tied for 9th in triples (7)...had 14-game hitting streak Aug. 14-28 (26-for-49, .531)...led league shortstops in putouts with 261...**1990**...equaled his Major League high with 17 home runs while driving in 66 runs...combined with Ryne Sandberg to hit 57 homers, tying for most ever for big-league shortstop-second baseman duo...other middle-infield combo to reach the 57-homer mark was Boston's Vern

Stephens (39) and Bobby Doerr (18) in 1949 and Stephens (30) and Doerr (27) in 1950...went to All-Star Game for 2nd time and made 1st All-Star appearance in Wrigley Field, going 0-for-2...hit a grand slam off Philadelphia's Don Carman June 8...had 3 triples July 28 at Montreal, tying modern Major League record...had 3rd 2-homer game of career Aug. 17 vs. Atlanta...was member of M.L. All-Star team that toured Japan after season...**1989**...was selected to *The Sporting News'* NL All-Star team after batting .278 with 60 RBI...struggled through early part of season...after 30 games and 96 at-bats, had no homers and just 2 RBI...batted .313 after May 31...had 14-game hitting streak Sept. 9-26 (21-for-51, .412)...hit 1st career grand slam Sept. 15 off Pittsburgh's Bob Patterson...batted .316 (6-for-19) against San Francisco in NLCS...**1988**...earned his 1st trip to All-Star Game...was 1st Cubs shortstop on NL All-Star team since Don Kessinger in 1974...was 4th among NL shortstops with .973 fielding percentage...led league shortstops in putouts (257)...had surgery Oct. 3 to remove screws implanted in right hand during 1987 season...**1987**...missed 2 months of season after suffering spiral fracture of right ring finger June 15 vs. Philadelphia...injury occurred while sliding during steal of 2nd base...batted .246 with 5 homers in 95 big league games...hit .421 in 5 rehab games at triple-A Iowa...**1986**...played 1st full Major League season and led NL shortstops with 17 homers, most by Cubs shortstop since Ernie Banks hit 29 in 1961...drove in 68 runs, also most by Cubs shortstop since Banks' 80 in '61...had career-high 5 hits April 19 vs. Pittsburgh...had 14-game hitting streak May 20-June 3 (19-for-53, .358)...tied for 3rd in NL with 37 doubles...led all Major League shortstops in putouts (320) and total chances (817)...led NL shortstops in assists (465)...**1985**...was Cubs' Opening Day shortstop in his 1st Major League action...hit .260 in 74 games with 4 home runs...collected his 1st big league hit April 9 off Pittsburgh's Rick Rhoden...hit his 1st home run May 4 off San Diego's Greg Booker...was optioned to triple-A Iowa May 15 after hitting .194 and committing 9 errors...was recalled Aug. 13...from Aug. 23 through end of season, batted .320 in 40 games...**1984**...began season at double-A Midland and hit .329 in 73 games...was promoted to Iowa in July and posted .233 mark in 61 games...**1983**...was named Midwest League's Prospect of Year after batting .310 with 58 stolen bases at single-A Quad City...was Star of Stars (MVP) of Midwest League All-Star game...earned spot on the Topps Class-A postseason All-Star squad...**1982**...was selected by Chicago Cubs as 1st overall pick in June draft...began professional career at rookie-league Sarasota...tied for 2nd in Gulf Coast League in steals (32) and ranked 4th in batting (.321)...

A GIANT IN THE COMMUNITY...participated in "2001 Mock Media Day" which brought students from Bay Area Black Journalist Association to Pacific Bell Park...that day exposed African American high school students to workings of daily sports journalism...visited Oakland Children's Hospital and spent afternoon with critically ill children...

PERSONAL...graduated from Thomas Jefferson (Brooklyn, NY) High School in 1982...was 3-time baseball all-star and 2-time MVP...during senior season, stole 37 bases in 37 tries and batted .790...married (Tracie)...3 daughters (Whitnie, Jasmine and I'Sha)...son (Shawon, Jr.)...

SHAWON DONNELL DUNSTON

Year	Club	AVG	G	AB	R	H	2B	3B	HR	RBI	SH	SF	HP	BB	SO	SB	CS	E
1982	Sarasota	.321	53	190	27	61	11	0	2	28	0	0	0	11	22	32	0	—
1983	Quad Cities	.310	117	455	65	141	17	8	4	62	0	0	0	7	51	58	0	—
1984	Midland	.329	73	298	44	98	13	3	3	34	2	4	3	11	38	11	8	32
	Iowa	.233	61	210	25	49	11	1	7	27	2	1	0	4	40	9	3	26
1985	Chicago (NL)	.260	74	250	40	65	12	4	4	18	1	2	0	19	42	11	3	17
	Iowa	.268	73	272	24	73	9	6	2	28	5	1	1	5	49	17	12	12
1986	Chicago (NL)	.250	150	581	66	145	37	3	17	68	4	2	3	21	114	13	11	32
1987	Chicago (NL)	.246	95	346	40	85	18	3	5	22	0	2	1	10	68	12	3	14
	Iowa	.421	5	19	1	8	1	0	0	2	0	0	0	0	3	1	1	1
1988	Chicago (NL)	.246	95	346	40	85	18	3	5	22	0	2	1	10	68	12	3	20
1989	Chicago (NL)	.278	138	471	52	131	20	6	9	60	6	4	1	30	86	19	11	17
1990	Chicago (NL)	.262	146	545	73	143	22	8	17	66	4	6	3	15	87	25	5	20
1991	Chicago (NL)	.260	142	492	59	128	22	7	12	50	4	11	4	23	64	21	6	21
1992	Chicago (NL)	.315	18	73	8	23	3	1	0	2	0	0	0	3	13	2	3	1
1993	Chicago (NL)	.400	7	10	3	4	2	0	0	2	0	0	0	0	1	0	0	0
1994	Chicago (NL)	.278	88	331	38	92	19	0	11	35	5	2	2	16	48	3	8	12
1995	Chicago (NL)	.296	127	477	58	141	30	6	14	69	7	3	6	10	75	10	5	17
1996	San Francisco	.300	82	287	27	86	12	2	5	25	5	1	1	13	40	8	0	15
1997	Chicago (NL)	.284	114	419	57	119	18	4	9	41	3	4	3	8	64	29	7	12
	Pittsburgh	.394	18	71	14	28	4	1	5	16	2	1	0	0	11	3	1	3
1998	Cleveland	.237	62	156	26	37	11	3	3	12	0	3	1	6	18	9	2	4
	San Francisco	.176	36	51	10	9	2	0	3	8	1	0	3	0	10	0	2	2
1999	St. Louis	.307	62	150	23	46	5	2	5	25	2	1	3	2	23	6	3	1
	New York (NL)	.344	42	93	12	32	6	1	0	16	1	1	2	0	16	4	1	1
2000	St. Louis	.250	98	216	28	54	11	2	12	43	4	2	3	6	47	3	1	1
2001	San Francisco	.280	88	186	26	52	10	3	9	25	2	1	2	2	32	3	1	3
Minor Totals		.298	382	1444	186	430	52	18	18	181	9	6	4	38	202	182	24	71
S.F. Totals		.281	206	524	63	147	24	5	17	58	8	2	6	15	82	11	3	20
A.L. Totals		.237	62	156	26	37	11	3	3	12	0	3	1	6	18	9	2	4
N.L. Totals		.271	1680	5624	703	1526	276	59	146	647	55	45	39	194	949	202	80	211
M.L. Totals		.270	1742	5780	729	1563	287	62	149	659	55	48	40	200	967	211	82	215

ALL-STAR GAME RECORD

Year	Club, Site	AVG	G	AB	R	H	2B	3B	HR	RBI	SH	SF	HP	BB	SO	SB	CS	E
1988	NL, Cincinnati	— Selected, Did Not Play —																
1990	NL, Chicago-NL	.000	1	2	0	0	0	0	0	0	0	0	0	0	0	0	0	0
ASG Totals		.000	1	2	0	0	0	0	0	0	0	0	0	0	0	0	0	0

DIVISION SERIES RECORD

Year	Club	AVG	G	AB	R	H	2B	3B	HR	RBI	SH	SF	HP	BB	SO	SB	CS	E
1999	NY vs. AZ	.167	4	6	0	1	0	0	0	0	0	0	0	0	1	0	0	0
2000	STL vs. ATL	1.000	1	1	0	1	0	0	0	0	0	0	0	0	0	0	0	0
LDS Totals		.286	5	7	0	2	0	0	0	0	0	0	0	0	1	0	0	0

LEAGUE CHAMPIONSHIP SERIES RECORD

Year	Club	AVG	G	AB	R	H	2B	3B	HR	RBI	SH	SF	HP	BB	SO	SB	CS	E
1989	CHI vs. SF	.316	5	19	2	6	0	0	0	0	0	0	0	1	1	1	0	1
1999	NY vs. ATL	.143	5	7	2	1	0	0	0	0	0	0	0	0	2	1	1	0
2000	STL vs. NY	.333	4	6	1	2	1	0	0	0	1	0	0	0	0	0	0	0
LCS Totals		.281	14	32	5	9	1	0	0	0	1	0	0	1	3	2	1	1

DUNSTON VS. 2002 OPPONENTS

	2001					CAREER				
	AVG	AB	H	HR	RBI	AVG	AB	H	HR	RBI
vs. Arizona	.296	27	8	0	3	.271	59	16	2	11
Atlanta	.286	7	2	0	0	.254	425	108	8	42
Chicago	.750	4	3	0	0	.323	62	20	2	6
Cincinnati	.286	7	2	0	1	.298	440	131	14	56
Colorado	.276	29	8	3	6	.233	193	45	7	21
Florida	.000	1	0	0	0	.289	152	44	4	15
Houston	.111	9	1	0	2	.274	456	125	6	47
Los Angeles	.231	13	3	1	1	.273	403	110	12	44
Milwaukee	.200	15	3	1	2	.328	58	19	5	9
Montreal	.375	8	3	1	2	.286	483	138	10	50
New York	.167	6	1	0	0	.256	433	111	12	48
Philadelphia	.455	11	5	0	1	.259	553	143	10	60
Pittsburgh	.250	8	2	0	0	.305	509	155	14	76
St. Louis	.333	3	1	0	1	.271	509	138	10	48
San Diego	.389	18	7	1	2	.240	413	99	11	38
San Francisco	—	—	—	—	—	.253	395	100	14	56
Baltimore	—	—	—	—	—	.300	10	3	0	0
New York (AL)	—	—	—	—	—	.500	4	2	1	1
Oakland	.000	9	0	0	0	.059	17	1	0	2
Tampa Bay	—	—	—	—	—	.000	2	0	0	0
Toronto	—	—	—	—	—	.000	4	0	0	0
Interleague	.150	20	3	2	4	.319	116	37	6	21

DUNSTON'S CAREER IN BALLPARKS

	AVG	AB	H	HR	RBI		AVG	AB	H	HR	RBI
at Bank One	.304	46	14	2	11	at Veterans	.233	288	67	4	25
Turner	.206	34	7	0	1	PNC	.000	4	0	0	0
Wrigley	.277	2289	633	56	248	Busch	.282	432	122	14	61
Cinergy	.283	223	63	8	24	Qualcomm	.180	200	36	4	11
Coors	.278	90	25	4	11	Pacific Bell	.279	86	24	3	7
Pro Player	.273	77	21	2	6	Camden	.000	1	0	0	0
Enron	.182	11	2	0	2	Yankee	—	—	—	—	—
Dodger	.280	211	59	6	26	Net. Assoc.	.000	9	0	0	0
Miller	.000	5	0	0	0	Tropicana	.000	2	0	0	0
Olympic	.276	221	61	5	27	SkyDome	.000	4	0	0	0
Shea	.246	284	70	4	30						

DUNSTON BY MONTH

	2001					CAREER				
	AVG	AB	H	HR	RBI	AVG	AB	H	HR	RBI
In March/April	.393	28	11	1	4	.251	903	227	21	83
May	.264	43	14	0	2	.278	1108	308	28	133
June	.269	26	7	2	4	.299	954	285	32	133
July	.222	27	6	3	6	.277	946	262	31	112
August	.316	19	6	1	4	.255	923	235	15	97
Sept./Oct.	.242	33	8	2	5	.260	946	246	22	101
Before ASB	.276	116	32	3	10	.277	3274	908	92	384
After ASB	.286	70	20	6	15	.261	2506	655	57	275

DUNSTON'S STATISTICAL BREAKDOWN

	2001					CAREER				
	AVG	AB	H	HR	RBI	AVG	AB	H	HR	RBI
Home	.289	83	24	3	7	.284	2833	805	76	327
Road	.272	103	28	6	18	.257	2947	758	73	332
Day	.257	70	18	3	7	.275	3062	843	82	348
Night	.293	116	34	6	18	.265	2718	720	67	311
Grass	.267	176	47	8	23	.272	4287	1167	116	490
Turf	.500	10	5	1	2	.265	1493	396	33	169
vs.LHP	.318	88	28	6	17	.272	1749	476	58	224
vs.RHP	.245	98	24	3	8	.270	4031	1087	91	435
RISP	.234	47	11	1	11	.276	1363	376	37	508
Bases Loaded	.600	5	3	0	6	.310	142	44	5	114
as Pinch Hitter	.286	35	10	3	9	.231	156	36	8	24
as DH	.250	4	1	0	0	.281	32	9	1	5

DUNSTON'S CAREER FIELDING

Position	PCT.	G	PO	A	E	TC	DP	PB
First Base	.984	15	58	2	1	61	6	—
Second Base	.978	25	32	56	2	90	10	—
Third Base	.938	11	3	12	1	16	3	—
Shortstop	.967	1362	2287	3731	205	6223	708	—
Outfield	.980	193	289	7	6	302	2	—

CAREER TRANSACTIONS

- Selected by Chicago Cubs in 1st round (1st overall) of June, 1982 draft.
- Placed on Disabled List June 16-Aug. 21, 1987 (including rehabilitation assignment at Iowa Aug. 14-21) with fracture of right ring finger.
- Placed on 60-day Emergency Disabled List May 5, 1992 through end of season with herniated disc.
- Placed on 60-day Emergency Disabled List March 27, 1993 through end of season with herniated disc.
- Placed on MLB suspended list, June 20-21, 1995.
- Placed on MLB suspended list, Sept. 8-11, 1995.
- Elected free agency, Oct. 31, 1995; signed with San Francisco, Jan. 8, 1996.
- Placed on Disabled List April 24-May 13, 1996 with left groin strain.
- Placed on Disabled List Aug. 5-Oct. 1, 1996 with two broken bones in left eye orbit and fractured left cheek bone.
- Signed by Chicago Cubs as free agent, Dec. 7, 1996.
- Placed on Disabled List June 9-June 24, 1997 with strained left hamstring.
- Traded to Pittsburgh Pirates in exchange for player to be named later, Aug. 31, 1997.
- Signed by Cleveland as free agent, Feb. 16, 1998.
- Traded to San Francisco with pitchers Joe Mesa and Alvin Morman in exchange for pitcher Steve Reed and outfielder Jacob Cruz, July 24, 1998.
- Signed by St. Louis as free agent, Feb. 16, 1999.
- Placed on Disabled List June 23-July 9, 1999 with rib cage strain.
- Traded to New York Mets in exchange for outfielder/infielder Craig Paquette, July 31, 1999.
- Signed by St. Louis as free agent, Feb. 3, 2000.
- Signed by San Francisco as free agent, Dec. 8, 2000.
- Placed on Disabled List August 7-18, 2001 with right ankle sprain.

CAREER HIGHS

- **Most Hits:** 5, April 19, 1986 vs. Pittsburgh (with Chicago)
- **Most RBI:** 6 (twice), last: June 22, 2000 vs. San Francisco (with STL)
- **Most Home Runs:** 2 (twice), last: June 22, 2000 vs. San Francisco (with STL)
- **Career Grand Slams:** 5, last: July 13, 200 at Chicago (AL) (off Jesus Pena) (with STL)
- **Longest Hitting Streak:** 14 games (4 times), last: Aug. 28-Sept. 12, 1997

Felix Escalona

INFIELDER



Birthdate: March 12, 1979

2002 Opening Day Age: 23

Birthplace: Puerto Cabello, Venezuela

Resides: Cabello Edo, Venezuela

Bats: Right **Throws:** Right **Height:** 6-0 **Weight:** 196

M.L. Service: None

How Obtained: Selected in Major League Rule V draft, Dec. 13, 2001.

Contract Status: Signed through 2002

CAREER...23-year-old infielder comes to Giants after being selected in Major League Rule V Draft from Houston Astros organization...had breakthrough campaign in 2001, hitting career-best .289 with 42 2Bs, 16 HRs and 64 RBI...entering campaign, had hit just 15 HRs in 1st 5 professional seasons...is 7th player selected by San Francisco in Rule V Draft, joining Dave Maurer (1999), Mike Johnson (1996), Kim Batiste (1995), Jim McNamara (1993), Rafael Quirico (1992) and Max Venable (1978)...is .259 lifetime hitter with 31 HRs, 189 RBI and 81 stolen bases in 6 professional seasons...

2001 SEASON...earned *Baseball America* All-Star and South Atlantic League All-Star honors for single-A Lexington...posted best campaign in 6-year career, establishing career standards in nearly every offensive category...hit .289 with 92 runs, 42 2Bs, 2 3Bs, 16 HRs, 64 RBI and 46 stolen bases...ranked among Astros farmhand leaders in hits (4th, 158), runs (4th, 92) and doubles (1st, 42)...played 109 games at 2B for Legends, while also making 20 appearances at SS...

2000...split season between single-A Michigan and Kissimmee...opened year with Michigan, hitting .259 with 6 HRs and 35 RBI in 64 games...played primarily 2B (53 games), while also seeing action at SS (14)...was sent to Kissimmee July 9, and hit .252 with 8 RBI in 42 contests...played 25 games at SS, 12 at 2B and 7 at 3B...**1999**...spent full season with Michigan, pacing club with 29 2Bs...hit .288 for 2nd highest total of career, behind only 2001 total...split time between 2B (63 games), SS (31) and 3B (22)...**1998**...split campaign between Kissimmee and single-A Auburn...appeared in just 3 games for Kissimmee before playing in 51 contests for Auburn of New York-Penn League...worked mostly as SS (39 games)...**1997**...worked with Gulf Coast Astros for most of year with short 3-game stint with Kissimmee in June...played 51 games for Astros, hitting just .206 with 1 HR and 9 RBI...**1996**...opened professional campaign at age of 17 with Gulf Coast Astros...hit .147 with HR and 9 RBI in 28 contests...worked mainly as 3B (21), with 6 games at 2B...

PERSONAL...single...

FELIX EDUARDO ESCALONA

Year	Club	AVG	G	AB	R	H	2B	3B	HR	RBI	SH	SF	HP	BB	SO	SB	CS	E
1996	Gulf Coast	.147	28	75	8	11	2	0	1	9	1	1	4	8	31	1	2	12
1997	Gulf Coast	.206	51	189	27	39	9	0	1	9	4	0	3	20	49	11	3	14
	Kissimmee	.222	3	9	6	2	0	0	0	0	0	0	3	1	2	0	0	6
1998	Auburn	.208	51	149	22	31	5	0	1	17	1	4	6	11	33	4	2	25
	Kissimmee	.000	3	4	0	0	0	0	0	0	0	0	0	0	1	0	0	0
1999	Michigan	.288	116	396	78	114	29	4	6	47	7	3	17	29	60	7	7	36
2000	Michigan	.259	64	251	42	65	14	1	6	35	3	2	4	22	49	7	0	28
	Kissimmee	.252	42	143	19	36	5	1	0	8	3	1	6	9	21	5	3	14
2001	Lexington	.289	130	536	92	155	42	2	16	64	5	5	16	30	85	46	12	23
Minor Totals		.259	488	1752	294	453	106	8	31	189	24	52	59	130	331	81	29	158

CAREER TRANSACTIONS

- Signed by Houston as non-drafted free agent, Sept. 20, 1995.
- Selected in Major League Rule V draft by San Francisco, Dec. 13, 2001.

Pedro Feliz

THIRD BASEMAN



Birthdate: April 27, 1977

2002 Opening Day Age: 24

Birthplace: Azua, Dominican Republic

Resides: Azua, Dominican Republic

Bats: Right **Throws:** Right **Height:** 6-1 **Weight:** 205

M.L. Service: 1 year, 31 days

How Obtained: Signed as non-drafted free agent, February 7, 1994.

Contract Status: Signed through 2002

CAREER... promising young infielder spent 1st full season in majors in 2001, playing in 94 games for Giants...had breakthrough campaign in 2000, establishing career highs in almost every offensive category for triple-A Fresno en route to earning Pacific Coast League All-Star status...came into his own over his last 4 minor league seasons (1997-2000), combining to hit .273 (513-for-1880) with 107 2Bs, 77 HRs and 291 RBI...in his 1st 3 professional campaigns, hit just .251 (139-for-553) with 14 2Bs, 5 HRs and 55 RBI...

2001 SEASON... young infielder enjoyed periods of success during 1st full Major League season, hitting .227 with 7 HRs and 22 RBI...made 51 starts for SF all at 3B, hitting safely in 32 (.241, 41-for-170, 4 2Bs, 6 HR, 19 RBI)...earned NL Rookie of Month honors for July, finishing 17-for-49 (.347) with 2 2Bs, 3B, 4 HRs, 8 RBI and 6 runs scored in 19 games...from July 1-Oct. 7, raised his overall season avg. 31 points (from .197 to final .227 mark)...opened season 8-for-32 (.250) over his 1st 14 games through May 1...had 2-for-4 effort with run scored and stolen base in 1st career start April 5 vs. San Diego...drove in winning run with sac fly in 9th inning April 11 in San Diego (off Trevor Hoffman), finishing game 1-for-3 with 2B and RBI...had career-best 3 hits May 1 at Pittsburgh...however, struggled in May and June, hitting just .200 (14-for-70) in 28 games...slugged 1st career roundtripper May 23 in Arizona (off Greg Swindell), finishing contest 2-for-4 with 2B...collected game-winning hit June 30 vs. St. Louis, snapping 2-2 tie in 8th inning with 2-run, pinch-single, his 1st career hit as PH...homered in consecutive games July 25-26, connecting for solo shots in SF victories at Colorado (off Brian Bohanon) and Arizona (off Erik Sabel)...strung together career-best 10-game hitting streak July 25-Aug. 9 (14-for-36, .389)...overall, hit .316 (24-for-76) in 26 games from July 8-Aug. 26...established career highs with 3 hits and 3 RBI against Pittsburgh Aug. 31, going 3-for-6 with 2B and HR...clubbed 2-run clout in 6th (off Dave Williams) to give SF 5-4 lead, then gave Giants 8-7 victory with 2-out, RBI-single in 11th...slumped down stretch, suffering through 3-for-32 (.094) skid over his final 17 contests...played for Pollos in Dominican Winter League...

Harry S. Jordan Award

The Harry S. Jordan Award is given in recognition of the player whose performance and dedication in Spring Training best exemplifies the San Francisco Giants spirit. The honor is voted on by the players in camp.

The following players have won the Harry Jordan Award:

1988	Joe Kmak	1995	Joe Rosselli
	Francisco Melendez	1996	Marvin Benard
1989	James Steel	1997	Dante Powell
1990	Eric Gunderson	1998	Russ Ortiz
1991	Mark Leonard	1999	Damon Minor
1992	John Patterson	2000	Ben Weber
1993	Greg Brummett	2001	Pedro Feliz
1994	J.R. Phillips		

2000...spent majority of year at triple-A Fresno prior to being recalled to San Francisco Sept. 1...was named to Pacific Coast League All-Star team...in 128 games for Grizzlies, hit .298 (150-for-503) with career-highs in runs (85), 2Bs (34), HRs (33) and RBI (105)...played 121 games at 3B...HR total led all Giants minor leaguers, while ranking 3rd in RBI and 7th in average...ranked among PCL leaders in HRs (tied for 3rd), RBI (4th) and extra base hits (2nd, 69)...collected 1st 2 ML hits Sept. 7 vs. Padres (1st was 1B off Carlos Almanzar), after making ML debut Sept. 5 vs. Phillies...shared Fresno Player of Month honors for August with Chad Zerbe...following season, played for both Grand Canyon of Arizona Fall League and Pollos of Dominican Winter League...**1999**...spent campaign with double-A Shreveport...hit 14 home runs and had 24 2Bs on year, falling just 1 shy of career-bests set in 1997...however, .253 average was 2nd lowest of 6-year pro career...finished season on strong note, hitting .337 (35-for-104) in 28 games during August, earning Captains' Player of Month honors...had 2 2Bs, 3B, 5 HR, 12 RBI and 10 runs scored in award-winning month...**1998**...got off to slow start in 1st season at Shreveport before playing well enough to earn late-season promotion to Fresno...in 100 games for Captains, hit .264 (96-for-364) with 23 2Bs, 2 3Bs, 12 HRs and 50 RBI...was hitting .209 (18-for-86) in his 1st 25 games before going on Disabled List with sprained right ankle...was disabled from May 2-June 9...hit .312 (67-for-215) with 17 2Bs, 10 HRs and 37 RBI over his 1st 56 games back from Disabled List through Aug. 10...earned promotion to Fresno Sept. 1 and appeared in 3 regular season games for Grizzlies...hit .429 (3-for-7) with 2B, HR and 3 RBI...started 2 games at 3B for Fresno in PCL playoffs and went hitless in 9 at-bats with RBI...**1997**...spent full season at single-A Bakersfield, appearing in 135 of team's 140 games...established then-career-highs in games, at-bats (515), runs (59), hits (140), doubles (25), home runs (14) and walks (23)...hit .283 (121-for-427) with 12 HRs and 49 RBI in 111 contests over final 4 months of campaign...was honored by Giants' organization as Player of Month for Bakersfield in August, batting .289 (33-for-117) with 5 HRs, 13 RBI and 17 runs scored in 29 games...played exclusively at 3rd base...**1996**...played for single-A Burlington, appearing in 93 contests while batting .265 with 5 HRs and 36 RBI...homers were his 1st as professional, having been held without clout in 232 at-bats over previous 2 seasons...**1995**...was assigned to rookie-level Bellingham in June after remaining in Arizona for extended spring training...participated in 43 contests for Northwest League squad, batting .274 with 16 RBI...**1994**...made pro debut with rookie-level Scottsdale Giants, seeing action in 38 games...each of his 23 hits were singles...

PERSONAL...graduated from Agustina de Chequer High School in Azua, DR...single...

PEDRO JULIO FELIZ

Year	Club	AVG	G	AB	R	H	2B	3B	HR	RBI	SH	SF	HP	BB	SO	SB	CS	E
1994	Scottsdale	.193	38	119	7	23	0	0	3	3	3	0	2	2	20	2	3	5
1995	Bellingham	.274	43	113	14	31	2	1	0	16	2	2	0	7	33	1	1	2
1996	Burlington	.265	93	321	36	85	12	2	5	36	0	3	1	18	65	5	2	17
1997	Bakersfield	.272	135	515	59	140	25	4	14	56	3	3	7	23	90	5	7	23
1998	Shreveport	.264	100	364	39	96	23	2	12	50	0	4	2	9	62	0	1	22
	Fresno	.429	3	7	1	3	1	0	1	3	0	0	0	1	0	0	0	0
1999	Shreveport	.253	131	491	52	124	24	6	13	77	1	5	3	19	90	4	2	27
2000	Fresno	.298	128	503	85	150	34	2	33	105	2	5	2	30	94	1	1	24
	San Francisco	.286	8	7	1	2	0	0	0	0	0	0	0	0	1	0	0	0
2001	San Francisco	.227	94	220	23	50	9	1	7	22	3	3	2	10	50	2	1	12
Minor Totals		.268	671	2433	293	652	121	17	78	346	11	22	17	109	454	18	17	120
M.L. Totals		.229	102	227	24	52	9	1	7	22	3	3	2	10	51	2	1	12

FELIZ VS. 2002 OPPONENTS

	2001					CAREER				
	AVG	AB	H	HR	RBI	AVG	AB	H	HR	RBI
vs. Arizona	.200	40	8	2	2	.190	42	8	2	2
Atlanta	.125	8	1	0	0	.125	8	1	0	0
Chicago	.000	2	0	0	0	.000	2	0	0	0
Cincinnati	.364	11	4	0	0	.333	12	4	0	0
Colorado	.206	34	7	2	4	.206	34	7	2	4
Florida	.111	9	1	0	0	.111	9	1	0	0
Houston	.167	6	1	0	0	.167	6	1	0	0
Los Angeles	.111	9	1	0	1	.111	9	1	0	1
Milwaukee	.211	19	4	1	1	.211	19	4	1	1
Montreal	.222	9	2	0	0	.222	9	2	0	0
New York	.500	4	2	0	1	.500	4	2	0	1
Philadelphia	.214	14	3	0	1	.200	15	3	0	1
Pittsburgh	.545	11	6	1	3	.545	11	6	1	3
St. Louis	.250	4	1	0	2	.250	4	1	0	2
San Diego	.280	25	7	1	4	.321	28	9	1	4
San Francisco	—	—	—	—	—	—	—	—	—	—
Baltimore	—	—	—	—	—	—	—	—	—	—
New York (AL)	—	—	—	—	—	—	—	—	—	—
Oakland	.000	5	0	0	1	.000	5	0	0	1
Tampa Bay	—	—	—	—	—	—	—	—	—	—
Toronto	—	—	—	—	—	—	—	—	—	—
Interleague	.133	15	2	0	3	.133	15	2	0	3

FELIZ' CAREER IN BALLPARKS

	2001						CAREER				
	AVG	AB	H	HR	RBI		AVG	AB	H	HR	RBI
at Bank One	.241	29	7	2	2	at Veterans	.167	6	1	0	1
Turner	.000	1	0	0	0	PNC	.600	5	3	0	0
Wrigley	.000	1	0	0	0	Busch	.000	3	0	0	0
Cinergy	.750	4	3	0	0	Qualcomm	.188	16	3	0	3
Coors	.188	16	3	2	2	Pacific Bell	.232	112	26	3	10
Pro Player	.000	7	0	0	0	Camden	—	—	—	—	—
Enron	.500	2	1	0	0	Yankee	—	—	—	—	—
Dodger	.200	5	1	0	1	Net. Assoc.	.000	3	0	0	0
Miller	.000	5	0	0	0	Tropicana	—	—	—	—	—
Olympic	.250	4	1	0	0	SkyDome	—	—	—	—	—
Shea	.500	4	2	0	1						

FELIZ BY MONTH

	2001					CAREER				
	AVG	AB	H	HR	RBI	AVG	AB	H	HR	RBI
in March/April	.185	27	5	0	1	.185	27	5	0	1
May	.200	40	8	1	3	.200	40	8	1	3
June	.200	30	6	1	6	.200	30	6	1	6
July	.347	49	17	4	8	.347	49	17	4	8
August	.256	39	10	0	1	.256	39	10	0	1
Sept./Oct.	.114	35	4	1	3	.143	42	6	1	3
Before ASB	.206	107	22	3	11	.206	107	22	3	11
After ASB	.248	113	28	4	11	.250	120	30	4	11

FELIZ' STATISTICAL BREAKDOWN

	2001					CAREER				
	AVG	AB	H	HR	RBI	AVG	AB	H	HR	RBI
Home	.226	106	24	3	10	.232	112	26	3	10
Road	.228	114	26	4	12	.226	115	26	4	12
Day	.232	82	10	2	9	.226	84	19	2	9
Night	.225	138	31	5	13	.231	143	33	5	13
Grass	.229	210	48	7	21	.230	217	50	7	21
Turf	.200	10	2	0	1	.200	10	2	0	1
vs. LHP	.397	58	23	3	13	.390	59	23	3	13
vs. RHP	.167	162	27	4	9	.173	168	29	4	9
RISP	.184	49	9	1	15	.192	52	10	1	16
Bases Loaded	.250	8	2	0	4	.250	8	2	0	4
as Pinch Hitter	.308	13	4	0	2	.235	17	4	0	2
as DH	.000	1	0	0	0	.000	1	0	0	0

FELIZ' CAREER FIELDING

Position	PCT.	G	PO	A	E	TC	DP	PB
Third Base	.908	90	40	79	12	131	6	—

CAREER TRANSACTIONS

- Signed as non-drafted free agent, Feb. 7, 1994. Signed by Luis Rosa.

CAREER HIGHS

- **Most Hits:** 3 (twice), last: July 31, 2001 vs. Pittsburgh
- **Most RBI:** 3, July 31, 2001 vs. Pittsburgh
- **Most Home Runs:** 1 (7 times), last: Sept. 7, 2001 at Colorado
- **Career Grand Slams:** None
- **Longest Hitting Streak:** 10 games, July 25-Aug. 9, 2001

Aaron Fultz

LEFT-HANDED PITCHER



Birthdate: September 4, 1973

2002 Opening Day Age: 28

Birthplace: Memphis, Tennessee

Resides: Fayette, Alabama

Bats: Left **Throws:** Left **Height:** 6-0 **Weight:** 206

M.L. Service: 2 year

How Obtained: Signed as free agent, April 4, 1996.

Contract Status: Signed through 2002

CAREER...2-year Major League vet has solidified himself as dependable left-hander out of SF bullpen...owns 8-3 (.727) career mark with 2 saves and 4.62 ERA over 124 ML relief outings...has limited left-handers to .230 career average against (46-for-200)...over last 88 appearances dating back to July 15, 2000, has posted 5-2 ledger with 3.62 ERA (40er, 99.1ip)...was originally 6th selection by San Francisco in 1992 draft...also saw action in Minnesota organization (1993-95)...was re-signed by SF prior to 1996 campaign...

2001 SEASON...posted 3-1 mark with 1 save and 4.56 ERA in career-high 66 appearances out of SF bullpen...also tossed career-best 71.0 innings...stranded 35 of 43 inherited runners for 81.4% mark, best on staff and 3rd-best amongst all NL relievers...retired 51 of 66 1st batters faced (77.3%)...held left-handed hitters to just .237 batting average (27-for-114) with 2 homers...earned 1st win of year April 11 at San Diego, tossing scoreless 8th inning (1h) before SF plated go-ahead run in top of 9th for 2-1 triumph...tagged with lone loss and blown save of year May 5 at Philadelphia, starting 7th with 2-0 lead before yielding 3 runs in 0.2 innings of work (2h,1bb) in eventual 4-2 defeat...posted 2nd career save May 7 vs. Expos, working 2.0 hitless frames (1bb,2so) to hold 6-2 SF triumph...entered with 2 on and no out in 8th inning and Giants clinging to 4-2 lead...retired 1st 3 batters faced to preserve lead then, after SF plated 2 in bottom of frame, worked scoreless 9th...was dominating in July, forging 0.79 ERA over 11 appearances...logged 9 scoreless outings and allowed just 1 earned run in 11.1 innings...also retired all 11 1st-batters faced...over longer stretch, after ERA peaked at 7.98 following May 5 game at Philadelphia, lowered ledger 4.37 points over next 33 appearances, to 3.61 mark on July 28...was unscored upon in 28 of those 33 outings, allowing just 8 earned runs in 37.2 innings (1.91 ERA), while holding opposing hitters to .200 batting average against (27-for-135)...had rough August, yielding 9 earned runs in 9.2 frames (8.38 ERA) over 11 outings...earned 3rd win of season Sept. 6 vs. Arizona, logging 1.2-scoreless frames (1h,3so) after entering in 4th inning of SF's eventual 9-5 triumph...pitched in Dominican Winter League following season...

2000...had impressive rookie season, appearing in 58 games and posting 5-2 record with 1 save (in 3 attempts) and 4.67 ERA...was scoreless in 36 of 58 outings, while stranding 25 of 42 inherited runners (59.5%)...posted 1.27 ERA (4er, 28.1ip) over last 22 outings (after July 15) to lower season ERA 2.35 points (from 7.02 to season-ending 4.67)...started big league career with great success, allowing just 1 earned run in 1st 5 outings (7.1ip, 1.23 ERA)...earned 1st Major League win April 26 in Florida, working 2.0-scoreless innings in SF's 8-7 victory (2so)...suffered 1st loss May 27 vs. Chicago, allowing run in 11th inning (1.0ip, 1h, 2bb, 1so)...notched 4th victory Sept. 6 vs. Phillies...tossed 2.0-scoreless frames (1h), while recording career-high 5 strikeouts (previous high was 4, 4 times)...notched 1st save of Major League career July 20 vs. San Diego...worked 1.2-scoreless innings in SF's 7-3 victory...made his ML debut April 5 in Florida, entering in relief of Kirk Rueter with bases loaded, 2-out and score tied at 4-4 in 4th inning...walked 1st batter faced (Preston Wilson) before working out of jam...logged 2.1 frames on evening, yielding run on 2 hits and walk while striking out pair (including 1st career, Mike Redmond)...was in line for win, as he departed with 7-5 lead...also collected 1st ML hit in contest vs. Marlins, singling in lone at-bat (off Vic Darenbourg)...made 1 appearance in NLDS vs. Mets, suffering 3-2, 13-inning defeat in Game 3...yielded game-winning HR to Benny Agbayani in 13th after working scoreless frame in 12th...**1999**...spent 1st full season at triple-A level, going 9-8 with 4.98 ERA (76er, 137.1ip) in 37 games (20 starts) for Fresno...9 wins tied for 2nd most in career, while establishing new mark with 151 strikeouts...in 20 starts, went 6-6 with 4.71 mark (57er, 109.0ip)...while starting, struck out 123 in 109.0 innings...over 17 relief appearances, was 3-2 with 6.04 ERA (19er, 28.1ip)...opened season in bullpen, making 6 relief appearances (1-0 with 4.77 ERA) before 1st start April 28 at Tacoma...worked out of rotation in 13 of final 14 outings, going 5-4 with 4.70 ERA (40er, 76.2ip)...pitched in Dominican Winter League for Aguilas...**1998**...worked majority of season at double-A Shreveport, posting team highs in saves (15) and appearances (54)...later saw his 1st action at triple-A level, being promoted to Fresno in mid-August and working in 10 games for Grizzlies (0-0, 5.06)...made 64 appearances overall (all in relief), registering career high...his season save total (15) also established career standard, as former starter had just 2 saves entering campaign...logged pair of appearances for Fresno in PCL playoffs, going 0-0 with 3.38 ERA (2.2ip, 1er)...**1997**...spent 1st full season at double-A level, working entirely out of bullpen...led Shreveport in appearances (49), while finishing with 6-3 record, 1 save and 2.83 ERA...was particularly sharp with his control, walking just 19 while striking out 60 in 70.0ip...**1996**...returned to Giants organization after Spring Training release by Twins, signing as free agent April 4...was assigned to single-A San Jose, where he spent entire season...logged 9-5 mark with 1 save and 3.96 ERA, splitting time between rotation (12 starts) and relief (24 outings)...marked 1st extended action out of bullpen, as entering campaign had made starts in 92 of his initial 93 professional appearances...save was 1st of career...**1995**...opened season at double-A New Britain, however, after just 3 starts (0-2, 6.60 ERA) was returned to single-A Ft. Myers...logged solid 3.25 ERA for Miracle, however, held to just 3-6 mark in 21 opening assignments...for season, was combined 3-8 despite posting 3.61 ERA...**1994**...logged full campaign at Florida State League-entry Ft. Myers, leading squad and establishing career bests in starts (28), complete games (3), innings pitched (168.1) and strikeouts (132)...his 9 wins also matched team high, while proving 2nd highest season total of career...**1993**...enjoyed solid campaign at single-A Clinton, however was dealt to Minnesota in post-trade deadline deal...was shipped to Twins Aug. 18 with IF Andres Duncan, as Giants acquired veteran LHP Jim Deshaies during pennant battle with Atlanta Braves...while with Clinton, posted team highs in wins (14), starts (25, tied), innings pitched (148.0) and strikeouts (144)...following trade, made 1 start for single-A Ft. Wayne (0-0, 9.00 ERA)...**1992**...began pro career with Scottsdale Giants in Arizona Rookie League, having been selected by San Francisco in 6th round of June draft...finished with 3-2 mark and 2.13 ERA in league-high 14 starts...

A GIANT IN THE COMMUNITY...participated in Giants Wives' post-game auction and clinic to raise money for Jr. Giants and Comfort for Kids, which provides specialized medical care to children throughout Bay Area who are facing life threatening illness...visited teens from Delancey Street's Life Learning Academy, charter school which provides troubled teens with sense of hope...also participated in "2001 Garth Brooks' Touch 'Em All" Day at ballpark...helped with Giants Summer Reading Program, reading at San Mateo Library and assisting with children's book drive...has lent his time to Jr. Giants program in 2000 and 2001...participated in field dedication for Crocker Amazon Park, San Francisco community baseball diamond that was completely refurbished by Giants Community Fund and Good Tidings Foundation, conducting clinic for Jr. Giants members at field...also participated in Giants Community Fund Golf Tournament and Care-A-Van...

PERSONAL...graduated from Munford (TN) High School in 1991...led Munford to state championship in senior year...attended North Florida (Madison, FL) Junior College...married (Christy Perry, Oct. 1, 1994)...2 sons (Kale, March 31, 1994 and Aaron Jacob, April 19, 1998).

RICHARD AARON FULTZ

Year	Club	W-L	ERA	G	GS	CG	SH	SV	IP	H	R	ER	HR	HB	BB	SO	WP	BK
1992	Scottsdale	3-2	2.13	14	14	0	0	0	67.2	51	24	16	0	4	33	72	7	0
1993	Clinton	14-8	3.41	26	25	2	1	0	148.0	132	63	56	8	11	64	144	10	2
	Ft. Myers	0-0	9.00	1	1	0	0	0	4.0	10	4	4	0	0	0	3	0	0
1994	Ft. Myers	9-10	4.33	28	28	3	0	0	168.1	193	95	81	9	7	60	132	9	2
1995	New Britain	0-2	6.60	3	3	0	0	0	15.0	11	12	11	1	0	9	12	0	0
	Ft. Myers	3-6	3.25	21	21	2	2	0	122.0	115	52	44	10	8	41	127	7	1
1996	San Jose	9-5	3.96	36	12	0	0	1	104.2	101	52	46	7	8	54	103	13	0
1997	Shreveport	6-3	2.83	49	0	0	0	1	70.0	65	30	22	6	2	19	60	4	1
1998	Shreveport	5-7	3.77	54	0	0	0	15	62.0	58	40	26	4	3	29	61	5	1
	Fresno	0-0	5.06	10	0	0	0	0	16.0	22	10	9	2	0	2	13	1	0
1999	Fresno	9-8	4.98	37	20	1	0	0	137.1	141	87	76	32	7	51	151	11	1
2000	San Francisco	5-2	4.67	58	0	0	0	1	69.1	67	38	36	8	3	28	62	0	2
2001	San Francisco	3-1	4.56	66	0	0	0	1	71.0	70	40	36	9	1	21	67	1	0
Minor Totals		58-51	3.85	279	124	8	3	17	915.0	899	469	391	79	50	362	878	67	8
M.L. Totals		8-3	4.62	124	0	0	0	2	140.1	137	78	72	17	4	49	129	1	2

FULTZ' M.L. BATTING

	AVG	G	AB	R	H	2B	3B	HR	RBI	SH	SF	HP	BB	SO	SB	CS	E
2001	.400	66	5	1	2	0	0	0	0	0	0	0	0	0	0	0	0
Career	.364	124	11	1	4	0	0	0	0	1	0	0	0	1	0	0	0

LAST HOME RUN: None

DIVISION SERIES RECORD

Year	Club	W-L	ERA	G	GS	CG	SH	SV	IP	H	R	ER	HR	HB	BB	SO	WP	BK
2000	SF vs. NY	0-1	6.75	1	0	0	0	0	1.1	3	1	1	1	0	0	0	0	0

FULTZ VS. 2002 OPPONENTS

	2001						CAREER					
	W-L-S	ERA	G	IP	H	ER	W-L-S	ERA	G	IP	H	ER
vs. Arizona	1-0-0	0.57	12	15.2	7	1	1-0-0	0.38	18	23.2	12	1
Atlanta	0-0-0	0.00	1	2.0	1	0	0-0-0	0.00	4	4.2	2	0
Chicago	0-0-0	21.60	3	1.2	4	4	0-1-0	4.50	8	10.0	8	5
Cincinnati	0-0-0	5.40	3	3.1	2	2	0-0-0	9.53	6	5.2	7	6
Colorado	0-0-0	3.60	7	5.0	7	2	0-0-0	10.45	13	10.1	19	12
Florida	0-0-0	0.00	2	2.1	2	0	1-0-0	1.00	5	9.0	9	1
Houston	0-0-0	0.00	1	0.2	0	0	0-0-0	7.71	3	2.1	2	2
Los Angeles	1-0-0	10.13	5	8.0	13	9	2-0-0	7.43	8	13.1	17	11
Milwaukee	0-0-0	1.80	5	5.0	5	1	0-0-0	5.14	8	7.0	7	4
Montreal	0-0-1	2.25	3	4.0	3	1	0-0-1	6.23	5	4.1	4	3
New York	0-0-0	0.00	2	2.0	0	0	0-0-0	1.59	4	5.2	3	1
Philadelphia	0-1-0	54.00	2	1.0	5	6	1-2-0	18.00	5	4.0	10	8
Pittsburgh	0-0-0	54.00	1	0.1	2	2	0-0-0	3.18	4	5.2	3	2
St. Louis	0-0-0	5.40	3	1.2	3	1	0-0-0	7.20	7	5.0	7	4
San Diego	1-0-0	4.38	11	12.1	13	6	1-0-1	3.68	14	14.2	14	6
San Francisco	---	---	---	---	---	---	---	---	---	---	---	---
Baltimore	---	---	---	---	---	---	---	---	---	---	---	---
New York (AL)	---	---	---	---	---	---	---	---	---	---	---	---
Oakland	0-0-0	0.00	1	2.0	0	0	0-0-0	5.06	3	5.1	5	3
Tampa Bay	---	---	---	---	---	---	---	---	---	---	---	---
Toronto	---	---	---	---	---	---	---	---	---	---	---	---
Interleague	0-0-0	1.50	5	6.0	3	1	2-0-0	3.60	12	15.0	13	6

FULTZ' CAREER IN BALLPARKS

	W-L-S	ERA	G	IP	H	ER		W-L-S	ERA	G	IP	H	ER
at Bank One	0-0-0	0.77	8	11.2	8	1	at Veterans	0-2-0	27.00	3	1.2	6	5
Turner	0-0-0	0.00	3	3.2	2	0	PNC	0-0-0	54.00	1	0.1	2	2
Wrigley	0-0-0	9.00	3	4.0	5	4	Busch	0-0-0	2.45	5	3.2	4	1
Cinergy	0-0-0	10.80	4	3.1	4	4	Qualcomm	1-0-0	2.84	7	6.1	6	2
Coors	0-0-0	17.36	8	4.2	15	9	Pacific Bell	4-1-2	4.18	59	71.0	64	33
Pro Player	1-0-0	1.59	3	5.2	4	1	Camden	---	---	---	---	---	
Enron	0-0-0	0.00	2	1.2	0	0	Yankee	---	---	---	---	---	
Dodger	1-0-0	2.45	2	3.2	3	1	Net. Assoc.	0-0-0	0.00	2	3.1	0	0
Miller	0-0-0	3.38	2	2.2	4	1	Tropicana	---	---	---	---	---	
Olympic	0-0-0	9.00	1	1.0	2	1	SkyDome	---	---	---	---	---	
Shea	0-0-0	4.50	2	2.0	1	1							

FULTZ BY MONTH

	2001						CAREER					
	W-L-S	ERA	G	IP	H	ER	W-L-S	ERA	G	IP	H	ER
In March/April	2-0-0	5.27	10	13.2	18	8	3-0-0	4.94	21	27.1	29	15
May	0-1-1	4.02	13	15.2	12	7	0-2-1	4.32	21	25.0	21	12
June	0-0-0	3.86	11	11.2	13	5	1-0-0	7.66	23	22.1	30	19
July	0-0-0	0.79	11	11.1	6	1	1-0-1	2.63	19	24.0	17	7
August	0-0-0	8.38	11	9.2	13	9	0-1-0	5.24	21	22.1	24	13
Sept./Oct.	1-0-0	6.00	10	9.0	8	6	3-0-0	2.79	19	19.1	16	6
Before ASB	2-1-1	4.15	37	43.1	44	20	4-2-1	5.36	72	82.1	85	49
After ASB	1-0-0	5.20	29	27.2	26	16	4-1-1	3.57	52	58.0	52	23

FULTZ' STATISTICAL BREAKDOWN

	2001						CAREER					
	W-L-S	ERA	G	IP	H	ER	W-L-S	ERA	G	IP	H	ER
Season	3-1-1	4.56	66	71.0	70	36	8-3-2	4.62	124	140.1	137	72
Home	2-0-1	5.14	32	35.0	34	20	4-1-2	4.18	59	71.0	64	33
Road	1-1-0	4.00	34	36.0	36	16	4-2-0	5.06	65	69.1	73	39
Day	1-0-0	4.91	21	18.1	20	10	2-2-1	3.88	50	53.1	47	23
Night	2-1-1	4.44	45	52.2	50	26	6-1-1	5.07	74	87.0	90	49
Starter	—	—	—	—	—	—	—	—	—	—	—	—
Reliever	3-1-1	4.56	66	71.0	70	36	8-3-2	4.62	124	140.1	137	72

FULTZ' CAREER FIELDING

Position	PCT.	G	PO	A	E	TC	DP	PB
Pitcher	1.000	124	9	31	0	40	3	—

CAREER TRANSACTIONS

- Selected by San Francisco in 6th round of June, 1992 draft.
- Traded to Minnesota with infielder Andres Duncan and player to be named later in exchange for LHP Jim Deshaies, Aug. 18, 1993.
- Released by Minnesota, April 1, 1996; signed by San Francisco as free agent, April 4, 1996.

CAREER HIGHS

- **Low-Hit Game:** No complete games
- **Innings Pitched - Starter:** No starts
Reliever: 2.2 (+ times), last: June 20, 2001 at San Diego
- **Most Strikeouts:** 5, Sept. 6, 2000 vs. Philadelphia
- **Winning Streak:** 2 (twice), last: April 11-15, 2001
- **Losing Streak:** 1 (3 times), last: May 5, 2001

Edwards Guzman

CATCHER/THIRD BASEMAN



Birthdate: September 11, 1976

2002 Opening Day Age: 25

Birthplace: Bayaoron, Puerto Rico

Resides: Naranjito, Puerto Rico

Bats: Left **Throws:** Right **Height:** 5-11 **Weight:** 204

M.L. Service: 1 year, 22 days

How Obtained: Giants' 50th selection in June 1995 draft.

Contract Status: Signed through 2002

CAREER...versatile performer returned to majors in 2001 after making 1st appearance in 1999...has logged big league action at 5 positions, mainly at catcher...was chosen by Giants with 50th pick in June 1995 draft...followed in footsteps of teammate Marvin Benard, another 50th round selection...moved up one classification in each of 1st 3 years in organization, hitting career-high .305 at triple-A Fresno in 1998...

2001 SEASON...former infielder assumed back-up catchers role after SF designated Bobby Estalella for assignment June 14...originally was one of final cuts out of spring training, beginning year at triple-A Fresno...was recalled by Giants April 26 (when Felipe Crespo went on Disabled List), optioned back to minors May 27 (when Calvin Murray was recalled) and brought back to stay 3 days later (June 2, when J.T. Snow went on DL)...overall, appeared in 61 games for SF, hitting .243 with 3 HRs and 7 RBI...appeared at catcher (25 games), 1B (7), 3B (7), 2B (3) and LF (2)...overall, committed just 3 errors in 148 total chances at 5 positions...hit at .328 clip (22-for-67) with 5 2Bs and 2 HRs as starter with SF, hitting safely in 14 of 19 starting assignments (2 at 3B, 3 at 1B, 14 at C)...hit safely in 11 of 14 starting catching efforts (6 multi-hit affairs), going combined 17-for-46 (.370) with 5 2Bs and HR...while behind plate, threw out 4 of 10 attempted base thieves (40.0%), while pitchers posted 4.18 ERA (64er, 137.2ip)...went 13-for-39 (.333) with 2 2Bs, HR and 4 RBI in his last 21 games (8 starts), raising season avg. 46 points, from .197 on Aug. 8 to final .243 mark...collected 1st Major League hit May 6 in Philadelphia, pinch-1B off Wayne Gomes...snapped 21 at-bat hitless string to open career, including 0-for-6 start to 2001 and 0-for-15 showing in 1999...made 1st career start May 13 vs. New York (at 3B), finishing 3-for-3 with 2 runs, 2B, HR, RBI...homer was 1st of career, solo shot in 3rd inning (off Kevin Appier) which tied game at 2-2...entered contest with just 1 hit in initial 25 ML at-bats...slugged 2nd homer of career May 22 in Arizona, pinch solo blast in only plate appearance (off Russ Springer)...connected for 3rd clout Aug. 9 at Cincinnati, solo shot off Scott Winchester that gave SF 4-2 lead...blast was part of 2-for-3 night with 2B and 2 RBI...

2000...logged 3rd straight year at Fresno and established career highs in at-bats (421), hits (118), 2Bs (24) and RBI (52)...showed his versatility for Grizzlies, logging 33 games at 2B, 30 at C, 14 at 3B, 12 in OF and 6 at 1B...ranked 4th on club in RBI...after getting off to slow start in April (.156 average), hit .290 (113-for-389) with 6 HRs and 50 over final 103 games...played for Mayaguez in Puerto Rican Winter League...**1999**...saw 1st Major League action, making 2 appearances on big league roster during campaign...appeared in 14 games overall with Giants and went hitless in 15 ML at-bats...began season at Fresno after going to 1st Major League Spring Training as non-roster invitee...did not spend long in Fresno as contract was purchased after season opener April 5...replaced injured Bill Mueller on roster...made ML debut April 6 in Cincinnati, entering as pinch hitter and successfully laying down sacrifice bunt...appeared in 13 games during 1st stay with San Francisco, making 2 starts (both at 3B) and also being used as catcher (1 game) and pinch hitter (7 games)...was optioned back to Fresno May 8...received 2nd call-up Aug. 6...appeared in just 1 game (as PH) before being optioned to Fresno Aug. 10...overall on year for Grizzlies, hit .274 (98-for-358) with 7 HR and 48 RBI in 90 games...played for Mayaguez in Puerto Rican Winter League...**1998**...established career highs in average (.305) and home runs (9) in 1st year at Fresno...prior to campaign, had only 4 career home runs...played 79 games at 3B and 5 at C...made 14 errors at 3B and none behind plate...was selected Co-Player of Month for Fresno club

in July, when he hit .344 (32-for-93) with 5 2Bs, 4 HRs and 15 RBI in 24 contests...appeared in 5 PCL playoff contests (3 at 3B, 1 at C, 1 as PH), posting 5-for-15 mark (.333) with 2 runs scored, 2B and RBI...**1997**...helped double-A Shreveport reach Texas League playoffs for 11th time in 12 years...appeared in 118 contests for Captains, establishing then-career bests in almost every offensive category...appeared in 113 games at 3B, making 19 errors...was solid in clutch, hitting .295 (28-for-95) with 37 RBI with runners in scoring position...went hitless in 7 Texas League playoff at-bats over 2 contests...**1996**...opened professional career at single-A San Jose...was member of club which went 89-51 for best regular season winning percentage in all of professional baseball (.636)...played 105 games at 3B...logged .270 mark with then-career-high 19 2Bs and 5 3Bs...did not appear in any post-season contests...**1995**...was selected in June Draft but did not sign until late in summer...reported to Fall Instructional League...

A GIANT IN THE COMMUNITY...supports San Francisco's middle and high school programs while serving as one of SF's Celebrity Waiters...also assists with Giants' Kids and Rewards clubs activities...

PERSONAL...graduated from Emilio Delgado (Corozal, PR) High School...was named MVP of 1994 Connie Mack World Series and won batting championship that season...married (Sharon Cruz, Feb. 7, 1998)...son (Edwards Noel, Sept. 30, 1999)...

EDWARDS GUZMAN

Year	Club	AVG	G	AB	R	H	2B	3B	HR	RBI	SH	SF	HP	BB	SO	SB	CS	E
1996	San Jose	.270	106	367	41	99	19	5	1	40	6	5	5	39	60	3	5	25
1997	Shreveport	.284	118	380	52	108	15	4	3	42	5	3	1	33	57	3	1	19
1998	Fresno	.305	102	325	50	99	17	0	9	48	3	1	3	24	47	1	0	14
1999	Fresno	.274	90	358	48	98	13	0	7	48	4	4	3	17	50	6	5	26
	San Francisco	.000	14	15	0	0	0	0	0	0	1	0	0	0	4	0	0	0
2000	Fresno	.280	115	421	52	118	24	1	6	52	4	3	5	17	43	1	5	18
2001	Fresno	.361	18	72	13	26	3	2	0	11	2	0	0	4	3	0	1	0
	San Francisco	.243	61	115	8	28	6	0	3	7	0	1	0	5	16	0	0	3
Minor Totals		.285	549	1923	256	548	91	12	26	241	24	16	17	134	260	14	17	102
M.L. Totals		.215	75	130	8	28	6	0	3	7	1	1	0	5	20	0	0	3

GUZMAN VS. 2002 OPPONENTS

	AVG	2001				CAREER				
		AB	H	HR	RBI	AVG	AB	H	HR	RBI
vs. Arizona	.083	12	1	1	1	.083	12	1	1	1
Atlanta	.333	3	1	0	0	.250	4	1	0	0
Chicago	.000	2	0	0	0	.000	2	0	0	0
Cincinnati	.400	5	2	1	2	.333	6	2	1	2
Colorado	.263	19	5	0	0	.263	19	5	0	0
Florida	.250	8	2	0	0	.182	11	2	0	0
Houston	.000	2	0	0	0	.000	2	0	0	0
Los Angeles	.273	11	3	0	0	.273	11	3	0	0
Milwaukee	.000	4	0	0	0	.000	5	0	0	0
Montreal	.200	5	1	0	0	.143	7	1	0	0
New York	.556	9	5	1	1	.556	9	5	1	1
Philadelphia	.143	7	1	0	0	.143	7	1	0	0
Pittsburgh	.000	5	0	0	1	.000	6	0	0	1
St. Louis	.500	4	2	0	0	.500	4	2	0	0
San Diego	.286	14	4	0	2	.200	20	4	0	2
San Francisco	---	---	---	---	---	---	---	---	---	---
Baltimore	---	---	---	---	---	---	---	---	---	---
New York (AL)	---	---	---	---	---	---	---	---	---	---
Oakland	.000	1	0	0	0	.000	1	0	0	0
Tampa Bay	---	---	---	---	---	---	---	---	---	---
Toronto	---	---	---	---	---	---	---	---	---	---
Interleague	.200	5	1	0	0	.200	5	1	0	0

GUZMAN'S CAREER IN BALLPARKS

		AVG	AB	H	HR	RBI			AVG	AB	H	HR	RBI
at	Bank One	.333	3	1	1	1	at	Veterans	.500	2	1	0	0
	Turner	.000	3	0	0	0		PNC	.000	2	0	0	1
	Wrigley	—	—	—	—	—		Busch	—	—	—	—	—
	Cinergy	.400	5	2	1	2		Qualcomm	.500	8	4	0	2
	Coors	.154	13	2	0	0		Pacific Bell	.175	57	10	1	1
	Pro Player	.200	5	1	0	0		Camden	—	—	—	—	—
	Enron	—	0	0	0	0		Yankee	—	—	—	—	—
	Dodger	.500	6	3	0	0		Net. Assoc.	.000	1	0	0	0
	Miller	—	—	—	—	—		Tropicana	—	—	—	—	—
	Olympic	.200	5	1	0	0		SkyDome	—	—	—	—	—
	Shea	.400	5	2	0	0							

GUZMAN BY MONTH

	2001					CAREER				
	AVG	AB	H	HR	RBI	AVG	AB	H	HR	RBI
In March/April	.000	3	0	0	0	.000	15	0	0	0
May	.269	26	7	2	3	.250	28	7	2	3
June	.263	19	5	0	0	.263	19	5	0	0
July	.158	19	3	0	0	.158	19	3	0	0
August	.308	26	8	1	2	.296	27	8	1	2
Sept./Oct.	.227	22	5	0	2	.227	22	5	0	2
Before ASB	.250	56	14	2	3	.200	70	14	2	3
After ASB	.237	59	14	1	4	.233	60	14	1	4

GUZMAN'S STATISTICAL BREAKDOWN

	2001					CAREER				
	AVG	AB	H	HR	RBI	AVG	AB	H	HR	RBI
Home	.175	57	10	1	1	.149	67	10	1	1
Road	.310	58	18	2	6	.286	63	18	2	6
Day	.246	57	14	1	3	.219	64	14	1	3
Night	.241	58	14	2	4	.212	66	14	2	4
Grass	.236	110	26	3	7	.215	121	26	3	7
Turf	.400	5	2	0	0	.222	9	2	0	0
vs.LHP	.111	9	1	0	0	.100	10	1	0	0
vs.RHP	.255	106	27	3	7	.225	120	27	3	7
RISP	.148	27	4	0	4	.138	29	4	0	4
Bases Loaded	.000	5	0	0	2	.000	5	0	0	2
as Pinch Hitter	.217	23	5	1	2	.167	30	5	1	2
as DH	—	—	—	—	—	—	—	—	—	—

GUZMAN'S CAREER FIELDING

Position	PCT.	G	PO	A	E	TC	DP	PB
Catcher	.990	27	87	10	1	98	1	—
First Base	.973	7	34	2	1	37	2	—
Second Base	.750	3	3	0	1	4	0	—
Third Base	1.000	12	6	14	0	20	1	—
Outfield	—	2	0	0	0	0	0	—

CAREER TRANSACTIONS

- Selected by San Francisco in 50th round of June 1995 draft. Signed by Luis Rosa.

CAREER HIGHS

- **Most Hits:** 3, May 13, 2001 vs. New York
- **Most RBI:** 2 (twice), last: Sept. 23, 2001 at San Diego
- **Most Home Runs:** 1 (3 times), last: Aug. 9, 2001 at Cincinnati
- **Career Grand Slams:** None
- **Longest Hitting Streak:** 4 games, Aug. 9-22, 2001

Livan Hernandez

RIGHT-HANDED PITCHER



Pronunciation: (lee-VAHN)

Birthdate: February 20, 1975

2002 Opening Day Age: 27

Birthplace: Villa Clara, Cuba

Resides: Miami Beach, Florida

Bats: Right **Throws:** Right **Height:** 6-2 **Weight:** 240

M.L. Service: 4 years, 97 days

How Obtained: Acquired from Florida in exchange for RHPs Jason Grilli and Nate Bump, July 23, 1999.

Contract Status: Signed through 2003 with option for 2004 (agreed to 4-year contract with option for 5th prior to 2000 season)

CAREER...Cuban immigrant is proven innings eater, having broken 200-frame barrier 3 times in last 4 years (234.1 in 1998, 240.0 in 2000 and 226.2 in 2001)...missed 200 innings in 1999 by 1 out...has reached 30-start plateau 4 straight years (33 in 1998, 30 in '99, 33 in '00 and 34 in '01)...has led team in innings for 2 straight years, becoming 1st Giant to do so since Rick Reuschel in 1988-89...is also 1st Giants pitcher to post back-to-back 200-inning seasons since John Burkett in 1990-91...has tossed at least 6.0 innings in 118 of 147 career starts (80.3%)...has accomplished feat in 74 of last 86 starts (86.0%), dating back to last 19 efforts of 1999 season...led Florida to 1997 World Series Championship when he became just 2nd rookie to ever win MVP honors for Fall Classic, joining Larry Sherry of Los Angeles in 1959...was also named MVP of NLCS that season, becoming only 4th player in history to win both awards in same season (PIT's Willie Stargell, STL's Darrell Porter and LA's Orel Hershiser)...became only 2nd NL pitcher and 4th in ML history to begin career with 9 consecutive wins as starter...current teammate Kirk Rueter also did so in 1993-94 (10-0), as did "Hooks" Holtze (12-0, 1904) and Whitey Ford (9-0, 1950)...finished 2nd to Philadelphia's Scott Rolen in 1997 National League Rookie of the Year voting...named to *Baseball Digest's* Rookie All-Star Team...has hit safely in 27 of his last 48 starts dating back to 1999, going 31-for-125 (.248) with 10 runs, 4 2Bs, 2 HRs and 12 RBI...defected from Cuba Sept. 27, 1995 in Monterrey, Mexico while training for 1995 World Cup which was staged later that year in Havana...

2001 SEASON...Opening Day starter struggled throughout campaign, going 13-15 with 5.24 ERA...established new career highs in losses, ERA, games (34) and hits allowed (266)...15 defeats were most by Giants pitcher since Bud Black was 12-16 in 1991...was tied for 4th most losses in NL, while yielding most hits, runs (143) and earned runs (143)...also tied for 9th most walks (85) in senior circuit...however, led SF staff in innings (226.2), while ranking 7th in NL...also tied for team lead in starts and was 3rd in wins...reached 30-start plateau for 4th straight season...broke 200-inning barrier for 3rd time in career, 2nd as Giant...tossed at least 6.0 innings in 28 of 34 outings in 2001 (82.4%)...struggled in 1st Half, becoming just 5th Giants pitcher to lose 11 games before All-Star Break since 1965, joining Bill Laskey (2-11, 1985), Ed Halicki (8-11, 1976), Ron Bryant (2-11, 1974) and Mike McCormick (6-11, 1968)...however, posted 7-4 mark in 2nd half, logging 4.20 ERA (47er, 100.2ip) over 15 starts...in fact, was 9-6 with 4.30 ERA (65er, 136.0ip) in his last 21 outings...became 1st Giant hurler to start consecutive openers since John Burkett got call in 1992-93...made his 2nd consecutive Opening Day start with Giants, 3rd career, April 2 vs. San Diego at Pac Bell Park earned 3-2 victory while

Most Hits by San Francisco Pitcher

Hits	Player	Year
28	Juan Marichal	1966
24	Livan Hernandez	2001
21	Juan Marichal	1962
	Bill Swift	1993
	Livan Hernandez	2000
20	Juan Marichal	1963
	Juan Marichal	1968

Note: Franchise record is 38 hits by Jack Bentley in 1923.

stats courtesy of Bill Arnold/Sports Features Group

California serving more than 9,000 underprivileged children—and annual JC Penney Race for the Cure 5K which raises money for breast cancer research...he and his wife, Dana have served as chairpersons for last 2 “Halloween Heroes” events to benefit Wender Weis Foundation for Children, an organization that provides relief to at-risk and underprivileged children in Bay Area...participated in “2001 Garth Brooks’ Touch ‘Em all Day” at Pacific Bell Park...also assists with Giants’ Kids and Rewards Clubs activities...participates in Giants’ off-season Care-A-Van, visiting youth groups, schools and hospitals through Northern and Central California...also appeared on SportsChannel’s (now FOX Sports Net) “Sports in the Classroom” Show in 1997...

PERSONAL...graduated from Edison (Huntington Beach, CA) High School in 1986...set school batting record with .500 average as junior in 1985...attended University of California, where he played on PAC-10 Southern Division championship squad in 1988...was starting shortstop for Golden Bears squad that won 1988 NCAA Central Regionals in Austin, TX and advanced to College World Series in Omaha, NE...was college teammate of former Giants’ center fielder Darren Lewis...was named to 2nd team All-America Freshman squad in 1987, while also being selected 2nd team All-PAC-10...enjoyed motocrossing as youngster and still owns 3 cycles...married (Dana)...daughter (Lauren Elizabeth, March 16, 1996)...2 sons (Hunter Franklin, Nov. 10, 1997 and Colton Ryan, March 15, 1999)...

2nd Basemen with 120-or-more RBI (since 1920)

Player	Team	Year	RBI
Rogers Hornsby	St. Louis Cardinals	1922	152
Rogers Hornsby	Chicago Cubs	1929	149
Rogers Hornsby	St. Louis Cardinals	1925	143
Bret Boone	Seattle Mariners	2001	141
Jeff Kent	San Francisco Giants	1998	128
Charlie Gehringer	Detroit Tigers	1934	127
Rogers Hornsby	St. Louis Cardinals	1921	126
Rogers Hornsby	New York Giants	1927	125
Jackie Robinson	Brooklyn Dodgers	1949	124
Joe Gordon	Cleveland Indians	1948	124
Johnny Hodapp	Cleveland Indians	1930	121
Jeff Kent	San Francisco Giants	1997	121

Note: Only 117 of Jeff Kent’s 125 RBI in 2000 came while playing 2nd base.

Award winner at double-A Knoxville in Southern League as team MVP...led Southern League in games (139) and 2Bs (34)...also led Knoxville in at-bats (445), hits (114), runs (68), walks (80) and stolen bases (25) while tying for team's RBI lead (61)...**1990**...made successful switch to 2nd base from 3rd base and shortstop...finished 2nd in Florida State League in doubles (32), home runs (16) and total bases (208)...named to both Mid-Season and Post-Season All-Star Teams...won R. Howard Webber Award as single-A Dunedin's MVP...**1989**...opened professional career at single-A St. Catharine's...led New York-Penn League in home runs (13) and tied for 5th in games played (73)...

A GIANT IN THE COMMUNITY...supports Women Driven, season-long program created by Kent and sponsored by Toyota, *San Francisco Chronicle*, Macy's and Pacific Bell-SBC, to promote athletics and academics among girls and to providing scholarships to female athletes at University of California, Berkeley...donates \$500 for every RBI to "Women Driven" while corporate sponsors each contribute \$200 to program for each of his runs driven in...with 460 RBI over last 4 years, "Women Driven" produced over \$500,000...part of campaign is "Girl's Day," when he hosts sports clinic for hundreds of Bay Area girls prior to Giants game, with assistance from Cal athletes...in addition, is actively involved in several other charities in communities in which he has played baseball, including Giants Community Fund and Jr. Giants—youth baseball program in Northern and Central

Giants' Consecutive 100-RBI Seasons (since 1900)

Player	Seasons	RBI	Player	Seasons	RBI
George Kelly	1921	122	Willie Mays	1959	104
	1922	107		1960	103
	1923	103		1961	123
	1924	136		1962	141
Emil "Irish" Meusel	1922	132	1963	103	
	1923	125	1964	111	
	1924	102	1965	112	
	1925	111	1966	103	
Bill Terry	1927	121	Orlando Cepeda	1961	142
	1928	101		1962	114
	1929	117	Willie McCovey	1968	105
	1930	129		1969	126
	1931	112		1970	139
Mel Ott	1932	117	Will Clark	1988	100
	1929	151		1989	111
	1930	119	Barry Bonds	1995	104
	1931	115		1996	129
	1932	123		1997	101
	1933	103		1998	122
	1934	136		2000	106
	1935	114	2001	137	
1936	135	Jeff Kent	1997	121	
Babe Young	1940		101	1998	128
	1941		104	1999	101
Johnny Mize	1947		136	2000	125
	1948	125	2001	106	
Bobby Thomson	1951	101	stats courtesy of Bill Arnold/Sports Features Group		
	1952	108			
	1953	106			

in scoring position (40-for-104) with 4 HRs and 42 RBI...**1993**...set then-Mets' club record for home runs (21) and RBI (80) by 2nd baseman...old marks of 15 HRs and 68 RBI were set by Gregg Jefferies in 1990...tied with Houston's Craig Biggio for NL lead in homers by 2B, while he led leagues' 2B in RBI...started 124 games at 2B and 12 at 3B...tied for 9th in NL with 8 hit-by-pitches...was only hitting .219 (43-for-196) with 5 HRs and 25 RBI after 1st 58 games (June 23)...for remainder of season, he hit .303 (91-for-300) with 16 HRs and 55 RBI in 82 games...was NL Player of Week for week of April 18...had 1st 2 multiple-home run games of his career July 18 at San Francisco and July 27 vs. Florida...set then-personal high with 5 RBI in 9-3 victory over Expos at Shea Sept. 26...in that game, he drilled his initial career grand slam, 5th inning blast off Ken Hill...**1992**...split rookie campaign between Toronto and New York...named to Topps All-Rookie team at 2nd base...showed outstanding power potential in his rookie season, combining to hit .239 (73-for-305) in 102 games with Blue Jays and Mets with 11 HRs and 50 RBI...had 34 extra-base hits among his 73 total hits, including 21 doubles...his 11 combined home runs ranked 3rd among Major League rookies (Eric Karros, 20 and Reggie Sanders, 20) while his 50 RBI were 2nd behind Karros (88)...played all 4 infield positions during year...hit safely in 1st 3 games in Majors, including 1st big league home run April 14 off Yankees' Lee Guetterman...had season-high 4 RBI vs. California July 21...was traded to Mets Aug. 27 with player to be named later (OF Ryan Thompson) in exchange for P David Cone...collected 1st NL hit, extra-base hit and RBI in 2nd game of Aug. 28 doubleheader vs. Cincinnati...**1991**...named R. Howard Webster

Giants 30-Plus Homer Club

Player	HR	Year	Player	HR	Year
Barry Bonds	73	2001	Willie Mays	36	1956
Willie Mays	52	1965	Willie McCovey	36	1966
Johnny Mize	51	1947	Willie McCovey	36	1968
Willie Mays	51	1955	Mel Ott	35	1934
Willie Mays	49	1962	Walker Cooper	35	1947
Barry Bonds	49	2000	Willie Mays	35	1957
Willie Mays	47	1964	Orlando Cepeda	35	1962
Kevin Mitchell	47	1989	Will Clark	35	1987
Barry Bonds	46	1993	Kevin Mitchell	35	1990
Orlando Cepeda	46	1961	Willie Mays	34	1959
Willie McCovey	45	1969	Orlando Cepeda	34	1963
Willie McCovey	44	1963	Matt Williams	34	1991
Matt Williams	43	1994	Barry Bonds	34	1999
Barry Bonds	42	1996	Mel Ott	33	1936
Mel Ott	42	1929	Jim Hart	33	1966
Willie Mays	41	1954	Bobby Bonds	33	1971
Barry Bonds	40	1997	Matt Williams	33	1990
Johnny Mize	40	1948	Barry Bonds	33	1995
Willie Mays	40	1961	Jeff Kent	33	2000
Willie McCovey	39	1965	Bobby Thomson	32	1951
Willie McCovey	39	1970	Bobby Bonds	32	1969
Bobby Bonds	39	1973	Mel Ott	31	1935
Mel Ott	38	1932	Mel Ott	31	1937
Willie Mays	38	1963	Orlando Cepeda	31	1964
Matt Williams	38	1993	Jim Hart	31	1964
Rich Aurilia	37	2001	Willie McCovey	31	1967
Barry Bonds	37	1998	Jeff Kent	31	1998
Barry Bonds	37	1994	Ellis Burks	31	1999
Willie Mays	37	1966	Sid Gordon	30	1948
Willard Marshall	36	1947	Darrell Evans	30	1983

starts for Tribe (7 at 2B, 5 at 3B, 4 at DH and 12 at 1B), hitting .265 (26-for-98) with 7 2Bs, 3 HRs and 16 RBI in those starts...prior to trade, had only appeared in 3 games in his career at 1B...got off to slow start with Indians due to limited at-bats...suffered through 0-for-19 stretch between Aug. 8-24...found his stroke in Sept., hitting .348 (16-for-46) with 5 2Bs, 1 HR and 8 RBI in 18 games (12 starts) during month...through Aug. 31, had appeared in only 21 games with Cleveland (.196, 11-for-56)...appeared in 4 American League Division Series games (2 starts) for Indians vs. Baltimore, hitting .125 (1-for-8) with 2 runs and 1 2B...

1995...started 122 games at 2B for Mets...picked up 4th 4-hit game of his career and his 2nd of season Sept. 20 at Atlanta...also had 4 hits July 25 at St. Louis...left July 5 game vs. Chicago with sprained right shoulder...placed on DL July 6-21...was only hitting .237 (37-for-156) after 1st 41 games of season on June 14...hit .297 (94-for-316) over final 84 contests of year...

1994...opened year April 4 at Chicago by tying his then-career-high with 4 hits, going 4-for-5...also had 4 hits vs. Pittsburgh Oct. 2, 1992...had 6 RBI in 1st 3 games of year...recorded 3rd career multi-homer game April 14 vs. Chicago, also tied his then-career-best with 5 RBI (previous: Sept. 26, 1993 vs. Montreal)...also collected 2 homers April 17 vs. Houston...named National League Player of Week for April 11-17 after hitting .450 (9-for-20) with 6 HRs and 13 RBI...tied Mets' club record with at least 1 RBI in 8 straight games between April 11-20 (17 RBI total)...Keith Hernandez also had an RBI in 8 straight games from Aug. 5-11, 1986...Bobby Bonilla would break mark by picking up an RBI in 9 straight contests May 20-29, 1994...cracked 2nd career grand slam in 1st inning July 22 off San Francisco's Bill Swift...tied for 3rd in National League with 10 hit-by-pitches...batted .385 with men

Teammates 1-2 in MVP Voting

With **Jeff Kent** and **Barry Bonds** finishing 1st and 2nd in 2000 NL MVP voting, they become 11th pair of teammates to do so in NL and 1st set since Bonds and Bobby Bonilla accomplished feat with Pittsburgh in 1990...only other Giant tandem to finish 1-2 in voting was Kevin Mitchell and Will Clark in 1989.

Power and Average for the Ages

During the storied 119-year history of Giants baseball, a player has posted at least 30 home runs and 125 RBI in the same season on 14 different occasions. Of those 14, none have done so while batting for as high an average (.334) and collecting as many base hits (196) as Jeff Kent did during 2000. Here is a look at the players who have amassed at least 30 HRs and 125 RBI in a Giants uniform:

Player	Year	HR	RBI	AVG	HITS	AB
Barry Bonds	2001	73	137	.328	129	476
Jeff Kent	2000	33	125	.334	196	587
Barry Bonds	1996	42	129	.308	159	517
Kevin Mitchell	1989	47	125	.291	158	543
Willie McCovey	1970	39	126	.289	143	495
Willie McCovey	1969	45	126	.320	157	491
Willie Mays	1962	49	141	.304	189	621
Orlando Cepeda	1961	46	142	.311	182	585
Willie Mays	1955	51	127	.319	185	580
Johnny Mize	1948	40	125	.289	162	560
Johnny Mize	1947	51	138	.302	177	586
Johnny Mize	1940	43	137	.314	182	579
Mel Ott	1936	33	135	.328	175	534
Mel Ott	1934	35	135	.326	190	582
Mel Ott	1929	42	151	.328	179	545

Most Valuable 2nd Basemen

Jeff Kent became just 8th 2nd baseman in ML history to be named MVP by BBWAA in 2000. He became only 4th National League 2nd baseman to earn award, and 1st since Ryne Sandberg in 1984. Here is a look at 2nd basemen who have been named MVP since 1931:

Player, Team	League	Year
Jeff Kent, SF	NL	2000
Ryne Sandberg, CHI	NL	1984
Joe Morgan, CIN	NL	1976
Joe Morgan, CIN	NL	1975
Nellie Fox, CHI	AL	1959
Jackie Robinson, BRK	NL	1949
Joe Gordon, NY	AL	1942
Charlie Gehringer, DET	AL	1937
Frankie Frisch, STL	NL	1931

slam of campaign (HR #10) and 5th of career May 20 vs. Colorado, slugging 1st inning shot (off Roger Bailey)...slugged his 100th career roundtripper July 22 vs. Philadelphia, 2-run shot in 7th (off Jerry Spradlin) to bring SF back from 4-3 deficit...earlier in evening slugged 99th lifetime HR, solo blast in 5th (off Matt Beech) which gave Giants 3-2 lead...2nd clout was also his 22nd HR of year, establishing career best, marking 4th campaign he had hit 20-plus in season (also 21 in '93, 20 in '95 and 20 in '97)...was ejected from Aug. 13 contest vs. Chicago, after fight with Cubs' catcher Tyler Houston following beaning (by Jeremi Gonzalez) in 4th inning...marked 2nd ejection of year, earlier being tossed by Ed Montague for arguing May 19 in Chicago...sat out 2 games (Aug. 22 at Philadelphia and Aug. 25 in Pittsburgh) as he was handed 2-game suspension by National League for his

Four Years for the Record Books

part in fight...penalty was originally 3 games, however reduced to just 2 contests after appeal to NL President Len Coleman...posted 100th RBI Aug. 28 vs. Texas (run-scoring 2B in 1st inning), making him 1st National League middle-infielder (2nd baseman/shortstop) to reach century plateau since Chicago Cubs' Ryne Sandberg in 1991 (100)... hit .300 (3-for-10) with 2 HRs and 2 RBI in 3 games of N.L.D.5. vs. Florida... hit 2 solo HRs in Game #3, becoming 1st Giant to homer twice in post-season game since Will Clark did it in Game #1 of 1989 NLCS at Chicago...

Player	Years	RBI
Jeff Kent	1997-00	475
Rogers Hornsby	1922-25	472
Rogers Hornsby	1926-29	461
Charlie Gehringer	1933-36	456
Rogers Hornsby	1920-23	455
Rogers Hornsby	1921-24	455
Rogers Hornsby	1924-27	455
Rogers Hornsby	1925-28	455
Charlie Gehringer	1932-35	447
Charlie Gehringer	1934-37	477

stats courtesy of Bill Arnold/Sports Features Group

record (both SF and NY), as only Willie McCovey (1967), Wes Westrum (1951), Sid Gordon (1948) and George Kelly (1921) have also hit 3 in year for Giants...Cubs' Ernie Banks holds NL mark with 5 (1955), while Yankees' Don Mattingly holds ML mark with 6 (1987)...was lethal with bases loaded, going 10-for-20 (.500) with 2 2Bs, 3 HRs, 3 walks and 4 sac-flies...had 18 home runs (8th in NL) and 64 RBI (tied 7th in NL) at All-Star Break, 1 shy of SF record for 2nd baseman in both categories...his start at 2nd base in opener April 1 vs. Pirates marked 1st time anyone other than Robby Thompson had started at 2nd for SF in season's initial contest since 1985 (Manny Trillo)...drilled his 3rd career grand slam, 1st of year, April 30 in 1st inning off Pittsburgh's Jon Lieber...clubbed his 2nd grand slam of year (HR #8) and 4th of career May 13 in Cincinnati, slugging 3rd inning shot to score all of SF's runs in 4-1 triumph...drilled his 3rd grand slam of campaign (HR #10) and 5th of career May 20 vs. Colorado, slugging 1st inning shot (off Roger Bailey)...slugged his 100th career roundtripper July 22 vs. Philadelphia, 2-run shot in 7th (off Jerry Spradlin) to bring SF back from 4-3 deficit...earlier in evening slugged 99th lifetime HR, solo blast in 5th (off Matt Beech) which gave Giants 3-2 lead...2nd clout was also his 22nd HR of year, establishing career best, marking 4th campaign he had hit 20-plus in season (also 21 in '93, 20 in '95 and 20 in '97)...was ejected from Aug. 13 contest vs. Chicago, after fight with Cubs' catcher Tyler Houston following beaning (by Jeremi Gonzalez) in 4th inning...marked 2nd ejection of year, earlier being tossed by Ed Montague for arguing May 19 in Chicago...sat out 2 games (Aug. 22 at Philadelphia and Aug. 25 in Pittsburgh) as he was handed 2-game suspension by National League for his part in fight...penalty was originally 3 games, however reduced to just 2 contests after appeal to NL President Len Coleman...posted 100th RBI Aug. 28 vs. Texas (run-scoring 2B in 1st inning), making him 1st National League middle-infielder (2nd baseman/shortstop) to reach century plateau since Chicago Cubs' Ryne Sandberg in 1991 (100)... hit .300 (3-for-10) with 2 HRs and 2 RBI in 3 games of N.L.D.5. vs. Florida... hit 2 solo HRs in Game #3, becoming 1st Giant to homer twice in post-season game since Will Clark did it in Game #1 of 1989 NLCS at Chicago...

1996...split campaign between New York Mets and Cleveland Indians...combined to hit .284 with 27 2Bs, 1 3B, 12 HRs and 55 RBI in 128 games...with Mets, hit .290 with 20 2Bs, 9 HRs and 39 RBI in 89 games (all starts) at 3B...collected 500th career hit at San Francisco May 19...enjoyed 2 10-game hitting streaks for Mets, from June 16-25 and from June 28-July 11...was traded to Cleveland with IF Jose Vizcaino in exchange for IFs Carlos Baerga and Alvaro Espinoza July 29...made 28

1973)...finished night 5-for-5 with 2B, 3B, HR and 5 RBI, matching career-high for hits in game (also March 31, 1998 at Houston)...performance also marked 19th time in franchise history Giant player has completed cycle, as only Pittsburgh Pirates (21 times) have accomplished feat more times...was also just 3B short of cycle twice in '99 (June 12 at Seattle and Aug. 25 at Chicago), both times hitting pair of 2Bs in game (to go along with 1B, and HR)...if he wasn't thrown out trying to stretch 2B to 3B in each contest, it would have been only 2nd time in 20th century that player had registered 2 cycles in same season (Babe Herman, Brooklyn, 1961)...went 5-for-5 with 3 runs, 2 2Bs, HR and 4 RBI in June 12 contest at Seattle, equaling his career high for hits for 3rd time (2nd in 1999)...was placed on 15-day Disabled List prior to Aug. 3 game at Arizona with inflammation of left foot...was activated from DL prior to Aug. 21 game vs. Brewers...clubbed 8th career grand slam Sept. 3 off Pittsburgh's Francisco Cordova to give SF 8-2 lead in 5th inning...finished evening 2-for-4 with 2 runs, 2B, HR and 5 RBI...participated for National League in 70th All-Star game at Boston's Fenway Park, July 13, being named to squad by skipper Bruce Bochy...walked and grounded into double play in his 2 plate appearances while making pair of assists in field...registered career-high 13 stolen bases on campaign, surpassing previous personal-best of 11, established in 1997...finished 3-for-4 with 2B, walk, stolen base and 2 RBI in season opener April 5 at Cincinnati, marking 3rd straight Opening Day assignment as Giant...**1998**...had 2nd straight All-Star caliber season, bettering his numbers from 1997...both his 31 HRs and 128 RBI established career highs...hammered 31st roundtripper Sept. 27 at Colorado (off Pedro Astacio)...amazingly, posted stellar numbers despite missing 24 games while on DL June 10-July 9 with sprained right knee...finished 4th in National League for RBI, while leading Giants with .332 average (65-for-196) with runners in scoring position...was 3rd in NL for RBI Ratio (at bats per RBI) with 4.1 mark, trailing only Mark McGwire (3.5) and Sammy Sosa (4.1)...owned career-high 13-game hitting streak Aug. 21-Sept. 2, going 20-for-47 (.426) with 6 HRs, 18 RBI and 18 runs...was named N.L. Player of Month for August, finishing month with .355 average (39-for-110) with 11 HRs...led NL in RBI each of last 2 months of season with 32 in August and 31 in September...collected career-high 5 hits March 31 in season opener at Houston, finishing 5-for-7 with home run (3-run shot off Shane Reynolds) and 4 RBI...5 hits were most by Giant since Mike Benjamin matched franchise record with 6 June 14, 1995 (at Chicago)...had career-high 7 RBI July 24 vs. Cincinnati, ending contest 2-for-3 with 2 HRs (both off Scott Winchester, including grand slam)...his RBI total was most by Giant since Barry Bonds had 7 in contest Oct. 1, 1993 at LA...slugged his 7th career grand slam Sept. 19 vs. Los Angeles (5th as Giant, 2nd on year), 4th-inning shot off Mike Judd...suffered knee injury June 9 vs. Seattle, as he completed double play and was subsequently rolled into by Alex Rodriguez...while on DL, SF went just 11-13...**1997**...had tremendous season, producing then-career bests in home runs (29), RBI (121), games (155), at-bats (580), runs scored (90), hits (145), 2Bs (38), walks (48), strikeouts (133) and stolen bases (11)...demolished previous personal bests of 21 home runs and 80 RBI, both coming in 1993 with Mets...finished tied for 14th in NL for HRs (29), 5th for RBI (121) and tied for 3rd in sacrifice flies (10)...established then-franchise record (SF and NY) for most roundtrippers in season by Giants' 2nd baseman Sept. 15 when he drilled his 27th as 2B (28th total) off Tom Glavinc...his 3 grand slams tied Giants' franchise

Giants With 3 Straight 20-HR/ 100-RBI Years

Player	Years	HR	RBI
Jeff Kent	2001	22	106
	2000	33	125
	1999	23	101
	1998	31	128
	1997	29	131
Barry Bonds	1998	37	122
	1997	40	101
	1996	42	129
	1995	33	104
Willie McCovey	1970	39	126
	1969	45	126
	1968	36	105
Willie Mays	1966	37	107
	1965	52	112
	1964	47	111
	1963	38	103
	1962	49	141
	1961	40	123
	1960	29	103
	1959	34	104
Mel Ott	1936	33	135
	1935	31	114
	1934	35	135
	1933	23	103
	1932	38	123
	1931	29	115
	1930	25	119
1929	42	151	

Giants' NL Most Valuable Players

Player	Pos	Year
Barry Bonds	OF	2001
Jeff Kent	2B	2000
Barry Bonds	OF	1993
Kevin Mitchell	OF	1989
Willie McCovey	1B	1969
Willie Mays	OF	1965
Willie Mays	OF	1954
Carl Hubbell	LHP	1933
Carl Hubbell	LHP	1936

to All-Star Break were most in franchise history, surpassing previous mark of Kevin Mitchell's 81 in 1989...for his efforts, was elected starting 2B on NL All-Star team, marking 1st time as starter and 2nd time on squad (also as reserve in 1999)...received news of double honors prior to July 4 action, learning about All-Star nomination and also being voted NL Player of Month for June...finished June with .424 average (42-for-99) with 12 2Bs, 3B, 8 HRs, 34 RBI, 20 runs, .808 slugging pct. and .508 on-base pct. in 26 games...marked his 2nd NL Player of Month Award (also August of '98)...posted at least 1 RBI in 71 of 159 games (44.0%)...included was 10-game streak with at least 1 RBI June 7-18 (14 RBI total)...homed in 3 straight games Aug. 31 - Sept. 2, with final clout of 3 being career-high tying 31st of year...also had 31 HRs in 1998...hit safely in 119 of 159 games overall (74.8%) on year...was also solid with glove, ranking 4th among NL 2nd basemen with .986 fielding pct. (10 errors, 706 total chances)...appeared in team-high 159 games, starting 146 at 2B and 11 at 1B...drilled his 9th career grand slam Aug. 9 off Milwaukee's Paul Rigdon, giving him 102 RBI on campaign...led Giants with .375 average in NLDS, scoring 3 times with 2B and RBI...joined group of Major League All-Stars on Japanese tour following campaign...hit .125 (2-for-16) with 2 runs and 2B in 6 games... **1999**...despite chronic toe injury that plagued him all year, continued to put up historical numbers and solidified status as one of game's top 2nd basemen...earned 1st career appearance in All-Star game, finishing season with 23 home runs and 101 RBI while posting .290 batting

Giants' 100-RBI Trios

Year	Players	RBI
1921	George Kelly	122
	Ross Youngs	102
	Frankie Frisch	100
1923	Irish Meusel	125
	Frankie Frisch	111
	George Kelly	103
1930	Bill Terry	129
	Mel Ott	119
	Fred Lindstrom	106
1947	Johnny Mize	138
	Walker Cooper	122
	Willard Marshall	107
1997	Jeff Kent	121
	J.T. Snow	104
	Barry Bonds	101

being named to both *Associated Press* and *Baseball America's* All-Star teams...ranked among NL leaders in nearly every offensive category, finishing 4th in RBI, 6th in average, 8th in runs scored (114), 5th in hits (196), tied for 6th in extra base hits (81), 7th in total bases (350), tied for 8th in 2Bs (41), 6th in avg. with RISP (.333), 10th in slugging percentage (.596), 6th in on-base percentage (.424) and tied for 6th in multi-hit games (57)...his 196 hits surpassed previous career-high of 156 in 1998...last Giant to have more hits in season was Bobby Bonds in 1970 (200)...posted career-high totals in average, hits, HRs, RBI, 2Bs, runs scored, 3Bs (7) and games played (159)...paced senior circuit with 85 RBI before All-Star break, while also ranking among triple crown leaders in batting average (5th, .355) and home runs (tied for 9th, 23)...his 85 RBI prior

average...with 96 RBI as 2B (had 5 as 1B), nearly became only 3rd 2B of 20th century to reach 100 plateau in 3 consecutive seasons...only Charlie Gehringer (DET 1932-36) and Bobby Doerr (BOS 1948-50) have accomplished feat...since 1950, only 2 other 2B have knocked in 100-or-more runs in 2 consecutive seasons (CHI's Ryan Sandberg 1990-91 and CLE's Carlos Baerga 1992-93)...marked 3rd straight season and 5th in 8 ML campaigns he had at least 20 homers...posted 40 2Bs, tying for 9th in National League...collected season numbers despite being hampered much of 2nd half with sore left foot...spent 18 days on Disabled List due to ailment, with Giants posting 5-9 record in 14 games during absence...became just 7th SF Giant (19th in franchise history) to hit for cycle, accomplishing feat May 3 in Pittsburgh...only other SF players to collect 1B, 2B, 3B and HR in game were Robby Thompson in 1991, Chris Speier in 1988, Candy Maldonado in 1987, Jeff Leonard in 1985, Dave Kingman in 1972 and Jim Ray Hart in 1970...also marked just 2nd time in Three Rivers Stadium history player had completed cycle (STL's Joe Torre, June 27,

32 in 1948) and Ryne Sandberg (30 in 1989 and 40 in 1990) with pair of 30-HR campaigns, while Hornsby is only 2nd baseman to accomplish feat more than twice (42 in 1922, 39 in 1925 and 39 in 1929)...with 1997-98 totals, became 1st 2B in majors to have back-to-back seasons with at least 28 homers since Sandberg hit 30 in 1989 and 40 in 1990...has hit 20-or-more homers 5 straight seasons and in 7 of his 10 ML campaigns...made 2nd straight trip to All-Star Game in 2000 after being voted starting 2nd baseman on NL squad...overcame 130,000 vote deficit in final week of balloting...with appearance, became 1st Giant in franchise history (NY and SF) to start at 2B in Mid-Summer Classic...joined Rich Aurilia as starting keystone combo in 2001 All-Star Game, becoming 17th double-play combo to start Mid-Summer Classic...SF is his 4th club after debuting with Toronto (1992) before playing for New York (1992-96) and Cleveland (1996)...was named 1998 "Willie Mac" Award winner, an honor voted upon by Giants players, coaches and training staff for most inspirational player...

2001 SEASON...National League's premier 2nd baseman posted 5th-consecutive 20-HR/100-RBI campaign, clubbing 22 home runs and driving in 106 runs...RBI total was 2nd to only Barry Bonds' 137 on club...All-Star Game starter also established Giants franchise record with career-high 49 2Bs, breaking former mark set by Jack Clark (46 in 1978)...turned in Gold Glove-caliber defense, leading NL 2nd basemen with .987 fielding pct. (668 chances, 9 errors at position)...ranked among NL leaders, finishing 3rd in doubles (49) and leading in sacrifice flies (13)...finished season strongly, hitting .382 (21-for-55) with 7 2Bs, 3 HRs and 17 RBI in last 14 games...was also 64-for-194 (.330) in last 46 games, raising season mark 15 points over span (from .283 on Aug. 7 to final .298 ledger)...was elected to start 2001 All-Star game for 2nd consecutive year (and 3rd straight season he has made squad)...had career-high 13-game hitting streak May 27-June 9 (2nd time in career), when he hit .360 (18-for-50)...drove in 7 runs May 1 at Pittsburgh, tying his career best established July 24, 1998 vs. Cincinnati...was 1 RBI short of tying SF record for game, owned by Willie Mays (April 30, 1961) and Orlando Cepeda (July 4, 1961)...finished 3-for-4 with run, 2 2Bs, HR and walk...posted his 12th career 2-homer game April 10 in San Diego, drilling roundtrippers in each of his 1st 2 at-bats (both off Kevin Jarvis)...

2000...All-Star 2nd baseman earned National League MVP, hitting .334 with 33 home runs and 125 RBI...also earned Silver Slugger award, while

Giants With 5-Straight 100-RBI Seasons

Player	Years
Willie Mays	8 years (1959-66)
Mel Ott	8 years (1929-36)
Bill Terry	6 years (1927-32)
Jeff Kent	5 years (1997-2001)

Giants Hitting for the Cycle

On May 3, 1999, Jeff Kent became just the seventh San Francisco Giant (19th Giant overall) to hit for the cycle. Batting in the cleanup spot at Three Rivers Stadium, Kent singled in the first inning, homered in the third, tripled in the fifth, doubled in the seventh and singled in the ninth. Here's a complete list of Giants who accomplished the feat:

Mike Tiernan	Aug. 25, 1888
Sam Mertes	Oct. 4, 1904 vs. St. Louis
John Myers	June 10, 1912 vs. Chicago
George Burns	Sept. 17, 1920 vs. Pittsburgh
Dave Bancroft	June 1, 1921 (2nd game) at Philadelphia
Ross Youngs	April 29, 1922 at Boston
Bill Terry	June 29, 1928 vs. Brooklyn
Mel Ott	June 16, 1929 (2nd game) vs. Boston
Freddie Lindstrom	May 8, 1930 at Pittsburgh
Sam Leslie	May 24, 1936 vs. Philadelphia
Harry Danning	June 15, 1940 vs. Pittsburgh
Don Mueller	July 11, 1954 (1st game) vs. Pittsburgh
Jim Ray Hart	July 8, 1970 at Atlanta
Dave Kingman	April 16, 1972 at Houston
Jeffrey Leonard	June 27, 1985 at Cincinnati
Candy Maldonado	May 4, 1987 at St. Louis
Chris Speier	July 9, 1988 vs. St. Louis
Robby Thompson	April 22, 1991 vs. San Diego
Jeff Kent	May 3, 1999 at Pittsburgh

CAREER TRANSACTIONS

- Selected by San Francisco in 8th round of June 1996 draft. Signed by Joe Strain.

CAREER HIGHS

- **Low-Hit Game:** No complete games
- **Innings Pitched - Starter:** 6.0 (twice), last: Sept. 1, 2001 vs. Colorado
- **Reliever:** 4.0, May 26, 2001 vs. Colorado
- **Most Strikeouts:** 5 (twice), last: Sept. 1, 2001 vs. Colorado
- **Winning Streak:** 1, July 25, 2001
- **Losing Streak:** 2, July 16-21, 2001

Jeff Kent

SECOND BASEMAN



Birthdate: March 7, 1968

2002 Opening Day Age: 34

Birthplace: Bellflower, California

Resides: Foster City, California

Bats: Right **Throws:** Right **Height:** 6-1 **Weight:** 215

M.L. Service: 10 years

How Obtained: Acquired from Cleveland with Julian Tavarez (RHP), Jose Vizcaino (IF), player to be named later (Joe Roa, RHP) and cash in exchange for Matt Williams (IF) and player to be named later (Trenidad Hubbard, OF), November 13, 1996.

Contract Status: Signed through 2002 (agreed to 3-year extension 1999-2001 with club option for 2002, April 30, 1998; option exercised by Giants, July 30, 1999)

CAREER...in 2000, became just 8th 2nd baseman in Major League history to be named Most Valuable Player by BBWAA (since 1931), joining Frankie Frisch (1931), Charlie Gehringer (1937), Joe Gordon (1942), Jackie Robinson (1949), Nellie Fox (1959), Joe Morgan (1975 and '76) and Ryne Sandberg (1984)...3-time All-Star 2nd baseman has posted historic numbers during 5 seasons with Giants...has posted 5 consecutive 100-RBI seasons since joining San Francisco in 1997 (121 in 1997, 128 in '98, 101 in '99, 125 in '00 and 106 in '01)...is just 4th player in franchise history to post 100-RBI seasons 5-straight years, joining Hall of Famers Willie Mays (8 years, 1959-66), Mel Ott (8 years, 1929-36) and Bill Terry (6 years, 1927-32)...with 22 HRs and 106 RBI in 2001, has also posted 20/100-plus seasons in 5 straight years, becoming just 3rd player in franchise history to accomplish feat...Mays (1959-66) and Ott (1929-36) are only other Giants players to collect at least 20 homers and 100 RBI in 5 consecutive seasons...had 475 RBI from 1997-2000 for highest RBI total during 4-year period for any player who played primarily 2nd base in ML history...passed Hall-of-Famer Rogers Hornsby (472, 1922-25)...is SF's 1st right-handed batter to have 5 consecutive 100-RBI seasons since Willie Mays in 1959-66...led club in RBI each year from 1997-2000, becoming 1st player to lead Giants in RBI 4 consecutive seasons since Willie Mays did so 5 straight years (1962-66)...is only 2nd baseman to post 120 RBI for season in last 52 years (last: Jackie Robinson, 1949, 124), and he has done it twice (1997 and '98; note: only 117 of 125 RBI came as 2nd baseman in 2000)...is just 2nd 2nd baseman in ML history to collect at least 120 RBI in multiple campaigns (1997, '98)...Hornsby accomplished feat 5 times (1921, '22, '25, '27 and '29)...with 128 RBI in 1998, set franchise record (SF and NY) for RBI by 2nd basemen, surpassing Hornsby (125 in 1927)...has 581 RBI in 748 games as Giant, dating back to 1997...with 32 homers coming as 2nd baseman in 2000, extended his own franchise mark for HRs by player at that position...had previously set new mark with 31 homers as 2nd baseman in 1998, which bettered his previous franchise mark set when he hit 28 at position in 1997...prior to 1997, Hornsby held record with 26 HRs in 1927...is just 4th 2nd baseman in ML history to post pair of 30-homer seasons...joins Joe Gordon (30 HRs in 1940,

JENSEN VS. 2002 OPPONENTS

	2001						CAREER					
	W-L-S	ERA	G	IP	H	ER	W-L-S	ERA	G	IP	H	ER
vs. Arizona	0-1-0	4.35	3	10.1	13	5	0-1-0	4.35	3	10.1	13	5
Atlanta	0-0-0	3.18	1	5.2	5	2	0-0-0	3.18	1	5.2	5	2
Chicago	---	---	---	---	---	---	---	---	---	---	---	---
Cincinnati	---	---	---	---	---	---	---	---	---	---	---	---
Colorado	1-0-0	3.94	3	16.0	12	7	1-0-0	3.94	3	16.0	12	7
Florida	---	---	---	---	---	---	---	---	---	---	---	---
Houston	0-0-0	9.00	1	2.0	3	2	0-0-0	9.00	1	2.0	3	2
Los Angeles	---	---	---	---	---	---	---	---	---	---	---	---
Milwaukee	---	---	---	---	---	---	---	---	---	---	---	---
Montreal	---	---	---	---	---	---	---	---	---	---	---	---
New York	0-0-0	6.75	1	4.0	2	3	0-0-0	6.75	1	4.0	2	3
Philadelphia	---	---	---	---	---	---	---	---	---	---	---	---
Pittsburgh	---	---	---	---	---	---	---	---	---	---	---	---
St. Louis	---	---	---	---	---	---	---	---	---	---	---	---
San Diego	---	---	---	---	---	---	---	---	---	---	---	---
San Francisco	---	---	---	---	---	---	---	---	---	---	---	---
Baltimore	---	---	---	---	---	---	---	---	---	---	---	---
New York (AL)	---	---	---	---	---	---	---	---	---	---	---	---
Oakland	---	---	---	---	---	---	---	---	---	---	---	---
Tampa Bay	---	---	---	---	---	---	---	---	---	---	---	---
Toronto	---	---	---	---	---	---	---	---	---	---	---	---
Interleague	0-1-0	2.08	1	4.1	9	1	0-1-0	2.08	1	4.1	9	1

JENSEN'S CAREER IN BALLPARKS

	2001						CAREER						
	W-L-S	ERA	G	IP	H	ER	W-L-S	ERA	G	IP	H	ER	
at Bank One	0-0-0	6.75	1	1.1	2	1	at Veterans	---	---	---	---	---	
Turner	0-0-0	3.18	1	5.2	5	2	PNC	---	---	---	---	---	
Wrigley	---	---	---	---	---	---	Busch	---	---	---	---	---	
Cinergy	---	---	---	---	---	---	Qualcomm	---	---	---	---	---	
Coors	1-0-0	3.00	1	6.0	6	2	Pacific Bell	0-1-0	4.71	5	21.0	20	11
Pro Player	---	---	---	---	---	---	Camden	---	---	---	---	---	
Enron	---	---	---	---	---	---	Yankee	---	---	---	---	---	
Dodger	---	---	---	---	---	---	Net. Assoc.	---	---	---	---	---	
Miller	---	---	---	---	---	---	Tropicana	---	---	---	---	---	
Olympic	---	---	---	---	---	---	SkyDome	---	---	---	---	---	
Shea	0-0-0	6.75	1	4.0	2	3							

JENSEN BY MONTH

	2001						CAREER					
	W-L-S	ERA	G	IP	H	ER	W-L-S	ERA	G	IP	H	ER
In March/April	---	---	---	---	---	---	---	---	---	---	---	---
May	---	---	---	---	---	---	---	---	---	---	---	---
June	0-0-0	5.73	3	11.0	12	7	0-0-0	5.73	3	11.0	12	7
July	---	---	---	---	---	---	---	---	---	---	---	---
August	1-2-0	2.25	3	16.0	21	4	1-2-0	2.25	3	16.0	21	4
Sept./Oct.	0-0-0	6.75	1	4.0	2	3	0-0-0	6.75	1	4.0	2	3
Before ASB	0-0-0	4.76	3	11.1	9	6	0-0-0	4.76	3	11.1	9	6
After ASB	0-0-0	5.73	3	11.0	12	7	0-0-0	5.73	3	11.0	12	7
After ASB	1-2-0	3.73	7	31.1	32	13	1-2-0	3.73	7	31.1	32	13

JENSEN'S STATISTICAL BREAKDOWN

	2001						CAREER					
	W-L-S	ERA	G	IP	H	ER	W-L-S	ERA	G	IP	H	ER
Season	1-2-0	4.25	10	42.1	44	20	1-2-0	4.25	10	42.1	44	20
Home	0-1-0	4.71	5	21.0	20	11	0-1-0	4.71	5	21.0	20	11
Road	1-1-0	3.80	5	21.1	24	9	1-1-0	3.80	5	21.1	24	9
Day	1-1-0	4.34	6	29.0	25	14	1-1-0	4.34	6	29.0	25	14
Night	0-1-0	4.05	4	13.1	19	6	0-1-0	4.05	4	13.1	19	6
Starter	1-2-0	3.34	7	35.0	34	13	1-2-0	3.34	7	35.0	34	13
Reliever	0-0-0	8.59	3	7.1	10	7	0-0-0	8.59	3	7.1	10	7

JENSEN'S CAREER FIELDING

Position	PCT.	G	PO	A	E	TC	DP	PB
Pitcher	.900	10	5	4	1	10	1	---

2000...spent 2nd full year at triple-A, leading Fresno with 26 starts...also paced Grizzlies staff with 135.1 innings, while tying for 2nd with 114 strikeouts...however, logged 2nd lowest win total of career, going 5-8 with 5.79 ERA...despite Fresno's Beiden Field being known as offensive park, posted 3-1 mark with 3.59 ERA (25er, 62.2ip) in 11 home starts...in 15 road starts, went 2-7 with 7.68 mark (62er, 72.2ip)...**1999**...logged 1st full season at triple-A level, going 11-10 with 5.12 ERA in 27 starts for Fresno...finished 2nd on Grizzlies' staff in wins, starts, innings (156.1) and strikeouts (150)...in fact, his strikeouts were 2nd highest total in Giants' farm system, behind teammate Aaron Fultz' 151...marked 1st year in career that he worked solely as starter...was tabbed Howe SportsData Pitcher of Week for Pacific Coast League Aug. 30-Sept. 6...struck out 12 in Sept. 4 victory at Calgary, yielding 1 run over 7.0 innings...pitched for Aguilas in Dominican Winter League following regular season...**1998**...spent majority of year at single-A Bakersfield before moving up to Fresno to close out campaign...earned California League post season honorable mention...went 11-12 with 3.37 ERA for Blaze, making him only Bakersfield pitcher to earn more than 6 victories...ranked among Cal League leaders in wins (4th), losses (T2nd), ERA (5th), innings (168.1-2nd), strikeouts (164-3rd) and games started (27-4th)...paced Giants minor league system with 170 combined strikeouts, while finishing 3rd with 3.41 ERA...appeared in 2 games for Fresno in September, making 1 start...went 0-1 with 5.40 mark in 1 PCL playoff start...**1997**...spent majority of campaign at rookie-league Salem-Keizer after making 1 start at Bakersfield...ranked among Northwest League leaders in wins (7-T3rd), starts (16-T1st) and home runs allowed (10-T1st)...finished 2nd on Volcanoes staff in wins behind Michael Riley's 9 victories...**1996**...opened professional career at rookie-league Bellingham...

PERSONAL...graduated from Cottonwood (Holladay, UT) High School...attended Southern Utah (Cedar City, UT) University...single...

LARRY RYAN JENSEN

Year	Club	W-L	ERA	G	GS	CG	SH	SV	IP	H	R	ER	HR	HB	BB	SO	WP	BK
1996	Bellingham	2-4	4.98	13	11	0	0	0	47.0	35	30	26	4	1	38	31	7	0
1997	Bakersfield	0-0	13.50	1	1	0	0	0	1.1	3	2	2	1	0	0	2	0	0
	Salem-Keizer	7-3	5.15	16	16	0	0	0	80.1	87	55	46	10	4	32	67	2	1
1998	Bakersfield	11-12	3.37	29	27	0	0	0	168.1	162	89	63	14	8	61	164	10	2
	Fresno	0-0	4.76	2	1	0	0	0	5.2	4	5	3	2	0	4	6	0	0
1999	Fresno	11-10	5.12	27	27	0	0	0	156.1	160	96	89	17	6	68	150	13	0
2000	Fresno	5-8	5.79	26	26	1	0	0	135.1	167	106	87	18	4	63	114	3	1
2001	Fresno	11-2	3.48	20	17	1	1	0	106.0	97	43	41	11	5	34	95	2	0
	San Francisco	1-2	4.25	10	7	0	0	0	42.1	44	21	20	5	4	25	26	2	0
Minor Totals		47-39	4.59	134	126	2	1	0	700.1	715	426	357	77	28	300	629	37	4
M.L. Totals		1-2	4.25	10	7	0	0	0	42.1	44	21	20	5	4	25	26	2	0

JENSEN'S M.L. BATTING

	AVG	G	AB	R	H	2B	3B	HR	RBI	SH	SF	HP	BB	SO	SB	CS	E
— 2001	.167	10	12	0	2	0	0	0	2	0	0	0	1	3	0	0	1
— Career	.167	10	12	0	2	0	0	0	2	0	0	0	1	3	0	0	1

LAST HOME RUN: None

HERNANDEZ' CAREER FIELDING

Position	PCT.	G	PO	A	E	TC	DP	PB
Pitcher	.992	148	72	173	2	247	15	—

CAREER TRANSACTIONS

- Signed by Florida as non-drafted free agent, Jan. 13, 1996.
- Acquired by San Francisco in exchange for RHP Jason Grilli and RHP Nate Bump, July 24, 1999.

CAREER HIGHS

- **Low-Hit Game:** 2, Aug. 17, 2001 vs. Atlanta
- **Innings Pitched - Starter:** 9.0 (16 times), last: Aug. 17, 2001 vs. Atlanta
- **Reliever:** 3.0, Sept. 24, 1996 vs. Atlanta (with Florida)
- **Most Strikeouts:** 11, July 8, 2001 vs. Milwaukee
- **Winning Streak:** 9, June 28 - Aug. 31, 1997
- **Losing Streak:** 4 (3 times), last: April 7-29, 2001

Ryan Jensen

RIGHT-HANDED PITCHER



Birthdate: September 17, 1975

2002 Opening Day Age: 26

Birthplace: Salt Lake City, Utah

Resides: West Valley, Utah

Bats: Right **Throws:** Right **Height:** 6-0 **Weight:** 205

M.L. Service: 65 days

How Obtained: Giants' #8 selection in June 1996 draft.

Contract Status: Signed through 2002

CAREER...6th year professional made ML debut in 2001, serving SF as both 5th starter and long reliever...skipped double-A level in jumping from single-A Bakersfield to triple-A Fresno in 1998, before logging full years with Grizzlies in 1999 and 2000...owns 47-39 mark with 4.59 ERA in 134 lifetime minor league games (126 starts)...owns 8.1 strikeouts per 9.0 innings ratio over his minor league career (629so, 700.1ip)...

2001 SEASON...split time between triple-A Fresno and Giants in 6th professional campaign, logging 3 different stints with SF...served as both 5th starter and as long reliever with Giants, logging 1-2 mark with 4.25 ERA in 10 big league outings (7 starts)...fared much better in starting role, forging 3.34 ERA (13er, 35.0ip) in his 7 starts...allowed runs in all 3 relief appearances for 8.59 ERA (7er, 7.1ip)...pitched in 20 games with Fresno (17 starts), leading Grizzlies staff in wins (11-2) and ERA (3.48)...win total was 4th best among all Giants farmhands, while ERA ranked 3rd...registered 95 strikeouts against just 34 walks in 106.0 innings...began year in Grizzlies' bullpen, but was inserted into rotation in mid-April...named Fresno's Player of Month for April after compiling 2-0 record with 1.71 ERA (4er, 21.0ip) in 5 games (2 starts)...was recalled to SF May 15 and made ML debut with start May 19 in Atlanta...received no decision in SF's eventual 6-3 triumph at Turner Field, working 5.2 innings and leaving with 2-2 tie following rain delay in middle of 6th...made 2 relief appearances before being optioned back to Fresno May 26...was brought back to SF July 12 and opened 2nd half of campaign in Giants' starting rotation...earned 1st ML victory July 25 at Colorado, limiting Rockies to 3 runs (2 earned) over 6.0 innings of 9-3 win while retiring 9 of final 11 batters faced...returned to triple-A July 29, but was recalled for good Aug. 26...made 3 starts following recall, posting 4.73 ERA (7er, 13.1ip) with 3 no decisions...however, SF won all 3 contests...returned to Giants' bullpen Sept. 19, working 2.0-relief innings in final outing of campaign...pitched for Bayamon in Puerto Rico Winter League, logging 2-2 mark with 1.95 ERA (8er, 37.0ip) in 8 starts...

HERNANDEZ VS. 2002 OPPONENTS

	2001						CAREER					
	W-L-S	ERA	G	IP	H	ER	W-L-S	ERA	G	IP	H	ER
vs. Arizona	2-2-0	3.81	4	26.0	32	11	4-5-0	4.28	10	67.1	70	32
Atlanta	0-2-0	4.20	2	15.0	11	7	2-5-0	3.45	9	60.0	53	23
Chicago	1-1-0	4.50	2	14.0	15	7	6-3-0	4.35	11	72.1	78	35
Cincinnati	0-1-0	15.75	1	4.0	11	7	2-3-0	5.40	5	30.0	36	18
Colorado	1-1-0	2.86	3	22.0	22	7	2-2-0	6.08	8	53.1	74	36
Florida	1-0-0	6.00	1	6.0	9	4	2-1-0	3.19	5	36.2	44	13
Houston	0-1-0	9.00	1	5.0	10	5	5-3-0	3.68	8	58.2	62	24
Los Angeles	1-4-0	6.10	6	38.1	46	26	3-7-0	4.97	12	79.2	94	44
Milwaukee	0-0-0	3.86	1	7.0	8	3	3-3-0	3.77	10	74.0	80	31
Montreal	0-1-0	8.31	2	13.0	16	12	3-2-0	3.92	6	41.1	38	18
New York	—	—	—	—	—	—	3-7-0	5.54	13	78.0	93	48
Philadelphia	2-0-0	3.68	2	14.2	14	6	5-1-0	3.07	10	70.1	64	24
Pittsburgh	0-0-0	7.50	1	6.0	10	5	2-1-0	5.50	6	34.1	46	21
St. Louis	1-0-0	5.00	1	9.0	7	5	3-4-0	6.00	8	54.0	61	36
San Diego	2-1-0	5.25	4	24.0	31	14	4-1-0	3.74	8	53.0	51	22
San Francisco	—	—	—	—	—	—	0-1-0	2.57	3	21.0	24	6
Baltimore	—	—	—	—	—	—	1-0-0	3.52	1	7.2	10	3
New York (AL)	—	—	—	—	—	—	0-1-0	5.68	2	12.2	10	8
Oakland	1-1-0	4.02	2	15.2	14	7	1-1-0	4.02	2	15.2	14	7
Tampa Bay	—	—	—	—	—	—	2-0-0	3.47	3	23.1	25	9
Toronto	—	—	—	—	—	—	2-0-0	4.37	3	22.2	23	11
Interleague	2-1-0	5.16	3	22.2	24	13	8-4-0	4.73	16	116.0	128	61

HERNANDEZ' CAREER IN BALLPARKS

	2001						CAREER						
	W-L-S	ERA	G	IP	H	ER	W-L-S	ERA	G	IP	H	ER	
at Bank One	3-2-0	4.55	5	29.2	33	15	at Veterans	2-0-0	2.49	4	25.1	20	7
Turner	0-3-0	5.63	4	24.0	29	15	PNC	—	—	—	—	—	—
Wrigley	3-1-0	3.02	6	41.2	43	14	Busch	2-1-0	4.88	4	27.2	27	15
Cinergy	0-2-0	8.00	2	9.0	15	8	Qualcomm	1-1-0	3.60	2	15.0	13	6
Coors	0-1-0	8.80	5	30.2	56	30	Pacific Bell	18-12-0	4.05	35	251.1	263	113
Pro Player	15-16-0	4.19	42	285.2	304	133	Camden	1-0-0	3.52	1	7.2	10	3
Enron	2-0-0	1.13	2	16.0	16	2	Yankee	—	—	—	—	—	—
Dodger	2-4-0	5.23	7	43.0	43	25	Net, Assoc.	0-1-0	7.04	1	7.2	10	6
Miller	—	—	—	—	—	—	Tropicana	0-0-0	7.11	1	6.1	6	5
Olympic	0-0-0	6.43	1	7.0	7	5	SkyDome	1-0-0	4.61	2	13.2	14	7
Shea	2-3-0	3.86	7	42.0	46	18							

HERNANDEZ BY MONTH

	2001						CAREER					
	W-L-S	ERA	G	IP	H	ER	W-L-S	ERA	G	IP	H	ER
In March/April	1-4-0	7.83	6	33.1	50	29	4-13-0	6.03	22	134.1	173	90
May	2-4-0	5.98	6	40.2	53	27	9-7-0	3.74	23	166.0	190	69
June	3-2-0	5.30	5	37.1	40	22	9-8-0	5.20	23	162.2	190	94
July	3-1-0	4.65	6	40.2	44	21	16-7-0	3.91	26	184.0	177	80
August	2-2-0	3.75	5	36.0	32	15	12-9-0	3.98	27	185.1	176	82
Sept./Oct.	2-2-0	4.19	6	38.2	47	18	7-9-0	4.13	27	167.2	190	77
Before ASB	6-11-0	6.07	19	126.0	156	85	27-30-0	4.74	76	520.2	615	274
After ASB	7-4-0	4.20	15	100.2	110	47	30-23-0	4.09	72	479.1	481	218

HERNANDEZ' STATISTICAL BREAKDOWN

	2001						CAREER					
	W-L-S	ERA	G	IP	H	ER	W-L-S	ERA	G	IP	H	ER
Season	13-15-0	5.24	34	226.2	266	132	57-53-0	4.43	148	1000.0	1096	492
Home	6-9-0	5.13	19	124.2	153	71	33-29-0	4.18	77	537.2	558	250
Road	7-6-0	5.38	15	102.0	113	61	24-24-0	4.71	71	462.1	538	242
Day	5-6-0	4.97	13	87.0	105	48	21-19-0	4.62	54	370.1	424	190
Night	8-9-0	5.41	21	139.2	161	84	36-34-0	4.32	94	629.2	672	302
Starter	13-15-0	5.24	34	226.2	266	132	57-53-0	4.44	147	997.0	1093	492
Reliever	—	—	—	—	—	—	0-0-0	0.00	1	3.0	3	0

CAREER WITH CUBAN NATIONAL TEAM...played 2 years for Cuban National squad...participated in 1994 World Championships in Managua, Nicaragua...previously played 2 years for Cuban Junior National Team...was 2-0 with 0.00 ERA during 1992 Junior World Championship in Monterrey, Mexico...allowed just 1 hit and struck out 19 in 12.0 innings...was 2-0 with 1.59 ERA during 1993 Junior Worlds in Windsor, Ontario...allowed just 3 walks in competition while striking out 21...

A GIANT IN THE COMMUNITY...made 1st appearance at Central American Resource Center's Health Fair in San Francisco's Mission District with Marvin Benard, Ramon Martinez and Juan Lopez...health fair reaches 300-500 Latino youth and adults, providing dental, blood pressure, glucose and bone marrow screenings and several other health related topics and information...also lent his name and photo to City of San Francisco anti-graffiti campaign, serving as spokesman over 75,000 cards...

PERSONAL...brother Orlando pitches for New York Yankees and pitched for Cuban National Team prior to his defection to United States...was teammate of fellow Cuban defector and former Giants pitcher Osvaldo Fernandez on Cuban National Team...home World Series jersey was added to National Baseball Hall of Fame and Museum's World Series highlights exhibit in 1997...served as Grand Marshal of 1997 Orange Bowl Parade...enjoys music, salsa dancing and playing golf...single...

EISLER LIVAN HERNANDEZ

Year	Club	W-L	ERA	G	GS	CG	SH	SV	IP	H	R	ER	HR	HB	BB	SO	WP	BK
1996	Charlotte	2-4	5.14	10	10	0	0	0	49.0	61	32	28	3	1	34	45	2	4
	Portland	9-2	4.34	15	15	0	0	0	93.1	81	48	45	14	3	34	95	3	1
	Florida	0-0	0.00	1	0	0	0	0	3.0	3	0	0	0	0	2	2	0	0
1997	Charlotte	5-3	3.98	14	14	0	0	0	81.1	76	39	36	5	3	38	58	1	1
	Florida	9-3	3.18	17	17	0	0	0	96.1	81	39	34	5	3	38	72	0	0
	Portland	0-0	2.25	1	1	0	0	0	4.0	2	1	1	0	1	7	2	0	0
1998	Florida	10-12	4.72	33	33	9	0	0	234.1	265	133	123	37	6	104	162	4	3
1999	Florida	5-9	4.76	20	20	2	0	0	136.0	161	78	72	17	2	55	97	2	1
	San Francisco	3-3	4.38	10	10	0	0	0	63.2	66	32	31	6	0	21	47	0	1
2000	San Francisco	17-11	3.75	33	33	5	2	0	240.0	254	114	100	22	4	73	165	3	0
2001	San Francisco	13-15	5.24	34	34	2	0	0	226.2	266	143	132	24	3	85	138	7	0
Minor Totals		16-9	4.35	40	40	0	0	0	227.2	220	120	110	22	8	113	200	6	6
S.F. Totals		33-29	4.46	77	77	7	2	0	530.1	586	289	263	52	7	179	350	10	1
M.L. Totals		57-53	4.43	148	147	18	2	0	1000.0	1096	539	492	111	18	378	683	16	5

HERNANDEZ' M.L. BATTING

		AVG	G	AB	R	H	2B	3B	HR	RBI	SH	SF	HP	BB	SO	SB	CS	E
---	2001	.296	35	81	7	24	4	0	1	8	4	0	0	0	4	0	0	0
---	Career	.243	150	345	25	84	14	0	4	33	24	1	2	3	54	0	0	2

LAST HOME RUN: Aug. 11, 2001 at Chicago (off Will Ohman)

DIVISION SERIES RECORD

Year	Club	W-L	ERA	G	GS	CG	SH	SV	IP	H	R	ER	HR	HB	BB	SO	WP	BK
1997	FLA vs. SF	0-0	2.25	1	0	0	0	0	4.0	3	1	1	0	0	0	3	0	0
2000	SF vs. NY	1-0	1.17	1	1	0	0	0	7.2	5	1	1	0	0	5	5	0	0
LDS Totals		1-0	1.54	2	1	0	0	0	11.2	8	2	2	0	0	5	8	0	0

LEAGUE CHAMPIONSHIP SERIES RECORD

Year	Club	W-L	ERA	G	GS	CG	SH	SV	IP	H	R	ER	HR	HB	BB	SO	WP	BK
1997	FLA vs. ATL	2-0	0.84	2	1	1	0	0	10.2	5	1	1	1	0	2	16	0	0

WORLD SERIES RECORD

Year	Club	W-L	ERA	G	GS	CG	SH	SV	IP	H	R	ER	HR	HB	BB	SO	WP	BK
1997	FLA vs. CLE	2-0	5.27	2	2	0	0	0	13.2	15	9	8	3	0	19	7	1	0

Most Home Wins by San Francisco Pitcher

Wins	Player	Year
15	Sam Jones	1960
14	Jack Sanford	1962
14	Juan Marichal	1963
	Juan Marichal	1966
	Juan Marichal	1969
	Gaylord Perry	1970
12	Stu Miller	1961
	Billy Pierce	1962
	Gaylord Perry	1969
	Mike Krukow	1986
	Livan Hernandez	2000
11	Johnny Antonelli	1959
	Frank Linzy	1969
	Ron Bryant	1973
	Bill Swift	1993
	Shawn Estes	1997
	Russ Ortiz	1999

stats courtesy of Bill Arnold/Sports Features Group

of career, connecting off Atlanta's Tom Glavine April 23 for 1st roundtripper...added 2nd clout July 9 off Tampa Bay's Ryan Rupe... **1998**... established Marlins' club record with 9 complete games...complete game total matched Greg Maddux for 2nd most in National League, trailing only Curt Schilling's 15...ranked 5th in senior circuit with 234.1 innings pitched... marked 2nd highest total ever by Marlins hurler...posted team-high 162 strikeouts and 33 starts...averaged nearly 119 pitches per start, finishing 2nd in NL to Schilling's 120...tossed at least 6.0 innings in 24 of his 33 starts, including 19 of his final 23...made his 1st Opening Day start March 31 vs. Chicago, earning victory in Florida's 11-6 triumph over Cubs...tossed 1st career regular season complete game May 11 at Houston...etched back-to-back complete game victories June 20 at New York and June 25 vs. Tampa Bay...carried shutout in game vs. Devil Rays for 8.2 frames, settling for 5-1 victory... fired club record-setting 7th complete game Aug. 10 at San Diego, surpassing Kevin Brown's previous mark of 6 CGs...ranked 2nd in National League with 1,040 total batters faced (Schilling - 1,098)... induced opposing batters to ground into 25 double plays, tying him for 3rd highest in NL...tied for 5th in senior circuit with 11 caught stealings while pitching...tied for 7th in league with 4 pick-offs...established Marlins record for pitchers with 16 hits...collected 3 2Bs and 6 RBI on campaign...made 1st career pinch-hit appearance June 8 vs. Toronto, striking out in 14th inning... **1997**...was vital to Marlins' World Championship team, being named MVP of both NLCS and World Series...posted 9-3 record with 3.18 ERA in 17 starts...victory total was 4th most among NL rookies...finished 2nd to Philadelphia's Scott Rolen in National League Rookie of the Year voting...named to *Baseball Digest's* Rookie All-Star Team...posted 2-0 record in World Series vs. Cleveland...won Games 1 and 5 while opposing former Giant Orel Hershiser in both contests...at age 22 became youngest player ever to win World Series opener...was 2-0 in NLCS vs. Braves, including complete game in Game 5, during which he posted NLCS-record 15 strikeouts...was not scheduled to start in series, but became emergency starter after season-ending injury to Alex Fernandez and illness to Kevin Brown...worked in 1 game of Division Series vs. Giants, tossing 4.0 innings in relief of Al Leiter in Game 2...allowed 1 run on 3 hits while striking out 3 in 1st career post-season appearance...established Marlins record by beginning season with 9 consecutive victories...9-game win streak (June 28 - August 31) was 3rd longest in senior circuit and tops among Major League rookies...won 9th consecutive game August 31 at Toronto, striking out 8 in 7.2 innings...was 4-0 with NL-low 1.38 ERA in July, finishing 3rd in Pitcher of the Month voting...made 1st ML start June 15 vs. Yankees (game 2), taking no decision...earned 1st big league victory June 28 vs. Montreal...started season at triple-A Charlotte, posting 5-3 record with 3.98 ERA in 14 starts... **1996**...made Major League debut Sept. 24 vs. Braves...tossed 3.0-scoreless innings in relief, marking only relief appearance of career...was recalled Sept. 12 at completion of Eastern League playoffs...singled in 1st Major League at-bat Sept. 24, singling off Joe Borowski...started season at triple-A Charlotte, going 2-4 with 5.14 ERA in 10 starts...also saw action at double-A Portland in Eastern League, etching 9-2 mark with 4.34 ERA in 15 starts...struck out 95 in 93.1 innings...

League Championship & World Series MVPs

Only 4 players have won both LCS and World Series Most Valuable Player awards in same season.

Player	Team	Season
Willie Stargell	Pittsburgh	1979
Darrell Porter	St. Louis	1982
Orel Hershiser	Los Angeles	1988
Livan Hernandez	Florida	1997

1995...played for Escondido in Dominican Winter League, going 1-1 with 4.45 ERA struck out 45 in 32.0 innings...

tossing 7.1 innings, longest opening effort by SF starter since Bill Swift worked 7.2 frames in 1992 at Los Angeles...earned his 50th career win with his 17th career complete game June 22 at St. Louis, 10-5 Giants victory...was SF's 1st roueogeer of campaign...logged 18th career complete game Aug. 17 vs. Atlanta, but suffered 2-1 defeat...allowed 2 hits to Braves for new career low-hit effort...was 1st 2-hitter by Giant since Kirk Rueter accomplished feat July 28, 1998 at Montreal...fell susceptible to big inning, allowing at least 3 runs in frame on 15 different occasions, including 4 4- and 2 5-run innings...was roughed up for 31.40 ERA (50er, 14.1ip) in those instances, while posting 3.48 mark (82er, 212.1ip) remainder of time...with bat, hit safely in 15 of his 33 starts, going 24-for-80 (.300) with HR and 8 RBI...led NL pitchers with career-high 24 hits (1 ahead of COL's Mike Hampton), while ranking 2nd in avg. (.300, 24-for-80) and 4th with 8 RBI...24 hits were 2nd highest season total by SF pitcher, behind only Juan Marichal's 28 safeties in 1966...owned 5-game hitting streak July 26-Aug. 17, during which he was 13-for-16 (.813)...posted 8 consecutive hits from July 26-Aug. 11, finishing just 2 hits shy of NL record for most consecutive safeties, with Bip Roberts being last player to do so in 1992...last NL pitcher to collect as many as 6 straight hits was SF's Mike Krukow in '83...

2000...emerged as staff leader, establishing career high with 17 wins...tied for 6th in NL in wins, 5th with 240.0 innings, tied for 5th with 5 complete games and tied for 3rd with 2 shutouts...averaged 7.1 innings per start...yielded most hits in senior circuit (254)...logged most innings by Giants pitcher since Rick Reuschel's 245.0 in 1988...5 complete games were most in season by Giant since Mark Leiter's 7 in 1995...Opening Day starter went 17-7 with 3.53 ERA (84er, 214.1ip) over last 28 starts...during span, worked at least 6.0 innings in 26 of 28 outings - including 4 complete games - had 3 of 8.1-inning outings and 8 different 8.0-frame efforts...went 10-4 with 3.19 ERA (40er, 113.0ip) over 15 2nd Half starts...opponents hit 238 (102-for-429) in 2nd Half as opposed to .302 (152-for-503) prior to All-Star Break...10 victories in 2nd half were most by Giant since Bill Swift went 10-3 in 1993...worked 6.0 innings or more 30 times in 33 efforts (90.9%)...went 12-3 with 2.98 ERA (8th best home mark in NL) at Pac Bell in 16 starts to post most home victories by Giant since Mike Krukow went 12-4 at 'Stick in 1986...posted 1st 2 career shutouts in back-to-back starts Aug. 18 vs. Atlanta and 23 vs. Florida, firing 4-hitters in both efforts...last SF pitcher to fire more than 2 consecutive shutouts was Gaylord Perry in 1970, when he had 4 straight blankings (Sept. 6-19)...took shutout into 9th inning in 4 of his last 13 starts (also July 28 at Chicago and Aug. 7 vs. Milwaukee)...as batter, his then-career-high 21 hits were most by Giants pitcher since Swift's 21 in 1993...led NL pitchers with 21 hits, while ranking 8th with .239 avg. (21-for-88) and tied for 3rd in RBI (9)...hit safely in 14 of last 22 outings, hitting .270 (17-for-63) with 3 2Bs and 8 RBI...drilled 3rd career HR June 28 at Colorado, 2-run blast off Julian Tavarez...ran his post season career record to 5-0 by defeating Mets in Game 1 of NLDS, allowing 1 run over 7.2 innings...**1999**...came to San Francisco from Florida in mid-season trade...in 30 combined starts between Marlins and Giants, went 8-12 with 4.64 ERA (103er, 199.2ip)...went 3-3 with 4.38 ERA (31er, 63.2ip) in 10 SF starts, averaging 6.1 innings per outing...was 5-9 with 4.76 ERA (72er, 136.0ip) in 20 starts for Marlins...at time of trade, led Florida's staff in innings, starts and strikeouts (97)...reached 30-start level for 2nd straight year after logging 33 in 1998...tossed 2 complete games, April 23 vs. Atlanta (9-1) and May 21 vs. Pittsburgh (8-1)...worked at least 6.0 innings in 23 of 30 starts (76.7%), including 16 of final 19 efforts...finished 3rd in National League in pitches per start with 112.83 (3,385 pitches total), trailing AZ's Randy Johnson (120.17) and teammate Russ Ortiz (112.85)...struggled through career-tying 4-game losing skid June 1-29 over 6 starts...made his Giants debut July 28 vs. St. Louis, suffering 6-3 defeat...earned 1st win as Giant Aug. 3 at Arizona, yielding 1 unearned run over 7.0 innings of SF's 3-1 triumph...Charlie Hayes delivered 3-run, 2-out HR off Omar Daal in 8th for game winner...ranked among NL's best pitchers with bat, placing 4th in average (.274), tying for 2nd in home runs (2), tying for 4th in RBI (8) and 3rd in slugging pct. (.403)...overall on year, hit .270 (17-for-63) with 2 2Bs, 2 HRs and 8 RBI...clubbed 1st 2 home runs

Post Season Success

Only 10 pitchers have won their first 5 post season decisions.

Pitcher	W-L
Orlando Hernandez.....	*9-0
Orel Hershiser	7-0
Lefty Gomez	6-0
Livan Hernandez	5-0
Juan Guzman.....	5-0
John Smoltz	5-0
Bert Blyleven	5-0
Don Sutton	5-0
Herb Pennock.....	5-0
Jack Coombs.....	5-0

* is now 9-2 lifetime

JEFFREY FRANKLIN KENT

Year	Club	AVG	G	AB	R	H	2B	3B	HR	RBI	SH	SF	HP	BB	SO	SB	CS	E
1989	St. Catharine's	.224	73	268	34	60	14	1	13	37	0	4	6	33	81	5	1	29
1990	Dunedin	.277	132	447	72	124	32	2	16	60	3	3	6	53	98	17	7	15
1991	Knoxville	.256	139	445	68	114	34	1	12	61	2	3	10	80	104	25	6	29
1992	Toronto	.240	65	192	36	46	13	1	8	35	0	4	6	20	47	2	1	11
	New York (NL)	.239	37	113	16	27	8	1	3	15	0	0	1	7	29	0	2	3
1993	New York (NL)	.270	140	496	65	134	24	0	21	80	6	4	8	30	88	4	4	22
1994	New York (NL)	.292	107	415	53	121	24	5	14	68	1	3	10	23	84	1	4	14
1995	New York (NL)	.278	125	472	65	131	22	3	20	65	1	4	8	29	89	3	3	10
1996	New York (NL)	.290	89	335	45	97	20	1	9	39	1	3	1	21	56	4	3	21
	Cleveland	.265	39	102	16	27	7	0	3	16	0	3	1	10	22	2	1	1
1997	San Francisco	.250	155	580	90	145	38	2	29	121	0	10	13	48	133	11	3	16
1998	San Francisco	.297	137	526	94	156	37	3	31	128	1	10	9	48	110	9	4	20
1999	San Francisco	.290	138	511	86	148	40	2	23	101	0	8	5	61	112	13	6	10
2000	San Francisco	.334	159	587	114	196	41	7	33	125	0	9	9	90	107	12	9	12
2001	San Francisco	.298	159	607	84	181	49	6	22	106	0	13	11	65	96	7	6	11
Minor Totals		.257	344	1160	174	298	80	4	41	158	5	10	22	166	283	47	14	73
S.F. Totals		.294	748	2811	468	826	205	20	138	581	1	50	47	312	558	52	28	69
A.L. Totals		.248	104	294	52	73	20	1	11	51	0	7	7	30	69	4	2	12
N.L. Totals		.288	1246	4642	712	1336	303	30	205	848	10	64	75	422	904	64	44	139
M.L. Totals		.285	1350	4936	764	1409	323	31	216	899	10	71	82	453	973	68	46	151

ALL-STAR GAME RECORD

Year	Club, Site	AVG	G	AB	R	H	2B	3B	HR	RBI	SH	SF	HP	BB	SO	SB	CS	E
1999	NL, Boston	.000	1	1	0	0	0	0	0	0	0	0	0	1	0	0	0	0
2000	NL, Atlanta	.000	1	2	0	0	0	0	0	0	0	0	0	0	0	0	0	0
2001	NL, Seattle	.500	1	2	1	1	1	0	0	0	0	0	0	0	0	0	0	1
ASG Totals		.200	3	5	1	1	1	0	0	0	0	0	0	1	0	0	0	1

DIVISION SERIES RECORD

Year	Club	AVG	G	AB	R	H	2B	3B	HR	RBI	SH	SF	HP	BB	SO	SB	CS	E
1996	CLE vs. NYY	.125	4	8	2	1	1	0	0	0	1	0	0	0	0	0	0	0
1997	SF vs. FLA	.300	3	10	2	3	0	0	2	2	0	0	0	2	1	0	0	0
2000	SF vs. NY	.375	4	16	3	6	1	0	0	1	0	0	0	1	3	1	0	0
LDS Totals		.294	11	34	7	10	2	0	2	3	1	0	0	3	4	1	0	0

One Locale, Two MVPs

Year	Area	N.L. MVP	A.L. MVP
1932	Philadelphia	Chuck Klein, Phillies	Jimmie Foxx, A's
1936	New York	Carl Hubbell, Giants	Lou Gehrig, Yankees
1941	New York	Dolph Camilli, Dodgers	Joe DiMaggio, Yankees
1951	New York	Roy Campanella, Dodgers	Yogi Berra, Yankees
1954	New York	Willie Mays, Giants	Yogi Berra, Yankees
1955	New York	Roy Campanella, Dodgers	Yogi Berra, Yankees
1956	New York	Don Newcombe, Dodgers	Mickey Mantle, Yankees
1959	Chicago	Ernie Banks, Cubs	Nellie Fox, White Sox
2000	S.F. Bay Area	Jeff Kent, Giants	Jason Giambi, A's

KENT VS. 2002 OPPONENTS

	2001					CAREER				
	AVG	AB	H	HR	RBI	AVG	AB	H	HR	RBI
vs. Arizona	.265	68	18	3	8	.264	193	51	7	24
Atlanta	.476	21	10	1	3	.260	300	78	10	43
Chicago	.409	22	9	0	4	.310	252	78	15	60
Cincinnati	.423	26	11	1	1	.315	314	99	10	56
Colorado	.288	73	21	2	11	.297	353	105	18	70
Florida	.238	21	5	0	4	.310	306	95	15	63
Houston	.231	26	6	1	7	.275	305	84	12	51
Los Angeles	.311	74	23	2	13	.255	384	98	13	55
Milwaukee	.278	36	10	0	4	.312	157	49	4	20
Montreal	.267	30	8	2	6	.292	318	93	13	58
New York	.192	26	5	1	4	.300	150	45	8	28
Philadelphia	.174	23	4	0	1	.288	302	87	14	54
Pittsburgh	.316	19	6	1	9	.288	292	84	14	67
St. Louis	.292	24	7	1	2	.268	291	78	13	53
San Diego	.333	66	22	6	20	.279	365	102	19	81
San Francisco	—	—	—	—	—	.273	150	41	8	19
Baltimore	—	—	—	—	—	.286	14	4	1	1
New York (AL)	—	—	—	—	—	.273	33	9	3	10
Oakland	.350	20	7	1	4	.265	98	26	4	16
Tampa Bay	—	—	—	—	—	—	—	—	—	—
Toronto	—	—	—	—	—	.000	2	0	0	1
Interleague	.308	52	16	1	9	.322	230	74	12	46

KENT'S CAREER IN BALLPARKS

	2001					CAREER				
	AVG	AB	H	HR	RBI	AVG	AB	H	HR	RBI
at Bank One	.313	96	30	4	19	.294	153	45	4	23
Turner	.311	74	23	4	17	.308	13	4	1	7
Wrigley	.284	141	40	5	28	.337	166	56	10	38
Cinergy	.308	146	45	3	18	.271	188	51	10	39
Coors	.305	154	47	10	36	.312	570	178	22	105
Pro Player	.300	150	45	8	32	—	—	—	—	—
Enron	.405	42	17	2	12	.273	11	3	1	4
Dodger	.227	203	46	8	26	.304	46	14	4	15
Miller	.231	13	3	0	1	—	—	—	—	—
Olympic	.314	169	53	6	24	—	—	—	—	—
Shea	.285	980	279	37	154	.232	99	23	2	10
Veterans	—	—	—	—	—	.294	153	45	4	23
PNC	—	—	—	—	—	.308	13	4	1	7
Busch	—	—	—	—	—	.337	166	56	10	38
Qualcomm	—	—	—	—	—	.271	188	51	10	39
Pacific Bell	—	—	—	—	—	.312	570	178	22	105
Camden	—	—	—	—	—	—	—	—	—	—
Yankee	—	—	—	—	—	.273	11	3	1	4
Net. Assoc.	—	—	—	—	—	.304	46	14	4	15
Tropicana	—	—	—	—	—	—	—	—	—	—
SkyDome	—	—	—	—	—	.232	99	23	2	10

KENT BY MONTH

	2001					CAREER				
	AVG	AB	H	HR	RBI	AVG	AB	H	HR	RBI
In March/April	.250	88	22	4	15	.275	721	198	32	138
May	.278	108	30	4	24	.280	895	251	37	149
June	.365	96	35	3	19	.312	860	268	36	153
July	.273	99	27	3	16	.252	790	199	34	139
August	.313	112	35	4	11	.308	837	258	40	148
Sept./Oct.	.308	104	32	4	21	.282	833	235	37	172
Before ASB	.297	327	97	12	64	.289	2751	795	114	482
After ASB	.300	280	84	10	42	.281	2185	614	102	417

KENT'S STATISTICAL BREAKDOWN

	2001					CAREER				
	AVG	AB	H	HR	RBI	AVG	AB	H	HR	RBI
Home	.290	286	83	8	45	.280	2393	671	101	429
Road	.305	321	98	14	61	.290	2543	738	115	470
Day	.323	201	65	7	38	.297	1853	550	89	335
Night	.286	406	116	15	68	.279	3083	859	127	564
Grass	.299	581	174	20	102	.286	4031	1152	183	755
Turf	.269	26	7	2	4	.284	905	257	33	144
vs.LHP	.295	129	38	3	22	.276	1286	355	35	187
vs.RHP	.299	478	143	19	84	.289	3650	1054	181	712
RISP	.268	168	45	6	68	.294	1455	431	67	684
Bases Loaded	.526	19	10	0	28	.357	140	50	9	165
as Pinch Hitter	.000	1	0	0	0	.100	20	2	0	3
as DH	—	—	—	—	—	.250	16	4	1	3

KENT'S CAREER FIELDING

Position	PCT.	G	PO	A	E	TC	DP	PB
First Base	.990	84	471	30	5	506	50	—
Second Base	.980	1121	2265	3091	111	5467	702	—
Third Base	.925	157	120	299	34	453	29	—
Shortstop	.889	3	3	5	1	9	0	—

CAREER TRANSACTIONS

- Selected by Toronto in 20th round of June 1989 draft.
- Traded to New York Mets with player to be named later (OF Ryan Thompson) in exchange for pitcher David Cone, Aug. 27, 1992.
- Placed on Disabled List July 6-21, 1995 with sprain of right shoulder.
- Traded to Cleveland with IF Jose Vizcaino in exchange for IF Carlos Baerga and IF Alvaro Espinoza, July 29, 1996.
- Traded to San Francisco with Julian Tavarez (RHP), Jose Vizcaino (IF), player to be named later (Joe Roa, RHP) and cash in exchange for Matt Williams (IF) and player to be named later (Trenidad Hubbard, OF), Nov. 13, 1996.
- Placed on MLB Suspended List Aug. 22 and 25, 1997 for his part in Aug. 13 brawl.
- Placed on Disabled List June 10-July 9, 1998 with sprained right knee.
- Placed on Disabled List Aug. 4-21, 1999 with left foot inflammation.

CAREER HIGHS

- **Most Hits:** 5, (3 times), last: June 12, 1999 at Seattle
- **Most RBI:** 7, (twice), last: May 1, 2001 at Pittsburgh
- **Most Home Runs:** 2 (12 times), last: April 10, 2001 at San Diego
- **Career Grand Slams:** 9, last: Aug. 9, 2000 vs. Milwaukee (off Paul Rigdon)
- **Longest Hitting Streak:** 13 games (twice), last: May 27-June 9, 2001

Giants Rainouts

Since moving to San Francisco in 1958, the Giants have had just 28 home games rained out. During one stretch, the team went 454 games (from April 10, 1976 through Oct. 2, 1981) without a cancellation. Here is a breakdown of the Giants' San Francisco rainouts:

1958	May 11 vs. Los Angeles	1975	May 3 vs. Houston
1959	Sept. 18 vs. Los Angeles	1976	April 10 vs. Los Angeles
1960	May 3 vs. Milwaukee	1981	Oct. 2 vs. San Diego
1961	April 21 vs. St. Louis	1983	April 19 vs. Los Angeles
	April 22 vs. St. Louis	1984	April 18 vs. San Diego
1962	Sept. 28 vs. Houston	1988	April 22 vs. Los Angeles
1964	June 8 vs. St. Louis	1989	Sept. 16 vs. San Diego
1965	Aug. 11 vs. Pittsburgh	1992	May 1 vs. Philadelphia*
1967	April 21 vs. Atlanta		June 29 vs. Atlanta
	April 23 vs. Atlanta	1994	April 8 vs. St. Louis
	June 2 vs. New York	1996	May 17 vs. New York
1969	April 23 vs. Atlanta	1998	May 12 vs. Montreal
1971	April 13 vs. San Diego	2000	April 16 vs. Arizona
1972	June 9 vs. Chicago		May 7 vs. Colorado
1974	April 24 vs. Montreal		

*-Postponed due to city curfew.

Nelson Lara

RIGHT-HANDED PITCHER



Birthdate: July 15, 1978

2002 Opening Day Age: 23

Birthplace: Santo Domingo, Dominican Republic

Resides: Santo Domingo, Dominican Republic

Bats: Right **Throws:** Right **Height:** 6-4 **Weight:** 185

M.L. Service: None

How Obtained: Signed as free agent, Sept. 20, 2001.

Contract Status: Non-roster invitee

CAREER...young right-hander comes to camp as non-roster invitee after signing as free agent over winter...8-year veteran has never pitched above double-A, having done so for Florida's affiliate in 2000...has worked mostly in relief during career, doing so in 174 of 188 career appearances...was originally signed as non-drafted free agent by Marlins in 1994...also pitched in Cincinnati organization (2001)...

2001 SEASON...split season between Florida and Cincinnati organizations, combining to go 1-3 with 9.22 ERA (42r, 41.0ip) over 33 games (1 start)...opened campaign at single-A Sarasota, going 1-3 with 10.50 ERA and 1 save in 27 relief appearances...was released by Marlins organization July 9...signed with Reds chain July 13 and placed on single-A Mudville Disabled List...was sent to Gulf Coast Reds on rehab assignment July 24-Aug. 9...in 4 rehab outings (1 start), logged 2.16 ERA (2r, 8.1ip)...worked in 2 contests for Mudville, yielding 16.88 ERA (5r, 2.2ip)...pitched in winter ball for Pollos in Dominican...

2000...reached double-A level, where he spent half of season at Portland...finished campaign at single-A Brevard County...worked 21 relief outings for Portland, going 1-1 with save and 8.22 ERA (28r, 30.2ip)...was transferred to Brevard County July 4...appeared in 7 contests for Manatees, before ending season on Disabled List...**1999**...established career highs in saves (10) and games (46) for single-A Kane County...finished 3-2 with 6.06 ERA...**1998**...split campaign between Brevard County and Kane County...posted career standards in wins (4), losses (7), starts (8), innings (58.0) and strikeouts (53)...combined to go 4-7 with 7.76 ERA (50er, 58.0ip) in 39 contests...**1997**...posted career-best 3.99 ERA with Kane County...went 1-2 with 3 saves over 29 relief appearances...**1996**...appeared in 7 games for Gulf Coast Marlins, going 1-2 with 5.59 ERA...**1995**...opened career with Dominican Summer League Marlins, before working final 11 contests for Gulf Coast Marlins...

PERSONAL...graduated from Colegio San Jose...single...

NELSON RAFAEL LARA

Year	Club	W-L	ERA	G	GS	CG	SH	SV	IP	H	R	ER	HR	HB	BB	SO	WP	BK
1995	DSL Marlins	1-1	3.74	11	0	0	0	1	21.2	21	13	9	1	2	11	9	2	1
	GCL Marlins	0-3	8.10	5	5	0	0	0	20.0	26	24	18	2	3	17	8	2	0
1996	GCL Marlins	1-2	5.59	7	0	0	0	0	9.2	6	11	5	0	3	12	3	4	1
1997	Kane County	1-2	3.99	29	0	0	0	3	38.1	37	20	17	1	1	14	43	3	1
1998	Brevard County	2-5	9.42	19	4	0	0	0	28.2	27	36	30	2	7	33	32	8	0
	Kane County	2-2	6.14	10	4	0	0	0	29.1	29	23	20	1	7	23	21	4	1
1999	Kane County	3-2	6.06	46	0	0	0	10	52.0	50	38	35	5	7	47	45	8	0
2000	Portland	1-1	8.22	21	0	0	0	1	30.2	35	31	28	5	7	32	38	3	2
	Brevard County	0-0	9.28	7	0	0	0	0	10.2	12	11	11	0	4	10	6	2	0
2001	Sarasota	1-3	10.50	27	0	0	0	1	30.0	40	40	35	2	8	28	29	6	3
	GCL Reds	0-0	2.16	4	1	0	0	0	8.1	2	2	2	0	1	4	9	0	0
	Mudville	0-0	16.88	2	0	0	0	0	2.2	4	5	5	0	1	7	0	0	0
Minor Totals		12-21	6.86	188	14	0	0	16	282.0	289	254	215	19	51	238	243	42	9

CAREER TRANSACTIONS

- Signed by Florida as non-drafted free agent, Sept. 29, 1994.
- Released July 9, 2001; Signed by Cincinnati, July 13, 2001.
- Released Aug. 30, 2001; Signed by San Francisco, Sept. 20, 2001.

Trey Lunsford

CATCHER



Birthdate: May 25, 1979

2002 Opening Day Age: 22

Birthplace: Odessa, Texas

Resides: South Haven, Mississippi

Bats: Right **Throws:** Right **Height:** 6-1 **Weight:** 195

M.L. Service: None

How Obtained: Giants #33 selection in June 2000 draft.

Contract Status: Non-roster invitee

CAREER...catching prospect earns 1st trip to big league camp in 3rd year with organization...owns lifetime .249 average with 8 home runs and 80 RBI in 173 minor league games...

2001 SEASON...spent entire season with single-A Hagerstown, playing in 114 games with Suns...hit .237 with 5 HRs and 50 RBI...ranked 4th on club with 19 doubles and 4th with 53 runs scored...also stole 10 bases in 15 attempts...started both games of South Atlantic League playoffs, going 3-for-8 (.375) with RBI...

2000...was post-season Northwest League All-Star following 1st campaign in professional ball...hit .270 with 9 2Bs, 3 HRs and 30 RBI in 59 games for Salem-Keizer...

PERSONAL...graduated from San Angelo Central (San Angelo, TX) High School...attended Grayson County (Dennison, TX) JC before transferring to Texas Tech University...single...

JAMES L. (TREY) LUNSFORD, III

Year	Club	AVG	G	AB	R	H	2B	3B	HR	RBI	SH	HP	BB	SO	SB	CS	E	
2000	Salem-Keizer	.270	59	215	23	58	9	0	3	30	0	1	8	30	40	1	0	7
2001	Hagerstown	.237	114	396	53	94	19	0	5	50	4	4	5	45	89	10	5	14
Minor Totals		.249	173	611	76	152	28	0	8	80	4	5	13	75	129	11	5	21

CAREER TRANSACTIONS

- Selected by San Francisco in 33rd round of June 2000 draft. Signed by Tom Korenek.

Jeremy Luster

INFILDER



Birthdate: June 10, 1977

2002 Opening Day Age: 24

Birthplace: Atlanta, Georgia

Resides: Canton, Georgia

Bats: Both **Throws:** Right **Height:** 6-4 **Weight:** 225

M.L. Service: None

How Obtained: Giants' #44 selection in June, 1997 draft.

Contract Status: Non-roster invitee

CAREER...switch-hitter has come into his own offensively last 2 seasons, hitting .278 (284-for-1,023) and averaging 34 2Bs, 9 HRs and 88 RBI...was originally 44th round selection by Giants in 1997 First Year Player Draft...

2001 SEASON...logged 1st full year at double-A level, appearing in 130 games for Shreveport...hit .273 with 33 2Bs, 2 3Bs, 4 HRs and 76 RBI...led club in doubles...played 119 games at 1B for Swamp Dragons, while also seeing 1st professional action in OF for 2 contests...was hitting .289 (92-for-318) with 20 2B and 48 RBI through July 2...hit just .245 (46-for-188) with 13 2B and 28 RBI over final 49 contests...played for Grand Canyon in Arizona Fall League following season, hitting .348 (31-for-89) with 6 2Bs, HR and 12 RBI in 27 games...

2000...established career highs in games (137), 2Bs (35), home runs (14) and RBI (99) at single-A Bakersfield...RBI total was 4th best among Giants farmhands and ranked 5th in California League...earned Cal League honorable mention, while hitting .282 for Blaze...paced club in RBI, 2Bs and finished 3rd in HRs...was 2-time Bakersfield Player of Month winner, garnering award in April (.280, 6 HRs, 20 RBI) and August (.355, 3, 24)...earned Howe SportsData's California League Player of Week for Aug. 21-27...in 3 California League playoff games, hit .400 (4-for-10) with 1 RBI...**1999**...split 1st full professional campaign between Bakersfield and short-season Salem-Keizer...opened year with Blaze, hitting .201 with no HRs and 19 RBI in 52 games...was sent to Salem-Keizer, where he hit .219 with HR and 14 RBI in 39 games...**1998**...opened career at Salem-Keizer, leading club with 48 RBI and finishing 3rd with 6 HRs...

PERSONAL...graduated from Campbell (Smyrna, GA) High School in 1995...attended DeKalb (GA) Community College...single...

JEREMY BRION LUSTER

Year	Club	AVG	G	AB	R	H	2B	3B	HR	RBI	SH	SF	HP	BB	SO	SB	CS	E
1998	Salem-Keizer	.304	51	181	32	55	13	3	6	48	0	3	2	23	30	6	4	5
1999	Bakersfield	.201	52	184	26	37	4	3	0	19	0	1	0	22	54	9	4	5
	Salem-Keizer	.219	39	146	22	32	7	1	1	14	1	0	3	16	48	7	1	8
2000	Bakersfield	.282	137	517	86	146	35	5	14	99	0	8	10	77	104	17	2	20
2001	Shreveport	.273	130	506	54	138	33	2	4	76	0	5	7	33	94	6	3	11
Minor Totals		.266	409	1534	220	408	92	14	25	256	1	17	22	171	330	45	14	49

CAREER TRANSACTIONS

- Selected by San Francisco in 44th round of June 1997 draft. Signed by Bo Osborne.

Ryan Luther

CATCHER / INFILDER



Birthdate: January 21, 1977

2002 Opening Day Age: 25

Birthplace: Dunedin, Florida

Resides: North Bend, Washington

Bats: Right **Throws:** Right **Height:** 6-0 **Weight:** 185

M.L. Service: None

How Obtained: Giants' #21 selection in June, 1999 draft.

Contract Status: Non-roster invitee

CAREER...4th year professional has shown versatility early in his career, seeing action at catcher, 2nd base and outfield...owns .292 lifetime average in 298 minor league games...has been named to in-league All Star squads each of last 2 seasons...has risen 1 level in each of 1st 3 years in organization...

2001 SEASON...Texas League All-Star hit .280 with 4 HRs and 42 RBI in 1st full campaign with double-A Shreveport...set career highs in games (127), hits (127) and doubles (26)...played 2nd base (93 games), catcher (31) and outfield (1)...ranked 2nd on club for doubles and 3rd for both runs scored (54) and hits...

2000...spent 1st full season at single-A Bakersfield and earned in-season California League All Star honors as 2nd baseman...played 2B (86 games), catcher (27), outfield (2) and 3B (1)...hit .300 to finish 6th among Giants minor leaguers...finished 3rd on Blaze in runs with 78...in 3 Cal League playoff contests, hit .250 (2-for-8) with 2 RBI...**1999**...opened professional career at short-season Salem-Keizer...split time between catcher (22 games), outfield (21), 2B (15) and SS (1)...hit .300 to finish 2nd on club, while finishing 3rd with 38 RBI...earned Howe SportsData's Northwest League Player of Week Aug. 23-29...

PERSONAL...graduated from Issaquah (WA) High School...earned All-Kingco honors during senior year...attended Olympic Community College, where he was named 1st team Northern Division and 2nd team All-NWAAC...attended Lewis & Clark State (Lewiston, ID) College...is same school that produced Marvin Benard...was named Pacific Northwest Independent All-Star in 1999...married (Kelly Crume, Dec. 30, 2000)...

RYAN RICHARD LUTHER

Year	Club	AVG	G	AB	R	H	2B	3B	HR	RBI	SH	SF	HP	BB	SO	SB	CS	E
1999	Salem-Keizer	.300	61	220	34	66	12	1	4	38	0	2	9	18	35	12	4	5
2000	Bakersfield	.300	110	414	78	124	25	2	7	48	5	6	10	48	94	14	8	17
2001	Shreveport	.280	127	453	54	127	26	2	4	42	8	2	15	32	78	6	8	24
Minor Totals		.292	298	1087	166	317	63	5	15	128	13	10	34	98	207	20	16	46

CAREER TRANSACTIONS

- Selected by San Francisco in 21st round of June 1999 draft. Signed by John Shafer.

Ramon Martinez

INFIELDER



Birthdate: October 10, 1972

2002 Opening Day Age: 29

Birthplace: Philadelphia, Pennsylvania

Resides: Toa Alta, Puerto Rico

Bats: Right **Throws:** Right **Height:** 6-1 **Weight:** 183

M.L. Service: 3 years, 17 days

How Obtained: Acquired from Kansas City Dec. 9, 1996 as player to be named later in exchange for RHP Jamie Brewington (Nov. 27, 1996).

Contract Status: Signed through 2002

CAREER...versatile infielder has proven himself both offensively and defensively in 5 years with Giants organization...has posted .269 batting average in 296 Major League games over past 4 seasons, stepping into starting role for 1st time in 2001...on June 20, 1998 vs. San Diego, became 1st Giant to register 3 hits in big league debut since Willie McCovey went 4-for-4 July 30, 1959...

2001 SEASON...steady and versatile infielder became starter for Giants in mid-June, after having been top utility player 3 previous seasons...started 105 games (16 at SS, 26 at 2B, 63 at 3B), including opening assignments in 96 of SF's last 113 contests...was in starting lineup in just 9 of club's 1st 49 games...hit .253 while establishing career highs with 391 at-bats, 99 hits, 48 runs, 18 2Bs, 3 3Bs, 37 RBI and 128 games played...hit .305 (25-for-82) with RISP, 52 points higher than overall .253 mark...hit safely in 31 of 44 starts before All-Star Break, while going 45-for-158 (.285) with 24 runs, 7 2Bs, 3B, 2 HRs and 14 RBI...helped SF's playoff drive with strong stretch run, hitting .328 (21-for-64) with 2 2Bs, 3B, HR and 8 RBI over final 21 contests...posted 1st career 4-hit game April 13 in Milwaukee, reaching base in all 5 plate appearances while going 4-for-4 with walk and 2 runs scored...over 24-game stretch (22 starts) from June 5-July 3, hit at .338 clip (27-for-80) with 14 runs, 4 2Bs, 2 HRs and 9 RBI...raised season avg. 46 points, from .237 to .283...was 2-for-4 with HR (#2) and season-high 3 RBI in 8-3 win at San Diego June 21...began 2nd half on 12-for-30 (.400) tear with 6 runs, HR and 5 RBI in his 1st 9 games after All-Star Break...slugged 3rd inning, solo homer off Arizona's Miguel Batista to supply game's lone run in 1-0 SF victory July 20...season avg. stood at .261 following play Aug. 15, however then endured 4-for-44 (.091) stretch over his next 17 games, dropping season ledger to .238...hit safely in 8 of 9 starts, including 6 multi-hit affairs, from Sept. 5-24...was 15-for-34 (.441) over stretch with 2 2Bs and 7 RBI...

2000...spent his 1st full season with big league club, serving as backup infielder at 2B (32 games), SS (44 games), 3B (2 games) and 1B (2 games)...hit 5 home runs before All-Star Break (in just 103 at-bats) with 19 RBI...slugged his career-high 6th HR Sept. 24 vs. Arizona, solo clout in 9th inning (off Brian Anderson)...blast was his 1st since July 1...particularly excelled as starter, hitting safely in 26 of his 36 starts (22 at SS, 14 at 2B), going 45-for-137 (.328) with 20 runs, 8 2Bs, 2 3Bs, 5 HRs, 20 RBI and 10 walks...committed his only error of year July 4 in 2nd game of twinbill vs. Rockies, snapping streak of 48 consecutive games without miscue dating back to 1999...started 5 straight games at SS when Rich Aurilia was sidelined by injury May 31-June 5...during stretch, hit .400 (8-for-20) with 2 2Bs, HR, 5 RBI and 5 runs...slugged 4th HR of season June 3 at Oakland, finishing 2-for-3 with career-high tying 3 RBI...made season debut April 8 in Atlanta, going 1-for-4 (with run scored) while spelling Aurilia at shortstop...made 2nd straight Opening Day roster...appeared in 2 games of NLDS vs. Mets, going 2-for-6...started Game 2 at 2nd base...played for Carolina in Puerto Rican Winter League following season...**1999**...played important role for Giants, filling in admirably for 3B Bill Mueller, SS Rich Aurilia and 2B Jeff Kent at different periods during campaign...had 3 stints on big league roster overall, appearing in 61 games (30 starts, 18 at 2B, 7 at SS and 5 at 3B) and hitting .264 (38-for-144) with 5 HR and 19 RBI...started season with big club, marking 1st appearance on Opening Day roster...hit .267 (12-for-45) with 2B, 2 HRs and 7 RBI in 20 games with San Francisco during 1st stay on roster...made 1st start of year (at SS) April 15 vs. Houston and finished 3-for-4 with his 1st Major League home run (2-run blast off Doug Henry)...was optioned to Fresno May 17 when Mueller was activated from DL...was recalled from

Fresno prior to July 3 contest at Los Angeles to take roster spot for disabled Charlie Hayes...in 2nd stint with big club, appeared in 8 games (1 start), going 2-for-9 (.111)...was sent back to Fresno when Hayes was reinstated July 21...was recalled from triple-A Fresno for 3rd time July 31...appeared in 18 consecutive games from July 31-Aug. 20 when Kent was on DL...made 17 starts during stretch (16 at 2B, 1 at SS), going 19-for-67 (.284) with 4 2Bs, 3 HRs, 11 RBI and 10 runs scored...was placed on 15-day Disabled List prior to Aug. 21 game in Milwaukee, suffering from left groin strain previous night (Aug. 20) vs. Brewers...had 3-for-5 effort Aug. 20 in Milwaukee, with HR (off Bill Pulsipher), 3 runs scored and 2 RBI...was activated from DL prior to Sept. 5 game at Pittsburgh...following season, played for San Juan in Puerto Rican Winter League...**1998**...made 2 appearances with San Francisco, going 6-for-19 (.316) with 4 runs scored in 19 games...was originally recalled from triple-A Fresno prior to June 20 contest vs. San Diego...callup marked his 1st appearance on Major League 25-man roster...made his Major League debut June 20, starting at 2B and collecting 1st hit in 1st ML at-bat (off San Diego's Mark Langston)...finished 3-for-3 with 2 runs scored and walk on afternoon to become 1st Giant to register 3 hits in his debut since Willie McCovey went 4-for-4 vs. Philadelphia July 30, 1959 at Seals Stadium...was 1 of 4 rookies in 1998 to collect 3 hits in ML debut, joining AZ's Travis Lee (March 31), Mets' Preston Wilson (May 7) and FLA's Mike Redmond (May 31)...went 1-for-5 after 2nd call-up Sept. 1...hit .313 (114-for-364) for Fresno with 21 2Bs, 2 3Bs, 14 HRs and 60 RBI in 98 games...was named Grizzlies' Player of Month for August after hitting .339 (39-for-115) with 8 2B, 5 HR and 27 RBI in 31 games...**1997**...spent majority of 1st campaign in Giants organization at double-A Shreveport with mid-season promotion to triple-A Phoenix...was named to Texas League All-Star team...established career-highs in average (.315), at-bats (461), runs (78), hits (145), 2Bs (34) and RBI (61)...ranked 2nd on Captains with .319 average and 32 doubles...had mid-season promotion to Phoenix, hitting .281 (16-for-57) with 6 runs, 2 2Bs, 1 HR and 7 RBI over 18 contests from June 25-July 17...returned to Shreveport July 19...was named Organizational Player of Month for Shreveport in August, when he hit .330 (31-for-94) with 16 runs scored, 6 2Bs, 3 HRs and 18 RBI...appeared in 3 playoff games for Captains, hitting .400 (4-for-10) with 2 walks...was elevated to Phoenix once again for PCL post season and hit .375 (12-for-32) with 8 runs, 3 2Bs, 3B, 2 HR and 6 RBI in 7 contests...**1996**...split campaign between triple-A Omaha and double-A Wichita in Kansas City organization...established then-career best with 7 combined home runs, 6 with Omaha and 1 at Wichita...opened season at Omaha and hit .253 (81-for-320) in 85 games...played 2nd base for Royals...appeared in 26 games at double-A, hitting .344 (32-for-93)...**1995**...logged full season at Wichita...led all Texas League 2nd baseman with .984 fielding pct...appeared in 100 games at 2nd base and owned .984 fielding mark (8 errors) and 2 games at shortstop (1 error)...**1994**...opened season at Rockford of Midwest League...hit .278 in 6 games before moving up to Wilmington of Carolina League...hit .268 in 90 contests for Blue Rocks...led Carolina League with 20 sacrifices...Wilmington team went 94-44 and was named *Baseball America's* Minor League Team of Year...**1993**...opened professional career at Gulf Coast, where he hit .237 in 37 games...promoted to Wilmington and appeared in 24 games for Blue Rocks...

A GIANT IN THE COMMUNITY...along with Marvin Benard, Livan Hernandez and Juan Lopez, attended Central American Resource Center's Health Fair in San Francisco's Mission District...health fair reaches 300-500 Latino youth and adults, providing health services and information...lends his support to several Latin American organizations through his participation in Giants' Latin American Day festivities...visited San Francisco General Hospital and met with critically ill patients...

PERSONAL...graduated from Escuela Superior Catolica Bayamon (PR) High School in 1990...graduated from Vernon Regional (TX) Junior College in 1992...single.

RAMON E. MARTINEZ

Year	Club	AVG	G	AB	R	H	2B	3B	HR	RBI	SH	SF	HP	BB	SO	SB	CS	E
1993	GC Royals	.237	37	97	16	23	5	0	0	9	2	2	2	8	6	3	0	6
	Wilmington	.253	24	75	8	19	4	0	0	6	3	1	1	11	9	1	4	6
1994	Wilmington	.268	90	325	40	87	13	2	2	35	20	5	4	35	25	6	3	16
	Rockford	.278	6	18	3	5	0	0	0	3	1	0	0	4	2	1	0	1
1995	Wichita	.275	103	393	58	108	20	2	3	51	18	9	4	42	50	11	8	9
1996	Omaha	.253	85	320	35	81	12	3	6	41	13	0	3	21	34	3	2	12
	Wichita	.344	26	93	16	32	4	1	1	8	7	0	0	7	8	4	1	6
1997	Shreveport	.319	105	404	72	129	32	4	5	54	4	3	3	40	48	4	5	18
	Phoenix	.281	18	57	6	16	2	0	1	7	1	1	0	5	9	1	0	3
1998	Fresno	.313	98	364	58	114	21	2	14	60	4	7	2	38	42	0	3	10
	San Francisco	.316	19	19	4	6	1	0	0	1	0	0	4	2	0	0	0	0
1999	San Francisco	.264	61	144	21	38	6	0	5	19	6	1	0	14	17	1	2	6
	Fresno	.325	29	114	13	37	7	1	2	17	0	1	0	10	17	2	0	5
2000	San Francisco	.302	88	189	30	57	13	2	6	25	4	1	1	15	22	3	2	1
2001	San Francisco	.253	128	391	48	99	18	3	5	37	6	6	5	38	52	1	2	8
Minor Totals		.288	621	2260	325	651	120	15	34	291	73	39	19	221	250	36	26	92
M.L. Totals		.269	296	743	103	200	38	5	16	81	17	8	6	71	93	5	10	15

DIVISION SERIES RECORD

Year	Club	AVG	G	AB	R	H	2B	3B	HR	RBI	SH	SF	HP	BB	SO	SB	CS	E
2000	SF vs. NY	.333	2	6	0	2	0	0	0	0	0	0	0	0	2	0	0	0

MARTINEZ VS. 2002 OPPONENTS

	2001					CAREER				
	AVG	AB	H	HR	RBI	AVG	AB	H	HR	RBI
vs. Arizona	.229	48	11	1	5	.269	78	21	2	10
Atlanta	.231	13	3	1	3	.214	42	9	1	6
Chicago	.222	18	4	0	1	.321	28	9	1	2
Cincinnati	.133	15	2	0	4	.171	35	6	2	6
Colorado	.205	44	9	0	3	.257	74	19	1	7
Florida	.231	13	3	0	2	.219	32	7	0	6
Houston	.353	17	6	1	3	.448	29	13	2	8
Los Angeles	.275	40	11	1	2	.250	56	14	2	4
Milwaukee	.313	16	5	0	0	.313	32	10	1	3
Montreal	.176	17	3	0	0	.245	53	13	0	2
New York	.083	12	1	0	1	.242	33	8	1	3
Philadelphia	.182	11	2	0	2	.242	33	8	1	6
Pittsburgh	.267	15	4	0	0	.294	34	10	0	0
St. Louis	.391	23	9	0	2	.333	33	11	0	3
San Diego	.277	47	13	1	7	.264	72	19	1	8
San Francisco	—	—	—	—	—	—	—	—	—	—
Baltimore	—	—	—	—	—	—	—	—	—	—
New York (AL)	—	—	—	—	—	—	—	—	—	—
Oakland	.231	13	3	0	0	.300	30	9	1	5
Tampa Bay	—	—	—	—	—	—	—	—	—	—
Toronto	—	—	—	—	—	—	—	—	—	—
Interleague	.262	42	11	0	2	.266	79	21	1	7

MARTINEZ' CAREER IN BALLPARKS

	AVG	AB	H	HR	RBI		AVG	AB	H	HR	RBI
at Bank One	.200	35	7	0	3	at Veterans	.333	12	4	0	3
Turner	.360	25	9	1	6	PNC	.333	3	1	0	0
Wrigley	.143	14	2	0	1	Busch	.300	20	6	0	2
Cinergy	.227	22	5	2	5	Qualcomm	.250	36	9	1	7
Coors	.263	38	10	0	3	Pacific Bell	.262	271	71	5	24
Pro Player	.188	16	3	0	3	Camden	—	—	—	—	—
Enron	.438	16	7	1	4	Yankee	—	—	—	—	—
Dodger	.226	31	7	1	1	Net. Assoc.	.353	17	6	1	5
Miller	.667	6	4	0	0	Tropicana	—	—	—	—	—
Olympic	.233	30	7	0	0	SkyDome	—	—	—	—	—
Shea	.100	20	2	0	1						

MARTINEZ BY MONTH

	2001					CAREER				
	AVG	AB	H	HR	RBI	AVG	AB	H	HR	RBI
In March/April	.269	26	7	0	1	.308	78	24	3	8
May	.235	51	12	1	6	.225	89	20	3	13
June	.294	85	25	1	8	.306	144	44	2	16
July	.269	78	21	2	8	.259	116	30	4	12
August	.153	85	13	0	6	.233	189	44	2	18
Sept./Oct.	.318	66	21	1	8	.299	127	38	2	14
Before ASB	.263	186	49	3	17	.275	356	98	10	42
After ASB	.244	205	50	2	20	.264	387	102	6	39

MARTINEZ' STATISTICAL BREAKDOWN

	2001					CAREER				
	AVG	AB	H	HR	RBI	AVG	AB	H	HR	RBI
Home	.237	186	44	1	13	.277	343	95	8	32
Road	.268	205	55	4	24	.263	400	105	8	49
Day	.223	130	29	2	15	.299	304	91	8	42
Night	.268	261	70	3	22	.248	439	109	8	39
Grass	.253	375	95	5	35	.272	674	183	14	76
Turf	.250	16	4	0	2	.246	69	17	2	5
vs.LHP	.293	82	24	0	6	.291	206	60	4	19
vs.RHP	.243	309	75	5	31	.261	537	140	12	62
RISP	.305	82	25	0	29	.304	168	51	3	64
Bases Loaded	1.000	4	4	0	7	.500	16	8	0	17
as Pinch Hitter	.000	6	0	0	0	.086	35	3	0	1
as DH	—	—	—	—	—	.000	1	0	0	0

MARTINEZ' CAREER FIELDING

Position	PCT.	G	PO	A	E	TC	DP	PB
First Base	1.000	2	1	0	0	1	1	—
Second Base	.995	115	162	221	2	385	54	—
Third Base	.976	83	50	115	4	169	7	—
Shortstop	.963	80	79	155	9	243	40	—

CAREER TRANSACTIONS

- Signed with Kansas City as non-drafted free agent, Jan. 15, 1993.
- Traded to San Francisco as player to be named later in exchange for RHP Jamie Brewington, Dec. 9, 1996.
- Placed on Disabled List Aug. 21-Sept. 4, 1999 with left groin strain.

CAREER HIGHS

- **Most Hits:** 4, April 13, 2001 at Milwaukee
- **Most RBI:** 3 (5 times), last: Aug. 8, 2001 at Cincinnati
- **Most Home Runs:** 1 (16 times), last: Oct. 10, 2001 at Houston
- **Career Grand Slams:** None
- **Longest Hitting Streak:** 7 games (twice), last: June 26-July 3, 2001

Arturo McDowell

OUTFIELDER



Birthdate: September 7, 1979

2002 Opening Day Age: 22

Birthplace: Jackson, Mississippi

Resides: Jackson, Mississippi

Bats: Left **Throws:** Left **Height:** 6-1 **Weight:** 175

M.L. Service: None

How Obtained: Selected by Giants with 3rd pick (29th overall) in 1st round of June, 1998 draft.

Contract Status: Signed through 2002

CAREER...speedy 22-year old outfielder was placed on 40-man roster for 1st time after establishing career highs with .242 batting average and 103 hits for single-A San Jose in 2001...overall, has posted .225 batting average with 10 HRs and 139 RBI in 408 minor league games...one of organizations' top base stealers has swiped 104 bags in 156 attempts over his 4-year minor league career...

2001 SEASON...spent 3rd consecutive year at single-A level, 1st with San Jose...enjoyed his best minor league campaign, establishing career highs with .242 batting average in 118 games for Giants club that won California League title...led Cal League with career-high 11 triples...also rapped out 12 doubles with 1 HR and 31 RBI...collected career-high 103 hits, 4th most on club...stole 25 bases, tied for 4th amongst all Giants farmhands, while being caught just 14 times...had solid Cal League playoffs, hitting .300 (3-for-10) with HR and 2 RBI in 3 post-season contests...

2000...spent 2nd straight season at single-A Bakersfield...delivered career-highs in HRs (7) and RBI (53) while posting career-low .214 average in 122 games...career-best 38 stolen bases were 2nd in Giants organization behind teammate Carlos Valderrama's 54...was caught stealing just 13 times...also posted new career standards in games played (122), at-bats (453), runs scored (77) and walks (77)...hit .182 (2-for-11) in 3 games of California League playoffs...**1999**...was promoted to Bakersfield in 2nd professional season...posted .222 batting average with 2 HRs and 37 RBI...did not have professional home run entering season...28 stolen bases were 2nd on team and 5th in organization...however, was also caught stealing on 23 occasions...career-high 10 3Bs were most in Giants minor league system and tied for 4th in Cal League...**1998**...broke into professional ball with Salem-Keizer at age 19...hit .221 with 18 RBI and 13 stolen bases in 15 attempts...went 3-for-9 (.333) with 2B, 2 RBI and run scored in playoffs as Volcanoes captured Northwest League Championship with 3-game sweep over Boise...

PERSONAL...graduated from Forest Hills (MS) High School in 1998...single...

ARTURO JAMAAL MCDOWELL

Year	Club	AVG	G	AB	R	H	2B	3B	HR	RBI	SH	FP	BB	SO	SB	CS	E	
1998	Salem-Keizer	.221	47	172	32	38	3	2	0	18	3	0	4	29	46	13	2	2
1999	Bakersfield	.222	121	441	66	98	16	10	2	37	3	6	11	49	140	28	23	8
2000	Bakersfield	.214	122	453	77	97	13	4	7	53	7	6	6	77	129	38	13	3
2001	San Jose	.242	118	425	57	103	12	11	1	31	3	1	4	46	132	25	14	10
Minor Totals		.225	408	1491	232	336	44	27	10	139	16	13	25	201	447	104	52	23

CAREER TRANSACTIONS

- Selected by Giants with 3rd pick (29th overall) in 1st round of June, 1998 draft. Signed by Tom Korenek.

Juan Melo

INFILDER



Melo

Birthdate: November 10, 1976

2002 Opening Day Age: 25

Birthplace: Bani, Dominican Republic

Resides: Bani, Dominican Republic

Bats: Both **Throws:** Right **Height:** 6-3 **Weight:** 206

M.L. Service: 31 days

How Obtained: Acquired from New York Yankees in exchange for Wilson Delgado (IF), March 23, 2000.

Contract Status: Non-roster invitee

CAREER...25-year old infielder begins 3rd season in Giants organization after being acquired from New York Yankees prior to 2000 campaign...made Major League debut in 2000 with Giants...is career .284 hitter in 870 minor league games...was ranked among top-10 prospects in Padres organization by *Baseball America* on 4 different occasions...also spent short periods of time with Cincinnati, Toronto and Yankees organizations during 1999 and leading up to 2000...

2001 SEASON...spent 2nd full season with triple-A Fresno, hitting .312 with 46 runs, 22 2Bs, 4 3Bs, 9 HRs and 55 RBI in 100 games...batting average led Grizzlies, marked career high and was 4th-highest total in Giants' system...also ranked among club leaders in 3Bs (2nd), on-base percentage (2nd, .349) and hits (4th, 117)...played primarily at 2B, logging 94 games at position with .980 fielding percentage...also played 4 games at SS and 2 at 3B, committing just 9 errors overall...missed nearly month due to injury, landing on DL from June 18-July 17 after undergoing surgery on left hamate bone...played winter ball for Azucareros in Dominican Republic, hitting .310 with 7 HRs and 39 RBI in 49 games...

2000...in 1st year with Giants organization, earned Sept. promotion to big leagues, marking 1st career appearance at Major League level...had contract purchased from triple-A Fresno prior to Sept. 1 contest vs. Cubs...collected 1st ML hit and RBI Sept. 7 vs. Padres (both off Carlos Almanzar), after making ML debut Sept. 2 vs. Cubs...prior to call-up, spent entire season at Fresno...hit .295 (123-for-417) with 58 runs, 26 2Bs, 6 3Bs, 12 HRs, 50 RBI and 13 stolen bases in 123 games for Grizzlies...his batting average ranked 8th in Giants system...appeared in 74 games at SS (.961 fielding pct.) and 47 at 2B (.992)...was acquired during Spring Training (March 23) from New York Yankees in exchange for IF Wilson Delgado...following season, played for Escogido in Dominican Winter League...**1999**...played for 3 different organizations, being traded twice during season...prior to season, was named 9th best prospect in Padres organization by *Baseball America*...hit .201 in 45 games for San Diego's triple-A affiliate at Las Vegas...was traded to Toronto for player to be named later (RHP Isabel Giron), July 8...at triple-A Syracuse, hit .234 in 41 contests before being traded to Cincinnati for player to be named later (IF Jaime Goudie), Sept. 3...played in just 3 games for triple-A Indianapolis to conclude campaign...**1998**...spent 1st full season at triple-A level...hit .272 with 6 HRs and 47 RBI in 130 games for Las Vegas...ranked among team leaders in games (1st - 130), at-bats (2nd - 467), hits (3rd - 127), 2Bs (3rd - 26) and steals (3rd - 9)...posted career-best .965 fielding pct., committing just 21 errors in 127 games at shortstop...was tabbed 4th best prospect in SD organization by *Baseball America*...was ranked organization's best defensive infielder and best infield arm in *Baseball America's* Best Tools Survey...**1997**...hit .286 with 8 HRs and 73 RBI in 125 games between double-A Mobile and triple-A Las Vegas...was promoted to Las Vegas June 21, marking 1st appearance at triple-A level...however, appeared in just 12 contests for Stars...ranked 5th among all double-A shortstops with .287 average...**1996**...spent entire season with single-A Rancho Cucamonga...appeared in 128 of club's 140 games, establishing career-highs in batting average (.304), home runs (8) and RBI (75)...led Quakes in games played, at-bats (503), hits (153) and total bases (216)...his batting average was tops among all single-A shortstops and 4th among all minor leaguers at that position...hit .333 (4-for-12) with 2B and 2 RBI as Quakes dropped 3-game playoff series to Lake Elsinore...went 1-for-3 in California League-Carolina League All-Star Game...was added to Padres' 40-man roster November 20...**1995**...played for single-A Clinton of

Midwest League...tied for 1st among MWL shortstops in games played (32) and doubleplays (70)...named 8th best prospect in MWL by *Baseball America*...**1994**...began professional career at Rookie League Peoria...was named league co-MVP and was named to circuit's All-Star squad after hitting .283 with 15 RBI in 37 games...earned promotion to single-A Spokane prior to end of season...

PERSONAL...graduated from Colegio Redentor in Bani, Dominican Republic in 1993...signed by Ronquito Garcia and his father Juan Melo, Sr...father is scout for Padres in Dominican Republic...married (Andrea Villar, Feb. 14, 2000)...son (Robert)...

JUAN ESTEBAN MELO

Year	Club	AVG	G	AB	R	H	2B	3B	HR	RBI	SH	SF	HP	BB	SO	SB	CS	E
1994	Peoria	.283	37	145	20	41	3	3	0	15	0	1	6	10	36	3	2	13
	Spokane	.364	3	11	4	4	1	0	1	2	0	0	0	1	3	0	0	2
1995	Clinton	.282	134	479	65	135	32	1	5	46	5	2	5	33	88	12	10	47
1996	Rancho Cuc.	.304	128	503	75	153	27	6	8	75	0	1	10	22	102	6	8	26
1997	Mobile	.287	113	456	52	131	22	2	7	67	0	2	0	29	90	7	9	28
	Las Vegas	.271	12	48	6	13	4	0	1	6	0	1	1	1	10	0	0	3
1998	Las Vegas	.272	130	467	61	127	26	1	6	47	2	3	4	24	91	9	8	21
1999	Las Vegas	.201	45	169	17	34	3	2	2	13	0	0	2	7	34	1	1	8
	Syracuse	.234	41	141	21	33	9	1	3	13	0	1	1	10	31	8	4	6
	Indianapolis	.333	3	9	2	3	0	0	1	3	0	0	0	0	2	1	0	0
2000	Fresno	.295	123	417	58	123	26	6	12	50	4	1	3	35	89	13	13	14
	San Francisco	.077	11	13	0	1	0	0	0	1	0	0	0	0	5	0	0	0
2001	Fresno	.312	100	375	46	117	22	4	9	55	1	5	19	64	9	9	9	
Minor Totals		.284	870	3220	427	914	175	26	55	392	12	17	37	191	640	69	64	177
Major Totals		.077	11	13	0	1	0	0	0	1	0	0	0	0	5	0	0	0

MELO VS. 2002 OPPONENTS

	2001					CAREER				
	AVG	AB	H	HR	RBI	AVG	AB	H	HR	RBI
vs. Arizona	.000	—	—	—	—	.000	6	0	0	0
Atlanta	.000	—	—	—	—	.000	—	—	—	—
Chicago	.000	—	—	—	—	.000	2	0	0	0
Cincinnati	.000	—	—	—	—	.000	—	—	—	—
Colorado	.000	—	—	—	—	.000	—	—	—	—
Florida	.000	—	—	—	—	.000	—	—	—	—
Houston	.000	—	—	—	—	.000	1	0	0	0
Los Angeles	.000	—	—	—	—	.000	—	—	—	—
Milwaukee	.000	—	—	—	—	.000	—	—	—	—
Montreal	.000	—	—	—	—	.000	—	—	—	—
New York	.000	—	—	—	—	.000	—	—	—	—
Philadelphia	.000	—	—	—	—	.000	1	0	0	0
Pittsburgh	.000	—	—	—	—	.000	—	—	—	—
St. Louis	.000	—	—	—	—	.000	—	—	—	—
San Diego	.333	—	—	—	—	.333	3	1	0	1
San Francisco	.000	—	—	—	—	.000	—	—	—	—
Baltimore	.000	—	—	—	—	.000	—	—	—	—
New York (AL)	.000	—	—	—	—	.000	—	—	—	—
Oakland	.000	—	—	—	—	.000	—	—	—	—
Tampa Bay	.000	—	—	—	—	.000	—	—	—	—
Toronto	.000	—	—	—	—	.000	—	—	—	—
Interleague	.000	—	—	—	—	.000	—	—	—	—

MELO'S CAREER IN BALLPARKS

	AVG	AB	H	HR	RBI		AVG	AB	H	HR	RBI
at Bank One	.000	1	0	0	0	at Veterans	.000	—	—	—	—
Turner	.000	—	—	—	—	PNC	.000	—	—	—	—
Wrigley	.000	—	—	—	—	Busch	.000	—	—	—	—
Cinergy	.000	—	—	—	—	Qualcomm	.000	1	0	0	0
Coors	.000	—	—	—	—	Pacific Bell	.100	10	1	0	1
Pro Player	.000	—	—	—	—	Camden	.000	—	—	—	—
Enron	.000	1	0	0	0	Yankee	.000	—	—	—	—
Dodger	.000	—	—	—	—	Net. Assoc.	.000	—	—	—	—
Miller	.000	—	—	—	—	Tropicana	.000	—	—	—	—
Olympic	.000	—	—	—	—	SkyDome	.000	—	—	—	—
Shea	.000	—	—	—	—						

MELO BY MONTH

		2001					CAREER				
		AVG	AB	H	HR	RBI	AVG	AB	H	HR	RBI
In	March/April	—	—	—	—	—	—	—	—	—	—
	May	—	—	—	—	—	—	—	—	—	—
	June	—	—	—	—	—	—	—	—	—	—
	July	—	—	—	—	—	—	—	—	—	—
	August	—	—	—	—	—	—	—	—	—	—
	Sept./Oct.	—	—	—	—	—	.077	13	1	0	1
	Before ASB	—	—	—	—	—	—	—	—	—	—
	After ASB	—	—	—	—	—	.077	13	1	0	1

MELO'S STATISTICAL BREAKDOWN

		2001					CAREER				
		AVG	AB	H	HR	RBI	AVG	AB	H	HR	RBI
	Home	—	—	—	—	—	.100	10	1	0	1
	Road	—	—	—	—	—	.000	3	0	0	0
	Day	—	—	—	—	—	.000	10	0	0	0
	Night	—	—	—	—	—	.333	3	1	0	1
	Grass	—	—	—	—	—	.077	13	1	0	1
	Turf	—	—	—	—	—	—	—	—	—	—
	vs. LHP	—	—	—	—	—	.000	3	0	0	0
	vs. RHP	—	—	—	—	—	.100	10	1	0	1
	RISP	—	—	—	—	—	.250	4	1	0	1
	Bases Loaded	—	—	—	—	—	—	—	—	—	—
	as Pinch Hitter	—	—	—	—	—	.000	4	0	0	0
	as DH	—	—	—	—	—	—	—	—	—	—

MELO'S CAREER FIELDING

Position	PCT.	G	PO	A	E	TC	DP	PB
Second Base	1.000	6	3	4	0	7	0	—

CAREER TRANSACTIONS

- Signed by San Diego as non-drafted free agent June 15, 1993.
- Acquired by Toronto in exchange for player to be named later (RHP Isabel Giron) July 8, 1999.
- Acquired by Cincinnati in exchange for player to be named later (IF Jaime Goudie) Sept. 3, 1999.
- Signed with New York Yankees as minor league free agent Jan. 14, 2000.
- Acquired by San Francisco in exchange for IF Wilson Delgado March 23, 2000.

CAREER HIGHS

- **Most Hits:** 1, Sept. 7, 2000 vs. San Diego
- **Most RBI:** 1, Sept. 7, 2000 vs. San Diego
- **Most Home Runs:** No career home runs
- **Career Grand Slams:** None
- **Longest Hitting Streak:** 1 game, Sept. 7, 2000

Damon Minor

FIRST BASEMAN



Birthdate: January 5, 1974

2002 Opening Day Age: 28

Birthplace: Canton, Ohio

Resides: Edmond, Oklahoma

Bats: Left **Throws:** Left **Height:** 6-7 **Weight:** 230

M.L. Service: 90 days

How Obtained: Giants' #12 selection in June 1996 draft.

Contract Status: Signed through 2002

CAREER...power-hitting 1st baseman has spent brief stints with SF in each of last 2 seasons, while appearing on Giants' 40-man roster since 1998...has clubbed 138 home runs in 6 minor league campaigns, including 54 over last 2 seasons with triple-A Fresno...has finished among SF farmhand leaders in home runs in each of past 5 seasons, while being amongst RBI leaders in 4 of past 5 years...his 126 home runs and 446 RBI totals over last 5 seasons are highest in Giants minor league system over that period...slugged pinch-hit home run Sept. 10, 2000 off SD's Todd Erdos for 1st ML hit, HR and RBI...became 1st Giant since Armando Rios (Sept. 4, 1998 at LA) to homer for 1st hit (both were in pinch hitting roles)...his twin brother, Ryan, played for Baltimore Orioles and was starting 3B Sept. 20, 1998 when Cal Ripken, Jr. snapped his consecutive games played streak at 2,632 games...Ryan was traded to Montreal in offseason prior to 2001 campaign...along with Ryan, they became 359th set of brothers to play in big leagues...

2001 SEASON...again excelled at triple-A level, but struggled during 3 different tours of duty with SF...hit triple-A pitching to tune of .308 avg. (125-for-406) with 24 HRs and 71 RBI...was 5th amongst all Giants farmhands in batting avg. and 4th in HRs...however, was just 7-for-45 (.156) with 3 RBI in 19 ML games, including 0-for-21 spell to conclude campaign...actually began year on Major League DL, having been on list from March 28-April 9 due to left patella tendinitis...suffered ailment in 1st and only game during spring training, as he injured knee running bases after singling...was recalled June 24 to take place of disabled J.T. Snow and later optioned July 5 when club acquired Brian Boehringer...appeared in all 10 games during stay with big club (9 starts, all at 1B), hitting safely in 5...however, was 0-for-9 in last 3 games...collected pair of multi-hit efforts in 1st 3 starts, going 2-for-3 with RBI June 24 at St. Louis and 2-for-5 June 26 vs. LA...produced game-winning hit June 29 vs. Cardinals, 2-out RBI-1B in 8th inning to snap 2-2 tie...was recalled briefly July 27-Aug. 1, but did not play...earned Fresno Player of Month accolades for August after hitting robust .373 (.41-for-110) with 8 HRs and 24 RBI in 29 games...recalled to SF for final time Sept. 1 and went 0-for-12 in 9 games (2 starts)...

2000...appeared on ML roster for 1st time after being recalled from triple-A Fresno Sept. 1...slugged 3 home runs in just 9 Major League at-bats...hammered his 3rd homer Sept. 30 in Arizona, drilling pinch solo blast with 2 outs in 8th inning to snap Gerald Guzman's shutout bid and tie game at 1-1...marked 2nd pinch clout and 2nd homer overall off Guzman...his previous pinch homer was 3-run shot Sept. 10 off SD's Todd Erdos for 1st ML hit, HR and RBI...added 2nd ML blast Sept. 23 in 1st game of doubleheader vs. Diamondbacks, drilling 2-run shot off Guzman...began season at Fresno, marking 1st appearance at triple-A level...ranked 3rd in Pacific Coast League with career-high 106 RBI, while hitting .290 (140-for-482) with 84 runs, 27 2Bs and 30 HRs...was 2nd among Giants farmhands in HRs and RBI, while finishing 9th in avg...earned Fresno's Player of Month honors in April and July...was named PCL Player of Week by Howe Sportsdata Aug. 21-27...**1999**...posted impressive offensive numbers, spending entire season at double-A Shreveport...led Captains in batting average (.273), 2Bs (33), HR (20), RBI (82), walks (80) and games played (136)...his 129 hits were 2nd on club while 76 runs scored also ranked 2nd...his RBI total ranked 3rd among all Giants minor leaguers...earned Shreveport's Player of Month honors in May and July...was named Texas League Player of Week by Howe Sportsdata for week ending May 23...went 9-for-16 (.563) with 4 2Bs, 2 HR, 7 RBI and 3 runs scored in 6 games during award-winning week...was named 1999 Harry S. Jordan Award winner for best 1st-year player in Major League Spring Training...award...

which is voted on by teammates, is named in honor of longtime Giants minor league trainer and is given in recognition of player whose performance and dedication in Spring Training best exemplifies San Francisco Giants spirit...following season, played with Mochis in Mexican Winter League... **1998**...split season between Shreveport and single-A San Jose...tied for 3rd in SF organization with 21 home runs, while tying for 3rd with 88 RBI...was transferred to San Jose July 11...found his stroke, hitting .284 (50-for-176) with 10 2Bs, 3B, 7 HRs and 36 RBI in 48 contests...fashioned .295 average (23-for-78) with 3 HRs and 10 RBI in 20 contests for San Jose in July...led SJ with 8 RBI in 9 California League post-season contests, hitting 294 (10-for-34) with 2 2Bs and HR... **1997**...posted his finest season with single-A Bakersfield, establishing career-highs in average (.289), games (140), runs (98), 2Bs (34), and HRs (31)...earned both in-season and post-season California League honors...his HR and RBI totals were good enough for 2nd and 4th, respectively, among Giants minor leaguers...finished 2nd on club in roundtrippers to Mike Glendenning's 33, while logging 4th highest total in California League...also ranked among league leaders in games (1st), walks (2nd), total bases (283, 3rd), extra-base hits (66, T3rd) and runs (5th)...joined Glendenning to become 1st pair of Bakersfield teammates to hit 30-or-more home runs in same season since 1954...their 123 combined clouts was 3rd highest total in Blaze's 51-year history...was organization's Player of Month for April, when he led minor leagues with 11 HRs and was 2nd in country with 32 RBI... **1996**...opened his professional career at rookie-league Bellingham...tied for team lead with 12 HRs, while leading Giants with 55 RBI...

PERSONAL...graduated from Hammon (OK) High School in 1992...attended University of Oklahoma, where he was member of 1994 NCAA Champion Sooner baseball team...was teammate of Giants pitcher Russ Ortiz at OU...married (Allison Koontz, June 28, 2000)...

DAMON REED MINOR

Year	Club	AVG	G	AB	R	H	2B	3B	HR	RBI	SH	SF	HP	BB	SO	SB	CS	E
1996	Bellingham	.242	75	269	44	65	11	1	12	55	1	1	5	47	86	0	2	5
1997	Bakersfield	.289	140	532	98	154	34	1	31	99	0	5	5	87	143	2	1	22
1998	Shreveport	.239	81	289	39	69	11	1	14	52	0	2	6	30	51	1	0	8
	San Jose	.284	48	176	26	50	10	1	7	36	0	1	2	28	40	0	1	6
1999	Shreveport	.273	136	473	76	129	33	4	20	82	0	3	8	80	115	1	0	9
2000	Fresno	.290	133	482	84	140	27	1	30	106	0	9	1	87	97	0	0	11
	San Francisco	.444	10	9	3	4	0	0	3	6	0	0	0	2	1	0	0	0
2001	Fresno	.308	112	406	74	125	22	3	24	71	0	3	5	44	83	1	1	11
	San Francisco	.156	19	45	3	7	1	0	0	3	0	0	0	3	8	0	0	1
Minor Totals		.279	725	2627	254	732	148	12	138	501	1	24	32	403	615	5	5	72
M.L. Totals		.204	29	54	6	11	1	0	3	9	0	0	0	5	9	0	0	1

MINOR VS. 2002 OPPONENTS

	2001					CAREER				
	AVG	AB	H	HR	RBI	AVG	AB	H	HR	RBI
vs. Arizona	.000	2	0	0	0	.333	6	2	2	3
Atlanta	—	—	—	—	—	—	—	—	—	—
Chicago	—	—	—	—	—	.000	1	0	0	0
Cincinnati	—	—	—	—	—	.000	0	0	0	0
Colorado	.000	1	0	0	0	.000	1	0	0	0
Florida	—	—	—	—	—	—	—	—	—	—
Houston	.000	1	0	0	0	.000	1	0	0	0
Los Angeles	.111	27	3	0	1	.111	27	3	0	1
Milwaukee	—	—	—	—	—	—	—	—	—	—
Montreal	—	—	—	—	—	—	—	—	—	—
New York	—	—	—	—	—	—	—	—	—	—
Philadelphia	—	—	—	—	—	—	—	—	—	—
Pittsburgh	—	—	—	—	—	—	—	—	—	—
St. Louis	.333	12	4	0	2	.333	12	4	0	2
San Diego	.000	2	0	0	0	.333	6	2	1	3
San Francisco	—	—	—	—	—	—	—	—	—	—
Baltimore	—	—	—	—	—	—	—	—	—	—
New York (AL)	—	—	—	—	—	—	—	—	—	—
Oakland	—	—	—	—	—	—	—	—	—	—
Tampa Bay	—	—	—	—	—	—	—	—	—	—
Toronto	—	—	—	—	—	—	—	—	—	—
Interleague	—	—	—	—	—	—	—	—	—	—

MINOR'S CAREER IN BALLPARKS

		AVG	AB	H	HR	RBI			AVG	AB	H	HR	RBI
at	Bank One	1.000	1	1	1	1	at	Veterans	—	—	—	—	—
	Turner	—	—	—	—	—		PNC	—	—	—	—	—
	Wrigley	—	—	—	—	—		Busch	.667	3	2	0	1
	Cinergy	—	—	—	—	—		Qualcomm	.500	2	1	0	0
	Coors	.000	1	0	0	0		Pacific Bell	.184	38	7	2	7
	Pro Player	—	—	—	—	—		Camden	—	—	—	—	—
	Enron	—	—	—	—	—		Yankee	—	—	—	—	—
	Dodger	.000	9	0	0	0		Net. Assoc.	—	—	—	—	—
	Miller	—	—	—	—	—		Tropicana	—	—	—	—	—
	Olympic	—	—	—	—	—		SkyDome	—	—	—	—	—
	Shea	—	—	—	—	—			—	—	—	—	—

MINOR BY MONTH

		2001					CAREER				
		AVG	AB	H	HR	RBI	AVG	AB	H	HR	RBI
In	March/April	—	—	—	—	—	—	—	—	—	—
	May	—	—	—	—	—	—	—	—	—	—
	June	.273	22	6	0	3	.273	22	6	0	3
	July	.091	11	1	0	0	.091	11	1	0	0
	August	—	—	—	—	—	—	—	—	—	—
	Sept./Oct.	.000	12	0	0	0	.190	21	4	3	6
	Before ASB	.212	33	7	0	3	.212	33	7	0	3
	After ASB	.000	12	0	0	0	.190	21	4	3	6

MINOR'S STATISTICAL BREAKDOWN

		2001					CAREER				
		AVG	AB	H	HR	RBI	AVG	AB	H	HR	RBI
Home		.161	31	5	0	2	.211	38	7	2	7
Road		.143	14	2	0	1	.250	16	4	1	2
Day		.118	17	2	0	0	.182	22	4	2	5
Night		.179	28	5	0	3	.219	32	7	1	4
Grass		.156	45	7	0	3	.204	54	11	3	9
Turf		—	—	—	—	—	—	—	—	—	—
vs.LHP		.000	2	0	0	0	.000	2	0	0	0
vs.RHP		.163	43	7	0	3	.444	9	4	3	6
RISP		.375	8	3	0	3	.400	10	4	1	6
Bases Loaded		.000	1	0	0	0	.000	1	0	0	0
as Pinch Hitter		.000	7	0	0	0	.214	14	3	2	4
as DH		—	—	—	—	—	—	—	—	—	—

MINOR'S CAREER FIELDING

Position	PCT.	G	PO	A	E	TC	DP	PB
First Base	.990	15	91	4	1	96	4	—

CAREER TRANSACTIONS

- Selected by San Francisco in 12th round of June 1996 draft. Signed by Mike Keenan.
- Placed on Disabled List March 28-April 9, 2001 with left patella tendinitis.

CAREER HIGHS

- Most Hits:** 2 (twice), last: June 26, 2001 vs. Los Angeles
- Most RBI:** 3, Sept. 10, 2000 vs. San Diego
- Most Home Runs:** 1 (3 times), last: Sept. 30, 2000 at Arizona
- Career Grand Slams:** None
- Longest Hitting Streak:** 3 games, June 26-29, 2001

Calvin Murray

OUTFIELDER



Birthdate: July 30, 1971

2002 Opening Day Age: 30

Birthplace: Dallas, Texas

Resides: Spring, Texas

Bats: Right **Throws:** Right **Height:** 5-11 **Weight:** 184

M.L. Service: 2 years, 8 days

How Obtained: Giants' #1 selection (7th overall pick) in June 1992 draft.

Contract Status: Signed through 2002

CAREER...former 1st round pick became starter for 1st time in 2001 after spending 1st full season in Major Leagues in 2000...had spent 7-plus seasons in Giants' minor league system...made big league debut in 1999 after showing great perseverance over previous seasons...was named Pacific Coast League Player of Year in 1999...stole 268 bases in 920 minor league games...played on 1992 U.S. Olympic team in Barcelona Games...his .414 avg. (12-for-29) tied for 8th highest mark during Olympic Games...was 2-time 1st round pick after being selected by Cleveland with 11th overall pick in 1989 draft...

2001 SEASON...had roller coaster campaign, going from ML roster to triple-A to Giants' starting CF and lead-off hitter before ending season in platoon role with Marvin Benard...as starter for 1st time in career, established career highs in nearly every offensive category, including ABs (326), runs (54), hits (80), 2Bs (14), HRs (6) and RBI (25)...began year with SF before being optioned to triple-A Fresno April 19...took over CF job upon recall from Grizzlies, securing position over final 5 weeks of play before All-Star Break...carried .293 avg. (41-for-140) with 4 HRs and 16 RBI into ASB...however, slumped to .210 (39-for-186) with 26 runs, 2 HRs and 9 RBI in 63 games during 2nd Half...overall, started 73 of 109 games (all in CF) following June 1 recall...one constant in 106 games played was highlight reel-caliber defense, numerous times making diving or long-running catches to rob opposing hitters...was 2-for-5 (.400) with HR and 4 RBI in 8 games (1 start) in 1st 2001 ML tour of duty, before being optioned April 19 as Giants increased staff from 10 pitchers to 11...slugged 2nd career pinch homer April 5 vs. Padres, breaking open 4-2 contest with 3-run blast in 7th inning (off Dave Maurer)...started 30 of 35 games (all in CF) from time of recall to end of 1st Half, going 39-for-135 (.289) with 24 runs, 3 HRs and 12 RBI...went 29-for-88 (.330) over last 22 games prior to ASB, including career-best 10-game hitting streak June 16-25 (17-for-43, .395)...had career-best 4 hits June 20 in SD, finishing 4-for-5 with 3 runs, 3B, HR and 2 RBI...clubbed 4th HR July 1 vs. St. Louis, 3-run shot in 2nd inning (off Andy Benes) which proved game winner in 5-4 SF triumph...was 21-for-59 (.356) over 19-game stretch (13 starts) July 23-Aug. 14...avg. stood at .288 on Aug. 17, however, he hit just .140 (13-for-93) over his final 34 contests, including 0-for-21 slide Aug. 29-Sept. 6...

2000...logged 1st full season in majors, appearing in 108 games...made 40 starts (all in CF), hitting safely in 24 games while going 38-for-154 (.247) with 24 runs, 9 2Bs, 3B, HR, 16 RBI and 23 walks...went 3-for-8 as pinch hitter with HR and 5 RBI...went 9-for-12 in stolen base attempts...belted 1st career grand slam Oct. 1 in season finale at Arizona...blast off Randy Johnson capped 6-run inning and spotted SF to 9-4 lead in eventual 11-4 triumph...clout was just 2nd HR of career and 1st since April 13 vs. Los Angeles, snapping 180 at-bat homerless streak...4-RBI effort in season finale was also career-high...caught final out of Giants' 8-7 victory over Arizona Sept. 21 to clinch NL West title...after entering game in top of 9th inning as defensive replacement, hauled in warning track fly ball by Jay Bell with 2-out and tying run on 2nd base to spark celebration at Pacific Bell Park...hammered his 1st career home run April 13 vs. Dodgers, 2-run blast in 7th inning (off Onan Masaoka)...clout came as pinch hitter, as he batted for Barry Bonds with Giants trailing 11-3...was 1st pinch-hit HR ever at Pacific Bell Park...had 2-steal game June 28 at Colorado...registered 3-hit games in 3 of his 1st 4 starts (April 6 at FLA, April 14 at AZ and April 18 at CIN)...made 1st Opening Day roster in 8th year of professional baseball, 2nd season in majors (both with Giants)...played in

3 games of NLDS vs. Mets, going 1-for-5... **1999**...was named Pacific Coast League Player of Year and earned 1st career promotion to majors...made 2 stints on San Francisco roster, after having been in Giants' minor league system since being club's 1st round pick (7th overall) in 1992 draft...was originally recalled from triple-A Fresno prior to June 22 contest vs. Milwaukee, taking roster spot of injured Armando Rios...made Major League debut that day, lining out as pinch hitter...appeared in only 2 games during 1st stint, going 0-for-2 in pair of PH opportunities prior to returning to Fresno June 25...received 2nd call-up Aug. 31 when Stan Javier was traded to Houston...remained with SF for remainder of campaign...picked up his 1st Major League hit Sept. 3 at Pittsburgh, 2-run double off Pirates' Marc Wilkins in 9th inning...overall, went 5-for-19 (.263) in 15 games with big club...had 1st career 2-hit game in season finale Oct. 3 at Colorado...finished afternoon 2-for-2 with RBI and 1st career stolen base...had breakthrough year for Grizzlies, earning PCL's highest honor...hit .334 (183-for-548) with 31 2Bs, 7 3Bs, 23 HR, 73 RBI, 122 runs scored and 42 steals in 130 games at Fresno...ranked among league leaders in average (2nd), steals (1st), hits (1st) and runs scored (1st)...stolen base total was tops in Giants organization, while he also ranked 2nd in batting average and tied for 4th in homers...was named Fresno Player of Month 3 straight times, taking honors in May (with OF Felipe Crespo), June and July (with RHP Joe Nathan)...was also named Pacific Coast League Player of Week by Howe SportsData for week ending Aug. 8...hit .583 (14-for-24) with 4 2Bs, 3 HR, 11 RBI and 6 runs scored that week... **1998**...split season between Fresno and double-A Shreveport...logged combined .293 average (125-for-427) and 11 HRs...finished 2nd in organization with 37 stolen bases while his batting average was 9th...tied for 2nd in Texas League with 34 thefts, while his .418 on-base pct. was good enough for 2nd in circuit...started campaign at Fresno, but got off to slow start over his 1st 25 games...hit .167 (11-for-66) with 3B, 2 HRs and 3 RBI for Grizzlies before being sent to Shreveport May 23...turned his season around upon his arrival with Captains...led club with 63 runs scored and 34 stolen bases while hitting .309 (104-for-337) with 22 2Bs, 5 3Bs, 8 HRs and 39 RBI in 88 games...had his finest month of campaign in July, hitting .364 (40-for-110) with 26 runs scored, 11 2Bs, 4 3Bs, 2 HRs, 20 RBI and 14 stolen bases while sharing Player of Month honors with Scott Linebrink...returned to Fresno Sept. 1 and hit .417 (10-for-24) with HR and 2 RBI in 7 games for Grizzlies...hit .200 (4-for-20) with 2B and RBI in 5 PCL playoff games... **1997**...logged entire year at Shreveport...52 stolen bases led Texas League and were 2nd among organizational leaders...was named Howe Sportsdata Player of Week for Texas League Aug. 25-31, when he hit .360 (9-for-25) with 10 runs scored, 5 2Bs, HR, 7 RBI and 3 stolen bases...appeared in 7 TL playoff games, hitting .240 (6-for-25) with HR and RBI... **1996**...split time between Shreveport and triple-A Phoenix...in 50 games for Captains, hit .260 (44-for-169) with 32 runs scored and 7 HRs...was tabbed Howe SportsData Player of Week for Texas League April 29-May 5...earned mid-season promotion to Phoenix May 28, where he appeared in 83 games...played in 10 Pacific Coast League playoff games for Phoenix, hitting .200 (2-for-10)... **1995**...opened season at Phoenix, but spent majority of year at Shreveport...homed in his 1st at-bat of year April 6 vs. Las Vegas...was hitting .180 (9-for-50) with 4 HRs and 10 RBI after 13 games when he was sent to Shreveport...hit .236 with 77 runs scored and 26 stolen bases for Captains, who had winningest record in all of minor league baseball... **1994**...logged full year at Shreveport...stole 33 bases to lead organization...his base theft total was tied for 2nd highest total in Texas League, while he ranked 3rd in games (129) and 4th in at-bats (480)... **1993**...went to Spring Training with Major League club and impressed enough to be sent to Shreveport to begin professional career...was hitting only .188 with 6 RBI after 37 games...was assigned to San Jose May 25...hit .281 for San Jose and paced club with 24 2Bs...had 9 HRs, 3rd highest total on club...earned Sept. 2 promotion to Phoenix, where he hit .316 with 2B, 3B and 4 runs...80 runs scored were 4th best total in minor league chain...led organization with 55 stolen bases (42 at SJ, 12 at Shreveport and 1 at Phoenix)...played for Scottsdale in Arizona Fall League following regular season...hit .211 with 15 runs, 4 2Bs, 2 3Bs, 7 RBI and 5 SBs...

A GIANT IN THE COMMUNITY...during 2001 season, participated in baseball game with 25 at-risk youth from around Bay Area who are involved with YMCA Building Futures program...involved in Breaking Barriers program, which promotes 9 values of Jackie Robinson...participated in Giants Wives' post-game auction and clinic to raise money for Junior Giants and Comfort for Kids, which provides specialized care to children throughout Bay Area who are facing a life-threatening illness...participates in Giants Rewards and Kids Club programs...lends his time to Giants' off-season Care-A-Van, visiting youth groups, schools and hospitals through Northern and Central California...

PERSONAL...graduated from W.T. White (Dallas, TX) High School in 1989...attended University of Texas, where he played 3 years...finished with career average of .311 with 197 runs scored, 44 doubles, 14 triples, 8 home runs, 139 stolen bases, 127 walks and 123 strikeouts in 195 games...earned 1st team All-America honors by both *Baseball America* and American Baseball Coaches Association and 2nd team All-America accolades by *Collegiate Baseball*...holds Southwest

Conference career (139) and season (49 in 1990) stolen base records... helped Longhorns reach 1991 College World Series... brother, Kevin, played football at Texas A&M University... married (Kelli Nichols, Nov. 30, 1996)... daughter (Carly Nicole, July 18, 2001)...

CALVIN DUANE MURRAY

Year	Club	AVG	G	AB	R	H	2B	3B	HR	RBI	SH	SF	HP	BB	SO	SB	CS	E
1993	San Jose	.281	85	345	61	97	24	1	9	42	3	1	2	40	63	42	6	2
	Shreveport	.188	37	138	15	26	6	0	0	6	2	0	4	14	29	12	10	2
	Phoenix	.316	5	19	4	6	1	1	0	0	0	0	0	2	5	1	1	2
1994	San Jose	.231	129	480	67	111	19	5	2	35	8	4	5	47	81	33	13	3
1995	Phoenix	.180	13	50	8	9	1	0	4	10	1	1	0	4	6	2	20	0
	Shreveport	.236	110	441	77	104	17	3	2	29	5	1	3	59	70	26	10	2
1996	Shreveport	.260	50	169	32	44	7	0	7	24	3	4	1	25	33	6	5	3
	Phoenix	.244	83	311	50	76	16	6	3	28	5	1	3	43	60	12	6	2
1997	Shreveport	.272	122	419	83	114	25	3	10	56	1	2	4	66	73	52	6	5
1998	Fresno	.233	33	90	16	21	3	1	3	5	1	0	0	12	18	3	1	0
	Shreveport	.309	88	337	63	104	22	5	8	39	1	0	5	58	45	34	15	7
1999	Fresno	.334	130	548	122	183	31	7	23	73	4	4	3	49	88	42	14	6
	San Francisco	.263	15	19	1	5	2	0	0	5	0	0	0	2	4	1	0	0
2000	San Francisco	.242	108	194	35	47	12	1	2	22	2	1	3	29	33	9	3	3
2001	San Francisco	.245	106	326	54	80	14	2	6	25	3	0	3	32	57	8	8	5
	Fresno	.261	35	138	17	36	6	1	4	12	0	1	1	12	33	3	3	2
Minor Totals		.274	920	3395	615	931	178	33	75	359	34	17	31	431	604	268	110	36
M.L. Totals		.245	229	539	90	132	28	3	8	52	5	1	6	63	94	18	11	8

DIVISION SERIES RECORD

Year	Club	AVG	G	AB	R	H	2B	3B	HR	RBI	SH	SF	HP	BB	SO	SB	CS	E
2000	SF vs. NY	.200	3	5	0	1	0	0	0	0	0	0	0	0	3	0	0	0

MURRAY VS. 2002 OPPONENTS

	2001					CAREER				
	AVG	AB	H	HR	RBI	AVG	AB	H	HR	RBI
vs. Arizona	.118	34	4	0	1	.170	53	9	1	5
Atlanta	.000	8	0	0	0	.083	24	2	0	0
Chicago	.200	5	1	0	0	.273	11	3	0	1
Cincinnati	.300	10	3	0	0	.360	25	9	0	3
Colorado	.242	33	8	1	1	.263	57	15	1	5
Florida	.600	5	3	0	1	.667	9	6	0	1
Houston	.167	12	2	0	1	.125	16	2	0	1
Los Angeles	.205	44	9	0	1	.232	56	13	1	5
Milwaukee	.300	10	3	0	0	.200	30	6	0	2
Montreal	.222	9	2	0	1	.235	17	4	0	1
New York	.000	6	0	0	0	.185	27	5	0	1
Philadelphia	.500	6	3	0	0	.316	19	6	0	1
Pittsburgh	.308	13	4	0	0	.217	23	5	0	3
St. Louis	.423	26	11	1	8	.389	36	14	1	8
San Diego	.340	47	16	3	8	.351	57	20	3	8
San Francisco	—	—	—	—	—	—	—	—	—	—
Baltimore	—	—	—	—	—	—	—	—	—	—
New York (AL)	—	—	—	—	—	—	—	—	—	—
Oakland	.222	18	4	0	2	.148	27	4	0	2
Tampa Bay	—	—	—	—	—	—	—	—	—	—
Toronto	—	—	—	—	—	—	—	—	—	—
Interleague	.190	58	11	1	5	.165	79	13	1	7

MURRAY'S CAREER IN BALLPARKS

	AVG	AB	H	HR	RBI		AVG	AB	H	HR	RBI
at Bank One	.208	24	5	1	5	at Veterans	.333	9	3	0	1
Turner	.083	12	1	0	0	PNC	—	—	—	—	—
Wrigley	.200	5	1	0	0	Busch	.444	18	8	0	4
Cinergy	.350	20	7	0	1	Qualcomm	.400	35	14	2	5
Coors	.317	41	13	1	3	Pacific Bell	.233	223	52	4	20
Pro Player	.750	4	3	0	0	Camden	—	—	—	—	—
Enron	.200	10	2	0	1	Yankee	—	—	—	—	—
Dodger	.242	33	8	0	3	Net. Assoc.	.133	15	2	0	1
Miller	—	—	—	—	—	Tropicana	—	—	—	—	—
Olympic	.154	13	2	0	1	SkyDome	—	—	—	—	—
Shea	.071	14	1	0	0						

MURRAY BY MONTH

	2001					CAREER				
	AVG	AB	H	HR	RBI	AVG	AB	H	HR	RBI
In March/April	.400	5	2	1	4	.394	33	13	2	7
May	—	—	—	—	—	.279	43	12	0	4
June	.288	104	30	2	8	.259	135	35	2	12
July	.244	90	22	2	7	.231	121	28	2	10
August	.232	69	16	0	3	.198	111	22	0	6
Sept./Oct.	.172	58	10	1	3	.229	96	22	2	13
Before ASB	.293	140	41	4	16	.283	258	73	5	29
After ASB	.210	186	39	2	9	.210	281	59	3	23

MURRAY'S STATISTICAL BREAKDOWN

	2001					CAREER				
	AVG	AB	H	HR	RBI	AVG	AB	H	HR	RBI
Home	.214	140	30	3	10	.229	231	53	4	20
Road	.269	186	50	3	15	.256	308	79	4	32
Day	.236	106	25	2	7	.230	217	50	3	22
Night	.250	220	55	4	18	.255	322	82	5	30
Grass	.246	317	78	6	24	.244	501	122	8	47
Turf	.222	9	2	0	1	.263	38	10	0	5
vs.LHP	.238	84	20	1	6	.251	211	53	3	16
vs.RHP	.248	242	60	5	19	.241	328	79	5	26
RISP	.278	72	20	3	17	.290	124	36	4	37
Bases Loaded	.143	7	1	0	1	.286	14	4	1	7
as Pinch Hitter	.500	4	2	1	4	.316	19	6	2	11
as DH	—	—	—	—	—	—	—	—	—	—

MURRAY'S CAREER FIELDING

Position	PCT.	G	PO	A	E	TC	DP	PB
Outfield	.980	219	381	6	8	395	2	—

CAREER TRANSACTIONS

- Selected by Cleveland in 1st round (11th overall pick) of June 1989 draft.
- Selected by San Francisco in 1st round (7th overall pick) of June 1992 draft. Signed by Tom Korenec.

CAREER HIGHS

- **Most Hits:** 4, June 20, 2001 at San Diego
- **Most RBI:** 4, Oct. 1, 2000 at Arizona
- **Most Home Runs:** 1 (8 times), last: Sept. 22, 2001 at San Diego
- **Career Grand Slams:** 1, Oct. 1, 2000 at Arizona (off Randy Johnson)
- **Longest Hitting Streak:** 10 games, June 14-25, 2001

Joe Nathan

RIGHT-HANDED PITCHER

Nathan



Birthdate: November 22, 1974

2002 Opening Day Age: 27

Birthplace: Houston, Texas

Resides: Tempe, Arizona

Bats: Right **Throws:** Right **Height:** 6-4 **Weight:** 205

M.L. Service: 1 year, 93 days

How Obtained: Giants' #6 selection in June 1995 draft.

Contract Status: Signed through 2002

CAREER...young, hard-throwing right-hander spent 2001 campaign in minor leagues, battling back from shoulder surgery...underwent arthroscopic surgery on right shoulder immediately following 2000 regular season (Oct. 2)...procedure was performed by Dr. Lewis Yocum in Los Angeles...owns 12-5 mark with 4.60 ERA (83er, 162.1ip) in 29 Major League starts...is 10-4 with 4.69 ERA (73er, 140.0ip) in his last 25 Major League starts, dating back to final 10 assignments of 1999...during stretch, has limited opponents to .245 batting avg. (130-for-531)...has yielded 3 earned runs-or-less in 19 of his 29 career starts (65.6%)...has logged 6.0-or-more innings in 18 of his 29 career starts (62.1%)...in 10 career relief appearances, is 0-1 with save and 5.24 ERA (13er, 22.1ip)...burst onto Major League scene in 1999, going 7-4 with Giants to become 1st SF rookie to win more than 4 games in debut campaign since Osvaldo Fernandez went 7-13 in 1996...has made meteoric rise through organization since conversion from shortstop to pitcher in 1997...after disappointing tenure as SS, quit baseball in 1996 to finish college degree at SUNY Stony Brook...returned to Giants following year as pitcher and was tabbed as 7th best prospect in California League by *Baseball America* in 1998...was originally Giants' 6th pick in 1995 draft...

2001 SEASON...spent 1st full season back in minors since 1998...split campaign between triple-A Fresno and double-A Shreveport as he battled back from shoulder surgery following 2000 campaign...combined to go just 3-12 with 7.29 ERA (88er, 108.2ip) in 31 games (17 starts)...struggled as starter with both clubs before posting 2.70 ERA (8er, 26.2ip) in his last 14 outings of year out of bullpen with Shreveport...was 1-9 with 8.78 mark (80er, 82.0ip) in his 17 starting assignments on campaign...was optioned to Fresno March 26...struggled during his stint with Grizzlies, going 0-5 with 7.77 ERA (40er, 46.1ip) in 10 starts...surrendered .333 batting avg. (63-for-189) and 13 home runs...was transferred to Shreveport June 5...worked out of Swamp Dragons' rotation over 1st 7 outings, going 1-4 with 10.09 ERA (40er, 35.2ip)...after yielding 11 runs (10 earned) in 4.0-inning effort vs. Wichita July 8, was moved to bullpen...responded by allowing runs in just 4 of his 14 relief efforts...in fact, fashioned 1.80 mark (2er, 10.0ip) in his final 6 outings...

2000...had promising season cut short due to shoulder ailment, logging 2 different stints on Disabled List (May 17-June 6 and July 14-Aug. 18)...despite injuries, posted 5-2 mark with 5.11 ERA (46er, 81.0ip) in 15 starts, while yielding .252 batting average (76-for-302)...in 5 relief appearances, had no record with 5.84 ERA (8er, 12.1ip) and .277 batting average against (13-for-47)...yielded 3 earned runs-or-less in 10 of 15 starts (66.7%), while working 6.0-or-more innings 9 times in 15 starts (60.0%)...struggled with control, yielding 63 walks...averaged 6.1 walks per 9.0 innings (93.1ip)...yielded 4-or-more free passes in 8 of his 15 starts...posted 3-0 ledger with 2.63 ERA (14er, 48.0ip) in 9 games (7 starts) at Pac Bell Park with opponents hitting just .206 (35-for-170) with 2 HRs...made just 2 starts in 2nd Half (July 13 vs. Oakland) after going on DL July 14-Aug. 18 with right shoulder inflammation...marked 2nd time on DL, missing May 17-June 6 with right shoulder tendinitis...lasted only 2.1 innings in his last start Sept. 11 at Houston, surrendering 6 runs on 5 hits, including 3 HRs...appeared 4 times in relief after Aug. 18 activation, logging 12.1ip while yielding 5er (3.65 ERA)...made 3 rehab starts with triple-A Fresno during last disablement, going 0-2 with 4.40 ERA (7er, 14.1ip)...lasted only 1.0 frame in his last start prior to being placed on DL, July 13 vs. Oakland...had trouble getting loose after working out of bases-loaded jam...in 7 starts between 1st 2 Disabled List stints, was 3-1 with 3.51 ERA (16er, 41.0ip)...was on DL May 17-June 6 with tendinitis in right shoulder...made 2 rehab starts (1 with San Jose and 1 with Bakersfield), going 1-1

with 4.35 ERA (5er, 10.1ip)...however, made his 1st relief appearance since May 30, 1999 (at Montreal) in his last appearance prior to All-Star Break...was roughed up for 3 runs on 2 HRs in 1.0 inning July 9 at St. Louis (Ray Lankford and Craig Paquette)...went 5-for-32 (.156) with 2 HRs and 3 RBI as hitter...clubbed HRs off Cincinnati's Denny Reyes (June 12) and Colorado's Masato Yoshii (June 29)...**1999**...spent almost half season with San Francisco and proved to be one of club's most successful starters down stretch...in 13 Major League starts, went 7-3 with 4.09 ERA (37er, 81.1ip)...also made 5 relief appearances, going 0-1 with save and 5.00 ERA (5er, 9.0ip)...logged 3 different stints with Giants (April 20-June 1, Aug. 4, and Aug. 16-end of season)...was 5-2 with 4.10 ERA (27er, 59.1ip) in 10 starts during final recall...logged 6.0 or more innings in 9 of 14 starts for Giants, including one 8.0-frame effort and three 7.0-inning outings...yielded 3 earned runs or less in 9 of 14 starts for SF (64.3%)...was recalled from double-A Shreveport April 20, taking roster spot of Barry Bonds, who was placed on Disabled List after undergoing left elbow surgery...took rotation spot of Mark Gardner, who was disabled with discomfort in right shoulder...won Major League debut April 21 vs. Florida, tossing 7.0 scoreless innings in 4-0 victory...became 1st Giant starter to toss at least 7.0-shutout frames in big league debut since Mike Remlinger tossed 3-hit whitewashing of Pirates June 15, 1991...won each of 1st 2 ML outings to become 1st SF pitcher to do so since Fernandez in 1996...however, received no decision May 3 at Pittsburgh, in eventual 9-8 Giants loss...left with 7-4 advantage, but Pirates plated 4 runs in 9th off Robb Nen to register victory...earned 1st ML save May 16 at Houston, working scoreless 11th to preserve 5-4 victory...struck out Jeff Bagwell with runner on 3rd base to close out contest...made triumphant return to big leagues Aug. 16, defeating Montreal 7-4...also registered his 1st 2 Major League hits, singles off Tony Armas, Jr...hit .179 (5-for-28) with 1 run, 2B and RBI on big league level...in 2 starts for Shreveport, went 0-1 with 3.12 ERA...was sent to triple-A Fresno, where he logged 6-4 ledger with 4.46 ERA in 13 starts from June 1-Aug. 16...**1998**...made great strides in 2nd season on mound, splitting campaign between single-A San Jose and Shreveport...finished 4th in California League with 3.32 ERA while with San Jose...his 128 combined strikeouts was 4th in organization...shared Giants' Player of Month honors for San Jose in June by going 3-1 with 1.14 mark (4er, 31.2ip) and 37 strikeouts...was also tabbed Howe Sportsdata California League Pitcher of Week for June 8-14 when he allowed no earned runs in 3 consecutive starts June 3-14 (19.0ip, 9h, 1r, 0er, 7bb, 24so)...was promoted to Shreveport in July, going 1-1 with 3.60 ERA (4er, 10.0ip) in 2 starts before returning to San Jose...after making 3 starts for Giants, he returned to double-A and lost each of his 2 starts for Captains (18.56 ERA)...**1997**...made transition to pitcher and appeared in 18 games (5 starts) for rookie-league Salem Keizer...ranked 2nd in Northwest League with 2.47 ERA...was 3rd on Volcanoes in games (18) and 4th in innings (62.0)...opened year as reliever, going 0-1 with 2 saves and 2.08 ERA (7er, 30.1ip) over 13 outings...started each of last 5 outings, posting 2-0 mark with 2.84 ERA (10er, 31.2ip)...**1996**...did not play, returning to finish his college degree at SUNY Stony Brook...**1995**...opened his professional career at rookie-level Bellingham as shortstop...was named Howe Sportsdata Player of Week for Northwest League July 31-Aug. 6 after going 7-for-17 with 2 HRs and 5 RBI...finished season with 3 HRs and 20 RBI...

A GIANT IN THE COMMUNITY...was 1 of 3 Giants transit ambassadors, filming public service announcement for Giants public transit program...is also Giants spokesman for Giants/Pacific Bell and Nortel Networks Summer Reading Program...participates in club's offseason Care-A-Van, visiting youth groups, schools and hospitals throughout Northern and Central California...has been active in Giants Rewards program and Giants Kids Club activities...

PERSONAL...graduated from Pine Bush (Circleville, NY) High School in 1992...lettered in baseball, basketball and track & field...attended SUNY Stony Brook (Stony Brook, NY)...hit .394 with 8 HRs and 39 RBI in 38 games for Seawolves during his senior year while leading club to NCAA Division III playoffs...was 2-time Academic All-America...single...

JOSEPH MICHAEL NATHAN

Year	Club	W-L	ERA	G	GS	CG	SH	SV	IP	H	R	ER	HR	HB	BB	SO	WP	BK
1997	Salem-Keizer	2-1	2.47	18	5	0	0	2	62.0	53	22	17	7	4	26	44	2	0
1998	San Jose	8-6	3.32	22	22	0	0	0	122.0	100	51	45	13	10	48	118	1	0
	Shreveport	1-3	8.80	4	4	0	0	0	15.1	20	15	15	4	2	9	10	0	0
1999	Shreveport	0-1	3.12	2	2	0	0	0	8.2	5	4	3	0	1	7	7	2	1
	San Francisco	7-4	4.18	19	14	0	0	1	90.1	84	45	42	17	1	46	54	2	0
	Fresno	6-4	4.46	13	13	1	0	0	74.2	68	44	37	11	5	36	82	6	1
2000	San Francisco	5-2	5.21	20	15	0	0	0	93.1	89	63	54	12	4	63	61	5	0
	San Jose	0-1	3.60	1	1	0	0	0	5.0	4	2	2	1	0	1	2	1	0
	Bakersfield	1-0	5.06	1	1	0	0	0	5.1	2	3	3	0	1	7	6	1	0
	Fresno	0-2	4.40	3	3	0	0	0	14.1	15	8	7	4	0	7	9	1	0
2001	Fresno	0-5	7.77	10	10	0	0	0	46.1	63	47	40	13	5	33	21	6	0
	Shreveport	3-6	6.93	21	7	0	0	0	62.1	73	49	48	11	4	37	33	7	1
Minor Totals		21-29	3.78	95	68	1	0	2	416.0	403	245	217	64	32	211	332	27	3
M.L. Totals		12-6	4.70	39	29	0	0	1	183.2	173	108	96	29	5	109	115	7	0

Year	Club	AVG	G	AB	R	H	2B	3B	HR	RBI	SH	SF	HP	BB	SO	SB	CS	E	
1995	Bellingham	.232	56	177	23	41	7	2	3	20	5	2	2	22	48	3	2	26	
1996		— Did Not Play —																	

NATHAN'S M.L. BATTING

	AVG	G	AB	R	H	2B	3B	HR	RBI	SH	SF	HP	BB	SO	SB	CS	E
2001	—	—	—	—	—	—	—	—	—	—	—	—	—	—	—	—	—
Career	.179	39	60	4	10	3	0	2	4	9	1	0	3	15	0	0	0

LAST HOME RUN: June 29, 2000 at Colorado (off Masato Yoshii)

NATHAN VS. 2002 OPPONENTS

	2001						CAREER					
	W-L-S	ERA	G	IP	H	ER	W-L-S	ERA	G	IP	H	ER
vs. Arizona	—	—	—	—	—	—	1-1-0	16.50	2	6.0	10	11
Atlanta	—	—	—	—	—	—	1-0-0	5.73	3	11.0	14	7
Chicago	—	—	—	—	—	—	—	—	—	—	—	—
Cincinnati	—	—	—	—	—	—	1-0-0	2.53	2	10.2	11	3
Colorado	—	—	—	—	—	—	2-2-0	7.22	5	28.2	31	23
Florida	—	—	—	—	—	—	1-0-0	0.64	2	14.0	7	1
Houston	—	—	—	—	—	—	1-1-1	7.64	5	17.2	20	15
Los Angeles	—	—	—	—	—	—	0-0-0	4.50	1	6.0	4	3
Milwaukee	—	—	—	—	—	—	1-0-0	2.57	2	7.0	9	2
Montreal	—	—	—	—	—	—	2-0-0	1.90	4	23.2	17	5
New York	—	—	—	—	—	—	0-0-0	6.75	1	5.1	3	4
Philadelphia	—	—	—	—	—	—	1-0-0	3.38	3	10.2	9	4
Pittsburgh	—	—	—	—	—	—	0-1-0	3.94	3	16.0	15	7
St. Louis	—	—	—	—	—	—	0-0-0	27.00	1	1.0	2	3
San Diego	—	—	—	—	—	—	1-0-0	2.57	1	7.0	5	2
San Francisco	—	—	—	—	—	—	—	—	—	—	—	—
Baltimore	—	—	—	—	—	—	—	—	—	—	—	—
New York (AL)	—	—	—	—	—	—	—	—	—	—	—	—
Oakland	—	—	—	—	—	—	0-0-0	0.00	1	1.0	1	0
Tampa Bay	—	—	—	—	—	—	—	—	—	—	—	—
Toronto	—	—	—	—	—	—	—	—	—	—	—	—
Interleague	—	—	—	—	—	—	0-0-0	1.35	2	6.2	4	1

NATHAN'S CAREER IN BALLPARKS

	W-L-S	ERA	G	IP	H	ER	W-L-S	ERA	G	IP	H	ER	
at Bank One	1-1-0	16.50	2	6.0	10	11	at Veterans	0-0-0	0.00	1	3.0	1	0
Turner	—	—	—	—	—	—	PNC	—	—	—	—	—	
Wrigley	—	—	—	—	—	—	Busch	0-0-0	27.00	1	1.0	2	3
Cinergy	0-0-0	6.75	1	2.2	4	2	Qualcomm	1-0-0	2.57	1	7.0	5	2
Coors	0-2-0	13.83	3	13.2	23	21	Pacific Bell	3-0-0	2.63	9	48.0	35	14
Pro Player	0-0-0	1.29	1	7.0	3	1	Camden	—	—	—	—	—	
Enron	1-0-0	10.80	2	8.1	14	10	Yankee	—	—	—	—	—	
Dodger	0-0-0	1.50	1	6.0	4	1	Net. Assoc.	—	—	—	—	—	
Miller	—	—	—	—	—	—	Tropicana	—	—	—	—	—	
Olympic	1-0-0	1.80	2	10.0	10	2	SkyDome	—	—	—	—	—	
Shea	0-0-0	6.75	1	5.1	3	4							

NATHAN BY MONTH

	2001						CAREER					
	W-L-S	ERA	G	IP	H	ER	W-L-S	ERA	G	IP	H	ER
In March/April	—	—	—	—	—	—	3-0-0	3.35	7	43.0	33	16
May	—	—	—	—	—	—	1-2-1	6.57	8	24.2	27	18
June	—	—	—	—	—	—	2-1-0	3.94	5	32.0	31	14
July	—	—	—	—	—	—	1-0-0	4.50	3	10.0	9	5
August	—	—	—	—	—	—	2-2-0	4.03	7	29.0	28	13
Sept./Oct.	—	—	—	—	—	—	3-1-0	6.00	9	45.0	45	30
Before ASB	—	—	—	—	—	—	7-3-1	4.39	22	108.2	99	53
After ASB	—	—	—	—	—	—	5-3-0	5.16	17	75.0	74	43

NATHAN'S STATISTICAL BREAKDOWN

	2001						CAREER					
	W-L-S	ERA	G	IP	H	ER	W-L-S	ERA	G	IP	H	ER
Season	—	—	—	—	—	—	12-6-0	4.70	39	183.2	173	96
Home	—	—	—	—	—	—	7-3-0	3.23	18	92.0	75	33
Road	—	—	—	—	—	—	5-3-0	6.19	21	91.2	98	63
Day	—	—	—	—	—	—	7-2-0	4.47	19	90.2	88	45
Night	—	—	—	—	—	—	5-4-0	4.94	20	93.0	85	51
Starter	—	—	—	—	—	—	12-5-0	4.60	29	162.1	150	83
Reliever	—	—	—	—	—	—	0-1-1	5.49	10	21.1	23	13

NATHAN'S CAREER FIELDING

Position	PCT.	G	PO	A	E	TC	DP	PB
Pitcher	1.000	39	11	22	0	33	0	—

CAREER TRANSACTIONS

- Selected by San Francisco in 6th round of June 1995 draft. Signed by Alan Marr.
- Placed on Disabled List May 13-June 6, 2000 with right shoulder tendinitis.
- Placed on Disabled List July 14-Aug. 19, 2000 with right shoulder tightness.

CAREER HIGHS

- **Low-Hit Game:** No complete games
- **Innings Pitched - Starter:** 8.0 (3 times), last: July 5, 2000 vs. Colorado
Reliever: 4.0, Aug. 29, 2000 at Pittsburgh
- **Most Strikeouts:** 9, April 6, 2000 at Florida
- **Winning Streak:** 3, Sept. 2-17, 1999
- **Losing Streak:** 1 (6 times), last: June 29, 2000

Robb Nen

RIGHT-HANDED PITCHER

Nen



Birthdate: November 28, 1969

2002 Opening Day Age: 32

Birthplace: San Pedro, California

Resides: Dove Canyon, California

Bats: Right **Throws:** Right **Height:** 6-5 **Weight:** 222

M.L. Service: 9 years

How Obtained: Acquired from Florida in exchange for RHPs Joe Fontenot, Mike Villano and Mick Pageler, Nov. 18, 1997.

Contract Status: Signed through 2002 with player options for 2003 and 2004 (signed 2-year contract Sept. 1, 2000)

CAREER...2-time All-Star is among best closers in baseball and is laying claim as one of premier stoppers ever...since joining Giants prior to 1998 campaign, has amassed 163 saves which is 2nd highest total in majors over span, behind only SD's Trevor Hoffman (179)...has posted ML-best 69 saves (in 76 chances) since 2000 All-Star Break...ranks 16th all-time with 271 career saves, as he owns 85.5% lifetime save percentage (271-for-317)...has compiled 163 saves in Giants uniform, 2nd most in franchise annals behind Rod Beck's 199...notched career-high 45 saves in 2001 to become 1st pitcher in franchise history to post consecutive 40-save seasons (41 in 2001), while also adding to his own club record with his 3rd 40-save campaign (40 in 1998)...is 9-time Roloids Relief Man Award monthly winner, 3rd most all-time (behind Lee Smith's 13 and Dennis Eckersley's 11)...has reached 30-save plateau for 6-consecutive seasons...leads NL with 445 relief appearances since start of 1996 campaign...originally Texas' 32nd round pick in 1987 draft...dealt to Florida, where he established Marlins' franchise records in career saves (108) and appearances (268)...

2001 SEASON...enjoyed best statistical season of stellar career...was named NL Fireman of Year by *The Sporting News*...led NL with career-high 45 saves (in 52 chances), while finishing 3rd in circuit in Roloids Relief Man standings with 121 points...45 saves were 2nd highest total in franchise history, behind 48 notched by Rod Beck in 1993...also paced NL with 71 games finished, while tying for 7th with career-high 79 appearances...overall, went 4-5 with 3.01 ERA (26er, 77.2ip)...allowed just 9.4 baserunners per 9.0 innings, 2nd behind only Felix Rodriguez (9.1) among NL relievers...held opponents to .203 batting average against

(58-for-286), 7th lowest mark for senior circuit relief hurlers...was dominant against right-handers, allowing just 22 hits in 136 at-bats (.162)...moved into 16th place on all-time ML save list and into 2nd place in franchise annals during season...passed Greg Minton for 3rd place in Giants history with 8th save of campaign (126th as Giant) by closing out 4-2 win May 4 at Philadelphia...recorded 127th SF save (10th of season) May 19 at Atlanta, firing perfect 9th frame to preserve 6-3 triumph over Braves and move past Gary Lavelle on franchise list...had dominating opening month, finishing April with 1-0 mark and 6 saves (7 chances) with 0.82 ERA (1er, 11.0ip)...struck out side in perfect 9th frame to close out 3-2, Opening Day triumph over San Diego for 29th consecutive save (dating to July 2000)...save streak ended with blown chance in eventual 8-7 SF win April 4 vs. Padres, however, earned victory when SF plated run in bottom of 9th...converted 8-straight save opportunities over 15 outings April 11-May 5, while forging 1.20 ERA (2er, 15.0ip)...was 13-for-15 in save opportunities in June, 2nd highest save total for any month in career, behind only 14 in July 2000 (ML record for that month)...finished just 2 saves shy of all-time ML record for June (NYY's John Wetteland in 1996 and STL's Lee Smith in 1993)...won NL Roloids Relief Man Award for June with 33 points, highest total in majors (NYY's Mariano Rivera, 31) and 13 points more than closest senior circuit competitor (NY's Armando Benitez, 20)...had longest stint as Giant in final game before All-

Most N.L. Saves Since 1998

Rank	Player	Saves
1.	Trevor Hoffman	179
2.	Robb Nen	163
3.	Jeff Shaw	152
4.	Billy Wagner	114
5.	Armando Benitez	106
6.	Antonio Alfonseca	102

Star Break, working 3.0-perfect frames against Milwaukee (4so)...blew 1st save opportunity of 2nd half July 12 at Seattle, but converted 13 of next 14 opportunities...after blowing save July 31 vs. Pittsburgh, was perfect 9-for-9 in save opportunities over next 17 outings...concluded campaign with 6 straight saves and 7 consecutive scoreless efforts (6.2ip,4h,0r,5so)...

2000... after starting season slow due to his recovery from off-season arm surgery, Giants closer had incredible 2nd half to propel him to 4th place finish in Cy Young voting...finished season tied for 3rd in NL with career-high 41 saves (in 46 chances), 4 back of FLA's Antonio Alfonseca...of his 5 blown saves, SF won 3 of 5 contests...also tied for 2nd in NL with 63 games finished (5 behind NY's Armando Benitez)...his 1.50 ERA was best among NL relievers while his .162 (37-for-228) batting average against was 2nd among league's relievers...in 32 outings after All-Star Break, went 1-0 with 24 saves and 0.85 ERA (3er, 31.2ip)...converted final 28 straight save opportunities (last blown save: July 2 vs. LA)...28-save stretch was longest streak of year in majors...39th save of season helped Giants clinch NL West title as he recorded final 3 outs in SF's 8-7 triumph vs. Arizona, Sept. 21...however, had 27-outing (25.2ip) scoreless streak snapped by allowing 1er (2h,1so) in contest...induced fly-out to CF by Jay Bell to end game with tying run on 2nd base...was scoreless in 30 of last 32 outings (30,2ip,2er,13h,46so, 0.59 ERA), while yielding just 4er in last 48 efforts (45.2ip, 0.79 ERA)...2nd

Top Giants' Single-Season Save Totals

Pitcher	Year	Saves
Rod Beck	1993	48
Robb Nen	2001	45
Robb Nen	2000	41
Robb Nen	1998	40
Rod Beck	1997	37
Robb Nen	1999	37
Rod Beck	1996	35
Greg Minton	1982	30
Rod Beck	1994	28
Dave Righetti	1991	24
Greg Minton	1983	22

half numbers were fueled by historic July...established ML record for most saves in that month with his 14th on July 31 in Milwaukee...overall in July, was 2-0 with 0.60 ERA (1er, 16.0ip) and 14 saves (15 chances)...during month, yielded just 4 hits (.075 avg, against, 53 at-bats) while issuing just 3 walks and striking out 27...limited opposing hitters to .091 batting average (6-for-66) with runners in scoring position, lowest mark in NL...finished 3rd in National League Rolaids Relief Man standings with 115 points (Alfonseca - 122; Benitez - 119)...prior to last 41 outings (since June 12), ranked 19th in Rolaids standings and was tied for 12th in NL with just 8 saves...had not been listed among NL Rolaids Relief Man leaders (top-10) all year until final week of 1st half...recorded just 4 saves in

each of season's 1st 3 months, ending June with 1-3 record and 12 saves (4 blown)...earned save in both games of split doubleheader July 4 vs. Colorado...became 1st Giants hurler to record 2 saves on 1 day since Minton turned trick August 24, 1984 at Shea Stadium vs. Mets...save in 2nd game was #200 for his career...notched 2nd win of season July 2 vs. Dodgers, however, not before suffering 5th blown save...entered with 5-4 lead, 1-out and runners on 1st and 3rd in 8th inning and allowed game-tying run to score on wild pitch...proceeded to toss 1.2-scoreless innings, setting stage for Marvin Benard's dramatic walk-off homer on ESPN's Sunday Night Baseball...blown save vs. Dodgers would be last of year...logged 2,1-scoreless frames in 2 games of NLDS vs. Mets...**1999**...earned 2nd straight NL All-Star appointment, however had to decline invitation due to inflammation in right elbow...was plagued by elbow ailment much of year, finally being shut down

Most N.L. Relief Appearances Last 6 Years

Rank	Player	'96	'97	'98	'99	'00	'01	Total
1.	Robb Nen	75	73	78	72	68	99	445
2.	Jeff Shaw	78	78	73	64	70	77	440
3.	Turk Wendell	70	65	66	80	77	70	428
4.	Trevor Hoffman	70	70	66	64	70	62	402
5.	Dave Veres	68	53	63	73	71	71	399
6.	Curtis Leskanic	70	55	66	63	73	70	397

last week of season...still managed to record 37 saves, tying for 5th in NL, just 4 behind MON's Ugueth Urbina who led with 41...finished 37-for-46 in save opportunities on year, including successful attempts in each of last 8 chances (beginning Aug. 29)...marked 4th straight season he had at least 35 saves...ranked 7th in NL for Roloids Relief Man standings with 83 points, as HOU's Billy Wagner led circuit with 117...paced NL in games finished with 6+, while team-high 72 appearances tied for 12th in league...however, had career highs in both blown saves (9) and losses (8), tying for NL-high in each category...finished season with career-high 7-game losing streak, beginning with June 26 defeat vs. Los Angeles and culminating with Sept. 25 setback vs. Arizona in final appearance of season...**1998**...was overpowering, establishing then-career-best mark of 40 saves while garnering 1st All-Star selection in 1st season with Giants...yielded just 1.52 ERA and .180 opponents batting average against (59-for-327), also setting career standards in innings pitched (88.2) and strikeouts (110)...converted 40 of 45 save opportunities (88.9%), finishing 4th in N.L. in saves...was unscored upon in 62 of 78 appearances (79.5%)...had streak of 24 straight conversions from May 6-July 31 (36 outings, 4er, 44.1ip, 0.82 ERA)...won back-to-back N.L. Roloids Relief Man of Month Awards in May and June...again won relief award in June, posting 29 points (9 saves, 1 win, no blown saves, 0.55 ERA, 1er, 16.1ip)...his 29 points matched SD's Trevor Hoffman and MIL's Bob Wickman, however won on 1st tie breaker with lower ERA...worked 2.0-perfect frames in Giants' debut March 31 at Houston, striking out 5 of 6 batters faced...recorded 1st save with Giants April 4 vs. Diamondbacks, striking out side in 9th inning to preserve 5-3 triumph...posted 1st win with Giants April 7 in home opener vs. Houston, logging pair of perfect frames in SF's 5-4, 10-inning victory...worked 1.0 frame in Mid-Summer Classic July 7 in Colorado (3h,3r,1er)...notched save #40 Sept. 25 at Colorado, working perfect 9th inning as SF claimed share of wild-card lead for 1st time since July 17...was successful on each of his last 4 save chances to end regular season...suffered defeat Sept. 27 at Colorado, surrendering leadoff HR to Neifi Perez to snap 8-8 tie in bottom of 9th...did not work in Wild Card tie-breaker game Sept. 28 at Chicago...**1997**...completed 5th season with Florida as overpowering closer for Marlins' World Championship club...finished 2nd behind Cincinnati's Jeff Shaw in National League Roloids Relief Man standings with 9-3 record and 35 saves in +2 opportunities...ranked among league relief leaders in victories (tied for 1st with Pittsburgh's Marc Wilkins), games finished (2nd, 65) and saves (tied for 6th, 35)...converted 35-of-42 save opportunities...named Roloids NL Relief Pitcher of Month for June, when he converted 10-of-11 save opportunities while going 1-0 with 2.03 ERA...his 9 relief wins established record for most wins in season by Marlins hurler (Richie Lewis, 7 in '93)...allowed no earned runs in 7 of his 8 playoff appearances and garnered 1 victory and 4 saves...posted 1-0 mark while yielding no earned runs in 2 outings (2.0ip) against Giants in National League Division Series...hurled 2 perfect 1.0-inning stints in cashing in 2 saves vs. Atlanta in NLCS...appeared in 4 World Series games against Cleveland, notching 2 saves and finishing another Marlins' win...**1996**...became Marlins' career saves leader with 73 in his 4th season with Florida...tied for 6th in NL with 35 saves, 6th with 75 appearances and 2nd in games finished with 66...was 20-for-his-last-21 in save opportunities...averaged 10 strikeouts per 9.0 innings (92 SO, 83.0 IP)...named NL Roloids Relief Man winner in August (2-0, 9 saves and 1.04 ERA) and May (1-0, 7-for-7 in save opportunities)...*Baseball America's* manager's survey rated his fastball 2nd best in Majors...notched 5th win of year Aug. 25 vs. Cincinnati to tie then-career-high 5 wins set in '94...logged 14th save and 52nd of career June 16 at Pittsburgh to become Marlins' all-time saves leader, breaking Bryan Harvey's previous club mark of 51...became Marlins' career appearance leader April 9 with his 124th appearance...Richie Lewis held previous mark with 123 from 1993-95...**1995**...after slow start, established then-career-high 23 saves...had just 4 saves and 3.69 ERA in 28 games at All-Star Break, but came back to pick up 19 with 2.38 in 34 games in 2nd half...19 saves after break were tied with Tom Henke of St. Louis for 4th in NL (John Franco, Trevor Hoffman and Todd Worrell each had 20)...tied for NL lead with PHI's Heathcliff Slocumb with 54 games finished...ranked

Most Roloids Relief Man Points Since 1996

Rank	Player	'96	'97	'98	'99	'00	'01	Total
1.	Trevor Hoffman	120	101	161	112	111	128	733
2.	Robb Nen	99	103	110	83	115	121	631
3.	Mariano Rivera	19	115	104	129	107	135	609
4.	Troy Percival	98	73	104	73	76	120	544
5.	John Wetteland	115	120	91	119	86	0	531

* stats courtesy of Roloids Relief Man Award

9th with .212 batting avg. allowed with men on base (28-for-132)...gave up 4 home runs in 31.2 innings before All-Star Break and only 1 in 43.0 innings after break...averaged 7.67 strikeouts per nine innings before and 10.85 after...had .793 save percentage (23-for-29) to finish 9th in league...saw his Major League record streak of 15 consecutive save conversions to start career end with blown save vs. Atlanta May 4...allowed just 3 of 14 inherited runners to score...**1994**...blossomed in Marlins' closer role following season-ending injuries to Bryan Harvey and Jeremy Hernandez...converted his 1st 15 save opportunities...streak is longest of its kind in Majors since blown saves were first tracked in 1988...posted 1st ML save May 18 at New York, pitching 2.0-perfect innings...allowed only 1 of 28 inherited runners to score...**1993**...reached Major Leagues for 1st time, dividing season between Texas and Florida...made ML debut with Texas April 10 vs. Boston, allowing 2 runs in 2.0 innings...lost 4-3 at Toronto April 27 in 1st ML start...recorded 1st Major League win May 2 vs. Milwaukee, allowing 2 runs on 2 hits in 6.0 innings...Rangers won 13-2...was placed on DL June 11 with strained right groin...was sent to Oklahoma City on rehab assignment June 21...appeared in 6 games (5 starts) for 89ers, going 0-2 with 6.67 ERA (21er, 28.1ip)...was traded to Florida July 17...made his NL debut vs. Colorado July 20 in relief of Chris Hammond...started his 1st NL game in place of Hammond July 25 vs. Cincinnati and collected 1st NL win...limited Reds to 2 hits in 6.0 innings while fanning career-high 8...**1992**...opened season at double-A Tulsa in Texas League...missed remainder of season with nerve problems in his shoulder...underwent rehab program throughout season and off-season...**1991**...had injury-plagued campaign at Tulsa, which included 3 stints on DL and only 6 starts...had tightness in right elbow April 17 vs. Arkansas...had arthrogram April 20 to remove scar tissue which had formed from September 1990 surgery (bone chips)...was sidelined until June 10...was 0-2 with 7.62 ERA in 3 starts and was placed back on DL after feeling pain in elbow June 28...returned July 8, allowing 4 runs in 5.0 innings vs. Arkansas...was summarily placed on DL for remainder of season...had bone spur removed from elbow July 24...**1990**...split campaign between single-A Charlotte and Tulsa...opened season on Charlotte's Disabled List with strained right forearm...made 2 starts after being activated from list April 26...landed back on DL May 6 with sore right elbow...returned to action May 24...had 2 bone chips removed from right elbow Sept. 26...**1989**...posted 4th lowest ERA (2.41) in South Atlantic League, while pitching for Gastonia...finished 7th in league with 46 strikeouts...tied for 1st on club in starts (24) and was ranked 2nd in innings pitched (138.1)...averaged 9.5 strikeouts per 9.0 innings, 2nd best in circuit...held opponents to .195 batting avg., 3rd best in league...did not pitch after Aug. 24 due to sore right shoulder...**1988**...opened season with Gastonia before being assigned to Butte June 17...finished 2nd on Butte club with 13 starts...**1987**...opened his professional career with Gulf Coast Rangers...was 32nd round pick in June draft after being scouted by John Young...participated in Florida Instructional League that fall...

Professional Lineage

Four players on the Giants' 40-man roster have fathers that played major professional sports.

Player	Fathers' Teams	Grandfathers' Teams
David Bell	Cleveland Indians (1972-78)	Pittsburgh Pirates (1950-52)
Gus Bell (grandfather)	Texas Rangers (1979-85, '89)	Cincinnati Reds (1953-61)
Buddy Bell (father)	Cincinnati Reds (1985-88)	New York Mets (1962)
	Houston Astros (1985)	Milwaukee Braves (1962-64)
Barry Bonds	San Francisco Giants (1968-74)	
Bobby Bonds (father)	New York Yankees (1975)	
	California Angels (1976-77)	
	Chicago White Sox (1978)	
	Texas Rangers (1978)	
	Cleveland Indians (1979)	
	St. Louis Cardinals (1980)	
	Chicago Cubs (1981)	
Robb Nen	Los Angeles Dodgers (1963)	
Dick Nen (father)	Washington Senators (1965-67, '70)	
	Chicago Cubs (1968)	
J.T. Snow	Los Angeles Rams—NFL (1965-75)	
Jack Snow (father)		

A GIANT IN THE COMMUNITY...has donated \$16,300 to Make-A-Wish Foundation since coming to San Francisco in 1998, donating \$100 for each of his 163 saves while with Giants...over past 3 seasons, has also donated \$100 for each save to Garth Brooks' "Touch Em All" Foundation netting \$12,300 for that organization while also participating in foundation's day at Pacific Bell Park in 2001...has attended fundraising efforts for Make-A-Wish and meets with children, and was 2001 Make-A-Wish Foundation Spokesperson...participated in Giants Wives' post-game auction and clinic to raise money for Junior Giants and Comfort for Kids, which provides specialized medical care to children throughout Bay Area who are facing a life-threatening illness...supported Diamond Skills, which is intended to encourage youth participation and emphasize "fun" elements of baseball...encouraged fans to "Always Wear Their Seatbelts" through Safe Travel Saves Lives campaign during Giants' Travel Safely Day at Pacific Bell Park in 2001...participated in 2001 Organ Awareness Day at Pacific Bell Park with Mark and Lori Gardner...teamed with City and County of San Francisco Sheriff's Department to promote "Resolve to Stop the Violence Day" in 2000...also participated in clinics for Junior Giants baseball leagues at Pacific Bell Park, teaching basics of throwing and pitching to youngsters...participates in Giants' offseason Care-A-Van, visiting youth groups, schools and hospitals throughout Northern and Central California...also assists with Giants Kids and Rewards Clubs activities...donated \$3,500 to Make-A-Wish Foundation in 1997 while with Florida, contributing \$100 per save...

PERSONAL...graduated from Los Alamitos (CA) High School in 1987...lettered in football and baseball...was high school teammate of J.T. Snow in both football and baseball...is son of Dick Nen, former 1st baseman with Dodgers, Senators and Cubs (1963, 1965-68 and 1970)...married (Jendy Saurenman, Oct. 29, 1994)...daughter (Taylor Nicole, Aug. 15, 1997)...

ROBB ALLEN NEN

Year	Club	W-L	ERA	G	GS	CG	SH	SV	IP	H	R	ER	HR	HB	BB	SO	WP	BK
1987	GC Rangers	0-0	7.71	2	0	0	0	0	2.1	4	2	2	0	0	3	4	0	0
1988	Gastonia	0-5	7.45	14	10	0	0	0	48.1	68	57	40	5	2	45	36	5	2
	Butte	4-5	8.75	14	13	0	0	0	48.1	65	55	47	4	1	45	28	12	1
1989	Gastonia	7-4	2.41	24	24	1	1	0	138.1	96	47	37	7	6	76	146	15	4
1990	Charlotte	1-4	3.69	11	11	1	0	0	53.2	44	28	22	1	0	36	38	6	0
	Tulsa	0-5	5.06	7	7	0	0	0	26.2	23	20	15	1	0	21	21	3	0
1991	Tulsa	0-2	5.79	6	6	0	0	0	28.0	24	21	118	6	2	20	23	3	1
1992	Tulsa	1-1	2.16	4	4	1	0	0	25.0	21	7	6	1	1	2	20	4	0
1993	Texas	1-1	6.35	9	3	0	0	0	22.2	28	17	16	1	0	26	12	2	1
	Oklahoma City	0-2	6.67	6	5	0	0	0	28.1	45	22	22	3	2	18	12	2	0
	Florida	1-0	7.02	15	1	0	0	0	33.1	35	28	26	5	0	20	27	4	0
1994	Florida	5-5	2.95	44	0	0	0	15	58.0	46	20	19	6	0	17	60	3	2
1995	Florida	0-7	3.29	62	0	0	0	23	65.2	62	26	24	6	1	23	68	2	0
1996	Florida	5-1	1.95	75	0	0	0	35	83.0	67	21	18	2	1	21	92	4	0
1997	Florida	9-3	3.89	73	0	0	0	35	74.0	72	35	32	7	0	40	81	5	0
1998	San Francisco	7-7	1.52	78	0	0	0	40	88.2	59	21	15	4	1	25	110	3	0
1999	San Francisco	3-8	3.98	72	0	0	0	37	72.1	79	36	32	8	0	27	77	5	0
2000	San Francisco	4-3	1.50	68	0	0	0	41	66.0	37	15	11	4	2	19	92	5	0
2001	San Francisco	4-5	3.01	79	0	0	0	45	77.2	58	28	26	6	1	22	93	2	0
Minor Totals		13-28	4.54	88	80	3	1	0	399.0	390	259	208	28	14	266	328	50	8
S.F. Totals		18-23	2.48	297	0	0	0	163	304.2	233	100	84	22	4	93	372	15	0
A.L. Totals		1-1	6.35	9	3	0	0	0	22.2	28	17	16	1	0	26	12	2	1
N.L. Totals		38-39	2.95	566	1	0	0	271	618.2	515	230	203	48	6	214	700	33	2
M.L. Totals		39-40	3.07	575	4	0	0	271	641.1	543	247	219	49	6	240	712	35	3

NEN'S M.L. BATTING

	AVG	G	AB	R	H	2B	3B	HR	RBI	SH	SF	HP	BB	SO	SB	CS	E
--- 2001	.000	79	1	0	0	0	0	0	0	0	0	0	0	0	0	0	0
--- Career	.000	575	13	0	0	0	0	0	0	0	0	0	0	3	0	0	0

LAST HOME RUN: None

ALL-STAR GAME RECORD

Year	Club, Site	W-L	ERA	G	GS	CG	SH	SV	IP	H	R	ER	HR	HB	BB	SO	WP	BK
1998	N.L., Colorado	0-0	9.00	1	0	0	0	0	1.0	3	3	1	0	0	0	0	0	0
1999	N.L., Boston																	

— Injured, Did Not Pitch —

DIVISION SERIES RECORD

Year	Club	W-L	ERA	G	GS	CG	SH	SV	IP	H	R	ER	HR	HB	BB	SO	WP	BK
1997	SF vs. FLA	1-0	0.00	2	0	0	0	0	2.0	1	1	0	0	0	2	2	1	0
2000	SF vs. NY	0-0	0.00	2	0	0	0	0	2.1	2	0	0	0	0	1	3	0	0
LDS Totals		1-0	0.00	4	0	0	0	0	4.1	3	1	0	0	0	3	5	1	0

LEAGUE CHAMPIONSHIP RECORD

Year	Club	W-L	ERA	G	GS	CG	SH	SV	IP	H	R	ER	HR	HB	BB	SO	WP	BK
1997	FLA vs. ATL	0-0	0.00	2	0	0	0	2	2.0	0	0	0	0	0	0	0	0	0

WORLD SERIES RECORD

Year	Club	W-L	ERA	G	GS	CG	SH	SV	IP	H	R	ER	HR	HB	BB	SO	WP	BK
1997	FLA vs. CLE	0-0	7.71	4	0	0	0	2	4.2	8	5	4	0	0	2	7	0	0

NEN VS. 2002 OPPONENTS

	2001						CAREER					
	W-L-S	ERA	G	IP	H	ER	W-L-S	ERA	G	IP	H	ER
vs. Arizona	0-0-3	4.32	8	8.1	7	4	0-1-12	5.32	23	23.2	23	14
Atlanta	0-1-2	6.75	3	2.2	1	2	0-5-15	4.19	34	34.1	29	16
Chicago	0-0-1	0.00	2	2.1	2	0	3-2-18	3.29	36	41.0	36	15
Cincinnati	0-0-1	0.00	1	1.0	2	0	5-2-15	2.06	36	43.2	37	10
Colorado	1-1-2	4.91	9	7.1	7	4	5-5-18	3.98	44	43.0	34	19
Florida	1-0-2	0.00	3	2.1	0	0	2-1-11	1.86	20	19.1	11	4
Houston	0-2-1	10.13	3	2.2	4	3	5-6-17	2.16	39	50.0	43	12
Los Angeles	0-0-7	0.00	9	8.2	6	0	1-1-24	1.79	43	45.1	35	9
Milwaukee	0-0-2	0.00	6	8.0	1	0	1-1-8	1.42	18	25.1	9	4
Montreal	---	---	---	---	---	---	2-2-21	1.91	34	37.2	27	8
New York	1-1-1	8.10	4	3.1	7	3	4-2-19	1.67	37	43.0	39	8
Philadelphia	0-0-1	0.00	3	3.0	3	0	3-3-16	1.90	38	42.2	31	9
Pittsburgh	0-0-3	6.75	4	4.0	3	3	2-3-15	4.08	35	35.1	34	16
St. Louis	0-0-3	0.00	4	3.1	2	0	1-2-20	3.92	36	39.0	37	17
San Diego	1-0-8	4.22	11	10.2	7	5	1-0-19	3.98	38	40.2	38	18
San Francisco	---	---	---	---	---	---	1-1-5	5.57	18	21.0	26	13
Baltimore	---	---	---	---	---	---	---	---	---	---	---	---
New York (AL)	---	---	---	---	---	---	---	---	---	---	---	---
Oakland	0-0-4	0.00	4	4.0	1	0	0-1-7	4.30	13	14.2	12	7
Tampa Bay	---	---	---	---	---	---	---	---	---	---	---	---
Toronto	---	---	---	---	---	---	0-1-1	5.06	3	5.1	4	3
Interleague	0-0-8	1.80	9	10.0	6	2	3-2-18	2.95	38	39.2	28	13

NEN'S CAREER IN BALLPARKS

	W-L-S	ERA	G	IP	H	ER		W-L-S	ERA	G	IP	H	ER
at Bank One	0-0-6	4.50	11	12.0	11	6	at Veterans	2-0-9	0.45	17	20.0	9	1
Turner	0-2-5	3.24	9	8.1	4	3	PNC	0-0-1	9.00	1	1.0	1	1
Wrigley	2-2-11	2.42	19	22.1	19	6	Busch	0-1-10	5.59	20	19.1	22	12
Cinergy	0-0-8	1.17	14	15.1	11	2	Qualcomm	0-0-10	4.60	16	15.2	15	8
Coors	0-2-2	6.52	12	9.2	14	7	Pacific Bell	7-3-48	1.93	80	79.1	49	17
Pro Player	15-9-58	3.48	159	188.2	177	73	Camden	---	---	---	---	---	
Enron	1-0-3	0.00	5	5.2	4	0	Yankee	---	---	---	---	---	
Dodger	0-0-10	0.44	19	20.1	12	1	Net. Assoc.	0-1-2	7.04	7	7.2	9	6
Miller	0-0-0	0.00	2	1.2	0	0	Tropicana	---	---	---	---	---	
Olympic	1-1-11	2.40	15	15.0	13	4	SkyDome	0-1-1	5.06	3	5.1	4	3
Shea	1-2-8	2.12	15	17.0	18	4							

NEN BY MONTH

	2001						CAREER					
	W-L-S	ERA	G	IP	H	ER	W-L-S	ERA	G	IP	H	ER
In March/April	1-0-6	0.82	11	11.0	3	1	7-3-34	3.31	80	89.2	72	33
May	1-1-5	4.63	12	11.2	11	6	9-10-42	3.40	104	129.2	108	49
June	0-1-13	4.80	17	15.0	15	8	6-8-53	3.00	105	111.0	107	37
July	0-0-6	2.40	12	15.0	8	4	8-5-46	2.53	93	106.2	72	30
August	1-1-7	1.80	11	10.0	10	2	7-6-51	2.31	100	105.1	85	27
Sept./Oct.	1-2-8	3.00	16	15.0	11	5	2-8-45	3.91	93	99.0	99	43
Before ASB	2-2-26	3.09	44	43.2	30	15	26-21-144	3.03	318	362.0	304	122
After ASB	2-3-19	2.91	35	34.0	28	11	13-19-127	3.13	257	279.1	239	97

NEN'S STATISTICAL BREAKDOWN

	2001						CAREER					
	W-L-S	ERA	G	IP	H	ER	W-L-S	ERA	G	IP	H	ER
Season	4-5-45	3.01	79	77.2	58	26	39-40-271	3.07	575	641.1	543	219
Home	4-2-27	2.56	45	45.2	29	13	27-17-146	2.76	313	355.0	288	109
Road	0-3-18	3.66	34	32.0	29	13	12-23-125	3.46	262	286.1	255	110
Day	1-2-15	3.26	30	30.1	22	11	14-16-86	2.92	202	228.0	193	74
Night	3-3-30	2.85	49	47.1	36	15	25-24-185	3.16	373	413.1	350	145
Starter	—	—	—	—	—	—	2-1-0	4.50	4	18.0	14	9
Reliever	4-5-45	3.01	79	77.2	58	26	37-39-271	3.03	571	623.1	529	210

NEN'S CAREER FIELDING

Position	PCT.	G	PO	A	E	TC	DP	PB
Pitcher	.935	575	36	64	7	107	8	—

CAREER TRANSACTIONS

- Selected by Texas in 32nd round of June 1987 draft.
- Placed on Disabled List June 11-July 17, 1993 (including rehabilitation assignment to Oklahoma City June 11-17) with strained right groin.
- Traded to Florida with RHP Kurt Miller in exchange for LHP Cris Carpenter, July 17, 1993.
- Traded to San Francisco in exchange for RHPs Joe Fontenot, Mick Pageler and Mike Villano, Nov. 18, 1997.

CAREER HIGHS

- **Low-Hit Game:** No complete games
- **Innings Pitched - Starter:** 6.0 (twice), last: July 25, 1993 vs. Cincinnati (with FL)
- **Innings Pitched - Reliever:** 4.1, May 16, 1993 vs. Chicago (AL) (with Texas)
- **Most Strikeouts:** 8, July 25, 1993 vs. Cincinnati (with Florida)
- **Winning Streak:** 5, June 15-Sept. 23, 1997
- **Losing Streak:** 7, May 4-Sept. 26, 1999

Lance Niekro

THIRD BASEMAN



Birthdate: January 29, 1979

2002 Opening Day Age: 23

Birthplace: Winter Haven, Florida

Resides: Lakeland, Florida

Bats: Right **Throws:** Right **Height:** 6-3 **Weight:** 210

M.L. Service: None

How Obtained: Giants #2 selection in June 2000 draft.

Contract Status: Non-roster invitee

CAREER...young third baseman enters 3rd professional season...comes to camp as non-roster invitee...was tabbed San Francisco's 7th-best prospect following 2001 season by *Baseball America*...is career .329 hitter over 91 minor league contests...

2001 SEASON...had season cut short due to right shoulder surgery...was off to strong start with single-A San Jose, hitting .288 with 11 2Bs, 3 HRs and 34 RBI...suffered injury May 15 during bench-clearing brawl with San Bernardino...returned to action June 5 and appeared in 10 games as

Designated Hitter...hit .366 with 4 2Bs and 11 RBI during that stretch before being placed on Disabled List June 27...had shoulder scoped by Dr. Gary Fanton in San Francisco...despite injuries, was still voted as Best Defensive 3B by California League managers in *Baseball America's* annual Tools of the Trade poll...

2000...opened professional career with rookie-league Salem-Keizer and earned Northwest League All-Star status...led circuit with .362 batting avg. and .551 slugging mark...his .404 on-base pct. tied for 4th best in league...also earned Salem-Keizer's co-Player of Month honors for August...was NWL Player of Week Aug. 7-13...

PERSONAL...graduated from George Jenkins (Lakeland, FL) High School in 1997...attended Florida Southern (Lakeland, FL) University...earned 3rd-team All-America honors in 2000...was named MVP of Cape Cod League in summer of 1999...is son of former Major League pitcher Joe Niekro, who pitched for Cubs, Padres, Tigers, Braves, Astros, Yankees and Twins from 1967-88...is also nephew of Hall of Famer Phil Niekro...single...

LANCE J. NIEKRO

Year	Club	AVG	G	AB	R	H	2B	3B	HR	RBI	SH	SF	HP	BB	SO	SB	CS	E
2000	Salem-Keizer	.362	49	196	27	71	14	4	5	44	0	2	4	11	25	2	0	5
2001	San Jose	.288	42	163	18	47	11	0	3	34	0	4	0	4	14	4	2	8
Minor Totals		.329	91	359	45	118	25	4	8	78	0	6	4	15	39	6	2	13

CAREER TRANSACTIONS

- Selected by Giants in 2nd round of June 2000 draft. Signed by Alan Marr.

Russ Ortiz

RIGHT-HANDED PITCHER



Birthdate: June 5, 1974

2002 Opening Day Age: 27

Birthplace: Encino, California

Resides: Gilbert, Arizona

Bats: Right **Throws:** Right **Height:** 6-1 **Weight:** 208

M.L. Service: 3 years, 125 days

How Obtained: Giants' #4 selection in June 1995 draft.

Contract Status: Signed through 2003 with option for 2004 (agreed to 4-year contract with option for 5th prior to 2000 season)

CAREER...49 victories over 3 seasons is most by any Giants pitcher since Hall of Famers Gaylord Perry and Juan Marichal rattled off 58 and 51 wins, respectively, from 1969-71...is 49-30 with 4.02 ERA (278er, 622.0ip) in 99 games over last 3 years...Giants are 68-43 in his 111 career starts over last 4 years (.613)...1st Giant to lead team in strikeouts for 3 years since Mike Krukow accomplished feat 4 straight campaigns (1983-86)...owns 27-13 mark with 3.27 ERA (116er, 319.1ip) since 2000 All-Star Break...his win total during stretch is tied for 3rd best in majors, trailing AZ's Curt Schilling (29-13), OAK's Tim Hudson (27-13) and tying NYY's Roger Clemens (27-4)...has tossed at least 6.0 frames in 84 of his 111 career starts (75.7%)...in fact, has worked 6.0 innings or more in 43 of 49 outings dating back to 2000 All-Star Break (87.8%)...has yielded 3 earned runs-or-less in 69 of 111 career starts (62.2%)...has been most effective under lights, posting 37-21 mark with 3.71 ERA (194er, 470.0ip) in 78 career night games...by contrast, is just 17-13 with 4.96 ERA (132er, 239.1ip) over 43 lifetime afternoon outings...is 14-4 with 2.36 ERA (42er, 160.0ip) in his last 24 Pac Bell outings (23 starts), dating back to July 13, 2000 (relief outing vs. Oakland)...by going 18-9 with league-high 125 walks in 1999, became just 3rd NL pitcher since World War II to win as many as 18 games and walk at least 125 batters...others were: Houston's J.R. Richard (20 wins, 151 walks in 1976; 18

victories, 141 free passes in '78) and Montreal's Carl Morton (18 wins, 125 walks in 1970)...accomplished hitter has hit over .190 in each of his 1st 4 seasons...is 46-for-217 (.212) with 10 2Bs and 2 HRs in his last 72 starts dating back to 1998...

2001 SEASON...posted 17-9 record with 3.29 ERA to guide Giants pitching staff...SF was 20-13 in his 33 starts (.606)...led club in wins and strikeouts (169), while ranking 2nd in innings (218.2) and 3rd in starts (33)...in fact, tied for 5th in NL for wins, while finishing 7th in ERA, 10th in winning pct. (.654), 6th in batting avg. against (.232), 5th in home ERA (2.49) and 6th in night ERA (3.20)...33 starts equalled his career best for games (1999 and 2000) and starts (1999)...reached 30-start level for 3rd consecutive season...also reached 200-inning mark for 2nd time...established career bests in innings and strikeouts...tossed at least 6.0 frames in 28 of 33 starts (84.8%)...yielded 3 earned runs-or-less in 24 of 33 outings (72.7%)...tied for 4th in senior circuit with 9 road victories, equalling teammate Kirk Rueter's total...finished strongly down stretch, going 3-0 with 1.65 ERA (5er, 27.1ip) in his last 4 assignments...struck out 26 and walked 9, while allowing .204 avg. against (20-for-98)...was 10-5 with 2.88 ERA (45er, 140.2ip) in his last 21 starts...registered 8-3 mark with 2.49 ERA (30er, 108.1ip) in 16 starts at Pacific Bell...was 12-7 with 3.20 ERA (56er, 157.1ip) in 23 night starts...lost 3-straight decisions Aug. 26-Sept. 5 to tie his career long, established April 9-28, 2000...surrendered 6.11 ERA (12er, 17.2ip) in 3-loss string while allowing 10 walks...despite allowing 5th highest walk total in NL (91), yielded only 37 walks in last 17 efforts (2.2 per start)...began year with 54 free passes issued in his initial 16 starts (3.4 per outing)...posted 1st career shutout July 23 vs. Colorado at Pac Bell Park, limiting Rockies to career-low 5 hits in 10-0 triumph...was his 4th career complete game, 1st of year...Barry Bonds drilled his 41st and 42nd HRs and his 536th career blast to tie Mickey Mantle...posted his 50th career win Aug. 21 at Montreal, when he took no hitter through 6.2 innings before Mark Smith's single...allowed only 1 run over 8.0 innings in eventual 10-2 victory...helped Giants jump out to 5-0 1st inning lead with 2-run 2B...finished 2nd among Giants pitchers with 13 hits, posting .194 mark (13-for-67) with 6 RBI...led NL pitchers with 6 doubles...hit safely in 4 of his last 8 starts, going 4-for-19 with 2 2Bs and 3 RBI...posted season-high 2 hits June 30 vs. St. Louis, going 2-for-2 with run and 2B...

2000...experienced both ends of spectrum, becoming one of Giants' most reliable starters in 2nd half after miserable start...was removed from rotation at start of 2nd Half, however quickly returned to take spot of disabled Joe Nathan...went 10-4 with 3.22 ERA (36er, 100.2ip) in 16 outings (15 starts) during 2nd Half to lower his ERA 1.91 points (from 6.92 to 5.01)...went 3-8 with 7.55 ERA (73er, 87.0ip) in his last 16 starts before All-Star Break...finished 3rd on staff in wins (14), 2nd in starts (32) and 2nd in innings (195.2)...also led club in strikeouts (167), while ranking 10th in NL for K's per 9.0 innings

San Francisco's 18-Game Winners

Russ Ortiz became just 15th Giants pitcher, 9th right-hander, to win at least 18 games since club moved to San Francisco in 1958 when he posted 18-9 mark in 1999.

Johnny Antonelli	LHP	19-10	1959	Gaylord Perry	RHP	21-8	1966
Sam Jones	RHP	21-15	1959			19-14	1969
		18-14	1960			23-13	1970
Billy O'Dell	LHP	19-14	1962	Mike McCormick	LHP	22-10	1967
Jack Sanford	RHP	24-7	1962	Ron Bryant	LHP	24-12	1973
Juan Marichal	RHP	18-11	1962	Vida Blue	LHP	18-10	1978
		25-8	1963	Mike Krukow	RHP	20-9	1986
		21-8	1964	Rick Reuschel	RHP	19-11	1988
		22-13	1965	John Burkett	RHP	22-7	1993
		25-6	1966	Bill Swift	RHP	21-8	1993
		26-9	1968	Shawn Estes	LHP	19-5	1997
		21-11	1969	Russ Ortiz	RHP	18-9	1999
		18-11	1971				

(7.7)...reached 30-start plateau for 2nd straight year (33 in 1999)...worked 6.0 innings or more in 15 of his 16 outings following All-Star Break after accomplishing feat just 9 times in 17 starts during 1st Half...finished 3rd in NL with 112 walks, however surrendered just 50 in his 16 outings after Break (3.1 per appearance)...cut down on gopher ball in 2nd Half, surrendering just 6 roundtrippers...prior to Break, yielded 4th most clouts in NL (22)...went 9-2 with 2.79 ERA (24er, 77.1ip) over his last 12 starts...limited opponents to .188 batting avg. (51-for-271) while striking out 74 and walking 39...had career-best 7-game winning streak Aug. 3-Sept. 4, during which he posted 0.96 ERA (5er, 46.2ip)...was named NL Pitcher of Month for August, becoming 1st Giant to garner honor since Orel Hershiser in May, 1998...won all 6 of his August starts to become 1st SF pitcher to win 6 games in month since Rick Reuschel went 6-0 in May, 1989...also posted 1.12 ERA (5er, 40.1ip) that month...owned career-high 3-game losing streak over 4 starts April 28-May 16...snapped personal 3-game losing skid and club 8-gamer May 21 at Milwaukee, when he became 1st winning pitcher to surrender 10 runs since Pittsburgh's Bob Friend May 2, 1954 (18-10 win over Cubs)...was roughed up for 10 runs on 8 hits, including 2 HRs, over 6.2 innings in 16-10 Giants victory...struck out career-high 12 Astros June 25 for highest strikeout total by Giants pitcher since Wilson Alvarez (12, Sept. 6, 1992 vs. Houston)...had 1st 3-hit game of career Aug. 25 in Philly, finishing 3-for-3 with RBI and 2 runs scored...started Game 3 of NLDS vs. Mets at Shea Stadium, allowing 1 run in 5.1 innings of Giants 3-2, 13-inning defeat...**1999**...became Giants' top winner in just 1st full season in big leagues, going 18-9 with 3.81 ERA...with 18 victories, became Giants' winningest right-handed pitcher since John Burkett (22-7) and Bill Swift (21-8) in 1993...ranked among National League leaders in wins (T-4th), complete games (3, T-9th), batting average against (.244, 7th) and slugging pct. allowed (.388, 8th)...owned 3rd lowest batting average against with runners in scoring position (.211)...however, led circuit in walks (125) and finished tied for 3rd with 13 wild pitches...led SF staff in wins, starts (33), complete games, innings (207.2) and strikeouts (164)...Giants went 22-11 in his starts...worked at least 6.0 innings in

Giants Who've Played in CWS

6 Players on the Giants' 40-man roster played in the Division I College World Series in Omaha, Nebraska.

Player	School	Year
Kurt Ainsworth	Louisiana State	1998
Barry Bonds	Arizona State	1983, '84
Jeff Kent	California	1988
Damon Minor	Oklahoma	1994*
Calvin Murray	Texas	1991, '92
Russ Ortiz	Oklahoma	1994*

*won NCAA championship

25 of 33 starts on year (75.8%), including 8.0 innings 4 times and 3 complete games (April 23 vs. Colorado, July 5 at SD and Oct. 1 at Colorado)...over 33 outings, yielded 3 earned runs or less 23 times (69.7%)...tossed 1st career complete game April 23 vs. Colorado, yielding just 6 hits and 2 walks while striking out 8 in 7-2 SF victory...twirled 2nd career complete game July 5 at San Diego, tossing 6-hitter in 4-1 victory...did it all, striking out career-high 10 as well as going 2-for-3 with 2 RBI at plate...was 1 out from tossing 2nd straight route-goer in July 11 victory over St. Louis...yielded just 2 hits, solo HRs by Mark McGwire and Fernando Tatis...struck out career-high 10 batters for 2nd consecutive game, becoming 1st Giant to do so since Shawn Estes accomplished feat Aug. 9 (at MON) and 14 (vs. CHI), 1997...polished off fine campaign with complete game, 7-hit victory Oct. 1 at Colorado, defeating Rockies 9-4...had greatest success at Candlestick Park, going 11-3 with 3.04 ERA (38er, 112.1ip) in 17 outings...3.04 mark was 10th best home ERA in NL...led Giants pitchers with 14 hits and 8 RBI, while hitting .197 (14-for-71) with 2 2Bs, HR and 7 sacrifices...clubbed 2nd career HR off COLs Brian Bohanon June 30 in SF's 4-1 victory...went 3-for-3 with 2 runs and 2B June 18 vs. Chicago to become 1st SF pitcher to register 3 hits since Mark Portugal on June 5, 1994 at St. Louis...**1998**...spent majority of 2nd half of season with Giants after being on shuttle between SF and triple-A Fresno for most of 1st half...had 4 stints with SF (March 31-April 25; May 25-June 3; June 20-July 4; July 14-end of season)...made 1st Opening Day roster, when he was recalled from Fresno prior to March 31 lid-lifter at Houston, taking roster spot of disabled Osvaldo Fernandez...worked out of bullpen before taking rotation spot of Shawn Estes who missed 44 games while on DL...was 4-4 with 5 no decisions and 5.71 ERA (48er, 75.2ip) as starter...owned 0.75 ERA (1er, 12.0ip) in 8 relief outings...Giants went 9-4 in his starts, including wins in 5 of his last 6 outings...went 2-0 with 4.24 ERA (11er, 23.1ip) in his last 4 starts, all Giants' victories...picked up 2nd straight win Sept. 24 vs. Pittsburgh, yielding 1 run over 5.0 innings prior to leaving with tightness in lower back...helped offense by clubbing his 1st ML home run (off Elmer Dessens in 2nd inning) in that Pirates game...had no decision in his 1st big league start July 20 vs. Arizona, eventual 5-3 Giants' victory...had 7 strikeouts, but also walked 6...picked up 1st big league win Aug. 5 at New York, as he worked 8-plus innings...after falling behind 3-2 in 4th, allowed only 4 base runners over his next

4-plus frames...was unscored upon in 7 of his 8 ML relief outings (12.0ip,1er), prior to moving to rotation...made ML debut April 2 at Houston, closing out 9-2 SF win with pair of scoreless frames (0h,3bb,+so)...in 10 total starts for Grizzlies, was 3-1 with 1.60 ERA (9er,50.2ip) while holding opponents to .198 avg. (35-for-177)...was named "Harry S. Jordan Award" winner, an annual award accorded to best 1st time player in Giants Major League spring training camp in vote by his teammates...**1997**...made transition from reliever to starter...split season between double-A Shreveport and triple-A Phoenix...prior to regular season, started for Giants March 31 in exhibition vs. Cleveland at Candlestick Park...opened campaign at Shreveport, posting 2-3 ledger with 4.13 ERA (26er, 56.2ip) in 12 starts...earned promotion to Phoenix and made his 1st start for Firebirds June 21, suffering loss at Edmonton...was named Howe Sportsdata Pitcher of Week for PCL Aug. 10-16...won both of his post-season starts for Phoenix, yielding 4 runs (3 earned) over 12.1 innings (2.19 ERA)...struck out 15 and walked 5 in playoffs...**1996**...split year between single-A San Jose and Shreveport, combining for 1-2 record with 36 saves and 1.85 ERA (13er,63.1ip) in 60 appearances...his save total was only 2 short of top mark in minors on year (El Paso's Sean Maloney recorded 38)...dominated California League hitters, yielding just 1 earned run on 16 hits and striking out 63 in 36.2 innings (0.25 ERA)...logged 23 saves in just 34 games for junior Giants, finishing 2nd in CL in rescues...was named to In-Season All-Star squad, while garnering honorable mention honors for Post-Season All-Star team...was promoted to double-A June 25, finishing campaign in Texas League...added 13 saves with Captains, posting 1-2 mark with 4.05 ERA in 26 outings...participated in Hawaiian Winter League following season, working strictly as starter and posting 2-6 tally with 3.50 ERA (17er,43.2ip) in 9 outings at West Oahu...**1995**...opened at rookie-level Bellingham, helping club to North Division championship while posting 2-0 mark with league-high 12 saves and stingy 0.25 ERA (2er,34.1ip)...was selected #9 prospect in Northwest League by opposing managers...for his effort, earned promotion to San Jose just prior to California League Playoffs...worked in 5 regular season games with junior Giants (0-1, 1.50 ERA) and 5 post-season contests for eventual CL runners-up (0-1, 3.38 ERA, 2 saves)...

A GIANT IN THE COMMUNITY...recipient of Giants' 2001 John Hancock Roberto Clemente Award...worked with mentoring program at Mid Peninsula YMCA called "Building Futures"...as part of ongoing relationship with program, participates in several activities with mentoring pairs throughout season...visited with teens from Delancey Street's Life Learning Academy, a charter school which provides troubled teens with a sense of hope...participated in Giants Wives' post-game auction and clinic to raise money for Junior Giants and Comfort for Kids, which provides specialized medical care to children throughout Bay Area who are facing a life-threatening illness...was 1 of 3 Giants transit ambassadors, filming PSA for Giants public transit program...also supports Peninsula Humane Society...supports San Francisco SPCA...acted as spokesman of 1999 RSVP (Resolve To Stop The Violence) Day...in 1999, worked with Marvin Benard and San Mateo Barrios Unidos, hosting baseball clinic for children at Candlestick Park...participates in Giants' off-season Care-A-Van, visiting youth groups, schools and hospitals throughout Northern and Central California...also participated in Giants Community Fund Golf Tournament...

PERSONAL...graduated from Montclair Prep (Van Nuys, CA) High School...was high school teammate of current Toronto Blue Jay Brad Fullmer...attended University of Oklahoma...was college teammate of current Major Leaguers Greg Norton and Ryan Minor as well as Damon Minor...helped Sooners to 1994 College World Series Championship, registering 3 saves, 3.50 ERA and 30 strikeouts in 38.0 innings...married (Stacy Scoggins, Oct. 4, 1997)...has one daughter (Grace Elaine, July 30, 2001)...

RUSSELL REID ORTIZ

Year	Club	W-L	ERA	G	GS	CG	SH	SV	IP	H	R	ER	HR	HB	BB	SO	WP	BK
1995	Bellingham	2-0	0.52	25	0	0	0	12	34.1	19	4	2	1	0	13	55	2	1
	San Jose	0-1	1.50	5	0	0	0	0	6.0	4	1	1	0	0	2	7	0	0
1996	San Jose	0-0	0.25	34	0	0	0	23	36.2	16	2	1	0	2	20	63	0	0
	Shreveport	1-2	4.05	26	0	0	0	13	26.2	22	14	12	0	2	21	29	1	0
1997	Shreveport	2-3	4.13	12	12	0	0	0	56.2	52	28	26	3	1	37	50	2	1
	Phoenix	4-3	5.51	14	14	0	0	0	85.0	96	57	52	11	2	34	70	3	1
1998	San Francisco	4-4	4.99	22	13	0	0	0	88.1	90	51	49	11	4	46	75	3	0
	Fresno	3-1	1.60	10	10	0	0	0	50.2	35	10	9	3	4	22	59	1	0
1999	San Francisco	18-9	3.81	33	33	3	0	0	207.2	189	109	88	24	6	125	164	13	0
2000	San Francisco	14-12	5.01	33	32	0	0	0	195.2	192	117	109	28	7	112	167	8	0
2001	San Francisco	17-9	3.29	33	33	1	0	0	218.2	187	90	80	13	0	91	169	8	1
Minor Totals		12-10	3.13	126	36	0	0	48	296.0	244	116	103	18	11	149	333	9	3
M.L. Totals		53-34	4.13	121	111	4	0	0	710.1	658	367	326	76	17	374	575	32	1

ORTIZ' M.L. BATTING

		AVG	G	AB	R	H	2B	3B	HR	RBI	SH	SF	HP	BB	SO	SB	CS	E
—	2001	.194	33	67	6	13	6	0	0	6	8	1	0	5	19	0	0	1
—	Career	.205	121	224	23	46	10	0	2	21	26	1	0	18	61	0	0	2

LAST HOME RUN: June 30, 1999 vs. Colorado (off Brian Bohanon)

DIVISION SERIES RECORD

Year	Club	W-L	ERA	G	GS	CG	SH	SV	IP	H	R	ER	HR	HB	BB	SO	WP	BK
2000	SF vs. NY	0-0	1.69	1	1	0	0	0	5.1	2	1	1	0	0	4	4	0	0

ORTIZ VS. 2002 OPPONENTS

	2001						CAREER					
	W-L-S	ERA	G	IP	H	ER	W-L-S	ERA	G	IP	H	ER
vs. Arizona	1-2-0	6.89	3	15.2	23	12	3-4-0	5.07	10	55.0	60	31
Atlanta	—	—	—	—	—	—	2-4-0	5.02	6	37.2	45	21
Chicago	—	—	—	—	—	—	2-3-0	6.55	7	33.0	31	24
Cincinnati	1-0-0	4.05	2	13.1	14	6	3-2-0	4.91	7	40.1	36	22
Colorado	2-2-0	4.21	5	36.1	36	17	5-2-0	3.54	10	73.2	66	29
Florida	0-1-0	1.84	2	14.2	11	3	2-1-0	2.27	5	35.2	26	9
Houston	1-0-0	1.35	2	13.1	9	2	3-1-0	2.18	8	41.1	32	10
Los Angeles	1-0-0	2.25	1	8.0	3	2	2-3-0	6.69	7	36.1	43	27
Milwaukee	1-1-0	3.14	2	14.1	6	5	3-2-0	6.07	5	29.2	22	20
Montreal	2-0-0	1.20	2	15.0	7	2	4-2-0	3.19	6	42.1	37	15
New York	1-1-0	4.50	2	12.0	14	6	5-1-0	3.26	7	47.0	39	17
Philadelphia	0-0-0	2.25	1	8.0	6	2	2-2-0	4.79	7	41.1	45	22
Pittsburgh	1-0-0	6.00	1	6.0	6	4	6-0-0	2.11	7	38.1	28	9
St. Louis	0-1-0	2.92	2	12.1	11	4	1-3-0	5.16	7	29.2	32	17
San Diego	4-1-0	3.18	6	34.0	29	12	6-2-0	3.38	12	69.1	59	26
San Francisco	—	—	—	—	—	—	—	—	—	—	—	—
Baltimore	—	—	—	—	—	—	—	—	—	—	—	—
New York (AL)	—	—	—	—	—	—	—	—	—	—	—	—
Oakland	—	—	—	—	—	—	1-2-0	3.86	3	18.2	16	8
Tampa Bay	—	—	—	—	—	—	—	—	—	—	—	—
Toronto	—	—	—	—	—	—	—	—	—	—	—	—
Interleague	2-0-0	1.72	2	15.2	12	3	4-2-0	4.07	10	59.2	57	27

ORTIZ' CAREER IN BALLPARKS

	W-L-S	ERA	G	IP	H	ER		W-L-S	ERA	G	IP	H	ER
at Bank One	3-2-0	5.40	5	30.0	36	18	at Veterans	1-1-0	8.80	3	15.1	25	15
Turner	0-3-0	9.00	3	15.0	27	15	PNC	1-0-0	6.00	1	6.0	6	4
Wrigley	1-2-0	9.42	4	14.1	19	15	Busch	0-2-0	8.38	2	9.2	13	9
Cinergy	2-1-0	5.94	3	16.2	14	11	Qualcomm	3-0-0	1.82	6	39.2	31	8
Coors	1-1-0	4.43	3	22.1	25	11	Pacific Bell	14-8-0	3.28	32	200.1	166	73
Pro Player	1-1-0	1.29	2	14.0	10	2	Camden	—	—	—	—	—	
Enron	2-0-0	2.19	2	12.1	12	3	Yankee	—	—	—	—	—	
Dodger	1-2-0	5.81	5	26.1	25	17	Net. Assoc.	0-2-0	5.68	2	12.2	12	8
Miller	0-1-0	5.68	1	6.1	4	4	Tropicana	—	—	—	—	—	
Olympic	2-1-0	2.21	3	20.1	15	5	SkyDome	—	—	—	—	—	
Shea	2-1-0	3.86	3	21.0	14	9							

ORTIZ BY MONTH

	2001						CAREER					
	W-L-S	ERA	G	IP	H	ER	W-L-S	ERA	G	IP	H	ER
In March/April	3-1-0	2.73	5	33.0	26	10	8-6-0	3.12	19	104.0	86	36
May	4-2-0	3.89	6	37.0	41	16	8-5-0	4.50	17	98.0	102	49
June	1-2-0	3.41	6	34.1	30	13	5-7-0	5.59	20	104.2	113	65
July	4-1-0	3.58	5	37.2	33	15	8-5-0	4.06	19	115.1	116	52
August	2-2-0	3.63	6	44.2	30	18	13-7-0	4.08	24	154.1	141	70
Sept./Oct.	3-1-0	2.25	5	32.0	27	8	11-4-0	3.63	22	134.0	120	54
Before ASB	9-5-0	3.28	18	112.1	100	41	24-18-0	4.24	60	337.2	317	159
After ASB	8-4-0	3.30	15	106.1	87	39	29-16-0	4.03	61	372.2	341	167

ORTIZ' STATISTICAL BREAKDOWN

	2001						CAREER					
	W-L-S	ERA	G	IP	H	ER	W-L-S	ERA	G	IP	H	ER
Season	17-9-0	3.29	33	218.2	187	80	53-34-0	4.13	121	710.1	658	326
Home	8-3-0	2.49	16	108.1	87	30	28-14-0	3.42	63	373.2	321	142
Road	9-6-0	4.08	17	110.1	100	50	25-20-0	4.92	58	336.2	337	184
Day	5-2-0	3.52	10	61.1	59	24	17-13-0	4.96	43	239.1	233	132
Night	12-7-0	3.20	23	157.1	128	56	36-21-0	3.71	78	471.0	425	194
Starter	17-9-0	3.29	33	218.2	187	80	52-34-0	4.23	111	691.2	645	325
Reliever	—	—	—	—	—	—	1-0-0	0.48	10	18.2	13	1

ORTIZ' CAREER FIELDING

Position	PCT.	G	PO	A	E	TC	DP	PB
Pitcher	.987	121	45	111	2	158	12	—

CAREER TRANSACTIONS

- Selected by San Francisco in 4th round of June 1995 draft. Signed by Mike Keenan.

CAREER HIGHS

- Low-Hit Game:** 5, July 18, 2001 vs. Colorado
- Innings Pitched - Starter:** 9.0 (4 times), last: July 18, 2001 vs. Colorado
- Reliever:** 6.0, July 13, 2000 vs. Oakland
- Most Strikeouts:** 12 (twice), last: Aug. 30, 2000 at Pittsburgh
- Winning Streak:** 7, Aug. 3-Sept. 4, 2000
- Losing Streak:** 3 (twice), last: Aug. 26-Sept. 5, 2001

Angel Pena

CATCHER



Birthdate: February 16, 1975

2002 Opening Day Age: 27

Birthplace: San Pedro de Macoris, Dominican Republic

Resides: San Pedro de Macoris, Dominican Republic

Bats: Right **Throws:** Right **Height:** 5-10 **Weight:** 228

M.L. Service: 100 days

How Obtained: Signed as free agent, January 8, 2002.

Contract Status: Non-roster invitee

CAREER...27-year old backstop comes to Giants as non-roster invitee after spending previous 9 years in Los Angeles organization...has seen big league action with Dodgers each of last 4 seasons, compiling .209 batting average with 5 HRs and 23 RBI in 71 Major League contests...owns career .304 mark with 91 clouts and 390 RBI in 544 minor league games...

2001 SEASON...began season with Dodgers, hitting .204 (11-for-54) with 2B, HR and 2 RBI in 22 games (13 starts)...threw out 4 of 11 (36.4%) attempted base-stealers with LA, and connected for lone big league clout May 27 vs. Houston (off Scott Elarton)...was designated for assignment June 8 and subsequently outrighted to triple-A Las Vegas June 15...finished season with 51s, batting .313 (62-for-198) with 8 2Bs, 16 HRs and 41 RBI in 53 games...homered in 1st 3 games with Las Vegas and in 4 of 1st 5 contests...

2000...hit .308 with 12 2Bs, 17 HRs, 61 RBI and .527 slugging percentage in 87 games for triple-A Albuquerque...recalled to Los Angeles Sept. 14, but did not see any action due to thumb injury...was out of action April 22-May 19 with right hip flexor strain...hit at .370 clip (34-for-92) with 10 HRs and 27 RBI over 23-game stretch July 5-Aug. 10...hit PCL left-handers to tune of .341 average...**1999**...began year with Albuquerque, but was recalled to Dodgers May 18...with LA, batted .208 (25-for-120) with 6 2Bs, 4 HRs and 21 RBI in 42 games...collected 1st career RBI June 4 vs. Anaheim...started 9 consecutive games beginning June 15...suffered strained hamstring June 25 at San Francisco...hit 1st career home run July 7 at Colorado, 3-run shot in 4th inning...optioned to Albuquerque Aug. 1...strained his right elbow while making throw Aug. 10...was placed on DL Aug. 24 with right elbow strain and missed remainder of season...overall with Dukes, hit .291 (37-for-127) with 10 2Bs, HR and 24 RBI in 34 games...**1998**...had best year of minor league career at double-A San Antonio before being recalled by Dodgers Sept. 5...saw action in 6 games with LA, including 3 starts behind plate...went 3-for-13 (.231) with run scored at big league level...made ML debut as pinch-hitter Sept. 8 at Arizona and singled off Diamondbacks' Brian Anderson for 1st big league hit...was named Dodgers' Minor League Player of Year after outstanding campaign at San Antonio...established career highs in nearly every offensive category with Missions, including games played (126), batting average (.335), runs scored (81), hits (162), 2Bs (32), HRs (22) and RBI (105)...was named to post-season Texas League All-Star team after becoming just 4th catcher in league history to top 100-RBI plateau...among TL batting leaders, ranked 2nd in batting and RBI, 3rd in hits, 4th in total bases (264) and tied for 5th in extra-base hits (56)...was named to NL squad for Double-A All-Star game July 8 in New Haven, CT...led all Dodgers' farmhands in hits, 2Bs and RBI while ranking 3rd in batting, runs and HRs and 5th in walks (48)...**1997**...batted .276 with 16 HRs and 64 RBI in 86 games at single-A San Bernardino before missing rest of season due to arthroscopic surgery on right shoulder in July...**1996**...hit combined .307 with 14 HRs and 56 RBI in 59 games at single-A Savannah and rookie-league squad La Romana...helped lead La Romana to Dominican Summer League championship with .474 average, 8 HRs and 40 RBI in 23 games...**1995**...batted .290 with 4 HRs and 15 RBI in 49 games at rookie Great Falls...tied for club lead in homers and was 5th in batting...**1994**...missed entire season following right elbow surgery...**1993**...in 1st professional season, hit .280 with HR and 24 RBI in 50 games for rookie La Vega...

PERSONAL...single...

ANGEL MARIA PENA

Year	Club	AVG	G	AB	R	H	2B	3B	HR	RBI	SH	SF	HP	BB	SO	SB	CS	E	
1993	La Vegas	.280	50	168	27	47	3	2	1	24	4	1	1	10	41	6	0	15	
1994							— Injured, Did Not Play —												
1995	Great Falls	.290	49	138	24	40	11	1	4	15	0	3	3	21	32	2	1	7	
1996	Savannah	.205	36	127	13	26	4	0	6	16	1	0	0	7	37	1	1	5	
	La Romana	.474	23	78	30	37	9	1	8	40	0	0	1	24	12	1	0	1	
1997	San Bernardino	.276	86	322	53	89	22	4	16	64	0	2	2	32	84	3	5	10	
1998	San Antonio	.335	126	483	81	162	32	2	22	105	3	2	6	48	80	9	5	14	
	Los Angeles	.231	6	13	1	3	0	0	0	0	0	0	0	6	0	0	0	0	
1999	Albuquerque	.291	34	127	15	37	10	1	1	24	0	0	0	10	24	3	2	3	
	Los Angeles	.208	43	120	14	25	6	0	4	21	1	2	0	12	24	0	1	3	
2000	Albuquerque	.308	87	315	52	97	12	3	17	61	1	2	0	28	75	3	1	7	
	Los Angeles						— Did Not Play —												
2001	Los Angeles	.204	22	54	3	11	1	0	1	2	2	1	0	1	17	0	0	0	
	Las Vegas	.313	53	198	39	62	8	2	16	41	0	2	1	18	52	1	0	6	
Minor Totals		.304	544	1956	334	597	111	16	91	390	9	12	14	198	437	29	15	68	
M.L. Totals		.209	71	187	18	39	7	0	5	23	3	3	0	13	47	0	1	3	

PENA VS. 2002 OPPONENTS

	2001					CAREER				
	AVG	AB	H	HR	RBI	AVG	AB	H	HR	RBI
vs. Arizona	.000	2	0	0	0	.059	17	1	0	0
Atlanta	.000	1	0	0	0	.200	5	1	0	0
Chicago	.333	3	1	0	0	.333	3	1	0	0
Cincinnati	.143	7	1	0	1	.200	15	3	0	3
Colorado	.500	2	1	0	0	.375	16	6	2	5
Florida	.143	7	1	0	0	.143	7	1	0	0
Houston	.400	5	2	1	1	.250	8	2	1	1
Los Angeles	—	—	—	—	—	—	—	—	—	—
Milwaukee	—	—	—	—	—	.000	5	0	0	0
Montreal	.500	4	2	0	0	.500	4	2	0	0
New York	.000	5	0	0	0	.000	5	0	0	0
Philadelphia	.167	6	1	0	0	.200	15	3	0	0
Pittsburgh	.000	3	0	0	0	.105	19	2	0	2
St. Louis	—	—	—	—	—	.000	3	0	0	0
San Diego	.250	4	1	0	0	.167	18	3	0	1
San Francisco	.200	5	1	0	0	.182	11	2	0	0
Baltimore	—	—	—	—	—	—	—	—	—	—
New York (AL)	—	—	—	—	—	—	—	—	—	—
Oakland	—	—	—	—	—	.333	3	1	0	0
Tampa Bay	—	—	—	—	—	—	—	—	—	—
Toronto	—	—	—	—	—	—	—	—	—	—
Interleague	—	—	—	—	—	.333	36	12	2	11

PENA'S CAREER IN BALLPARKS

	AVG	AB	H	HR	RBI		AVG	AB	H	HR	RBI
at Bank One	.111	9	1	0	0	at Veterans	—	—	—	—	—
Turner	.250	4	1	0	0	PNC	—	—	—	—	—
Wrigley	.333	3	1	0	0	Busch	—	—	—	—	—
Cinergy	.182	11	2	0	1	Qualcomm	.250	4	1	0	1
Coors	.200	5	1	1	3	Pacific Bell	—	—	—	—	—
Pro Player	—	—	—	—	—	Camden	—	—	—	—	—
Enron	.000	1	0	0	0	Yankee	—	—	—	—	—
Dodger	.210	124	26	3	11	Net. Assoc.	.333	3	1	0	0
Miller	—	—	—	—	—	Tropicana	—	—	—	—	—
Olympic	.500	4	2	0	0	SkyDome	—	—	—	—	—
Shea	.000	5	0	0	0						

PENA BY MONTH

		2001					CAREER				
		AVG	AB	H	HR	RBI	AVG	AB	H	HR	RBI
In	March/April	.150	20	3	0	0	.150	20	3	0	0
	May	.242	33	8	1	2	.213	47	10	1	2
	June	.000	1	0	0	0	.189	53	10	0	4
	July	—	—	—	—	—	.241	54	13	4	17
	August	—	—	—	—	—	—	—	—	—	—
	Sept./Oct.	—	—	—	—	—	.231	13	3	0	0
	Before ASB	.204	54	11	1	2	.210	138	29	3	12
	After ASB	—	—	—	—	—	.204	49	10	2	11

PENA'S STATISTICAL BREAKDOWN

		2001					CAREER				
		AVG	AB	H	HR	RBI	AVG	AB	H	HR	RBI
	Home	.212	33	7	1	1	.210	124	26	3	11
	Road	.190	21	4	0	1	.206	63	13	2	12
	Day	.286	14	4	1	1	.305	59	18	4	10
	Night	.175	40	7	0	1	.164	128	21	1	13
	Grass	.180	50	9	1	2	.201	174	35	5	22
	Turf	.500	4	2	0	0	.308	13	4	0	1
	vs. LHP	.167	12	2	0	0	.221	68	15	4	15
	vs. RHP	.214	42	9	1	2	.202	119	24	1	8
	RISP	.125	16	2	0	1	.226	53	12	2	19
	Bases Loaded	—	—	—	—	—	.250	4	1	0	3
	as Pinch Hitter	.143	7	1	0	0	.182	11	2	0	0
	as DH	—	—	—	—	—	—	—	—	—	—

PENA'S CAREER FIELDING

Position	PCT.	G	PO	A	E	TC	DP	PB
Catcher	.993	62	384	39	3	426	5	7

CAREER TRANSACTIONS

- Signed by Los Angeles as non-drafted free agent, July 24, 1992.
- Granted free agency Oct. 15, 2001; signed with San Francisco Jan. 8, 2002.

CAREER HIGHS

- **Most Hits:** 3, July 11, 1999 vs. Seattle (with Los Angeles)
- **Most RBI:** 4, July 17, 1999 at Anaheim (with Los Angeles)
- **Most Home Runs:** 1 (5 times), last: May 27, 2001 vs. Houston (with Los Angeles)
- **Career Grand Slams:** None
- **Longest Hitting Streak:** 3 games (3 times), last: July 20-22, 1999 (with Los Angeles)

Cody Ransom

INFILDER



Birthdate: February 17, 1976

2002 Opening Day Age: 26

Birthplace: Mesa, Arizona

Resides: Chandler, Arizona

Bats: Right **Throws:** Right **Height:** 6-2 **Weight:** 190

M.L. Service: 30 days

How Obtained: Giants #14 selection (9th round) in June 1998 draft.

Contract Status: Signed through 2002

CAREER...Giants infield prospect enjoyed improved offensive production in 2001 at triple-A level prior to earning September call-up to San Francisco...earned Pacific Coast League All-Star honors...represented Giants, along with Jerome Williams, in 2001 Futures Game as part of All-Star festivities in Seattle...named 10th best prospect in organization by *Baseball America* entering 2002...

2001 SEASON...got 1st taste of triple-A and Major League action, spending full year at Fresno before earning September call-up to San Francisco...was recalled from Fresno prior to Sept. 8 game vs. Colorado...marked 1st appearance on ML roster...made ML debut Sept. 5 vs. Arizona, pinch hitting in 8th inning (0-for-1) and working at SS in 9th...appeared in 9 games for Giants, going 0-for-7...was 0-for-4 as pinch hitter...was 2001 PCL All-Star in 1st stint at triple-A...named best defensive SS in PCL by *Baseball America's* Tools of the Trade poll...hit .241 (113-for-469) with 77 runs, 21 2Bs, 6 3Bs, 23 HRs, and team-best 78 RBI in 13+ games for Grizzlies...both HR and RBI totals were career high...ranked 5th among Giants farmhands in HRs...led Fresno in RBI and runs (tied), while finishing 3rd in HRs...also swiped 16 bases in 18 attempts...was selected to play in 2001 Futures Game as part of All-Star festivities in Seattle, going 0-for-3 as starting SS for U.S. squad...played for Grand Canyon in Arizona Fall League after season...

2000...spent entire campaign playing shortstop for double-A Shreveport...hit .200 with 7 HR and 47 RBI in career-high 130 games for Captains...hit .077 (1-for-13) in 4 games of Texas League playoff series...**1999**...split season between single-A Bakersfield and Shreveport...combined, hit .259 (103-for-357) in 113 contests...earned honorable mention status on California League Post-Season All-Star squad...began year at Bakersfield, hitting .275 (98-for-356) with 11 HRs and 47 RBI...despite playing just 99 games for Blaze, ranked among team leaders in HRs (T1st), 3Bs (T2nd - 6) and runs scored (3rd - 69)...was named Bakersfield's Player of Month for July...hit .327 (37-for-113) with 4 HRs and 16 RBI during award-winning month...was promoted to Shreveport in middle of Aug...appeared in 14 games with Captains, hitting .122 (5-for-41) with 2 HRs and 4 RBI...**1998**...spent 1st professional season at rookie-league Salem-Keizer...hit .233 (55-for-236) with 6 HRs and 27 RBI in team-high 71 games for Volcanoes...also led squad in at-bats (236), runs scored (52), walks (+3) and stolen bases (19)...finished 2nd in Northwest League with team-high 7 3Bs, while also collecting 12 2Bs...hit team-leading .429 (3-for-7) with 3 RBI in 2 post-season contests, helping lead Volcanoes to NWL title...

PERSONAL...graduated from Chandler (AZ) High School...attended Grand Canyon (AZ) University...is older brother of pitcher Troy Ransom, Giants' 29th round selection in June 1999 draft...married (Erica Munoz, Nov. 18, 2000)...

BRYAN CODY RANSOM

Year	Club	AVG	G	AB	R	H	2B	3B	HR	RBI	SH	SF	HP	BB	SO	SB	CS	E
1998	Salem-Keizer	.233	71	236	52	55	12	7	6	27	3	4	2	43	56	19	6	24
1999	Bakersfield	.275	99	356	69	98	12	6	11	47	1	1	8	54	108	15	8	30
	Shreveport	.122	14	41	6	5	0	0	2	4	1	2	1	4	22	0	0	3
2000	Shreveport	.200	130	459	58	92	21	2	7	47	3	3	0	40	141	9	3	25
2001	Fresno	.241	134	469	77	113	21	6	23	78	3	5	0	44	137	17	2	12
	San Francisco	.000	9	7	1	0	0	0	0	0	0	0	0	0	5	0	0	0
Minor Totals		.233	448	1561	262	363	66	21	49	203	11	15	11	185	464	60	19	94
M.L. Totals		.000	9	7	1	0	0	0	0	0	0	0	0	0	5	0	0	0

RANSOM VS. 2002 OPPONENTS

	2001					CAREER				
	AVG	AB	H	HR	RBI	AVG	AB	H	HR	RBI
vs. Arizona	.000	1	0	0	0	.000	1	0	0	0
Atlanta	—	—	—	—	—	—	—	—	—	—
Chicago	—	—	—	—	—	—	—	—	—	—
Cincinnati	—	—	—	—	—	—	—	—	—	—
Colorado	.000	1	0	0	0	.000	1	0	0	0
Florida	—	—	—	—	—	—	—	—	—	—
Houston	.000	3	0	0	0	.000	3	0	0	0
Los Angeles	.000	1	0	0	0	.000	1	0	0	0
Milwaukee	—	—	—	—	—	—	—	—	—	—
Montreal	—	—	—	—	—	—	—	—	—	—
New York	—	—	—	—	—	—	—	—	—	—
Philadelphia	—	—	—	—	—	—	—	—	—	—
Pittsburgh	—	—	—	—	—	—	—	—	—	—
St. Louis	—	—	—	—	—	—	—	—	—	—
San Diego	.000	1	0	0	0	.000	1	0	0	0
San Francisco	—	—	—	—	—	—	—	—	—	—
Baltimore	—	—	—	—	—	—	—	—	—	—
New York (AL)	—	—	—	—	—	—	—	—	—	—
Oakland	—	—	—	—	—	—	—	—	—	—
Tampa Bay	—	—	—	—	—	—	—	—	—	—
Toronto	—	—	—	—	—	—	—	—	—	—
Interleague	—	—	—	—	—	—	—	—	—	—

RANSOM'S CAREER IN BALLPARKS

	2001					CAREER				
	AVG	AB	H	HR	RBI	AVG	AB	H	HR	RBI
at Bank One	—	—	—	—	—	—	—	—	—	—
Turner	—	—	—	—	—	—	—	—	—	—
Wrigley	—	—	—	—	—	—	—	—	—	—
Cinergy	—	—	—	—	—	—	—	—	—	—
Coors	.000	1	0	0	0	.000	1	0	0	0
Pro Player	—	—	—	—	—	—	—	—	—	—
Enron	.000	1	0	0	0	.000	1	0	0	0
Dodger	.000	0	0	0	0	.000	4	0	0	0
Miller	—	—	—	—	—	—	—	—	—	—
Olympic	—	—	—	—	—	—	—	—	—	—
Shea	—	—	—	—	—	—	—	—	—	—
at Veterans	—	—	—	—	—	—	—	—	—	—
PNC	—	—	—	—	—	—	—	—	—	—
Busch	—	—	—	—	—	—	—	—	—	—
Qualcomm	.000	1	0	0	0	.000	1	0	0	0
Pacific Bell	.000	4	0	0	0	.000	4	0	0	0
Camden	—	—	—	—	—	—	—	—	—	—
Yankee	—	—	—	—	—	—	—	—	—	—
Net Assoc.	—	—	—	—	—	—	—	—	—	—
Tropicana	—	—	—	—	—	—	—	—	—	—
SkyDome	—	—	—	—	—	—	—	—	—	—

RANSOM BY MONTH

	2001					CAREER				
	AVG	AB	H	HR	RBI	AVG	AB	H	HR	RBI
In March/April	—	—	—	—	—	—	—	—	—	—
May	—	—	—	—	—	—	—	—	—	—
June	—	—	—	—	—	—	—	—	—	—
July	—	—	—	—	—	—	—	—	—	—
August	—	—	—	—	—	—	—	—	—	—
Sept./Oct.	.000	7	0	0	0	.000	7	0	0	0
Before ASB	—	—	—	—	—	—	—	—	—	—
After ASB	.000	7	0	0	0	.000	7	0	0	0

RANSOM'S STATISTICAL BREAKDOWN

	2001					CAREER				
	AVG	AB	H	HR	RBI	AVG	AB	H	HR	RBI
Home	.000	4	0	0	0	.000	4	0	0	0
Road	.000	3	0	0	0	.000	3	0	0	0
Day	.000	3	0	0	0	.000	3	0	0	0
Night	.000	4	0	0	0	.000	4	0	0	0
Grass	.000	7	0	0	0	.000	7	0	0	0
Turf	—	—	—	—	—	—	—	—	—	—
vs. LHP	—	—	—	—	—	—	—	—	—	—
vs. RHP	.000	7	0	0	0	.000	7	0	0	0
RISP	.000	5	0	0	0	.000	5	0	0	0
Bases Loaded	.000	1	0	0	0	.000	1	0	0	0
as Pinch Hitter	.000	4	0	0	0	.000	4	0	0	0
as DH	—	—	—	—	—	—	—	—	—	—

RANSOM'S CAREER FIELDING

Position	PCT.	G	PO	A	E	TC	DP	PB
Shortstop	1.000	6	0	4	0	4	0	—

CAREER TRANSACTIONS


- Selected by San Francisco in 9th round (Giants' 14th pick) of June 1998 draft. Signed by Doug Mapson.

CAREER HIGHS

- Most Hits:** None
- Most RBI:** None
- Most Home Runs:** None
- Career Grand Slams:** None
- Longest Hitting Streak:** None

Rafael Rigueiro

RIGHT-HANDED PITCHER



Birthdate: May 20, 1977

2002 Opening Day Age: 24

Birthplace: Riverside, California

Resides: Riverside, California

Bats: Right **Throws:** Right **Height:** 6-6 **Weight:** 200

M.L. Service: None

How Obtained: Giants #17 selection in June 2000 draft.

Contract Status: Non-roster invitee

CAREER...3rd-year professional comes to big league camp as non-roster invitee...has logged 5-4 ledger with 3.62 ERA in 54 minor league games (14 starts) over 2 seasons...has fanned 156 batters in 136.2 innings, average of 10.27 strikeouts per 9.0 frames...

2001 SEASON...versatile hurler worked both as starter and reliever for single-A Hagerstown, posting 5-3 record in 26 games (14 starts)...logged 3.19 ERA (34er, 96.0ip), 2nd-best mark among all Giants' farmhands...owned 3-to-1 strikeout-to-walk ratio, fanning 104 while issuing 35 free passes...was outstanding in August, earning organizational Player of Month honors after notching perfect 4-0 record with 2.30 ERA (8er, 31.1ip) in 5 starts...

2000...made professional debut with short-A Salem-Keizer...made 28 relief appearances, going 0-1 with 4.65 ERA (21er, 40.2ip)...averaged 11.51 strikeouts per 9.0 innings, fanning 52...

PERSONAL...attended Southern Nazarene (Bethany, OK) University...was teammate of Giants' #6 selection in June 2000 draft, Chad Ashlock, at Southern Nazarene...married (Hannah)...son (Jamison)...


RAFAEL RIGUEIRO

Year	Club	W-L	ERA	G	GS	CG	SH	SV	IP	H	R	ER	HR	HB	BB	SO	WP	BK
2000	Salem-Keizer	0-1	4.65	28	0	0	0	0	40.2	38	24	21	1	2	31	52	9	1
2001	Hagerstown	5-3	3.19	26	14	0	0	0	96.0	77	37	34	8	12	35	104	8	1
Minor Totals		5-4	3.62	54	14	0	0	0	136.2	115	61	55	9	14	66	156	17	2

CAREER TRANSACTIONS

- Selected by San Francisco in 17th round of June 2000 draft. Signed by Todd Thomas.

Felix Rodriguez

RIGHT-HANDED PITCHER

Birthdate: December 5, 1972

2002 Opening Day Age: 29

Birthplace: Montecristi, Dominican Republic

Resides: Hermanas Mirabah, Dominican Republic

Bats: Right **Throws:** Right **Height:** 6-1 **Weight:** 198

M.L. Service: 5 years

How Obtained: Acquired from Arizona in exchange for 2 players to be named later (LHP Troy Brohawn and OF Chris Van Rossum), Dec. 8, 1998.

Contract Status: Signed through 2003 (agreed to 2-year deal with mutual options for 2004 and 2005 prior to 2001 season)

CAREER...hard-throwing right-hander has emerged as one of premier set-up men in majors since joining Giants prior to 1999 campaign...in 3 seasons with San Francisco, has logged 15-6 mark with 3 saves and 2.64 ERA (67er, 228.1ip) in 203 relief outings...number of appearances has risen each year, from 11 with Los Angeles in 1995 to career-high 80 outings with Giants in 2001...owns 16-9 lifetime mark with 8 saves and 3.34 ERA in 283 big league appearances (1 start)...in his last 116 outings dating back to July 4, 2000, has forged 1.70 ERA (22er, 116.2ip)...has allowed just 80 hits and 40 walks during span while striking out 133...was originally catcher who was converted to pitcher after spending 1st 3 years of professional career behind plate in Dodgers' chain...was acquired from Arizona in trade following 1998 campaign...recorded 1st save in Diamondbacks franchise history, working perfect 9th inning in Arizona's 1st win April 5, 1998 vs. Giants...has seen ML action with Los Angeles (1995), Cincinnati (1997) Arizona (1998) and San Francisco (1999-2001)...

2001 SEASON...put together dominating campaign, solidifying his spot as one of best set-up men in baseball...received 7th-place vote in NL MVP balloting...in team- and career-high 80 appearances, posted 9-1 mark with 1.68 ERA, lowest amongst all Major League relievers...yielded just 15 earned runs in 80.1 innings, only 1.1 frames shy of career high...9 wins marked career high and tied for lead amongst all NL relievers (with LA's Matt Herges and MON's Graeme Lloyd), and was highest victory total by SF relief pitcher since Steve Bedrosian went 9-9 in 1990...recorded 32 holds to lead senior circuit for 2nd consecutive season (also 30 in 2000)...ranked 4th in league with .188 (53-for-182) batting average against...was stingiest NL pitcher against left-handers, allowing just 17 hits in 111 at-bats (.150)...allowed 9.1 baserunners per 9.0 innings, best mark among NL relievers...season ERA was last above 2.00 following May 23 outing (2.05), his 21st appearance of year...season ledger dropped to 1.96 in 22nd outing and was never higher than 1.88 for remainder of campaign...overall, after ERA stood at 3.38 after 9 appearances, forged microscopic 1.42 mark over final 71 outings (11er, 69.2ip)...was unscored upon in 68 of 80 efforts (85.0%), including 32 of 37 (86.5%) after All-Star Break...did not allow a baserunner in 29 of 80 outings (36.3%)...tagged with only loss of season July 4 at Los Angeles (1.0ip, 2h, 1r), yielding solo HR to Gary Sheffield leading off bottom of 8th inning that gave Dodgers 4-3 lead...following loss, ended season with career-best 5-game winning streak...tallied 1.42 ERA (5er, 38.0ip) over last 38 appearances of 1st half, and fashioned 4-game winning streak April 17-June 30...was winning pitcher in historic April 17 contest vs. Los Angeles...tossed perfect 8th inning (2so) and earned victory when Barry Bonds launched 500th career HR, 2-run blast into McCovey Cove in bottom of frame for 3-2 SF triumph...gave up 1 run against Montreal May 7, last score allowed for 6 weeks...fired 20.0-consecutive scoreless innings over 18-game stretch from May 7-June 21...over span, walked 3 and struck out 27 while holding opposing hitters to .109 batting average against (7-for-64)...scoreless run ended with blown save June 23 at St. Louis (0.1ip, 3h, 3r, 2er, 1bb)...responded by posting pair of victories and tossing 5.0-scoreless frames over next 6 appearances (June 24-July 3)...recorded 9th win Sept. 26 at Chavez Ravine, yielding run (1.0ip, 2h, 1er) before SF rallied with 3 runs in 9th for 6-4 triumph...was unscored upon in 20 of last 23 appearances, posting 1.17 ERA (3er, 23.0ip)...was nearly untouchable down stretch, logging 1.02 ERA (2er, 17.2ip) over final 18 efforts in Sept. and Oct...

2000...solidified role as Giants set-up man by teaming with closer Robb Nen to form one of Majors' most imposing bullpen tandems...in 44 games in which both pitchers worked, pair combined to go 6-2 with 25 saves and 0.85 ERA (9er, 95.1ip)...in fact, over last 25 outings together (dating back to 2nd game of July 4 DH vs. Colorado), pair went 2-0 with 19 saves and 0.17 ERA (1er, 53.2ip)...individually, posted 4-2 mark with 3 saves (in 7 chances) and 2.64 ERA (24er, 81.2ip)...worked in team-high 76 games, yielding runs in just 14 outings...tied for 5th in NL for appearances (Montreal's Steve Kline led with 83)...his ERA ranked 8th among all NL relievers, while 81.2 innings pitched ranked 10th...also led NL with 30 holds...closed out campaign with impressive numbers, yielding just 7 earned runs in his last 36 outings (beginning July 4), posting 1.73 ERA (36.1ip, 27h, 13bb, 42so, 2hr)...notched 1st save as Giant June 14 vs. Reds, tossing 1.1-scoreless frames in SF's 6-2 win...entered with 5-2 lead and 2-outs in 8th inning, stranding inherited runner at 1st base...was 6th career save, 1st since April 25, 1998 at Florida (with Arizona)...pitched in 3 games of NLDS vs. Mets, going 0-1 with 6.23 ERA (4.1ip, 3er)...suffered loss in Game 2, allowing single run in 10th inning after allowing 2-run homer in 9th...**1999**...worked in middle and long relief in initial campaign with Giants...was particularly strong over final 36 outings (beginning May 23), logging 2-1 record with 2.54 ERA (46.0ip, 44h, 18r, 14er, 20bb, 42so)...in those 36 contests, yielded runs in just 10 appearances...began run with 15-appearance stretch May 23-July 16 in which he was touched for just 1er (4 runs total) over 17.2ip (0.51 ERA)...prior to May 23, struggled early as he was 0-2 with 6.20 ERA (20.1ip, 23h, 14er, 9bb, 13so) in his initial 11 outings...recorded 1st win with Giants July 9 vs. St. Louis, working 2.0-perfect frames (4so) in SF's 5-4, 11-inning triumph...overall, retired 31 of 47 1st batters faced (66.0%), while stranding 15 of 31 inherited runners (48.4%)...was charged with 1 blown save...with bat, was 2-for-6 (.333) with 2B, HR, 3 RBI, sacrifice and HBP...slugged his 1st career homer (and 1st ML hit) April 10 vs. San Diego (off Andy Ashby), accounting for SF's lone run in 11-1 setback vs. Padres...participated in Dominican Winter League following season, pitching for Licey...**1998**...spent season with Arizona, opening initial year of franchise as closer...earned saves in 5 of 1st 9 appearances, however, was moved to set-up role with emergence of Gregg Olson...after notching franchise's historic 1st save April 5 vs. S.F., followed with save in next outing 3 nights later at Dodger Stadium, tossing scoreless 9th in Arizona's 1st shutout, preserving Brian Anderson's 3-0 win...struggled with control May 12 vs. Chicago, walking 4 men after 2 were out to incur 7-6 loss to Cubs and was moved into set-up role...after moving into that role, ran off 7-outing scoreless string (7.1ip) May 16-June 2...was subsequently placed on 15-day Disabled List with right hip flexor June 21-July 30...while on shelf, made rehabilitation outings for triple-A Tucson (1 game, 9.00 ERA) and rookie-league Tucson (3 games, 4.15 ERA)...**1997**...marked 1st full year as reliever while with Reds organization after signing as free agent...opened year at triple-A Indianapolis, but was summoned to Cincinnati June 7 for remainder of season...did not post decision in 26 appearances for Reds, including spot start...provided his most impressive work in latter half of season...compiled 6.04 ERA through 1st 12 outings, then had 2.18 mark in his last 14 trips to hill...made 1st Major League start Aug. 25 at Colorado, allowing 2 runs in 4.2 innings, but was not involved in Cincinnati's 7-6 victory...followed that start with 9 relief appearances, surrendering only 2 runs in span of 10.0 innings for 1.80 ERA...established big league best with 5 strikeouts in 5.0-inning relief appearance vs. Los Angeles Aug. 8, retiring last 10 men faced and 13 of last 14...**1996**...logged 2nd season at Los Angeles' triple-A Albuquerque club...split time between rotation and bullpen, appearing 27 times overall (19 starts)...was rated Dodgers' 9th best prospect by *Baseball America*, but was released following season...signed with Cincinnati Dec. 23...**1995**...spent majority of year at Albuquerque, but did have pair of stints with Dodgers...was named Pacific Coast League Pitcher of Week May 1-7, then got 1st call to majors May 12...made big league debut May 13 with 0.1 inning vs. St. Louis, his 1st of 5 appearances before returning to triple-A...was recalled again by Dodgers May 27, making 6 more relief appearances...earned 1st Major league win June 4 vs. New York with inning of work...posted overall 1-1 mark with 2.53 ERA in 11 outings for Los Angeles...**1994**...was used exclusively as starter at double-A San Antonio, going 6-8 with 4.03 ERA in 26 games...held opposition to .219 batting average, 4th best in Texas League...**1993**...was converted to pitcher at single-A Vero Beach after spending 1st 3 seasons as catcher...went 8-8 with 3.75 ERA in 32 games (20 starts)...included was no-hitter Aug. 28 vs. Sarasota, earning him Dodgers' minor league Pitcher of Week honors...**1992**...was named 10th best prospect in Dodgers' organization by *Baseball America* as catcher...hit .291 in 32 games for rookie-league Great Falls...**1991**...hit .266 in 45 games at rookie-level Kissimmee, his 1st year of baseball in U.S...**1990**...signed as non-drafted free agent by Dodgers Oct. 17, 1989...was assigned to Dominican Summer League...

A GIANT IN THE COMMUNITY...lent his name and image to Giants Travel Safely campaign, which recognized the importance of safe travel and various transit agencies throughout Bay Area...lent his name and image to City of San Francisco's anti-graffiti campaign, serving as spokesman on over 75,000 cards...participates in Giants Rewards and Kids Club activities and events...

PERSONAL... graduated from Liceo Bijiador (DR) High School... married (Luisa)... son (Felix, Jr., May 21, 1995)... daughter (Helen, May 13, 1997)...

FELIX RODRIGUEZ

Year	Club	W-L	ERA	G	GS	CG	SH	SV	IP	H	R	ER	HR	HB	BB	SO	WP	BK
1993	Vero Beach	8-8	3.75	32	20	2	1	0	132.0	109	71	55	15	6	71	80	9	6
1994	San Antonio	6-8	4.03	26	26	0	0	0	136.1	106	70	61	8	4	88	126	4	5
1995	Albuquerque	3-2	4.24	14	11	0	0	0	51.0	52	29	24	5	0	26	46	0	1
	Los Angeles	1-1	2.53	11	0	0	0	0	10.2	11	3	3	2	0	5	5	0	0
1996	Albuquerque	3-9	5.53	27	19	0	0	0	107.1	111	70	66	17	9	60	65	5	4
1997	Indianapolis	3-3	1.01	23	0	0	0	1	26.2	22	10	3	0	2	16	26	1	3
	Cincinnati	0-0	4.30	26	1	0	0	0	46.0	48	23	22	2	6	28	34	4	1
1998	Arizona	0-2	6.14	43	0	0	0	5	44.0	44	31	30	5	1	29	36	5	2
	Tucson (Rookie)	0-0	4.15	3	2	0	0	0	4.1	3	4	2	0	1	2	5	0	0
	Tucson	0-0	9.00	1	0	0	0	0	1.0	1	1	1	0	0	2	0	0	0
1999	San Francisco	2-3	3.80	47	0	0	0	0	66.1	67	32	28	6	2	29	55	2	0
2000	San Francisco	4-2	2.64	76	0	0	0	3	81.2	65	29	24	5	3	42	95	3	1
2001	San Francisco	9-1	1.68	80	0	0	0	0	80.1	53	16	15	5	1	27	91	1	0
Minor Totals		23-30	4.16	126	78	2	1	1	458.2	404	255	212	45	22	265	348	19	19
S.F. Totals		15-6	2.64	203	0	0	0	3	228.1	183	77	67	16	6	98	241	6	1
M.L. Totals		16-9	3.34	283	1	0	0	8	329.0	288	134	122	25	13	160	316	15	4

Year	Club	AVG	G	AB	R	H	2B	3B	HR	RBI	SH	SF	HP	BB	SO	SB	CS	E
1990	Santo Domingo	.228	63	241	23	55	10	0	2	33	1	4	2	15	52	4	3	—
1991	Kissimmee	.266	45	139	15	37	8	1	2	21	0	0	1	6	32	1	0	5
1992	Great Falls	.291	32	110	20	32	8	0	2	20	1	1	1	1	16	2	0	2
Minor Totals		.253	140	490	58	124	26	1	6	74	2	5	4	22	100	7	3	7

RODRIGUEZ' M.L. BATTING

		AVG	G	AB	R	H	2B	3B	HR	RBI	SH	SF	HP	BB	SO	SB	CS	E
—	2001	—	80	0	0	0	0	0	0	0	0	0	0	0	0	0	0	0
—	Career	.102	283	13	3	2	1	0	1	3	2	0	1	0	4	0	0	1

LAST HOME RUN: April 10, 1999 vs. San Diego (off Andy Ashby)

DIVISION SERIES RECORD

Year	Club	W-L	ERA	G	GS	CG	SH	SV	IP	H	R	ER	HR	HB	BB	SO	WP	BK
2000	SF vs. NY	0-1	6.23	3	0	0	0	0	4.1	6	3	3	1	0	1	6	0	0

RODRIGUEZ VS. 2002 OPPONENTS

	2001						CAREER					
	W-L-S	ERA	G	IP	H	ER	W-L-S	ERA	G	IP	H	ER
vs. Arizona	0-0-0	1.59	7	5.2	2	1	0-0-0	6.75	15	14.2	12	11
Atlanta	0-0-0	0.00	3	3.0	1	0	0-1-0	1.06	14	17.0	12	2
Chicago	0-0-0	6.00	3	3.0	2	2	0-2-0	4.08	15	17.2	15	8
Cincinnati	0-0-0	2.08	3	4.1	5	1	0-0-1	1.42	10	12.2	15	2
Colorado	1-0-0	0.00	9	11.0	6	0	1-0-1	3.52	24	30.2	30	12
Florida	0-0-0	0.00	1	1.0	0	0	0-1-3	3.52	12	15.1	16	6
Houston	0-0-0	3.00	4	3.0	3	1	0-0-0	2.37	15	19.0	16	5
Los Angeles	2-1-0	1.80	10	10.0	9	2	2-2-1	2.41	27	33.2	21	9
Milwaukee	0-0-0	6.23	4	4.1	5	3	1-0-0	6.08	13	13.1	19	9
Montreal	1-0-0	9.00	2	1.0	3	1	1-0-1	4.50	14	10.0	10	5
New York	1-0-0	1.42	5	6.1	4	1	4-1-0	3.38	17	24.0	27	9
Philadelphia	1-0-0	0.00	4	3.0	1	0	1-0-0	0.52	18	17.1	12	1
Pittsburgh	0-0-0	0.00	4	3.2	1	0	0-1-0	0.66	12	13.2	7	1
St. Louis	2-0-0	4.50	5	4.0	4	2	5-0-0	4.08	22	28.2	26	13
San Diego	0-0-0	0.79	10	11.1	3	1	0-1-0	4.44	23	26.1	18	13
San Francisco	—	—	—	—	—	—	0-0-1	3.68	6	7.1	4	3
Baltimore	—	—	—	—	—	—	—	—	—	—	—	—
New York (AL)	—	—	—	—	—	—	—	—	—	—	—	—
Oakland	1-0-0	0.00	3	3.0	1	0	1-0-0	3.72	10	9.2	9	4
Tampa Bay	—	—	—	—	—	—	—	—	—	—	—	—
Toronto	—	—	—	—	—	—	—	—	—	—	—	—
Interleague	1-0-0	0.00	6	5.2	4	0	1-0-0	4.23	26	27.2	29	13

RODRIGUEZ' CAREER IN BALLPARKS

	W-L-S	ERA	G	IP	H	ER		W-L-S	ERA	G	IP	H	ER
at Bank One	0-1-3	4.45	28	30.1	25	15	at Veterans	0-0-0	0.93	10	9.2	6	1
Turner	0-0-0	0.82	9	11.0	7	1	PNC	0-0-0	0.00	2	1.2	0	0
Wrigley	0-0-0	7.94	5	5.2	9	5	Busch	0-0-0	6.17	10	11.2	14	8
Cinergy	0-0-0	4.02	21	31.1	37	14	Qualcomm	0-1-0	2.51	13	14.1	5	4
Coors	0-0-0	4.74	14	19.0	19	10	Pacific Bell	8-0-2	1.82	76	79.0	51	16
Pro Player	0-1-1	3.60	8	10.0	10	4	Camden	---	---	---	---	---	---
Enron	0-0-0	1.93	4	4.2	5	1	Yankee	---	---	---	---	---	---
Dodger	2-3-1	2.11	22	21.1	18	5	Net. Assoc.	1-0-0	8.31	4	4.1	5	4
Miller	0-0-0	18.00	1	1.0	2	2	Tropicana	---	---	---	---	---	---
Olympic	1-0-1	3.68	9	7.1	7	3	SkyDome	---	---	---	---	---	---
Shea	1-1-0	4.85	9	13.0	15	7							

RODRIGUEZ BY MONTH

	2001						CAREER					
	W-L-S	ERA	G	IP	H	ER	W-L-S	ERA	G	IP	H	ER
In March/April	1-0-0	3.09	10	11.2	11	4	1-1-5	4.17	37	45.1	41	21
May	0-0-0	0.68	14	13.1	6	1	3-4-0	2.75	52	55.2	45	17
June	3-0-0	1.29	14	14.0	7	2	4-0-1	3.79	51	59.1	52	25
July	1-1-0	2.31	12	11.2	8	3	4-2-1	3.25	39	52.2	50	19
August	3-0-0	2.25	12	12.0	9	3	3-2-1	3.25	51	63.2	60	23
Sept./Oct.	1-0-0	1.04	18	17.1	12	2	1-0-0	2.84	32	31.2	25	10
Before ASB	4-1-0	1.87	43	43.1	28	9	9-6-7	3.45	155	175.0	149	67
After ASB	5-0-0	1.46	37	37.0	25	6	7-3-1	3.21	128	154.0	139	55

RODRIGUEZ' STATISTICAL BREAKDOWN

	2001						CAREER					
	W-L-S	ERA	G	IP	H	ER	W-L-S	ERA	G	IP	H	ER
Season	9-1-0	1.68	80	80.1	53	15	16-9-8	3.34	283	329.0	288	122
Home	5-0-0	0.91	40	39.2	25	4	11-3-5	3.04	137	160.0	131	54
Road	4-1-0	2.43	40	40.2	28	11	5-6-3	3.62	146	169.0	157	68
Day	2-0-0	1.29	27	28.0	14	4	6-1-4	3.07	98	117.1	112	40
Night	7-1-0	1.89	53	52.1	39	11	10-8-4	3.49	185	211.2	176	82
Starter	---	---	---	---	---	---	0-0-0	3.86	1	4.2	5	2
Reliever	9-1-0	1.68	80	80.1	53	15	16-9-8	3.33	282	324.1	283	120

RODRIGUEZ' CAREER FIELDING

Position	PCT.	G	PO	A	E	TC	DP	PB
Pitcher	.950	283	7	31	2	40	2	—

CAREER TRANSACTIONS

- Signed by Los Angeles as non-drafted free agent, Oct. 17, 1989.
- Signed by Cincinnati as free agent, Dec. 23, 1996.
- Traded to Arizona for player to be named later (RHP Scott Winchester, Nov. 18), Nov. 11, 1998.
- Traded to San Francisco for 2 players to be named later (LHP Troy Brohawn and OF Chris Van Rossum), Dec. 8, 1998.

CAREER HIGHS

- **Low-Hit Game:** No complete games
- **Innings Pitched - Starter:** 4.2, Aug. 25, 1997 at Colorado (with Cincinnati)
- **Reliever:** 5.0, Aug. 8, 1997 vs. Los Angeles (with Cincinnati)
- **Most Strikeouts:** 5 (twice), last: July 26, 1999 vs. St. Louis
- **Winning Streak:** 5, July 19-Sept. 26, 2001
- **Losing Streak:** 2 (twice), last: May 5-11, 1999

Kirk Rueter

LEFT-HANDED PITCHER



Pronunciation: REE-ter

Birthdate: December 1, 1970

2002 Opening Day Age: 31

Birthplace: Centralia, Illinois

Resides: Nashville, Illinois

Bats: Left **Throws:** Left **Height:** 6-2 **Weight:** 212

M.L. Service: 7 years, 124 days

How Obtained: Acquired from Montreal with RHP Tim Scott in exchange for RHP Mark Leiter, July 30, 1996.

Contract Status: Signed through 2003 (signed 3-year contract prior to 1998 season and signed 3-year extension, Aug. 9, 2000)

CAREER...has 95-60 lifetime record for 6th-highest winning pct. (.613) for lefty since 1980...also ranks 9th among active pitchers for winning pct...has fashioned 50-26 (.658) career road record for 2nd highest winning pct. among lefties since 1980 with at least 50 road decisions...only Jimmy Key was better at .660 (97-50)...is 1st Giants left hander to win at least 10 games in 5-consecutive seasons since Johnny Antonelli ran off 6-straight campaigns with double digit victories from 1954-59...last SF pitchers to accomplish feat were Hall of Fame right handers Juan Marichal (11 straight years, 1961-71) and Gaylord Perry (6 consecutive, 1966-71)...joins Vida Blue (1978, '79 and '80) as only SF left handers to win at least 14 games in 3 different campaigns (1998, '99 and 2001)...SF is 99-67 (.596) in his 166 starts since his arrival in 1996...has allowed 3 earned runs-or-less in 161 of 225 ML starts (71.6%)...has shown great control over his career, issuing just 2.6 free passes per 9.0 innings (368bb, 1,270.0ip)...in fact, has yielded 2-or-fewer walks in 179 of his 225 starts (79.6%)...is 5th among active pitchers, receiving 3.98 runs per start over his career (895 runs, 225 starts)...enjoys June, owning 19-4 mark with 4.17 ERA (92er, 198.2ip) in 36 career starts...in fact, now owns 8-game winning streak during month, dating back to June 29, 1999...has posted 3.33 ERA (27er, 73.0ip) in 12 starts during string...was Giants' winningest left-hander during 1990s, going 45-27...Shawn Estes (40-36) was 2nd, while Trevor Wilson (39-41) finished 3rd...opened his Major League career with 10-game winning streak that spanned from 1993-94 with Expos...big league record for wins to start career is 12 straight, held by Hooks Wiltse (1904 NY Giants) and Butch Metzger (1974 Giants, 1975-76 Padres)...Fernando Valenzuela opened his career with 10 straight victories for Dodgers in 1981...was named NL Rookie Pitcher of Year by *The Sporting News* and 8th best '93 Major League rookie by *Baseball America*...owns lifetime 8-2 interleague ledger with 5.12 ERA (37er, 65.0ip) in 12 starts vs. junior circuit...is hitting .200 (41-for-205) in last 104 starts, dating back to his final 9 outings of 1997...

2001 SEASON...established career highs in games (34), starts (34), innings (195.1) and losses (12)...14 victories were 3rd highest total of his career...tied for staff lead in starts, while ranking 2nd for victories (14) and 3rd in innings...reached 30-start plateau for 5th consecutive season...jumped out to 12-7 record with 4.50 ERA over his 1st 25 starts...was 2-5 with 4.21 ERA (24er, 51.1ip) over his last 9 starts...9 of his 14 victories came on road, good enough to tie for 4th in NL...was 3rd in NL with 28 groundball doubleplays induced...COL's Mike Hampton and PIT's Jimmy Anderson shared lead with 29...allowed 3 earned runs-or-less in 23 of 34 starts (67.6%), including 19 of his final 22 efforts (86.4%)...logged at least 6.0 innings in 22 of his 34 outings (64.7%), including 19 of last 27 starts...yielded 2-or-fewer walks in 24 of 34 outings (70.6%)...9 of his 14 victories came following Giants defeats...in 20 starts after club defeats, was 9-7 with 4.65 ERA (63er, 122.0ip) and worked at least 6.0 innings 14 times...owned season-high 5-game winning streak June 1-July 17, during which he posted 2.86 ERA (18er, 56.2ip) over 9 starts...owned career-high 4-game losing skid Aug. 18-Sept. 3, tying his previous long established July 1-Sept. 15, 1996...however, owned 4.70 ERA (12er, 23.0ip) in those 4 defeats, with Giants losing by less than 3 in each setback...was 10-for-51 (.196) with 4 runs, 5 RBI and 2 walks in last 28 starts, after opening year 0-for-7...

2000...logged his lowest ERA (3.96) over previous 3 seasons, but posted smallest win total (11) over that period...still tied for 4th on staff for wins, 4th in ERA, 3rd for starts (31) and 4th for innings

(184.0)...more importantly, SF went 20-11 in his 31 starts...reached 30-start plateau for 4th straight year...allowed 3 earned runs-or-less in 22-of-31 starts (71.0%)...worked at least 6.0 innings in 22-of-31 starts (71.0%), including 10-of-15 2nd half outings...started 1st game at Pacific Bell Park, suffering 6-5 defeat April 11 to Los Angeles...finished 6-5 with 3.15 ERA (37er, 105.2ip) over 16 starts at Pac Bell...however, was 6-2 with 3.10 ERA (23er, 66.2ip) in his last 11 home efforts...opposing runners went 1-for-7 with 1 pickoff while attempting to steal...SD's Damian Jackson became 1st player to steal base off him Sept. 16 since MIL's Brian Banks stole 2 bags June 22, 1999...posted 10th victory Sept. 10 vs. San Diego, yielding 2 runs over 7.0 innings of 10-2 victory...became SF's 5th 10-game winner, making staff only 4th in club history to accomplish feat (1968, '73 and '82)...will always remember 4th victory of 2000 campaign June 14 vs. Cincinnati as his wife Karla gave birth to daughter Hope following contest...hit safely in 9 of last 20 starts (.273, 12-for-44), after going 0-for-18 to start year...tossed 4.1-scoreless innings in relief of Shawn Estes in Game 2 of NLDS vs. Mets... **1999**...logged 15 victories, 2nd highest total of career behind 1998's 16-win mark...finished 2nd on staff in wins (15), while tying for lead in starts...also ranked 3rd on club with 184.2 innings...Giants went 21-12 in his starts (.636) for 2nd best winning pct. among rotation members, behind only Russ Ortiz'.667 mark (22-11)...received 3rd best run support per 9.0 innings in National League with 6.63 mark (136 runs)...finished 2nd in circuit for lowest percentage of stolen bases allowed by pitcher, yielding 33.3% (4 steals in 12 attempts)...only Terry Mulholland's 20.0% mark was better...allowed 3 earned runs-or-less in 20 of 33 starts (60.6%)...was SF's best control pitcher, yielding just 2.7 free passes per 9.0 innings (55bb, 184.2ip)...yielded 2-or-fewer walks in 26 of 33 starts (78.8%)...got off to rough start, surrendering 13.50 ERA (19er, 12.2ip) while going 1-1 over 1st 4 outings...rebounded to go 14-9 with 4.81 ERA (92er, 172.0ip) over final 29 starts...tossed 4th career complete game June 29 vs. Colorado as Giants cruised to 10-1 victory...hit .155 (9-for-58) and 5 RBI tied for 2nd among pitching staff, while 8 sacrifices were also 2nd... **1998**...led Giants with career-high 16 victories...also made career-best 33 starts...ranked among NL leaders in wins (tied for 10th) and run support per 9.0 innings (1st, 7.76—158 runs in 183.1ip)...allowed 3 earned runs-or-less in 22 of 33 starts (66.7%)...finished season with 4-game winning streak over last 7 starts, posting 3.63 ERA (16er, 39.2ip)...had each of last 6 starts cut short due to left elbow fatigue...went 3-0 with 3.98 mark (14er, 31.2ip) in those contests...was 2nd on staff to Mark Gardner (28) with 27 clouts surrendered...logged career-best 16th victory Sept. 22 in SF's 14-2 romp over Pittsburgh...fired 2-hit, complete game for win (#8) July 28 in Montreal, 6-1 SF triumph vs. former team...yielded just infield single (in 1st) over initial 8.0 frames...added 2-for-4 effort with 2B and RBI at plate...his 2B in 8th inning marked 1st extra-base hit of his career, snapping string of 212 at-bats without extra-base knock...made his 100th big league appearance April 25 vs. Milwaukee, when he picked up his 3rd win of year...allowed 1 unearned run over 6.2

Most Consecutive Wins to Start Career

1. Hooks Wiltse	NY Giants	1904	12-0
2. Kirk Rueter	Montreal	1993-94	10-0
3. Whitey Ford	NY Yankees	1950	9-0
Livan Hernandez	Florida	1997	9-0

Top 10 Active Winning Percentages

(minimum 100 decisions)

Rank	Pitcher	Record	Winning Pct
1.	Pedro Martinez	132-59	.6911
2.	Randy Johnson	200-101	.6645
3.	Roger Clemens	280-145	.6588
4.	Mike Mussina	164-92	.6406
5.	Andy Pettitte	115-65	.6389
6.	Greg Maddux	257-146	.6377
7.	Tom Glavine	224-132	.6292
8.	Bartolo Colon	65-41	.6132
9.	Kirk Rueter	95-60	.6129
10.	Aaron Sele	107-68	.6114

Stats courtesy of Bill Arnold/Sports Features Group

Giants Winningest Left-Handers During 1990's

1. Kirk Rueter45-27
2. Shawn Estes40-36
3. Trevor Wilson.....39-41
4. Bud Black.....34-32
5. Bryan Hickerson.....16-16

innings...led SF pitchers with 9 sacrifices while hitting .209 (14-for-67) with 2 RBI...14 hits established career-best, surpassing his previous best of 9 knocks in 1997...**1997**...completed 1st full year with Giants and emerged as one of SF's most reliable starters down stretch...won final 4 decisions, posting 1.97 ERA (7er, 32.0ip) in 5 outings during September...finished 8-2 in his last 14 starts, during which he logged 2.74 ERA (27er, 88.2ip)...his 13 victories surpassed his previous best of 8 (without defeat) during his rookie campaign in 1993...logged career standards in innings (190.2) and strikeouts (115)...on year, Giants won 20 of his 32 starts

overall...switched his uniform number 3 times during campaign, moving to #46 for his last 8 starts (5-1, 2.74 ERA — 15er, 49.1ip)...began year with #42, going 2-2 with 3.61 mark (27er,67.1ip) in 12 outings before it was retired on Giants' Jackie Robinson Day June 7...went 6-4 with 3.77 ERA (31er, 74.0ip) in 12 starts wearing #45 (before yielding number to Terry Mulholland)...led SF pitchers with 5 RBI...had no decision in Game #1 of NL Division Series vs. Florida, yielding 1 run over 7.0 innings...left pitchers' duel with Kevin Brown knotted 1-1, but Marlins scored once in 9th to win 2-1...**1996**...appeared with 4 different clubs, starting year with Montreal and finishing campaign with Giants...in between, also pitched for triple-A Ottawa (Montreal) and triple-A Phoenix (SF)...was acquired by Giants July 30 from Montreal (with RHP Tim Scott) in exchange for RHP Mark Leiter...combined for 6-8 record with 3.97 ERA (45er, 102ip) in 20 appearances (19 starts) on year at Major League level, while posting 2-4 mark with 3.76 ERA (17er, 40.2ip) in 8 starts at triple-A...began season in Expos' rotation, going 2-2 with 4.45 ERA (16er, 32.1ip) in 7 starts through May 9...following loss May 9 vs. Houston in which he lasted just 1.2 innings (7h,4er,1bb), was optioned to Ottawa...after just 1 start with Lynx (loss, 3ip, 2er), was recalled by Expos...went back into rotation, posting 3-4 mark with 4.66 ERA (24er, 46.1ip) in 9 starts from May 26-July 15...however, after dropping 2 straight and receiving no decision in 2.0-inning effort July 15 at Atlanta (5-4 Montreal loss, 7h,4r,3er), was optioned again to Ottawa...made 2 starts with Lynx (1-1, 3.75 ERA, 5er,12ip), then was traded to Giants...made SF debut Aug. 4 at Houston, working 2.1 frames of relief (1h,1er)...marked 1st career ML relief appearance, having started previous 59 contests in Majors...was optioned Aug. 7 to Phoenix, in order to work as starter...pitched for Firebirds through conclusion of their regular season and into 1st round of Pacific Coast League Playoffs...made 1 start in Firebirds 3-game sweep of Las Vegas in opening round of PCL playoffs, receiving no decision in 2-1, 13-inning win Sept. 5 (7ip,3h,1er)...was recalled Aug. 10 by Giants, missing PCL finals as SF needed starter to replace Shawn Estes (strained muscle in left side)...made 3 starts rest of season for Giants, going just 1-2 but posting 1.71 ERA (4er,21ip)...**1995**...started season as Montreal's 4th starter...was optioned to

Top 10 Winning Percentages For Left-Handers Since 1980

(minimum 100 decisions)

Rank	Pitcher	Career Record	Winning Pct
1.	Randy Johnson*	200-101	.6645
2.	Andy Pettitte*	115-65	.6389
3.	Tom Glavine*	224-132	.6292
4.	John Tudor	116-70	.6237
5.	Jimmy Key	186-117	.6139
6.	Kirk Rueter*	95-60	.6129
7.	Ron Guidry	111-72	.6066
8.	Mike Hampton*	99-66	.6000
9.	Denny Neagle*	114-77	.5969
10.	Teddy Higuera	94-64	.5949

* active players

Stats courtesy of Bill Arnold/Sports Features Group

Ottawa with Curt Schmidt May 7 as Expos recalled Ugueth Urbina and Gabe White...was 0-2 with 10.56 ERA in 2 starts before demotion...marked 1st time in career he had lost consecutive starts...returned to Expos Aug. 27 to take place of suspended Carlos Perez and showed old form as he hurled 1-hit, 1-0 shutout vs. San Francisco and Mark Leiter...was Expos' 1st 1-hitter since Ken Hill Aug. 6, 1993...faced 28 Giants, completing game in 1:54 - quickest Expos' game of season...was 5-1 with 1.82 ERA in 7 starts for Montreal after returning from triple-A...underwent arthroscopic surgery Oct. 3 to repair torn meniscus in left knee... procedure was performed by Dr. Larry Coughlin at Queen Elizabeth Hospital in Montreal...**1994**...was one of those pitchers who can get to mound with less than his best stuff and still record win...his 7-3 record seemed incongruous to his 5.17 ERA...by winning 1st 2 decisions, extended his consecutive wins streak from start of his career to 10...won 1st start April 6 at Houston, running streak to 9 wins in row, then had 3 straight no decisions... won 10th straight April 29 vs. Padres, striking out 7...posted 3 more no decisions before recording his 1st career loss

May 21 at Pittsburgh...at that point, was 2-1 with 6.27 ERA and had averaged just over 4 innings in each of his 9 starts...his mother, Marjorie, passed away in Hoyleton, IL May 29, as result of long battle with cancer...returned home to be with family for as long as needed...was then optioned to Ottawa June 1...rejoined Expos in Chicago, after his mother's funeral, while technically on Lyrnx option, throwing on side June 3 and in simulated game at Wrigley June 5...returned with Expos to Montreal before flying to Toledo June 7 for his 1 actual Ottawa appearance...recalled from option for June 11 start vs. New York, his 1st in 21 days...went 5.0 innings for win June 22 at St. Louis, his 1st win since April 29 vs. San Diego...was victor in Expos' 2,000th win in history, 14-0 win at San Diego July 8...**1993**...was named NL Rookie Pitcher of Year by *The Sporting News* and 8th best '93 Major League rookie by *Baseball America*...began his trek to stardom in Majors July 7...made 14 big league starts, posting perfect 8-0 record with 2.73 ERA...had total of 29 starts at 3 levels...climbed depth of Expos' organization left-handers on basis of strong double-A performance and propelled himself rest of way, upon promotion, with excellence at triple-A Ottawa...beat Greg Brummett and San Francisco in big league debut July 7...allowed walk and single to first 2 batters of game and then retired 18 in a row...8.1 innings was 2nd longest pitching debut in club history to Carl Morton's 9.0 innings with no decision in 1-0 loss to Cubs April 11, 1969...beat John Smoltz and Atlanta 7-2 in complete game 5-hitter Aug. 6...was 1st complete game...collected 1st ML hit in 2nd, 2-run single to left...started triple play in 1-0 victory over Cubs Aug. 23...triple play was via line drive to mound by Rey Sanchez with runners on 1st and 2nd on move...he threw to shortstop Wil Cordero who stepped on 2nd and tagged runner from 1st...was leading double-A Eastern League in ERA when he was promoted to triple-A Ottawa May 27...**1992**...tied for 1st in Midwest League in shutouts (2)...was 3rd in Expos' organization in strikeouts (153) and 5th in ERA (2.58)...was 2nd on Rockford staff in wins (11)...**1991**...broke in with Gulf Coast Expos after being drafted in 19th round of June draft... combined to go 4-2 with 1.21 ERA for Gulf Coast and single-A Sumter...was promoted to Sumter in late July and responded by winning 3 consecutive starts (0.48 ERA, 18 2ip).

A GIANT IN THE COMMUNITY...during 2001 season, participated in Giants' Summer Reading Program by holding children's book reading at San Francisco Public Library...was also involved in children's book drive...participated in 2001 Garth Brooks' "Touch 'Em All" Foundation day at Pacific Bell Park...in 2000, was Giants spokesman for Giants Breast Cancer Awareness Day.

Winningest Single Seasons By SF Left-Handers

Pitcher	Year	Record
Ron Bryant	1973	24-12
Mike McCormick	1967	22-10
Shawn Estes	1997	19-5
Johnny Antonelli	1959	19-10
Billy O'Dell	1962	19-14
Vida Blue	1978	18-10
Bob Knepper	1978	17-11
Kirk Rueter	1998	16-9
Johnny Antonelli	1958	16-13
Shawn Estes	2000	15-6
Kirk Rueter	1999	15-10
Mike McCormick	1960	15-12
Mike Caldwell	1974	14-5
Ron Bryant	1972	14-7
Billy O'Dell	1963	14-10
Vida Blue	1980	14-10
Kirk Rueter	2001	14-12
Vida Blue	1979	14-14

filming PSA to increase awareness...involved in American Cancer Society, including anti-tobacco lecture at San Francisco's Visitacion Valley Middle School...participated in Strike Out Cancer Day at Candlestick Park in 1999, acting as spokesman and purchasing over 1,000 hats for children with cancer that day...serves as local chapter honorary chairman for "Walking Dog Campaign" to raise funds for St. Judes Hospital, one of leading cancer centers in nation...led youth baseball clinics for children at Children's Health Council and Ronald McDonald House in South Bay...also taught baseball clinics for underprivileged and terminally ill children at ballpark, including members from Make-A-Wish foundation and Jr. Giants...signs autographs at Giants Kids Club functions and lends his time to Giants Community Fund...participates in Giants' off-season Care-A-Van, visiting youth organizations and civic groups throughout Northern California in January...

PERSONAL...graduated from Nashville (IL) High School in 1988...had high school jersey #16 retired in ceremony Feb. 2, 2001...earned degree in finance from Murray (KY) State in 1992...married (Karla Gill, Nov. 9, 1996)...daughter (Hope Elaine, June 14, 2000)...

KIRK WESLEY RUETER

Year	Club	W-L	ERA	G	GS	CG	SH	SV	IP	H	R	ER	HR	HB	BB	SO	WP	BK
1991	Gulf Coast	1-1	0.95	5	4	0	0	0	19.0	16	5	2	0	0	4	19	1	0
	Sumter	3-1	1.33	8	5	0	0	0	40.2	32	8	6	3	0	10	27	1	0
1992	Rockford	11-9	2.58	26	26	6	2	0	174.1	150	68	50	5	1	36	153	4	1
1993	Harrisburg	5-0	1.36	9	8	1	1	0	59.2	47	10	9	4	0	7	36	1	0
	Ottawa	4-2	2.70	7	7	1	0	0	43.1	46	20	13	7	0	3	27	0	0
1994	Montreal	8-0	2.73	14	14	1	0	0	85.2	85	33	26	5	0	18	31	0	0
	Montreal	7-3	5.17	20	20	0	0	0	92.1	106	60	53	11	2	23	50	2	0
1995	Ottawa	0-0	4.50	1	1	0	0	0	2.0	1	1	1	1	0	0	1	0	0
	Montreal	5-3	3.23	9	9	1	1	0	47.1	38	17	17	3	1	9	28	0	0
1996	Ottawa	9-7	3.06	20	20	3	1	0	120.2	120	50	41	7	1	25	67	2	1
	Montreal	5-6	4.58	16	16	0	0	0	78.2	91	44	40	12	2	22	30	0	0
1997	Ottawa	1-2	4.20	3	3	1	0	0	15.0	21	7	7	3	0	3	3	0	0
	San Francisco	1-2	1.93	4	3	0	0	0	23.1	18	6	5	0	0	5	16	2	0
1998	Phoenix	1-2	3.51	5	5	0	0	0	25.2	25	12	10	2	0	12	15	1	0
	San Francisco	13-6	3.45	32	32	0	0	0	190.2	194	83	73	17	1	51	115	3	0
1999	San Francisco	16-9	4.36	33	33	1	0	0	187.2	193	100	91	27	7	57	102	6	0
1999	San Francisco	15-10	5.41	33	33	1	0	0	184.2	219	118	111	28	2	55	94	2	0
2000	San Francisco	11-9	3.96	32	31	0	0	0	184.0	205	92	81	23	2	62	71	1	0
2001	San Francisco	14-12	4.42	34	34	0	0	0	195.1	213	105	96	25	4	66	83	1	0
Minor Totals		35-24	2.50	84	79	12	4	0	500.1	458	181	139	32	2	97	348	10	2
S.F. Totals		70-48	4.26	168	166	2	0	0	965.2	1042	504	457	120	16	296	481	15	0
M.L. Totals		95-60	4.20	227	225	4	1	0	1269.2	1362	658	593	151	21	368	620	17	0

RUETER VS. 2002 OPPONENTS

	2001						CAREER					
	W-L-S	ERA	G	IP	H	ER	W-L-S	ERA	G	IP	H	ER
vs. Arizona	1-3-0	6.95	4	22.0	33	17	5-5-0	5.70	12	71.0	90	45
Atlanta	0-1-0	4.50	1	6.0	7	3	3-7-0	5.56	15	81.0	105	50
Chicago	1-0-0	0.00	1	5.0	5	0	5-5-0	2.96	11	67.0	61	22
Cincinnati	0-1-0	6.35	2	11.1	16	8	7-1-0	3.54	12	61.0	67	24
Colorado	2-2-0	5.40	4	23.1	29	14	9-6-0	5.31	18	95.0	116	56
Florida	0-1-0	5.40	1	6.2	9	4	3-4-0	5.75	12	61.0	75	39
Houston	1-0-0	3.97	2	11.1	13	5	6-4-0	4.56	14	73.0	80	37
Los Angeles	1-2-0	4.39	5	26.2	26	13	7-6-0	4.24	19	102.0	106	48
Milwaukee	1-0-0	4.50	1	6.0	3	3	6-1-0	2.05	8	52.2	35	12
Montreal	1-0-0	0.00	1	8.0	6	0	5-1-0	3.38	11	69.1	67	26
New York	0-1-0	5.40	1	5.0	9	3	0-5-0	6.17	12	58.1	72	40
Philadelphia	0-1-0	63.00	1	1.0	6	7	3-2-0	5.09	14	69.0	85	39
Pittsburgh	2-0-0	2.57	2	14.0	6	4	7-5-0	3.47	14	85.2	80	33
St. Louis	0-0-0	2.92	2	12.1	10	4	8-3-0	2.89	20	118.1	110	38
San Diego	1-0-0	5.73	2	11.0	14	7	8-2-0	3.78	15	88.0	88	37
San Francisco	—	—	—	—	—	—	2-1-0	2.03	4	26.2	14	6
Baltimore	—	—	—	—	—	—	—	—	—	—	—	—
New York (AL)	—	—	—	—	—	—	—	—	—	—	—	—
Oakland	1-0-0	0.00	1	6.0	4	0	5-2-0	3.94	8	45.2	53	20
Tampa Bay	—	—	—	—	—	—	—	—	—	—	—	—
Toronto	—	—	—	—	—	—	—	—	—	—	—	—
Interleague	3-0-0	1.40	4	25.2	21	4	11-2-0	4.07	16	90.2	111	41

RUETER'S M.L. BATTING

		AVG	G	AB	R	H	2B	3B	HR	RBI	SH	SF	HP	BB	SO	SB	CS	E
---	2001	.172	36	58	5	10	0	0	0	5	10	1	0	5	5	0	0	0
---	Career	.151	231	416	31	64	6	0	0	31	58	3	0	19	77	0	1	5

LAST HOME RUN: None

DIVISION SERIES RECORD

Year	Club	W-L	ERA	G	GS	CG	SH	SV	IP	H	R	ER	HR	HB	BB	SO	WP	BK
1997	SF vs. FLA	0-0	1.29	1	1	0	0	0	7.0	4	1	1	1	0	3	5	0	0
2000	SF vs. NY	0-0	0.00	1	0	0	0	0	4.1	3	0	0	0	0	1	1	0	0
LDS Totals		0-0	0.79	2	1	0	0	0	11.1	7	1	1	1	0	4	6	0	0

RUETER'S CAREER IN BALLPARKS

	W-L-S	ERA	G	IP	H	ER		W-L-S	ERA	G	IP	H	ER
at Bank One	3-3-0	4.97	7	41.2	49	23	at Veterans	1-2-0	8.64	6	25.0	40	24
Turner	1-3-0	5.70	5	30.0	39	19	PNC	1-0-0	5.14	1	7.0	5	4
Wrigley	3-3-0	3.63	6	34.2	38	14	Busch	5-0-0	2.28	9	55.1	49	14
Cinergy	5-0-0	3.44	7	34.0	37	13	Qualcomm	3-1-0	2.79	7	42.0	38	13
Coors	5-1-0	6.12	8	42.2	53	29	Pacific Bell	11-11-0	3.68	32	193.0	206	79
Pro Player	3-2-0	5.06	8	42.2	45	24	Camden	---	---	---	---	---	---
Enron	1-0-0	1.42	1	6.1	6	1	Yankee	---	---	---	---	---	---
Dodger	3-4-0	5.36	10	50.1	60	30	Net. Assoc.	3-0-0	4.88	4	24.0	25	13
Miller	1-0-0	4.50	1	6.0	3	3	Tropicana	---	---	---	---	---	---
Olympic	12-7-0	4.94	35	176.2	203	97	SkyDome	---	---	---	---	---	---
Shea	0-1-0	4.87	4	20.1	24	11							

RUETER BY MONTH

	2001						CAREER					
	W-L-S	ERA	G	IP	H	ER	W-L-S	ERA	G	IP	H	ER
In March/April	2-2-0	7.36	5	25.2	34	21	13-7-0	5.20	36	181.2	200	105
May	2-4-0	5.35	6	33.2	37	20	10-14-0	4.41	37	206.0	217	101
June	4-0-0	3.23	6	39.0	33	14	19-4-0	4.17	36	198.2	213	92
July	2-1-0	4.88	5	27.2	39	15	13-15-0	4.14	39	219.2	255	101
August	2-3-0	2.57	6	35.0	34	10	18-12-0	3.87	39	228.0	243	98
Sept./Oct.	2-2-0	4.19	6	34.1	36	16	19-6-0	3.58	34	201.1	198	80
Before ASB	8-6-0	4.88	18	103.1	110	56	46-30-0	4.56	121	651.1	708	330
After ASB	6-6-0	3.91	16	92.0	103	40	49-30-0	3.83	106	618.1	654	263

RUETER'S STATISTICAL BREAKDOWN

	2001						CAREER					
	W-L-S	ERA	G	IP	H	ER	W-L-S	ERA	G	IP	H	ER
Season	14-12-0	4.42	34	195.1	213	96	95-60-0	4.20	227	1269.2	1362	593
Home	5-6-0	4.33	15	87.1	94	42	44-34-0	3.94	112	633.0	678	277
Road	9-6-0	4.50	19	108.0	119	54	51-26-0	4.47	115	636.2	684	316
Day	5-5-0	4.31	12	64.2	71	31	40-30-0	4.16	98	545.1	578	252
Night	9-7-0	4.48	22	130.2	142	65	55-30-0	4.24	129	724.1	784	341
Starter	14-12-0	4.42	34	195.1	213	96	94-60-0	4.21	225	1265.0	1359	592
Reliever	---	---	---	---	---	---	1-0-0	1.93	2	4.2	3	1

RUETER'S CAREER FIELDING

Position	PCT.	G	PO	A	E	TC	DP	PB
Pitcher	.986	227	79	286	5	370	33	---

CAREER TRANSACTIONS

- Selected by Montreal in 18th round (19th pick) of June 1991 draft.
- Traded to San Francisco with RHP Tim Scott in exchange for RHP Mark Leiter, July 30, 1996.

CAREER HIGHS

- **Low-Hit Game:** 1, Aug. 27, 1995 vs. San Francisco (with Montreal)
- **Innings Pitched - Starter:** 9.0 (4 times), last: June 29, 1999 vs. Colorado
- **Innings Pitched - Reliever:** 2.1 (twice), last: April 18, 2000 at Cincinnati
- **Most Strikeouts:** 10, July 27, 1999 vs. St. Louis
- **Winning Streak:** 10, July 7, 1993-May 21, 1994
- **Losing Streak:** 4 (twice), last: Aug. 18-Sept. 3, 2001

Reggie Sanders

OUTFIELDER



Birthdate: December 1, 1967

2002 Opening Day Age: 34

Birthplace: Florence, South Carolina

Resides: Phoenix, Arizona

Bats: Right **Throws:** Right **Height:** 6-1 **Weight:** 205

M.L. Service: 10 years, 46 days

How Obtained: Signed as free agent, January 5, 2002.

Contract Status: Signed through 2002 (mutual option for 2003)

CAREER...power-hitting outfielder joins Giants after signing as free agent Jan. 5, 2002...11-year Major League veteran and 1995 National League All-Star owns .268 lifetime average with 718 runs scored, 195 home runs, 638 RBI and 229 stolen bases over 1,167 career big league games...has posted 20-or-more HRs in season 4 times, 80-or-more runs scored 5 times and 20-or-more stolen bases on 7 occasions...has been particularly effective against left-handed pitchers, having accumulated .295 career mark (325-for-1,101) with 61 HRs against southpaws...is veteran of 3 post-season clubs, including 2001 World Series champion Arizona...also advanced to playoffs with Cincinnati in 1995 and Atlanta in 2000...Giants are his 5th Major League team, having also seen big league action with Reds (1991-98), San Diego (1999), Braves (2000) and Diamondbacks (2001)...

2001 SEASON...enjoyed banner campaign for World Series champion Arizona, clubbing career-high 33 HRs while batting .263 with 84 runs scored, 90 RBI and 14 stolen bases in 126 games...90 RBI marked 2nd-best total of career (99 in 1995)...ranked 2nd on Diamondbacks in runs scored, HR, RBI, stolen bases and slugging percentage (.549)...connected for 14 clouts in just 129 at-bats vs. left-handed pitching...16 of his 33 roundtrippers came against NL West opponents...16 clouts also gave Snakes lead...began year on 15-day Disabled List after straining left hamstring during exhibition game March 19...spent 2-game rehabilitation stint with triple-A Tucson before rejoining Diamondbacks...began campaign on tear, hitting .405 with 7 HRs and 14 RBI in his 1st 10 games...recorded 1,000th hit of ML career with 2B at Colorado April 14...earned National League Player of Week honors (3rd career) for April 16-22 after slugging 6 clouts during 4-game span to match club record for consecutive games with HR...had back-to-back 2-homer games April 20-21 vs. Colorado...ended April 20 contest with walk-off clout in 9th off Gabe White, then connected for 1st career grand slam on April 21 off Ron Villone...blast snapped longest active streak of HRs without slam at 167...completed Arizona's 4-run 9th inning with game-winning, 2-run shot off Trevor Hoffman in 6-4 victory over San Diego May 27...connected for pair of HRs off Kevin Tapani in 7-2 win over Cubs Aug. 17, hitting solo shot in 5th inning and 2-run blast in 7th...had big trip to Philadelphia Aug. 24-27, hitting 4 HRs in 4-game set...included was 5th multi-HR game of season (14th career) on Aug. 24...batting average dipped to .238 as late as Aug. 14, but he hit at .308 clip (41-for-133) over final 35 contests with 10 HRs and 26 RBI...appeared in 16 of Arizona's 17 post-season games, batting .259 (14-for-54) with HR and 3 RBI while posting team-highs for runs scored (10) and stolen bases (3)...drilled solo HR off St. Louis' Matt Morris to give Diamondbacks 1-0, 4th inning lead in Game 5 of NLDS vs. Cardinals...went 4-for-5 with 2 runs scored, 2B and RBI in Game 6 of World Series vs. New York Yankees...

2000...spent lone season with Atlanta, battling through injury-riddled campaign after being acquired from San Diego in 6-player trade Dec. 22, 1999...hit career-low .232 in 103 games, spending 2 different stints on Disabled List...was hitting below .200 until coming alive during Sept. stretch drive...batted .345 (30-for-87) with 11 2Bs, 5 HRs, 18 RBI, 8 stolen bases and .412 on-base percentage during season's final month as Atlanta won NL East title...did not connect for 1st HR until June 4 vs. Yankees...suffered 1st injury April 29 at San Diego, incurring left ankle sprain that landed him on DL until May 23...was again on DL from July 28-Aug. 15 with strained left hamstring...after returning from 2nd injury, hit .310 (35-for-113) for remainder of season...recorded 10th multi-HR game of career Sept. 18 at Arizona...tied career-high with 6 RBI (3rd time) Sept. 23

at Montreal...**1999**...had outstanding season in only year with San Diego, leading Padres in HRs (26), extra-base hits (57), stolen bases (36) and at-bats (476), while .578 slugging percentage matched Phil Nevin for club-high...posted .285 batting average, highest mark since hitting .306 with Cincinnati in 1995...established career high with 92 runs scored, cresting 90-run plateau for 3rd time...had pair of multi-HR contests, going deep twice against Arizona on April 24 and Los Angeles on June 30...in 87-game stretch from May 3-Aug. 31, hit at .313 clip with 18 HRs, 51 RBI and 24 stolen bases...had career-high 4 stolen bases April 25 vs. Diamondbacks...was named NL Player of Week for June 28-July 4 after hitting .447 with 3 2Bs, 2 3Bs, 4 HRs and 3 thefts in 8 games...drilled 150th career HR Sept. 20, connecting off Cincinnati's Denny Neagle...**1998**...climaxed 11-year stay in Cincinnati organization, final 7-plus with big league club...hit .268 with 83 runs scored, 14 HRs, 59 RBI and 20 stolen bases in 135 games, most since 1995...hit leadoff 86 times, all after May 24, batting .284 from top of order...had 1st 3 game-opening HRs of career, connecting June 1 at San Francisco (off Mark Gardner), June 13 vs. Houston (off Shane Reynolds) and July 10 at Arizona (off Andy Benes)...twice missed time due to collisions with outfield walls, hyperextending lower back and missing 5 games from April 28-May 3 after hitting wall in Cincinnati, then missing 3 games in mid-Sept. after crashing into bricks at Wrigley Field in Chicago...**1997**...finished 2nd on Reds in HRs (19), RBI (56) and slugging pct. (.510) despite missing 66 games with pair of stints on DL...prior to going on shelf, tied career high with 6 RBI April 4 at Florida...was on DL from April 19-May 15 with bulging disk in back, then missed from May 24-July 21 with severe medial sprain of right ankle and bruise of tibia below right knee...was activated July 22 and contributed pair of HRs that night vs. Florida, 2nd clout accounting for 100th of career (off Felix Heredia)...homered in 3-straight games for 1st time in career Aug. 1-3, then bettered that by going deep 4 contests in row Aug. 24-27...**1996**...had season cut in half due to 3 stints on DL, playing in career-low 81 games...suffered injured disc in lower back April 12 when diving for line drive...was placed on 15-day DL April 19 and did not return until May 22...had 4-game rehab with triple-A Indianapolis, then returned to shelf May 31 with strained rib cage muscle...tied career-best with 4 hits June 20 at Mets...became 1st Red to execute straight steal of home in 2 years when he swiped plate June 22 at Mets...injured right thumb on dive into 2nd base Aug. 25 at Florida, suffering 2nd-degree ligament sprain that ended season...**1995**...enjoyed best season in big leagues for NL Central champion Reds, earning trip to All-Star game in Arlington, TX and finishing 6th in NL MVP balloting...set career bests in batting average (.306), RBI (99) and stolen bases (36) while clubbing then career-high 28 HRs...was named mid-season NL MVP by *Baseball America* after hitting .311 with 15 HRs and 56 RBI prior to All-Star break...overall, tied for 3rd in senior circuit in extra-base hits (70), 4th in slugging (.579) and 2Bs (36), tied for 4th in stolen bases and ranked 7th in on-base pct. (.397)...hit Reds' 1st inside-the-park HR since 1987, connecting April 29 at San Diego...batted .429 (21-for-49) during 13-game hitting streak May 23-June 6...included during streak was NL Player of Week accolades for May 29-June 4, stretch in which he hit .435 with 11 RBI...delivered 2nd career "red seat" HR into upper deck of Cincinnati's Riverfront Stadium, drilling blast June 18 off Montreal's Carlos Perez...established career-best with 6 RBI Aug. 25 at Pittsburgh, also collecting 2B and 2 HRs...had 1st career 3-HR game Aug. 15 vs. Colorado...played in all 7 of Reds' post-season games, but hit just .138 (4-for-29) with HR and 2 RBI...**1994**...recorded career-high 8 3Bs while ranking 2nd in NL with 12 outfield assists in strike-shortened campaign...started season on hot streak, going 6-for-10 with 2 HRs over 1st 3 games...was suspended for 5 games after charging Pedro Martinez April 13 in Montreal...had 2-HR tilt May 31 vs. Expos...became just 6th Red to homer into red seats of upper deck at Riverfront Stadium with July 15 blast off Cubs' Willie Banks, 16th overall clout to land upstairs...**1993**...had 1st career 20-20 season, hitting 20 home runs and stealing 27 bases in career-best 138 games...led Reds in batting average (.274), runs scored (90), RBI (83) and thefts...batted .310 against left-handed pitchers, but hit 14 of 20 HRs against righties...**1992**...spent 1st full season at big league level, leading all ML rookies in slugging (.462) and on-base pct. (.356) while earning spot on Topps All-Rookie team...was Cincy's Opening Day centerfielder, hitting .315 in April...recorded 1st career 4-hit game May 4 at Pittsburgh...was hitting .330 when landed on 15-day DL with sore left hamstring May 13...was activated May 30, but returned to shelf July 17 with bruised right rib cage, suffering day before in collision with Cardinals' catcher Tom Pagnozzi while trying to turn 3B into inside-the-park HR...after being activated from DL, hit 6 HRs in 13-game stretch Aug. 6-19, including 4 clouts in 5 games Aug. 15-19...homered twice off San Diego's Craig Lefferts Aug. 15 for 1st career multi-HR game...**1991**...began season at double-A Chattanooga before ending year with 1st Major League stint...was tabbed 2nd-best prospect in Southern League by *Baseball America* after hitting .315 in 86 games at Chattanooga...selected to post-season All-Star team and double-A All-Star squad by *Baseball America*...was promoted to Cincinnati Aug. 22, debuting that night in CF at Riverfront Stadium...collected 1st big league hit following night off Mets' Frank Viola...however, suffered separated shoulder in same game and was disabled from Aug. 24-Sept. 19...recorded 1st ML homer on Sept. 26 at Atlanta, connecting off Braves' Armando Reynoso...

1990...made move from SS to CF and earned Midwest League MVP honors while playing at single-A Cedar Rapids...was named league's top prospect, most exciting player and best defensive outfielder by league managers in *Baseball America's* Tools of Trade voting...was also selected to league's post-season All-Star team and to both *Baseball America* and Topps Single-A All Star squads...
1989...despite playing only half season for single-A Greensboro, earned spots on South Atlantic League's in-season and post-season All-Star teams...suffered season-ending fracture and dislocation of right ankle in mid-July, leading club in hits, 2Bs, 3Bs, runs, steals and slugging at time of injury... was named MVP of SAL All-Star Game after collecting 4 hits, including 2B and 2 3Bs...
1988...1st year at professional level was limited to just 17 games with Billings due to shoulder injury...

PERSONAL...graduated from Wilson (Florence, SC) High School in 1986...played collegiate baseball at Spartanburg (SC) Methodist College...married (Wyndee)...has 3 daughters, Cody (Dec. 22, 1992), Carrigan (Oct. 14, 1997) and Carson (April 19, 2001)...

REGINALD LAVERN SANDERS

Year	Club	AVG	G	AB	R	H	2B	3B	HR	RBI	SH	SF	HP	BB	SO	SB	CS	E
1988	Billings	.234	17	64	11	15	1	1	0	3	1	1	0	6	4	10	2	3
1989	Greensboro	.289	81	315	53	91	18	5	9	53	1	1	3	29	63	21	7	42
1990	Cedar Rapids	.285	127	466	89	133	21	4	17	63	2	1	4	59	97	40	15	10
1991	Chattanooga	.315	86	302	50	95	15	8	8	49	1	4	1	41	67	15	2	3
	Cincinnati	.200	9	40	6	8	0	0	1	3	0	0	0	1	9	1	1	0
1992	Cincinnati	.270	116	385	62	104	26	6	12	36	0	1	4	48	98	16	7	6
1993	Cincinnati	.274	138	496	90	136	16	4	20	83	3	8	5	51	118	27	10	8
1994	Cincinnati	.263	107	400	66	105	20	8	17	62	1	3	2	41	114	21	9	6
1995	Cincinnati	.306	133	484	91	148	36	6	28	99	0	6	8	69	122	36	12	5
1996	Cincinnati	.251	81	287	49	72	17	1	14	33	0	1	2	44	86	24	8	2
	Indianapolis	.417	4	12	3	5	2	0	0	1	0	0	1	1	4	0	1	0
1997	Cincinnati	.253	86	312	52	79	19	2	19	56	1	0	3	42	93	13	7	5
	Chattanooga	.545	3	11	3	6	1	1	1	3	0	0	1	1	2	0	0	0
	Indianapolis	.211	5	19	1	4	0	0	0	1	0	0	0	1	6	0	0	2
1998	Cincinnati	.268	135	481	83	129	18	6	14	59	4	2	7	51	137	20	9	6
1999	San Diego	.285	133	478	92	136	24	7	26	72	0	1	6	65	108	36	13	6
2000	Atlanta	.232	103	340	43	79	23	1	11	37	3	0	2	32	78	21	4	6
2001	Tucson	.333	2	6	0	2	1	0	0	1	0	0	0	2	0	1	0	0
	Arizona	.263	126	441	84	116	21	3	33	90	1	3	5	46	126	14	10	1
Minor Totals		.294	325	1195	210	351	59	19	35	174	5	7	10	140	243	87	27	60
M.L. Totals		.268	1167	4144	718	1112	220	44	195	630	13	25	44	489	1089	229	90	51

ALL-STAR GAME RECORD

Year	Club, Site	AVG	G	AB	R	H	2B	3B	HR	RBI	SH	SF	HP	BB	SO	SB	CS	E
1995	NL, Texas	.000	1	1	0	0	0	0	0	0	0	0	0	0	1	0	0	0

DIVISION SERIES RECORD

Year	Club	AVG	G	AB	R	H	2B	3B	HR	RBI	SH	SF	HP	BB	SO	SB	CS	E
1995	CIN vs. LA	.154	3	13	3	2	1	0	1	2	0	0	0	1	9	2	0	1
2000	ATL vs. STL	.000	3	9	0	0	0	0	0	0	0	0	0	2	5	0	0	0
2001	AZ vs. STL	.357	5	14	2	5	1	0	1	1	0	0	0	3	3	1	0	0
LDS Totals		.194	11	36	5	7	2	0	2	3	0	0	0	6	17	3	0	1

LEAGUE CHAMPIONSHIP SERIES RECORD

Year	Club	AVG	G	AB	R	H	2B	3B	HR	RBI	SH	SF	HP	BB	SO	SB	CS	E
1995	CIN vs. LA	.125	4	16	0	2	0	0	0	0	0	0	0	2	10	0	1	1
2001	AZ vs. ATL	.118	5	17	2	2	0	0	0	1	0	0	0	5	5	1	0	0
LDS Totals		.121	9	33	2	4	0	0	0	1	0	0	0	7	15	1	1	1

WORLD SERIES RECORD

Year	Club	AVG	G	AB	R	H	2B	3B	HR	RBI	SH	SF	HP	BB	SO	SB	CS	E
2001	AZ vs. NYY	.304	6	23	6	7	1	0	0	1	0	0	1	1	7	1	0	0

SANDERS VS. 2002 OPPONENTS

	2001					CAREER				
	AVG	AB	H	HR	RBI	AVG	AB	H	HR	RBI
vs. Arizona	—	—	—	—	—	.273	88	24	6	11
Atlanta	.182	22	4	0	0	.239	314	75	6	19
Chicago	.222	18	4	2	5	.227	264	60	10	34
Cincinnati	.273	22	6	1	4	.283	60	17	3	9
Colorado	.333	72	24	10	23	.330	333	110	31	77
Florida	.294	17	5	2	6	.262	279	73	14	45
Houston	.222	9	2	0	0	.231	321	74	11	42
Los Angeles	.256	39	10	1	7	.227	317	72	15	49
Milwaukee	.231	13	3	0	1	.258	93	24	5	16
Montreal	.143	14	2	1	3	.294	303	89	14	46
New York	.294	17	5	1	2	.291	213	62	8	31
Philadelphia	.407	27	11	7	12	.278	234	65	17	42
Pittsburgh	.294	17	5	0	0	.298	315	94	14	49
St. Louis	.250	12	3	2	4	.284	204	58	10	38
San Diego	.246	57	14	3	12	.273	304	83	10	48
San Francisco	.250	60	15	2	8	.268	328	88	16	48
Baltimore	—	—	—	—	—	.429	7	3	0	2
New York (AL)	—	—	—	—	—	.250	4	1	1	1
Oakland	—	—	—	—	—	—	—	—	—	—
Tampa Bay	—	—	—	—	—	.200	10	2	0	2
Toronto	—	—	—	—	—	.400	10	4	1	3
Interleague	.120	25	3	1	3	.253	174	44	5	26

SANDERS' CAREER IN BALLPARKS

	2001					CAREER				
	AVG	AB	H	HR	RBI	AVG	AB	H	HR	RBI
at Bank One	.296	277	82	22	55	.318	148	47	13	28
Turner	.268	205	55	5	14	.222	9	2	0	0
Wrigley	.165	127	21	4	10	.284	109	31	6	17
Cinergy	.267	1433	383	59	223	.287	369	106	16	60
Coors	.338	130	44	12	28	.257	35	9	0	3
Pro Player	.238	147	35	7	23	.429	7	3	0	2
Enron	.143	14	2	1	1	—	—	—	—	—
Dodger	.210	143	30	7	17	—	—	—	—	—
Miller	.286	7	2	0	1	—	—	—	—	—
Olympic	.261	153	40	6	29	.200	10	2	0	2
Shea	.268	123	33	5	17	—	—	—	—	—
at Veterans	—	—	—	—	—	.318	148	47	13	28
PNC	—	—	—	—	—	.222	9	2	0	0
Busch	—	—	—	—	—	.284	109	31	6	17
Qualcomm	—	—	—	—	—	.287	369	106	16	60
Pacific Bell	—	—	—	—	—	.257	35	9	0	3
Camden	—	—	—	—	—	.429	7	3	0	2
Yankee	—	—	—	—	—	—	—	—	—	—
Net. Assoc.	—	—	—	—	—	—	—	—	—	—
Tropicana	—	—	—	—	—	.200	10	2	0	2
SkyDome	—	—	—	—	—	—	—	—	—	—

SANDERS BY MONTH

	2001					CAREER				
	AVG	AB	H	HR	RBI	AVG	AB	H	HR	RBI
In March/April	.344	64	22	8	19	.254	607	154	27	86
May	.181	94	17	7	19	.271	676	183	33	105
June	.288	73	21	3	18	.262	717	188	35	127
July	.115	52	6	2	5	.268	709	190	31	99
August	.322	87	28	10	17	.288	772	222	48	129
Sept./Oct.	.310	71	22	3	12	.262	663	175	21	84
Before ASB	.257	237	61	19	57	.270	2252	607	106	358
After ASB	.270	204	55	14	33	.267	1892	505	89	272

SANDERS' STATISTICAL BREAKDOWN

	2001					CAREER				
	AVG	AB	H	HR	RBI	AVG	AB	H	HR	RBI
Home	.296	223	66	19	47	.274	2006	550	92	317
Road	.229	218	50	14	43	.263	2138	562	103	313
Day	.275	120	33	9	26	.263	1257	331	54	185
Night	.259	321	83	24	64	.271	2887	781	141	445
Grass	.258	418	108	29	82	.262	2074	544	102	292
Turf	.348	23	8	4	8	.274	2070	568	93	338
vs.LHP	.256	129	33	14	25	.295	1101	325	61	169
vs.RHP	.266	312	83	19	65	.259	3043	787	134	461
RISP	.221	136	30	8	54	.255	1114	284	46	427
Bases Loaded	.316	19	6	1	13	.282	103	29	1	75
as Pinch Hitter	.125	8	1	0	1	.196	46	9	1	3
as DH	—	—	—	—	—	.000	4	0	0	0

SANDERS' CAREER FIELDING

Position	PCT.	G	PO	A	E	TC	DP	PB
Outfield	.979	1130	2308	69	51	2428	16	—

CAREER TRANSACTIONS

- Selected by Cincinnati in 7th round of June 1987 draft.
- Placed on Disabled List Aug. 24-Sept. 20, 1991 with separated right shoulder.
- Placed on Disabled List May 13-29, 1992 with sore left hamstring.
- Placed on Disabled List July 17-Aug. 2, 1992 with bruised rib cage.
- Placed on Disabled List April 20-May 22, 1996 with sore lower back.
- Placed on Disabled List May 31-June 15, 1996 with lateral strain of left ribcage.
- Placed on Disabled List Sept. 17-29, 1996 (end of season) with sprained ligaments in right thumb.
- Placed on Disabled List April 19-May 6, 1997 with bulging disk in back.
- Placed on Disabled List May 24-July 22, 1997 with sprained right ankle.
- Acquired by San Diego with IF Damian Jackson and P Josh Harris from Cincinnati in exchange for OF Greg Vaughn and OF Mark Sweeney, Feb. 2, 1999.
- Placed on Disabled List June 3-18, 1999 with right intercostal strain.
- Acquired by Atlanta with IF Quilvio Vera and IF Wally Joyner in exchange for IF Ryan Klesko and Bret Boone and P Jason Shieff, Dec. 22, 1999.
- Placed on Disabled List April 30-May 23, 2000 with sprained left ankle.
- Placed on Disabled List July 28-Aug. 15, 2000 with left hamstring strain.
- Granted free agency Oct. 31, 2000; signed with Arizona Jan. 11, 2001.
- Placed on Disabled List March 23-April 7, 2001 (including rehabilitation assignment to Tucson April 5-6) with strained left hamstring.
- Granted free agency Nov. 6, 2001; signed with San Francisco Jan. 5, 2002.

CAREER HIGHS

- **Most Hits:** 4 (8 times), last: July 3, 1999 at Colorado (with San Diego)
- **Most RBI:** 6 (3 times), last: Sept. 23, 2000 at Montreal (with Atlanta)
- **Most Home Runs:** 3, Aug. 15, 1996 vs. Colorado
- **Career Grand Slams:** 1, April 21, 2001 vs. Colorado (off Ron Villone) (with Arizona)
- **Longest Hitting Streak:** 14 games, June 26-July 9, 1999 (with San Diego)

Benito Santiago

CATCHER



Birthdate: March 9, 1965

2002 Opening Day Age: 37

Birthplace: Ponce, Puerto Rico

Resides: Pembroke Pines, Florida

Bats: Right **Throws:** Right **Height:** 6-1 **Weight:** 200

M.L. Service: 15 years, 22 days

How Obtained: Signed as free agent, March 18, 2001.

Contract Status: Signed through 2003 (agreed to 2-year deal prior to 2002 season)

CAREER...16-year Major League veteran and 4-time All-Star joined Giants as non-roster invitee in 2001, after signing minor league contract March 19...has earned 3 Gold Gloves (1988-90) and 4 Silver Slugger awards (1987-89 and 1990-91)...was named to National League All-Star team 4 consecutive years from 1989-92...is 1 of 7 unanimous winners of BBWAA's NL Rookie of Year Award, earning honor in 1987...joins Cincinnati's Frank Robinson (1956), San Francisco's Orlando Cepeda (1958) and Willie McCovey (1959), St. Louis' Vince Coleman (1985), Los Angeles' Mike Piazza (1993) and Raul Mondesi (1994) and Philadelphia's Scott Rolen (1997)...also established Major League record for longest hitting streak by rookie after hitting safely in 34 straight contests Aug. 25-Oct. 2, 1987...has made 12 career Opening Day starts with San Diego (1987-92), Florida (1993-94), Cincinnati (1995), Philadelphia (1996), Toronto (1997) and Chicago Cubs (1999)...

2001 SEASON...wrestled starting catching job away from 2000's incumbents (Doug Mirabeli and Bobby Estalella), after not signing with Giants until midway through spring training...overall, appeared in 133 games, most since he played in 136 contests for Philadelphia in 1996...guided SF pitchers to 3.84 ERA (461er, 1081.0ip), 34 points lower than staff's overall 4.18 mark...made 119 starts (118 at C, 1 at 1B), including opening assignments in 65 of last 76 games and 100 of club's last 119 contests (99 at C, 1 at 1B)...hit safely in 78 of 119 starts (65.5%), going 121-for-462 (.262) with SF posting 69-50 mark...gunned down 32 of 98 would-be base-stealers (32.7%)...rapped out 25 2Bs, most since career-high 33 two-baggers during 1987 rookie campaign...went 52-for-205 (.254) with 15 2Bs, 3B, 2 HR and 17 RBI in his last 56 games; however, after season avg. stood at .323 on June 23, was just 65-for-289 (.225) over his last 80 contests...opened Giant career hitting safely in each of his 1st 9 starts (with SF posting 6-3 mark), while going 13-for-32 (.406) with 6 runs, 3 2Bs, 3B, HR, 2 walks and 5 RBI...hit .318 (14-for-44) in April and .319 (23-for-72) in May...hammered his 1st homer April 8 in LA, drilling 2-run shot (off Eric Gagne) in 4th inning to give SF 4-1 lead...delivered game-winning hit May 11 vs. Mets, pinch single (off Armando Benitez) with 2 outs in 10th inning to give SF 3-2 triumph...made just 15th career start at 1B May 27 vs. Colorado, 1st since 1996 with Philadelphia...went 0-for-3 in game with walk while making 7 putouts (no assists, no errors)...suffered through 13-for-84 (.155) stretch over 24 games June 24-July 23, dropping season average to .265...hit 3rd of back-to-back-to-back homers in 5th inning July 22 vs. Arizona, following solo clouts from Jeff Kent and Eric Davis...enjoyed solid August, hitting safely in 19 of 26 games (25-for-90, .278)...had season-high 4 hits (4-for-5) and matched season-best with 3 RBI in 10-5 triumph over San Diego Sept. 28...connected for pair of homers (5 and 6) in span of 11 at-bats (3 games) Sept. 30-Oct. 3 after not homering in previous 180 at-bats dating to July 22...slugged his 6th homer of campaign Oct. 3 at Houston (solo shot off Mike Jackson)...finished night 2-for-5 with 2B and 3 RBI, matching season-high...

2000...logged 2nd stint with Reds, hitting .262 with 8 HR and 45 RBI in 89 games, 66 starts behind plate...in his last 25 games, hit .333 (5 HR, 21 RBI), raising .avg from .232 to season-ending .262...in his last 12 games, hit .368 with 3 HRs and 9 RBI...in 66 starts behind plate, Reds pitchers went 36-30 and posted 4.18 ERA...threw out 12 of 31 base runners attempting to steal (39%), best percentage among club's 3 catchers...hit 7th career grand slam Sept. 6 vs. New York, connecting off Armando Benitez in bottom of 8th inning to erase 1-run deficit and give Reds 11-8 victory...was 1st

grand slam since Aug. 11, 1997...suffered dislocated middle knuckle on left ring finger April 9 vs Cubs and missed 7 games...didn't play again until April 19 vs SF; and in 1st plate appearance homered off Shawn Estes... **1999**...hit .249 with 7 HRs and 36 RBI in 109 games with Cubs...appeared in 107 games behind plate, including 95 starts...threw out 23 of 65 would-be base stealers (35%)...made 12th career Opening Day start April 6 at Houston... started 11 straight openers from 1987-97 with San Diego (1987-92), Florida (1993-94), Cincinnati (1995), Philadelphia (1996) and Toronto (1997)...hit his 1st home run as Cub April 11, 2-run shot off Pittsburgh's Chris Peters...was his 1st Major League homer since Sept. 19, 1997 (off Yankees' Dwight Gooden)...grounded into 5-4-3 triple play April 16 at Milwaukee (Jeff Cirillo to Fernando Vina to Sean Berry)...recorded 10th career multi-homer game May 8 at Cincinnati, going 3-for-3 with 2 HRs and 4 RBI in Cubs' 7-4 win... **1998**... was limited to only 15 games with Toronto after being involved in major automobile accident Jan. 4...suffered assorted injuries in accident, but was ultimately unable to play due to strained ligaments in right knee...did not see first game action until mid-August, when he was assigned to single-A Dunedin...played in 11 games for Dunedin and 5 more at Triple-A Syracuse before being activated Sept. 3...batted .310 (9-for-29) with 5 doubles and 4 RBI in his 15 games with Jays...made 6 starts behind plate...appeared twice as defensive replacement before making his 1st start of season Sept. 6 vs. Boston...contributed run-scoring double in 8-7 win... **1997**...in his 1st season away from National League, batted .243 with 13 HRs and 42 RBI in 97 games with Toronto...made 11th consecutive Opening Day start...struggled prior to All-Star Break, batting only .197...hit .297 with 10 HR after break...was on Disabled List from April 14-29 after fouling ball off left foot...recorded pair of two-homer games, May 10 at Minnesota and July 26 vs. Kansas City...belted 6th career grand slam Aug. 11 vs. Detroit (off Mike Myers)...had .997 fielding percentage behind plate, committing only 2 errors in 663 total chances...tied Buck Martinez' Blue Jay record for fewest errors by catcher...threw out 26 of 76 would-be base stealers (35%)...caught 11 of A.L. Cy Young Award-winner Roger Clemens' starts...Clemens was 9-1 with 1.42 ERA in those games, including his 200th career victory May 21 at Yankee Stadium... **1996**...had one of his finest offensive campaigns, batting .264 with 30 HRs and 85 RBI in 136 games with Philadelphia...team-leading 30 homers were career high, shattering his previous high of 18 during his rookie season in 1987...became 1st Phillies catcher to reach 30-homer mark since Stan Lopata (32) in 1956...also led Phillies in RBI, runs scored (71) and total bases (242)...tied Major League record by homering in four straight at-bats Sept. 14 (final AB) and Sept. 15 (first three AB)...all 4 home runs were hit at Wrigley Field...along with his 3 HRs Sept. 15, established career high with 6 RBI...as part of stretch, reached base in 10 straight plate appearances from Sept. 14-17 (4 HR, single, 5 BB)...belted grand slams May 3 off Atlanta's Greg Maddux and July 21 off Florida's Jay Powell...hit 1st pinch-hit home run of career May 5 off Atlanta's John Smoltz...made 14 appearances at 1st base, including 12 starts... **1995**...in his 1st stint with Reds, hit .286 with 11 HRs and 44 RBI in 81 games...led National League catchers with .996 fielding percentage, committing only 2 errors in 496 total chances...missed most of 1st half of season with injured right elbow...was on Disabled List May 8-July 4, undergoing arthroscopic surgery on May 25 to have loose bodies removed from elbow...surgery was performed by Dr. James Andrews...recorded 1,000th hit of his career, doubling off Atlanta's Rod Nichols Aug. 9...played 8 games at first base, including one start (July 25 at San Diego)...homered off Dodgers' Ramon Martinez in his 1st career post-season at-bat, helping Reds to 3-game sweep in NLDS...went 6-for-22 (.273) during post-season, going 3-for-9 in NLDS vs. Los Angeles and 3-for-13 in NLCS vs. Atlanta... **1994**...in 2nd season with Florida, hit .273 with 11 HRs and 41 RBI in 101 games...threw out 34 of 79 would-be

SF's Back-to-Back-to-Back Home Runs

Date	Team	Players	Inning
Aug. 27, 1963	vs. STL	Willie Mays, Orlando Cepeda, Felipe Alou	3rd
Aug. 5, 1969*	at PHI	Dave Marshall, Ron Hunt, Bobby Bonds	5th
July 11, 1982	at MON	Reggie Smith, Milt May, Champ Summers	2nd
Aug. 2, 1998	at PHI	Ellis Burks, Barry Bonds, Jeff Kent	2nd
Aug. 20, 1999	at MIL	Ramon Martinez, Barry Bonds, Ellis Burks	4th
Aug. 22, 1999	at MIL	Barry Bonds, Jeff Kent, Ellis Burks	1st
July 22, 2001	vs. AZ	Jeff Kent, Eric Davis, Benito Santiago	5th

* - first game of doubleheader

base stealers (43%)...was placed on National League's suspended list May 5-9 for his involvement in bench-clearing brawl with San Francisco April 17...**1993**...was one of 1st free-agent signings of expansion Florida Marlins...appeared in 139 games, batting .230 with 13 HRs and 50 RBI...belted 1st home run in Marlins' history April 12 at San Francisco off Trevor Wilson...recorded 2 hits in 1 inning twice; April 17 at Houston (7th inning) and April 25 at Colorado (4th inning)...saw action in left field in 15-inning contest Aug. 25 at Houston...was his 2nd big-league outfield appearance...**1992**...in his last season with San Diego, batted .251 with 10 HRs and 42 RBI in 106 games...was on Disabled List until July 11 after fracturing right 5th finger diving into 2nd base May 30 at St. Louis...returned to action in time to start 3rd straight All-Star Game...did not commit passed ball all season...**1991**...enjoyed one of his finest seasons, batting .267 with 17 HRs and career-high 87 RBI...played in 152 games, also career high...was voted to start behind plate for National League All-Star Team for 3rd straight year...threw out 43 of 123 would-be base stealers (35%), including 25 of 59 from his knees (42%)...tied Padre record with 3 doubles July 11 at New York and 5 hits Sept. 13 at San Francisco...**1990**...despite missing nearly 2 months, earned his 3rd Silver Slugger and Gold Glove awards...hit .270 with 11 HRs and 53 RBI...was limited to only 100 games after suffering cracked ulna bone in his left arm on pitch thrown by San Francisco's Jeff Brantley June 14...was on Disabled List through Aug. 10...was selected as National League's starting catcher for All-Star Game, but was unable to play due to injury...recorded his 500th career hit Sept. 19, grand slam off Dodgers' Darren Holmes...**1989**...hit .236 with 16 HRs and 62 RBI in 129 games...was voted National League's starting catcher for All-Star Game for 1st time...earned 2nd Gold Glove Award after throwing out 20 of 51 would-be base stealers (39%)...tossed out 8 of 15 runners from his knees (53%)...also picked 16 runners off base...belted grand slam Sept. 3 off Philadelphia's Jeff Parrett...was selected to *The Sporting News*' post-season National League All-Star Team for 2nd time...**1988**...hit .248 with 10 HRs and 46 RBI in 139 games...earned 1st Gold Glove Award and 2nd Silver Slugger Award...led all Major League catchers with 75 assists...threw out 35 of 77 would-be base stealers (45%), including 11 of 17 from his knees (65%)...also picked off 9 runners...hit 1st career grand slam Sept. 21 off Dodgers' Ricky Horton...**1987**...produced his best all-around season in majors, batting .300 with 18 HRs and 79 RBI in 146 games...won the National League's Rookie of the Year Award unanimously...hit safely in 34 consecutive games from Aug. 25-Oct. 2, batting .346 during streak...the 34-game hitting streak was longest ever by rookie, catcher and Padre...was named *The Sporting News*' National League Rookie of the Year...was also selected to publication's N.L. All-Star Team...won 1st Silver Slugger Award...**1986**...spent majority of season at triple-A Las Vegas, batting .286 with 17 HRs and 71 RBI in 117 games...was called up to majors in September and batted .290 (18-for-62) with 3 HRs and 6 RBI in 17 games for San Diego...made Major League debut Sept. 14 and doubled in 1st at-bat off Houston's Mike Scott...hit 1st Major League home run Sept. 17, 10th-inning, game-winning shot off San Francisco's Mark Davis...**1985**...spent 1st season above class-A, batting .298 with 5 HRs and 52 RBI in 101 games at double-A Beaumont...**1984**...was named California League All-Star at single-A Reno...batted .279 while ranking 4th in league with 16 HRs and 5th with 83 RBI...**1983**...spent 1st professional season at single-A Miami, batting .247 with 5 HRs and 56 RBI in 122 games...

A GIANT IN THE COMMUNITY...during 2001 season, was instrumental in Giants' Summer Reading Program by holding children's book reading at Mission Learning Center...

PERSONAL...graduated from John F. Kennedy (Santa Isabel, PR) High School in 1982...was named Outstanding Puerto Rican Athlete in United States in 1987 by Puerto Rican Federal Affairs Administration...has 4 children: Bennybeth, Benito, Jr., Benito Ivan, and Aliyah...single...

BENITO RIVERA SANTIAGO

Year	Club	AVG	G	AB	R	H	2B	3B	HR	RBI	SH	SF	HP	BB	SO	SB	CS	E
1983	Miami	.247	122	429	34	106	25	3	5	56	0	0	0	11	79	3	0	21
1984	Reno	.279	114	416	64	116	20	6	16	83	2	6	4	36	75	5	2	25
1985	Beaumont	.298	101	372	55	111	16	6	5	52	8	3	2	16	59	12	2	15
1986	Las Vegas	.286	117	437	55	125	26	3	17	71	2	4	1	17	81	19	7	21
	San Diego	.290	17	62	10	18	2	0	3	6	0	1	0	2	12	0	1	5
1987	San Diego	.300	146	546	64	164	33	2	18	79	1	4	5	16	112	21	12	22
1988	San Diego	.248	139	492	49	122	22	2	10	46	5	5	1	24	82	15	7	12
1989	San Diego	.236	129	462	50	109	16	3	16	62	3	2	1	26	89	11	6	20
1990	Las Vegas	.300	6	20	5	6	2	0	1	8	1	7	3	3	1	0	5	12
	San Diego	.270	100	344	42	93	8	5	11	53	0	1	0	27	55	5	0	0
1991	San Diego	.267	152	580	60	155	22	3	17	87	0	7	4	23	114	8	10	14
1992	Las Vegas	.308	4	13	3	4	0	0	1	2	0	4	0	1	1	0	5	12
	San Diego	.251	106	386	37	97	21	0	10	42	0	0	0	21	52	2	0	0
1993	Florida	.230	139	469	49	108	19	6	13	50	0	4	5	37	88	10	7	11
1994	Florida	.273	101	337	35	92	14	2	11	41	2	4	1	25	57	1	2	5
1995	Cincinnati	.286	81	266	40	76	20	0	11	44	0	2	4	24	48	2	2	12
1996	Philadelphia	.264	136	481	71	127	21	2	30	85	0	2	1	49	104	2	0	11
1997	Toronto	.243	97	341	31	83	10	0	13	42	1	5	2	17	80	1	0	2
1998	Dunedin	.162	11	37	4	6	1	0	1	5	0	0	0	3	9	3	0	0
	Syracuse	.227	5	22	0	5	2	0	0	2	0	0	0	1	3	0	0	0
	Toronto	.310	15	29	3	9	5	0	0	4	0	0	0	1	6	0	0	0
1999	Chicago-NL	.249	109	350	28	87	18	3	7	36	0	2	2	32	71	1	1	6
2000	Cincinnati	.262	89	252	22	66	11	1	8	45	0	5	1	19	45	2	2	3
2001	San Francisco	.262	133	477	39	125	25	4	6	45	7	6	2	23	78	5	4	5
Minor Totals		.274	480	1746	220	479	92	18	46	279	12	14	7	88	308	42	11	61
S.F. Totals		.262	133	477	39	125	25	4	6	45	7	6	2	23	78	5	4	5
A.L. Totals		.249	112	370	34	92	15	0	13	46	1	5	2	18	86	1	0	2
N.L. Totals		.261	1577	5504	596	1439	252	33	171	721	19	55	30	348	1007	85	64	137
M.L. Totals		.261	1689	5874	630	1531	267	33	184	767	20	60	32	366	1093	86	64	139

ALL-STAR GAME RECORD

Year	Club, Site	AVG	G	AB	R	H	2B	3B	HR	RBI	SH	SF	HP	BB	SO	SB	CS	E
1989	NL, California	.000	1	1	0	0	0	0	0	0	0	0	0	0	1	0	1	1
1990	NL, Chicago-NL																	
1991	NL, Toronto	.000	1	3	0	0	0	0	0	0	0	0	0	0	1	0	0	0
1992	NL, San Diego	.000	1	1	0	0	0	0	0	0	0	0	0	0	1	0	0	0
ASG Totals		.000	3	5	0	0	0	0	0	0	0	0	0	0	3	0	1	1

DIVISION SERIES RECORD

Year	Club	AVG	G	AB	R	H	2B	3B	HR	RBI	SH	SF	HP	BB	SO	SB	CS	E
1995	CIN vs. LA	.333	3	9	2	3	0	0	1	3	0	1	0	3	3	0	0	0

LEAGUE CHAMPIONSHIP SERIES RECORD

Year	Club	AVG	G	AB	R	H	2B	3B	HR	RBI	SH	SF	HP	BB	SO	SB	CS	E
1995	CIN vs. ATL	.231	4	13	0	3	0	0	0	0	0	0	0	2	3	0	0	0

SANTIAGO VS. 2002 OPPONENTS

	2001					CAREER				
	AVG	AB	H	HR	RBI	AVG	AB	H	HR	RBI
vs. Arizona	.203	64	13	1	6	.239	109	26	2	13
Atlanta	.273	22	6	0	0	.256	493	126	22	69
Chicago	.190	21	4	0	1	.289	350	101	18	59
Cincinnati	.385	13	5	0	1	.243	441	107	10	47
Colorado	.254	59	15	1	5	.226	221	50	3	23
Florida	.273	11	3	0	0	.264	129	34	3	22
Houston	.292	24	7	1	3	.245	473	116	11	58
Los Angeles	.122	49	6	1	4	.224	526	118	16	75
Milwaukee	.345	29	10	0	1	.283	92	26	2	11
Montreal	.500	16	8	0	5	.266	383	102	9	50
New York	.278	18	5	0	1	.274	427	117	11	48
Philadelphia	.400	15	6	0	1	.259	363	94	9	40
Pittsburgh	.294	17	5	0	1	.300	400	120	15	63
St. Louis	.333	21	7	1	5	.267	375	100	10	41
San Diego	.286	49	14	1	6	.260	200	52	5	23
San Francisco	—	—	—	—	—	.288	482	139	25	74
Baltimore	—	—	—	—	—	.160	25	4	0	1
New York (AL)	—	—	—	—	—	.250	40	10	1	2
Oakland	.208	24	5	0	1	.313	48	15	1	5
Tampa Bay	—	—	—	—	—	.111	9	1	0	2
Toronto	—	—	—	—	—	—	—	—	—	—
Interleague	.224	49	11	0	5	.201	154	31	0	11

SANTIAGO'S CAREER IN BALLPARKS

	2001					CAREER				
	AVG	AB	H	HR	RBI	AVG	AB	H	HR	RBI
at Bank One	.234	64	15	0	7	.270	411	111	12	49
Turner	.214	28	6	0	1	.250	8	2	0	0
Wrigley	.274	332	91	11	43	.235	183	43	5	14
Cinergy	.282	522	147	21	88	.262	1538	403	45	200
Coors	.222	72	16	0	8	.249	245	61	4	24
Pro Player	.247	465	115	12	56	.143	14	2	0	1
Enron	.222	18	4	1	3	.300	30	9	1	2
Dodger	.233	249	58	10	40	.346	26	9	1	4
Miller	.500	6	3	0	0	.111	9	1	0	2
Olympic	.224	192	43	5	25	.267	191	51	7	28
Shea	.278	216	60	4	20	—	—	—	—	—
at Veterans	—	—	—	—	—	.270	411	111	12	49
PNC	—	—	—	—	—	.250	8	2	0	0
Busch	—	—	—	—	—	.235	183	43	5	14
Qualcomm	—	—	—	—	—	.262	1538	403	45	200
Pacific Bell	—	—	—	—	—	.249	245	61	4	24
Camden	—	—	—	—	—	.143	14	2	0	1
Yankee	—	—	—	—	—	.300	30	9	1	2
Net. Assoc.	—	—	—	—	—	.346	26	9	1	4
Tropicana	—	—	—	—	—	.111	9	1	0	2
SkyDome	—	—	—	—	—	.267	191	51	7	28

SANTIAGO BY MONTH

	2001					CAREER				
	AVG	AB	H	HR	RBI	AVG	AB	H	HR	RBI
In March/April	.318	44	14	1	5	.265	880	233	31	121
May	.319	72	23	1	8	.242	1088	263	24	129
June	.267	90	24	1	13	.258	888	229	19	100
July	.212	99	21	1	4	.271	898	239	27	110
August	.278	90	25	0	6	.263	1066	280	38	135
Sept./Oct.	.220	82	18	2	9	.277	1054	287	45	172
Before ASB	.287	237	68	3	26	.253	3150	798	81	374
After ASB	.238	240	57	3	19	.269	2724	733	103	393

SANTIAGO'S STATISTICAL BREAKDOWN

	2001					CAREER				
	AVG	AB	H	HR	RBI	AVG	AB	H	HR	RBI
Home	.246	228	56	3	21	.265	2972	788	87	389
Road	.277	249	69	3	24	.256	2902	743	97	378
Day	.255	141	36	3	12	.279	1539	429	47	208
Night	.265	336	89	3	33	.254	4335	1102	137	559
Grass	.251	459	115	6	42	.259	3963	1026	121	508
Turf	.556	18	10	0	3	.264	1911	505	63	259
vs.LHP	.256	117	30	1	7	.289	1706	493	63	240
vs.RHP	.264	360	95	5	38	.249	4168	1038	121	527
RISP	.254	118	30	0	36	.251	1546	388	56	580
Bases Loaded	.333	15	5	0	11	.301	153	46	7	125
as Pinch Hitter	.667	3	2	0	3	.333	75	25	1	22
as DH	—	—	—	—	—	.333	3	1	0	0

SANTIAGO'S CAREER FIELDING

Position	PCT.	G	PO	A	E	TC	DP	PB
Catcher	.986	1631	9178	854	141	10173	114	136
First Base	.993	25	139	8	1	148	11	—
Outfield	—	2	0	0	0	0	0	—

CAREER TRANSACTIONS

- Signed as non-drafted free agent by San Diego, Sept. 1, 1982.
- Placed on Disabled List June 21-July 2, 1985 with right knee soreness.
- Placed on Disabled List June 15-Aug. 10, 1990 (including injury rehabilitation assignment to Las Vegas Aug. 2-9) with fractured left ulna bone.
- Placed on Disabled List May 31-July 11, 1992 (including injury rehabilitation assignment to Las Vegas July 7-11) with compound fracture in right 5th finger.
- Granted free agency Oct. 26, 1992; signed with Florida Dec. 16, 1992.
- Placed on N.L. suspension May 5-9, 1994 for involvement in bench-clearing brawl with San Francisco April 17.
- Granted free agency Oct. 20, 1994; signed with Cincinnati April 17, 1995.
- Placed on Disabled List May 8-July 4, 1995 with arthroscopic surgery on right elbow.
- Granted free agency Oct. 31, 1995; signed with Philadelphia Jan. 30, 1996.
- Granted free agency Nov. 18, 1996; signed with Toronto Dec. 9, 1996.
- Placed on Disabled List April 14-29, 1997 with bruised left foot.
- Placed on Disabled List March 18-Sept. 3, 1998 (including rehabilitation assignments to Dunedin Aug. 15-26) and Syracuse Aug. 28-Spt. 3) with strained ligaments in right knee (resulting from automobile accident).
- Granted free agency Oct. 23, 1998; signed with Chicago (NL) Dec. 10, 1998.
- Granted free agency Oct. 29, 1999; signed with Cincinnati Feb. 24, 2000.
- Granted free agency Dec. 7, 2000; signed with San Francisco March 19, 2001.
- Granted free agency Nov. 7, 2001; re-signed with San Francisco Dec. 6, 2001.

CAREER HIGHS

- **Most Hits:** 5, Sept. 13, 1991 at San Francisco (with San Diego)
- **Most RBI:** 6, Sept. 15, 1996 at Chicago (NL) (with Philadelphia)
- **Most Home Runs:** 3, Sept. 15, 1996 at Chicago (NL) (with Philadelphia)
- **Career Grand Slams:** 7, last: Sept. 6, 2000 vs. New York (NL) (with Cincinnati) (off Armando Benitez)
- **Longest Hitting Streak:** 34 games, Aug. 25-Oct. 2, 1987

Deivis Santos

INFIELDER

Santos



Birthdate: February 9, 1980

2002 Opening Day Age: 22

Birthplace: Santo Domingo, Dominican Republic

Resides: Santo Domingo, Dominican Republic

Bats: Left **Throws:** Left **Height:** 6-1 **Weight:** 175

M.L. Service: None

How Obtained: Signed as non-drafted free agent, May 30, 1997.

Contract Status: Signed through 2002

CAREER...promising 21-year old infielder has made huge strides over 2 seasons, rising from Arizona Rookie League to 1st appearance on San Francisco's 40-man roster...spent 1st 3 years of professional career in Dominican Summer League before playing in just 14 combined games in 2000 for Giants' Arizona Rookie League club and short-A Salem Keizer...became bona fide prospect during breakout 2001 campaign in which he earned South Atlantic League All-Star accolades with single-A Hagerstown...is career .276 hitter with 22 HRs and 176 RBI in 342 minor league games...is native of Santo Domingo in Dominican Republic, joining fellow Dominicans Nelson Castro, Felix Diaz and Felix Rodriguez on Giants roster...

2001 SEASON...put together South Atlantic League All-Star campaign with single-A Hagerstown, hitting .290 with 27 2Bs, 3 3Bs, 12 HRs and 80 RBI in 131 games for Suns, all career-highs...marked 1st year at single-A level...had one of best all-around offensive campaigns of any Giants minor league player, ranking 2nd amongst all organization farmhands in hits (151), 3rd in RBI and 9th in batting average...also had 16 stolen bases in 26 attempts...earned Topps Player of Month in SAL for May after hitting robust .348 with 5 HRs and 28 RBI...went 1-for-8 (.125) with RBI in 2 games of South Atlantic League playoffs...played winter ball for Pollos in Dominican Winter League...

2000...hit .372 with 2 HRs and 10 RBI in 12 games for Giants' affiliate in Arizona Rookie League before earning promotion to short-A Salem-Keizer...played in just 2 games with Volcanoes, going 0-for-7...**1999**...had worst offensive season of professional career with Giants' entry in Dominican Summer League, hitting .236 with 3 HRs and 40 RBI in 67 games...**1998**...played 2nd season in Dominican Summer League, hitting at .281 clip with HR and 22 RBI in 60 games for Giants squad...**1997**...made professional debut at age 17, playing in 70 games for Giants' affiliate in Dominican Summer League...hit .271 with 13 2Bs, 2 3Bs, 4 HR and 24 RBI...

PERSONAL...graduated from Escuela Manuel de Jesus High School...single

DEIVIS ALEJANDRO SANTOS

Year	Club	AVG	G	AB	R	H	2B	3B	HR	RBI	SH	SF	HP	BB	SO	SB	CS	E
1997	DSL-Giants	.271	70	258	29	70	13	2	4	24	1	2	1	23	40	5	5	0
1998	DSL-Giants	.281	60	221	26	62	17	0	1	22	0	2	1	24	22	5	3	0
1999	DSL-Giants	.236	67	237	27	56	10	2	3	40	0	1	0	44	31	7	6	0
2000	ARL-Giants	.372	12	43	13	16	2	1	2	10	0	0	0	7	6	4	1	0
	Salem-Keizer	.000	2	7	0	0	0	0	0	0	0	0	0	0	0	0	0	0
2001	Hagerstown	.290	131	520	64	151	27	3	12	80	0	5	4	25	91	16	10	14
Minor Totals		.276	342	1286	159	355	69	8	22	176	1	10	6	123	190	37	25	14

CAREER TRANSACTIONS

■ Signed as non-drafted free agent, May 30, 1997. Signed by Mateo Alou.

Jason Schmidt

RIGHT-HANDED PITCHER



Birthdate: January 29, 1973

2002 Opening Day Age: 29

Birthplace: Lewiston, Idaho

Resides: Longview, Washington

Bats: Right **Throws:** Right **Height:** 6-5 **Weight:** 205

M.L. Service: 6 years, 63 days

How Obtained: Acquired from Pittsburgh along with OF/IF John Vander Wal in exchange for OF Armando Rios and RHP Ryan Vogelsong, July 30, 2001.

Contract Status: Signed through 2005 (agreed to 4-year contract prior to 2002 season with option for 2006)

CAREER...6-year Major League veteran came to San Francisco in July 30, 2001 trade with Pittsburgh...29-year-old right hander has fashioned 56-54 career record with 4.50 ERA in 162 games (153 starts) and 949.2 innings...in 153 career starts, has posted 99 outings that have lasted 6.0 innings or longer (6 complete games)...has limited opponents to 3 earned runs or less in 98 of his 153 career starts (64.1%)...posted 44-47 career mark with Pirates, logging 4.39 ERA (390er, 799.2ip) in 129 starts from 1996-2001...came to Pittsburgh in 1996 trade that sent Denny Neagle to Atlanta...is only the 9th pitcher in ML history to homer for 2 teams in same season, 10th time it's occurred after accomplishing feat in 2001...Clark Griffith (1891, St. Louis (AA), Boston (American Assoc.), Thomas Seaton (1915, Brooklyn, Newark (Federal League), Tony Kaufmann (1927, Cubs, Phillies), Jim Tobin (1945, Braves, Tigers), Tommy Byrne (1951, Yankees, Browns), Don Cardwell (1960, Phillies, Cubs), Ray Sadecki (1966, Cardinals, Giants), Earl Wilson (1966, Red Sox, Tigers) and Earl Wilson (1970 Tigers, Padres) are other 8 pitchers...originally Atlanta's 8th-round choice in June 1991 draft, he broke in with Braves in 1995 before being dealt to Pittsburgh in 4-player deal in 1996...has won 10 or more games in each of 4 years he has made 20 or more starts, including career-best 13-7 mark in 2001...

2001 SEASON...split season between Pittsburgh and San Francisco, combining to go 13-7 with 4.07 ERA in 25 starts...equalled career bests in both wins (also 1999) and ERA (also 1998)...proved to be SF's top pitcher down stretch...was 7-1 with 3.39 ERA (25er, 66.1ip) in 11 starts with SF, during which Giants posted 9-2 mark...limited opponents to .230 batting avg. (57-for-248)...worked 6.0 innings or more in 17 of 25 starts (68.0%), including 16 of last 21 efforts...limited opponents to 3 earned runs or less in 19 of his 25 efforts (76.0%), including 15 of last 17 trips to mound...posted 2.44 ERA (38er, 140.1ip) in his last 17 starts, going 10-4...pitched 6.0 innings or more in 14 of those 17 starts, including 7.0-frame efforts in 8 of those outings...during 17-outing stretch, limited opponents to .221 batting avg. (89-for-403) and just 7 HRs...posted 3.06 ERA (30er, 88.1ip) in 14 starts following All-Star Break, going 8-3...opposition hit just .220 (71-for-322) in those 14 efforts...began season on Disabled List with left abdominal strain, logging rehab stints with double-A Altoona (0-1, 0.96 ERA in 3 starts) and triple-A Nashville (1-0, 0.00 ERA in 1 start)...made his 2001 debut May 11 at Milwaukee, tossing 5.2 innings and combining with Josias Manzanillo (2.1ip) and Mike Williams (1.0ip) on 3-0 shutout...was his 1st victory in Majors since May 29, 2000, 10-4 win over Marlins in Pittsburgh...tossed complete game 4-hitter in Pirates' 6-2 win over Milwaukee June 27 at PNC Park...was his 1st complete game of season and 6th of his career (last: July 25, 1999 at Montreal)...was acquired July 30 with OF John Vander Wal from Pittsburgh in exchange for OF Armando Rios and RHP Ryan Vogelsong...in 14 starts for Pirates, posted 6-6 mark with 4.61 ERA (43er, 84.0ip)...shared club lead for wins and strikeouts (77), while ranking 2nd among starting pitchers in ERA...won his SF debut Aug. 1 at Pac Bell, defeating his former club 3-1...earned his 50th career victory by limiting Pirates to 2 baserunners over 7.0 innings...lone mistake was solo HR by Jason Kendall...Barry Bonds drilled his 46th HR of campaign in 1st to give SF 1-0 advantage...finished 1-for-3 with RBI himself...owned team-high 6-game winning streak Aug. 14-Oct. 3, logging 3.04 ERA (19er, 56.1ip) over 9 starts...was his longest streak since his career-best 7-game victory string April 12-June 1, 1998 with Pittsburgh...was longest winning string by Giant since Russ Ortiz' 7-gamer Aug. 3-Sept. 4, 2000...tied his career high with 13th win Oct. 3 at Houston, defeating Astros

for 1st time in career after 10 lifetime decisions. ...allowed 3 runs over 5.1 innings in SF's eventual 11-8 triumph. ...was his shortest start since his last defeat Aug. 8 at Cincinnati (4.0ip). ...won each of his 4 starts at Pac Bell Park, logging impressive 2.42 ERA (7er, 26.0ip). ...hit 1st home run of ML career June 27. 392' solo blast off Milwaukee's Jimmy Haynes. ...became 1st Pirate pitcher to homer since May 29, 1996 (Danny Darwin vs. Houston). ...hit safely in 3 of his 11 starts with Giants, going 4-for-26 (.154) with HR and 3 RBI. ...also drilled his 2nd career HR Aug. 30 off AZ's Miguel Batista. ...

2000 ...posted lowest win total since 1995 rookie year, going 2-5 with 5.40 ERA in 11 starts before seeing season end in August. ...made 1st career Opening Day start, taking ball for Pittsburgh vs. Houston April 4. ...suffered loss, serving 6th-inning grand slam to Richard Hidalgo in Pirates' final home opener at Three Rivers Stadium. ...battled Randy Johnson in 2nd start, allowing just 4 hits and 1 earned run in 7.0 innings, but suffered 1-0 loss at Arizona April 9. ...offense did not score single run with him on mound over his 1st 2 starts. ...missed turn in rotation April 20 with right shoulder inflammation. ...placed on 15-day Disabled List April 19 (retro to April 15) with right shoulder inflammation. ...was reinstated May 1 and started at St. Louis May 2, tossing 4.0 innings while on 75-pitch limit. ...earned 1st win of season in next start May 7 at Chicago (NL). ...lost next 2 decisions before winning final game of year May 29 vs. Florida. ...made 2 more starts (June 3 vs. Kansas City and June 9 at Kansas City) before being placed on 15-day Disabled List with right shoulder inflammation June 12 (retro to June 10). ...pitched 1 game with Bradenton on July 29 while on rehab assignment. ...had MRI performed on shoulder Aug. 8, then underwent season-ending arthroscopic surgery performed by Dr. James Andrews on Aug. 17 in Birmingham, AL, to repair partial fraying of rotator cuff and possible fraying of labrum in right shoulder. ...was transferred to 60-day Disabled List Sept. 8. ...**1999** ...established career highs in wins (13) and matched career high in starts (33). ...led Pittsburgh staff in strikeouts for 2nd straight season, fanning 148. ...shared NL lead in balks (4) with Los Angeles' Darren Dreifort. ...won his 1st 2 starts for 2nd time in career (also in 1996). ...tossed 8.0-inning complete game and tied career high with 11 strikeouts April 21 at San Diego, but lost 2-0 decision to Pads' Andy Ashby. ...lasted just 1.2 frames May 23 at Florida, marking shortest career non-ejection start (was ejected after 1.0 inning vs. St. Louis on June 5, 1997). ...missed turn in rotation at end of May on account of "dead arm". ...returned on June 1 and surrendered just 1 run in 6.2 innings of work vs. Los Angeles. ...tossed 4-hitter at Montreal July 25, 6-1 Pirates win. ...matched career high with 11th victory of season Aug. 27 at San Francisco. ...allowed 4 homers and 8 earned runs in 5.2 innings at Colorado Sept. 1. ...surrendered team-high 23 1st-inning runs and posted 5.45 ERA (20er, 33.0ip) in initial frame. ...ERA dropped to 3.96 (79er, 179.0ip) in innings 2-9. ...allowed club-high 24 home runs. ...went 5-for-60 (.083) at plate with 1 RBI, which came in 1st start of season April 6 vs. Montreal. ...**1998** ...established career highs in starts (33), innings pitched (214.1) and strikeouts (158) while going 11-14 with 4.07 ERA. ...led Bucs in strikeouts and finished 2nd in wins behind Francisco Cordova (13). ...began season with 8-1 record after 12 starts, and was 1st NL pitcher to post 8 wins, but went 3-13 in last 21 trips to mound. ...also led club in home runs allowed (24) and walks (71). ...paced NL with 15 wild pitches (White Sox' Jamie Navarro led majors with 18). ...strung together career-best 7-game winning streak April 12-June 1, becoming 1st Pittsburgh hurler to win 7 straight since John Smiley in 1991. ...won 4 of his 5 starts in May and did not surrender more than 2 runs in any start while logging 1.82 ERA (7er, 34.2ip). ...ran record to 8-1 with 4-3 victory over New York June 1, becoming fastest Pittsburgh pitcher to 8 wins since John Smiley reached mark June 1, 1991. ...streak was snapped with 3-2 loss to Minnesota June 7, but ERA dropped to season-low 3.51. ...snapped 60-game errorless streak with fielding miscue June 18. ...beginning with setback to Twins, lost career-high 8-straight decisions between June 7 and Aug. 6. ...broke losing skid with 5-4 win at Cincinnati Aug. 12. ...went winless in 12 starts, the longest drought by Pirate hurler since Tim Wakefield went 0-9 in 13-game stretch in 1993. ...won 3 straight starts Aug. 12-23, but then lost his last 5 decisions. ...went 6-for-62 (.097) at plate with 2 doubles and 2 RBI. ...**1997** ...spent 1st full season in majors and went 10-9 with 4.60 ERA in 32 starts. ...struggled in initial 3 starts, going 0-1 with 7.62 ERA (11er, 13.0ip). ...tossed 6.2-scoreless innings and combined with Ricardo Rincon and John Ericks on 7-0 shutout April 27 at Chicago. ...left his start at Colorado May 7 after being struck on right knee by line drive off bat of Larry Walker in 4th inning. ...left his start vs. Montreal May 30 with blister on his right middle finger. ...was ejected by Jerry Layne for hitting St. Louis' Mike DiFelice in 2nd inning June 4. ...won 3 straight decisions between June 16 and July 2. ...tossed complete game in 6-1 win vs. New York June 27. ...hurled second-straight complete game with season-high 10 strikeouts July 2 vs. Chicago (AL) defeating White Sox 3-1. ...became 1st Pittsburgh pitcher since Tim Wakefield in 1993 to toss back-to-back complete games. ...won 4 straight decisions between July 25-Aug. 20. ...**1996** ...began season in Atlanta's starting rotation and went 2-1 with 5.57 ERA (13er, 21.0ip) in 5 games (4 starts). ...made 1st appearance in relief and then won consecutive starts April 7 and April 12. ...was charged with 8 earned runs in 8.1 innings over next 2 starts and was optioned to triple-A Richmond May 11. ...went 2-0 with 1.57 ERA (5er, 28.2ip) in 4 starts for Richmond before

being recalled by Braves June 4...made 8 appearances (7 starts) before being placed on Disabled List with stress fracture in left rib cage July 15...went 1-0 with 4.74 ERA (10er, 19.0ip) in 4 rehab starts...was claimed off waivers by Pittsburgh Aug. 30, completing trade which sent Denny Neagle to Atlanta Aug. 28...received no-decision in 1st start with Pittsburgh Sept. 1 vs. Houston...recorded 1st win as Pirate Sept. 12 at San Francisco and won again in his next start, Sept. 18 vs. Cincinnati...struck out career-high 11 batters in 4-3, complete-game loss vs. Chicago Sept. 23...went combined 5-6 with 5.70 ERA in 19 Major League games (17 starts)...**1995**...began season with Atlanta, making ML debut in relief April 28 at Los Angeles...tossed 3.0-innings of relief May 5 at Philadelphia before being optioned to triple-A Richmond May 17...remained at Richmond until Sept. 1 recall...led International League with 2.25 ERA...named Richmond's Player of Month for July after going 4-2 with 1.32 ERA (6er, 41.0ip) in 6 starts...went 2-2 with 5.14 ERA (12er, 21.0ip) in 7 games (2 starts) after his recall to Atlanta...tossed 8.0-scoreless innings and picked up 1st big league win in 1st ML start Sept. 3 vs. Chicago...won again Sept. 13 at Colorado with 4.0-frame relief stint...lost as starter Sept. 19 vs. New York, then made final 3 appearances out of bullpen...was 1-1 with 3.21 ERA (4er, 11.0ip) in 2 starts with Atlanta while going 1-1 with 7.71 ERA (12er, 14.0ip) in 7 ML relief appearances...**1994**...spent entire season with double-A Greenville...ranked 3rd in Southern League with 131 strikeouts, while his 8.4 strikeouts-per 9.0 innings ratio was 2nd best among Southern League starters...won his only playoff start Sept. 5 at Carolina, allowing 1 earned run in 7.2 innings...**1993**...ranked 3rd on single-A Durham's staff with 22 starts while leading rotation with 8.5 strikeout-per 9.0 inning ratio...allowed 2 or fewer runs in 5-start stretch July 6-30, posting 1.64 ERA (6er, 33.0ip)...**1992**...split season between Pulaski (rookie) and single-A Macon...went combined 3-7 with 4.01 ERA in 18 starts...won Pitcher of Month honors in June...fanned 89 batters in 83.0 innings...**1991**...spent 1st professional season with Bradenton, Braves' entry in Gulf Coast League...led team with 44 strikeouts in 45.1 innings while not allowing home run...

PERSONAL...graduate of Kelso (WA) High School, where he played football, baseball and basketball...named Gatorade state (WA) Player of Year and All-State MVP in baseball in 1991...also tossed prep no-hitter as senior, striking out 20 of 21 batters faced...was offered a scholarship to University of Arizona, but signed with Atlanta after being selected by Braves in 8th round of June 1991 draft...married (Bethany)...has one daughter, Makynlee (Jan. 14, 2001).

JASON DAVID SCHMIDT

Year	Club	W-L	ERA	G	GS	CG	SH	SV	IP	H	R	ER	HR	HB	BB	SO	WP	BK
1991	Bradenton	3-4	2.38	11	11	0	0	0	45.1	32	21	12	0	0	23	44	8	0
1992	Macon	0-3	4.01	7	7	0	0	0	24.2	31	18	11	2	1	19	33	2	2
	Pulaski	3-4	4.01	11	11	0	0	0	58.1	55	38	25	4	3	31	56	3	0
1993	Durham	7-11	4.94	22	22	0	0	0	116.2	128	69	64	12	8	47	110	4	1
1994	Greenville	8-7	3.65	24	24	1	0	0	140.2	135	64	57	9	8	54	131	9	0
1995	Atlanta	2-2	5.76	9	2	0	0	0	25.0	27	17	16	2	1	18	19	1	0
	Richmond	8-6	2.25	19	19	0	0	0	116.0	97	40	29	2	3	48	95	4	1
1996	Atlanta	3-4	6.75	13	11	0	0	0	58.2	69	48	44	8	0	32	48	5	1
	Richmond	3-0	2.56	7	7	0	0	0	45.2	36	17	13	2	0	19	41	4	0
	Greenville	0-0	9.00	1	1	0	0	0	2.0	4	2	2	0	0	2	1	0	0
	Pittsburgh	2-2	4.06	6	6	1	0	0	37.2	39	19	17	2	2	21	26	3	0
1997	Pittsburgh	10-9	4.60	32	32	2	0	0	187.2	193	106	96	16	9	76	136	8	0
1998	Pittsburgh	11-14	4.07	33	33	0	0	0	214.1	228	106	97	24	4	71	158	15	1
1999	Pittsburgh	13-11	4.19	33	33	2	0	0	212.2	219	110	99	24	3	85	148	6	4
2000	Pittsburgh	2-5	5.40	11	11	0	0	0	63.1	71	43	38	6	1	41	51	1	0
	Bradenton	0-0	2.25	1	1	0	0	0	4.0	4	2	1	0	0	1	1	0	0
2001	Pittsburgh	6-6	4.61	14	14	1	0	0	84.0	81	46	43	11	7	28	77	3	1
	San Francisco	7-1	3.39	11	11	0	0	0	66.1	57	29	25	2	0	33	65	5	0
Minor Totals		32-35	3.48	103	103	1	0	0	553.1	522	271	214	31	23	242	513	36	4
S.F. Totals		7-1	3.39	11	0	0	0	0	66.1	57	29	25	2	0	33	65	5	0
M.L. Totals		56-54	4.50	162	153	6	1	0	949.2	984	524	475	95	27	405	728	47	7

SCHMIDT'S M.L. BATTING

	AVG	G	AB	R	H	2B	3B	HR	RBI	SH	SF	HP	BB	SO	SB	CS	E
— 2001	.163	25	49	5	8	0	0	2	4	6	0	0	1	22	0	0	0
— Career	.096	162	282	12	27	4	0	2	12	44	1	0	14	132	0	0	5

LAST HOME RUN: Aug. 30, 2001 at Arizona (off Miguel Batista)

SCHMIDT VS. 2002 OPPONENTS

	2001						CAREER					
	W-L-S	ERA	G	IP	H	ER	W-L-S	ERA	G	IP	H	ER
vs. Arizona	2-0-0	2.63	2	13.2	11	4	3-4-0	3.71	7	43.2	42	18
Atlanta	1-0-0	1.29	1	7.0	5	1	3-4-0	5.26	8	49.2	55	29
Chicago	---	---	---	---	---	---	5-5-0	3.25	12	80.1	83	29
Cincinnati	1-1-0	7.20	2	10.0	11	8	4-2-0	4.76	13	79.1	76	42
Colorado	0-0-0	6.00	1	6.0	6	4	4-1-0	5.54	9	52.0	62	32
Florida	2-0-0	4.42	3	18.1	18	9	5-0-0	5.40	13	66.2	78	40
Houston	1-1-0	4.05	2	13.1	11	6	1-9-0	6.30	12	65.2	77	46
Los Angeles	0-1-0	2.77	2	13.0	9	4	2-5-0	5.50	13	70.1	81	43
Milwaukee	2-0-0	1.23	2	14.2	7	2	3-2-0	3.44	8	52.1	51	20
Montreal	0-1-0	16.20	1	3.1	6	6	3-3-0	5.13	8	40.1	36	23
New York	0-0-0	2.84	1	6.1	7	2	2-4-0	4.63	12	72.0	78	37
Philadelphia	0-1-0	7.20	1	5.0	9	4	1-2-0	2.61	6	31.0	29	9
Pittsburgh	1-0-0	1.29	1	7.0	1	1	1-0-0	1.29	1	7.0	1	1
St. Louis	1-1-0	2.25	2	12.0	6	3	6-4-0	3.11	12	66.2	56	23
San Diego	1-0-0	0.00	1	6.0	7	0	6-2-0	3.33	10	67.2	63	25
San Francisco	---	---	---	---	---	---	3-1-0	3.86	5	23.1	23	10
Baltimore	---	---	---	---	---	---	---	---	---	---	---	---
New York (AL)	---	---	---	---	---	---	---	---	---	---	---	---
Oakland	---	---	---	---	---	---	---	---	---	---	---	---
Tampa Bay	---	---	---	---	---	---	---	---	---	---	---	---
Toronto	---	---	---	---	---	---	---	---	---	---	---	---
Interleague	1-1-0	8.59	3	14.2	24	14	4-6-0	5.29	13	81.2	93	48

SCHMIDT'S CAREER IN BALLPARKS

	2001						CAREER						
	W-L-S	ERA	G	IP	H	ER	W-L-S	ERA	G	IP	H	ER	
at Bank One	2-3-0	2.84	5	31.2	28	10	at Veterans	0-2-0	4.15	3	13.0	13	6
Turner	1-1-0	4.12	3	19.2	20	9	PNC	2-4-0	4.84	7	44.2	44	24
Wrigley	2-3-0	4.21	6	36.1	40	17	Busch	1-1-0	3.13	4	23.0	19	8
Cinergy	2-2-0	5.23	9	53.1	53	31	Qualcomm	3-2-0	2.91	5	34.0	35	11
Coors	1-0-0	7.56	5	25.0	36	21	Pacific Bell	4-0-0	2.42	4	26.0	20	7
Pro Player	1-0-0	5.48	5	23.0	25	14	Camden	---	---	---	---	---	
Enron	1-0-0	5.06	1	5.1	5	3	Yankee	---	---	---	---	---	
Dodger	0-1-0	3.70	5	24.1	21	10	Net. Assoc.	---	---	---	---	---	
Miller	1-0-0	0.00	1	5.2	3	0	Tropicana	---	---	---	---	---	
Olympic	2-2-0	5.47	4	24.2	26	15	SkyDome	---	---	---	---	---	
Shea	0-2-0	4.19	6	34.1	38	16							

SCHMIDT BY MONTH

	2001						CAREER					
	W-L-S	ERA	G	IP	H	ER	W-L-S	ERA	G	IP	H	ER
In March/April	---	---	---	---	---	---	9-6-0	4.73	24	131.1	133	69
May	1-2-0	4.91	4	22.0	24	12	8-8-0	4.79	27	148.1	165	79
June	3-1-0	6.67	5	27.0	29	20	11-10-0	4.87	29	173.2	180	94
July	2-3-0	2.83	5	35.0	28	11	7-12-0	3.68	25	159.0	154	85
August	4-1-0	3.50	6	36.0	31	14	10-6-0	4.51	23	147.2	158	74
Sept./Oct.	3-0-0	3.26	5	30.1	26	11	11-12-0	4.53	33	182.2	194	92
Before ASB	5-4-0	5.52	11	62.0	67	38	30-28-0	4.76	87	499.0	526	264
After ASB	8-3-0	3.06	14	88.1	71	30	26-26-0	4.21	75	450.2	458	211

SCHMIDT'S STATISTICAL BREAKDOWN

	2001						CAREER					
	W-L-S	ERA	G	IP	H	ER	W-L-S	ERA	G	IP	H	ER
Season	13-7-0	4.07	25	150.1	138	68	56-54-0	4.50	162	949.2	984	475
Home	6-4-0	3.95	11	70.2	64	31	34-29-0	4.47	83	499.0	501	248
Road	7-3-0	4.18	14	79.2	74	37	22-25-0	4.53	79	450.2	483	227
Day	0-0-0	14.09	2	7.2	13	12	13-16-0	5.13	47	263.0	281	150
Night	13-7-0	3.53	23	142.2	125	56	43-38-0	4.26	115	686.2	703	325
Starter	13-7-0	4.07	25	150.1	138	68	55-53-0	4.43	153	933.1	960	459
Reliever	---	---	---	---	---	---	1-1-0	8.82	9	16.1	24	16

SCHMIDT'S CAREER FIELDING

Position	PCT.	G	PO	A	E	TC	DP	PB
Pitcher	.962	162	46	79	5	130	3	---

CAREER TRANSACTIONS

- Selected by Atlanta in 8th round of June 1991 draft.
- Placed on 15-day Disabled List July 15-Aug. 30 (including rehabilitation assignment to Greenville and Richmond) with stress fracture in left rib cage.
- Claimed off waivers by Pittsburgh, Aug. 30, 1996, completing Aug. 28, 1996 trade in which Pittsburgh acquired IF Ron Wright and C/OF Corey Painter in exchange for LHP Denny Neagle.
- Placed on 15-day Disabled List April 15-May 1, 2000 with right shoulder inflammation.
- Placed on 15-day Disabled List June 10-end of season (including 1 rehabilitation assignment with Bradenton) with right shoulder inflammation; was transferred to 60-day Disabled List August 8, 2000.
- Placed on 15-day Disabled List April 3-May 11, 2001 with left abdominal strain.
- Traded to San Francisco with OF/IF John Vander Wal in exchange for OF Armando Rios and RHP Ryan Vogelsong, July 30, 2001.
- Granted free agency Nov. 7, 2001. Signed with San Francisco Dec. 14, 2001.

CAREER HIGHS

- **Low-Hit Game:** 4 (twice), last: June 27, 2001 vs. Milwaukee (with Pittsburgh)
- **Innings Pitched - Starter:** 9.0 (5 times), last: June 27, 2001 vs. Milwaukee (with Pittsburgh)
Reliever: 1.1, July 11, 1995 vs. Florida (with Pittsburgh)
- **Most Strikeouts:** 11 (twice), last: Apr. 21, 1999 at San Diego (with Pittsburgh)
- **Winning Streak:** 7, Apr. 12-June 1, 1998 (with Pittsburgh)
- **Losing Streak:** 8, June 7-Aug. 6, 1998 (with Pittsburgh)

Scott Servais

CATCHER



Birthdate: June 4, 1967

2002 Opening Day Age: 34

Birthplace: LaCrosse, Wisconsin

Resides: Castle Rock, Colorado

Bats: Right **Throws:** Right **Height:** 6-2 **Weight:** 210

M.L. Service: 10 years, 16 days

How Obtained: Signed as free agent, January 16, 2002.

Contract Status: Non-roster invitee

CAREER...10-year Major League veteran returns to San Francisco for 3rd stint with club, having previously played with Giants in 1999 and 2000...signed as minor league free agent Jan. 16 and comes to Spring Training as non-roster invitee...owns career .245 average with 63 home runs and 319 RBI in 820 big league games...is .272 hitter (56-for-206) in 76 games with Giants...in addition to Giants tenure, Houston's 3rd round pick in 1988 draft has seen Major League action with Astros (1991-95, 2001), Cubs (1995-98) and Rockies (2000)...

2001 SEASON...spent Spring Training with Detroit before signing minor league deal with Houston March 28...marked return to Astros organization after spending 8-year stint with club 1988-95...opened season with triple-A New Orleans before finishing campaign with Houston...in 11 games at big league level, hit .375 (6-for-11) with run scored...had contract purchased from Zephyrs

June 24...was placed on 15-day Disabled List with left thigh contusion Aug. 12-31...in 44 games with New Orleans, hit .338 (50-for-148) with 10 2Bs, 6 HR and 31 RBI...

2000...began season with Colorado before finishing campaign with Giants...spent 38 games overall at big league level, hitting .220 (24-for-109) with HR and 13 RBI...opened year with Rockies after making club out of Spring Training as non-roster invitee...had lone ML roundtripper of season during 3-game binge April 14-17 in which he went 6-for-10 with 4 RBI...placed on 15-day DL April 19 with sprained right ankle...had 2-game rehab assignment with triple-A Colorado Springs before being activated May 3...landed back on DL July 15 with strained right calf...was sent to Colorado Springs for rehab assignment beginning July 27...was activated from DL Aug. 31 and was claimed off waivers by Giants...played in 7 games down stretch for San Francisco, going 2-for-8 (.250) with run scored. **1999**...spent 1st year with San Francisco, making big league club after coming to spring camp as non-roster invitee...shared catching duties with Brent Mayne for most of season, hitting .273 with 5 HRs and 21 RBI in 69 games...underwent foot surgery Sept. 27 and missed remainder of season...spent stint on 15-day DL June 17-July 8 with dislocated right thumb, suffered when Colorado's Vinny Castilla fouled ball off his hand...spent 3-game rehab stint at triple-A Fresno...hit .289 (26-for-90) over final 29 contests...drilled 1st career pinch-HR Sept. 3, connecting off Pittsburgh's Marc Wilkins to lead off 9th inning. **1998**...contributed to Cubs' wild card berth, appearing in 113 games (87 starts)...hit solid .282 down stretch, finishing year with 20 hits in final 71 at-bats...also added 2-for-3 effort in Game 2 of NLDS vs. Atlanta...however, struggled at plate most of year due to recurring knee problems, finishing with .222 average, 7 HRs and 36 RBI overall...posted .991 fielding pct. (4 errors in 703 total chances), ranking 2nd behind Atlanta's Javy Lopez among NL catchers...recorded 500th hit of ML career July 23 vs. Montreal, solo homer off Jeremy Powell...played 2 innings at 1st base April 10 at Montreal...had arthroscopic surgery on his right knee Nov. 2...**1997**...appeared in 122 games for Cubs, hitting .260 with 6 HRs and 45 RBI...saw action in 118 games behind plate, including 110 starts...threw out 42 of 134 (31.3%) of attempted base thieves, 7th-best mark in NL...hit at .322 clip (28-for-87) over final 29 contests...equaled career high with 5 RBI May 19 vs. San Francisco, finishing contest 2-for-4 with 2B and HR...had game-winning, 3-run clout Sept. 6 off Mets' John Franco...underwent arthroscopic surgery to repair medial meniscus tear in his right knee Oct. 1...**1996**...established personal highs in games (127), runs scored (42), hits (118) and RBI (63) for Cubs...batted .265 with 20 2Bs and 11 HRs...played in 128 games behind plate, including 125 starts...was hit by 14 pitches, tying for 5th-highest total in NL...hit-by-pitch total was most by Cub since 1905, when Frank Chance was hit 17 times...drove in 5 runs in 9-6 victory at Colorado April 8 to match career high...finished game 3-for-4 with 3-run HR and 2-run 2B...played 2 innings at 1st base May 20 at Atlanta and was successful on both fielding chances...marked 1st time at position since 1989 with single-A Osceola...**1995**...split campaign between Astros and Cubs...hit combined .265 in 80 games with career-high 13 HRs and 47 RBI...was Houston's Opening Day catcher...played in 28 games with Astros, hitting .225 with HR and RBI...was traded to Cubs with OF Luis Gonzalez in exchange for C Rick Wilkins June 28...batted .286 for Chicago with 12 2Bs, 12 HRs and 35 RBI in 175 at-bats over 52 games...made Cubs debut June 29 vs. St. Louis, gunning out 3-of-4 attempted base-stealers while also recording 1st ML steal...was on DL July 10-Aug. 3 with sprained medial collateral ligament in his left knee...injured knee in home plate collision with Philadelphia's Darren Daulton July 9...in 1st 25 games back from DL, hit at .367 clip (29-for-79) with 9 HRs and 18 RBI...established career single-game highs for hits and homers Aug. 22 vs. Florida, going 4-for-4 with 2 HRs and 4 RBI...over 7-game stretch Aug. 22-28, went 10-for-19 (.526) with 2 2Bs, 5 HRs and 8 RBI...**1994**...played in 78 games for Houston, batting .195 with 15 2Bs, 9 HRs and 41 RBI...had 4 HRs and 12 RBI in 22 games during May...3 clouts came in 5-game span May 24-30...**1993**...hit 11 homers and drove in 32 runs in 85 games with Astros...collected 1st ML homer April 25 at Pittsburgh, connecting off Randy Tomlin...tied Houston record with 3 doubles June 3 vs. New York...finished campaign 3rd among NL catchers with .996 fielding percentage (2 errors, 35 total chances)...was spiked on right hand Sept. 14 at Colorado...received 4 stitches for injury and missed remainder of season...**1992**...spent first full season in majors, batting .239 in 77 games with Astros...Houston pitchers compiled 3.38 ERA when he was behind plate...hit safely in 10 of 12 games during Sept. and Oct., hitting at .457 clip (16-for-35)...had 4 straight multi-hit games to end season and posted 10 hits in final 21 at-bats...**1991**...saw his 1st Major League action after being promoted from triple-A Tucson July 10...made ML debut as pinch-hitter for Astros July 12 at Wrigley Field...opened big league career 0-for-22...1st ML hit was single off San Francisco's Don Robinson Sept. 23...was hit by foul Aug. 3 and fractured 5th metacarpal bone in his right hand...was on DL from Aug. 4-Sept. 7...before ML promotion, hit .324 in 60 games at Tucson...**1990**...spent 2nd professional campaign at triple-A Tucson...batted .218 with 5 HRs and 37 RBI in 89 games...**1989**...began pro career at single-A Osceola and earned promotion to double-A Columbus at mid-season...hit .206 in April, but rebounded to hit .300 in

May and earn promotion...hit .318 in 1st 14 games at Columbus before dropping off to final .236 mark...

A GIANT IN THE COMMUNITY...during previous stints with San Francisco, participated in Giants Rewards and Kids Club activities and events...also supported Giants Community Fund and Junior Giants baseball...provides charitable assistance to the National Humane Society and to New Horizons Women's Shelter in LaCrosse, WI...

PERSONAL...graduated from Westby (WI) High School in 1985...was selected by New York Mets in 2nd round of June 1985 draft, but did not sign...attended Creighton University, where he was 3-year starter...won gold medal as member of 1988 United States Olympic Team...also was silver medalist with Team USA in 1987 Pan American Games...won USA Baseball's Alumni Award in 1994...married (Jill, Nov. 26, 1988)...3 children, Tyler (Nov. 18, 1992), Jacqueline (Sept. 12, 1994) and Victoria (Sept. 2, 1997)...

SCOTT DANIEL SERVAIS

Year	Club	AVG	G	AB	R	H	2B	3B	HR	RBI	SH	SF	HP	BB	SO	SB	CS	E
1989	Osceola	.268	46	153	16	41	9	0	2	23	0	5	2	16	35	0	2	4
	Columbus	.236	63	199	20	47	5	0	1	22	1	4	3	19	42	0	3	3
1990	Tucson	.218	89	303	37	66	11	3	5	37	0	0	4	18	61	0	0	9
	Houston	.162	16	37	0	6	3	0	0	6	0	0	0	4	8	0	0	1
1992	Houston	.239	77	205	12	49	9	0	0	15	0	0	5	11	25	0	0	2
1993	Houston	.244	85	258	24	63	11	0	11	32	0	0	5	22	45	0	0	2
1994	Houston	.195	78	251	27	49	1	1	9	41	0	0	4	10	44	0	0	2
1995	Houston	.225	28	89	7	20	10	0	1	12	0	0	1	9	15	0	1	5
	Chicago (NL)	.286	52	175	31	59	12	9	12	35	9	9	2	23	37	2	1	7
1996	Chicago (NL)	.265	129	445	42	118	20	0	11	63	0	0	14	30	75	0	2	11
1997	Chicago (NL)	.260	122	385	36	100	21	0	6	45	0	0	6	24	56	0	1	8
1998	Chicago (NL)	.222	113	325	35	72	15	1	7	36	0	0	5	26	51	1	0	4
1999	San Francisco	.273	69	198	21	54	10	0	5	21	3	0	3	13	31	0	0	3
	Fresno	.273	3	11	3	3	1	1	0	2	0	0	0	0	1	0	0	0
2000	Colorado	.218	33	101	6	22	4	0	1	13	0	0	1	7	16	0	1	3
	Colo. Springs	.292	20	65	7	19	2	1	3	12	0	0	1	4	8	0	1	1
2001	San Francisco	.250	7	8	1	2	0	0	0	0	0	0	0	2	1	0	0	0
	New Orleans	.338	44	148	22	50	10	1	6	31	1	3	3	12	21	0	0	1
	Houston	.375	11	16	1	6	0	0	0	0	0	0	0	2	3	0	1	0
Minor Totals		.270	325	1098	139	297	50	6	19	154	9	17	19	82	187	0	10	27
S.F. Totals		.272	76	206	22	56	10	0	5	21	3	0	3	15	32	0	0	3
M.L. Totals		.245	820	2493	243	611	130	2	63	319	9	9	46	183	407	3	6	45

DIVISION SERIES RECORD

Year	Club	AVG	G	AB	R	H	2B	3B	HR	RBI	SH	SF	HP	BB	SO	SB	CS	E
1998	CHI vs. ATL	.667	1	3	0	2	0	0	0	0	0	0	0	0	0	0	0	0

San Francisco Non-Roster Invitees Who Made Opening Day Rosters

2001	Benito Santiago (C)	1993	Mark Carreon (OF)	1987	None
2000	Russ Davis (IF)		Jeff Reed (C)	1986	Mike LaCoss (RHP)
1999	Miguel Del Toro (RHP)	1992	Craig Colbert (C)		Brad Gulden (C)
	Scott Servais (C)		Jim McNamara (C)		Will Clark (IF)
1998	Alex Diaz (OF)		Cory Snyder (OF)	1985	Vida Blue (LHP)
1997	Damon Berryhill (C)	1991	None	1984	Jeff Robinson (RHP)
	Rich Rodriguez (LHP)		1990		Tony Perezchica (IF)
1996	Mel Hall (OF)		Russ Swan (LHP)		Gene Richards (OF)
	Chris Hook (RHP)	1989	Jeff Brantley (RHP)	1983	None
1995	Todd Benzinger (IF)				Ed Jurak (IF)
	Mark Leiter (RHP)		James Steels (OF)		
1994	None	1988	None		

SERVAIS VS. 2002 OPPONENTS

	2001					CAREER				
	AVG	AB	H	HR	RBI	AVG	AB	H	HR	RBI
vs. Arizona	—	—	—	—	—	.174	46	8	1	5
Atlanta	—	—	—	—	—	.224	174	39	4	20
Chicago	.000	2	0	0	0	.250	92	23	1	6
Cincinnati	—	—	—	—	—	.234	188	44	5	22
Colorado	—	—	—	—	—	.219	151	33	6	27
Florida	.500	2	1	0	0	.259	143	37	7	24
Houston	—	—	—	—	—	.316	136	43	5	20
Los Angeles	—	—	—	—	—	.200	185	37	2	15
Milwaukee	.000	1	0	0	0	.250	52	13	1	8
Montreal	—	—	—	—	—	.266	139	37	2	24
New York	.500	2	1	0	0	.240	171	41	3	15
Philadelphia	—	—	—	—	—	.236	148	35	5	24
Pittsburgh	—	—	—	—	—	.252	206	52	4	29
St. Louis	.000	1	0	0	0	.226	212	48	5	27
San Diego	—	—	—	—	—	.247	174	43	6	13
San Francisco	.000	0	0	0	0	.274	168	46	6	28
Baltimore	—	—	—	—	—	—	—	—	—	—
New York (AL)	—	—	—	—	—	—	—	—	—	—
Oakland	—	—	—	—	—	.214	14	3	0	0
Tampa Bay	—	—	—	—	—	—	—	—	—	—
Toronto	—	—	—	—	—	—	—	—	—	—
Interleague	.500	8	4	0	0	.309	94	29	0	12

SERVAIS' CAREER IN BALLPARKS

	2001						CAREER				
	AVG	AB	H	HR	RBI		AVG	AB	H	HR	RBI
at Bank One	.167	30	5	1	3	at Veterans	.182	88	16	4	14
Turner	.097	31	3	0	3	PNC	—	—	—	—	—
Wrigley	.263	725	191	23	96	Busch	.223	94	21	2	9
Cinergy	.245	110	27	3	13	Qualcomm	.253	83	21	1	3
Coors	.293	116	34	4	27	Pacific Bell	.154	13	2	0	0
Pro Player	.229	83	19	2	11	Camden	—	—	—	—	—
Enron	.333	12	4	0	0	Yankee	—	—	—	—	—
Dodger	.159	88	14	1	7	Net. Assoc.	.200	5	1	0	0
Miller	.000	1	0	0	0	Tropicana	—	—	—	—	—
Olympic	.292	65	19	0	10	SkyDome	—	—	—	—	—
Shea	.220	82	18	2	10						

SERVAIS BY MONTH

	2001					CAREER				
	AVG	AB	H	HR	RBI	AVG	AB	H	HR	RBI
in March/April	—	—	—	—	—	.231	381	88	13	58
May	—	—	—	—	—	.245	465	114	14	56
June	.000	1	0	0	0	.232	488	113	9	57
July	.364	11	4	0	0	.243	436	106	8	51
August	.667	3	2	0	0	.246	391	96	13	47
Sept./Oct.	.000	1	0	0	0	.283	332	94	6	50
Before ASB	.500	6	3	0	0	.238	1483	353	40	188
After ASB	.300	10	3	0	0	.255	1010	258	23	131

SERVAIS' STATISTICAL BREAKDOWN

	2001					CAREER				
	AVG	AB	H	HR	RBI	AVG	AB	H	HR	RBI
Home	.286	7	2	0	0	.245	1239	303	32	162
Road	.444	9	4	0	0	.246	1254	308	31	157
Day	.500	6	3	0	0	.253	1137	288	31	146
Night	.300	10	3	0	0	.238	1356	323	32	173
Grass	.375	16	6	0	0	.261	1609	420	42	208
Turf	—	—	—	—	—	.216	884	191	21	111
vs.LHP	.000	1	0	0	0	.276	889	245	26	142
vs.RHP	.400	15	6	0	0	.228	1604	366	37	177
RISP	.000	2	0	0	0	.237	663	157	8	237
Bases Loaded	—	—	—	—	—	.263	57	15	0	46
as Pinch Hitter	.000	2	0	0	0	.130	54	7	1	7
as DH	—	—	—	—	—	.500	2	1	0	2

SERVAIS' CAREER FIELDING

Position	PCT.	G	PO	A	E	TC	DP	PB
Catcher	.991	792	4769	383	48	5200	53	53
First Base	1.000	4	5	2	0	7	0	—

CAREER TRANSACTIONS

- Selected by New York Mets in 2nd round of June 1985 draft; did not sign.
- Selected by Houston in 3rd round of June 1988 draft.
- Placed on Disabled List Aug. 4-Sept. 7, 1991 with fractured right hand.
- Traded to Chicago Cubs with OF Luis Gonzalez in exchange for C Rick Wilkins June 28, 1995.
- Placed on Disabled List July 10-Aug. 3, 1995 with sprained ligament in left knee.
- Granted free agency Oct. 23, 1998; signed by San Francisco Jan. 22, 1999.
- Placed on Disabled List June 17-July 9, 1999 with dislocated right thumb.
- Granted free agency Oct. 29, 1999; signed by Colorado as minor league free agent, Jan. 12, 2000.
- Placed on Disabled List April 19-May 3, 2000 with sprained right ankle.
- Placed on Disabled List July 15-Aug. 31, 2000 with strained right calf.
- Claimed off waivers by San Francisco from Colorado Aug. 31, 2000.
- Granted free agency Oct. 31, 2000; signed by Detroit as minor league free agent, Jan. 23, 2001.
- Released by Detroit Mar. 23, 2001; signed by Houston as minor league free agent, March 28, 2001.
- Placed on Disabled List Aug. 12-31, 2001 with left thigh contusion.
- Granted free agency Nov. 5, 2001; resigned by Houston as minor league free agent, Dec. 7, 2001.
- Released by Houston Dec. 21, 2001; signed by San Francisco as minor league free agent, Jan. 16, 2002.

CAREER HIGHS

- **Most Hits:** 4 (4 times), last: April 10, 1996 vs. Philadelphia (with Chicago-NL)
- **Most RBI:** 5 (twice), last: May 19, 1997 vs. San Francisco (with Chicago-NL)
- **Most Home Runs:** 2, Aug. 22, 1995 vs. Florida (with Chicago-NL)
- **Career Grand Slams:** None
- **Longest Hitting Streak:** 8 (twice), last: Sept. 1-12, 1997 (with Chicago-NL)

Tsuyoshi Shinjo

OUTFIELDER



Birthdate: January 28, 1972

2002 Opening Day Age: 30

Birthplace: Fukuoka, Japan

Resides: Osaka, Japan

Bats: Right **Throws:** Right **Height:** 6-1 **Weight:** 185

M.L. Service: 1 year

How Obtained: Acquired from New York Mets along with IF Desi Relaford in exchange for LHP Shawn Estes, December 16, 2001.

Contract Status: Signed through 2002 (agreed to 1-year deal with option for 2003 prior to 2002 season)

CAREER...became 2nd Japanese player in Giants history when he was acquired from New York Mets with IF Desi Relaford in exchange for LHP Shawn Estes Dec. 16, 2001...follows Masanori Murakami, who became 1st Japanese player in Major League history when he pitched for San

Shinjo's Link to The U.S. Media

Katsunori Kojima...Kojima will serve as Tsuyoshi Shinjo's interpreter for the 2002 season. The Yokohama, Japan resident has worked for the Yokohama Baystars Baseball Club for the past four seasons. A graduate of Nihon University, Kojima has served as the manager of sales and marketing for the Shonan Searex, the Baystars' minor league club. He worked as the Baystars interpreter and media officer from 1997-99, as well as serving as the interpreter for the silver medal-winning Japanese Olympic baseball team in 1996.

Ryuichi Hayashi...Hayashi is the Giants media relations intern for the 2002 campaign. The Chiba, Japan native will be the main contact for Japanese-speaking media. The Keio University graduate recently received his masters degree in Sports and Fitness Management at the University of San Francisco. Prior to arriving in San Francisco in 2000, Hayashi was the assistant to the manager of ballpark management for Chiba Marine Stadium, the home of the Chiba Lotte Marines. He can be reached at (415) 972-2448 or rhayashi@sfgiants.com.

Francisco from 1964-65...became just 2nd Japanese position player to sign Major League contract when he signed with New York Mets Dec. 11, 2000, following Seattle's Ichiro Suzuki (Nov. 18, 2000)...hit .268 with 23 2Bs, 10 HRs and 56 RBI in 123 games as ML rookie in 2001...enjoyed successful 10-year career playing for Hanshin Tigers in Japan...was 4-time Japan Central League All-Star (1994, 1997, 1999, 2000), earning All-Star Series MVP honors in 1999 and 2000...was 7-time Gold Glove Award winner (1993-94, 1996-2000)...in fact, after playing 1st 2 years as infielder, switched to outfield prior to 1993 season and earned Gold Glove Awards in 7 of next 8 campaigns...selected to Japan's Best Nine twice (1993 and 2000)...overall, hit .249 with 165 2Bs, 145 HRs and 578 RBI in 1054 games overseas...

2001 SEASON...in rookie season with New York Mets, made successful transition to Major Leagues by hitting .268 with 23 2Bs, 3B, 10 HRs and 56 RBI over 123 games...excellent defensive outfielder played 53 games in CF, 46 in LF and 39 in RF...was ranked among ML leaders in numerous rookie batting categories: leading all rookies with 12 outfield assists, while ranking 2nd in RBI, 3rd in multiple-hit games (30), hits (107), 2Bs and total bases (162), 4th in runs (46) and tied for 4th in extra-base hits (34)...overall, his 12 assists tied for 5th among all NL outfielders and tied Mets rookie record for outfield assists set by Rob Gaspar in 1969...hit .305 (25-for-82) off left-handed pitching...singled against Kerry Ligtenberg at Atlanta in 10th inning April 3 in his 1st ML at-bat...entered game in 8th inning as pinch-runner, scoring 2 runs and also playing LF...in Shea Stadium debut April 9, connected for 1st ML HR off Atlanta's Jason Marquis...established career-high with 4 RBI at Colorado May 7...delivered 2-run single in bottom of 9th inning for 6-5 victory over Los Angeles May 20...led off 9th inning with solo clout off Jose Mesa to break 5-5 tie and give Mets 6-5 win at Philadelphia June 7...was placed on 15-day Disabled List June 20 (retroactive to June 18) with strained left quadricep...was activated on July 16...continued penchant for late-game heroics with game-winning 2B in bottom of 11th in 4-3 victory July 18 vs. Florida...set career-high with 4 hits at Philadelphia July 21, going 4-for-4 with run scored...hit .295 (33-for-112) with 17 runs, 3 2Bs, 3B, 3 HRs and 18 RBI in his last 29 games...

2000...played final season for Hanshin in Japan Central League...was named to Japan Central League's All-Star team for 4th time in his career, earning MVP honors in contest...went 3-for-5 with 2 runs scored, 2B, HR and RBI in 9-3 victory over Pacific League July 26...received his 7th Gold Glove Award and was selected as Best Nine centerfielder for 2nd time in his career...established career highs in batting average (.278), HRs (28), RBI (85), stolen bases (15) and games played (131)...batted .409 (9-for-22) with 4 runs scored, 4 2Bs, 3B and 5 RBI in 7-game post-season exhibition series against team of Major League All-Stars in Japan...**1999**...was Central League All-Star, capturing MVP award in game...won his 6th Gold Glove Award in CF...led Central League with 7 3Bs...**1998**...captured 5th Gold Glove Award after leading Central League outfielders with 12 assists and 5 double plays...**1997**...selected to Central League All-Star squad for 2nd time...earned 4th Gold Glove Award...his 13 assists led all Central League outfielders...clubbed 20 HRs...

1996...received 3rd Gold Glove Award for work in CF...**1995**...assisted in 3 double plays to pace Central League outfielders despite playing in just 87 games...**1994**...voted to Central League All-Star team for 1st time...secured 2nd Gold Glove Award...led Central League with 7 3Bs and all outfielders with 294 chances and .997 fielding percentage...**1993**...named as Best Nine outfielder after hitting .257 with 23 HRs and 62 RBI...won 1st Gold Glove Award after tallying Central League-leading 13 outfield assists...**1992**...played in just 13 games in 1st professional season...

PERSONAL...graduated from Nishinohon Tandai Fuzoku High in Fukouka, Japan prefecture in 1990...operates and maintains his personal website at www.shinjo5.net...married (Shiho)...

TSUYOSHI SHINJO

Year	Club	AVG	G	AB	R	H	2B	3B	HR	RBI	SH	SF	HP	BB	SO	SB	CS	E
1991	Hanshin (Japan)	.118	13	17	1	2	0	0	0	1	—	—	—	0	3	0	—	3
1992	Hanshin (Japan)	.278	95	353	39	98	16	3	11	46	—	—	—	18	73	5	—	7
1993	Hanshin (Japan)	.257	102	408	50	105	13	1	23	62	—	—	—	20	91	13	—	6
1994	Hanshin (Japan)	.251	122	466	54	117	23	7	17	68	—	—	—	30	93	7	—	1
1995	Hanshin (Japan)	.225	87	311	34	70	15	3	7	37	—	—	—	26	76	6	—	3
1996	Hanshin (Japan)	.240	113	408	55	98	16	4	19	66	—	—	—	55	106	2	—	4
1997	Hanshin (Japan)	.232	136	482	62	112	17	3	20	68	—	—	—	44	120	8	—	6
1998	Hanshin (Japan)	.222	132	414	39	92	21	3	6	27	—	—	—	25	65	1	—	4
1999	Hanshin (Japan)	.255	123	471	53	120	21	7	14	58	—	—	—	23	72	8	—	3
2000	Hanshin (Japan)	.278	131	511	71	142	23	1	28	85	—	—	—	32	93	15	—	3
2001	New York (NL)	.268	118	400	46	107	23	1	10	56	4	2	7	25	70	4	5	3
	Brooklyn	.286	2	7	0	2	0	0	0	1	0	0	0	1	2	0	0	0
Japan Totals		.249	1054	3841	458	956	165	32	145	578	—	—	—	273	792	65	—	40
Minor Totals		.286	2	7	0	2	0	0	0	1	0	0	0	1	2	0	0	0
M.L. Totals		.268	118	400	46	107	23	1	10	56	4	2	7	25	70	4	5	3

JAPANESE ALL-STAR SERIES RECORD

Year	Club	AVG	G	AB	R	H	2B	3B	HR	RBI	SH	SF	HP	BB	SO	SB	CS	E
1994	Central League	.000	2	2	1	0	0	0	0	0	—	—	—	1	0	2	—	0
1997	Central League	.000	2	2	0	0	0	0	0	0	—	—	—	0	1	0	—	0
1999	Central League	.556	3	9	2	5	1	0	1	3	—	—	—	0	1	0	—	0
2000	Central League	.385	3	13	3	5	1	0	1	4	—	—	—	0	1	0	—	0
ASG Totals		.385	10	26	6	10	2	0	2	7	—	—	—	1	3	2	—	0

SHINJO VS. 2002 OPPONENTS

	2001					CAREER				
	AVG	AB	H	HR	RBI	AVG	AB	H	HR	RBI
vs. Arizona	.214	14	3	0	1	.214	14	3	0	1
Atlanta	.225	40	9	1	5	.225	40	9	1	5
Chicago	—	—	—	—	—	—	—	—	—	—
Cincinnati	.350	20	7	1	2	.350	20	7	1	2
Colorado	.267	15	4	0	4	.267	15	4	0	4
Florida	.222	63	14	1	9	.222	63	14	1	9
Houston	.182	11	2	0	0	.182	11	2	0	0
Los Angeles	.267	15	4	1	3	.267	15	4	1	3
Milwaukee	.100	10	1	0	0	.100	10	1	0	0
Montreal	.293	41	12	1	7	.293	41	12	1	7
New York	—	—	—	—	—	—	—	—	—	—
Philadelphia	.347	72	25	3	14	.347	72	25	3	14
Pittsburgh	.412	17	7	0	1	.412	17	7	0	1
St. Louis	.125	8	1	0	0	.125	8	1	0	0
San Diego	.211	19	4	0	2	.211	19	4	0	2
San Francisco	.353	17	6	2	4	.353	17	6	2	4
Baltimore	.286	14	4	0	3	.286	14	4	0	3
New York (AL)	.333	12	4	0	1	.333	12	4	0	1
Oakland	—	—	—	—	—	—	—	—	—	—
Tampa Bay	.000	8	0	0	0	.000	8	0	0	0
Toronto	.000	4	0	0	0	.000	4	0	0	0
Interleague	.211	38	8	0	4	.211	38	8	0	4

SHINJO'S CAREER IN BALLPARKS

	AVG	AB	H	HR	RBI		AVG	AB	H	HR	RBI
at Bank One	.125	8	1	0	0	at Veterans	.425	40	17	1	8
Turner	.278	18	5	0	2	PNC	.500	10	5	0	1
Wrigley	—	—	—	—	—	Busch	.000	4	0	0	0
Cinergy	.300	10	3	1	2	Qualcomm	.125	8	1	0	1
Coors	.333	9	3	0	4	Pacific Bell	.571	7	4	1	3
Pro Player	.206	34	7	1	7	Camden	.286	14	4	0	3
Enron	.222	9	2	0	0	Yankee	—	—	—	—	—
Dodger	.143	7	1	1	2	Net. Assoc.	—	—	—	—	—
Miller	.000	4	0	0	0	Tropicana	.000	8	0	0	0
Olympic	.344	32	11	1	7	SkyDome	—	—	—	—	—
Shea	.242	178	43	4	16						

SHINJO BY MONTH

	2001					CAREER				
	AVG	AB	H	HR	RBI	AVG	AB	H	HR	RBI
In March/April	.246	61	15	2	4	.246	61	15	2	4
May	.300	80	24	2	16	.300	80	24	2	16
June	.291	55	16	1	12	.291	55	16	1	12
July	.256	43	11	1	3	.256	43	11	1	3
August	.261	69	18	3	8	.261	69	18	3	8
Sept./Oct.	.250	92	23	1	13	.250	92	23	1	13
Before ASB	.281	196	55	5	32	.281	196	55	5	32
After ASB	.255	204	52	5	24	.255	204	52	5	24

SHINJO'S STATISTICAL BREAKDOWN

	2001					CAREER				
	AVG	AB	H	HR	RBI	AVG	AB	H	HR	RBI
Home	.242	178	43	4	16	.242	178	43	4	16
Road	.288	222	64	6	40	.288	222	64	6	40
Day	.325	120	39	5	15	.325	120	39	5	15
Night	.243	280	68	5	41	.243	280	68	5	41
Grass	.247	320	79	8	41	.247	320	79	8	41
Turf	.350	80	28	2	15	.350	80	28	2	15
vs.LHP	.305	82	25	1	8	.305	82	25	1	8
vs.RHP	.258	318	82	9	48	.258	318	82	9	48
RISP	.260	100	26	3	46	.260	100	26	3	46
Bases Loaded	.583	12	7	0	17	.583	12	7	0	17
as Pinch Hitter	.000	7	0	0	0	.000	7	0	0	0
as DH	—	—	—	—	—	—	—	—	—	—

SHINJO'S CAREER FIELDING

Position	PCT.	G	PO	A	E	TC	DP	PB
Outfield	.989	119	256	12	3	271	3	—

CAREER TRANSACTIONS

- Selected by Hanshin Tigers of Japanese Central League in 5th round of 1989 draft.
- Signed by New York Mets as free agent Dec. 11, 2000.
- Traded to San Francisco along with IF Desi Relaford in exchange for LHP Shawn Estes, Dec. 16, 2001.

CAREER HIGHS

- Most Hits:** 4, July 21, 2001 at Philadelphia (with New York Mets)
- Most RBI:** 4, May 7, 2001 at Colorado (with New York Mets)
- Most Home Runs:** 1 (10 times), last: Sept. 7, 2001 at Florida (with New York Mets)
- Career Grand Slams:** None
- Longest Hitting Streak:** 6 games (3 times), last: Sept. 27 - Oct. 3, 2001 (with New York Mets)

J.T. Snow

FIRST BASEMAN



Birthdate: February 26, 1968

2002 Opening Day Age: 34

Birthplace: Long Beach, California

Resides: San Mateo, California

Bats: Left **Throws:** Left **Height:** 6-2 **Weight:** 209

M.L. Service: 8 years, 121 days

How Obtained: Acquired from Anaheim in exchange for Allen Watson (LHP) and Fausto Macey (RHP), November 27, 1996.

Contract Status: Signed through 2003 with club option for 2004 (signed 4-year extension 2000-2003 with club option for 2004, July 30, 1999)

CAREER...has been major part of Giants' success since joining club in 1997, posting 94 HRs and +11 RBI and playing Gold Glove defense in 712 games over 5 seasons...earned 6 consecutive Rawlings Gold Glove awards as his league's top defensive first baseman during 1995, '96, '97, '98, '99 and 2000 seasons...with his 1997 award, became just 7th player to win Gold Glove honors at same position in both leagues (1995 and '96 were in American League)...with '98 glove work, became just 4th player to win award multiple times in each league...was selected winner of Dave Dravecky Award in 1998 for being most inspirational Giants player as voted by fans...with 104 RBI in '97, became only 5th switch hitter to reach century mark in both leagues...however, abandoned switch-hitting following 1998 campaign as he now hits exclusively from left side...

2001 SEASON...struggled through injury-riddled campaign, worst statistical year since 1994 season with Angels...spent 3 different stints on Disabled List, after having previously never been disabled in professional career (majors or minors)...was on 15-day Disabled List May 27-June 13 with bruised ribs, June 23-July 14 with bilateral groin strain and July 27-Aug. 6 with gastroenteritis...played in just 101 games, lowest total since logging 61 contests in 1994...had averaged 153 games over his 1st 4 years with SF (1997-2000)...hit .246 with 8 homers and 34 RBI, all lowest totals since '94 (.220, 8 HRs, 30 RBI)...did rebound in 2nd Half, hitting .306 (37-for-121) after struggling to .201 mark (33-for-164) prior to All-Star Break...was far more effective on road, hitting .308 (44-for-143) with 5 HRs and 21 RBI in 50 games...slumped to .183 (26-for-142) with 3 HRs and 13 RBI in 51 home contests...matched career high for hits in game April 4 vs. Padres, going 4-for-4 with 2B, walk, RBI and run scored...recorded 11th career multi-homer game May 8 vs. Expos, drilling solo clouts in 5th and 8th innings (off Mike Thurman and Ugueth Urbina, respectively)...finished evening 3-for-4 with walk and 3 RBI...served 1st stint on DL May 27-June 13 with bruised left ribs, injury suffered after home plate collision with Ben Petrick May 26 vs. Rockies...collected just 2 hits in 23 at-bats (.087) with RBI in 7 games before being forced back on DL

The Best In Their Field

Entering the 2002 season, J.T. Snow has the 3rd highest fielding percentage for first baseman in Major League history (minimum 7,500 chances). The top 10 fielding first basemen are:

Rank	Player	Total Chances	Errors	Field Pct.
1.	Steve Garvey	19,870	81	.99594
2.	Don Mattingly	15,252	64	.99582
3.	J.T. Snow*	10,145	43	.99578
4.	Wes Parker	10,335	45	.99566
5.	David Segui*	9,106	43	.99530
6.	Dan Driessen	11,595	58	.99502
7.	Tino Martinez*	11,952	61	.99492
8.	Jim Spencer	10,695	55	.99488
9.	John Olerud*	13,644	71	.99482
10.	Mark Grace*	19,208	101	.99477

*-active

Stats courtesy of Bill Arnold/Sports Features Group

June 23-July 14 with bilateral groin strain...activated on July 15 and hit .364 (8-for-22) in 8 games before bout with gastroenteritis landed him on DL July 27-Aug. 6...hit at .293 clip (29-for-99) with 8 runs, 4 2Bs, 3 HRs, 16 RBI and 13 walks since last activation Aug. 7, making 22 starts and 14 PH appearances...drilled game-winning homer in top of 9th Aug. 27 in New York, 2-run blast off Rick White to give SF 6-4 advantage...hammered go-ahead clout in 11th inning of SF's Sept. 9 game in Colorado, 2-run blast off Todd Helton to ignite 5-run rally and give Giants 9-4 victory...finished 4-for-6 with run scored and 2 RBI Sept. 23 in San Diego, matching career high for hits (2nd time in 2001, 11th of career)...

2000... hit .284 with 19 HRs and 96 RBI in 155 games, although pure statistics will never begin to explain impact his Gold Glove and leadership abilities had on ballclub...following campaign, was awarded 6th consecutive Rawlings Gold Glove Award, 4th since joining Giants...collected 1,000th career hit Sept. 5 vs. Phillies, blasting solo homer in 7th inning (off Vicente Padilla) for SF's 6th clout on night...delivered NL-leading 14th sac fly Sept. 10 vs. San Diego, establishing new senior circuit mark for left-handed hitters...drove in career-high 6 runs Aug. 15 at Montreal on strength of his 10th career multi-HR game (2nd of 2000, other: July 17 vs. Texas)...finished evening 2-for-4 with 2

HRs, 6 RBI and sac fly...in contest, clubbed 7th career grand slam (2nd in 2000), 1st inning blast off Mike Johnson to give SF 5-0 advantage...hammered 6th career grand slam May 21 at Milwaukee (off LHP Valerio De Los Santos), finishing 3-for-4 with 2B, HR, 4 runs and 5 RBI...hit .400 (4-for-10) with HR and 3 RBI in 4 games of NLDS vs. Mets...set off short-lived celebration at Pac Bell Park with dramatic 3-run, pinch-hit home run off Armando Benitez in 9th inning of Game 2...clout, which landed just inside right-field foul pole, tied contest at 4-4 before Giants suffered 5-4 defeat in 10th inning...

1999...cemented his place in heart of Giants batting order, posting strong numbers in 1st full season of hitting exclusively left-handed...hit .274 (156-for-570) with 24 homers and 98 RBI in career-high 161 games...posted 20-plus homers for 3rd time in career, having also done so in 1995 (with California) and 1997...was 1 of 5 Giants to post 80-plus RBI on year, marking 1st such quintet in franchise history...was joined by Jeff Kent (101), Ellis Burks (96), Barry Bonds (83) and Rich Aurilia (80) in record-setting group...also established career-high with 93 runs scored...went 37 for his last 144 vs. lefties (.257 with 6 2Bs, 3B, 3 HRs, 22 RBI), after going 2-for-25 (.080, 1 RBI) to open year vs. LHPs...overall on year, hit .231 (39-for-169) with HR and 9 RBI vs. lefties...entering 1999, was hitting just .213 for his career vs. southpaws as right-handed batter, including just .164 in 1998...remained cornerstone of Giants infield at 1st base, committing just 6 errors in 1,349 total chances and earning 5th straight Gold Glove...his .996 fielding percentage was 2nd among all NL 1st basemen, with only AZ's Travis Lee having better mark (.997, 3 errors in 864 total chances)...was named National League Player of Week for Aug. 23-29, hitting .444 (12-for-27) with 2 2Bs, 4 HRs, 7 runs scored and league-high 13 RBI during period...marked 2nd time he has captured award with Giants (also Aug. 4-10, 1997) and 4th time in career...collected 500th career RBI July 16 vs. As with 9th inning 2B (off Billy Taylor)...was 1 of 5 Giants players to reach 20-homer plateau, marking 3rd such quintet in Giants history (also 1953 and 1973)...slugged his 1st home run of year May 4 in Pittsburgh, 2-run shot in 9th inning (off Scott Sauerbeck)...marked 1st clout of career batting left vs. left-handed pitcher...

1998...posted solid numbers, ranking among team leaders in RBI (3rd-79), home runs (3rd-15), 2Bs (3rd-28), runs scored (65-4th) and games played (138-4th)...registered 4th career Gold Glove season, committing just 1 error...did so despite missing time as he visited his ailing mother and also suffering nagging injuries (right shoulder tendinitis and sprained right wrist)...eventually had arthroscopic surgery on shoulder following season...returned to team May 11 after missing all 4 games of series in Chicago May 8-10, having gone to St. Louis to be with his mother...returned to team June 22, after being away previous 5 days due to mother's passing June 17...Mrs. Snow passed away at age 54, succumbing to cancer...made his 1st start after return June 23 in Oakland, going 1-for-4 with HR...slugged 100th career home run June 28 vs. Texas, grand slam off Aaron Sele...batted left-handed vs. left-handed pitchers Sept. 22 vs. Pittsburgh, marking 1st time he has done so in ML career...did so rest of season, going 1-for-4 in such situations (1so) with hit being 2B off Pirates'

Good Hands People

Only 8 players have won Gold Gloves at their positions in both the American and National Leagues.

Player	Pos.	A.L.	N.L.
Bobby Shantz	P	1957-60	1961-64
Jim Kaat	P	1962-75	1976-77
Bob Boone	C	1983, 86-89	1978-79
J.T. Snow	1B	1995-96	1997-00
Robin Ventura	3B	1991-93, 96, 98	1999
Matt Williams	3B	1997	1991, 93-94
Tommy Agee	OF	1966	1970
Dave Winfield	OF	1982-85, 87	1979-80

Jason Christiansen...had arthroscopic surgery to repair damage to cartilage on his right shoulder Oct. 23, procedure performed by Dr. Lewis Yokum and team orthopedic consultant Dr. Bill Montgomery...**1997**...established career-highs in home runs (28), RBI (104), 2Bs (36), walks (96) and stolen bases (6)...28 home runs surpassed his previous high of 24, which was established in 1995 with California...hit 26 of his 28 home runs in his last 93 games (325 at-bats), after hitting just 2 in initial 64 contests (206 at-bats)...104 RBI marked new career standard (102 in 1995), while total was 37 more than previous year (67)...ranked 2nd on club in walks with 96 (4th most in NL)...won his 1st NL Gold Glove, 3rd overall, after ranking 3rd among NL 1st basemen with .995 fielding pct. (7 errors, 1423 total chances)...joined Jeff Kent (121 RBI) and Barry Bonds to become 1st trio of Giants to each drive in 100-or-more runs in same season since Johnny Mize (138), Walker Cooper (122) and Willard Marshall (107) did it for 1947 New York squad...feat had been accomplished only 4 times previously in franchise history (since 1900), also in 1930, '23 and '21...was named 1997 "Willie Mac Award" winner, an honor voted upon by Giants players, coaches and training staff for most inspirational player on team...missed most of Spring Training after being struck in left eye by pitch thrown by Seattle's Randy Johnson March 11 at Scottsdale Stadium...sustained fracture to lower orbit of left eye...blistered AL pitching, slugging 9 home runs (in 16 games) while batting .379 (22-for-58) with 6 2Bs, 20 RBI, 13 runs scored and .948 slugging pct. in Interleague play...his start at 1st base in opener April 1 vs. Pittsburgh marked 5th player to start at

6-Time Gold Glove First Baseman

J.T. Snow is the sixth Major League first baseman to win at least six consecutive Gold Glove Awards in his career. The six first basemen are:

Player	Years	No.
Keith Hernandez	1978-88	11
Vic Power	1958-64	7
Bill White	1960-66	7
Wes Parker	1967-72	6
George Scott	1971-76	6
J.T. Snow	1995-2000	6

Stats courtesy of Bill Arnold/Sports Features Group

1B for SF in 5 years...Opening Day starters at 1B over 5 year span included Mark Carreón (1996), J.R. Phillips ('95), Todd Benzinger ('94) and Will Clark ('93)...had impressive game May 11 vs. Chicago, reaching base all 5 trips to plate with 2-for-2, 1-homer, 3-walk, 3-RBI showing...home run was 1st as member of Giants, driving 2-run shot in 8th inning (off Mel Rojas)...had career-high 12-game hitting streak July 11-24...during streak, went 18-for-47 (.383)...drilled his 20th clout Aug. 8 off Montreal's Carlos Perez, his 1st batting right-handed since Sept. 17, 1996 off Oakland's Mike Moehler at Anaheim...was named NL Co-Player of Week for Aug. 4-10 with Atlanta's John Smoltz after hitting .304 (7-for-23) with 7 runs, 2B, 4 HRs, 11 RBI and 6 walks...won AL award April 18-24, 1994 as member of Angels...**1996**...played 4th season with Angels organization and 2nd full season in majors...earned 2nd consecutive Rawlings Gold Glove Award for fielding excellence in American League...became 1st Angel 1st baseman to be honored twice...committed just 10 errors in 1,387 total chances for .993 fielding percentage...set career best in at-bats (575)...homered from both sides of plate June 9 at Cleveland (off Brian Anderson and Julian Tavarez)...2nd HR was game-winner (2-run) in 13th frame...collected 3rd career grand slam July 27 vs. Milwaukee (off Ben McDonald)...**1995**...marked 1st full season in majors, posting solid offensive numbers while garnering 1st Gold Glove honors...finished with .289 average with 24 home runs, 102 RBI and 80 runs scored...tied for club lead (with Tim Salmon) in games played (143)...102 RBI ranked 9th on Angels single season list...switch-hitter batted .298 (114-for-383) with 19 HRs and 74 RBI vs. right handed pitchers and .267 (43-for-161) with 5 HRs and 28 RBI vs. lefties...logged .997 fielding percentage, totaling just 4 errors in 1,222 total chances...**1994**...split season between triple-A Vancouver and Angels...recalled from Vancouver June 4 for injured Eduardo Perez...finished year starting more games at 1B than any other Angel (60)...posted 11-game hitting streak, July 15-26...batted .311 (14-for-45) during 11-game run...collected 1st career grand slam July 18 vs. Boston off Tim Lincecum in 1st inning...notched 2nd multi-homer game of career Aug. 6 vs. Chicago (both off Jason Bere)...made just 2 errors in 528 total chances (.996)...played Winter Ball in Venezuela for Aragua...experimented by batting only from left side of plate...suffered partial tear of labrum of left shoulder diving for fly ball in left field...underwent arthroscopic surgery Dec. 15 at Anaheim Memorial Hospital...procedure was performed by team orthopedic surgeon Dr. Lewis Yokum...**1993**...marked 1st season in Angels organization...spent majority of campaign with big club, also spending 4 weeks of year with Vancouver...opened regular season by becoming 20th player in club history to hit home run in 1st game as Angel...HR (solo) came April 6 vs. Milwaukee (off Bill Wegman) in 2nd at-bat and also represented 1st of ML career...named Co-Player of Week with Seattle's Chris Bosio, April 19-25,

batting .455 (10-for-22) with 8 runs scored, triple, 4 HRs and 8 RBI...finished month of April with .343 average (23-for-63), 17 runs scored, double, 2 triples, 6 HRs and 17 RBI in 19 games... despite .292 (21-for-72) batting average in June, struggled from May-July, posting just .188 (42-for-224) mark with 5 HRs and 26 RBI...compiled .223 average (65-for-291) with 11 HRs and 43 RBI through 91 games, before being optioned to Vancouver July 26... recalled by California Aug. 23, posting .281 mark (36-for-128) with 14 runs scored, 8 doubles, 5 HRs and 14 RBI in 38 games...named AL Player of Week for 2nd time during period of Sept. 27-Oct. 3...marked just 2nd Angel in club history to be honored twice in same season (Dave Winfield in 1991)...

1992...enjoyed finest campaign at professional level in 1st year at triple-A Columbus...captured both International League MVP and "Rookie of the Year" honors, batting league-leading .313...last IL player to win both awards in same season was Randy Milligan in 1987...ranked 2nd in IL in hits (154), on-base percentage (.395), and walks (70)...also ranked 4th among league leaders in total bases (233), and 5th in runs scored (81), slugging percentage (.474) and RBI (78)...led all 1st basemen in fielding percentage (.995)...was twice named by *Baseball America* to its triple-A All-Star team and honored by IL as its premier 1st baseman...was rewarded for outstanding campaign with September call-up...was recalled by Yankees Sept. 19, following IL playoffs...made ML debut Sept. 20 at Kansas City, playing 1B...went hitless in 1st 10 at-bats including 4 strikeouts...broke skid with double off Tom Henke Sept. 27 vs. Toronto...1st ML RBI came in 1st start of season Sept. 29 at Cleveland, going 1-for-3 with pair of RBI...**1991**...spent entire season at double-A Albany...ranked 2nd on club in runs scored (78) and home runs (13)...was 3rd on team in RBI (76), hits (133), and walks (67)...named post-season Eastern League All-Star 1st baseman...was added to Yankees' 40-man roster Nov. 1...**1990**...marked 1st full season at single-A Prince Williams...led all 1st basemen in various defensive categories including putouts (1,208), assists (78), total chances (1,298) and double plays (120)...also led league in games played with 138...**1989**...received 1st taste of professional baseball at rookie-level Oneonta following 5th round selection by Yankees in free agent draft...

A GIANT IN THE COMMUNITY...since beginning of 2000 season, has purchased equivalent of 25 tickets to each home game at Pacific Bell Park to be used by cancer patients and underprivileged groups...recipients sat in special seating section called the "Snow Pack"...as part of "Snow

Gold Glove Winners

The Rawlings Gold Glove Award was established in 1957 and represents the ultimate in Major League fielding excellence. Giants have captured 33 Gold Gloves since the award was established. The complete list:

Year	Player	Position
1957	Willie Mays	OF
1958	Willie Mays	OF
1959	Willie Mays	OF
1960	Willie Mays	OF
1961	Willie Mays	OF
1962	Willie Mays	OF
	Jim Davenport	3B
1963	Willie Mays	OF
1964	Willie Mays	OF
1965	Willie Mays	OF
1966	Willie Mays	OF
1967	Willie Mays	OF
1968	Willie Mays	OF
1971	Bobby Bonds	OF
1973	Bobby Bonds	OF
1974	Bobby Bonds	OF
1987	Rick Reuschel	P
1991	Will Clark	1B
	Matt Williams	3B
1993	Barry Bonds	OF
	Kirt Manwaring	C
	Robby Thompson	2B
	Matt Williams	3B
1994	Barry Bonds	OF
	Darren Lewis	OF
	Matt Williams	3B
1996	Barry Bonds	OF
1997	Barry Bonds	OF
	J.T. Snow	1B
1998	Barry Bonds	OF
	J.T. Snow	1B
1999	J.T. Snow	1B
2000	J.T. Snow	1B

Pack[®] program, he invites children who have been inflicted with cancer and their families to Pac Bell each Sunday for pre-game visit in Giants' dugout...in 2001, filmed public service announcement for Giants Community Fund Glove Drive, which brought in thousands of new and used gloves for Junior Giants program...participated in Giants Wives' post-game auction and clinic to raise money for Junior Giants and Comfort for Kids, which provides specialized medical care to children throughout Bay Area who are facing a life-threatening illness...participated in Giants' 1st-ever holiday party at Pacific Bell Park in Dec. 2001, taking more than 150 homeless children on shopping spree at Giants Dugout Store...was named Giants' 1998 Roberto Clemente Man of Year...has adopted American Cancer Society as his charity...as spokesperson for non-profit group, also provides support and encouragement to thousands of cancer patients when Giants host annual American Cancer Society Day...makes donations to Cancer Society in lieu of receiving payment for autographs...in 2000, participated in school attendance challenge with several Bay Area middle schools, appearing at assembly for school who saw greatest positive change in attendance...is team spokesman for CAPCURE, program designed to increase awareness of, and find cure for, prostate cancer...was 1 of 3 transit ambassadors, filming PSA for Giants public transit program...

PERSONAL...graduated from Los Alamitos (CA) High School, where he lettered in baseball, football and basketball...earned All-League and All-CIF honors in all 3 sports...was high school teammate of Giants' closer Robb Nen...played 3 seasons (1987-89) at University of Arizona...as junior, led club in hitting (.359) and was named to All-Pac-10 team...holds school record in career putouts (1,651)...played with fellow Major Leaguers Scott Erickson (Orioles) and Trevor Hoffman (Padres) on U of A's Pac-10 Champions in 1989...is son of Jack Snow, former Notre Dame All-America wide receiver who also played 11 NFL seasons with Los Angeles Rams...appeared as an extra on television series "ER" during 1994 off-season...married (Stacie Peters, Nov. 13, 1993)...son (Shane Michael, Dec. 16, 1997)...

JACK THOMAS SNOW, JR.

Year	Club	AVG	G	AB	R	H	2B	3B	HR	RBI	SH	SF	HP	BB	SO	SB	CS	E
1989	Oneonta	.292	73	274	41	80	18	2	8	51	2	4	2	29	35	4	1	6
1990	Prince Will.	.256	138	520	57	133	25	1	8	72	0	7	5	46	65	2	0	12
1991	Albany	.279	132	477	78	133	33	3	13	76	2	10	3	67	78	5	1	8
1992	Columbus	.313	135	492	81	154	26	4	15	78	1	6	1	70	65	3	3	8
	New York (AL)	.143	7	14	1	2	1	0	0	2	0	0	0	5	5	0	0	0
1993	California	.241	129	419	60	101	18	2	16	57	7	6	2	55	88	3	0	6
	Vancouver	.340	23	94	19	32	9	1	5	24	1	0	1	10	13	0	0	2
1994	Vancouver	.296	53	189	35	56	13	2	8	43	0	3	0	22	32	1	2	1
	California	.220	61	223	22	49	4	0	8	30	2	1	3	19	48	0	1	2
1995	California	.289	143	544	80	157	22	1	24	102	5	2	3	52	91	2	1	4
1996	California	.257	155	575	69	148	20	1	17	67	2	3	5	56	96	1	6	10
1997	San Francisco	.281	157	531	81	149	36	1	28	104	2	7	1	96	124	6	4	7
1998	San Francisco	.248	138	435	65	108	29	1	15	79	0	7	0	58	84	1	2	1
1999	San Francisco	.274	161	570	93	156	25	2	24	98	1	6	5	86	121	0	4	6
2000	San Francisco	.284	155	536	82	152	33	2	19	96	0	14	11	66	129	1	3	6
2001	San Francisco	.246	101	285	43	70	12	1	8	34	0	4	4	55	81	0	0	1
	Fresno	.000	4	12	1	0	0	0	0	0	0	0	0	2	7	0	0	0
Minor Totals		.286	565	2058	312	588	124	10	57	344	6	30	12	246	295	15	7	37
S.F. Totals		.269	712	2357	364	635	135	7	94	411	3	38	21	361	539	8	13	21
A.L. Totals		.257	495	1775	232	457	65	4	65	258	16	12	13	187	328	6	8	22
N.L. Totals		.273	712	2357	364	635	135	7	94	411	3	38	21	361	539	8	13	21
M.L. Totals		.264	1207	4132	596	1092	200	11	159	669	19	50	34	548	867	14	21	43

The Multiple Golden Ones

J.T. Snow is only 4th player to win multiple Gold Gloves in both leagues.

Player	Position	American League	National League
Jim Kaat	Pitcher	MIN (1962-72), CWS (1973-75)	PHI (1976-77)
Bob Boone	Catcher	CAL (1982, '86-88), KC (1989)	PHI (1978-79)
Dave Winfield	Outfielder	NYY (1982-85, '87)	SD (1979-80)
J.T. Snow	Infielder	CAL (1995-96)	SF (1997-00)

DIVISION SERIES RECORD

Year	Club	AVG	G	AB	R	H	2B	3B	HR	RBI	SH	SF	HP	BB	SO	SB	CS	E
1997	SF vs. FLA	.167	3	6	0	1	0	0	0	0	0	0	0	1	1	0	0	0
2000	SF vs. NY	.400	4	10	1	4	0	0	1	3	0	0	0	4	1	0	0	0
LDS Totals		.313	7	16	1	5	0	0	1	3	0	0	0	5	2	0	0	0

SNOW VS. 2002 OPPONENTS

	2001					CAREER				
	AVG	AB	H	HR	RBI	AVG	AB	H	HR	RBI
vs. Arizona	.261	23	6	0	0	.305	131	40	6	12
Atlanta	.273	11	3	1	1	.175	137	24	1	12
Chicago	.368	19	7	1	3	.277	119	33	5	24
Cincinnati	.250	16	4	0	2	.264	129	34	3	30
Colorado	.261	23	6	1	5	.346	211	73	14	44
Florida	.071	14	1	0	2	.200	125	25	4	16
Houston	.000	10	0	0	0	.201	144	29	3	15
Los Angeles	.308	26	8	0	5	.233	193	45	8	30
Milwaukee	.105	19	2	1	3	.223	206	46	6	24
Montreal	.318	22	7	2	6	.340	147	50	6	39
New York	.167	18	3	2	3	.190	116	22	3	15
Philadelphia	.000	8	0	0	0	.275	102	28	4	20
Pittsburgh	.300	10	3	0	0	.264	125	33	6	15
St. Louis	.333	6	2	0	0	.294	143	42	7	28
San Diego	.351	37	13	0	3	.273	198	54	1	30
San Francisco	—	—	—	—	—	—	—	—	—	—
Baltimore	—	—	—	—	—	.243	152	37	4	14
New York (AL)	—	—	—	—	—	.227	150	34	5	18
Oakland	.000	10	0	0	0	.281	228	64	18	46
Tampa Bay	—	—	—	—	—	—	—	—	—	—
Toronto	—	—	—	—	—	.302	116	35	1	19
Interleague	.217	23	5	0	1	.343	230	79	21	69

100-RBI Switch Hitters in Both Leagues

In 1997, J.T. Snow became just 5th switch hitter to collect 100 RBI in a season in both leagues.

Player	Team	Years	RBI
Ken Singleton	Montreal	1973	103
	Baltimore	1979	111
	Baltimore	1980	104
Ted Simmons	St. Louis	1974	103
	St. Louis	1975	100
	Milwaukee	1983	108
Eddie Murray	Baltimore	1980	116
	Baltimore	1982	110
	Baltimore	1983	111
	Baltimore	1984	110
	Baltimore	1985	124
	New York Mets	1993	100
Bobby Bonilla	Pittsburgh	1988	100
	Pittsburgh	1990	120
	Pittsburgh	1991	100
	Baltimore	1996	116
J.T. Snow	California	1995	102
	San Francisco	1997	104

stats courtesy of Bill Arnold/Sports Features Group

SNOW'S CAREER IN BALLPARKS

		AVG	AB	H	HR	RBI			AVG	AB	H	HR	RBI
at	Bank One	.271	70	19	3	7	at	Veterans	.196	56	11	2	13
	Turner	.130	69	9	1	7		PNC	.300	10	3	0	0
	Wrigley	.390	59	23	3	14		Busch	.291	79	23	6	16
	Cinergy	.283	60	17	2	16		Qualcomm	.260	104	27	1	10
	Coors	.404	114	46	9	25		Pacific Bell	.267	404	108	13	61
	Pro Player	.211	71	15	2	10		Camden	.292	72	21	2	5
	Enron	.219	32	7	2	5		Yankee	.205	83	17	2	9
	Dodger	.198	106	21	2	10		Net. Assoc.	.304	112	34	10	25
	Miller	.100	10	1	1	1		Tropicana	—	—	—	—	—
	Olympic	.353	68	24	3	22		SkyDome	.250	64	16	0	7
	Shea	.207	58	12	3	13							

SNOW BY MONTH

		2001					CAREER				
		AVG	AB	H	HR	RBI	AVG	AB	H	HR	RBI
In	March/April	.230	74	17	2	6	.257	579	149	10	68
	May	.209	67	14	3	8	.262	715	187	27	115
	June	.083	23	2	0	1	.277	736	204	31	127
	July	.364	22	8	0	1	.288	742	214	34	138
	August	.321	53	17	2	8	.233	657	153	31	118
	Sept./Oct.	.261	46	12	1	10	.263	703	185	30	121
	Before ASB	.201	164	33	5	15	.272	2267	604	84	354
	After ASB	.306	121	37	3	19	.259	1865	488	75	315

SNOW'S STATISTICAL BREAKDOWN

		2001					CAREER				
		AVG	AB	H	HR	RBI	AVG	AB	H	HR	RBI
	Home	.183	142	26	3	13	.271	2034	551	82	342
	Road	.308	143	44	5	21	.258	2098	541	77	327
	Day	.238	101	24	3	18	.252	1474	372	50	228
	Night	.250	184	46	5	16	.271	2658	720	109	441
	Grass	.255	271	69	8	33	.266	3618	963	148	584
	Turf	.071	14	1	0	1	.251	514	129	11	85
	vs.LHP	.306	49	15	1	7	.225	1074	242	22	142
	vs.RHP	.233	236	55	7	27	.278	3058	850	137	527
	RISP	.169	77	13	1	23	.258	1132	292	46	499
	Bases Loaded	.222	9	2	0	8	.363	124	45	7	152
	as Pinch Hitter	.444	9	4	0	4	.258	31	8	0	4
	as DH	—	—	—	—	—	.000	1	0	0	0

SNOW'S CAREER FIELDING

Position	PCT.	G	PO	A	E	TC	DP	PB
First Base	.996	1190	9401	742	43	10186	972	—

CAREER TRANSACTIONS

- Selected by New York Yankees in 5th round of June 1989 draft.
- Traded to California with pitchers Russ Springer and Jerry Nielsen in exchange for pitcher Jim Abbott, Dec. 6, 1992.
- Traded to San Francisco in exchange for LHP Allen Watson and RHP Fausto Macey, Nov. 27, 1996.
- Placed on Disabled List June 2-13, 2001 (including rehabilitation assignment to Fresno June 12-13) with left rib bruise.
- Placed on Disabled List June 24-July 14, 2001 (including rehabilitation assignment to Fresno July 12-14) with bilateral groin strain.
- Placed on Disabled List July 27-Aug. 6, 2001 with gastroenteritis.

CAREER HIGHS

- **Most Hits:** 4 (11 times), last: Sept. 23, 2001 at San Diego
- **Most RBI:** 6, Aug. 15, 2000 at Montreal
- **Most Home Runs:** 2 (11 times), last: May 8, 2001 vs. Montreal
- **Career Grand Slams:** 7, last: Aug. 15, 2000 at Montreal (off Mike Johnson)
- **Longest Hitting Streak:** 12 games, July 11-24, 1997

Erick Threats

LEFT-HANDED PITCHER



Birthdate: November 4, 1981

2002 Opening Day Age: 20

Birthplace: Hayward, California

Resides: Livermore, California

Bats: Left **Throws:** Left **Height:** 6-5 **Weight:** 220

M.L. Service: None

How Obtained: Giants' #7 selection in June 2000 draft.

Contract Status: Non-roster invitee

CAREER...hard-throwing lefty makes 1st appearance at big league camp, coming to Spring Training as non-roster invitee...2001 marked 1st professional season after missing entire 2000 campaign while recovering from Tommy John surgery on left elbow...posted 3.24 ERA (30er, 83.1ip) in 26 games (14 starts) in initial pro effort...named as 8th best prospect in Giants' organization by *Baseball America*...

2001 SEASON...split season between single-A affiliates San Jose and Hagerstown, logging 3.24 ERA (30er, 83.1ip) in 26 games (14 starts)...ERA would have been 3rd best among all Giants minor leaguers, but missed qualifying by 7.2 innings...began year in rotation for single-A San Jose, where hard-luck loser posted respectable 4.25 ERA (28er, 59.1ip) but was 0-10 in 14 starts...struggled with command, walking 40 and throwing 14 wild pitches...was sent to Hagerstown July 9 and excelled in relief role down stretch...in 12 outings out of Suns' bullpen, posted 2-0 record with 1 save and 0.75 ERA (2er, 24.0ip)...struck out 32 batters while walking only 9...was named Player of Month for August after earning both wins and save while recording 1.04 ERA (2er, 17.1ip) in 8 outings...made 1 post-season appearance, allowing 1 earned run over 3.0 innings (1bb, 3so)...

2000...missed entire season while rehabilitating from Tommy John surgery on left elbow...

PERSONAL...graduated from Granada (Livermore, CA) High School...attended Modesto (CA) Junior College...single...

ERICK THREATS

Year	Club	W-L	ERA	G	GS	CG	SH	SV	IP	H	R	ER	HR	HB	BB	SO	WP	BK
2000				— Injured, Did Not Play —														
2001	San Jose	0-10	4.25	14	14	0	0	0	59.1	49	34	28	2	7	40	60	14	3
	Hagerstown	2-0	0.75	12	0	0	0	1	24.0	13	3	2	1	1	9	32	2	1
Minor Totals		0-10	3.24	26	14	0	0	1	83.1	62	37	30	3	8	49	92	16	4

CAREER TRANSACTIONS

- Selected by San Francisco in 7th round of June 2000 draft. Signed by Matt Nerland.

Tony Torcato

OUTFIELDER



Birthdate: October 25, 1979

2002 Opening Day Age: 22

Birthplace: Woodland, California

Resides: Woodland, California

Bats: Left **Throws:** Right **Height:** 6-1 **Weight:** 195

M.L. Service: None

How Obtained: Giants #1 selection (19th overall) in June, 1998 draft.

Contract Status: Signed through 2002

CAREER...22-year old outfielder has become 1 of Giants' top offensive prospects...has posted impressive numbers over 1st 4 years in organization, hitting .312 with 19 HRs and 269 RBI...has collected 529 hits in 428 minor league games, most in Giants organization over last 4 seasons...has never hit lower than .291 over full campaign, while he owns better than .300 career average at every minor league level (.309 single-A, .303 double-A, .320 triple-A) except for .291 mark in 59 contests at short-A...climbed organizational ladder in 2001, playing for club's single-A, double-A and triple-A affiliates before being added to 40-man roster in November...made successful switch from infielder to outfielder in 2001 after spending 1st 2 months as DH while recovering from off-season shoulder surgery...was originally San Francisco's 1st round pick (19th pick overall) in June, 1998 draft...tabbed as Giants 4th best prospect by *Baseball America* entering 2002...named Giants Organizational Player of Year by *USA Today* following 2000 campaign...was named Giants #3 prospect by *Baseball America* following 1999 season and named to *Howe Sportsdata's* All-Teen team that year...in 1998, nearly became 1st teenager to bat .300 in Northwest League since Ken Griffey, Jr. did so in 1987...

2001 SEASON...had best professional season, rising to triple-A level while excelling at all 3 stops...played for San Francisco's single-A, double-A and triple-A affiliates, hitting combined .323 with 71 runs, 38 2Bs, 4 3Bs, 5 HRs and 78 RBI in 138 games overall...led all Giants farmhands in batting average and hits (179), tied for most 2Bs, and tied for 4th overall in RBI...established career highs for games, at-bats (555), hits, 2Bs and 3Bs...began campaign in single-A San Jose, serving primarily as DH while recovering from off-season shoulder surgery...hit .341 with 21 2Bs, 2 3Bs, 2 HRs and 47 RBI in 67 games for Giants before earning June promotion to Shreveport...batted .293 with 23 RBI in 36 games for double-A Swamp Dragons...concluded campaign with triple-A Fresno, hitting at .320 clip over final 35 contests...was named San Jose's Player of Month for May after hitting .350 (36-for-103) with 21 RBI in 28 games...played for Grand Canyon in Arizona Fall League following season...

2000...enjoyed excellent campaign, being named organizational Player of Year by *USA Today*...hit .324 with 7 HRs and 88 RBI in 119 games at single-A San Jose...also appeared in 2 games at Shreveport, marking 1st appearance at double-A level, before having season ended by left shoulder dislocation...combined, posted career-highs in average (.327), HRs (7), RBI (90), walks (41) and stolen bases (19)...his average at San Jose ranked 3rd in California League and 2nd in Giants organization...ranked 5th in Giants system with 90 RBI...led San Jose in hits (159) and 2Bs (37)...earned San Jose's Player of Month award in both April and May...was named Cal League Player of Week by *Howe Sportsdata* April 6-16 and May 15-21...was 3B on California League's In-Season All-Star squad while being named DH on league's Post-Season All-Star team...**1999**...hit .291 with 4 HRs and 58 RBI in 110 games for Bakersfield in 1st season at single-A level...earned Blaze's Player of Month award in August...following season, was named Giants #3 prospect and was included on *Howe Sportsdata's* All-Teen Team...his batting average ranked 9th in Giants system...**1998**...broke into professional ball at age 19 by hitting .291 with 3 HRs and 43 RBI in 59 games for rookie league Salem-Keizer...nearly missed becoming 1st teenager to hit .300 in Northwest League since Ken Griffey, Jr. hit .313 for Bellingham in 1987...led Volcanoes with 15 2Bs...

PERSONAL...graduated from Woodland (CA) High School in 1998...single...

ANTHONY D. TORCATO

Year	Club	AVG	G	AB	R	H	2B	3B	HR	RBI	SH	SF	HP	BB	SO	SB	CS	E
1998	Salem-Keizer	.291	59	220	31	64	15	2	3	43	0	6	3	14	38	4	2	17
1999	Bakersfield	.291	110	422	50	123	25	0	4	58	1	7	3	30	67	2	1	28
2000	San Jose	.324	119	490	77	159	37	2	7	88	0	7	6	41	62	19	4	40
	Shreveport	.500	2	8	1	4	0	0	0	2	0	0	0	0	1	0	0	0
2001	San Jose	.341	67	258	38	88	21	2	2	47	0	7	4	17	40	9	3	1
	Shreveport	.293	36	147	13	43	9	1	1	23	0	3	4	9	15	0	1	2
	Fresno	.320	35	150	20	48	8	1	2	8	0	0	0	2	20	0	1	1
Minor Totals		.312	428	1695	230	529	115	8	19	269	1	30	20	113	243	34	12	89

CAREER TRANSACTIONS

- Selected by San Francisco in 1st pick (19th overall) in June, 1998 draft. Signed by Doug McMillan.

Yorvit Torrealba

CATCHER



Birthdate: July 19, 1978

2002 Opening Day Age: 23

Birthplace: Caracas, Venezuela

Resides: Guarenas Mirando, Venezuela

Bats: Right **Throws:** Right **Height:** 5-11 **Weight:** 190

M.L. Service: 30 days

How Obtained: Signed as non-drafted free agent, Sept. 14, 1994.

Contract Status: Signed through 2002

CAREER...completed 7th year of professional ball despite being just 23 years old...originally signed pro contract at age 16...spent 1st full season at triple-A Fresno in 2001 before earning 1st ML call-up in September...made big league debut on Sept. 5, 2001 vs. Arizona and drilled RBI-3B off Byung-Hyun Kim in 1st ML at-bat...became 1st Giant to triple for his 1st career hit since J.R. Phillips on Sept. 4, 1993 vs. St. Louis...has hit .280 (222-for-792) at double-A and triple-A level over last 2 seasons, after posting .255 mark (333-for-1306) during 1st 5 minor league campaigns...

2001 SEASON...spent 1st full season at triple-A level as Fresno's starting catcher before receiving 1st ML call-up Sept. 1...had 2 hits in 4 ABs with SF, including 3B and 2 RBI...made ML debut Sept. 5 vs. Arizona, entering as catcher in 9th inning and drilling RBI-triple off Byung-Hyun Kim in lone plate appearance...made 1st big league start in regular season finale Oct. 7 vs. Los Angeles...responded by driving in winning run with 2-out, RBI-single in 7th to snap 1-1 tie...finished contest 1-for-3...hit .274 (108-for-394) with 36 RBI in 115 games for Fresno...established career highs with 22 2Bs and 8 HRs...hit .354 (35-for-99) in 26 games for Grizzlies during June, earning Fresno's Player of Month honors...was honored as PCL's Best Defensive Catcher in *Baseball America's* annual Tools of the Trade Poll...played winter ball for Occidente in Venezuelan Winter League...

2000...logged entire campaign at double-A Shreveport, marking 1st time since 1997 he had not played for multiple clubs...batting average ranked 10th among all Giants farmhands...hit .286 with 4 home runs and 32 RBI for Captains...posted career high 21 2Bs...hit .067 (1-for-15) with 2B and 3 RBI in 4 games of Texas League playoffs...played for Occidente in Venezuelan Winter League following season...**1999**...made appearances on 3 different rosters along Giants organizational chain...overall, hit combined .261 (92-for-353) with 8 HR and 43 RBI for Shreveport, Fresno and San Jose...spent majority of campaign with Shreveport, hitting combined .244 in 2 different stints with club...opened season with Captains, hitting .274 (40-for-146) in 44 games before being promoted to Fresno June 16...promotion coincided with fellow catcher Doug Mirabelli being recalled to Major

League roster...in 17 games with Grizzlies, hit .254 (16-for-63) with 2 HR and 10 RBI...returned to Shreveport July 9 as Mirabelli was optioned back to Fresno...struggled in 2nd stint with Captains, hitting just .178 (13-for-71) in 21 games from July 11-Aug. 16...was transferred to single-A San Jose Aug. 18, where he stayed for remainder of season...hit .315 (23-for-73) with 2 HR and 14 RBI in 19 games for Giants...played for Occidente in Venezuelan Winter League...**1998**...split season between 3 stops in Giants' chain after making 1st appearance in Major League Spring Training as non-roster invitee...logged time at Shreveport, San Jose and Fresno...struggled at plate for most of campaign (.245, 68-for-277), but showed excellent defensive skills while logging .994 combined fielding pct. (680 total chances, 4 errors)...got off to slow start at double-A level, going 2-for-29 (.069) with 2 RBI in 10 contests before being sent to San Jose April 20...got his stroke back together while with Giants, hitting .286 (20-for-70) in 21 games before returning to Shreveport in mid-June...had his finest month in August, posting .296 mark (24-for-81) with 5 2Bs and 4 RBI...earned late season promotion to Fresno, where he appeared in 4 regular season games...posted solid PCL post season numbers, hitting .375 (6-for-16) with 2B and RBI in 5 contests...**1997**...had solid campaign at single-A Bakersfield, posting .274 average with 4 home runs and 40 RBI in 119 contests...made starts in 108 of teams' 140 games, opening 102 at catcher and 6 as DH...**1996**...saw action for 3 different teams in Giants' minor league system, spending majority of time at rookie-level Bellingham after making brief appearances at San Jose and single-A Burlington...combined totals included .252 average (40-for-159) with 1 HR and 10 RBI in 51 games...opened year at San Jose, where he played in 2 games (0-for-5) before being transferred to Burlington April 25...appeared in just 1 game at Burlington (0-for-4) before being transferred to Bellingham May 10...was sent to extended spring training following May 10 transfer, where he remained prior to Bellingham opening Northwest League season in mid-June...**1995**...in 1st pro year, logged full campaign at Bellingham short-season club following stay at extended spring training...

PERSONAL...graduated from Vicente Emilio Sojo (VZ)...attended Alberto Sequin Vera (VZ)...married (Milangela Alvarez)...son (Yorvit Eduardo, July 14, 1997)...

YORVIT ADOLFO TORREALBA

Year	Club	AVG	G	AB	R	H	2B	3B	HR	RBI	SH	SF	HP	BB	SO	SB	CS	E
1995	Bellingham	.155	26	71	2	11	3	0	0	8	0	1	1	2	14	0	1	5
1996	San Jose	.000	2	5	0	0	0	0	0	0	0	0	0	1	1	0	0	0
	Burlington	.000	1	4	0	0	0	0	0	0	0	0	0	0	1	0	1	0
	Bellingham	.267	48	150	23	40	4	0	1	10	4	2	0	9	27	4	1	2
1997	Bakersfield	.274	119	446	52	122	15	3	4	40	1	3	5	31	58	4	2	6
1998	Shreveport	.235	59	196	18	46	7	0	0	13	3	1	4	18	30	0	5	2
	San Jose	.286	21	70	10	20	2	0	0	10	2	1	0	1	6	2	2	2
	Fresno	.182	4	11	1	2	1	0	0	1	0	0	0	1	4	0	0	0
1999	Shreveport	.244	65	217	25	53	10	1	4	19	2	2	2	9	34	0	6	2
	Fresno	.254	17	63	9	16	2	0	2	10	0	0	2	4	11	0	2	2
	San Jose	.315	19	73	10	23	3	0	2	14	0	1	1	6	15	0	2	5
2000	Shreveport	.286	108	398	50	114	21	1	4	32	10	2	6	34	55	2	3	8
2001	Fresno	.274	115	394	56	108	23	3	8	36	3	2	4	19	65	2	3	9
	San Francisco	.500	3	4	0	2	0	1	0	2	0	0	0	0	0	0	0	0
Minor Totals		.262	604	2098	256	555	91	8	25	193	25	15	25	135	321	14	28	43
M.L. Totals		.500	3	4	0	2	0	1	0	2	0	0	0	0	0	0	0	0

TORREALBA VS. 2002 OPPONENTS

	2001					CAREER				
	AVG	AB	H	HR	RBI	AVG	AB	H	HR	RBI
vs. Arizona	1.000	1	1	0	1	1.000	1	1	0	1
Atlanta	_____	_____	_____	_____	_____	_____	_____	_____	_____	_____
Chicago	_____	_____	_____	_____	_____	_____	_____	_____	_____	_____
Cincinnati	_____	_____	_____	_____	_____	_____	_____	_____	_____	_____
Colorado	_____	_____	_____	_____	_____	_____	_____	_____	_____	_____
Florida	_____	_____	_____	_____	_____	_____	_____	_____	_____	_____
Houston	_____	_____	_____	_____	_____	_____	_____	_____	_____	_____
Los Angeles	.333	3	1	0	1	.333	3	1	0	1
Milwaukee	_____	_____	_____	_____	_____	_____	_____	_____	_____	_____
Montreal	_____	_____	_____	_____	_____	_____	_____	_____	_____	_____
New York	_____	_____	_____	_____	_____	_____	_____	_____	_____	_____
Philadelphia	_____	_____	_____	_____	_____	_____	_____	_____	_____	_____
Pittsburgh	_____	_____	_____	_____	_____	_____	_____	_____	_____	_____
St. Louis	_____	_____	_____	_____	_____	_____	_____	_____	_____	_____
San Diego	.000	0	0	0	0	.000	0	0	0	0
San Francisco	_____	_____	_____	_____	_____	_____	_____	_____	_____	_____
Baltimore	_____	_____	_____	_____	_____	_____	_____	_____	_____	_____
New York (AL)	_____	_____	_____	_____	_____	_____	_____	_____	_____	_____
Oakland	_____	_____	_____	_____	_____	_____	_____	_____	_____	_____
Tampa Bay	_____	_____	_____	_____	_____	_____	_____	_____	_____	_____
Toronto	_____	_____	_____	_____	_____	_____	_____	_____	_____	_____
Interleague	_____	_____	_____	_____	_____	_____	_____	_____	_____	_____

TORREALBA'S CAREER IN BALLPARKS

	2001					CAREER				
	AVG	AB	H	HR	RBI	AVG	AB	H	HR	RBI
at Bank One	_____	_____	_____	_____	_____	_____	_____	_____	_____	_____
Turner	_____	_____	_____	_____	_____	_____	_____	_____	_____	_____
Wrigley	_____	_____	_____	_____	_____	_____	_____	_____	_____	_____
Cinergy	_____	_____	_____	_____	_____	.000	0	0	0	0
Coors	_____	_____	_____	_____	_____	.500	4	2	0	2
Pro Player	_____	_____	_____	_____	_____	_____	_____	_____	_____	_____
Enron	_____	_____	_____	_____	_____	_____	_____	_____	_____	_____
Dodger	_____	_____	_____	_____	_____	_____	_____	_____	_____	_____
Miller	_____	_____	_____	_____	_____	_____	_____	_____	_____	_____
Olympic	_____	_____	_____	_____	_____	_____	_____	_____	_____	_____
Shea	_____	_____	_____	_____	_____	_____	_____	_____	_____	_____
at Veterans	_____	_____	_____	_____	_____	_____	_____	_____	_____	_____
PNC	_____	_____	_____	_____	_____	_____	_____	_____	_____	_____
Busch	_____	_____	_____	_____	_____	_____	_____	_____	_____	_____
Qualcomm	_____	_____	_____	_____	_____	.000	0	0	0	0
Pacific Bell	_____	_____	_____	_____	_____	.500	4	2	0	2
Camden	_____	_____	_____	_____	_____	_____	_____	_____	_____	_____
Yankee	_____	_____	_____	_____	_____	_____	_____	_____	_____	_____
Net. Assoc.	_____	_____	_____	_____	_____	_____	_____	_____	_____	_____
Tropicana	_____	_____	_____	_____	_____	_____	_____	_____	_____	_____
SkyDome	_____	_____	_____	_____	_____	_____	_____	_____	_____	_____

TORREALBA BY MONTH

	2001					CAREER				
	AVG	AB	H	HR	RBI	AVG	AB	H	HR	RBI
In March/April	_____	_____	_____	_____	_____	_____	_____	_____	_____	_____
May	_____	_____	_____	_____	_____	_____	_____	_____	_____	_____
June	_____	_____	_____	_____	_____	_____	_____	_____	_____	_____
July	_____	_____	_____	_____	_____	_____	_____	_____	_____	_____
August	_____	_____	_____	_____	_____	_____	_____	_____	_____	_____
Sept./Oct.	.500	4	2	0	2	.500	4	2	0	2
Before ASB	_____	_____	_____	_____	_____	_____	_____	_____	_____	_____
After ASB	.500	4	2	0	2	.500	4	2	0	2

TORREALBA'S STATISTICAL BREAKDOWN

	2001					CAREER				
	AVG	AB	H	HR	RBI	AVG	AB	H	HR	RBI
Home	.500	4	2	0	2	.500	4	2	0	2
Road	_____	_____	_____	_____	_____	_____	_____	_____	_____	_____
Day	.333	3	1	0	1	.333	1	1	0	1
Night	1.000	1	1	0	1	1.000	1	1	0	1
Grass	.500	4	2	0	2	.500	4	2	0	2
Turf	_____	_____	_____	_____	_____	_____	_____	_____	_____	_____
vs. LHP	_____	_____	_____	_____	_____	_____	_____	_____	_____	_____
vs. RHP	.500	4	2	0	2	.500	4	2	0	2
RISP	1.000	2	2	0	2	1.000	2	2	0	2
Bases Loaded	_____	_____	_____	_____	_____	_____	_____	_____	_____	_____
as Pinch Hitter	_____	_____	_____	_____	_____	_____	_____	_____	_____	_____
as DH	_____	_____	_____	_____	_____	_____	_____	_____	_____	_____

TORREALBA'S CAREER FIELDING

Position	PCT.	G	PO	A	E	TC	DP	PB
Catcher	1.000	3	8	0	0	8	0	—

CAREER TRANSACTIONS

- Signed with San Francisco as non-drafted free agent, Sept. 14, 1994.

CAREER HIGHS

- **Most Hits:** 1 (twice), last: Oct. 7, 2001 vs. Los Angeles
- **Most RBI:** 1 (twice), last: Oct. 7, 2001 vs. Los Angeles
- **Most Home Runs:** None
- **Career Grand Slams:** None
- **Longest Hitting Streak:** 1 game (twice), last: Oct. 7, 2001 vs. Los Angeles

Jeff Urban

LEFT-HANDED PITCHER



Birthdate: January 25, 1977

2002 Opening Day Age: 25

Birthplace: Anderson, Indiana

Resides: Alexandria, Indiana

Bats: Right **Throws:** Left **Height:** 6-8 **Weight:** 215

M.L. Service: None

How Obtained: Giants' 5th selection (41st overall) in June 1998 draft.

Contract Status: Signed through 2002

CAREER...tall left-handed pitcher returned to action in 2001 after missing entire 2000 campaign to recover from shoulder surgery...has posted 22-25 career record with 4.29 ERA (168er, 352.1ip) in 65 games (61 starts) over 3 minor league campaigns...has struck out 305 batters over 352.1 lifetime innings, against just 82 walks...was named organization's 8th best prospect by *Baseball America* following 1998 season...

2001 SEASON...returned to action after missing entire 2000 campaign...logged full season at double-A Shreveport...posted 7-11 mark with 3.91 ERA (68er, 156.2ip) over 27 starts...established career high for innings, while equalling 1999 mark for starts...led Swamp Dragons staff in innings and strikeouts (117), while finishing 3rd in wins...posted impressive 3.7:1 strikeout-to-walk ratio (32 walks)...however, tied for 3rd most defeats in Texas League, while yielding 4th-highest home run total (16)...was tabbed Organizational Player of Month at Shreveport for April, fashioning 2.03 ERA (6er, 26.2ip) and 2-2 mark in 5 starts...pitched for Grand Canyon in Arizona Fall League...

2000...did not play in 2000 as he was on disabled list recovering from pre-season surgery...prior to campaign, had procedure to repair left shoulder labrum...**1999**...split 2nd professional season between Shreveport and single-A San Jose...posted 10-12 combined record with 4.71 ERA (79er, 151.0ip)...compiled 143 strikeouts, 2nd most among all Giants' farmhands...started campaign with Shreveport, marking 1st appearance at double-A level...struggled with Captains, logging 2-7 record with 5.81 ERA in 14 starts...allowed 100 hits in 69.2 innings pitched...turned season around after transfer to San Jose in mid-June...went 8-5 with 3.76 ERA in 15 games (13 starts) for single-A Giants...struck out 89 California League batters in 81.1 innings pitched, while walking just 18...was named San Jose's Player of Month for July after going 5-1 with 2.63 ERA in 6 starts...earned *Howe Sportsdata's* Cal League Pitcher of Week honors for July 19-25...suffered pair of losses in 3 post-season starts, collecting 3.63 ERA...**1998**...had impressive 1st pro season, making jump to single-A

after starting at rookie-league...combined to go 5-2 with 4.23 ERA (21er, 44.2ip)...made professional debut at Salem-Keizer, going 1-2 with 4.98 ERA in 5 games (3 starts)...had great success after being promoted to San Jose in early August...was 4-0 with 3.52 ERA in 4 starts for junior Giants...

PERSONAL...graduated from Alexandria Monroe (IN) High School...played 2 college seasons at Ball State University (Muncie, IN)...earned Cardinal's Most Valuable Pitcher award in 1998...single...

JEFFREY THOMAS URBAN


Year	Club	W-L	ERA	G	GS	CG	SH	SV	IP	H	R	ER	HR	HB	BB	SO	WP	BK
1998	Salem-Keizer	6-1	1.77	10	10	0	0	0	56.0	37	15	11	5	1	16	66	2	2
1998	Salem-Keizer	1-2	4.98	5	3	0	0	0	21.2	21	14	12	1	0	8	22	2	0
	San Jose	4-0	3.52	4	4	0	0	0	23.0	27	13	9	2	3	5	23	2	0
1999	Shreveport	2-7	5.81	14	14	0	0	0	69.2	100	54	45	8	1	19	54	3	0
	San Jose	8-5	3.76	15	13	0	0	0	81.1	78	41	34	7	4	18	89	0	0
2000									— Injured, Did Not Pitch —									
2001	Shreveport	7-11	3.91	27	27	0	0	0	156.2	178	85	68	16	9	32	117	7	0
Minor Totals		22-25	4.29	65	61	0	0	0	352.1	404	207	168	34	17	82	305	14	0

CAREER TRANSACTIONS

- Selected by San Francisco as sandwich pick (Giants' 5th selection, 41st pick overall) in June 1998 draft. Signed by Mike Keenan.

Carlos Valderrama

OUTFIELDER



Birthdate: November 30, 1977

2002 Opening Day Age: 24

Birthplace: Lagunilla, Zulia, Venezuela

Resides: Maracaibo, Venezuela

Bats: Right **Throws:** Right **Height:** 5-11 **Weight:** 175

M.L. Service: None

How Obtained: Signed as free agent, Feb. 23, 1995.

Contract Status: Signed through 2001

CAREER...speedy outfield prospect has been hampered by injuries throughout career, having played in more than 50 games just once...has recorded impressive numbers when healthy, posting .289 average with 143 stolen bases in 178 career attempts...is just 24-years-old despite having 7 years of professional experience...

2001 SEASON...had promising double-A debut cut short due to injury...was limited to 41 games for Shreveport before suffering torn right rotator cuff May 19...hit .308 with 12 2Bs, 2 3Bs, HR, 8 RBI and 11 stolen bases in 1st action at double-A level...hit safely in 15 of his last 17 contests before injury occurred, hitting at .379 clip (25-for-66) with 9 2Bs, HR and 5 RBI...was limited to just 6 games for Grand Canyon in Arizona Fall League...

2000...had breakout season at single-A Bakersfield, hitting .315 with 13 HRs and 81 RBI in 121 games...entering 2000 campaign, had tallied just 5 HRs and 77 RBI total over 182 games in 5 previous professional seasons...set club record with organizational-best 54 stolen bases in 66 attempts, tying for 4th in California League...team-high .315 average ranked 4th in Giants system and 7th in Cal League...was named Blaze's Player of Month in both June and July...was named California League Player of Week by Howe Sportsdata Aug. 14-20...was Honorable Mention on Cal League's Post-Season All-Star squad...had never played more than 46 games in any previous professional season...teamed with Yorvit Torrealba on Occidente club in Venezuelan Winter League following

campaign...**1999**...split injury-filled season between single-A San Jose and short-season Salem-Keizer...began year at San Jose, hitting .256 with 12 RBI and 8 stolen bases in 26 games...also appeared in 40 games for Salem-Keizer, hitting .291 with 2 HRs, 19 RBI and 17 stolen bases...was on disabled list from April 25 - May 2 with right elbow tendinitis...was again placed on DL July 15 - Aug. 10 with left ankle strain...**1998**...appeared in just 7 games for Salem-Keizer...hit .345 with 4 steals...sat out much of season with shoulder injury and was on disabled list from June 16 - Aug. 20 after right shoulder surgery...**1997**...hit .319 with 3 HRs and 28 RBI in 41 games for Salem-Keizer...was perfect 22-for-22 in stolen base attempts...**1996**...played in 46 games for Giants Dominican Summer League entry...hit .223 with 11 RBI and 26 stolen bases...**1995**...broke into professional ball at age 18 with Giants Dominican Summer League club...hit .228 with 10 stolen bases in 22 games...

PERSONAL...graduated from Unidad Educativa Juan Vicente Gonzalez High School...attended Universidad del Zulia...daughter (Gabriela)...single...

CARLOS ALBERTO VALDERRAMA

Year	Club	AVG	G	AB	R	H	2B	3B	HR	RBI	SH	SF	HP	BB	SO	SB	CS	E
1995	DSL-Giants	.228	22	57	7	13	1	0	0	4	0	0	0	6	10	1	2	—
1996	DSL-Giants	.223	46	166	29	37	4	1	0	11	1	0	1	29	24	26	10	—
1997	Salem-Keizer	.319	41	138	21	44	7	3	3	28	0	2	0	12	29	22	0	1
1998	Salem-Keizer	.345	7	29	5	10	1	0	0	4	0	0	0	1	7	4	0	0
1999	San Jose	.256	26	90	12	23	2	0	0	12	2	0	0	4	19	8	4	0
	Salem-Keizer	.291	40	134	27	39	3	1	2	18	3	0	0	12	34	17	2	2
2000	Bakersfield	.315	121	435	78	137	21	5	13	81	5	8	4	39	96	54	12	6
2001	Shreveport	.308	41	159	29	49	12	2	1	8	2	0	0	18	29	11	5	0
Minor Totals		.289	343	1208	208	352	51	10	19	166	13	10	5	121	248	143	35	9

CAREER TRANSACTIONS

- Signed as non-drafted free agent, Feb. 23, 1995.

Jeff Verplancke

RIGHT-HANDED PITCHER



Birthdate: November 18, 1977

2002 Opening Day Age: 24

Birthplace: Pomona, California

Resides: Ontario, California

Bats: Right **Throws:** Right **Height:** 6-3 **Weight:** 200

M.L. Service: None

How Obtained: Giants' #11 selection in June 1999 draft.

Contract Status: Non-roster invitee

CAREER...3rd year right-hander joins big league camp as non-roster invitee for 1st time...has been late-season promotion to triple-A Fresno in both 2000 and 2001, logging 2-1 mark with 1 save and 2.60 ERA (5er, 17.1ip) in 9 outings for Grizzlies...overall, owns 9-23 record with 23 saves and 5.25 ERA in 78 minor league games (25 starts)...was tabbed 12th best prospect in Giants' organization by *Baseball America* following 2001 season...

2001 SEASON...moved to bullpen in 2nd season of professional ball after working as starter in 2000...pitched in 51 games combined with double-A Shreveport and triple-A Fresno, logging 3-9 mark with 23 saves and 4.13 ERA...settled into closer's role with Shreveport, tallying 22 saves and 4.44 ERA (24er, 48.2ip) in 43 outings...recorded 8 saves and 2.70 ERA (4er, 13.1ip) in 11 appearances during June to earn organizational Player of Month accolades...earned Aug. 9 promotion to Fresno...made 8 appearances with Grizzlies, going 2-1 with 1 save and 2.92 ERA (4er, 12.1ip)...pitched for Grand Canyon in Arizona Fall League following campaign...

2000...made professional debut, spending bulk of year with single-A San Jose before late-season promotion to Fresno...spent most of campaign in starting rotation, going 6-14 with 5.86 ERA in 26 games (25 starts) for San Jose...tossed 1 complete game...made 1 appearance with Grizzlies, allowing 1 earned run over 5.0 solid innings...

PERSONAL...attended California State University-Los Angeles...married (Carrie, Nov. 24, 2001)...

JEFFREY A. VERPLANCKE

Year	Club	W-L	ERA	G	GS	CG	SH	SV	IP	H	R	ER	HR	HB	BB	SO	WP	BK
2000	San Jose	6-14	5.86	26	25	1	0	0	139.2	159	111	91	12	11	67	129	7	4
	Fresno	0-0	1.80	1	0	0	0	0	5.0	3	1	1	0	0	2	6	0	0
2001	Shreveport	1-8	4.44	43	0	0	0	22	48.2	50	27	24	3	5	20	46	3	0
	Fresno	2-1	2.92	8	0	0	0	1	12.1	9	4	4	1	2	6	13	0	0
Minor Totals		9-23	5.25	78	25	1	0	23	205.2	221	143	120	16	18	95	194	10	0

CAREER TRANSACTIONS

■ Selected by San Francisco in 11th round of June 1999 draft. Signed by Darren Witteke.

Jay Witasick

RIGHT-HANDED PITCHER



Birthdate: August 8, 1972

2002 Opening Day Age: 29

Birthplace: Baltimore, Maryland

Resides: Bel Air, Maryland

Bats: Right **Throws:** Right **Height:** 6-4 **Weight:** 235

M.L. Service: 4 years, 11 days

How Obtained: Acquired from New York Yankees in exchange for OF John Vander Wal, Dec. 13, 2001.

Contract Status: Signed through 2002

CAREER...hard-throwing right-hander adds another quality arm to Giants' bullpen corps...acquired in Dec. 13, 2001 deal with New York Yankees in exchange for OF John Vander Wal...5-year Major League vet owns career 25-28 mark with 1 save and 5.32 ERA (259er, 438.1ip) in 155 big league contests (56 starts)...has been more successful as reliever, posting 10-5 ledger with 4.28 ERA (65er, 136.2ip) in 99 lifetime relief outings...is just 15-23 with 5.79 ERA (194er, 301.2ip) as starter...has also fared better in NL, logging 8-4 record with 4.17 ERA (42er, 99.1ip) over 42 outings (11 starts) in senior circuit...in 113 AL appearances (45 starts), is 17-24 with 5.65 ERA (213er, 339.0ip)...Giants mark his 5th ML club, having previously seen action with Oakland (1996-98), Kansas City (1999-2000), San Diego (2000-01) and Yankees (2001)...was originally drafted by St. Louis in 2nd round of June 1993 draft, before being traded to A's in Jan. 9, 1996 deal...

2001 SEASON...began year with San Diego, but was traded to eventual AL Champion Yankees June 23 in exchange for IF D'Angelo Jimenez...overall, posted 8-2 ledger with 1 save and career-best 3.30 ERA (29er, 79.0ip) in career-high 63 appearances, working solely in relief for 1st time in career...enjoyed greatest success with Padres, logging 5-2 mark with 1 save and 1.86 ERA (8er, 38.2ip) in 31 games...was perfect 3-0 in 32 outings with Yankees, but ERA rose to 4.69 (21er, 40.1ip)...was 3rd among all ML relievers with 12.08 strikeouts per 9.0 innings (106 strikeouts), trailing only Houston's Octavio Dotel (13.71) and Seattle's Jeff Nelson (12.12)...recorded 45 scoreless outings (71.4%), including 25 while with Friars (80.6%)...opened campaign by not allowing earned run over 1st 8 efforts (10.0ip, 4h, 1r, 2bb, 13so)...worked 3.0 perfect innings against Giants Apr. 10, matching season-high with 5 strikeouts...overall, enjoyed dominating opening month, sporting 0.61 ERA (1er, 14.2ip) in 12 April outings while limiting opposing hitters to .154 batting average against (8-for-52)...was unscored upon in 12 of 13 outings from May 4 - June 19, logging 0.55 ERA (1er,

16.1ip)...suffered final loss of season May 13 vs. Florida, then rattled off career-high 6-game winning streak to end campaign...was winning pitcher in Yankees debut June 25, tossing 2.0 frames (4h,2er,1bb,4k) in 8-7 victory over Cleveland...endured tough August, allowing 11 earned runs in 13.0 innings (7.62 ERA) in 8 games...worked season-high 3.2 innings Aug. 10 at Oakland, matching his season-best with 5 strikeouts...earned 8th win of campaign (3rd as Yankee) with perfect 11th inning in 5-4 win Aug. 30 vs. Toronto...beginning with outing vs. Blue Jays, did not allow an earned run over final 10 appearances of season, spanning 10.0 innings (5h,2bb,12so)...struggled in 1st career post-season experience, posting 21.60 ERA (12er, 5.0ip) in 3 outings...made 1 appearance in each of 3 playoff rounds, including 3.0-frame effort in Game 3 of ALCS vs. Seattle (6h, 3r, 3er, 0bb, 2so, 1hr)...

2000...split season between Kansas City and San Diego, combining to go 6-10 with 5.82 ERA (97er, 150ip) in 33 games (25 starts)...began campaign with Royals, logging 3-8 ledger with 5.94 ERA (59er, 89.1ip) in 22 games (14 starts)...was traded to Padres for RHP Brian Meadows July 31, 2000, just hours before trading deadline...went 3-2 with 5.64 ERA (38er, 60.2ip) in 11 starts with Friars...fanned a career-high 121 batters...while with Kansas City, shuffled between rotation and bullpen...made 14 starts in Royals uniform, posting 3-7 record with 2 complete games and 6.05 ERA (50er, 74.1ip)...made 8 relief appearances, going 0-1 with 5.40 ERA (9er, 15.0ip)...tossed back-to-back complete games at Anaheim June 22 and vs. Cleveland June 28...lost to Angels 4-3 after yielding 4 runs on 10 hits over 8.0 innings...held Indians to 1 run on 4 hits in 8-1 victory...earned his 1st NL win with 5-4 decision over Montreal Aug. 20 (6.1ip,10h,4r,3er,2bb,7so)...also collected 1st ML hit with run-scoring single off Felipe Lira in 2nd inning...finished 2-for-3 with 2 RBI after being hitless in 16 career at-bats entering contest...was forced to leave 11-5 victory over Cubs Aug. 31 at Wrigley Field after 5th inning due to heat exhaustion...was taken to Illinois Masonic Hospital for observation and was released following morning...in his next start Sept. 5, matched his career high with 10 strikeouts over 7.2 innings vs. Milwaukee...**1999**...spent his 1st full season in big leagues after being obtained by Royals from Oakland during final week of Spring Training...opened year in Kansas City bullpen, going 0-1 with 4.91 ERA (4er, 7.1ip) in 4 games before being inserted into rotation for good April 30...lost 4 of his 1st 5 decisions as starter, posting 9.00 ERA (35er, 35.0ip) in 8 starts...was just 3-6 with 6.98 ERA (60er, 77.1ip) at All-Star Break, but rebounded to go 6-6 with 4.22 ERA (38er, 81.0ip) in 2nd Half...tossed 1st career complete game and shutout with 6-0 blanking of Baltimore Aug. 26, allowing 4 hits and 4 walks with 4 strikeouts in 137-pitch effort...won career-best 4 consecutive starts Sept. 5-22, posting 4.23 ERA (13er, 27.2ip)...fanned career-high 10 over 6.1 innings in 9-3 win Sept. 17 at Oakland...was 4-1 with 3.89 ERA in Sept. to earn Royals Pitcher of Month honors...**1998**...spent bulk of season at triple-A Edmonton, but made 7 big league appearances, including his 1st 3 ML starts, during 3 stints with Oakland...at Edmonton, ranked 2nd in Pacific Coast League with 155 strikeouts in 149.0 innings...led staff in wins (11), starts (26), innings pitched (149.0) and strikeouts...recalled to A's June 4 and made relief appearances June 6 and June 7 vs. Arizona...was tagged for 6 runs on 6 hits, including 3 homers in 3.1 innings June 7...returned to triple-A June 14, but was recalled to make 1st ML start in game 1 of Aug. 4 doubleheader with Yankees...suffered 10-4 loss, allowing 7 runs (3 earned) on 5 hits in 4.2 innings (7bb,3so)...optioned back to Edmonton after contest, but returned to majors for good Sept. 8...made 4 appearances, last 2 as starter, over season's final month...**1997**...began season on Disabled List with right elbow soreness...was optioned to single-A Modesto following his activation June 14...after 13 games in California League, was promoted to triple-A Edmonton before returning to majors Sept. 3...made 8 relief appearances for Oakland, posting 5.73 ERA (7er, 11.0ip)...did not allow run and held opponents to .150 average (3-for-20) over 1st 3 efforts (5.2ip)...**1996**...in his 1st season in Athletics organization, climbed ladder from double-A Huntsville to Edmonton to majors...recalled to Oakland from double-A July 5 after posting 2.30 ERA and limiting opponents to .195 average in 25 games (6 starts) at Huntsville...2 days later, worked 1.1 innings of scoreless relief against California in ML debut...went on to make 12 appearances out of Oakland bullpen, striking out 12 in 13.0 innings...earned 1st ML victory July 31 vs. Chicago, striking out only hitter faced in 5-4 A's win...after going 1-1 with 6.00 ERA in 11 outings, was optioned to Tacoma in mid-August but was recalled to make 1 final relief appearance in Sept...did not allow run in 8 of 12 ML outings, but was touched for at least 2 runs in 3 of other 4 efforts...**1995**...split campaign between single-A St. Petersburg and double-A Arkansas in St. Louis organization, combining for 9-11 record and 3.76 ERA in 25 starts...struck out 135 and walked only 52 in 139.0 innings...**1994**...was post-season Midwest League All-Star at single-A Madison, where he spent entire season...went 10-4 with 2.32 ERA, which ranked 4th in league...limited opponents to .189 average, surrendering only 74 hits over 112.1 innings...fanned 141 against only 42 walks...fired pair of complete games in 18 starts...**1993**...made 13 starts in professional debut with rookie-level Johnson City of Appalachian League and single-A Savannah of South Atlantic League...in 12 starts at Johnson City, fanned 74 and

walked only 19 in 67.2 innings...earned victory in lone Savannah start...

PERSONAL...graduated from Milton Wright (Bel Air, MD) High School, where he played baseball and football...attended Brevard (FL) Community College and University of Maryland-Baltimore County...single...

GERALD ALPHONSE WITASICK, JR.

Year	Club	W-L	ERA	G	GS	CG	SH	SV	IP	H	R	ER	HR	HB	BB	SO	WP	BK
1993	Johnson City	4-3	4.12	12	12	0	0	0	67.2	65	42	31	8	0	19	74	5	1
	Savannah	1-0	4.50	1	1	0	0	0	6.0	7	3	3	0	0	2	8	0	0
1994	Madison	10-4	2.32	18	18	2	0	0	112.1	74	36	29	5	2	42	141	5	0
1995	St. Petersburg	7-7	2.74	18	18	1	1	0	105.0	80	39	32	4	0	36	109	5	1
	Arkansas	2-4	6.88	7	7	0	0	0	34.0	46	29	26	4	0	16	26	2	0
1996	Huntsville	0-3	2.30	25	6	0	0	4	66.2	47	21	17	3	3	26	63	2	2
	Oakland	1-1	6.23	12	0	0	0	0	13.0	12	9	9	5	0	5	12	2	0
	Edmonton	0-0	4.15	6	0	0	0	2	8.2	9	4	4	1	1	6	9	2	0
1997	Modesto	0-1	4.15	9	2	0	0	1	17.1	16	9	8	1	1	5	29	1	0
	Edmonton	3-2	4.28	13	1	0	0	0	27.1	25	13	13	3	0	15	17	2	0
	Oakland	0-0	5.73	8	0	0	0	0	11.0	14	7	7	2	0	6	8	0	0
1998	Edmonton	11-7	3.87	27	26	2	1	0	149.0	126	74	64	19	7	49	155	5	1
	Oakland	1-3	6.33	7	3	0	0	0	27.0	36	24	19	9	0	15	29	2	0
1999	Kansas City	9-12	5.57	32	28	1	1	0	158.1	191	108	98	23	8	83	102	5	2
2000	Kansas City	3-8	5.94	22	14	2	0	0	89.1	109	65	59	15	4	38	67	3	0
	San Diego	3-2	5.64	11	11	0	0	0	60.2	69	42	38	9	3	35	54	2	1
2001	San Diego	5-2	1.86	31	0	0	0	1	38.2	31	14	8	3	4	15	53	3	0
	New York (AL)	3-0	4.69	32	0	0	0	0	40.1	47	27	21	5	2	18	53	1	0
Minor Totals		43-31	3.44	136	91	5	2	7	594.0	495	270	227	48	14	216	631	29	5
A.L. Totals		17-24	5.65	113	45	3	1	0	339.0	409	240	213	59	14	165	271	13	2
N.L. Totals		8-4	4.17	42	11	0	0	1	99.1	100	56	46	12	7	50	107	5	1
M.L. Totals		25-28	5.32	155	56	3	1	1	438.1	509	296	259	71	21	215	378	18	3

WITASICK'S M.L. BATTING

		AVG	G	AB	R	H	2B	3B	HR	RBI	SH	SF	HP	BB	SO	SB	CS	E
---	2001	.000	63	1	0	0	0	0	0	0	0	0	0	0	1	0	0	4
---	Career	.094	155	32	0	3	0	0	0	3	2	0	0	1	17	0	0	7

LAST HOME RUN: None

DIVISION SERIES RECORD

Year	Club	W-L	ERA	G	GS	CG	SH	SV	IP	H	R	ER	HR	HB	BB	SO	WP	BK
2001	NY Yankees vs. Oakland	0-0	13.50	1	0	0	0	0	0.2	1	1	1	0	0	1	0	0	0

LEAGUE CHAMPIONSHIP RECORD

Year	Club	W-L	ERA	G	GS	CG	SH	SV	IP	H	R	ER	HR	HB	BB	SO	WP	BK
2001	NY Yankees vs. Seattle	0-0	9.00	1	0	0	0	0	3.0	6	3	3	1	0	0	2	0	0

WORLD SERIES RECORD

Year	Club	W-L	ERA	G	GS	CG	SH	SV	IP	H	R	ER	HR	HB	BB	SO	WP	BK
2001	NY Yankees vs. Arizona	0-0	54.00	1	0	0	0	0	1.1	10	9	8	0	0	0	4	1	0

WITASICK VS. 2002 OPPONENTS

	2001						CAREER					
	W-L-S	ERA	G	IP	H	ER	W-L-S	ERA	G	IP	H	ER
vs. Arizona	0-0-0	0.00	1	1.0	1	0	0-0-0	11.57	3	4.2	7	6
Atlanta	0-0-0	0.00	2	2.2	3	0	0-1-0	7.88	3	8.0	11	7
Chicago	0-0-0	9.00	1	2.0	2	2	2-0-0	6.53	5	20.2	25	15
Cincinnati	0-0-0	0.00	1	1.2	1	0	0-1-0	19.64	2	3.2	11	8
Colorado	0-0-0	0.00	2	2.0	0	0	0-0-0	0.00	2	2.0	0	0
Florida	1-1-0	13.50	3	4.0	10	6	1-1-0	13.50	3	4.0	10	6
Houston	1-0-1	0.00	3	4.0	2	0	1-1-1	5.54	5	13.0	12	8
Los Angeles	2-0-0	1.17	6	7.2	4	1	2-0-0	1.89	7	10.2	6	2
Milwaukee	---	---	---	---	---	---	1-0-0	3.71	4	17.0	13	7
Montreal	0-0-0	0.00	1	1.0	1	0	1-0-0	3.68	2	7.1	11	3
New York	0-0-0	0.00	2	3.0	1	0	0-0-0	0.00	2	3.0	1	0
Philadelphia	0-0-0	0.00	3	3.1	4	0	0-0-0	0.00	4	10.1	9	0
Pittsburgh	0-0-0	0.00	1	0.0	1	0	1-0-0	3.71	4	17.0	22	7
St. Louis	---	---	---	---	---	---	0-1-0	6.43	2	7.0	6	5
San Diego	---	---	---	---	---	---	---	---	---	---	---	---
San Francisco	1-1-0	0.00	5	9.1	5	0	1-2-0	3.66	7	19.2	21	8
Baltimore	0-0-0	1.50	4	6.0	4	1	1-0-0	2.25	6	16.0	12	4
New York (AL)	---	---	---	---	---	---	0-2-0	7.62	3	13.0	21	11
Oakland	0-0-0	7.71	3	4.2	6	4	1-3-0	8.58	9	28.1	30	27
Tampa Bay	0-0-0	0.00	4	2.0	1	0	0-2-0	7.80	8	15.0	27	13
Toronto	1-0-0	2.84	6	6.1	7	2	3-2-0	3.90	11	27.2	29	12
Interleague	0-0-0	8.38	8	9.2	12	9	1-3-0	7.91	18	46.2	65	41

WITASICK'S CAREER IN BALLPARKS

	2001						CAREER						
	W-L-S	ERA	G	IP	H	ER	W-L-S	ERA	G	IP	H	ER	
at Bank One	0-0-0	0.00	1	1.0	1	0	at Veterans	0-0-0	0.00	3	9.1	9	0
Turner	0-1-0	11.81	1	5.1	8	7	PNC	---	---	---	---	---	
Wrigley	2-0-0	4.38	3	12.1	12	6	Busch	0-1-0	4.50	1	2.0	2	1
Cnergy	0-0-0	0.00	1	1.2	1	0	Qualcomm	4-1-0	3.97	21	47.2	49	21
Coors	0-0-0	0.00	1	1.0	0	0	Pacific Bell	0-2-0	5.59	4	9.2	12	6
Pro Player	0-0-0	22.50	1	2.0	5	5	Camden	0-0-0	2.25	3	4.0	3	1
Enron	1-1-1	9.00	3	5.0	8	5	Yankee	3-1-0	4.63	18	23.1	28	12
Dodger	2-0-0	2.35	4	7.2	6	2	Net. Assoc.	2-3-0	6.71	25	51.0	60	38
Miller	---	---	---	---	---	---	Tropicana	0-2-0	11.05	4	7.1	15	9
Olympic	0-0-0	0.00	1	1.0	1	0	SkyDome	1-2-0	4.02	6	15.2	15	7
Shea	0-0-0	0.00	1	1.0	1	0							

WITASICK BY MONTH

	2001						CAREER					
	W-L-S	ERA	G	IP	H	ER	W-L-S	ERA	G	IP	H	ER
In March/April	1-1-0	0.61	12	14.2	8	1	1-6-0	5.33	22	49.0	54	29
May	2-1-1	1.88	11	14.1	15	3	3-4-1	6.29	22	48.2	62	34
June	3-0-0	4.15	11	13.0	13	6	7-5-0	4.73	25	83.2	95	44
July	1-0-0	4.80	12	15.0	22	8	4-4-0	6.45	27	67.0	79	48
August	1-0-0	7.62	8	13.0	15	11	4-5-0	5.82	27	89.2	110	58
Sept./Oct.	0-0-0	0.00	9	9.0	5	0	6-4-0	4.13	32	100.1	109	46
Before ASB	6-2-1	2.15	37	46.0	39	11	11-16-1	5.72	77	204.2	240	130
After ASB	2-0-0	4.91	26	33.0	39	18	14-12-0	4.97	78	233.2	269	129

WITASICK'S STATISTICAL BREAKDOWN

	2001						CAREER					
	W-L-S	ERA	G	IP	H	ER	W-L-S	ERA	G	IP	H	ER
Season	8-2-1	3.30	63	79.0	78	29	25-28-1	5.32	155	438.1	509	259
Home	5-1-0	2.82	33	38.1	36	12	13-11-0	5.08	84	266.2	269	128
Road	3-1-1	3.76	30	40.2	42	17	12-17-1	5.57	71	211.2	240	131
Day	3-1-0	2.54	23	28.1	26	8	9-9-0	6.24	57	145.2	189	101
Night	5-1-1	3.73	40	50.2	52	21	16-19-1	4.86	98	292.2	320	158
Starter	---	---	---	---	---	---	15-23-0	5.79	56	301.2	364	194
Reliever	8-2-1	3.30	63	79.0	78	29	10-5-1	4.28	99	136.2	145	65

WITASICK'S CAREER FIELDING

Position	PCT.	G	PO	A	E	TC	DP	PB
Pitcher	.885	155	16	38	7	61	3	---

CAREER TRANSACTIONS

- Selected by St. Louis in 2nd round of June 1993 draft.
- Traded to Oakland with OF Allen Battle, RHP Carl Dale and RHP Bret Wagner in exchange for RHP Todd Stottlemyre, Jan. 9, 1995.
- Traded to Kansas City in exchange for cash considerations and player to be named later (RHP Scott Chaiison), Mar. 30, 1999.
- Traded to San Diego in exchange for RHP Brian Meadows, July 31, 2000.
- Traded to New York Yankees in exchange for IF D'Angelo Jimenez, June 23, 2001.
- Traded to San Francisco in exchange for OF John Vander Wal, Dec. 13, 2001.

CAREER HIGHS

- **Low-Hit Game:** 4 (2 times), last: June 28, 2000 vs. Cleveland (with Kansas City)
- **Innings Pitched - Starter:** 9.0 (2 times), last: June 28, 2000 vs. Cleveland (with Kansas City)
- **Innings Pitched - Reliever:** 5.2, Sept. 12, 1998 at Minnesota (with Oakland)
- **Most Strikeouts:** 10 (2 times), last: Sept. 5, 2000 vs. Milwaukee (with San Diego)
- **Winning Streak:** 6 games, May 23-Aug. 30, 2001 (with San Diego and New York Yankees)
- **Losing Streak:** 4 games (2 times), last: Apr. 4-22, 2000 (with Kansas City)

Tim Worrell

RIGHT-HANDED PITCHER



Birthdate: July 5, 1967

2002 Opening Day Age: 34

Birthplace: Pasadena, California

Resides: Glendale, Arizona

Bats: Right **Throws:** Right **Height:** 6-4 **Weight:** 230

M.L. Service: 8 years, 87 days

How Obtained: Acquired from Chicago Cubs in exchange for IF Bill Mueller, Nov. 19, 2000.

Contract Status: Signed through 2002 with club option for 2003 (signed 2-year deal prior to 2001 season)

CAREER...experienced right-handed reliever brings depth and dependable arm to Giants' relief corps...owns 18-18 record with 7 saves and 3.50 ERA in 322 Major League relief appearances...has also made 49 starts in career, posting 9-25 mark with 5.26 ERA in those games...has seen big league action with San Diego (1993-97), Detroit (1998), Oakland (1998-99), Baltimore (2000), Chicago Cubs (2000) and San Francisco (2001)...is younger brother of former St. Louis and Los Angeles hurler Todd Worrell...has logged 3.04 ERA (47er, 139.1ip) over last 126 appearances, dating to recall by Chicago Cubs May 27, 2000...

2001 SEASON...off-season trade acquisition proved to be invaluable part of SF bullpen...worked as both long and short man, but primarily as bridge between starter and Felix Rodriguez-Robb Nen duo...despite spending stint on Disabled List, ranked 3rd on Giants staff with career-high 73 appearances...posted 2-5 mark with 3.45 ERA while logging 48 scoreless efforts (65.8%)...was outstanding over 1st 12 appearances of campaign, posting 1.15 ERA (2er, 15.2ip)...was uncscored upon in 9 of 12 outings from April 4-25, while retiring 43 of 54 batters faced overall (79.6%)...held right-handed hitters to .067 batting average against (2-for-30) over stretch...overall, finished season's opening month with 2.00 ERA (4er, 18.0ip) while stranding 4 of 6 inherited baserunners...after getting touched by Cubs for 2 earned runs in 1.1 innings April 27,

forged 1.00 ERA in next 8 efforts (1er, 9.0ip), including stretch of 4-consecutive scoreless outings May 6-15...earned 1st victory of year May 19 at Atlanta (1.1ip, 2h, 1er, 3so)...entered after 1:35 rain delay in 6th and logged triumph when SF rallied from 3-2 deficit with 2 scores in 7th, including 2nd of 3 roundtrippers by Barry Bonds...saddled with 1st loss in SFs 2-1, 12-inning Memorial Day setback to Arizona, part of stretch in which he allowed 11 earned runs in 9.2 innings (10.24 ERA) over 9 appearances May 17-June 14...bounced back with 5-consecutive scoreless outings (5.1ip), including season-high 2.2-inning, shutout effort June 21 at San Diego...opened 2nd Half of season on 15-day Disabled List after being shelved July 15 (retroactive to July 9) with tendinitis in right shoulder...was activated July 24 and logged 3.34 ERA (11er, 29.2ip) in 30 outings to conclude campaign...allowed just 5 earned runs in 20.2 innings over his final 21 appearances (2.18 ERA), lowering season ERA 54 points (from 3.97 on Aug. 12 to final 3.43)...included was stretch of 10-consecutive scoreless efforts Aug. 14-Sept. 6 (11.1ip)...credited with 2nd win Aug. 16, working 1.2-scoreless innings (2h, 2bb) before 4-run Giants uprising in bottom of 8th led to 5-3 triumph over Florida...however, ended year with 3-game losing streak, including 2 defeats over SFs final 7 contests...

2000...had solid season for Cubs after starting year with Baltimore...posted 3-4 record with 3 saves and 2.47 ERA in 54 appearances for Chicago...began his stint with Cubs by tossing 9.1-scoreless frames in 1st 7 outings while posting 1.48 ERA (5er, 30.1ip) over his 1st 25 games with club...recorded 1st save of season July 9 vs. White Sox, tossing final inning of 9-6 victory...was 1st save since July 18, 1997 while with San Diego...also earned saves in consecutive outings vs. Philadelphia Sept. 25 and 27...while with Chicago, retired 37 of 54 (68.5%) 1st batters faced while stranding 16 of 24 (66.7%) inherited runners...started season with Baltimore, going 2-2 with 7.36 ERA in 5 games for Orioles...was released May 1 and signed minor league deal with Chicago May 8...made 6 relief appearances for triple-A Iowa before having contract purchased by Cubs May 27...**1999**...made 53 relief appearances for Oakland, going 2-2 with 4.15 ERA...ranked 3rd on club in appearances...made 200th career appearance May 11 at Detroit...earned victory July 19 vs. White Sox, tossing 2.0-scoreless innings in As 10-5 victory...however, was placed on Disabled List 5 days later (retroactive to July 20) with strained left rib cage...notched 62 strikeouts in 69.1 innings...**1998**...pitched for Detroit, Cleveland and Oakland during campaign, posting 2-7 overall mark with 5.24 ERA in 43 games (9 starts)...as reliever, was combined 0-1 with 4.07 ERA in 34 outings...began season in Tigers starting rotation, going 2-6 with 6.61 ERA in 9 starts before being sent to bullpen...made 6 relief appearances for Detroit prior to being traded to Cleveland June 24...made just 3 appearances out of bullpen before being traded to Oakland July 12...went 0-1 with 4.00 ERA in 25 relief outings with As...**1997**...made 60 appearances (10 starts) in his 5th and final season with San Diego...overall, was 4-8 with 5.16 ERA...was also 3-for-3 in save opportunities after posting just 1 save in previous 4 campaigns...opened season with 10 starts in his 1st 11 appearances...however, was used exclusively out of bullpen after May 29...in 50 relief appearances overall, was 2-3 with 5.10 ERA...**1996**...established career-bests in wins (9), ERA (3.05), innings pitched (121.0) and strikeouts (99)...split time between rotation and bullpen, going 3-6 with 4.65 ERA as starter (11 starts) and 6-1 with 1.54 ERA and 1 save as reliever (39 appearances)...led all NL relievers in ERA and opponents batting average against (.137)...earned 1st career save July 16 at Los Angeles...struck out career-high 9 batters in 6.0 innings July 6 vs. San Francisco...**1995**...missed majority of season recovering from elbow surgery performed May 12, 1994...was not activated from DL until Sept. 1...after returning to action, went 1-0 with 4.73 ERA in 9 relief appearances with Padres...before returning to big leagues, made 19 rehab appearances combined at single-A Rancho Cucamonga and triple-A Las Vegas...**1994**...began season with Padres and made 3 starts before suffering season-ending right elbow injury...was placed on DL April 19 and had "Tommy John" surgery performed by Dr. Frank Jobe May 12...**1993**...opened season at Las Vegas and was promoted to San Diego June 24...went 2-7 with 4.92 ERA in 21 games (16 starts) for Padres...made Major League debut June 29 vs. Cubs, taking 6-2 loss...posted 1st big league victory July 24, tossing 8.0 innings vs. Montreal...**1992**...split season between double-A Wichita and Las Vegas...was promoted to triple-A level for 1st time July 18...threw no-hitter over Giants triple-A club Phoenix Sept. 9...**1991**...pitched for pair of double-A clubs, Waterloo and High Desert...was named to Midwest League mid-season All-Star team with Waterloo after going 8-4 with 3.34 ERA...posted 3 complete games and 2 shutouts with Waterloo before helping High Desert to California League title...**1990**...spent 1st professional season at single-A Charleston...went 5-8 with 4.64 ERA in 20 games (19 starts)...

A GIANT IN THE COMMUNITY...in 2001, lent his name and image to Responsible Fatherhood Campaign...

PERSONAL...graduated from Maroonotha (Sierra Madre, CA) High School in 1985...attended

Biola (La Mirada, CA) University where he was 1st-team All-NAIA District 3 pick in 1989...married (Misty Splittorff, Dec. 5, 1992)...has 4 sons (Kaleb T., Nov. 27, 1994; Austin Christopher, June 16, 1997, Tyler Nicholas, Oct. 8, 1998, and Jordan Steven, Nov. 15, 2001)...

TIMOTHY HOWARD WORRELL

Year	Club	W-L	ERA	G	GS	CG	SH	SV	IP	H	R	ER	HR	HB	BB	SO	WP	BK
1990	Charleston	5-8	4.64	20	19	3	0	0	110.2	120	65	57	6	1	28	68	9	1
1991	Waterloo	8-4	3.34	14	14	3	2	0	86.1	70	36	32	5	3	33	83	1	1
	High Desert	5-2	4.24	11	11	2	0	0	63.2	65	32	30	2	2	33	70	3	0
1992	Wichita	8-6	2.86	19	19	1	1	0	125.2	115	46	40	8	2	32	109	1	3
	Las Vegas	4-2	4.26	10	10	1	1	0	63.1	61	32	30	4	3	19	32	3	1
1993	Las Vegas	5-6	5.48	15	14	2	0	0	87.0	102	61	53	13	2	26	89	2	0
	San Diego	2-7	4.92	21	16	0	0	0	100.2	104	63	55	11	0	43	52	3	0
1994	San Diego	0-1	3.68	3	3	0	0	0	14.2	9	7	6	0	0	5	14	0	0
1995	Rancho Cuc.	0-2	5.16	9	3	0	0	1	22.2	25	17	13	2	2	6	17	0	0
	Las Vegas	0-2	6.00	10	3	0	0	0	24.0	27	21	16	1	3	17	18	0	0
	San Diego	1-0	4.73	9	0	0	0	0	13.1	16	7	7	2	1	6	13	1	0
1996	San Diego	9-7	3.05	50	11	0	0	1	121.0	109	45	41	9	6	39	99	0	0
1997	San Diego	4-8	5.16	60	10	0	0	3	106.1	116	67	61	14	7	50	81	2	1
1998	Detroit	2-6	5.98	15	9	0	0	0	61.2	66	42	41	11	1	19	47	0	0
	Cleveland	0-0	5.06	3	0	0	0	0	5.1	6	3	3	0	0	2	2	0	0
	Oakland	0-1	4.00	25	0	0	0	0	36.0	34	17	16	5	0	8	33	2	0
1999	Modesto	0-0	0.00	1	1	0	0	0	2.0	0	0	0	0	0	0	5	0	0
	Oakland	2-2	4.15	53	0	0	0	0	69.1	69	38	32	6	3	34	62	1	0
2000	Baltimore	2-2	7.36	5	0	0	0	0	7.1	12	6	6	3	0	5	5	0	0
	Iowa	2-0	5.06	6	0	0	0	0	10.2	9	6	6	3	1	5	7	2	0
	Chicago-NL	3-4	2.47	54	0	0	0	3	62.0	60	20	17	7	1	24	52	1	0
2001	San Francisco	2-5	3.45	73	0	0	0	0	78.1	71	33	30	4	3	33	63	2	0
	ARL - Giants	0-0	0.00	1	1	0	0	0	3.0	1	0	0	0	0	1	2	0	0
Minor Totals		37-32	4.16	116	95	12	4	1	599.0	595	316	277	44	19	200	500	23	6
S.F. Totals		2-5	3.45	73	0	0	0	0	78.1	71	33	30	4	3	33	63	2	0
A.L. Totals		6-11	4.91	101	9	0	0	0	179.2	187	106	98	25	4	68	149	3	0
N.L. Totals		21-32	3.93	270	40	0	0	7	496.1	485	242	217	47	18	200	374	9	1
M.L. Totals		27-43	4.19	371	49	0	0	7	676.0	672	348	315	72	22	268	523	12	1

WORRELL'S M.L. BATTING

		AVG	G	AB	R	H	2B	3B	HR	RBI	SH	SF	HP	BB	SO	SB	CS	E
---	2001	.000	73	2	0	0	0	0	0	0	1	0	0	0	2	0	0	2
---	Career	.113	371	73	6	8	1	0	0	4	10	0	0	4	37	0	0	9

LAST HOME RUN: None

DIVISION SERIES RECORD

Year	Club	W-L	ERA	G	GS	CG	SH	SV	IP	H	R	ER	HR	HB	BB	SO	WP	BK
1996	SD vs. STL	0-0	2.45	2	0	0	0	0	3.2	4	1	1	0	0	1	2	0	0

WORRELL VS. 2002 OPPONENTS

	2001						CAREER					
	W-L-S	ERA	G	IP	H	ER	W-L-S	ERA	G	IP	H	ER
vs. Arizona	0-1-0	4.00	7	9.0	10	4	0-1-0	2.70	11	13.1	15	4
Atlanta	1-0-0	6.75	1	1.1	2	1	2-4-0	3.05	13	44.1	44	15
Chicago	0-0-0	16.88	3	2.2	6	5	1-3-0	4.75	14	36.0	41	19
Cincinnati	0-0-0	4.15	3	4.1	6	2	1-1-0	5.26	16	37.2	35	22
Colorado	0-1-0	2.45	5	3.2	2	1	2-2-0	5.72	23	28.1	36	18
Florida	1-0-0	8.31	4	4.1	6	4	2-1-1	4.70	13	23.0	21	12
Houston	0-0-0	0.00	3	2.1	1	0	1-2-1	4.82	16	28.0	32	15
Los Angeles	0-2-0	3.97	11	11.1	11	5	5-4-1	4.38	29	49.1	54	24
Milwaukee	0-0-0	1.08	6	8.1	5	1	0-0-0	0.54	11	16.2	9	1
Montreal	0-0-0	0.00	2	2.0	0	0	3-1-0	2.67	13	30.1	17	9
New York	0-0-0	0.00	4	7.1	2	0	1-2-0	2.16	16	33.1	25	8
Philadelphia	0-0-0	7.71	3	2.1	4	2	2-2-2	4.35	15	31.0	31	15
Pittsburgh	0-0-0	0.00	4	4.0	3	0	0-3-0	4.06	20	37.2	47	17
St. Louis	0-0-0	3.38	3	2.2	3	1	1-3-0	2.72	19	36.1	30	11
San Diego	0-1-0	2.61	11	10.1	8	3	0-2-0	5.87	15	15.1	19	10
San Francisco	—	—	—	—	—	—	1-1-0	4.78	16	26.1	25	14
Baltimore	—	—	—	—	—	—	1-0-0	2.51	8	14.1	8	4
New York (AL)	—	—	—	—	—	—	0-0-0	17.18	6	3.2	8	7
Oakland	0-0-0	0.00	2	1.1	1	0	0-1-0	12.27	6	3.2	8	5
Tampa Bay	—	—	—	—	—	—	0-1-0	2.70	5	10.0	7	3
Toronto	—	—	—	—	—	—	0-0-0	2.77	5	13.0	6	4
Interleague	0-0-0	3.86	3	2.1	2	1	1-0-2	4.05	30	33.1	34	15

WORRELL'S CAREER IN BALLPARKS

	W-L-S	ERA	G	IP	H	ER		W-L-S	ERA	G	IP	H	ER
at Bank One	0-0-0	3.38	7	8.0	8	3	at Veterans	1-1-0	4.85	7	13.0	16	7
Turner	1-0-0	2.45	3	3.2	5	1	PNC	0-0-0	0.00	2	2.0	1	0
Wrigley	2-2-3	3.30	31	43.2	35	16	Busch	1-1-0	2.93	10	15.1	18	5
Cinergy	0-0-0	5.73	6	11.0	11	7	Qualcomm	11-16-0	4.41	82	216.1	207	106
Coors	0-1-0	2.70	11	13.1	14	4	Pacific Bell	1-4-0	2.70	36	40.0	38	12
Pro Player	0-1-1	5.21	9	19.0	17	11	Camden	1-0-0	6.75	6	8.0	8	6
Enron	0-0-0	3.86	3	2.1	2	1	Yankee	0-0-0	27.00	1	0.2	2	2
Dodger	3-0-1	1.85	15	24.1	21	5	Net. Assoc.	2-2-0	3.30	46	60.0	56	22
Miller	0-0-0	2.70	2	3.1	1	1	Tropicana	0-1-0	2.25	3	8.0	4	2
Olympic	0-1-0	5.25	8	12.0	10	7	SkyDome	0-0-0	3.60	2	5.0	2	2
Shea	0-0-0	1.17	6	7.2	6	1							

WORRELL BY MONTH

	2001						CAREER					
	W-L-S	ERA	G	IP	H	ER	W-L-S	ERA	G	IP	H	ER
In March/April	0-0-0	2.00	14	18.0	13	4	6-9-0	4.25	46	114.1	93	54
May	1-1-0	6.00	12	15.0	17	10	6-7-1	5.05	45	107.0	123	60
June	0-1-0	4.50	12	10.0	12	5	2-7-1	4.16	64	106.0	105	49
July	0-0-0	0.00	8	8.2	6	0	4-5-3	2.97	63	100.0	84	33
August	1-0-0	3.77	12	14.1	14	6	4-6-0	4.42	71	134.1	154	66
Sept./Oct.	0-3-0	3.65	15	12.1	9	5	5-9-2	4.17	82	114.1	113	53
Before ASB	1-2-0	3.51	43	48.2	47	19	15-26-3	4.49	178	364.2	367	182
After ASB	1-3-0	3.34	30	29.2	24	11	12-17-4	3.84	193	311.1	305	133

WORRELL'S STATISTICAL BREAKDOWN

	2001						CAREER					
	W-L-S	ERA	G	IP	H	ER	W-L-S	ERA	G	IP	H	ER
Season	2-5-0	3.45	73	78.1	71	30	27-43-7	4.19	371	676.0	672	315
Home	1-4-0	2.75	33	36.0	35	11	17-25-3	4.06	189	379.0	363	171
Road	1-1-0	4.04	40	42.1	36	19	10-18-4	4.42	182	297.0	309	144
Day	1-2-0	2.33	25	27.0	25	7	7-10-2	3.86	142	226.0	233	97
Night	1-3-0	4.03	48	51.1	46	23	20-33-5	4.36	229	450.0	439	218
Starter	—	—	—	—	—	—	9-25-0	5.26	49	265.0	298	155
Reliever	2-5-0	3.45	73	78.1	71	30	18-18-7	3.50	322	411.0	374	160

WORRELL'S CAREER FIELDING

Position	PCT.	G	PO	A	E	TC	DP	PB
Pitcher	.928	371	40	76	9	125	4	—

CAREER TRANSACTIONS

- Selected by San Diego in 20th round of June 1989 draft.
- Placed on disabled list April 19, 1994 - Sept. 1, 1995 with right elbow surgery.
- Traded to Detroit with OF Trey Beamon in exchange for P Dan Miceli, P Donne Wall and IF Ryan Balfe, Nov. 19, 1997.
- Traded to Cleveland with OF David Roberts in exchange for OF Geronimo Berroa, June 24, 1998.
- Traded to Oakland in exchange for player to be named later (IF Adam Robinson), July 12, 1998.
- Placed on disabled list July 20 - Aug. 8, 1999 with strained left rib cage.
- Elected free agency Oct. 29, 1999; signed with Baltimore Feb. 24, 2000.
- Released by Baltimore, May 1, 2000; signed by Chicago Cubs, May 8, 2000.
- Traded to San Francisco in exchange for IF Bill Mueller, Nov. 19, 2000.
- Placed on Disabled List July 15-25, 2001 (including rehabilitation assignment to Arizona Rookie League, July 22-25) with tendinitis in right shoulder.

CAREER HIGHS

- **Low-Hit Game:** No complete games
- **Innings Pitched - Starter:** 8.0 (3 times), last: June 15, 1996 at Chicago Cubs (with San Diego)
- **Reliever:** 5.0, Oct. 3, 1993 vs. Chicago Cubs (with San Diego)
- **Most Strikeouts:** 9, July 6, 1996 vs. San Francisco (with San Diego)
- **Winning Streak:** 5, Sept. 29, 1995 - May 19, 1996 (with San Diego)
- **Losing Streak:** 4 games, May 10 - Aug. 26, 1998 (with Detroit, Cleveland and Oakland)

Chad Zerbe

LEFT-HANDED PITCHER



Birthdate: April 27, 1972

2002 Opening Day Age: 29

Birthplace: Findlay, Ohio

Resides: Highland, California

Bats: Left **Throws:** Left **Height:** 6-0 **Weight:** 190

M.L. Service: 138 days

How Obtained: Signed by Giants as free agent, Nov. 26, 1997.

Contract Status: Signed through 2002

CAREER...29-year-old left-hander has spent parts of last 2 seasons with SF...earned Sept. call-up in 2000, completing advance from single-A to Major League level in just 3 years in Giants organization...logged 4 different stints with SF in 2001...has posted 3-0 mark with 4.00 ERA (20er, 45.0ip) in 31 big league games (1 start)...compiled 56-62 record with 4.05 ERA in 235 minor league contests over last 11 seasons...has made 152 career minor league starts...played in independent Western Baseball League for portion of 1997 season before joining Giants system in 1998...was originally selected by Dodgers in 17th round of June, 1991 draft...

2001 SEASON...rookie left-hander spent 4 different tours of duty with SF, becoming reliable middle-to-long reliever...in 27 ML appearances (1 start), notched 3-0 record with 3.92 ERA...logged 17 scoreless outings in 26 relief efforts for Giants, recording 4.50 ERA (17er, 34.0ip) out of 'pen...in

16 appearances at triple-A Fresno (all in relief). was 3-4 with 5 saves and 3.55 ERA (10er, 25.1ip)...recalled from Fresno for 1st SF stint April 20...at time of 1st promotion to SF, was 2nd in PCL with 3 saves...prior to June 12 demotion, made 17 appearances (1 start) with Giants, logging 1-0 record with 3.67 ERA (11.0er, 27.0ip). was unscored upon in 6 of 1st 8 appearances (all in relief)...forged 2.70 ERA over initial 8 outings, allowing just 4 earned runs over 13.1 innings...made 2001 ML debut April 21 and fired 2-1-scoreless frames vs. Milwaukee (2h)...earned 1st career win in 1st career start May 13 vs. Mets, working 5.0 frames in SF's 6-3 triumph (2h,2r,0er,3bb,3so)...was emergency starter, notified minutes before start of game when scheduled starter Shawn Estes was unable to get shoulder loose in bullpen...was recalled from Grizzlies for 2nd time on June 29 following trade of Alan Embree to White Sox...in 1st appearance after recall, earned win with stellar effort in SF's 5-4, comeback victory over St. Louis July 1...relieved starter Mark Gardner with 2 outs in top of 2nd and Giants trailing 4-0, then blanked Cards on 1 hit over next 4.1 frames while posting career-best 5 strikeouts...also contributed run-scoring single (1st career RBI) as part of 5-run, 2nd inning SF uprising...scuffled in 4 appearances out of All-Star Break, yielding 3 earned runs in 3.0 innings prior to July 31 demotion to Fresno...was recalled from Grizzlies briefly Aug. 24 when Shawn Estes was placed on 15-day Disabled List, but returned to Fresno Aug. 27...earned final promotion from Grizzlies Sept. 4 and worked 2.2-scoreless innings (1h) in 3 appearances...worked in 4 games for Bayamon in Puerto Rican Winter League, forging 2.20 ERA...

2000...advanced to both triple-A and Major League levels for 1st time in 2000...had contract purchased from Fresno Sept. 11, marking 1st appearance on Major League roster in 10th professional season...made 4 appearances for Giants, yielding runs in 2 outings (6.0ip,6h,3r)...made ML debut Sept. 18 vs. Reds, tossing perfect 8th frame (1so)...prior to joining ML club, split campaign between Fresno and double-A Shreveport...overall on year, posted 9-4 mark with 3.68 ERA in 26 minor league appearances...his 3.68 ERA ranked 6th in Giants organization...went 7-3 with 4.32 ERA in 17 games (11 starts) for Grizzlies, while going 2-1 with 2.33 ERA in 9 starts for Shreveport...was named Fresno's Player of Month for August...pitched for Grand Canyon club in Arizona Fall League following season...**1999**...split season between single-A Bakersfield and Shreveport...overall, went 8-10 with 3.23 ERA in 28 games (27 starts)...his 3.23 ERA ranked 3rd in Giants organization...started season with Bakersfield, going 7-7 with 3.64 ERA in 21 starts...was named Howe Sportsdata's California League Pitcher of Week for April 19-25, 1999...went 1-3 with 1.96 ERA in 7 games for Shreveport, marking 1st appearance at double-A level...**1998**...spent entire campaign at single-A San Jose after signing with Giants prior to season...went 2-0 with 3.35 ERA and 1 save in 23 relief appearances...**1997**...started season at single-A High Desert after being signed by Arizona May 20...went 1-6 with 7.43 ERA in 9 games (8 starts) for Mavericks...was released by D-backs organization and signed with independent Sonoma County of Western Baseball League...was 4-5 with 5.42 ERA in 14 games (13 starts) for Crushers...tossed 2 complete games...**1996**...played for Dodgers double-A club at San Antonio...went 4-6 with 4.50 ERA and 1 save in 17 games (11 starts)...after spending 6th season in Dodgers organization, was released Dec. 10...**1995**...had winningest professional season, going 11-7 with 4.57 ERA in 28 games (27 starts) for single-A San Bernardino...worked career-high 163.1 innings...**1994**...went 5-5 with 3.39 ERA in 18 starts for Dodgers single-A Vero Beach club...**1993**...split season between LA's single-A affiliates at Bakersfield and Vero Beach...was 0-10 with 5.91 ERA in 14 games (12 starts) for Bakersfield, while going 1-0 with 6.57 ERA in 10 relief appearances at Vero Beach...**1992**...made 15 starts for single-A Great Falls, going 8-3 with 2.14 ERA...**1991**...started pro career with Gulf Coast League Dodgers...went 0-2 with 2.20 ERA in 16 appearances, including 1 start...

A GIANT IN THE COMMUNITY...during 2001 season, helped with clinic for more than 100 participants from Special Olympics...visited Lucille Packard Children's hospital and met with more than 50 critically ill children...participated in Giants Wives' post-game auction and clinic to raise money for Junior Giants and Comfort for Kids, which provides specialized medical care to children throughout Bay Area who are facing life-threatening illness...

PERSONAL...graduated from Gaither (Tampa, FL) High School...attended Hillsborough (FL) Community College...married (Rachael Leon, Nov. 4, 2000)...

WILLIAM CHAD ZERBE

Year	Club	W-L	ERA	G	GS	CG	SH	SV	IP	H	R	ER	HR	HB	BB	SO	WP	BK
1991	GCL-Dodgers	0-2	2.20	16	1	0	0	0	32.2	31	19	8	1	0	15	23	6	3
1992	Great Falls	8-3	2.14	15	15	1	0	0	92.1	75	27	22	2	5	26	70	5	0
1993	Bakersfield	0-10	5.91	14	12	1	0	0	67.0	83	60	44	2	2	47	41	2	2
	Vero Beach	1-0	6.57	10	0	0	0	0	12.1	12	10	9	0	2	13	11	3	1
1994	Vero Beach	5-5	3.39	18	18	1	0	0	98.1	88	50	37	6	2	32	68	6	0
1995	San Bernardino	11-7	4.57	28	27	1	0	0	163.1	168	103	83	15	3	64	94	4	0
1996	San Antonio	4-6	4.50	17	11	1	0	1	86.0	98	52	43	9	2	37	38	4	0
1997	High Desert	1-6	7.43	9	8	0	0	0	36.1	61	49	30	7	1	15	26	1	0
	Sonoma County	4-5	5.42	14	13	2	0	0	89.2	117	70	54	7	3	36	52	1	0
1998	San Jose	2-0	3.35	23	0	0	0	1	37.2	37	16	14	3	3	12	28	1	0
1999	Bakersfield	7-7	3.64	21	21	0	0	0	126.0	124	66	51	4	2	33	81	6	0
	Shreveport	1-3	1.96	7	6	0	0	0	41.1	32	13	9	2	3	10	16	0	1
2000	Shreveport	2-1	2.33	9	9	0	0	0	38.2	37	11	10	1	1	9	34	0	0
	Fresno	7-3	4.32	17	11	0	0	0	81.1	94	46	39	5	5	17	41	1	1
	San Francisco	0-0	4.50	4	0	0	0	0	6.0	6	3	3	1	0	1	5	0	0
2001	Fresno	3-4	3.55	17	0	0	0	5	25.1	28	13	10	2	1	9	17	0	0
	San Francisco	3-0	3.92	27	1	0	0	0	39.0	41	21	17	3	1	10	22	2	0
Minor Totals		56-62	4.05	235	152	7	1	7	1028.1	1085	605	463	66	35	375	640	40	8
M.L. Totals		3-0	4.00	31	1	0	0	0	45.0	47	24	20	4	1	11	27	0	0

ZERBE'S M.L. BATTING

	AVG	G	AB	R	H	2B	3B	HR	RBI	SH	SF	HP	BB	SO	SB	CS	E
2001	.222	27	9	1	2	0	0	0	1	2	0	0	0	1	0	0	1
Career	.222	31	9	1	2	0	0	0	1	2	0	0	0	1	0	0	1

LAST HOME RUN: None

ZERBE VS. 2002 OPPONENTS

	2001						CAREER					
	W-L-S	ERA	G	IP	H	ER	W-L-S	ERA	G	IP	H	ER
vs. Arizona	0-0-0	7.04	7	7.2	9	6	0-0-0	6.17	9	11.2	13	8
Atlanta	---	---	---	---	---	---	---	---	---	---	---	---
Chicago	0-0-0	5.40	2	1.2	1	1	0-0-0	5.40	2	1.2	1	1
Cincinnati	0-0-0	3.00	1	3.0	4	1	0-0-0	2.25	2	4.0	4	1
Colorado	0-0-0	15.43	4	2.1	8	4	0-0-0	15.43	4	2.1	8	4
Florida	---	---	---	---	---	---	---	---	---	---	---	---
Houston	0-0-0	0.00	1	1.0	0	0	0-0-0	0.00	1	1.0	0	0
Los Angeles	0-0-0	0.00	1	1.0	0	0	0-0-0	4.50	2	2.0	2	1
Milwaukee	1-0-0	6.23	3	4.1	4	3	1-0-0	6.23	3	4.1	4	3
Montreal	0-0-0	0.00	1	1.0	0	0	0-0-0	0.00	1	1.0	0	0
New York	1-0-0	0.00	1	5.0	2	0	1-0-0	0.00	1	5.0	2	0
Philadelphia	0-0-0	4.15	2	4.1	7	2	0-0-0	4.15	2	4.1	7	2
Pittsburgh	0-0-0	0.00	1	1.0	0	0	0-0-0	0.00	1	1.0	0	0
St. Louis	1-0-0	0.00	1	4.1	1	0	1-0-0	0.00	1	4.1	1	0
San Diego	0-0-0	0.00	1	2.1	4	0	0-0-0	0.00	1	2.1	4	0
San Francisco	---	---	---	---	---	---	---	---	---	---	---	---
Baltimore	---	---	---	---	---	---	---	---	---	---	---	---
New York (AL)	---	---	---	---	---	---	---	---	---	---	---	---
Oakland	---	---	---	---	---	---	---	---	---	---	---	---
Tampa Bay	---	---	---	---	---	---	---	---	---	---	---	---
Toronto	---	---	---	---	---	---	---	---	---	---	---	---
Interleague	0-0-0	---	1	---	1	0	0-0-0	---	1	---	1	0

ZERBE'S CAREER IN BALLPARKS

	W-L-S	ERA	G	IP	H	ER		W-L-S	ERA	G	IP	H	ER
at Bank One	0-0-0	20.25	2	1.1	3	3	at Veterans	0-0-0	4.15	2	4.1	7	2
Turner	---	---	---	---	---	---	PNC	0-0-0	0.00	1	1.0	0	0
Wrigley	---	---	---	---	---	---	Busch	---	---	---	---	---	---
Cinergy	---	---	---	---	---	---	Qualcomm	---	---	---	---	---	---
Coors	0-0-0	27.00	3	1.1	8	4	Pacific Bell	3-0-0	2.50	21	36.0	26	10
Pro Player	---	---	---	---	---	---	Camden	---	---	---	---	---	---
Enron	---	---	---	---	---	---	Yankee	---	---	---	---	---	---
Dodger	0-0-0	9.00	1	1.0	2	1	Net. Assoc.	---	---	---	---	---	
Miller	---	---	---	---	---	---	Tropicana	---	---	---	---	---	---
Olympic	---	---	---	---	---	---	SkyDome	---	---	---	---	---	---
Shea	---	---	---	---	---	---		---	---	---	---	---	---

ZERBE BY MONTH

	2001						CAREER					
	W-L-S	ERA	G	IP	H	ER	W-L-S	ERA	G	IP	H	ER
In March/April	0-0-0	2.57	4	7.0	7	2	0-0-0	2.57	4	7.0	7	2
May	1-0-0	2.76	9	16.1	14	5	1-0-0	2.76	9	16.1	14	5
June	0-0-0	9.82	4	3.2	12	4	0-0-0	9.82	4	3.2	12	4
July	2-0-0	5.79	7	9.1	7	6	2-0-0	5.79	7	9.1	7	6
August	---	---	---	---	---	---	---	---	---	---	---	---
Sept./Oct.	0-0-0	0.00	3	2.2	1	0	0-0-0	3.11	7	8.2	7	3
Before ASB	3-0-0	3.78	20	33.1	36	14	3-0-0	3.78	20	33.1	36	14
After ASB	0-0-0	4.76	7	5.2	5	3	0-0-0	4.63	11	11.2	11	6

ZERBE'S STATISTICAL BREAKDOWN

	2001						CAREER					
	W-L-S	ERA	G	IP	H	ER	W-L-S	ERA	G	IP	H	ER
Season	3-0-0	3.92	27	39.0	41	17	3-0-0	4.00	31	45.0	47	20
Home	3-0-0	2.32	18	31.0	22	8	3-0-0	2.50	21	36.0	26	10
Road	0-0-0	10.13	9	8.0	19	9	0-0-0	10.00	10	9.0	21	10
Day	2-0-0	4.10	14	26.1	28	12	2-0-0	3.81	15	28.1	29	12
Night	1-0-0	3.55	13	12.2	13	5	1-0-0	4.32	16	16.2	18	8
Starter	1-0-0	0.00	1	5.0	2	0	1-0-0	0.00	1	5.0	2	0
Reliever	2-0-0	4.50	26	34.0	39	17	2-0-0	4.50	30	40.0	45	20

ZERBE'S CAREER FIELDING

Position	PCT.	G	PO	A	E	TC	DP	PB
Pitcher	.909	31	2	8	1	11	2	—

CAREER TRANSACTIONS

- Selected by Los Angeles in 17th round of June 1991 draft.
- Released by Los Angeles, Dec. 10, 1996.
- Signed as free agent by Arizona, May 20, 1997.
- Signed by Independent Sonoma County, 1997.
- Signed as free agent by San Francisco, Nov. 26, 1997.
- Granted free agency, Oct. 16, 1998. Re-signed by San Francisco, March 4, 1999.

CAREER HIGHS

- **Low-Hit Game:** No complete games
- **Innings Pitched - Starter:** 5.0, May 13, 2001 vs. New York
- **Innings Pitched - Reliever:** 4.1, July 1, 2001 vs. St. Louis
- **Most Strikeouts:** 5, July 1, 2001 vs. St. Louis
- **Winning Streak:** 3, May 13-July 6, 2001
- **Losing Streak:** No losses

Tony Zuniga

INFIELDER



Zuniga

Birthdate: January 13, 1975

2002 Opening Day Age: 27

Birthplace: Orange, California

Resides: Anaheim, California

Bats: Right **Throws:** Right **Height:** 6-0 **Weight:** 206

M.L. Service: None

How Obtained: Giants #11 selection in June 1996 draft.

Contract Status: Non-roster invitee

CAREER...7th year professional comes to big league camp as non-roster invitee following break-out power campaign in 2001...clubbed career-high 26 home runs to tie for most among all Giants farmhands...owns lifetime .257 average with 64 HRs and 328 RBI in 663 minor league contests...

2001 SEASON...enjoyed banner year in initial triple-A campaign, establishing career highs in batting average (.271), home runs (26) and RBI (74) in 123 games as Fresno's starting 3B...HR total led Grizzlies and tied for most in organization, while RBI total was 6th...struggled in season's opening month, hitting just .250 (7-for-28) with HR and 2 RBI in 12 April games, but then hit at .273 clip (75-for-275) with 19 HRs and 58 RBI in 81 games between May-July...earned Howe Sportsdata Player of Week honors for May 28-June 3...named organizational Player of Month for July after hitting .284 (27-for-95) with 7 HRs and 21 RBI in 26 games...played for Mexicali in Mexican Winter League following season, clubbing 13 HRs in 238 at-bats...

2000...spent 1st year at double-A level, playing 125 games for Shreveport (116 at 3B)...led club with then career-high 17 HRs and 41 extra-base hits...ranked 2nd on team with 23 2Bs and 62 RBI...struck out only 50 times in 407 at-bats while drawing 49 walks...played in 2 post-season games, going 1-for-6 (.167)...**1999**...spent 3rd straight year with single-A San Jose, hitting .270 with 10 HRs and 66 RBI, 4th-best total on club...tied for club lead with 33 2Bs while ranking 3rd with 46 extra-base hits...named Howe Sportsdata Player of Week for Aug. 2-8...played in all 13 of Giants' post-season contests, hitting .175 (7-for-40) with 2 2Bs and RBI...**1998**...hit .244 with 8 HRs and 59 RBI in 113 games for San Jose...also rapped out 20 2Bs and 4 3Bs...made switch from 2B to 3B, playing 104 contests at position...played in 9 playoff contests, hitting .233 (7-for-30) with 2 2Bs and 5 RBI, 2nd-best mark on club...**1997**...played in 97 games for San Jose in 1st stint at single-A...struggled offensively, hitting career-low .183 with just 10 2Bs, 1 HR and 32 RBI...**1996**...made Northwest League post-season All-Star squad as 2B following 1st professional season with Bellingham...led club with .299 batting average while collecting 11 2Bs, 2 HRs and 35 RBI in 69 games...

PERSONAL...graduated from Saddleback (Santa Ana, CA) High School...attended Rancho Santiago (CA) Junior College...single...

JOSE ANTONIO ZUNIGA

Year	Club	AVG	G	AB	R	H	2B	3B	HR	RBI	SH	SF	HP	BB	SO	SB	CS	E
1996	Bellingham	.299	69	264	36	79	11	1	2	35	4	2	0	34	47	0	5	9
1997	San Jose	.183	97	289	24	53	10	0	1	32	6	2	11	33	48	3	3	13
1998	San Jose	.244	113	397	52	97	20	4	8	59	0	3	5	39	64	1	2	16
1999	San Jose	.270	136	533	82	144	33	3	10	66	3	4	13	65	89	9	4	30
2000	Shreveport	.260	125	407	54	106	24	0	17	62	3	4	3	49	50	3	4	23
2001	Fresno	.271	123	413	77	112	16	1	26	74	0	3	6	55	83	6	1	17
Minor Totals		.257	663	2303	325	591	114	9	64	328	16	18	38	275	381	22	19	108

CAREER TRANSACTIONS

- Selected by Giants in 11th round of June 1996 draft. Signed by Rick Ragazzo.

2002 San Francisco Giants 40-Man Roster

(as of Feb. 5, 2002)

MANAGER: Dusty Baker (12)
COACHES: Gene Clines (20), Sonny Jackson (16), Juan Lopez (59),
 Joe Lefebvre (18), Dave Righetti (19), Ron Wotus (10)
STAFF: Carlos Alfonso (17)

NO	PITCHERS (17)	B-T	HT	WT	BORN	BIRTHPLACE	RESIDENCE
32	Ainsworth, Kurt	R-R	6-3	192	9-9-78	Baton Rouge, LA	Baton Rouge, LA
64	Aybar, Manny	R-R	6-1	177	5-14-72	Bani, DR	Tampa, FL
40	Christiansen, Jason	R-L	6-5	241	9-21-69	Omaha, NE	Omaha, NE
53	Diaz, Felix	R-R	6-1	177	7-27-80	Las Matas de Farfan, DR	Las Matas de Farfan, DR
38	Fultz, Aaron	L-L	6-0	200	9-4-73	Memphis, TN	Fayette, AL
61	Hernandez, Livan	R-R	6-2	240	2-20-75	Villa Clara, Cuba	Miami Beach, FL
15	Jensen, Ryan	R-R	6-0	205	9-17-75	Salt Lake City, UT	West Valley, UT
36	Nathan, Joe	R-R	6-4	201	11-22-74	Houston, TX	Chandler, AZ
31	Nen, Robb	R-R	6-5	222	11-28-69	San Pedro, CA	Coto de Caza, CA
48	Ortiz, Russ	R-R	6-1	208	6-5-74	Encino, CA	Gilbert, AZ
47	Rodriguez, Felix	R-R	6-1	198	12-5-72	Montecristi, DR	Hermana Mirabal, DR
46	Rueter, Kirk	L-L	6-3	212	12-1-70	Centralia, IL	Nashville, IL
29	Schmidt, Jason	R-R	6-5	205	1-29-73	Lewiston, ID	Longview, WA
52	Urban, Jeff	R-L	6-7	219	1-25-77	Anderson, IN	Alexandria, IN
26	Witasick, Jay	R-R	6-4	235	8-28-72	Baltimore, MD	Baltimore, MD
45	Worrell, Tim	R-R	6-4	230	7-5-67	Pasadena, CA	Glendale, AZ
41	Zerbe, Chad	L-L	6-0	200	4-27-72	Findlay, OH	Highland, CA
NO	CATCHERS (3)	B-T	HT	WT	BORN	BIRTHPLACE	RESIDENCE
13	Guzman, Edwards	L-R	5-11	204	9-11-76	Bayamon, PR	Naranjito, PR
33	Santiago, Benito	R-R	6-1	200	3-9-65	Ponce, PR	Pembroke Pines, FL
9	Torrealba, Yorvit	R-R	5-11	180	7-19-78	Caracas, VZ	Guarenas-Miranda, VZ
NO	INFIELDBERS (11)	B-T	HT	WT	BORN	BIRTHPLACE	RESIDENCE
35	Aurilia, Rich	R-R	6-1	185	9-2-71	Brooklyn, NY	Scottsdale, AZ
28	Bell, David	R-R	5-10	195	9-14-72	Cincinnati, OH	Seattle, WA
68	Castro, Nelson	R-R	5-10	202	6-4-76	Montecristi, DR	Monti Cristi, DR
51	Escalona, Felix	R-R	6-0	196	3-12-79	Puerto Cabello, VZ	Cabello Edo, VZ
39	Feliz, Pedro	R-R	6-1	205	4-27-77	Azua, DR	Azua, DR
21	Kent, Jeff	R-R	6-1	220	3-7-68	Bellflower, CA	Foster City, CA
34	Martinez, Ramon E.	R-R	6-1	183	10-10-72	Philadelphia, PA	Toa Alta, PR
37	Minor, Damon	L-L	6-7	230	1-5-74	Canton, OH	Edmond, OK
1	Ransom, Cody	R-R	6-2	196	2-17-76	Mesa, AZ	Chandler, AZ
50	Santos, Deivis	L-L	6-1	175	2-9-80	Santo Domingo, DR	Santo Domingo, DR
6	Snow, J.T.	L-L	6-2	209	2-26-68	Long Beach, CA	San Mateo, CA

DIRECTOR OF TRAVEL: Reggie Younger, Jr.
TRAINERS: Stan Conte, Barney Nugent, David Groeschner
EQUIPMENT MANAGER: Mike Murphy

2001 CLUB	W-L	ERA	G	GS	CG	SV	IP	H	R	ER	BB	SO	ML-S
Fresno	10-9	5.07	27	26	0	0	149.0	139	91	84	54	157	
SAN FRANCISCO	0-0	13.50	2	0	0	0	2.0	3	3	3	2	3	0-030
CHICAGO (NL)	2-1	6.35	17	1	0	0	22.2	28	19	16	17	16	
Iowa	1-2	5.02	8	7	1	0	43.0	42	26	24	16	32	
Durham	1-3	5.68	11	3	0	0	31.2	40	25	20	9	29	3-066
Memphis	0-0	2.25	7	1	0	0	8.0	9	2	2	0	9	
ST. LOUIS	1-1	4.66	30	0	0	3	19.1	15	10	10	10	19	
SAN FRANCISCO	1-0	1.59	25	0	0	0	17.0	14	3	3	5	12	6-110
Hagerstown	1-4	3.66	15	12	0	0	51.2	49	27	21	16	56	0-000
SAN FRANCISCO	3-1	4.56	66	0	0	1	71.0	70	40	36	21	67	2-000
SAN FRANCISCO	13-15	5.24	34	34	2	0	226.2	266	143	132	85	138	4-097
Fresno	11-2	3.48	20	17	1	0	106.0	97	43	41	34	95	
SAN FRANCISCO	1-2	4.25	10	7	0	0	42.1	44	21	20	25	26	0-063
Fresno	0-5	7.77	10	10	0	0	46.1	63	47	40	33	21	
Shreveport	3-6	6.93	21	7	0	0	62.1	73	49	48	37	33	1-093
SAN FRANCISCO	4-5	3.01	79	0	0	45	77.2	58	28	26	22	93	9-000
SAN FRANCISCO	17-9	3.29	33	33	1	0	218.2	187	90	80	91	169	3-125
SAN FRANCISCO	9-1	1.68	80	0	0	0	80.1	53	16	15	27	91	5-000
SAN FRANCISCO	14-12	4.42	34	34	0	0	195.1	213	105	96	66	83	7-124
Altoona	0-1	0.96	3	3	0	0	9.1	7	1	1	1	17	
Nashville	1-0	0.00	1	1	0	0	7.0	4	0	0	0	6	
PITTSBURGH	6-6	4.61	14	14	1	0	84.0	81	46	43	28	77	
SAN FRANCISCO	7-1	3.39	11	11	0	0	66.1	57	29	25	33	65	6-063
Shreveport	7-11	3.91	27	27	0	0	156.2	178	85	68	32	117	0-000
SAN DIEGO	5-2	1.86	31	0	0	1	38.2	31	14	8	15	53	
NEW YORK (AL)	3-0	4.69	32	0	0	0	40.1	47	27	21	18	53	4-011
SAN FRANCISCO	2-5	3.45	73	0	0	0	78.1	71	33	30	33	63	
ARL - Giants	0-0	0.00	1	1	0	0	3.0	1	0	0	1	2	8-087
Fresno	3-4	3.55	17	0	0	5	25.1	28	13	10	9	17	
SAN FRANCISCO	3-0	3.92	27	1	0	0	39.0	41	21	17	10	22	0-138
2001 CLUB	AVG	G	AB	R	H	2B	3B	HR	RBI	BB	SO	SB	ML-S
Fresno	.361	18	72	13	26	3	2	0	11	4	3	0	
SAN FRANCISCO	.243	61	115	8	28	6	0	3	7	5	16	0	1-022
SAN FRANCISCO	.262	133	477	39	125	25	4	6	45	23	78	5	15-022
Fresno	.274	115	394	56	108	23	3	8	36	19	65	2	
SAN FRANCISCO	.500	3	4	0	2	0	1	0	2	0	0	0	0-030
2001 CLUB	AVG	G	AB	R	H	2B	3B	HR	RBI	BB	SO	SB	ML-S
SAN FRANCISCO	.324	156	636	114	206	37	5	37	97	47	83	1	6-027
SEATTLE	.260	135	470	62	122	28	0	15	64	28	59	2	6-048
Fresno	.130	6	23	3	3	1	0	0	1	1	5	0	
Shreveport	.296	122	479	76	142	27	6	11	60	42	122	38	0-000
Lexington	.289	130	536	92	155	42	2	16	64	30	85	46	0-000
SAN FRANCISCO	.227	94	220	23	50	9	1	7	22	10	50	2	1-031
SAN FRANCISCO	.298	159	607	84	181	49	6	22	106	65	96	7	10-000
SAN FRANCISCO	.253	128	391	48	99	18	3	5	37	38	52	1	3-017
Fresno	.308	112	406	74	125	22	3	24	71	44	83	1	
SAN FRANCISCO	.156	19	45	3	7	1	0	0	3	3	8	0	0-090
Fresno	.241	134	469	77	113	21	6	23	78	44	137	17	
SAN FRANCISCO	.000	9	7	1	0	0	0	0	0	0	5	0	0-030
Hagerstown	.290	131	520	64	151	27	3	12	80	25	91	16	0-000
SAN FRANCISCO	.246	101	285	43	70	12	1	8	34	55	81	0	
Fresno	.000	4	12	1	0	0	0	0	0	2	7	0	8-121

2002 San Francisco Giants 40-Man Roster

(continued)

NO	OUTFIELDERS (9)	B-T	HT	WT	BORN	BIRTHPLACE	RESIDENCE
7	Benard, Marvin	L-L	5-9	191	1-20-70	Bluefields, NIC	Richland, WA
25	Bonds, Barry	L-L	6-2	228	7-24-64	Riverside, CA	Los Altos Hills, CA
23	Dunston, Shawon	R-R	6-1	180	3-21-63	Brooklyn, NY	Fremont, CA
56	McDowell, Arturo	L-L	6-1	175	9-7-79	Jackson, MS	Jackson, MS
8	Murray, Calvin	R-R	5-11	184	7-30-71	Dallas, TX	Spring, TX
14	Sanders, Reggie	R-R	6-1	205	12-1-67	Florence, SC	Phoenix, AZ
5	Shinjo, Tsuyoshi	R-R	6-1	185	1-28-72	Fukuoka, Japan	Ashiya City, Japan
49	Torcato, Tony	L-R	6-1	195	10-25-79	Woodland, CA	Woodland, CA
24	Valderrama, Carlos	R-R	6-3	186	11-30-77	Lagunilla, Zulia, VZ	Lagunilla, Zulia, VZ

2002 SAN FRANCISCO GIANTS NON-ROSTER INVITEES

NO	PITCHERS (5)	B-T	HT	WT	BORN	BIRTHPLACE	RESIDENCE
71	Anderson, Luke	R-R	6-5	210	4-9-78	Carson City, NV	Las Vegas, NV
57	Lara, Nelson	R-R	6-4	185	7-15-78	Santo Domingo, DR	Santo Domingo, DR

58	Rigueiro, Rafael	R-R	6-6	200	3-20-77	Riverside, CA	Riverside, CA
70	Threets, Erick	L-L	6-5	220	11-4-81	Hayward, CA	Livermore, CA

60	Verplancke, Jeff	R-R	6-3	200	11-18-77	Pomona, CA	Ontario, CA
----	------------------	-----	-----	-----	----------	------------	-------------

NO	CATCHERS (4)	B-T	HT	WT	BORN	BIRTHPLACE	RESIDENCE
67	Lunsford, Trey	R-R	6-1	195	5-25-79	Odessa, TX	South Haven, MS
62	Luther, Ryan	R-R	6-0	185	1-21-77	Dunedin, FL	North Bend, WA
55	Pena, Angel	R-R	5-10	228	2-16-75	San Pedro de Macoris, DR	San Pedro de Macoris, DR
22	Servais, Scott	R-R	6-2	210	6-4-67	LaCrosse, WI	Castle Rock, CO

NO	INFELDERS (4)	B-T	HT	WT	BORN	BIRTHPLACE	RESIDENCE
63	Luster, Jeremy	B-R	6-4	225	6-10-77	Atlanta, GA	Canton, GA
2	Melo, Juan	B-R	6-3	206	11-10-76	Bani, DR	Bani, DR
65	Niekro, Lance	R-R	6-3	210	1-29-79	Winter Haven, FL	Lakeland, FL
66	Zuniga, Tony	R-R	6-0	206	1-13-75	Orange, CA	Anaheim, CA

Numerical Roster

1 ... Ransom, Cody	IF	20 ... Clines, Gene	CCH
2 ... Melo, Juan	IF-NR	21 ... Kent, Jeff	IF
5 ... Shinjo, Tsuyoshi	OF	22 ... Servais, Scott	C-NR
6 ... Snow, J.T.	IF	23 ... Dunston, Shawon	OF
7 ... Benard, Marvin	OF	25 ... Bonds, Barry	OF
8 ... Murray, Calvin	OF	26 ... Witasick, Jay	RHP
9 ... Torrealba, Yorvit	C	28 ... Bell, David	IF
10 ... Wotus, Ron	CCH	29 ... Schmidt, Jason	RHP
12 ... Baker, Dusty	MGR	31 ... Nen, Robb	RHP
13 ... Guzman, Edwards	C	32 ... Ainsworth, Kurt	RHP
14 ... Sanders, Reggie	OF	33 ... Santiago, Benito	C
15 ... Jensen, Ryan	RHP	34 ... Martinez, Ramon	IF
16 ... Jackson, Sonny	CCH	35 ... Aurilia, Rich	IF
17 ... Alfonso, Carlos	STAFF	36 ... Nathan, Joe	RHP
18 ... Lefebvre, Joe	CCH	37 ... Minor, Damon	IF
19 ... Fighetti, Dave	CCH	38 ... Fultz, Aaron	LHP

2001 CLUB	AVG	G	AB	R	H	2B	3B	HR	RBI	BB	SO	SB	ML-S
SAN FRANCISCO	.265	129	392	70	104	19	2	15	44	29	66	10	6-016
SAN FRANCISCO	.328	153	476	129	156	32	2	73	137	177	93	13	15-129
SAN FRANCISCO	.280	88	186	26	52	10	3	9	25	2	32	3	16-093
San Jose	.242	118	425	57	103	12	11	1	31	46	132	25	0-000
SAN FRANCISCO	.245	106	326	54	80	14	2	6	25	32	57	8	
Fresno	.261	35	138	17	36	6	1	4	12	12	33	3	2-008
Tucson	.333	2	6	0	2	1	0	0	1	2	0	1	
ARIZONA	.263	126	441	84	116	21	3	33	90	46	126	14	10-046
NEW YORK (NL)	.268	118	400	46	107	23	1	10	56	25	70	4	
Brooklyn	.286	2	7	0	2	0	0	0	1	1	2	0	1-000
San Jose	.341	67	258	38	88	21	2	2	47	17	40	9	
Shreveport	.293	36	147	13	43	9	1	1	23	9	15	0	
Fresno	.320	35	150	20	48	8	1	2	8	2	28	0	0-000
Shreveport	.308	41	159	29	49	12	2	1	8	18	29	11	0-000

2001 CLUB	W-L	ERA	G	GS	CG	SV	IP	H	R	ER	BB	SO	ML-S
San Jose	2-2	2.59	59	0	0	30	66.0	56	22	19	13	76	0-000
Sarasota	1-3	10.50	27	0	0	1	30.0	40	40	35	28	29	
GCL Reds	0-0	2.16	4	1	0	0	8.1	2	2	2	4	9	
Mudville	0-0	16.88	2	0	0	0	2.2	4	5	5	7	0	0-000
Hagerstown	5-3	3.19	26	14	0	0	96.0	77	37	34	35	104	0-000
San Jose	0-10	4.25	14	14	0	0	59.1	49	34	28	40	60	
Hagerstown	2-0	0.75	12	0	0	1	24.0	13	3	2	9	32	0-000
Shreveport	1-8	4.44	43	0	0	22	48.2	50	27	24	20	46	
Fresno	2-1	2.92	8	0	0	1	12.1	9	4	4	6	13	0-000

2001 CLUB	AVG	G	AB	R	H	2B	3B	HR	RBI	BB	SO	SB	ML-S
Hagerstown	.237	114	396	53	94	19	0	5	50	45	89	10	0-000
Shreveport	.280	127	453	54	127	26	2	4	42	32	78	6	0-000
LOS ANGELES	.204	22	54	3	11	1	0	1	2	1	17	0	
Las Vegas	.313	53	198	39	62	8	2	16	41	18	52	1	0-100
New Orleans	.338	44	148	22	50	10	1	6	31	12	21	0	
HOUSTON	.375	11	16	1	6	0	0	0	0	2	3	0	10-016

2001 CLUB	AVG	G	AB	R	H	2B	3B	HR	RBI	BB	SO	SB	ML-S
Shreveport	.273	130	506	54	138	33	2	4	76	33	94	6	0-000
Fresno	.312	100	375	46	117	22	4	9	55	19	64	9	0-031
San Jose	.288	42	163	18	47	11	0	3	34	4	14	4	0-000
Fresno	.271	123	413	77	112	16	1	26	74	55	83	6	0-000


39 ... Feliz, Pedro	IF
40 ... Christiansen, Jason	LHP
41 ... Zerbe, Chad	LHP
45 ... Worrell, Tim	RHP
46 ... Rueter, Kirk	LHP
47 ... Rodriguez, Felix	RHP
48 ... Oritz, Russ	RHP
49 ... Torcato, Tony	OF
50 ... Santos, Deivis	IF
51 ... Escalona, Felix	IF
52 ... Urban, Jeff	LHP
53 ... Diaz, Felix	RHP
54 ... Valderrama, Carlos	OF
55 ... Pena, Angel	C-NR
56 ... McDowell, Arturo	OF
57 ... Lara, Nelson	RHP-NR

58 ... Rigueiro, Rafael	RHP-NR
59 ... Lopez, Juan	CCH
60 ... Verplancke, Jeff	RHP-NR
61 ... Hernandez, Livan	RHP
62 ... Luther, Ryan	C-NR
63 ... Luster, Jeremy	IF-NR
64 ... Aybar, Manny	RHP
65 ... Niekro, Lance	IF-NR
66 ... Zuniga, Tony	IF-NR
67 ... Lunsford, Trey	C-NR
68 ... Castro, Nelson	IF
70 ... Threets, Erick	LHP-NR
71 ... Anderson, Luke	RHP-NR

Milestones in Reach

Dusty Baker	55 wins for 800
	78 wins for 2nd place on franchise list (Terry, 823)
	90 games for 2nd place on franchise list (Terry, 1,484)
	106 games for 1,500
Rich Aurilia	2 home runs for 100
	129 games for 500
Marvin Benard	21 stolen bases for 100
Barry Bonds	(see chart on page 75)
Jason Christensen	46 games for 400
Shawon Dunston	1 home run for 150
	58 games for 1,800
	220 at-bats for 6,000
Livan Hernandez	23 starts for 100 as Giant
Jeff Kent	5 home runs for 10th place on SF list (Mitchell, 143)
	12 home runs for 150 as Giant
	19 home runs for 9th place on SF list (Hart, 157)
	21 doubles for 6th place on SF list (Cepeda, 226)
	25 home runs for 8th place on SF list/10th place on franchise list (J.Clark, 163)
	33 doubles for 4th place on SF list (Thompson, 238)
	34 home runs for 250
	43 doubles for 10th place on franchise list (Tiernan, 248)
	44 doubles for 3rd place on SF list (W. Clark, 249)
	66 runs for 10th place on SF list (Evans, 534)
	91 hits for 1,500
	101 RBI for 1,000
	150 games for 1,500
174 hits for 1,000 as Giant	
Robb Nen	3 games for 300 as Giant
	23 saves for 15th on all-time list (Roberto Hernandez, 294)
	25 games for 600
	29 saves for 300 (would become 15th player all-time)
	32 saves for 13th on all-time list (Doug Jones, 303)
	33 saves for 12th on all-time list (Jeff Montgomery, 304)
	36 saves for 1st place on franchise list (Beck, 199)
	37 saves for 200 as Giant
	39 saves for 11th place on all-time list (Rich Gossage, 310)
	40 saves for 10th place on all-time list (Tom Henke, 311)
43 saves for 9th place on all-time list (Trevor Hoffman, 314)	
58.2 innings for 700.0	
Russ Ortiz	7 wins for 60
Felix Rodriguez	17 games for 300
Kirk Rueter	2 wins for 8th on SF list (Blue, 72)
	3 wins for 6th on SF list (Bolin and Lavelle, 73)
	5 wins for 100
	19 wins for 5th on SF list (Sanford, 89)
	25 starts for 250
34 starts for 200 as Giant	
Reggie Sanders	5 home runs for 200
	70 RBI for 700
	82 runs for 800
Benito Santiago	16 home runs for 200
	33 RBI for 800
	61 hits for 1,500 as National Leaguer
	111 games for 1,800
Jason Schmidt	50.1 innings for 1,000
J.T. Snow	6 home runs for 100 as Giant
	8 hits for 1,100
	31 RBI for 700
Tim Worrell	29 games for 400

REVIEW 2001



BARRY BONDS broke the single-season home run record with 73 in 2001 en route to an unprecedented 4th MVP award.

2001 Major League Standings

LAST 10												
A.L. EAST	WON	LOST	PCT.	GB	GAMES	STREAK	HOME	ROAD	vs EAST	vs CENT	vs WEST	vs N.L.
NEW YORK	95	65	.594	-	6-4	WON 1	51-28	44-37	50-24	23-13	12-20	10-8
BOSTON	82	79	.509	13.5	6-4	WON 5	41-40	41-39	41-34	16-20	15-17	10-8
TORONTO	80	82	.494	16.0	6-4	LOST 1	40-42	40-40	37-39	19-13	16-20	8-10
BALTIMORE	63	98	.391	32.5	3-7	LOST 5	30-50	33-48	31-44	16-16	10-26	6-12
TAMPA BAY	62	100	.383	34.0	7-3	LOST 1	37-44	25-56	29-47	13-19	10-26	10-8

LAST 10												
A.L. CENTRAL	WON	LOST	PCT.	GB	GAMES	STREAK	HOME	ROAD	vs EAST	vs CENT	vs WEST	vs N.L.
CLEVELAND	91	71	.562	-	4-6	WON 1	44-36	47-35	22-14	47-29	15-17	7-11
MINNESOTA	85	77	.525	6.0	5-5	WON 2	47-34	38-43	13-19	47-29	16-20	9-9
CHICAGO	83	79	.512	8.0	4-6	LOST 2	46-35	37-44	16-16	42-34	13-23	12-6
DETROIT	66	96	.407	25.0	4-6	LOST 1	37-44	29-52	17-19	24-52	15-17	10-8
KANSAS CITY	65	97	.401	26.0	6-4	WON 1	35-46	30-51	13-19	30-46	14-22	8-10

LAST 10												
A.L. WEST	WON	LOST	PCT.	GB	GAMES	STREAK	HOME	ROAD	vs EAST	vs CENT	vs WEST	vs N.L.
SEATTLE	116	46	.716	-	8-2	LOST 1	57-24	59-22	33-12	31-10	40-18	12-6
OAKLAND	102	60	.630	14.0	8-2	WON 6	53-28	49-32	31-14	27-14	32-26	12-6
ANAHEIM	75	87	.463	41.0	1-9	LOST 7	39-42	36-45	24-17	24-21	17-41	10-8
TEXAS	73	89	.451	43.0	3-7	WON 1	41-41	32-48	21-20	17-28	27-31	8-10

LAST 10												
N.L. EAST	WON	LOST	PCT.	GB	GAMES	STREAK	HOME	ROAD	vs EAST	vs CENT	vs WEST	vs A.L.
ATLANTA	88	74	.543	-	6-4	LOST 1	40-41	48-33	42-34	22-14	15-17	9-9
PHILADELPHIA	86	76	.531	2.0	5-5	WON 3	47-34	39-42	41-35	19-17	19-13	7-11
NEW YORK	82	80	.506	6.0	4-6	LOST 1	44-37	38-43	43-33	15-21	14-18	10-8
FLORIDA	76	86	.469	12.0	6-4	WON 1	46-34	30-52	34-42	19-17	11-21	12-6
MONTREAL	68	94	.420	20.0	4-6	WON 1	34-47	34-47	30-46	14-22	16-16	8-10

LAST 10												
N.L. CENTRAL	WON	LOST	PCT.	GB	GAMES	STREAK	HOME	ROAD	vs EAST	vs CENT	vs WEST	vs A.L.
HOUSTON	93	69	.574	-	3-7	WON 1	44-37	49-32	18-12	50-34	16-17	9-6
ST. LOUIS	93	69	.574	-	7-3	LOST 1	54-28	39-41	19-11	49-35	17-16	8-7
CHICAGO	88	74	.543	5.0	6-4	LOST 1	48-33	40-41	16-14	48-36	15-18	9-6
MILWAUKEE	68	94	.420	25.0	3-7	WON 2	36-45	32-49	15-15	37-47	11-22	5-10
CINCINNATI	66	96	.407	27.0	4-6	LOST 5	27-54	39-42	16-14	32-52	14-19	4-11
PITTSBURGH	62	100	.383	31.0	4-6	WON 1	38-43	24-57	7-23	36-48	11-22	8-7

LAST 10												
N.L. WEST	WON	LOST	PCT.	GB	GAMES	STREAK	HOME	ROAD	vs EAST	vs CENT	vs WEST	vs A.L.
ARIZONA	92	70	.568	-	7-3	LOST 2	48-33	44-37	18-14	22-17	45-31	7-8
SAN FRANCISCO	90	72	.556	2.0	7-3	WON 1	49-32	41-40	18-14	21-18	41-35	10-5
LOS ANGELES	86	76	.531	6.0	5-5	LOST 1	44-37	42-39	17-15	23-16	40-36	6-9
SAN DIEGO	79	83	.488	13.0	3-7	LOST 1	35-46	44-37	17-15	24-15	32-44	6-9
COLORADO	73	89	.451	19.0	6-4	WON 1	41-40	32-49	15-17	24-18	32-44	2-10

AMERICAN LEAGUE DIVISION WINNERS				
TEAM	WINS	LOSSES	PCT.	GB
NEW YORK	95	65	.594	-
CLEVELAND	91	71	.562	-
SEATTLE	116	46	.716	-

AMERICAN LEAGUE WILD CARD				
TEAM	WINS	LOSSES	PCT.	GB
OAKLAND	102	60	.630	-

NATIONAL LEAGUE DIVISION WINNERS				
TEAM	WINS	LOSSES	PCT.	GB
ATLANTA	88	74	.543	-
HOUSTON*	93	69	.574	-
ARIZONA	92	70	.568	-

NATIONAL LEAGUE WILD CARD				
TEAM	WINS	LOSSES	PCT.	GB
ST. LOUIS	93	69	.574	-
SAN FRANCISCO	90	72	.556	3.0
CHICAGO	88	74	.543	5.0
LOS ANGELES	86	76	.531	7.0
PHILADELPHIA	86	76	.531	7.0

* Houston and St. Louis tied for the N.L. Central title, but the Astros won the division based on their 9-7 head-to-head record with the Cardinals.

2001 National League Team Statistics

2001 NATIONAL LEAGUE CLUB BATTING

CLUB	AVG	G	AB	R	OR	H	TB	2B	3B	HR	GS	RBI	SH	SF	HP	BB	IBB	SO	SB	CS	GI				
																					DP	LOB	SHO	SLG	OBP
COLORADO	.292	162	5690	923	906	1663	2748	324	61	213	2	874	81	50	61	511	50	1027	132	54	116	1158	2	483	354
HOUSTON	.271	162	5528	847	769	1500	2495	313	29	208	7	805	71	56	89	581	52	1119	64	49	128	1151	3	451	347
ST. LOUIS	.270	162	5450	814	684	1469	2404	274	32	199	4	768	83	50	65	529	51	1089	91	35	125	1095	5	441	339
ARIZONA	.267	162	5595	818	677	1494	2472	284	35	208	9	776	71	36	57	587	73	1052	71	38	105	1183	7	442	341
SAN FRANCISCO	.266	162	5612	799	748	1493	2582	304	40	235	4	775	67	54	50	625	79	1090	57	42	108	1242	4	460	342
FLORIDA	.264	162	5542	742	744	1461	2344	325	30	166	6	713	60	45	67	470	43	1145	89	40	118	1117	9	423	326
CINCINNATI	.262	162	5583	735	850	1464	2340	304	22	176	4	690	66	40	65	468	47	1172	103	54	130	1115	9	419	324
CHICAGO	.261	162	5406	777	701	1409	2323	268	32	194	5	748	117	53	66	577	72	1077	67	36	132	1156	4	430	336
ATLANTA	.260	162	5498	729	643	1432	2265	263	24	174	5	696	64	52	45	493	51	1039	85	46	132	1095	8	412	324
PHILADELPHIA	.260	162	5497	746	719	1431	2276	295	29	164	3	708	67	61	43	551	52	1125	153	47	104	1157	5	414	329
LOS ANGELES	.255	162	5493	758	744	1399	2335	264	27	206	2	714	57	44	56	519	45	1062	89	42	115	1075	8	425	323
MONTREAL	.253	162	5379	670	812	1361	2130	320	28	131	1	622	64	45	60	478	59	1071	101	51	151	1024	15	396	319
SAN DIEGO	.252	162	5482	789	812	1379	2187	273	26	161	10	753	29	38	41	678	37	1273	129	44	121	1160	16	399	336
MILWAUKEE	.251	162	5489	740	806	1378	2338	273	30	209	7	712	65	45	72	468	44	1399	66	36	102	1067	15	426	319
NEW YORK	.249	162	5459	642	713	1361	2111	273	18	147	1	608	52	35	65	545	59	1062	66	48	124	1181	12	387	323
PITTSBURGH	.247	162	5398	657	858	1333	2122	256	25	161	3	618	60	35	67	467	51	1106	93	73	114	1058	11	393	313
TOTALS	.261	1296	88100	12186	11816	23027	37472	488	2952	11580	73	1074	969	8567	865	17908	1456	1925	735	18034	133	425	331		

2001 NATIONAL LEAGUE CLUB PITCHING

CLUB	W	L	ERA	G	CG	SHO	REL	SV	IP	H	R	ER	HR	HB	BB	IBB	SO	WP	BK	OPP	AVG
ARIZONA	92	70	3.88	162	12	13	421	34	1459.2	1352	677	627	195	59	461	30	1297	45	6	247	
ST. LOUIS	93	69	3.93	162	8	11	484	38	1435.1	1389	684	627	196	72	526	36	1083	45	6	256	
CHICAGO	88	74	4.03	162	8	6	452	41	1437.0	1357	701	643	164	50	550	43	1344	48	5	249	
NEW YORK	82	80	4.07	162	6	14	397	48	1445.2	1418	713	654	186	43	438	60	1191	53	7	257	
PHILADELPHIA	86	76	4.15	162	7	7	473	47	1445.1	1417	719	667	170	70	527	60	1086	40	6	259	
SAN FRANCISCO	90	72	4.18	162	3	8	439	47	1463.1	1437	748	680	145	33	579	49	1080	50	3	258	
LOS ANGELES	86	76	4.25	162	3	5	408	46	1450.2	1387	744	685	184	72	524	37	1212	44	11	252	
FLORIDA	76	86	4.32	162	5	11	430	32	1438.0	1397	744	691	151	70	617	53	1119	40	3	257	
HOUSTON	93	69	4.37	162	7	6	405	48	1454.2	1453	769	707	221	70	486	22	1228	42	3	261	
SAN DIEGO	79	83	4.52	162	5	6	422	46	1440.2	1519	812	724	219	56	476	54	1088	46	5	269	
MILWAUKEE	68	94	4.64	162	3	8	489	28	1436.1	1452	806	740	197	72	667	107	1057	58	3	265	
MONTREAL	68	94	4.68	162	5	11	491	28	1431.1	1509	812	745	190	61	525	40	1103	55	4	272	
CINCINNATI	66	96	4.77	162	2	2	461	35	1442.2	1572	850	765	198	48	515	46	943	53	4	279	
PITTSBURGH	62	100	5.05	162	8	9	410	36	1416.1	1493	858	794	167	80	549	74	908	49	4	272	
COLORADO	73	89	5.29	162	8	8	476	26	1430.0	1522	906	841	239	64	598	71	1058	38	1	275	
TOTALS	1290	1302	4.36	1296	96	138	7069	621	23074.1	23037	12186	11168	2975	953	8537	859	17930	747	79	261	

2001 NATIONAL LEAGUE CLUB FIELDING

CLUB	PCT	G	PO	A	E	TC	DP	TP	PB
ARIZONA	.986	162	4379	1559	84	6022	148	0	12
PHILADELPHIA	.985	162	4336	1603	91	6030	145	0	9
COLORADO	.984	162	4290	1693	96	6079	167	0	14
MILWAUKEE	.983	162	4309	1727	103	6139	156	0	11
NEW YORK	.983	162	4337	1576	101	6014	132	0	11
FLORIDA	.983	162	4314	1666	103	6083	174	0	10
ATLANTA	.983	162	4342	1636	103	6081	133	0	9
HOUSTON	.982	162	4364	1662	110	6136	138	0	4
MONTREAL	.982	162	4294	1621	108	6023	139	0	12
ST. LOUIS	.982	162	4306	1664	110	6080	156	0	7
CHICAGO	.982	162	4311	1493	109	5913	113	0	13
SAN FRANCISCO	.981	162	4390	1649	118	6157	170	0	8
LOS ANGELES	.981	162	4352	1586	116	6054	138	0	8
PITTSBURGH	.978	162	4249	1799	133	6181	168	0	9
CINCINNATI	.978	162	4328	1733	138	6199	136	0	21
SAN DIEGO	.976	162	4322	1607	145	6074	127	0	15
TOTALS	.982	1296	69223	26274	1768	97265	2340	0	174

2001 Official Team Batting Statistics

PLAYER	AVG	G	AB	R	H	TB	2B	3B	HR	RBI	SH	SF	HP	BB	IBB	SO	SB	CS	DP	GI			PINCH HIT			
																				E	SLG	OBP	AB	H	HR	RBI
Aurilia, R	.324	156	636	114	206	264	37	5	37	97	3	3	0	47	2	83	1	3	14	17	.572	.369	9	2	1	1
Benard, M	.265	129	392	70	104	172	19	2	15	44	1	3	4	29	2	66	10	5	3	8	.439	.320	25	7	3	7
Bonds, B	.328	153	476	129	156	411	32	2	73	137	0	2	9	177	35	93	13	3	5	6	.863	.515	5	2	1	1
Crespo, F	.187	73	107	9	20	38	4	1	4	15	1	4	2	11	1	34	1	1	2	4	.355	.266	44	10	2	7
SF	.197	40	66	8	13	26	1	0	4	10	1	2	2	7	1	26	1	1	2	4	.394	.286	19	6	2	4
RIGHT	.200	10		2	3	1	0	0	1	0	0	0	0	0	0	3				0	.300	.182	5	1	0	0
LEFT	.196	56		11	23	0	0	0	4	9	1	1	2	7	1	23			2		.411	.303	14	5	2	4
Davis, E	.205	74	156	17	32	57	7	3	4	22	0	1	1	13	0	38	1	1	4	3	.365	.269	29	7	1	7
Davis, R	.257	53	167	16	43	79	13	1	7	17	2	2	1	17	2	49	1	0	5	10	.473	.326	5	2	0	0
Dunston, S	.280	88	186	26	52	95	10	3	9	25	2	1	2	2	0	32	3	1	2	3	.511	.293	35	10	3	9
Estalella, B	.204	29	93	11	19	35	5	1	3	10	0	1	1	11	2	28	0	0	2	0	.376	.295	1	0	0	0
Feliz, P	.227	94	220	23	50	82	9	1	7	22	3	3	2	10	2	50	2	1	5	12	.373	.264	13	4	0	2
Galarraga, A	.288	49	156	17	45	80	12	1	7	35	0	2	3	13	1	49	0	3	3	5	.513	.351	9	2	0	0
Guzman, E	.243	61	115	8	28	43	6	0	3	7	0	1	0	5	2	16	0	0	2	3	.374	.273	23	5	1	2
Kent, J	.298	159	607	84	181	308	49	6	22	106	0	13	11	65	4	96	7	6	11	11	.507	.369	1	0	0	0
Leach, J	.100	8	10	0	1	1	0	0	0	1	0	0	0	0	2	0	3	0	0	0	.100	.250	7	0	0	0
Martinez, R	.253	128	391	48	99	138	18	3	5	37	6	6	5	38	6	52	1	2	11	8	.353	.323	6	0	0	0
Minor, D	.156	19	45	3	7	8	1	0	0	3	0	0	0	3	1	8	0	0	1	1	.178	.208	7	0	0	0
Murray, C	.245	106	326	54	80	116	14	2	6	25	3	0	3	32	0	57	8	8	5	5	.356	.319	4	2	1	4
Powell, D	.333	13	36	5	2	2	0	0	0	0	0	0	0	0	0	0	0	0	0	0	.333	.333	1	0	0	0
Ransom, C	.000	9	7	1	0	0	0	0	0	0	0	0	0	0	0	5	0	0	0	0	.000	.000	4	0	0	0
Rios, A	.260	95	319	38	83	148	17	3	14	50	1	3	0	36	6	74	3	2	3	6	.464	.332	8	1	0	1
SF	.259	93	316	38	82	147	17	3	14	49	1	2	0	34	6	73	3	2	2	6	.465	.330	8	1	0	1
Santiago, B	.262	133	477	39	125	176	25	4	6	45	7	6	2	23	0	78	5	4	19	5	.369	.295	3	2	0	3
Snow, J	.246	101	285	43	70	108	12	1	8	34	0	4	4	55	10	81	0	0	2	1	.379	.371	9	4	0	4
Torrealba, Y	.500	3	4	0	2	4	0	1	0	2	0	0	0	0	0	0	0	0	0	0	1.000	.500	0	0	0	0
Vander Wal, J	.270	146	452	58	122	200	28	4	14	70	2	4	1	68	9	122	8	6	10	4	.442	.364	14	1	1	3
SF	.252	49	139	19	35	52	6	1	3	20	2	0	0	26	3	38	1	2	3	0	.374	.370	7	1	1	1
PITCHERS	.182	162	336	26	61	78	11	0	2	27	36	3	0	16	0	69	0	0	7	10	.232	.217	2	0	0	0
Boehringer, B	.000	29	3	0	0	0	0	0	0	0	0	0	0	0	0	2	0	0	0	0	.000	.000	0	0	0	0
RIGHT	.000		1		0	0	0	0	0	0	0	0	0	0	0	1				0	.000	.000	0	0	0	0
LEFT	.000		2		0	0	0	0	0	0	0	0	0	0	0	1				0	.000	.000	0	0	0	0
Embree, A	.000	22	1	0	0	0	0	0	0	0	0	0	0	0	0	0	0	0	0	0	.000	.000	0	0	0	0
Estes, S	.071	27	42	2	3	3	0	0	0	1	6	1	0	3	0	11	0	0	1	3	.071	.130	0	0	0	0
Fultz, A	.400	66	5	1	2	2	0	0	0	0	0	0	0	0	0	0	0	0	0	0	.400	.400	0	0	0	0
Gardner, M	.000	23	21	1	0	0	0	0	0	1	4	0	0	1	0	8	0	0	0	0	.000	.045	0	0	0	0
Gomes, W	1.000	55	1	0	1	1	0	0	0	1	0	0	0	1	0	0	0	0	0	0	1.000	1.000	0	0	0	0
SF	.000	13	0	0	0	0	0	0	0	0	0	0	0	0	0	0	0	0	0	0	.000	.000	0	0	0	0
Hernandez, L	.296	35	81	7	24	31	4	0	1	8	4	0	0	0	0	4	0	0	4	0	.383	.296	1	0	0	0
Jensen, L	.167	10	12	0	2	2	0	0	0	2	0	0	0	1	0	3	0	0	0	1	.167	.231	0	0	0	0
Nen, R	.000	79	1	0	0	0	0	0	0	0	0	0	0	0	0	0	0	0	0	0	.000	.000	0	0	0	0
Ortiz, R	.194	33	67	6	13	19	6	0	0	6	8	1	0	5	0	19	0	0	1	1	.284	.247	0	0	0	0
Rueter, J	.172	36	58	5	10	10	0	0	0	5	10	1	0	5	0	5	0	0	0	0	.172	.234	1	0	0	0
Schmidt, J	.163	25	49	5	8	14	0	0	2	4	6	0	0	1	0	22	0	0	1	0	.286	.180	0	0	0	0
SF	.154	11	26	3	4	7	0	0	1	3	1	0	0	1	0	12	0	0	0	0	.269	.185	0	0	0	0
Vogelsong, R	.100	15	10	0	1	2	1	0	0	0	0	0	0	0	0	3	0	0	0	1	.200	.100	0	0	0	0
SF	.125	13	8	0	1	2	1	0	0	0	0	0	0	0	0	2	0	0	0	1	.250	.125	0	0	0	0
Worrel, T	.000	73	2	0	0	0	0	0	0	0	1	0	0	0	0	2	0	0	0	2	.000	.000	0	0	0	0
Zerbe, C	.222	27	9	1	2	2	0	0	0	1	2	0	0	0	0	1	0	0	1	1	.222	.222	0	0	0	0
SF GIANTS	.266	162	5612	799	1493	2582	304	40	235	775	67	54	50	625	79	1090	57	42	108	118	.460	.342	232	57	14	46
OPPONENTS	.258	162	5561	748	1437	2244	286	43	145	710	58	61	33	579	49	1080	86	45	136	96	.404	.329	237	43	6	30

Pinch-hit Home Runs (14): Murray (April 5 vs. San Diego), E. Davis (April 22 vs. Milwaukee), Guzman (May 22 at Arizona), Aurilia (May 27 vs. Colorado), Crespo (May 28 vs. Arizona and July 8 vs. Milwaukee); Dunston (July 23 at Colorado, Aug. 23 at Montreal and Sept. 8 at Colorado), Benard (July 24 at Colorado, July 28 at Arizona and Aug. 25 at New York), Vander Wal (Aug. 19 vs. Atlanta), Bonds (Aug. 23 at Montreal); **Opponents:** 6

2001 Official Pitching Statistics

PITCHER	R/L	W	L	ERA	G	GS	CG	GF	SHO	SV	IP	H	R	ER	HR	HB	BB	IBB	SO	WP	BK	OPP
																						AVG
Ainsworth, K	R	0	0	13.50	2	0	0	2	0	0	2.0	3	3	3	1	1	2	0	3	0	0	.333
Boehringer, B	R	0	3	4.19	29	0	0	9	0	1	34.1	32	20	16	4	2	17	5	27	0	0	.239
Christiansen, J	L	2	1	3.22	55	0	0	11	0	3	36.1	29	13	13	5	1	15	1	31	4	0	.225
SF	L	1	0	1.59	25	0	0	3	0	0	17.0	14	3	3	1	0	5	0	12	4	0	.241
Embree, A	L	0	2	11.25	22	0	0	7	0	0	20.0	34	26	25	7	2	10	2	25	1	0	.374
Estes, S	L	9	8	4.02	27	27	0	0	0	0	159.0	151	78	71	11	5	77	7	109	10	2	.253
Fultz, A	L	3	1	4.56	66	0	0	17	0	1	71.0	70	40	36	9	1	21	3	67	1	0	.259
Gardner, M	R	5	5	5.40	23	15	0	2	0	0	91.2	93	57	55	17	3	34	3	53	0	0	.263
Gomes, W	R	6	3	5.29	55	0	0	16	0	1	63.0	72	37	37	7	1	29	6	52	4	0	.294
SF	R	2	0	8.40	13	0	0	4	0	0	15.0	21	14	14	3	0	7	2	17	2	0	.350
Hernandez, L	R	13	15	5.24	34	34	2	0	0	0	226.2	266	143	132	24	3	85	7	136	7	0	.297
Jensen, L	R	1	2	4.25	10	7	0	2	0	0	42.1	44	21	20	5	4	25	0	26	2	0	.268
Nen, R	R	4	5	3.01	79	0	0	71	0	45	77.2	58	28	26	6	1	22	6	93	2	0	.203
Ortiz, R	R	17	9	3.29	33	33	1	0	1	0	218.2	187	90	80	13	0	91	3	169	8	1	.232
Rodriguez, F	R	9	1	1.68	80	0	0	13	0	0	80.1	53	16	15	5	1	27	2	91	1	0	.188
Rueter, K	L	14	12	4.42	34	34	0	0	0	0	195.1	213	105	96	25	4	66	4	83	1	0	.283
Schmidt, J	R	13	7	4.07	25	25	1	0	0	0	150.1	138	75	68	13	7	61	3	142	8	1	.244
SF	R	7	1	3.39	11	11	0	0	0	0	66.1	57	29	25	2	0	33	1	65	5	0	.230
Vogelsong, R	R	0	5	6.75	15	2	0	8	0	0	34.2	39	31	26	6	2	20	1	24	2	0	.277
SF	R	0	3	5.65	13	0	0	8	0	0	28.2	29	21	18	5	2	14	0	17	2	0	.257
Worrell, T	R	2	5	3.45	73	0	0	12	0	0	78.1	71	33	30	4	3	33	4	63	2	0	.240
Zerbe, C	L	3	0	3.92	27	1	0	9	0	0	39.0	41	21	17	3	1	10	0	22	2	0	.281
SF GIANTS		90	72	4.18	162	162	3	159	8	47	1463.1	1437	748	680	145	33	579	49	1080	50	3	.258
OPPONENTS		72	90	4.66	162	162	5	157	4	34	1455.2	1493	799	754	235	50	625	79	1090	37	4	.266

Combined Shutouts (7): Estes, Rodriguez and Nen, April 28 vs. Chicago; Rueter and Zerbe, May 10 vs. Montreal; Ortiz and Nen, June 13 vs. Anaheim; Rueter, Worrell, Rodriguez and Nen, June 17 vs. Oakland; Hernandez, Rodriguez, Fultz and Nen, July 20 vs. Arizona; Rueter, Worrell and Nen, Aug. 2 vs. Pittsburgh; Schmidt, Worrell, Rodriguez and Nen, Sept. 21 at San Diego.

2001 Bullpen Watch

Pitcher	G	Relief W-L-S	Blown Save	Inherited Runners/Left On Base	1st Batter Faced/Retired
Ainsworth	2	0-0-0	0	0/0 (-.-%)	2/2 (100.0%)
Boehringer	29	0-3-1	0	17/8 (47.1%)	29/24 (82.8%)
Christiansen	25	1-0-0	1	15/9 (60.0%)	25/15 (60.0%)
Embree	22	0-2-0	1	15/8 (53.3%)	22/12 (54.5%)
Fultz	66	3-1-1	1	41/32 (78.0%)	66/52 (78.8%)
Gardner	8	1-0-0	0	4/2 (50.0%)	8/6 (75.0%)
Gomes	13	2-0-0	0	3/1 (33.3%)	13/8 (61.5%)
Jensen	3	0-0-0	0	2/0 (0.0%)	3/0 (0.0%)
Nen	79	4-5-45	7	17/12 (70.6%)	79/61 (77.2%)
Rodriguez	80	9-1-0	3	25/18 (72.0%)	80/54 (67.5%)
Vogelsong	13	0-3-0	0	5/5 (100.0%)	13/8 (61.5%)
Worrell	73	2-5-0	3	41/21 (51.2%)	73/51 (69.9%)
Zerbe	26	2-0-0	0	20/10 (50.0%)	26/15 (57.7%)
GIANTS	159	24-20-47	16	205/126 (61.5%)	439/308 (70.2%)

2001 Giants Individual Fielding

PLAYER	PCT	G	GS	PO	A	E	TC	DP	TP
PITCHERS (18)									
Ainsworth, K	.000	2	0	0	0	0	0	0	0
Boehringner, B	1.000	29	0	1	0	0	1	0	0
Christiansen, J	1.000	55	0	1	5	0	6	0	0
Embree, A	1.000	22	0	0	1	0	1	0	0
Estes, S	.923	27	27	3	33	3	39	2	0
Fultz, A	1.000	66	0	4	14	0	18	1	0
Gardner, M	1.000	23	15	2	10	0	12	0	0
Gomes, W	1.000	55	0	2	5	0	7	0	0
Hernandez, L	1.000	34	34	13	44	0	57	2	0
Jensen, L	.900	10	7	5	4	1	10	1	0
Nen, R	1.000	79	0	4	3	0	7	0	0
Ortiz, R	.979	33	33	12	34	1	47	4	0
Rodriguez, F	.750	80	0	1	2	1	4	0	0
Rueter, K	1.000	34	34	11	50	0	61	11	0
Schmidt, J	1.000	25	25	6	9	0	15	0	0
Vogelsong, R	.909	15	2	4	6	1	11	2	0
Worrell, T	.875	73	0	4	10	2	16	1	0
Zerbe, C	.875	27	1	1	6	1	8	2	0
FIRST BASE (9)									
Crespo, F	.977	18	11	122	3	3	128	13	0
Dunston, S	.000	1	0	0	0	0	0	0	0
Galarraga, A	.984	41	36	288	13	5	306	38	0
Guzman, E	.973	7	3	34	2	1	37	2	0
Kent, J	.990	30	22	193	14	2	209	19	0
Minor, D	.989	11	11	86	4	1	91	4	0
Santiago, B	1.000	2	1	7	0	0	7	0	0
Snow, J	.999	92	80	659	46	1	706	76	0
Vander Wal, J	.992	14	11	113	4	1	118	13	0
SECOND BASE (4)									
Crespo, F	.875	3	2	4	3	1	8	1	0
Guzman, E	.750	3	0	3	0	1	4	0	0
Kent, J	.987	140	134	269	390	9	668	91	0
Martinez, R	.993	42	26	54	98	1	153	21	0
THIRD BASE (4)									
Davis, R	.890	46	46	20	61	10	91	9	0
Feliz, P	.908	86	51	40	79	12	131	6	0
Guzman, E	1.000	7	2	4	7	0	11	1	0
Martinez, R	.974	70	63	44	105	4	153	7	0
SHORTSTOP (3)									
Aurilia, R	.975	149	146	246	423	17	686	108	0
Martinez, R	.965	24	16	25	58	3	86	16	0
Ransom, C	1.000	6	0	0	4	0	4	0	0
OUTFIELDERS (11)									
Benard, M	.965	109	85	213	5	8	226	2	0
Bonds, B	.977	143	141	246	8	6	260	1	0
Crespo, F	1.000	5	1	8	1	0	9	0	0
Davis, E	.962	48	34	74	1	3	78	0	0
Dunston, S	.966	60	34	80	4	3	87	2	0
Guzman, E	.000	2	0	0	0	0	0	0	0
Leach, J	1.000	3	1	1	0	0	1	0	0
Murray, C	.979	104	73	232	4	5	241	1	0
Powell, D	1.000	9	1	8	0	0	8	0	0
Rios, A	.971	89	81	196	7	6	209	2	0
Vander Wal, J	.985	114	108	188	3	3	194	0	0
CATCHER (4)									
Estafella, B	1.000	28	28	185	14	0	199	5	0
Guzman, E	.990	26	14	86	10	1	97	1	0
Santiago, B	.994	130	119	830	62	5	897	12	8
Torrealba, Y	1.000	3	1	8	0	0	8	0	0

2001 San Francisco Giants Team Highlights

THE GIANTS...finished 2nd in NL West, marking 1st time club has finished in either 1st- or 2nd-place for 5 consecutive years since 1965-69 when SF was 2nd 5 straight times...SF posted 90-72 ledger, marking 1st time it has reached 90-win level for 2 straight seasons (97-65 in 2000) since accomplishing feat 4 years in a row from 1964-67...Giants were also runner-up for NL Wild Card spot, finishing 3 contests behind St. Louis...SF finished 2nd in wild card for 2nd time in last 4 seasons, losing playoff game to Chicago in 1998...Giants spent 23 days in 1st place of division in 2001, while logging 87 in 2nd, 46 in 3rd and 26 in 4th...in fact, SF has held either 1st or 2nd place in NL West for 727 of 899 days (80.9%) since April 13, 1997...Giants are one of only 5 teams with winning records each of last 5 seasons (1997-2001), matching New York Yankees, Atlanta, Cleveland and New York Mets...SF has only played 11 contests since beginning of 1997 season that haven't had any post season implications (final 9 contests in 1999 and last 2 in 2001)...**MARK OF CONSISTENCY**...since Brian Sabean was named General Manager prior to 1997 campaign, Giants own 2nd best record in NL, logging 452-359 mark (.557)...only Atlanta (493-317, .609) has better ledger in senior circuit over that 5-year stretch...SF is 5th in Majors with New York Yankees (490-317, .607), Cleveland (453-356, .560) and Seattle (452-357, .559) the only teams in AL with better marks...since Dusty Baker took over managerial reins in 1993, SF has 3rd best record in National League, posting 745-649 ledger (.534)...only Atlanta (851-541, .611) and Houston (756-636, .543) have fared better in NL over that 9-year period...**BONDS IS THE NEW HOME RUN KING**...Barry Bonds hit 73 home runs to break Mark McGwire's single season record of 70, which was established in 1998...Bonds led majors with 122 homers over last 2 years (8 more than Sammy Sosa), marking most by left-handed hitter over consecutive seasons in ML history (former mark was held by Babe Ruth, 114 in 1927-28)...of his 73 roundtrippers, 47 either gave SF lead (24), tied game (7), extended 1-run lead (10) or brought club within 1 run of lead (6)...with 567 career clouts, Bonds is 2nd most prolific left-handed home run hitter in ML history, trailing only Babe Ruth (714)...owns sole possession of 7th on all-time list...with 36 HRs on road, he broke ML record for road HRs in season of 32, which was shared by Babe Ruth (1927) and Mark McGwire (1998)...**TOP SEASON EVER?**...Barry Bonds set 5 new ML marks in 2001 with 73 home runs, 177 walks, .863 slugging pct., 15.34 home run pct. (HR per 100 at-bats) and 6.52 home run ratio (HR per at-bat)...**4-TIME MVP**...Barry Bonds became 1st player in Major League history to earn 4 MVPs (1990, '92, '93, '01)...seized his place in ML record book in 1993 by becoming 1st player ever to win league Most Valuable Player Award (BBWAA) for 3rd time in 4 seasons when he garnered 24 1st-place votes and 372 points en route to NL trophy...joined Jimmie Foxx ('32, '33 and '38), Joe DiMaggio ('39, '41 and '47), Stan Musial ('43, '46 and '48), Roy Campanella ('51, '53 and '55), Yogi Berra ('51, '54 and '55), Mickey Mantle ('56, '57 and '62) and Mike Schmidt ('80, '81 and '86) as 1 of only 8 players in baseball history to win MVP award 3 times...previously named MVP with Pittsburgh in 1990 and 1992, barely losing out to Terry Pendleton in '91 (274-259)...if 2 voters had reversed their votes for 1st and 2nd that year, Bonds would have won unprecedented 4 awards, not to mention 4 in a row...became 5th National Leaguer and 10th player overall to win MVP awards in successive seasons in 1993 (last was Dale Murphy in 1982-83)...**AURILIA REACHES 200-HIT BARRIER**...Rich Aurilia, with 206 hits, became only 3rd SF Giant to register 200 hits in season, joining Willie Mays (208, 1958) and Bobby Bonds (200, 1970)...he also became 14th player in franchise history to accomplish feat, 20th time it's occurred...**GIANTS BREAK FRANCHISE HOME RUN MARK**...Giants established new club record for HRs in season with 235 roundtrippers...previous mark of 226 clouts was set in 2000...SF led NL in roundtrippers for 1st time since 1972, when it hit 150...**BONDS AND AURILIA SET NL MARK**...Barry Bonds (73 HRs) and Rich Aurilia (37) combined to hit 110 home runs, most ever by NL teammates and 2nd in ML history...surpassed Mark McGwire (70) and Ray Lankford (31), who hit 101 clouts for St. Louis in 1998...SF's duo were just 4th tandem to combine for 100 HRs...Yankees' Roger Maris (61) and Mickey Mantle (54) hold ML mark with 115 combined clouts in 1961, while NYY's Babe Ruth (60) and Lou Gehrig (47) combined for 107 roundtrippers in 1927...**HOME AT PAC BELL**...Giants have most home wins in majors over last 2 years (since opening of Pacific Bell Park), posting 104-58 record (.642)...only other teams with as many wins during period are Seattle (104-58) and St. Louis (104-59, .638)...SF owned 2nd best home mark in NL (49-32, .600) in 2001, trailing only St. Louis (54-28, .659)...Giants won 16 of their last 28 home games, 30 of last 48 and 40 of last 65 contests at Pac Bell (.615)...**WINNING ON THE ROAD**...SF posted 41-40 road mark and their 2nd straight winning road record (42-39 in 2000) for their longest string since 3-year run from 1964-66...Giants (25-16) had most road wins in 2nd half in majors...only St. Louis' .611 road winning pct. after break (22-14) was better in NL...

San Francisco Giants Highs and Lows—2001

CLUB

LONGEST WINNING STREAK:	9, July 25-Aug. 3
LONGEST LOSING STREAK:	4, twice, last: July 21-24
MOST RUNS, GAME, SF:	13 (3 times), last: Aug. 30 at Arizona
MOST RUNS, GAME, OPPONENTS:	14, June 26 vs. Los Angeles
BIGGEST WINNING MARGIN:	13, May 10 vs. Montreal (13-0)
BIGGEST LOSING MARGIN:	10 (twice), last: Aug. 4 vs. Philadelphia (2-12)
MOST RUNS, INNING, SF:	8, May 10 vs. Montreal (6th)
MOST RUNS, INNING, OPPONENTS:	9, May 6 at Philadelphia (2nd)
MOST HITS, GAME, SF:	20, Aug. 14 vs. Florida
FEWEST HITS, GAME, SF:	3 (5 times), last: Aug. 15 vs. Florida
MOST HITS, GAME, OPPONENTS:	19, June 3 at Colorado
FEWEST HITS, GAME, OPPONENTS:	2 (4 times), last: Aug. 17 vs. Atlanta
MOST HITS, INNING, SF:	9, May 10 vs. Montreal (6th)
MOST HITS, INNING, OPPONENTS:	8, May 6 at Philadelphia (2nd)
MOST HOME RUNS, GAME, SF:	5 (3 times), last: Sept. 9 at Colorado
MOST HOME RUNS, GAME, OPPONENTS:	5 (4 times), last: May 20 at Atlanta
MOST STOLEN BASES, GAME, SF:	5, July 25 at Colorado
MOST STOLEN BASES, GAME, OPPONENTS:	5, Aug. 4 vs. Philadelphia
MOST DOUBLE PLAYS, GAME, SF:	4, Sept. 9 at Colorado
MOST DOUBLE PLAYS, GAME, OPPONENTS:	4 (twice), last: July 27 at Arizona
MOST ERRORS, GAME, SF:	4 (twice), last: July 7 vs. Milwaukee
MOST ERRORS, GAME, OPPONENTS:	4 (3 times), last: Sept. 19 vs. Houston
LONGEST GAME, EXTRA INNINGS:	18, May 29 vs. Arizona
LONGEST GAME, TIME:	5:53, May 29 vs. Arizona (18 inn.)
LONGEST GAME, TIME - 9 INNINGS:	4:27, Oct. 5 vs. Los Angeles
QUICKEST GAME:	2:06, Aug. 2 vs. Pittsburgh
LARGEST CROWD, HOME:	41,901, July 22 vs. Arizona
SMALLEST CROWD, HOME:	36,422, June 12 vs. Anaheim
SELLOUTS, HOME:	67, last: Oct. 7 vs. Los Angeles
LARGEST CROWD, ROAD:	61,277, April 10 at San Diego

INDIVIDUAL BATTING

LONGEST HITTING STREAK:	15 games, Barry Bonds, May 11-27
MOST HITS, GAME:	5, Marvin Benard, July 28 at Arizona
MOST WALKS, GAME:	4, Barry Bonds, May 1 at Pittsburgh
MOST RUNS, GAME:	4, Russ Davis, June 2 at Colorado
MOST DOUBLES:	2 (17 times), last: Andres Galarraga, Oct. 4 at Houston
MOST TRIPLES, GAME:	1 (40 times), last: Ramon Martinez, Sept. 19 vs. Houston
MOST HOME RUNS, GAME:	3 (twice), last: Barry Bonds, Sept. 9 at Colorado
BACK-TO-BACK HOME RUNS:	9 times, last: Rich Aurilia and Barry Bonds, Sept. 28 vs. San Diego (2nd)
BACK-TO-BACK-TO-BACK HOME RUNS:	Jeff Kent, Eric Davis and Benito Santiago, July 22 vs. Arizona (5th)
GRAND SLAMS:	Marvin Benard, May 8 vs. Montreal (off Telford) Armando Rios, June 22 at St. Louis (off Hermanson) Barry Bonds, July 26 at Arizona (off Schilling) Barry Bonds, Aug. 14 vs. Florida (off Bones)
PINCH HOME RUNS:	Calvin Murray, April 5 vs. San Diego (off Maurer) Eric Davis, April 22 vs. Milwaukee (off D'Amico) Edwards, Guzman, May 22 at Arizona (off Springer) Rich Aurilia, May 27 vs. Colorado (off Neagle) Felipe Crespo, May 28 vs. Arizona (off Prinz) Felipe Crespo, July 8 vs. Milwaukee (off Leskanic) Shawon Dunston, July 23 at Colorado (off Hampton) Marvin Benard, July 24 at Colorado (off Jimenez) Marvin Benard, July 28 at Arizona (off Kim) John Vander Wal, Aug. 19 vs. Atlanta (off Cabrera) Barry Bonds, Aug. 23 at Montreal (off Lloyd) Shawon Dunston, Aug. 23 at Montreal (off Lloyd) Marvin Benard, Aug. 25 at New York (off Benitez) Shawon Dunston, Sept. 8 at Colorado (off White)
LEAD-OFF HOME RUNS:	Shawon Dunston, June 4 vs. San Diego (off Jones) Marvin Benard, Sept. 25 at Los Angeles (off Park) Marvin Benard, Sept. 28 vs. San Diego (off Middlebrook)
HOME RUNS BY PITCHER:	Livan Hernandez, Aug. 11 at Chicago (off Ohman) Jason Schmidt, Aug. 30 at Arizona (off Batista)
MOST RBI, GAME:	7, Jeff Kent, May 1 at Pittsburgh
MOST STOLEN BASES, GAME:	1 (57 times), last: Jeff Kent, Sept. 29 vs. San Diego

INDIVIDUAL PITCHING

MOST Ks, GAME, SF:.....20, June 19 at San Diego (15 inn.)
 MOST Ks, GAME, SF PITCHER:.....11, Livan Hernandez, July 8 vs. Milwaukee
 MOST Ks, GAME, OPPONENTS:.....20, June 19 at San Diego (15 inn.)
 MOST Ks, GAME, OPPOSING PITCHER:.....14, Kerry Wood, April 27 vs. Chicago
 FEWEST HITS ALLOWED, CG, SF:.....2, Livan Hernandez, Aug. 17 vs. Atlanta
 FEWEST HITS ALLOWED, CG, OPPOSING PITCHER:.....3, Pedro Astacio, June 3 at Colorado
 MOST WALKS, GAME, SF:.....11, July 21 vs. Arizona
 MOST WALKS, GAME, SF PITCHER:.....7 (twice), last: Shawn Estes, July 14 at Seattle
 MOST WALKS, GAME, OPPONENTS:.....10 (twice), last: May 29 vs. Arizona
 MOST WALKS, GAME, OPPOSING PITCHER:.....6 (4 times), last: Tom Glavine, Aug. 19 vs. Atlanta
 MOST INNINGS, GAME, STARTER:.....9.0 (4 times), last: Livan Hernandez, Aug. 17 vs. Atlanta
 MOST INNINGS, GAME, RELIEVER:.....4.1, Chad Zerbe, July 1 vs. St. Louis
 LONGEST SCORELESS INNINGS STREAK, STARTER:.....20.0, Shawn Estes, May 24 (4th)-June 4 (8th)
 LONGEST SCORELESS INNINGS STREAK, RELIEVER:.....20.0, Felix Rodriguez, May 11-June 21
 LONGEST WINNING STREAK:.....6, Jason Schmidt, Aug. 14-Oct. 3
 LONGEST LOSING STREAK:.....4 (twice), last: Kirk Rueter, Aug. 18-Sept. 3

**Longest Winning/Losing Streaks
and Days in First Place – 1900-2001**

	WON	LOST	DAYS IN 1ST	LAST DAY IN 1ST		WON	LOST	DAYS IN 1ST	LAST DAY IN 1ST
1900	4	12	—	—	1951	16	11	7	10/3*
1901	7	8	23	6/14	1952	7	6	20	5/31
1902	7	13	1	4/17	1953	8	7	1	4/14
1903	8	5	42	6/18	1954	8	6	110	9/20*
1904	18	6	168	9/22	1955	6	6	—	—
1905	13	4	174	9/30*	1956	5	8	2	4/18
1906	10	4	25	5/27	1957	5	6	—	—
1907	17	7	25	5/29	1958	6	6	34	7/29
1908	11	4	44	10/7	1959	4	5	79	9/19
1909	9	4	—	—	1960	7	6	30	5/29
1910	9	5	10	5/7	1961	6	6	37	5/31
1911	11	4	80	10/4*	1962	10	6	54	10/3*
1912	16	4	151	9/26*	1963	9	7	47	6/24
1913	14	5	102	9/27*	1964	5	6	36	7/15
1914	6	6	100	9/7	1965	14	4	21	9/27
1915	5	7	2	4/15	1966	12	4	87	9/1
1916	26	8	—	—	1967	7	6	—	—
1917	6	3	151	9/24*	1968	5	3	11	5/31
1918	9	6	51	6/5	1969	9	5	29	9/22
1919	7	4	76	7/31	1970	5	4	1	4/11
1920	6	5	—	—	1971	9	7	176	9/30*
1921	10	6	32	9/28*	1972	5	8	4	4/18
1922	8	5	162	9/25*	1973	7	5	66	6/16
1923	11	6	174	9/28*	1974	4	6	9	4/13
1924	10	5	153	9/27*	1975	7	8	—	—
1925	8	6	75	8/1	1976	5	7	4	4/24
1926	7	6	11	4/29	1977	6	8	—	—
1927	10	6	19	5/20	1978	8	7	93	8/15
1928	9	8	32	8/21	1979	4	8	7	4/14
1929	6	5	7	4/25	1980	7	6	—	—
1930	9	5	28	5/17	1981	5	6	1	8/30
1931	8	4	5	5/29	1982	10	6	—	—
1932	6	7	—	—	1983	6	4	—	—
1933	8	7	126	9/19*	1984	6	9	—	—
1934	5	5	127	9/28	1985	4	10	2	4/12
1935	7	6	130	8/24	1986	6	4	37	7/20
1936	15	6	55	9/24*	1987	7	6	89	9/28*
1937	8	5	50	9/30*	1988	6	6	2	4/9
1938	11	6	74	7/11	1989	7	3	140	9/27*
1939	9	9	2	4/19	1990	9	6	—	—
1940	8	11	—	—	1991	11	7	—	—
1941	5	6	12	4/26	1992	5	9	32	6/1
1942	6	5	—	—	1993	7	8	152	10/2
1943	4	7	—	—	1994	9	6	43	5/15
1944	7	13	11	4/28	1995	4	5	12	6/7
1945	8	6	58	6/16	1996	4	10	—	—
1946	5	7	2	4/17	1997	9	4	137	9/27*
1947	5	8	18	6/18	1998	11	5	13	6/11
1948	7	7	23	6/14	1999	8	5	76	7/23
1949	7	6	23	6/6	2000	9	8	62	9/21*
1950	9	7	—	—	2001	9	4	23	5/15

*Denotes date mathematically clinched pennant or division title

2001 Won/Lost Breakdown

Home	Road	Day	Night	Extra Inning	SHO	1-Run
49-32	41-40	30-26	60-46	6-9	8-4	28-22

GIANTS' RECORD WHEN THEY...

Score first.....	54-31	Lead after 7	72-7	Comeback wins	46
Score 4 or +.....	66-23	Tied after 7.....	9-5	Last at-bat.....	22-15
Score -4.....	24-49	Trail after 7.....	9-60	Extra Innings.....	6-9
Out-hit opp.....	67-16	Lead after 8.....	76-5	Series Sweeps.....	10-3
Out-hit by opp.....	14-48	Tied after 8.....	11-5	Series (W-L-S).....	27-23-2
One-run games.....	27-16	Trail after 8.....	3-62	Doubleheaders.....	0-0-0

RECORD BY STARTING POSITION

C:	Santiago (68-51), Estalella (13-15), Guzman (8-6), Torrealba (1-0)
1B:	Snow (44-36), Galarraga (26-10), Kent (11-11), Minor (5-6), Crespo (3-6), Guzman (0-3), Santiago (1-0)
2B:	Kent (76-58), Martinez (13-13), Crespo (1-1)
3B:	Martinez (37-26), Feliz (27-24), R. Davis (25-21), Guzman (1-1)
SS:	Aurilia (85-61), Martinez (5-11)
LF:	Bonds (78-63), Rios (4-3), Benard (3-3), Dunston (4-1), Vander Wal (1-1), Leach (0-1)
CF:	Murray (43-30), Benard (40-30), Dunston (7-10), Rios (0-3)
RF:	Rios (38-32), Vander Wal (20-16), E. Davis (20-13), Dunston (7-5), Benard (4-5), Powell (1-0)
DH:	Bonds (2-4), R. Davis (0-1), Dunston (1-0), E. Davis (1-0)

RECORD BY BATTING ORDER POSITION

1st:	Benard (42-33), Murray (40-28), Dunston (8-10), Rios (0-1)
2nd:	Aurilia (76-57), Martinez (8-12), Murray (3-0), R. Davis (1-2), Snow (1-0), Dunston (1-0), Feliz (0-1)
3rd:	Bonds (74-62), Kent (7-5), Rios (3-1), Snow (2-1), Vander Wal (2-1), Santiago (1-0), Aurilia (1-0), E. Davis (0-1), Minor (0-1)
4th:	Kent (78-63), Bonds (6-5), Galarraga (5-2), Crespo (1-1), Rios (0-1)
5th:	Snow (23-19), Rios (15-19), Galarraga (20-8), Santiago (11-5), Vander Wal (9-7), E. Davis (6-6), Kent (2-1), Minor (2-1), Aurilia (1-2), Dunston (1-1), Crespo (0-2)
6th:	Santiago (18-15), R. Davis (12-12), E. Davis (13-6), Vander Wal (10-9), Snow (10-6), Rios (7-6), Dunston (6-5), Aurilia (6-3), Crespo (3-4), Martinez (1-2), Minor (1-1), Benard (1-0), Galarraga (1-0), Powell (1-0), Feliz (0-1), E. Davis (0-1), Leach (0-1)
7th:	Santiago (29-24), Rios (17-9), Martinez (13-11), R. Davis (11-6), Snow (6-9), Feliz (2-5), Benard (3-2), Minor (2-3), Guzman (1-3), Dunston (3-0), E. Davis (2-0), Aurilia (1-0)
8th:	Martinez (31-23), Feliz (23-19), Estalella (13-15), Santiago (10-7), Guzman (8-4), R. Davis (1-2), Benard (0-3), Snow (2-0), Torrealba (1-0)
9th:	Murray (0-2), Martinez (2-2), Feliz (1-0), Benard (1-0), Guzman (0-1)

RECORD BY DAY OF THE WEEK

Sunday:.....	15-11
Monday:.....	6-6
Tuesday:.....	14-10
Wednesday:.....	14-11
Thursday:.....	15-8
Friday:.....	15-11
Saturday:.....	11-15

MISCELLANEOUS RECORD

April:.....	12-12
May:.....	14-15
June:.....	17-10
July:.....	15-12
August:.....	16-12
September:.....	12-9
October:.....	4-2
1st game of series:.....	33-19
Last game of series:.....	31-21
Get-away day:.....	17-10

GIANTS SCORING BY INNINGS

	1	2	3	4	5	6	7	8	9	Extra	Total
Giants	102	87	86	79	98	115	67	90	59	16	799
Opponent	102	58	107	88	64	84	100	80	55	10	748

2001 Giants Day-By-Day Record

#	Date	D/N	Opp	Winner	Loser	W/L	Score	Record	Pos.	GB	Club
1	4/2	D	SD	Hernandez (1-0)	Williams	W	3-2	1-0	T1st	—	LA/COL
	4/3		OFF DAY						T1st	—	AZ/COL
2	4/4	N	SD	Nen (1-0)	Witasick	W	8-7	2-0	T1st	—	AZ/COL
3	4/5	N	SD	Ortiz (1-0)	Jones	W	8-2	3-0	T1st	—	COL
4	4/6	N	at LA	Prokopec	Estes (0-1)	L	1-10	3-1	T1st	—	COL
5	4/7	N	at LA	Park	Hernandez (1-1)	L	4-10	3-2	T2nd	-0.5	LA
6	4/8	N	at LA	Rueter (1-0)	Gagne	W	8-3	4-2	1st	+0.5	LA
	4/9		OFF DAY						1st	+0.5	LA
7	4/10	D	at SD	Ortiz (2-0)	Jarvis	W	11-6	5-2	1st	+1.5	LA
8	4/11	N	at SD	Fultz (1-0)	Hoffman	W	2-1	6-2	1st	+1.5	LA
9	4/12	D	at SD	Eaton	Hernandez (1-2)	L	3-8	6-3	1st	+0.5	LA
10	4/13	N	at MIL	Rueter (2-0)	Wright	W	7-3	7-3	1st	+1.5	LA
11	4/14	N	at MIL	De Jean	Gardner (0-1)	L	6-11	7-4	1st	+1.0	SD
12	4/15	D	at MIL	Rigdon	Ortiz (2-1)	L	4-7	7-5	1st	+0.5	LA
	4/16		OFF DAY						1st	+0.5	LA
13	4/17	N	LA	Rodriguez (1-0)	Adams	W	3-2	8-5	1st	+1.0	COL
14	4/18	N	LA	Fultz (2-0)	Park	W	5-4	9-5	1st	+1.0	COL
15	4/19	N	LA	Gagne	Rueter (2-1)	L	1-10	9-6	T1st	—	COL
16	4/20	N	MIL	Ortiz (3-1)	Haynes	W	3-1	10-6	1st	+1.0	COL
17	4/21	D	MIL	Rigdon	Gardner (0-2)	L	3-6	10-7	1st	+0.5	LA
18	4/22	D	MIL	Estes (1-1)	D'Amico	W	6-4	11-7	1st	+1.0	COL
	4/23		OFF DAY						1st	+1.0	COL
19	4/24	N	CIN	Brower	Hernandez (1-3)	L	5-9	11-8	T1st	—	COL
20	4/25	N	CIN	Fernandez	Rueter (2-2)	L	5-7	11-9	2nd	-1.0	COL
21	4/26	D	CIN	Reyes	Embree (0-1)	L	5-7	11-10	4th	-1.0	COL
22	4/27	N	CHI	Wood	Gardner (0-3)	L	3-7	11-11	4th	-1.5	LA
23	4/28	D	CHI	Estes (2-1)	Tavarez	W	5-0	12-11	T2nd	-1.5	LA
24	4/29	D	CHI	Aybar	Hernandez (1-4)	L	2-11	12-12	4th	-2.5	LA
	4/30		OFF DAY						4th	-2.5	LA
25	5/1	N	at PIT	Rueter (3-2)	Martinez	W	11-6	13-12	T3rd	-1.5	LA
26	5/2	N	at PIT	Ortiz (4-1)	Silva	W	7-6	14-12	T2nd	-1.5	LA
27	5/3	N	at PIT	Silva	Estes (2-2)	L	3-4	14-13	T3rd	-2.5	LA
28	5/4	N	at PHI	Hernandez (2-4)	Chen	W	4-2	15-13	T2nd	-1.5	LA
29	5/5	N	at PHI	Wolf	Fultz (2-1)	L	2-4	15-14	T2nd	-1.5	LA
30	5/6	D	at PHI	Daal	Rueter (3-3)	L	8-10	15-15	T3rd	-1.5	LA
31	5/7	N	MON	Ortiz (5-1)	Armas	W	6-2	16-15	2nd	-1.5	LA
32	5/8	N	MON	Estes (3-2)	Thurman	W	9-1	17-15	2nd	-0.5	LA
33	5/9	N	MON	Vazquez	Hernandez (2-5)	L	0-8	17-16	T3rd	-1.5	LA
34	5/10	D	MON	Rueter (4-3)	Reames	W	13-0	18-16	T2nd	-1.5	LA
35	5/11	N	NY	Nen (2-0)	Wall	W	3-2(10)	19-16	T2nd	-0.5	LA
36	5/12	D	NY	Ortiz (6-1)	Gonzalez	W	10-3	20-16	2nd	-0.5	LA
37	5/13	D	NY	Zerbe (1-0)	Appier	W	6-3	21-16	2nd	-0.5	LA
	5/14		OFF DAY						2nd	-0.5	LA
38	5/15	N	at FLA	Hernandez (3-5)	Dempster	W	7-4	22-16	1st	+0.5	LA
39	5/16	N	at FLA	Clement	Rueter (4-4)	L	3-4	22-17	2nd	-0.5	LA
40	5/17	N	at FLA	Smith	Ortiz (6-2)	L	3-8	22-18	T2nd	-0.5	LA
41	5/18	N	at ATL	Cabrera	Nen (2-1)	L	5-6	22-19	3rd	-1.0	AZ
42	5/19	N	at ATL	Worrell (1-0)	Cabrera	W	6-3	23-19	T2nd	-0.5	LA
43	5/20	D	at ATL	Ligtenberg	Hernandez (3-6)	L	6-11	23-20	T2nd	-0.5	LA
44	5/21	N	at AZ	SCHILLING	Rueter (4-5)	L	2-4	23-21	T3rd	-1.0	AZ
45	5/22	N	at AZ	Anderson	Ortiz (6-3)	L	8-12	23-22	T4th	-2.0	AZ
46	5/23	N	at AZ	Gardner (1-3)	Johnson	W	5-1	24-22	4th	-1.0	AZ/SD
47	5/24	N	COL	Estes (4-2)	Thomson	W	5-1	25-22	T2nd	-1.0	SD
48	5/25	N	COL	Hampton	Hernandez (3-7)	L	1-6	25-23	4th	-1.0	AZ/SD/LA
49	5/26	D	COL	Chacon	Rueter (4-6)	L	4-10	25-24	T4th	-2.0	AZ/LA
50	5/27	D	COL	Ortiz (7-3)	Neagle	W	5-4	26-24	T3rd	-2.0	AZ/LA
51	5/28	D	AZ	Batista	Worrell (1-1)	L	1-2(12)	26-25	4th	-3.0	AZ/LA
52	5/29	N	AZ	Bautista	Vogelsong (0-1)	L	0-1(18)	26-26	T4th	-4.0	AZ
53	5/30	N	AZ	Ellis	Hernandez (3-8)	L	3-4	26-27	T4th	-5.0	AZ
	5/31		OFF DAY						T4th	-5.0	AZ
54	6/1	N	at COL	Rueter (5-6)	Chacon	W	11-7	27-27	T3rd	-5.0	AZ
55	6/2	D	at COL	Jimenez	Nen (2-2)	L	5-7	27-28	T3rd	-6.0	AZ
56	6/3	D	at COL	ASTACIO	Gardner (1-4)	L	2-11	27-29	T4th	-7.0	AZ
57	6/4	N	SD	Estes (5-2)	JONES	W	3-1	28-29	4th	-6.0	AZ
58	6/5	N	SD	Hernandez (4-8)	Davey	W	7-6	29-29	4th	-5.0	AZ
59	6/6	N	SD	Rueter (6-6)	Williams	W	6-4	30-29	4th	-5.0	AZ
60	6/7	D	SD	Eaton	Ortiz (7-4)	L	7-10	30-30	4th	-6.0	AZ
61	6/8	N	at OAK	Heredia	Gardner (1-5)	L	2-4	30-31	4th	-7.0	AZ

#	Date	D/N	Opp	Winner	Loser	W/L	Score	Record	Pos.	GB	Club
62	6/9	N	at OAK	Rodriguez (2-0)	Mathews	W	4-3(11)	31-31	4th	-6.0	AZ
63	6/10	D	at OAK	Mulder	Hernandez (4-9)	L	2-6	31-32	4th	-7.0	AZ
	6/11		OFF DAY					31-32	4th	-7.0	AZ
64	6/12	N	ANA	Rueter (7-6)	Rapp	W	3-2	32-32	4th	-6.0	AZ
65	6/13	N	ANA	Ortiz (8-4)	Schoeneweis	W	1-0	33-32	T3rd	-6.0	AZ
66	6/14	D	ANA	Gardner (2-5)	Valdes	W	10-4	34-32	3rd	-6.0	AZ
67	6/15	N	OAK	Estes (6-2)	Mulder	W	3-1	35-32	3rd	-5.0	AZ
68	6/16	D	OAK	Hernandez (5-9)	Tam	W	2-1	36-32	3rd	-5.0	AZ
69	6/17	D	OAK	Rueter (8-6)	Hudson	W	3-0	37-32	T2nd	-5.0	AZ
	6/18		OFF DAY					37-32	T2nd	-5.0	AZ
70	6/19	N	at SD	Witasick	Vogelsong (0-2)	L	3-4(15)	37-33	T2nd	-6.0	AZ
71	6/20	N	at SD	Gardner (3-5)	Jarvis	W	8-6	38-33	T2nd	-5.0	AZ
72	6/21	D	at SD	Estes (7-2)	Jones	W	8-3	39-33	2nd	-5.0	AZ
73	6/22	N	at STL	HERNANDEZ (6-6)	Hermanson	W	10-5	40-33	2nd	-5.0	AZ
74	6/23	N	at STL	Christiansen	Embree (0-2)	L	5-6	40-34	2nd	-6.0	AZ
75	6/24	N	at STL	Morris	Ortiz (8-5)	L	3-7	40-35	2nd	-6.0	AZ
76	6/25	N	LA	Gardner (4-5)	Park	W	5-2	41-35	2nd	-5.0	AZ
77	6/26	N	LA	Reyes	Worrell (1-2)	L	8-14	41-36	2nd	-5.0	AZ
78	6/27	D	LA	Adams	Hernandez (6-10)	L	3-7	41-37	2nd	-6.0	AZ
	6/28		OFF DAY					41-37	T2nd	-6.0	AZ
79	6/29	N	STL	Rodriguez (3-0)	Kline	W	3-2	42-37	T2nd	-6.0	AZ
80	6/30	D	STL	Rodriguez (4-0)	Timlin	W	5-2	43-37	T2nd	-6.0	AZ
81	7/1	D	STL	Zerbe (2-0)	An. Benes	W	5-4	44-37	T2nd	-6.0	AZ
82	7/2	N	at LA	Adams	Vogelsong (0-3)	L	6-8	44-38	3rd	-6.5	AZ
83	7/3	N	at LA	Williams	Hernandez (6-11)	L	3-4	44-39	3rd	-6.5	AZ
84	7/4	N	at LA	Herges	Rodriguez (4-1)	L	3-4	44-40	3rd	-7.5	AZ
85	7/5	N	at LA	Ortiz (9-5)	Reyes	W	3-2	45-40	3rd	-6.5	AZ
86	7/6	N	MIL	Zerbe (3-0)	Leskanic	W	3-2(11)	46-40	3rd	-5.5	AZ
87	7/7	D	MIL	Haynes	Estes (7-3)	L	3-13	46-41	3rd	-5.5	AZ
88	7/8	D	MIL	De Jean	Boehringer (0-1)	L	4-6(13)	46-42	3rd	-5.5	AZ

ALL-STAR BREAK RECORD: 46-42

#	Date	D/N	Opp	Winner	Loser	W/L	Score	Record	Pos.	GB	Club
89	7/12	N	at SEA	Rhodes	Boehringer (0-1)	L	3-4(11)	46-43	3rd	-5.5	AZ
90	7/13	N	at SEA	Ortiz (10-5)	Moyer	W	5-3	47-43	3rd	-5.5	AZ
91	7/14	D	at SEA	Garcia	Estes (7-4)	L	2-3	47-44	3rd	-6.5	AZ
92	7/15	N	at TEX	Hernandez (7-11)	Oliver	W	7-6	48-44	3rd	-5.5	AZ
93	7/16	N	at TEX	Bell	Jensen (0-1)	L	0-2	48-45	3rd	-6.5	AZ
94	7/17	N	at TEX	Rueter (9-6)	Rogers	W	10-2	49-45	3rd	-5.5	AZ
95	7/18	N	COL	ORTIZ (11-5)	Hampton	W	10-0	50-45	3rd	-5.0	AZ
96	7/19	N	COL	Rodriguez (5-1)	Acevedo	W	2-1	51-45	3rd	-4.5	AZ
97	7/20	N	AZ	Hernandez (8-11)	Batista	W	1-0	52-45	3rd	-3.5	AZ
98	7/21	D	AZ	Schilling	Jensen (0-2)	L	2-9	52-46	3rd	-4.5	AZ
99	7/22	D	AZ	Anderson	Rueter (9-7)	L	4-12	52-47	3rd	-5.5	AZ
100	7/23	N	at COL	HAMPTON	Ortiz (11-6)	L	2-8	52-48	3rd	-5.5	AZ
101	7/24	N	at COL	Chacon	Estes (7-5)	L	4-6	52-49	3rd	-6.5	AZ
102	7/25	D	at COL	Jensen (1-2)	Bohanan	W	9-3	53-49	3rd	-6.5	AZ
103	7/26	N	at AZ	Hernandez (9-11)	Schilling	W	11-3	54-49	3rd	-5.5	AZ
104	7/27	N	at AZ	Rueter (10-7)	Anderson	W	9-5	55-49	3rd	-5.0	LA
105	7/28	N	at AZ	Ortiz (12-6)	Lopez	W	11-4	56-49	3rd	-5.0	LA
106	7/29	N	at AZ	Estes (8-5)	Kim	W	4-3	57-49	3rd	-4.0	LA
	7/30		OFF DAY					57-49	3rd	-4.0	LA
107	7/31	N	PIT	Gomes (5-3)	Wilkins	W	8-7(11)	58-49	3rd	-3.0	LA
108	8/1	N	PIT	Schmidt (7-6)	Beimel	W	3-1	59-49	3rd	-2.0	LA
109	8/2	D	PIT	Rueter (11-7)	McKnight	W	3-0	60-49	3rd	-1.0	LA
110	8/3	N	PHI	Rodriguez (6-1)	Cormier	W	4-2	61-49	T2nd	-0.5	AZ
111	8/4	D	PHI	Figueroa	Estes (8-6)	L	2-12	61-50	3rd	-1.0	LA
112	8/5	D	PHI	Hernandez (10-11)	Person	W	8-4	62-50	3rd	-1.0	LA
	8/6		OFF DAY					62-50	3rd	-1.0	LA
113	8/7	N	at CIN	Christiansen (2-1)	Graves	W	9-3(11)	63-50	2nd	-1.0	LA
114	8/8	N	at CIN	Mercado	Schmidt (7-7)	L	9-11	63-51	3rd	-2.0	LA
115	8/9	N	at CIN	Ortiz (13-6)	Winchester	W	6-4	64-51	2nd	-1.0	LA
116	8/10	D	at CHI	Lieber	Estes (8-7)	L	3-9	64-52	3rd	-1.0	LA
117	8/11	D	at CHI	Hernandez (11-11)	Borowski	W	9-4	65-52	T2nd	-0.5	AZ
118	8/12	D	at CHI	Rueter (12-7)	Tapani	W	7-6	66-52	2nd	-0.5	AZ
	8/13		OFF DAY					66-52	2nd	-1.0	AZ
119	8/14	N	FLA	Schmidt (8-7)	Sanchez	W	13-7	67-52	2nd	-1.0	AZ
120	8/15	N	FLA	Nen (3-2)	Darensbourg	W	2-1	68-52	2nd	-1.0	AZ
121	8/16	D	FLA	Worrell (2-2)	Burnett	W	5-3	69-52	2nd	-0.5	AZ
122	8/17	N	ATL	Maddux (16-7)	HERNANDEZ (11-12)	L	1-2	69-53	2nd	-1.5	AZ
123	8/18	D	ATL	Marquis	Rueter (12-8)	L	1-3	69-54	2nd	-2.5	AZ

#	Date	D/N	Opp	Winner	Loser	W/L	Score	Record	Pos.	GB	Club	
124	8/19	D	ATL	Schmidt (9-7)	Glavine	W	4-1	70-54	2nd	-2.5	AZ	
	8/20		OFF DAY					70-54	2nd	-2.5	AZ	
125	8/21	N	at MON	Ortiz (14-6)	Pavano	W	10-2	71-54	2nd	-1.5	AZ	
126	8/22	N	at MON	Vazquez	Estes (8-8)	L	1-7	71-55	2nd	-2.5	AZ	
127	8/23	N	at MON	Rodriguez (7-1)	Lloyd	W	10-5	72-55	2nd	-1.5	AZ	
128	8/24	N	at NY	Chen	Rueter (12-9)	L	3-4	72-56	2nd	-1.5	AZ	
129	8/25	N	at NY	Riggan	Nen (3-3)	L	2-3(11)	72-57	2nd	-2.5	AZ	
130	8/26	D	at NY	Leiter	Ortiz (14-7)	L	5-6	72-58	2nd	-3.5	AZ	
131	8/27	D	at NY	Rodriguez (8-1)	White	W	6-5	73-58	2nd	-2.5	AZ	
132	8/28	N	at AZ	Johnson	Hernandez (11-13)	L	1-4	73-59	2nd	-3.5	AZ	
133	8/29	N	at AZ	Witt	Rueter (12-10)	L	0-2	73-60	2nd	-4.5	AZ	
134	8/30	N	at AZ	Schmidt (10-7)	Batista	W	13-5	74-60	2nd	-3.5	AZ	
135	8/31	N	COL	Thomson	Ortiz (14-8)	L	2-5	74-61	2nd	-4.0	AZ	
136	9/1	D	COL	Nen (4-3)	Speier	W	2-1	75-61	2nd	-3.0	AZ	
137	9/2	D	COL	Hernandez (12-13)	Chacon	W	3-1	76-61	2nd	-2.0	AZ	
138	9/3	D	COL	Jennings	Rueter (12-11)	L	1-4	76-62	2nd	-2.5	AZ	
139	9/4	N	AZ	Schmidt (11-7)	Swindell	W	5-2	77-62	2nd	-1.5	AZ	
140	9/5	N	AZ	Schilling	Ortiz (14-9)	L	2-7	77-63	2nd	-2.5	AZ	
141	9/6	D	AZ	Fultz (3-1)	Lopez	W	9-5	78-63	2nd	-1.5	AZ	
142	9/7	N	at COL	Micelli	Worrell (2-3)	L	2-3(12)	78-64	3rd	-1.5	AZ	
143	9/8	D	at COL	Rueter (13-11)	Jennings	W	7-3	79-64	2nd	-1.5	AZ	
144	9/9	D	at COL	Gomes (6-3)	Belitz	W	9-4(11)	80-64	2nd	-1.5	AZ	
	9/10		OFF DAY					80-64	2nd	-1.5	AZ	
	9/11-9/16		GAMES CANCELLED DUE TO TERRORIST ATTACKS									
	9/17		OFF DAY					80-64	2nd	-2.0	AZ	
145	9/18	N	HOU	Williams	Nen (4-4)	L	2-3	80-65	2nd	-2.0	AZ	
146	9/19	N	HOU	Mlicki	Hernandez (12-14)	L	3-10	80-66	2nd	-2.0	AZ	
147	9/20	D	HOU	Dotel	Nen (4-5)	L	4-5(10)	80-67	2nd	-2.0	AZ	
148	9/21	N	at SD	Schmidt (12-7)	Lawrence	W	2-0	81-67	2nd	-2.0	AZ	
149	9/22	N	at SD	Hoffman	Boehringer (0-3)	L	3-4(10)	81-68	2nd	-2.0	AZ	
150	9/23	D	at SD	Ortiz (15-9)	Herndon	W	11-2	82-68	2nd	-2.0	AZ	
151	9/24	N	at LA	Hernandez (13-14)	Baldwin	W	2-1	83-68	2nd	-1.5	AZ	
152	9/25	N	at LA	Park	Rueter (13-12)	L	5-9	83-69	2nd	-1.5	AZ	
153	9/26	N	at LA	Rodriguez (9-1)	Shaw	W	6-4	84-69	2nd	-1.5	AZ	
	9/27		OFF DAY					84-69	2nd	-2.0	AZ	
154	9/28	N	SD	Estes (9-8)	Middlebrook	W	10-5	85-69	2nd	-2.0	AZ	
155	9/29	D	SD	Ortiz (16-9)	McElroy	W	3-1	86-69	2nd	-2.0	AZ	
156	9/30	D	SD	Tollberg	Worrell (2-4)	L	4-5	86-70	2nd	-2.0	AZ	
	10/1		OFF DAY					86-70	2nd	-2.0	AZ	
157	10/2	N	at HOU*	Rueter (13-11)	Reynolds	W	4-1	87-70	2nd	-2.0	AZ	
158	10/3	N	at HOU*	Schmidt (13-7)	Cruz	W	11-8	88-70	2nd	-2.0	AZ	
159	10/4	N	at HOU*	Ortiz (17-9)	Mlicki	W	10-2	89-70	2nd	-2.0	AZ	
160	10/5	N	LA*	Carrara	Worrell (2-5)	L	10-11	89-71	2nd	-3.0	AZ	
161	10/6	D	LA*	Baldwin	Hernandez (13-15)	L	2-6	89-72	2nd	-3.0	AZ	
162	10/7	D	LA*	Gardner (5-5)	Springer	W	2-1	90-72	2nd	-2.0	AZ	

FINAL 2001 RECORD: 90-72

Pitcher's name in CAPS indicates complete game performance. () - Indicates extra inning game.

*-makeup games due to postponement of play by MLB due to Sept. 11 terrorist attacks.

Disabled List

Player	Injury	Date	Games Missed
Damon Minor	Left patella tendinitis	March 28-April 9	6
John Johnstone	Lumbar facet syndrome	March 28-Oct. 7	162
Felipe Crespo	Right planter fascia partial tear	April 26-May 26	29
Shawn Estes	Tendinitis in left shoulder	May 9-24	14
Alan Embree	Lower back sprain	May 21-June 11	18
Eric Davis	Left shoulder strain	May 27-June 14	17
J.T. Snow	Left rib bruise	June 2-June 13	11
J.T. Snow	Bilateral groin strain	June 24-July 14	17
Mark Gardner	Right shoulder strain	July 12-Aug. 31	47
Tim Worrell	Tendinitis in right shoulder	July 15-25	11
J.T. Snow	Gastroenteritis	July 27-Aug. 6	9
Shawon Dunston	Right ankle sprain	Aug. 7-18	11
Wayne Gomes	Right patella tendinitis	Aug. 19-Sept. 2	14
Shawn Estes	Left ankle sprain	Aug. 23-Sept. 6	15

Team

381

2001-02 Player Transactions

Date	Player	Transaction
March 13	David Brous	Optioned to San Jose.
	Giuseppe Chiaramonte	Optioned to Fresno.
March 18	Jeff Andra	Optioned to Fresno.
	Kevin Joseph	Optioned to Fresno.
	Jeff Urban	Optioned to Fresno.
March 21	Cody Ransom	Optioned to Fresno.
	Yorvit Torrealba	Optioned to Fresno.
	Carlos Valderrama	Optioned to Fresno.
March 26	Joe Nathan	Optioned to Fresno.
	Ryan Vogelsong	Optioned to Fresno.
March 27	Doug Mirabelli	Traded to Texas for cash considerations.
March 28	John Johnstone	Placed on 15-day Disabled List (lumbar facet syndrome); retro to March 24.
	Damon Minor	Placed on 15-day Disabled List (left patella tendinitis); retro to March 23.
March 30	Julio Santana	Accepted Rule V assignment back from New York Mets.
March 31	Jamie Arnold	Optioned to Fresno.
	Edwards Guzman	Optioned to Fresno.
	Chad Zerbe	Optioned to Fresno.

2001 OPENING DAY ROSTER

Pitchers (10): Alan Embree, Shawn Estes, Aaron Fultz, Mark Gardner, Livan Hernandez, Robb Nen, Russ Ortiz, Felix Rodriguez, Kirk Rueter and Tim Worrell

Catchers (2): Bobby Estalella and Benito Santiago

Infielders (7): Rich Aurilia, Felipe Crespo, Russ Davis, Pedro Feliz, Jeff Kent, Ramon Martinez and J.T. Snow

Outfielders (6): Marvin Benard, Barry Bonds, Eric Davis, Shawon Dunston, Calvin Murray and Armando Rios

April 10	Damon Minor	Activated from Disabled List; optioned to Fresno.
April 20	Calvin Murray	Optioned to Fresno.
	Chad Zerbe	Recalled from Fresno.
April 25	Russ Davis	Placed on Suspended List by Commissioners Office.
April 26	Felipe Crespo	Placed on 15-day Disabled List (right plantar fascia partial tear).
	Edwards Guzman	Recalled from Fresno.
April 27	Russ Davis	Reinstated from Suspended List.
May 14	Shawn Estes	Placed on 15-day Disabled List (left shoulder tendinitis); retro to May 9.
May 15	Ryan Jensen	Purchased contract from Fresno.
	John Johnstone	Transferred to 60-day Disabled List.
May 23	Jamie Arnold	Recalled from Fresno.
	Alan Embree	Placed on 15-day Disabled List (lower back pain).
May 24	Jamie Arnold	Optioned to Fresno.
	Felipe Crespo	Placed on rehabilitation assignment at Fresno.
	Shawn Estes	Activated from Disabled List.
May 26	Ryan Jensen	Optioned to Fresno.
	Alan Embree	Placed on rehabilitation assignment at Fresno.
May 27	Felipe Crespo	Recalled from rehabilitation assignment; activated from Disabled List.
	Eric Davis	Placed on 15-day Disabled List (left shoulder strain).
	Ryan Vogelsong	Recalled from Fresno.
May 30	Edwards Guzman	Optioned to Fresno.
June 1	Calvin Murray	Recalled from Fresno.
June 2	Edwards Guzman	Recalled from Fresno.
	J.T. Snow	Placed on 15-day Disabled List (left rib bruise); retro to May 27.
June 12	Alan Embree	Recalled from rehabilitation assignment; activated from Disabled List.
	J.T. Snow	Placed on rehabilitation assignment at Fresno.
	Chad Zerbe	Optioned to Fresno.
June 14	J.T. Snow	Recalled from rehabilitation assignment; activated from Disabled List.
	Bobby Estalella	Designated for assignment.
June 15	Eric Davis	Activated from Disabled List.
	Russ Davis	Designated for assignment.

Date	Player	Transaction
June 22	Bobby Estalella Russ Davis	Cleared waivers; outrighted to Fresno. Cleared waivers; released.
June 24	Damon Minor J.T. Snow	Recalled from Fresno. Placed on 15-day Disabled List (bilateral groin strain).
June 29	Alan Embree Chad Zerbe	Traded to Chicago White Sox in exchange for RHP Derek Hasselhoff. Recalled from Fresno.
July 4	Brian Boehringer	Acquired from New York Yankees in exchange for C Bobby Estalella and RHP Joe Smith.
July 5	Damon Minor	Optioned to Fresno.
July 12	Mark Gardner Ryan Jensen J.T. Snow	Placed on 15-day Disabled List (right shoulder strain); retro to July 7. Recalled from Fresno. Placed on rehabilitation assignment at Fresno.
July 15	J.T. Snow Tim Worrell	Recalled from rehabilitation assignment; activated from Disabled List. Placed on 15-day Disabled List (tendinitis in right shoulder); retro to July 9.
July 22	Tim Worrell	Placed on rehabilitation assignment at Arizona Rookie League team.
July 24	Andres Galarraga	Acquired from Texas in exchange for OF Chris Magruder, RHP Todd Ozias and LHP Erasmo Ramirez.
July 25	Felipe Crespo Ryan Vogelsong	Designated for assignment. Optioned to Fresno.
July 26	Tim Worrell	Recalled from rehabilitation assignment; activated from Disabled List.
July 27	J.T. Snow Damon Minor	Placed on 15-day Disabled List (gastroenteritis); retro to July 23. Recalled from Fresno.
July 28	Felipe Crespo	Traded to Philadelphia in exchange for RHP Wayne Gomes.
July 29	Ryan Jensen	Optioned to Fresno.
July 30	Armando Rios Ryan Vogelsong	Traded to Pittsburgh with RHP Ryan Vogelsong in exchange for RHP Jason Schmidt and OF John Vander Wal. Traded to Pittsburgh with RHP Armando Rios in exchange for RHP Jason Schmidt and OF John Vander Wal.
July 31	Jason Christiansen Chad Zerbe	Acquired from St. Louis in exchange for RHP Kevin Joseph and player to be named later or cash. Optioned to Fresno.
Aug. 1	Damon Minor	Optioned to Fresno.
Aug. 7	Shawon Dunston J.T. Snow	Placed on 15-day Disabled List (right ankle sprain); retro to Aug. 4. Activated from Disabled List.
Aug. 23	Shawn Estes	Placed on 15-day Disabled List (left ankle sprain).
Aug. 24	Chad Zerbe	Recalled from Fresno.
Aug. 25	Mark Gardner	Placed on rehabilitation assignment at Fresno.
Aug. 26	Chad Zerbe	Optioned to Fresno.
Aug. 27	Ryan Jensen	Recalled from Fresno.
Sept. 1	Kurt Ainsworth Jeff Andra Mark Gardner Damon Minor Dante Powell Cody Ransom Yorvit Torrealba	Contract purchased from Fresno. Recalled from Shreveport (not to report); designated for assignment. Recalled from rehabilitation assignment; activated from Disabled List. Recalled from Fresno. Contract purchased from Fresno. Recalled from Fresno. Recalled from Fresno.
Sept. 3	Wayne Gomes	Activated from Disabled List.
Sept. 4	Jamie Arnold Jalal Leach Chad Zerbe	Recalled from Fresno (not to report); designated for assignment. Contract purchased from Fresno. Recalled from Fresno.
Oct. 10	Nelson Castro Giuseppe Chiaramonte John Johnstone	Contract purchased from Fresno. Designated for assignment. Placed on release waivers.
Oct. 12	Giuseppe Chiaramonte John Johnstone	Cleared waivers; outrighted to Fresno. Cleared waivers; released.
Oct. 22	Jason Farmer	Traded to St. Louis as player to be named later in July 31 trade.
Nov. 5	Barry Bonds	Declared free agency.
Nov. 6	Jason Christiansen Eric Davis	Declared free agency. Declared free agency.

Date	Player	Transaction
Nov. 7	Andres Galarraga	Declined to exercise 2002 club option; declared free agency.
	Mark Gardner	Declined to exercise 2002 club option.
	Benito Santiago	Declared free agency.
	Jason Schmidt	Declared free agency.
Nov. 8	Mark Gardner	Declared free agency.
Nov. 16	Felix Diaz	Purchased contract from Hagerstown.
	Arturo McDowell	Purchased contract from San Jose.
	Ruben Rivera	Claimed on waivers from Cincinnati.
	Deivis Santos	Purchased contract from Hagerstown.
	Tony Torcato	Purchased contract from Fresno.
Nov. 19	David Brous	Cleared waivers; outrighted to Fresno.
Nov. 28	Wayne Gomes	Cleared waivers; released.
	Jalal Leach	Cleared waivers; released.
	Dante Powell	Cleared waivers; released.
Dec. 5	Jason Christiansen	Signed as free agent.
Dec. 6	Benito Santiago	Signed as free agent.
Dec. 13	Felix Escalona	Selected in Major League Rule V Draft.
	John Vander Wal	Traded to New York Yankees in exchange for RHP Jay Witasick.
Dec. 14	Jason Schmidt	Signed as free agent.
Dec. 16	Shawn Estes	Traded to New York Mets in exchange for OF Tsuyoshi Shinjo and INF Desi Relaford.
Jan. 5	Reggie Sanders	Signed as free agent.
Jan. 14	Barry Bonds	Signed as free agent.
Jan. 25	David Bell	Acquired from Seattle Mariners in exchange for IF Desi Relaford and cash considerations.
Feb. 5	Manny Aybar	Signed as free agent.

2001 Home Attendance

#	Date	Day	D/N	Opponent	Attendance	Series	Season
1	4/2	Mon.	D	San Diego	40,930		40,930
2	4/4	Wed.	N	San Diego	40,930		81,860
3	4/5	Thurs.	N	San Diego	40,930	122,790	122,790
4	4/17	Tues.	N	Los Angeles	41,059		163,849
5	4/18	Wed.	N	Los Angeles	41,059		204,908
6	4/19	Thurs.	N	Los Angeles	41,059	123,177	245,967
7	4/20	Fri.	N	Milwaukee	41,059		287,026
8	4/21	Sat.	D	Milwaukee	41,059		328,085
9	4/22	Sun.	D	Milwaukee	41,059	123,177	369,144
10	4/24	Tues.	N	Cincinnati	40,723		409,867
11	4/25	Wed.	N	Cincinnati	40,763		450,630
12	4/26	Thurs.	D	Cincinnati	41,059	122,545	491,689
13	4/27	Fri.	N	Chicago	41,059		532,748
14	4/28	Sat.	D	Chicago	41,059		573,807
15	4/29	Sun.	D	Chicago	41,059	123,177	614,866
16	5/7	Mon.	N	Montreal	38,249		653,115
17	5/8	Tues.	N	Montreal	38,123		691,238
18	5/9	Wed.	N	Montreal	38,074		729,312
19	5/10	Thurs.	D	Montreal	41,059	155,505	770,371
20	5/11	Fri.	N	New York	41,059		811,430
21	5/12	Sat.	D	New York	41,059		852,489
22	5/13	Sun.	D	New York	41,059	123,177	893,548
23	5/24	Thurs.	N	Colorado	40,856		934,404
24	5/25	Fri.	N	Colorado	41,341		975,745
25	5/26	Sat.	D	Colorado	41,341		1,017,086
26	5/27	Sun.	D	Colorado	41,341	164,879	1,058,427
27	5/28	Mon.	D	Arizona	41,341		1,099,768
28	5/29	Tues.	N	Arizona	39,709		1,139,477
29	5/30	Wed.	N	Arizona	40,313	121,363	1,179,790
30	6/4	Mon.	N	San Diego	38,255		1,218,045
31	6/5	Tues.	N	San Diego	38,476		1,225,276
32	6/6	Wed.	N	San Diego	37,208		1,260,264
33	6/7	Thurs.	D	San Diego	40,898	154,837	1,332,407

#	Date	Day	D/N	Opponent	Attendance	Series	Season
34	6/12	Tues.	N	Anaheim	36,422		1,368,829
35	6/13	Wed.	N	Anaheim	37,119		1,405,948
36	6/14	Thurs.	D	Anaheim	40,478	114,019	1,446,426
37	6/15	Fri.	N	Oakland	40,849		1,487,275
38	6/16	Sat.	D	Oakland	41,094		1,528,369
39	6/17	Sun.	D	Oakland	41,510	123,453	1,569,879
40	6/25	Mon.	N	Los Angeles	40,942		1,610,821
41	6/26	Tues.	N	Los Angeles	41,288		1,652,109
42	6/27	Wed.	D	Los Angeles	41,161	123,391	1,693,270
43	6/29	Fri.	N	St. Louis	41,738		1,735,008
44	6/30	Sat.	D	St. Louis	41,033		1,776,041
45	7/1	Sun.	D	St. Louis	41,705	124,476	1,817,746
46	7/6	Fri.	N	Milwaukee	41,604		1,859,350
47	7/7	Sat.	D	Milwaukee	41,707		1,901,057
48	7/8	Sun.	D	Milwaukee	41,780	125,091	1,942,837
49	7/18	Wed.	N	Colorado	41,584		1,983,627
50	7/19	Thurs.	N	Colorado	40,850	82,434	2,024,477
51	7/20	Fri.	N	Arizona	41,287		2,065,764
52	7/21	Sat.	D	Arizona	41,669		2,107,433
53	7/22	Sun.	D	Arizona	41,901	124,857	2,149,334
54	7/31	Tues.	N	Pittsburgh	41,529		2,190,863
55	8/1	Wed.	N	Pittsburgh	41,251		2,232,114
56	8/2	Thurs.	D	Pittsburgh	41,726	124,506	2,273,840
57	8/3	Fri.	N	Philadelphia	41,679		2,315,519
58	8/4	Sat.	D	Philadelphia	41,720		2,357,239
59	8/5	Sun.	D	Philadelphia	41,650	125,049	2,398,889
60	8/14	Tues.	N	Florida	41,827		2,440,716
61	8/15	Wed.	N	Florida	41,278		2,481,994
62	8/16	Thurs.	D	Florida	41,804	124,909	2,523,798
63	8/17	Fri.	N	Atlanta	41,718		2,565,520
64	8/18	Sat.	D	Atlanta	41,722		2,607,242
65	8/19	Sun.	D	Atlanta	41,527	124,967	2,648,769
66	8/31	Fri.	N	Colorado	41,081		2,689,850
67	9/1	Sat.	D	Colorado	41,034		2,730,884
68	9/2	Sun.	D	Colorado	41,812		2,772,696
69	9/3	Mon.	D	Colorado	41,528	165,455	2,814,224
70	9/4	Tues.	N	Arizona	40,869		2,855,093
71	9/5	Wed.	N	Arizona	40,972		2,896,065
72	9/6	Thurs.	D	Arizona	41,155	122,996	2,937,220
73	9/18	Tues.	N	Houston	40,901		2,978,121
74	9/19	Wed.	N	Houston	40,322		3,018,443
75	9/20	Thurs.	D	Houston	40,470	121,693	3,058,913
76	9/28	Fri.	N	San Diego	41,098		3,100,011
77	9/29	Sat.	D	San Diego	41,383		3,141,394
78	9/30	Sun.	D	San Diego	41,669	124,150	3,183,063
79	9/14	Fri.	N	Los Angeles	41,730		3,224,793
80	9/15	Sat.	D	Los Angeles	41,636		3,266,429
81	9/16	Sun.	D	Los Angeles	41,257	124,623	3,307,686

2001 Major League Baseball Awards

AWARD	RECIPIENT	SELECTED BY
ML Executive of the Year	Pat Gillick	TSN
NL Manager of the Year	Larry Bowa	BBWAA
AL Manager of the Year	Lou Piniella	BBWAA
NL Most Valuable Player	Barry Bonds	BBWAA
AL Most Valuable Player	Ichiro Suzuki	BBWAA
ML Player of the Year	Barry Bonds	TSN
NL Manager of the Year	Larry Bowa	TSN
AL Manager of the Year	Lou Piniella	TSN
NL Cy Young Award	Randy Johnson	BBWAA
AL Cy Young Award	Roger Clemens	BBWAA
NL Pitcher of the Year	Curt Schilling	TSN
AL Pitcher of the Year	Roger Clemens	TSN
NL Fireman of the Year	Robb Nen , Armando Benitez	TSN
AL Fireman of the Year	Mariano Rivera	TSN
NL Jackie Robinson Rookie of the Year	Albert Pujols	BBWAA
AL Jackie Robinson Rookie of the Year	Ichiro Suzuki	BBWAA
NL Rookie Player of the Year	Albert Pujols	TSN
AL Rookie Player of the Year	Ichiro Suzuki	TSN
NL Rookie Pitcher of the Year	Roy Oswalt	TSN
AL Rookie Pitcher of the Year	C. C. Sabathia	TSN
NL Comeback Player of the Year	Matt Morris	TSN
AL Comeback Player of the Year	Ruben Sierra	TSN
NL Hank Aaron Award Winner	Barry Bonds	MLB
AL Hank Aaron Award Winner	Alex Rodriguez	MLB
All-Star Game MVP	Cal Ripken, Jr.	MLB, Chevrolet
NL All-Star Top Vote-Getter	Barry Bonds	MLB, Texaco
AL All-Star Top Vote-Getter	Ichiro Suzuki	MLB, Texaco
Roberto Clemente Award	Curt Schilling	MLB

2001 All-Star Teams

National League		American League	
1B	Todd Helton TSN	1B	Jim Thome TSN
2B	Craig Biggio TSN	2B	Bret Boone TSN
3B	Chipper Jones TSN	3B	Troy Glaus TSN
SS	Rich Aurilia TSN	SS	Alex Rodriguez TSN
OF	Barry Bonds TSN	OF	Ichiro Suzuki TSN
OF	Sammy Sosa TSN	OF	Juan Gonzalez TSN
OF	Luis Gonzalez TSN	OF	Manny Ramirez TSN
C	Mike Piazza TSN	C	Jorge Posada TSN
LHP	Randy Johnson TSN	LHP	Mark Mulder TSN
RHP	Curt Schilling TSN	RHP	Roger Clemens TSN

Gold Glove (Rawlings)

	American League	National League
1B	Doug Mientkiewicz	Todd Helton
2B	Roberto Alomar	Fernando Vina
3B	Eric Chavez	Scott Rolan
SS	Omar Vizquel	Orlando Cabrera
OF	Mike Cameron	Larry Walker
OF	Ichiro Suzuki	Jim Edmonds
OF	Torii Hunter	Andruw Jones
C	Ivan Rodriguez	Brad Ausmus
P	Mike Mussina	Greg Maddux

Silver Slugger Awards (Louisville Slugger)


	American League	National League
1B	Jason Giambi	Todd Helton
2B	Bret Boone	Jeff Kent
3B	Troy Glaus	Albert Pujols
SS	Alex Rodriguez	Rich Aurilia
OF	Manny Ramirez	Barry Bonds
OF	Ichiro Suzuki	Sammy Sosa
OF	Juan Gonzalez	Luis Gonzalez
C	Jorge Posada	Mike Piazza
DH/P	Edgar Martinez	Mike Hampton

KEY

AP.....Associated Press
MLB.....Major League Baseball

BBWAA.....Baseball Writers Association of America
TSN.....The Sporting News

OPPONENTS



RANDY JOHNSON
won his 4th Cy Young
Award while leading
Arizona to the World
Championship in 2001.

Arizona Diamondbacks



NATIONAL LEAGUE—WEST DIVISION

Mailing Address: 401 East Jefferson Street,
Phoenix, Arizona 85004
Telephone: (602) 462-6500
Fax: (602) 462-6527
Stadium: Bank One Ballpark (Capacity: 49,033)
Field dimensions left to right: 330 - 407 - 334
General Manager: Joe Garagiola, Jr.
Field Manager: Bob Brenly
(92-70, second year overall)
Years with club, record: one year (92-70)

2001 Record: 92-70 (1st)
Director of Public Relations: Mike Swanson
Private office number: (602) 462-6530
Director of Team Travel: Roger Riley
Hotel in San Francisco: Westin St. Francis
Hotel phone number: (415) 397-7000
Giants hotel in Arizona: Ritz-Carlton
Hotel phone number: (602) 468-0700

2001 MEETINGS (GIANTS LOST SEASON SERIES, 9-10)

AT PACIFIC BELL PARK (3-6)

DATE	W-L	SCORE	WINNER	LOSER
5/28	L	1-2 (12)	Batista	Worrell
5/29	L	0-1 (18)	Batista	Vogelsong
5/30	L	3-4	Ellis	Hernandez
7/20	W	1-0	Hernandez	Batista
7/21	L	2-9	Schilling	Jensen
7/22	L	4-12	Anderson	Rueter
9/4	W	5-2	Schmidt	Swindell
9/5	L	2-7	Schilling	Ortiz
9/6	W	9-5	Fultz	Lopez

AT BANK ONE BALLPARK (6-4)

DATE	W-L	SCORE	WINNER	LOSER
5/21	L	2-4	SCHILLING	Rueter
5/22	L	8-12	Anderson	Ortiz
5/23	W	5-1	Gardner	Johnson
7/26	W	11-3	Hernandez	Schilling
7/27	W	9-5	Rueter	Anderson
7/28	W	11-4	Ortiz	Lopez
7/29	W	4-3	Estes	Kim
8/28	L	1-4	Johnson	Hernandez
8/29	L	0-2	Witt	Rueter
8/30	W	13-5	Schmidt	Batista

Atlanta Braves



NATIONAL LEAGUE—EAST DIVISION

Mailing Address: 755 Hank Aaron Drive,
Atlanta, Georgia 30315
Telephone: (404) 522-7630
Fax: (404) 614-1391
Stadium: Turner Field (Capacity: 50,062)
Field dimensions left to right: 335 - 400 - 330
General Manager: John Schuerholz
Field Manager: Bobby Cox
(1,704-1,345, 21st year overall)
Years with club, record: 15 years (1,349-1,053)

2001 Record: 88-74 (1st)
Director of Public Relations: Jim Schultz
Private office number: (404) 614-1301
Media Relations Manager: Glen Serra
Private office number: (404) 614-1305
Traveling Secretary: Bill Acree
Hotel in San Francisco: Westin St. Francis
Hotel phone number: (415) 397-7000
Giants hotel in Atlanta: Ritz-Carlton
Hotel phone number: (404) 659-0400

2001 MEETINGS (GIANTS LOST SEASON SERIES, 2-4)

AT PACIFIC BELL PARK (1-2)

DATE	W-L	SCORE	WINNER	LOSER
8/17	L	1-2	Maddux	HERNANDEZ
8/18	L	1-3	Marquis	Rueter
8/29	W	4-1	Schmidt	Glavine

AT TURNER FIELD (1-2)

DATE	W-L	SCORE	WINNER	LOSER
5/18	L	5-6	Cabrera	Nen
5/19	W	6-3	Worrell	Cabrera
5/20	L	6-11	Ligtenberg	Hernandez



Chicago Cubs

NATIONAL LEAGUE—CENTRAL DIVISION

Mailing Address: 1060 West Addison Street,
Chicago, Illinois 60613
Telephone: (773) 404-CUBS
Fax: (773) 404-4129
Stadium: Wrigley Field (Capacity: 39,059)
Field Dimensions left to right: 355 - 400 - 353
President and CEO: Andy McPhail
Field Manager: Don Baylor
(593-640, ninth year overall)
Years with club, record: two years (153-171)
2001 Record: 88-74 (3rd)

Media Relations Director: Sharon Pannoza
Private office number: (773) 404-4021
Media Information Manager: Chuck
Wasserstrom
Private office number: (773) 404-4022
Traveling Secretary: Jimmy Bank
Hotel in San Francisco: Parc 55
Hotel phone number: (415) 392-8000
Giants hotel in Chicago: The Westin
Hotel phone number: (773) 943-7200

2001 MEETINGS (GIANTS SPLIT SEASON SERIES, 3-3)

AT PACIFIC BELL PARK (1-2)

DATE	W-L	SCORE	WINNER	LOSER
4/27	L	3-7	Wood	Gardner
4/28	W	5-0	Estes	Tavarez
4/29	L	2-11	Aybar	Hernandez

AT WRIGLEY FIELD (2-1)

DATE	W-L	SCORE	WINNER	LOSER
8/10	L	3-9	Lieber	Estes
8/11	W	9-4	Hernandez	Borowski
8/12	W	7-6	Rueter	Tapani

Cincinnati Reds

NATIONAL LEAGUE—CENTRAL DIVISION



Mailing Address: 100 Cinergy Field,
Cincinnati, Ohio 45202
Telephone: (513) 421-4510
Fax: (513) 421-7342
Stadium: Cinergy Field (Capacity: 40,007)
Field Dimensions left to right: 330 - 404 - 330
General Manager: James G. Bowden IV
Field Manager: Bob Boone
(247-302, fourth year overall)
Years with club, record: one year (66-96)
2001 Record: 66-96 (5th)

Director of Media Relations: Rob Butcher
Private office number: (513) 421-4510 x4004
Assistant Director of Media Relations:
Mike Vassallo
Private office number: (513) 421-4510 x4002
Traveling Secretary: Gary Wahoff
Hotel in San Francisco: Westin St. Francis
Hotel phone number: (415) 397-7000
Giants hotel in Cincinnati: The Westin
Hotel phone number: (513) 621-7200

2001 MEETINGS (GIANTS LOST SEASON SERIES, 2-4)

AT PACIFIC BELL PARK (0-3)

DATE	W-L	SCORE	WINNER	LOSER
4/24	L	5-9	Brower	Hernandez
4/25	L	5-7	Fernandez	Rueter
4/26	L	5-7	Reyes	Embree

AT CINERGY FIELD (2-1)

DATE	W-L	SCORE	WINNER	LOSER
8/7	W	9-3 (11)	Christiansen	Graves
8/8	L	9-11	Mercado	Schmidt
8/9	W	6-4	Ortiz	Winchester



Colorado Rockies

NATIONAL LEAGUE—WEST DIVISION

Mailing Address: 2001 Blake Street, Denver,
Colorado 80205-2000

Telephone: (303) 292-0200

Fax: (303) 312-2319

Stadium: Coors Field (Capacity: 50,445)

Field dimensions left to right: 347 - 415 - 350

General Manager: Dan O'Dowd

Field Manager: Buddy Bell

(339-441, sixth year overall)

Years with club, record: two years (155-169)

2001 Record: 73-89 (5th)

Senior Director, Communications/Public

Relations: Jay Alves

Private office number: (303) 312-2326

Coordinator, Communications/Public

Relations: Brendan McNicholas

Private office number: (303) 312-2327

Coordinator, Communications/Public

Relations: Billy Witter

Private office number: (303) 312-2329

Director, Major League Operations: Paul Ekins

Hotel in San Francisco: Westin St. Francis

Hotel phone number: (415) 774-0220

Giants hotel in Denver: The Westin Tabor

Center

Hotel phone number: (303) 572-9100

2001 MEETINGS (GIANTS WON SEASON SERIES, 10-9)

AT PACIFIC BELL PARK (6-4)

DATE	W-L	SCORE	WINNER	LOSER
5/24	W	5-1	Estes	Thomson
5/25	L	1-6	Hampton	Hernandez
5/26	L	4-10	Chacon	Rueter
5/27	W	5-4	Ortiz	Neagle
7/18	W	10-0	ORTIZ	Hampton
7/19	W	2-1	Rodriguez	Acevedo
8/31	L	2-5	Thomson	Ortiz
9/1	W	2-1	Nen	Speier
9/2	W	3-1	Hernandez	Chacon
9/3	L	1-4	Jennings	Rueter

AT COORS FIELD (4-5)

DATE	W-L	SCORE	WINNER	LOSER
6/1	W	11-7	Rueter	Chacon
6/2	L	5-7	Jimenez	Nen
6/3	L	2-11	ASTACIO	Gardner
7/23	L	2-8	HAMPTON	Ortiz
7/24	L	4-6	Chacon	Estes
7/25	W	9-3	Jensen	Bohanon
9/7	L	2-3 (12)	Miceli	Worrell
9/8	W	7-3	Rueter	Jennings
9/9	W	9-4 (11)	Gomes	Belitz

Florida Marlins

NATIONAL LEAGUE—EAST DIVISION

Mailing Address: 2267 Dan Marino Boulevard,
Miami, Florida 33056

Telephone: (305) 626-7400

Fax: (305) 626-7302

Stadium: Pro Player Stadium (Capacity: 36,331)

Field dimensions left to right: 330 - 434 - 345

General Manager: Larry Beinfest

Field Manager: Jeff Torborg

(492-551, 10th year overall)

Years with club, record: first year

2001 Record: 76-86 (4th)

Director of Media Relations: Steve Copses

Private office number: (305) 626-7476

Media Relations Coordinator: Jonathan Jensen

Private office number: (305) 626-7465

Media Information Coordinator: Andrew

Feirstein

Private office number: (305) 626-7474

Director of Team Travel: Bill Beck

Hotel in San Francisco: Parc 55

Hotel phone number: (415) 392-8000

Giants hotel in Miami: Sheraton Bal Harbour

Resort

Hotel phone number: (305) 865-7511



2001 MEETINGS (GIANTS WON SEASON SERIES, 4-2)

AT PACIFIC BELL PARK (3-0)

DATE	W-L	SCORE	WINNER	LOSER
8/14	W	13-7	Schmidt	Sanchez
8/15	W	2-1	Nen	Darensbourg
8/16	W	5-3	Worrell	Burnett

AT PRO PLAYER STADIUM (1-2)

DATE	W-L	SCORE	WINNER	LOSER
5/15	W	7-4	Hernandez	Dempster
5/16	L	3-4	Clement	Rueter
5/17	L	3-8	Smith	Ortiz

Houston Astros



NATIONAL LEAGUE—CENTRAL DIVISION

Mailing Address: P.O. Box 288, Houston,
Texas 77001-0288

Telephone: (713) 259-8000

Fax: (713) 259-8238

Stadium: Enron Field (Capacity: 42,000)

Field dimensions left to right: 315 - 435 - 326

General Manager: Gerry Hunsicker

Field Manager: Jimmy Williams
(695-593, 10th year overall)

Years with club, record: first year

2001 Record: 93-69 (1st)

Director of Media Relations: Warren Miller

Private office number: (713) 259-8986

Traveling Secretary: Barry Waters

Hotel in San Francisco: Westin St. Francis

Hotel phone number: (415) 397-7000

Giants hotel in Houston: Westin Galleria

Hotel phone number: (713) 960-8100

2001 MEETINGS (GIANTS SPLIT SEASON SERIES, 3-3)

AT PACIFIC BELL PARK (0-3)

DATE	W-L	SCORE	WINNER	LOSER
9/18	L	2-3	Williams	Nen
9/19	L	3-10	Mlicki	Hernandez
9/20	L	4-5 (10)	Dotel	Nen

AT ENRON FIELD (3-0)

DATE	W-L	SCORE	WINNER	LOSER
10/2	W	4-1	Rueter	Reynolds
10/3	W	11-8	Schmidt	Cruz
10/4	W	10-2	Ortiz	Mlicki

Giants Tops in National League

The Giants have posted the most wins and highest winning percentage in National League history (since 1900). Here's a look at how NL teams have fared:

Team	Won	Lost	Pct.
GIANTS (NEW YORK/SAN FRANCISCO)	8,462	7,287	.537
Diamondbacks (Arizona)	342	306	.528
Dodgers (Brooklyn/Los Angeles)	8,233	7,513	.523
Pirates (Pittsburgh)	8,136	7,609	.517
Cardinals (St. Louis)	8,114	7,633	.515
Cubs (Chicago)	7,968	7,795	.505
Reds (Cincinnati)	7,861	7,740	.504
Astros/Colt. 45's (Houston)	3,145	3,207	.495
Expos (Montreal)	2,522	2,690	.484
Braves (Boston/Milwaukee/Atlanta)	7,525	8,195	.479
Rockies (Colorado)	667	728	.478
Mets (New York)	3,016	3,326	.476
Padres (San Diego)	2,394	2,825	.459
Phillies (Philadelphia)	7,206	8,518	.458
Brewers (Milwaukee)	289	348	.454
Marlins (Florida)	627	764	.451



Los Angeles Dodgers

NATIONAL LEAGUE—WEST DIVISION

Mailing Address: 1000 Elysian Park Avenue,
Los Angeles, California 90012-1199

Telephone: (323) 224-1500

Fax: (323) 224-1269

Stadium: Dodger Stadium (Capacity: 56,000)

Field dimensions left to right: 330 - 395 - 330

General Manager: Dan Evans

Field Manager: Jim Tracy

(86-76, second year overall)

Years with club, record: one year (86-76)

2001 Record: 86-76 (3rd)

Director of Public Relations: John Olguin

Private office number: (323) 224-1301

Director, Team Travel: Shaun Rachau

Hotel in San Francisco: San Francisco Hilton

Hotel phone number: (415) 771-1400

Giants hotel in Los Angeles: Ritz-Carlton
Pasadena

Hotel phone number: (626) 568-3900

2001 MEETINGS (GIANTS LOST SEASON SERIES, 8-11)

AT PACIFIC BELL PARK (4-5)

DATE	W-L	SCORE	WINNER	LOSER
4/17	W	3-2	Rodriguez	Adams
4/18	W	5-4	Fultz	Park
4/19	L	1-10	Gagne	Rueter
6/25	W	5-2	Gardner	Park
6/26	L	8-14	Reyes	Worrell
6/27	L	3-7	Adams	Hernandez
10/5	L	10-11	Carrara	Worrell
10/6	L	2-6	Baldwin	Hernandez
10/7	W	2-1	Gardner	Springer

AT DODGER STADIUM (4-6)

DATE	W-L	SCORE	WINNER	LOSER
4/6	L	1-10	Prokopec	Estes
4/7	L	4-10	Park	Hernandez
4/8	W	8-3	Rueter	Gagne
7/2	L	6-8	Adams	Vogelsong
7/3	L	3-4	Williams	Hernandez
7/4	L	3-4	Herges	Rodriguez
7/5	W	3-2	Ortiz	Reyes
9/24	W	2-1	Hernandez	Baldwin
9/25	L	5-9	Park	Rueter
9/26	W	6-4	Rodriguez	Shaw

Milwaukee Brewers

NATIONAL LEAGUE—CENTRAL DIVISION



Mailing Address: One Brewers Way,
Milwaukee, Wisconsin 53214

Telephone: (414) 902-4400

Fax: (414) 902-4053

Stadium: Miller Park (Capacity: 41,900)

Field dimensions left to right: 342 - 400 - 345

General Manager: Dean Taylor

Field Manager: Davey Lopes

(141-183, third year overall)

Years with club, record: two years (141-183)

2001 Record: 68-94 (4th)

Director of Media Relations: Jon Greenberg

Private office number: (414) 902-4468

Assistant Director of Media Relations:

Jason Parry

Private office number: (414) 902-4470

Media Relations Associate: Nicole Saunches

Private office number: (414) 902-4469

Traveling Secretary: Dan Larrea

Hotel in San Francisco: Parc 55

Hotel phone number: (415) 392-8000

Giants hotel in Milwaukee: The Pfister

Hotel phone number: (414) 273-8222

2001 MEETINGS (GIANTS LOST SEASON SERIES, 4-5)

AT PACIFIC BELL PARK (3-3)

DATE	W-L	SCORE	WINNER	LOSER
4/20	W	3-1	Ortiz	Haynes
4/21	L	3-6	Rigdon	Gardner
4/22	W	6-4	Estes	D'Amico
7/6	W	3-2 (11)	Zerbe	Leskanic
7/7	L	3-13	Haynes	Estes
7/8	L	4-6 (13)	DeJean	Boehringer

AT MILLER PARK (1-2)

DATE	W-L	SCORE	WINNER	LOSER
4/13	W	7-3	Rueter	Wright
4/14	L	6-11	DeJean	Gardner
4/15	L	4-7	Rigdon	Ortiz



Montreal Expos

NATIONAL LEAGUE—EAST DIVISION

Mailing Address: P.O. Box 500, Station "M",
Montreal, Quebec H1V 3P2 Canada

Telephone: (514) 253-3434

Fax: (514) 253-8282

Stadium: Olympic Stadium (Capacity: 46,500)

Field dimensions left to right: 325 - 404 - 325

General Manager: Omar Minaya

Field Manager: Frank Robinson

(680-751, 12th year overall)

Years with club, record: first year

2001 Record: 68-94 (5th)

Director, Media Services: Monique Giroux

Private office number: (514) 251-3521

Traveling Secretary: Sean Cunningham

Hotel in San Francisco: Parc 55

Hotel phone number: (415) 392-8000

Giants hotel in Montreal: Le Centre Sheraton

Hotel phone number: (514) 878-2000

2001 MEETINGS (GIANTS WON SEASON SERIES, 5-2)

AT PACIFIC BELL PARK (3-1)

DATE	W-L	SCORE	WINNER	LOSER
5/7	W	6-2	Ortiz	Armas
5/8	W	9-1	Estes	Thurman
5/9	L	0-8	Vazquez	Hernandez
5/10	W	13-0	Rueter	Reames

AT OLYMPIC STADIUM (2-1)

DATE	W-L	SCORE	WINNER	LOSER
8/21	W	10-2	Ortiz	Pavano
8/22	L	1-7	Vazquez	Estes
8/23	W	10-5	Rodriguez	Lloyd

New York Mets

NATIONAL LEAGUE—EAST DIVISION



Mailing Address: 123-01 Roosevelt Avenue,
Flushing, New York 11368

Telephone: (718) 507-METS

Fax: (718) 639-3619

Stadium: Shea Stadium (Capacity: 56,521)

Field dimensions left to right: 338 - 410 - 338

General Manager: Steve Phillips

Field Manager: Bobby Valentine

(1,042-986, 15th year overall)

Years with club, record: five years (449-362)

2001 Record: 82-80 (3rd)

Media Relations Director: Jay Horwitz

Private office number: (718) 565-4330

Traveling Secretary: Jay Horwitz/
Charlie Samuels

Hotel in San Francisco: Westin St. Francis

Hotel phone number: (415) 397-7000

Giants hotel in New York: Grand Hyatt

Hotel phone number: (212) 883-1234

2001 MEETINGS (GIANTS WON SEASON SERIES, 4-3)

AT PACIFIC BELL PARK (3-0)

DATE	W-L	SCORE	WINNER	LOSER
5/11	W	3-2 (10)	Nen	Wall
5/12	W	10-3	Ortiz	Gonzalez
5/13	W	6-3	Zerbe	Appier

AT SHEA STADIUM (1-3)

DATE	W-L	SCORE	WINNER	LOSER
8/24	L	3-4	Chen	Rueter
8/25	L	2-3 (11)	Riggan	Nen
8/26	L	5-6	Leiter	Ortiz
8/27	W	6-5	Rodriguez	White



Philadelphia Phillies

NATIONAL LEAGUE—EAST DIVISION

Mailing Address: P.O. Box 7575, Philadelphia, Pennsylvania 19101

Telephone: (215) 463-6000

Fax: (215) 389-3050

Stadium: Veterans Stadium (Capacity: 62,411)

Field dimensions left to right: 330 - 408 - 330

General Manager: Ed Wade

Field Manager: Larry Bowa
(167-203, fourth year overall)

Years with club, record: one year (86-76)

2001 Record: 86-76 (2nd)

Vice President, Public Relations: Larry Shenk

Private office number: (215) 952-8366

Director of Media Relations: Leigh Tobin

Private office number: (215) 952-8245

Media Relations Assistant: Greg Casterioto

Private office number: (215) 952-8297

Traveling Secretary: Frank Coppenbarger

Hotel in San Francisco: Westin St. Francis

Hotel phone number: (415) 774-0200

Giants hotel in Philadelphia: Ritz-Carlton
Philadelphia

Hotel phone number: (215) 735-7700

2001 MEETINGS (GIANTS SPLIT SEASON SERIES, 3-3)

AT PACIFIC BELL PARK (2-1)

DATE	W-L	SCORE	WINNER	LOSER
8/3	W	4-2	Rodriguez	Cormier
8/4	L	2-12	Figueroa	Estes
8/5	W	8-4	Hernandez	Person

AT VETERANS STADIUM (1-2)

DATE	W-L	SCORE	WINNER	LOSER
5/4	W	4-2	Hernandez	Chen
5/5	L	2-4	Wolf	Fultz
5/6	L	8-10	Daal	Rueter



Pittsburgh Pirates

NATIONAL LEAGUE—CENTRAL DIVISION

Mailing Address: 115 Federal Street,
Pittsburgh, PA 15212

Telephone: (412) 323-5000

Fax: (412) 325-4413

Stadium: PNC Park at North Shore
(Capacity: 37,898)

Field dimensions left to right: 325 - 399 - 320

General Manager: Dave Littlefield

Field Manager: Lloyd McClendon
(62-100, second year overall)

Years with club, record: one year (62-100)

2001 Record: 62-100 (6th)

Director, Media Relations: Jim Trdinich

Private office number: (412) 325-4728

Manager, Media Services: Dan Hart

Private office number: (412) 325-4976

Traveling Secretary: Greg Johnson

Hotel in San Francisco: Parc 55

Hotel phone number: (415) 392-8000

Giants hotel in Pittsburgh: Westin Convention
Center

Hotel phone number: (412) 281-3700

2001 MEETINGS (GIANTS WON SEASON SERIES, 5-1)

AT PACIFIC BELL PARK (3-0)

DATE	W-L	SCORE	WINNER	LOSER
7/31	W	8-7 (11)	Gomes	Wilkins
8/1	W	3-1	Schmidt	Beimel
8/2	W	3-0	Rueter	McKnight

AT PNC PARK (2-1)

DATE	W-L	SCORE	WINNER	LOSER
5/1	W	11-6	Rueter	Martinez
5/2	W	7-6	Ortiz	Silva
5/3	L	3-4	Silva	Estes



St. Louis Cardinals

NATIONAL LEAGUE—CENTRAL DIVISION

Mailing Address: 250 Stadium Plaza, St. Louis, Missouri 63102

Telephone: (314) 421-3060

Fax: (314) 982-7399

Stadium: Busch Stadium (Capacity: 49,814)

Field dimensions left to right: 330 - 402 - 330

General Manager: Walt Jocketty

Field Manager: Tony LaRussa (1,827-1,647, 24th year overall)

Years with club, record: six years (507-464)

2001 Record: 93-69 (2nd)

Director of Media Relations: Brian Bartow

Private office number: (314) 425-0623

Manager, Media Relations & Publications:

Steve Zesch

Private office number: (314) 425-0625

Assistant to Director of Media Relations:

Brad Hainje

Private office number: (314) 425-0624

Traveling Secretary: C.J. Cherre

Hotel in San Francisco: Westin St. Francis

Hotel phone number: (415) 774-0220

Giants hotel in St. Louis: Westin St. Louis

Hotel phone number: (314) 621-2000

2001 MEETINGS (GIANTS WON SEASON SERIES, 4-2)

AT PACIFIC BELL PARK (3-0)

DATE	W-L	SCORE	WINNER	LOSER
6/29	W	3-2	Rodriguez	Kline
6/30	W	5-2	Rodriguez	Timlin
7/1	W	5-4	Zerbe	An. Benes

AT BUSCH STADIUM (1-2)

DATE	W-L	SCORE	WINNER	LOSER
6/22	W	10-5	HERNANDEZ	Hermanson
6/23	L	5-6	Christiansen	Embree
6/24	L	3-7	Morris	Ortiz

San Diego Padres

NATIONAL LEAGUE—WEST DIVISION



Mailing Address: P.O. Box 122000, San Diego, California 92112-2000

Telephone: (619) 881-6500

Fax: (619) 497-5454

Stadium: Qualcomm Stadium (Capacity: 66,307)

Field dimensions left to right: 327 - 405 - 330

General Manager: Kevin Towers

Field Manager: Bruce Bochy (564-552, eighth year overall)

Years with club, record: seven years (564-552)

2001 Record: 79-83 (4th)

Executive Director, Communications: Glenn Gelfner

Private office number: (619) 881-6509

Media Relations Assistant: John Dever

Private office number: (619) 881-6642

Director of Team Travel: Brian Prilaman

Hotel in San Francisco: Westin St. Francis

Hotel phone number: (415) 397-7000

Giants hotel in San Diego: San Diego Marriott and Marina

Hotel phone number: (619) 234-1500

2001 MEETINGS (GIANTS WON SEASON SERIES, 14-5)

AT PACIFIC BELL PARK (8-2)

DATE	W-L	SCORE	WINNER	LOSER
4/2	W	3-2	Hernandez	Williams
4/4	W	8-7	Nen	Witasick
4/5	W	8-2	Ortiz	Jones
6/4	W	3-2	Estes	JONES
6/5	W	7-6	Hernandez	Davey
6/6	W	6-4	Rueter	Williams
6/7	L	7-10	Eaton	Ortiz
9/28	W	10-5	Estes	Middlebrook
9/29	W	3-1	Ortiz	McElroy
9/30	L	4-5	Tollberg	Worrell

AT QUALCOMM STADIUM (6-3)

DATE	W-L	SCORE	WINNER	LOSER
4/10	W	11-6	Ortiz	Jarvis
4/11	W	2-1	Fultz	Hoffman
4/12	L	3-8	Eaton	Hernandez
6/19	L	3-4 (15)	Witasick	Vogelsong
6/20	W	8-6	Gardner	Jarvis
6/21	W	8-3	Estes	Jones
9/21	W	2-0	Schmidt	Lawrence
9/22	L	3-4 (10)	Hoffman	Boehringer
9/23	W	11-2	Ortiz	Herndon



Baltimore Orioles

AMERICAN LEAGUE—EAST DIVISION

Mailing Address: 333 West Camden Street,
Baltimore, Maryland 21201

Telephone: (410) 685-9800

Fax: (410) 547-6272

Stadium: Oriole Park at Camden Yards
(Capacity: 48,190)

Field dimensions left to right: 337 - 417 - 320

General Manager: Syd Thrift

Field Manager: Mike Hargrove
(858-777, 11th year overall)

Years with club, record: two years (137-186)

2001 Record: 63-98 (4th)

Director, Public Relations: Bill Stetka

Private office number: (410) 547-6156

Manager, Baseball Information: Kevin Behan

Private office number: (410) 547-6159

Traveling Secretary: Phil Itzoe

Hotel in San Francisco: Parc 55

Hotel phone number: (415) 392-8000



New York Yankees

AMERICAN LEAGUE—EAST DIVISION

Mailing Address: Yankee Stadium, Bronx,
New York 10451

Telephone: (718) 293-4300

Fax: (718) 293-8414

Stadium: Yankee Stadium (Capacity: 57,478)

Field dimensions left to right: 387 - 410 - 353

General Manager: Brian Cashman

Field Manager: Joe Torre
(1,476-1,390, 20th year overall)

Years with club, record: six years (582-387)

2001 Record: 95-65 (1st)

Director of Media Relations: Richard Cerrone

Private office number: (718) 579-4456

Assistant Director of Media Relations:
Jason Zillo

Private office number: (718) 579-4515

Traveling Secretary: David Szen

Giants hotel in New York: Grand Hyatt

Hotel phone number: (212) 883-1234

Interleague Firsts

The Giants' game vs. the Texas Rangers, played June 12, 1997 at the Ballpark in Arlington (which began at 7:11 pm CDT), marked the 1st interleague contest in Major League history. Listed below are official MLB interleague firsts accomplished by a Giant on that date or subsequent dates:

Player	Feat	Date	Location
Darryl Hamilton	1st batter	June 12	The Ballpark in Arlington
	1st hit	June 12	The Ballpark in Arlington
Stan Javier	1st home run	June 12	The Ballpark in Arlington
Mark Gardner	1st winning pitcher	June 12	The Ballpark in Arlington
Rod Beck	1st save	June 12	The Ballpark in Arlington
Glenallen Hill	1st NL Designated Hitter	June 12	The Ballpark in Arlington
Rich Aurilia	1st grand slam	June 14	Anaheim Stadium



Oakland Athletics

AMERICAN LEAGUE—WEST DIVISION

Mailing Address: 7000 Coliseum Way,
Oakland, California 94621

Telephone: (510) 638-4900

Fax: (510) 562-1633

Stadium: Network Associates Coliseum
(Capacity: 43,662)

Field dimensions left to right: 330 - 400 - 330

General Manager: Billy Beane

Field Manager: Art Howe
(889-892, 12th year overall)

Years with club, record: six years (487-474)

2001 Record: 102-60 (2nd)

Director of Public Relations: Jim Young

Private office number: (510) 563-2380

Baseball Information Manager: Mike Selleck

Private office number: (510) 563-2233

Director of Team Travel: Mickey Morabito

2001 MEETINGS (GIANTS WON SEASON SERIES, 4-2)

AT PACIFIC BELL PARK (3-0)

DATE	W-L	SCORE	WINNER	LOSER
6/15	W	3-1	Estes	Mulder
6/16	W	2-1	Hernandez	Tam
6/17	w	3-0	Rueter	Hudson

AT NETWORK ASSOCIATES COLISEUM (1-2)

DATE	W-L	SCORE	WINNER	LOSER
6/8	L	2-4	Heredia	Gardner
6/9	W	4-3 (11)	Rodriguez	Mathews
6/10	L	2-6	Mulder	Hernandez

Tampa Bay Devil Rays



AMERICAN LEAGUE—EAST DIVISION

Mailing Address: One Tropicana Drive,
St. Petersburg, Florida 33705

Telephone: (727) 825-3137

Fax: (727) 825-3111

Stadium: Tropicana Field (Capacity: 43,772)

Field dimensions left to right: 315 - 404 - 322

General Manager: Chuck LaMar

Field Manager: Hal McRae
(344-367, 6th year overall)

Years with club, record: one year (58-90)

2001 Record: 62-100 (5th)

Vice President, Public Relations: Rick Vaughn

Private office number: (727) 825-3242

Media Relations Director: Chris Costello

Private office number: (727) 825-3160

Traveling Secretary: Jeff Ziegler

Hotel in San Francisco: Parc 55

Hotel phone number: (415) 392-8000



Toronto Blue Jays

AMERICAN LEAGUE—EAST DIVISION

Mailing Address: 1 Blue Jays Way, Suite 3200,
Toronto, Ontario Canada M5V 1J1

Telephone: (416) 341-1000

Fax: (416) 341-1250

Stadium: Skydome (Capacity: 50,516)

Field dimensions left to right: 328 - 400 - 328

General Manager: J.P. Ricciardi

Field Manager: Buck Martinez
(80-82, second year overall)

Years with club, record: one year (80-82)

2001 Record: 80-82 (3rd)

Vice President, Media Relations: Howard
Starkman

Private office number: (416) 341-1255

Manager, Media Relations: Jay Stenhouse

Private office number: (416) 341-1248

Manager, Team Travel: Bart Given

Giants hotel in Toronto: Park Hyatt Toronto


Hotel phone number: (416) 925-1234

Interleague Play 1997-2001

	Team	Won	Lost	Pct.
1.	Florida	51	33	.607
2.	Oakland	50	36	.581
3.	San Francisco	43	31	.581
4.	New York Yankees	48	36	.571
5.	Cleveland	48	37	.565
	Chicago White Sox	48	37	.565
6.	Houston	41	33	.554
7.	New York Mets	47	38	.533
8.	Atlanta	46	39	.541
9.	Seattle	44	42	.512
10.	Chicago Cubs	37	36	.507

HISTORY

WILLIE McCOVEY, BARRY BONDS and WILLIE MAYS join Mel Ott as the four Giants to have hit 500 home runs, making the franchise the first team to boast four 500-HR Club members.



Giants Franchise Year-By-Year Finishes

Known as **New York Gothams**, 1883-1885

New York Giants, 1886-1957

San Francisco Giants, 1958-present

Year	Manager	Record	Pct.	GB	Finish
1883	John Clapp-Jim Mutrie	.46-50	.479	16	6
1884	Jim Price-Jim Mutrie	.62-50	.554	22	T4
1885	Jim Mutrie	.85-27	.759	2	2
1886	Jim Mutrie	.75-44	.630	12 1/2	3
1887	Jim Mutrie	.68-55	.553	10 1/2	4
1888	Jim Mutrie	.84-47	.641	+9	1'
1889	Jim Mutrie	.83-43	.659	+1	1'
1890	Jim Mutrie	.63-68	.481	24	6
1891	Jim Mutrie	.71-61	.538	13	3
1892	Pat Powers	.71-80	.470	31 1/2	8
1893	Monte Ward	.68-64	.515	19 1/2	5
1894	Monte Ward	.88-44	.667	3	2
1895	George Davis-Jack Doyle-Harvey Watkins	.66-65	.504	21 1/2	9
1896	Arthur Irwin-Bill Joyce	.64-67	.489	27	7
1897	Bill Joyce	.83-48	.634	9 1/2	3
1898	Bill Joyce-Cap Anson	.77-73	.513	25 1/2	7
1899	John Day-Fred Hoey	.60-90	.400	42	10
1900	Buck Ewing-George Davis	.60-78	.435	23	8
1901	George Davis	.52-85	.380	37	7
1902	Horace Fogel-Heinie Smith-John McGraw	.48-88	.353	53 1/2	8
1903	John McGraw	.84-55	.604	6 1/2	2
1904	John McGraw	.106-47	.693	+13	1
1905	John McGraw	.105-48	.686	+9	1'
1906	John McGraw	.96-56	.632	20	2
1907	John McGraw	.82-71	.536	25 1/2	4
1908	John McGraw	.98-56	.636	1T	2
1909	John McGraw	.92-61	.601	18 1/2	3
1910	John McGraw	.91-63	.591	13	2
1911	John McGraw	.99-54	.647	+7 1/2	1
1912	John McGraw	.103-48	.682	+10	1
1913	John McGraw	.101-51	.664	+12 1/2	1
1914	John McGraw	.84-70	.545	10 1/2	2
1915	John McGraw	.69-83	.454	21	8
1916	John McGraw	.86-66	.566	7	4
1917	John McGraw	.98-56	.636	+10	1
1918	John McGraw	.71-53	.573	10 1/2	2
1919	John McGraw	.87-53	.621	9	2
1920	John McGraw	.86-68	.558	7	2
1921	John McGraw	.94-59	.614	+4	1'
1922	John McGraw	.93-61	.604	+7	1'
1923	John McGraw	.95-58	.621	+4 1/2	1
1924	John McGraw	.93-60	.608	+1 1/2	1
1925	John McGraw	.86-66	.566	8 1/2	2
1926	John McGraw	.74-77	.490	13 1/2	5
1927	John McGraw	.92-62	.597	2	3
1928	John McGraw	.93-61	.604	2	2
1929	John McGraw	.84-67	.556	13 1/2	3
1930	John McGraw	.87-67	.565	5	3
1931	John McGraw	.87-65	.572	13	2
1932	John McGraw-Bill Terry	.72-82	.468	18	T6
1933	Bill Terry	.91-61	.599	+5	1'
1934	Bill Terry	.93-60	.608	2	2
1935	Bill Terry	.91-62	.595	8 1/2	3
1936	Bill Terry	.92-62	.597	+5	1
1937	Bill Terry	.95-57	.625	+3	1
1938	Bill Terry	.83-67	.553	5	3
1939	Bill Terry	.77-74	.510	18 1/2	5

Year	Manager	Record	Pct.	GB	Finish
1940	Bill Terry	72-80	.474	27 1/2	6
1941	Bill Terry	74-79	.484	25 1/2	5
1942	Mel Ott	85-67	.559	20	3
1943	Mel Ott	55-98	.359	49 1/2	8
1944	Mel Ott	67-87	.435	38	5
1945	Mel Ott	78-74	.513	19	5
1946	Mel Ott	61-93	.396	36	8
1947	Mel Ott	81-73	.526	13	4
1948	Mel Ott-Leo Durocher	78-76	.506	13 1/2	5
1949	Leo Durocher	73-81	.474	24	5
1950	Leo Durocher	86-68	.558	5	3
1951	Leo Durocher	98-59	.624	+1T	1
1952	Leo Durocher	92-62	.597	4 1/2	2
1953	Leo Durocher	70-84	.455	35	5
1954	Leo Durocher	97-57	.630	+5	1 ¹
1955	Leo Durocher	80-74	.519	18 1/2	3
1956	Bill Rigney	67-87	.435	26	6
1957	Bill Rigney	69-85	.448	26	6
1958	Bill Rigney	80-74	.519	12	3
1959	Bill Rigney	83-71	.539	4	3
1960	Bill Rigney-Tom Sheehan	79-75	.513	16	5
1961	Alvin Dark	85-69	.552	8	3
1962	Alvin Dark	103-62	.624	+1	1
1963	Alvin Dark	88-74	.543	11	3
1964	Alvin Dark	90-72	.556	3	4
1965	Herman Franks	95-67	.586	2	2
1966	Herman Franks	93-68	.578	1 1/2	2
1967	Herman Franks	91-71	.562	10 1/2	2
1968	Herman Franks	88-74	.543	9	2
1969	Clyde King	90-72	.556	3	2W
1970	Clyde King-Charlie Fox	86-76	.531	16	3W
1971	Charlie Fox	90-72	.556	+1	1W
1972	Charlie Fox	69-86	.445	26 1/2	5W
1973	Charlie Fox	88-74	.543	11	3W
1974	Charlie Fox-Wes Westrum	72-90	.444	30	5W
1975	Wes Westrum	80-81	.497	27 1/2	3W
1976	Bill Rigney	74-88	.457	28	4W
1977	Joe Altobelli	75-87	.463	23	4W
1978	Joe Altobelli	89-73	.549	6	3W
1979	Joe Altobelli-Dave Bristol	71-91	.438	19 1/2	4W
1980	Dave Bristol	75-86	.466	17	5W
1981	Frank Robinson	56-55	.505	10 3/2	5/3W
1982	Frank Robinson	87-75	.537	2	3W
1983	Frank Robinson	79-83	.488	12	5W
1984	Frank Robinson-Danny Ozark	66-96	.407	26	6W
1985	Jim Davenport-Roger Craig	62-100	.383	33	6W
1986	Roger Craig	83-79	.512	13	3W
1987	Roger Craig	90-72	.556	+6	1W
1988	Roger Craig	83-79	.512	11 1/2	4W
1989	Roger Craig	92-70	.568	+3	1W
1990	Roger Craig	85-77	.525	6	3W
1991	Roger Craig	75-87	.463	19	4W
1992	Roger Craig	72-90	.444	26	5W
1993	Dusty Baker	103-59	.636	1	2W
1994	Dusty Baker	55-60	.478	3 1/2	2W
1995	Dusty Baker	67-77	.465	11	4W
1996	Dusty Baker	68-94	.420	23	4W
1997	Dusty Baker	90-72	.556	+2	1W
1998	Dusty Baker	89-74	.546	8 1/2	2W
1999	Dusty Baker	86-76	.531	14	2W
2000	Dusty Baker	97-65	.599	+11	1W
2001	Dusty Baker	90-72	.556	2	2W

GIANTS TOTALS, 119 SEASONS9676-8263 .539
SAN FRANCISCO TOTALS, 44 SEASONS3609-3365 .517

¹Denotes World Championship

Giants vs. National League 1900-2001

	ASTROS	BRAVES	BREWERS	CARDS	CUBS	D-BACKS	DODGERS	EXPOS	MARLINS	METS	PADRES	PHILLIES	PIRATES	REDS	ROCKIES	TOTAL
	W-L	W-L	W-L	W-L	W-L	W-L	W-L	W-L	W-L	W-L	W-L	W-L	W-L	W-L	W-L	W-L
1900	—	7-11	—	6-14	8-12	—	10-10	—	—	—	—	7-13	9-11	13-7	—	60-78
1901	—	6-15	—	7-13	9-11	—	6-11	—	—	—	—	8-12	4-16	12-8	—	52-85
1902	—	3-16	—	7-13	10-10	—	10-10	—	—	—	—	6-12	6-13	6-14	—	48-88
1903	—	12-8	—	15-5	12-8	—	12-7	—	—	—	—	15-5	10-10	8-12	—	84-55
1904	—	20-2	—	15-7	11-11	—	19-3	—	—	—	—	17-4	12-10	12-10	—	106-47
1905	—	19-3	—	17-5	12-10	—	15-7	—	—	—	—	14-8	12-10	16-5	—	105-48
1906	—	15-6	—	19-3	7-15	—	13-9	—	—	—	—	15-7	11-11	16-5	—	96-56
1907	—	13-9	—	17-5	6-16	—	12-10	—	—	—	—	11-10	10-12	13-9	—	82-71
1908	—	16-6	—	14-8	11-11	—	16-6	—	—	—	—	16-6	11-11	14-8	—	98-56
1909	—	14-8	—	16-5	11-11	—	15-7	—	—	—	—	12-10	11-11	13-9	—	92-61
1910	—	16-6	—	12-10	8-14	—	14-8	—	—	—	—	15-7	12-10	14-8	—	91-63
1911	—	15-7	—	15-7	11-11	—	16-5	—	—	—	—	12-10	16-6	14-8	—	99-54
1912	—	18-3	—	15-7	9-13	—	16-6	—	—	—	—	17-5	12-8	16-6	—	103-48
1913	—	14-8	—	14-7	14-7	—	14-8	—	—	—	—	14-8	14-8	17-5	—	101-51
1914	—	11-11	—	9-13	13-9	—	13-9	—	—	—	—	12-10	13-9	13-9	—	84-70
1915	—	9-13	—	10-12	14-8	—	8-12	—	—	—	—	7-15	8-14	13-9	—	69-83
1916	—	10-11	—	15-7	12-10	—	7-15	—	—	—	—	9-13	17-5	16-5	—	86-66
1917	—	15-7	—	14-8	15-7	—	13-9	—	—	—	—	14-8	16-6	11-11	—	98-56
1918	—	15-1	—	13-4	6-14	—	12-8	—	—	—	—	10-3	8-11	7-12	—	71-53
1919	—	14-6	—	14-6	14-6	—	12-8	—	—	—	—	14-6	11-9	8-12	—	87-53
1920	—	12-10	—	11-11	15-7	—	7-15	—	—	—	—	12-10	13-9	16-6	—	86-68
1921	—	13-8	—	11-11	14-8	—	10-12	—	—	—	—	16-6	16-6	14-8	—	94-59
1922	—	14-8	—	13-9	14-8	—	14-8	—	—	—	—	15-7	11-11	12-10	—	93-61
1923	—	16-6	—	14-7	12-10	—	11-11	—	—	—	—	19-3	13-9	10-12	—	95-58
1924	—	17-5	—	13-9	13-9	—	14-8	—	—	—	—	14-7	9-13	13-9	—	93-60
1925	—	11-11	—	12-9	15-7	—	12-10	—	—	—	—	13-8	12-10	13-9	—	86-66
1926	—	10-12	—	10-12	8-14	—	13-9	—	—	—	—	12-7	6-16	15-7	—	74-77
1927	—	15-7	—	12-10	12-10	—	12-10	—	—	—	—	15-7	11-11	15-7	—	92-62
1928	—	16-6	—	14-8	8-14	—	13-9	—	—	—	—	17-5	11-11	14-8	—	93-61
1929	—	13-9	—	13-9	10-12	—	7-14	—	—	—	—	16-5	13-8	12-10	—	84-67
1930	—	11-11	—	10-12	12-10	—	9-13	—	—	—	—	16-6	14-8	15-7	—	87-67
1931	—	16-6	—	10-12	10-12	—	10-10	—	—	—	—	14-8	12-10	15-7	—	87-65
1932	—	11-11	—	14-8	7-15	—	7-15	—	—	—	—	11-11	7-15	15-7	—	72-82
1933	—	10-12	—	9-13	13-9	—	14-8	—	—	—	—	15-6	13-9	17-4	—	91-61
1934	—	15-7	—	9-13	10-11	—	14-8	—	—	—	—	15-7	14-8	16-6	—	93-60
1935	—	16-5	—	14-8	8-14	—	13-9	—	—	—	—	12-10	14-8	14-8	—	91-62
1936	—	13-9	—	10-12	11-11	—	13-9	—	—	—	—	17-5	15-7	13-9	—	92-62
1937	—	10-10	—	14-8	10-12	—	16-6	—	—	—	—	15-7	16-6	14-8	—	95-57
1938	—	14-8	—	11-9	10-12	—	14-8	—	—	—	—	16-5	9-13	9-12	—	83-67
1939	—	11-10	—	9-12	11-11	—	10-12	—	—	—	—	14-7	11-11	11-11	—	77-74
1940	—	15-7	—	11-10	10-12	—	5-16	—	—	—	—	12-10	12-10	7-15	—	72-80
1941	—	16-6	—	6-15	13-9	—	8-14	—	—	—	—	16-6	8-14	7-15	—	74-79
1942	—	12-8	—	7-15	13-9	—	8-14	—	—	—	—	17-5	15-7	13-9	—	85-67
1943	—	11-11	—	4-18	9-12	—	8-14	—	—	—	—	8-14	9-13	6-16	—	55-98
1944	—	13-9	—	6-16	12-10	—	12-10	—	—	—	—	10-12	7-15	7-15	—	67-87
1945	—	10-9	—	6-16	11-11	—	7-15	—	—	—	—	17-5	11-11	16-6	—	78-74
1946	—	9-13	—	10-12	5-17	—	7-15	—	—	—	—	12-10	10-12	8-14	—	61-93
1947	—	9-13	—	13-9	15-7	—	8-14	—	—	—	—	12-10	15-7	9-13	—	81-73
1948	—	11-11	—	7-15	11-11	—	11-11	—	—	—	—	14-8	12-10	12-10	—	78-76
1949	—	10-12	—	7-15	10-12	—	8-14	—	—	—	—	11-11	12-10	15-7	—	73-81
1950	—	9-13	—	11-11	17-5	—	10-12	—	—	—	—	12-10	16-6	11-11	—	86-68
1951	—	14-8	—	11-11	15-7	—	11-14	—	—	—	—	16-6	14-8	17-5	—	98-59
1952	—	13-9	—	12-10	12-10	—	14-8	—	—	—	—	10-12	15-7	19-3	—	92-62
1953	—	8-14	—	9-13	13-9	—	7-15	—	—	—	—	9-13	11-11	13-9	—	70-84
1954	—	12-10	—	12-10	15-7	—	13-9	—	—	—	—	16-6	14-8	15-7	—	97-57
1955	—	11-11	—	13-7	10-12	—	9-13	—	—	—	—	10-12	17-5	13-9	—	80-74
1956	—	5-17	—	7-15	15-7	—	8-14	—	—	—	—	11-11	13-9	7-15	—	67-87
1957	—	9-13	—	8-14	9-13	—	10-12	—	—	—	—	10-12	13-9	10-12	—	69-85
1958	—	6-16	—	13-9	10-12	—	16-6	—	—	—	—	14-8	10-12	11-11	—	80-74
1959	—	10-12	—	16-6	10-12	—	8-14	—	—	—	—	13-9	12-10	14-8	—	83-71

	ASTROS W-L	BRAVES W-L	BREWERS W-L	CARDS W-L	CUBS W-L	D-BACKS W-L	DODGERS W-L	EXPOS W-L	MARLINS W-L	METS W-L	PADRES W-L	PHILLIES W-L	PIRATES W-L	REDS W-L	ROCKIES W-L	TOTAL W-L
1960	—	8-14	—	13-9	13-9	—	12-10	—	—	—	—	14-8	8-14	11-11	—	79-75
1961	—	11-11	—	9-13	17-5	—	12-10	—	—	—	—	14-8	12-10	10-12	—	85-69
1962	11-7	11-7	—	9-9	12-6	—	11-10	—	—	14-4	—	13-5	11-7	11-7	—	103-62
1963	10-8	8-10	—	8-10	8-10	—	9-9	—	—	12-6	—	10-8	13-5	10-8	—	88-74
1964	11-7	9-9	—	9-9	9-9	—	12-6	—	—	11-7	—	8-10	10-8	11-7	—	90-72
1965	15-3	8-10	—	10-8	12-6	—	8-10	—	—	13-5	—	10-8	7-11	12-6	—	95-67
1966	12-6	10-8	—	12-6	12-6	—	9-9	—	—	9-9	—	8-10	11-7	10-7	—	93-68
1967	12-6	8-10	—	7-11	8-10	—	13-5	—	—	13-5	—	10-8	10-8	10-8	—	91-71
1968	10-8	9-9	—	10-8	9-9	—	9-9	—	—	11-7	—	9-9	11-7	10-8	—	88-74
1969	8-10	9-9	—	3-9	6-6	—	13-5	11-1	—	4-8	12-6	9-3	7-5	8-10	—	90-72
1970	8-10	11-7	—	7-5	5-7	—	9-9	6-6	—	6-6	13-5	4-8	8-4	9-9	—	86-76
1971	9-9	11-7	—	5-7	9-3	—	6-12	5-7	—	8-4	13-5	6-6	9-3	9-9	—	90-72
1972	5-13	11-7	—	5-7	5-7	—	9-9	6-6	—	4-8	10-4	6-6	3-9	5-10	—	69-86
1973	7-11	10-8	—	6-6	10-2	—	9-9	6-6	—	7-5	11-7	7-5	7-5	8-10	—	88-74
1974	8-10	10-8	—	6-6	6-6	—	6-12	8-4	—	6-6	7-11	4-8	4-8	7-11	—	72-90
1975	13-5	9-8	—	5-7	7-5	—	8-10	7-5	—	4-8	10-8	5-7	7-5	5-13	—	80-81
1976	8-10	9-9	—	5-7	4-8	—	10-8	5-7	—	5-7	10-8	6-6	3-9	9-9	—	74-88
1977	9-9	10-8	—	7-5	3-9	—	4-14	6-6	—	5-7	10-8	3-9	10-2	8-10	—	75-87
1978	12-6	7-11	—	9-3	8-4	—	7-11	7-5	—	9-3	10-8	6-6	8-4	6-12	—	89-73
1979	11-7	7-11	—	5-7	4-8	—	4-14	5-7	—	4-8	10-8	6-6	3-9	12-6	—	71-91
1980	7-11	6-11	—	7-5	7-5	—	5-13	5-7	—	9-3	8-10	6-6	4-8	11-7	—	75-86
1981	6-9	7-5	—	2-3	5-5	—	5-7	5-2	—	4-2	7-6	3-4	7-3	5-9	—	56-55
1982	13-5	10-8	—	5-7	6-6	—	9-9	8-4	—	8-4	8-10	2-10	6-6	12-6	—	87-75
1983	6-12	9-9	—	4-8	8-4	—	13-5	4-8	—	7-5	7-11	7-5	6-6	8-10	—	79-83
1984	6-12	8-10	—	7-5	3-9	—	8-10	5-7	—	8-4	5-13	4-8	6-6	6-12	—	66-96
1985	3-15	8-10	—	2-10	6-6	—	7-11	5-7	—	4-8	6-12	6-6	9-3	6-12	—	62-100
1986	9-9	11-7	—	5-7	6-6	—	10-8	7-5	—	5-7	10-8	3-9	8-4	9-9	—	83-79
1987	8-10	10-8	—	7-5	7-5	—	8-10	7-5	—	3-9	13-5	10-2	6-6	11-7	—	90-72
1988	11-7	13-5	—	7-5	7-5	—	6-12	5-7	—	8-4	10-8	5-7	4-8	7-11	—	83-79
1989	10-8	12-6	—	7-5	6-6	—	8-10	5-7	—	9-3	10-8	8-4	7-5	10-8	—	92-70
1990	8-10	13-5	—	9-3	5-7	—	10-8	5-7	—	5-7	11-7	4-8	4-8	11-7	—	85-77
1991	9-9	9-9	—	4-8	6-6	—	10-8	5-7	—	6-6	7-11	6-6	5-7	8-10	—	75-87
1992	6-12	7-11	—	5-7	4-8	—	11-7	7-5	—	2-10	7-11	9-3	6-6	8-10	—	72-90
1993	10-3	6-7	—	4-8	6-6	—	6-7	9-3	8-4	8-4	10-3	8-4	7-5	11-2	10-3	103-59
1994	2-8	1-5	—	2-4	4-5	—	5-5	7-5	4-2	6-6	2-5	8-4	5-1	2-7	7-3	55-60
1995	3-5	1-7	—	7-6	7-5	—	5-8	6-7	3-5	8-5	7-6	6-6	6-6	3-3	5-8	67-77
1996	4-8	5-7	—	7-6	5-7	—	6-7	4-9	7-5	6-6	2-11	6-6	4-8	4-9	8-5	68-94
1997	8-3	4-7	—	3-8	6-5	—	6-6	5-6	6-5	8-3	8-4	8-3	3-8	7-4	8-4	90-72
1998	3-6	2-7	4-5	7-5	3-7	7-5	6-6	6-3	9-0	5-4	4-8	6-2	7-2	7-2	5-7	89-74
1999	4-5	5-4	5-4	6-3	7-1	3-9	5-8	5-4	5-4	2-7	7-5	6-2	5-4	5-4	9-4	86-76
2000	8-1	3-6	6-3	5-4	5-4	7-6	5-7	6-3	6-3	5-3	7-5	7-2	6-2	6-3	7-6	97-65
2001	3-3	2-4	4-5	4-2	3-3	9-10	8-11	5-2	4-2	4-3	14-5	3-3	5-1	2-4	10-9	90-72
NY TOTALS																
Wins	—	720	—	657	655	—	650	—	—	—	—	762	683	728	—	6067
Losses	—	525	—	595	606	—	606	—	—	—	—	482	578	530	—	4898
SF TOTALS																
Wins	326	354	19	295	309	26	366	198	52	275	286	316	310	365	69	3609
Losses	316	367	17	291	280	30	394	180	30	226	250	271	275	358	49	3365
OVERALL																
Wins	326	1074	19	952	964	26	1016	198	52	275	286	1078	992	1093	69	9658
Losses	316	892	17	886	886	30	1000	180	30	226	250	753	853	888	49	8263

Giants vs. American League 1997-2001

	ANGELS W-L	ATHLETICS W-L	MARINERS W-L	RANGERS W-L	INTERLEAGUE TOTAL
1997	3-1	2-2	3-1	2-2	10-6
1998	2-1	2-2	2-1	2-1	8-5
1999	2-1	3-3	2-1	0-3	7-8
2000	1-2	3-3	1-2	3-0	8-7
2001	3-0	4-2	1-2	2-1	10-5
OVERALL	11-5	14-12	9-7	9-7	43-31

Giants Yearly Win-Loss Breakdown 1900-2001

Year	Home	Road	Day	Night	Pre-ASB	Post-ASB	X-Inn	SHO	1-RUN
1900	38-31	22-47	60-78	—	—	—	2-3	4-8	49-53
1901	30-38	22-47	52-85	—	—	—	2-6	4-8	13-19
1902	22-44	22-44	48-88	—	—	—	4-5	11-19	15-22
1903	41-27	43-28	84-55	—	—	—	6-6	8-10	13-23
1904	56-26	50-21	106-47	—	—	—	5-3	20-7	26-18
1905	54-21	51-27	105-48	—	—	—	9-2	18-11	25-18
1906	51-24	45-32	96-56	—	—	—	5-5	16-14	29-20
1907	45-30	37-41	82-71	—	—	—	9-9	21-18	31-31
1908	52-25	46-31	98-56	—	—	—	10-2	22-8	26-20
1909	44-33	48-28	92-61	—	—	—	7-7	16-12	34-17
1910	52-26	39-37	91-63	—	—	—	9-2	9-9	26-23
1911	49-25	50-29	99-54	—	—	—	3-2	18-6	23-13
1912	49-25	54-23	103-48	—	—	—	5-4	7-6	29-14
1913	54-23	47-28	101-51	—	—	—	12-5	10-15	30-15
1914	43-36	41-34	84-70	—	—	—	4-2	19-11	17-21
1915	37-38	32-45	69-83	—	—	—	4-10	19-19	18-22
1916	47-30	39-36	86-66	—	—	—	9-11	22-12	24-21
1917	50-28	48-28	98-56	—	—	—	6-7	15-11	28-20
1918	35-21	36-32	71-53	—	—	—	4-4	15-9	22-12
1919	46-23	41-30	87-53	—	—	—	8-6	11-8	25-13
1920	45-35	41-33	86-68	—	—	—	11-6	17-13	20-21
1921	53-26	41-33	94-59	—	—	—	9-6	5-6	21-21
1922	51-27	42-34	93-61	—	—	—	7-5	7-7	30-23
1923	47-30	48-28	95-58	—	—	—	5-7	8-7	28-16
1924	51-26	42-34	93-60	—	—	—	6-5	4-3	15-14
1925	47-29	39-37	86-66	—	—	—	6-7	6-9	24-14
1926	43-33	31-44	74-77	—	—	—	7-6	4-12	27-23
1927	49-25	43-37	92-62	—	—	—	9-8	6-5	31-15
1928	51-26	42-35	93-61	—	—	—	8-5	6-5	35-20
1929	39-37	45-30	84-67	—	—	—	7-7	10-10	12-26
1930	47-31	40-36	87-67	—	—	—	7-7	6-3	19-23
1931	50-27	37-38	87-65	—	—	—	1-6	17-10	18-25
1932	37-40	35-42	72-82	—	—	—	8-7	3-4	17-31
1933	48-27	43-34	91-61	—	44-27	47-34	7-4	23-11	29-16
1934	49-26	44-34	93-60	—	48-28	45-32	3-7	13-11	21-23
1935	50-27	41-35	91-62	—	50-21	41-41	13-6	10-7	24-10
1936	52-26	40-36	92-62	—	40-32	52-30	6-4	12-9	33-21
1937	50-25	45-32	95-57	—	42-26	53-31	6-5	12-6	28-17
1938	43-30	40-37	83-67	—	46-26	37-41	3-5	8-15	24-15
1939	41-33	36-41	77-74	—	40-33	37-41	5-1	6-6	19-22

Year	Home	Road	Day	Night	Pre-ASB	Post-ASB	X-Inn	SHO	1-RUN
1940	33-43	39-37	64-76	8-4	40-26	32-54	7-5	10-12	19-22
1941	38-39	36-40	71-72	3-7	39-32	35-47	6-6	12-10	21-25
1942	47-31	38-36	80-62	5-5	40-37	45-30	8-9	12-8	21-18
1943	34-43	21-55	55-90	0-8	31-46	24-52	8-9	5-12	23-32
1944	39-36	28-51	53-70	14-17	37-39	30-48	4-10	4-15	21-21
1945	47-30	31-44	64-60	14-14	41-36	37-38	5-7	13-6	28-23
1946	38-39	23-54	53-74	8-19	33-41	28-52	3-7	7-12	23-38
1947	45-31	36-42	67-61	14-12	37-30	44-43	5-3	6-7	19-24
1948	37-40	41-36	65-60	13-16	36-37	42-39	5-3	15-7	17-26
1949	43-34	30-47	58-61	15-20	38-38	35-43	6-5	10-16	12-20
1950	44-32	44-36	61-53	25-15	34-39	52-29	6-8	19-7	26-17
1951	50-28	48-31	70-46	28-13	44-36	52-23	9-9	9-7	34-21
1952	50-27	42-35	61-44	31-18	47-26	45-36	8-5	12-10	27-16
1953	38-39	32-45	52-54	18-30	45-37	25-47	3-8	10-8	9-24
1954	53-23	44-34	64-39	33-18	57-27	40-30	10-6	19-7	27-24
1955	44-35	36-39	50-46	30-28	42-41	38-33	9-9	6-5	24-19
1956	37-40	30-47	44-53	23-34	31-44	36-43	6-11	9-10	28-25
1957	37-40	32-45	46-49	23-36	37-43	32-42	10-10	9-15	26-29
1958	44-33	36-41	55-40	25-34	41-38	39-36	9-9	7-10	29-28
1959	42-35	41-36	47-54	36-27	46-35	37-36	7-8	12-9	20-22
1960	45-32	34-43	47-43	32-38	40-38	39-37	4-9	16-8	23-25
1961	45-32	40-37	52-36	31-33	44-39	41-30	7-5	9-9	29-28
1962	61-21	42-41	67-31	36-31	57-31	46-31	5-5	10-7	26-18
1963	51-31	37-43	46-39	42-35	48-37	40-37	9-11	9-12	33-28
1964	44-37	46-35	54-33	36-39	47-31	43-41	14-4	17-10	29-24
1965	51-30	44-37	56-33	39-34	45-38	50-29	11-5	17-10	24-21
1966	47-34	46-34	52-40	41-28	54-33	39-35	12-9	14-12	28-20
1967	51-31	40-40	46-43	45-28	45-38	46-33	9-9	17-9	29-29
1968	42-39	46-35	48-43	40-31	42-42	46-32	5-8	20-18	27-20
1969	52-29	38-43	52-36	38-36	54-42	36-30	9-11	15-10	27-32
1970	48-33	38-43	43-30	43-46	41-44	45-32	8-10	7-8	27-15
1971	51-30	39-42	50-31	40-41	55-35	35-37	13-6	14-6	26-25
1972	34-43	35-43	32-46	37-40	41-52	28-34	8-9	8-15	18-28
1973	47-34	41-40	47-29	41-45	56-43	32-31	13-2	8-9	31-24
1974	37-44	35-46	39-42	33-48	45-53	27-37	7-7	11-12	22-27
1975	46-35	34-46	42-37	38-44	41-47	39-34	10-5	9-10	25-24
1976	40-41	34-47	39-39	35-49	35-52	39-36	7-13	18-17	22-29
1977	38-43	37-44	33-38	42-49	43-51	32-36	9-9	10-10	26-26
1978	50-31	39-42	46-31	43-42	52-34	37-39	11-9	17-12	42-26
1979	38-43	33-48	34-40	37-51	45-48	26-43	5-6	6-14	21-30
1980	44-37	31-49	35-30	40-56	37-43	38-43	8-8	10-16	27-27
1981	29-24	27-31	18-27	38-28	27-32	29-23	7-7	9-9	13-18
1982	45-36	42-39	35-26	52-49	42-46	45-29	11-6	4-11	38-28
1983	43-38	36-45	35-32	44-51	39-40	40-43	6-6	9-6	27-31
1984	35-46	31-50	30-39	36-57	33-50	33-46	6-16	7-10	29-34
1985	38-43	24-57	39-52	23-48	33-55	29-45	10-9	5-14	22-36
1986	46-35	37-44	40-37	43-42	48-40	35-39	12-9	10-12	30-30
1987	46-35	44-37	42-24	48-48	44-44	46-28	12-11	10-8	29-33
1988	45-36	38-43	39-28	44-51	46-39	37-40	6-12	13-14	25-26
1989	53-28	39-42	39-26	53-44	51-36	41-34	5-8	16-6	30-25
1990	49-32	36-45	33-30	52-47	44-39	41-38	7-8	6-6	25-23
1991	43-38	32-49	34-27	41-60	35-46	40-41	5-8	10-13	23-32
1992	42-39	30-51	36-32	36-58	43-44	29-46	10-12	12-18	22-28
1993	50-31	53-28	54-26	49-33	59-30	44-29	8-5	9-5	28-18
1994	29-31	26-29	30-31	25-29	39-50	16-10	4-7	4-2	19-16
1995	37-35	30-42	37-34	30-43	33-36	34-41	8-7	5-8	26-15
1996	38-44	30-50	35-43	33-51	38-48	30-53	6-10	8-12	17-29
1997	48-33	42-39	41-33	49-39	51-36	39-36	11-3	9-4	23-17
1998	49-32	40-42	42-29	47-45	52-37	37-37	12-8	6-8	25-29
1999	49-32	37-44	40-34	46-42	50-38	36-38	7-7	3-2	27-23
2000	55-25	42-39	37-29	60-36	46-39	51-26	7-5	15-5	18-22
2001	49-32	41-40	30-26	60-46	46-42	44-32	6-9	8-4	28-22

Giants Franchise Records 1883-2001

Batting

Player Longest With Club	Willie Mays (22 years), Mel Ott (22 years)
Highest Batting Average	Bill Terry (.401) 1930
Most Games (Season)	Jose Pagan (164) 1962
Most Games (Lifetime)	Willie Mays (2,857)
Most At Bats (Season)	Joe Moore (681) 1935
Most At Bats (Lifetime)	Willie Mays (10,477)
Most Hits (Season)	Bill Terry (254) 1930
Most Hits (Lifetime)	Willie Mays (3,187)
Most Hits (Game)	6 (8 times) Most Recent: Mike Benjamin, 6/14/95
Most Pinch Hits (Season)	Sam Leslie (22) 1932
Most Runs Scored (Season)	Mike Tiernan (147) 1889
Since 1900	Bill Terry (139) 1930
Most Runs Scored (Lifetime)	Willie Mays (2,011)
Longest Consecutive Game	
Hitting Streak	George Davis (33) 1893
Since 1900	Jack Clark (26) 1978
Most Doubles (Season)	Jeff Kent (49) 2001
Most Doubles (Game)	3 (many players) Most Recent: Doug Mirabelli, 6/24/00
Most Triples (Season)	George Davis (26) 1893
Since 1900	Larry Doyle (25) 1911
Most Triples (Game)	Bill Joyce (4) 5/18/1897
Most Home Runs (Season)	Barry Bonds (73) 2001
Most Home Runs (Lifetime)	Willie Mays (646)
Most Home Runs (Game)	Willie Mays (4) 4/30/61
Most Pinch Hit Home Runs (Season)	Mike Ivie (4) 1978; Candy Maldonado (4) 1986; Ernest Riles (4) 1990
Most Grand Slams (Season)	3 (5 times) Most Recent: Jeff Kent 1997
Most Runs Batted In (Season)	Mel Ott (151) 1929
Most Runs Batted In (Lifetime)	Mel Ott (1,860)
Most Runs Batted In (Game)	Phil Weintraub (11) 4/30/44
Most Bases on Balls (Season)	Barry Bonds (177) 2001
Most Strikeouts (Season)	Bobby Bonds (189) 1970
Most Game-Winning RBIs (Season)	Jack Clark (21) 1982
Most Times Hit By Pitch (Season)	Ron Hunt (26) 1970
Most Sacrifice Hits (Season)	Art Devlin (36) 1907
Most Sacrifice Flies (Season)	J.T. Snow (14) 2000
Most Stolen Bases (Season)	John Ward (111) 1883
Since 1900	George Burns (62) 1914
Most Stolen Bases (Lifetime)	George Burns (334)

Pitching

Most Games (Season)	Julian Tavarez (89) 1997
Most Games (Lifetime)	Gary Lavelle (647)
Most Games Won (Season)	Christy Mathewson (37) 1908
Most Games Won (Lifetime)	Christy Mathewson (372)
Most Games Lost (Season)	Luther Taylor (27) 1901
Most Consecutive Games	
Won (Season)	Rube Marquard (19) 1912
Most Seasons, 20 or More Wins	Christy Mathewson (13)
Most Shutouts (Season)	Christy Mathewson (12) 1908
Most Shutouts (Lifetime)	Christy Mathewson (83)
Most Consecutive Shutouts	
(Season)	Sal Maglie (4) 1950, Gaylord Perry (4) 1970
Most Consecutive Scoreless	
Innings (Season)	Carl Hubbell (46.1) 1933
Most Complete Games (Season)	Joe McGinnity (44) 1903
Most Complete Games (Lifetime)	Christy Mathewson (434)
Most Strikeouts (Season)	Christy Mathewson (267) 1903
Most Strikeouts (Lifetime)	Christy Mathewson (2,502)
Most Strikeouts (Game)	Christy Mathewson (16) 10/3/04
Most Innings (Season)	Joe McGinnity (434) 1903
Most Innings (Career)	Christy Mathewson (4,781)
Lowest ERA (Season, 162 Innings)	Carl Hubbell (1.66) 1933
Most Saves (Season)	Rod Beck (48) 1993
Most Saves (Career)	Rod Beck (199)

Team

Most Games Won (Season)	(106) 1904
Most Games Lost (Season)	(100) 1985
Highest Club Batting Average (Season)	(.319) 1930
Lowest Club ERA (Season)	(2.71) 1968
Most Shutout Games Won (Season)	(25) 1908
Most One-Run Games Won (Season)	(42) 1978
Longest Winning Streak (Season)	(26 games) 1916
Longest Losing Streak (Season)	(13 games) 1902, 1944
Most Runs (Season)	(959) 1930
Most Runs (Game)	(29) 6/15/1887
Since 1900	(26) 4/30/44
Most Runs (Inning)	(13) 5 times, Most Recent: 7/15/97
Most Hits (Season)	(1,769) 1930
Most Hits (Game)	(31) 6/9/01
Most Doubles (Season)	(307) 1999
Most Triples (Season)	(105) 1911
Most Home Runs (Season)	(235) 2001
Most Home Runs (Game)	(8) 4/30/61, (Mays 4, Pagan 2, F. Alou 1, Cepeda 1)
Most Pinch Hit Home Runs (Season)	(14) 2001
Most Grand Slams (Season)	(7) 1951, 1954, 1970, 1998
Most Pinch Hit Grand Slam Home	
Runs (Season)	(3) 1973, 1978
Most Total Bases (Season)	(2,628) 1930
Most Total Bases (Game)	(50) 5/13/58
Most Players Five or More Hits (Game)	(3) 6/9/01, 6/1/23
Most Stolen Bases (Season)	(347) 1911
Most Errors (Season)	(307) 1909
Fewest Errors (Season)	(93) 2000
Most Double Plays (Season)	(183) 1987
Longest Game (Time, Nine Innings)	(4:27) 10/5/2001
Longest Game (Time and Innings)	(7:23, 23 innings) San Francisco at New York 5/31/64
Most Players Used (Season)	(51) 1990
Most Pitchers Used (Season)	(26) 1990

San Francisco Giants Records 1958-2001

Batting

Player Longest With Club	Willie McCovey (19 years)
Highest Batting Average (Season)	Willie Mays (.347) 1958
Most Games (Season)	Jose Pagan (164) 1962
Most Games (Lifetime)	Willie McCovey (2,256)
Most At Bats (Season)	Bobby Bonds (663) 1970
Most At Bats (Lifetime)	Willie Mays (7,578)
Most Hits (Season)	Willie Mays (208) 1958
Most Hits (Lifetime)	Willie Mays (2,284)
Most Hits (Game)	Jesus Alou (6) 7/10/64; Mike Benjamin (6) 6/14/95
Most Hits (Rookie Season)	Orlando Cepeda (188) 1958
Most Pinch Hits (Season)	Ken Oberkfell (18) 1989
Most Runs Scored (Season)	Bobby Bonds (134) 1970
Most Runs Scored (Lifetime)	Willie Mays (1,480)
Most Runs Scored (Game)	Willie Mays (5) 4/24/64; Willie Mays (5) 9/19/64; Barry Bonds (5) 8/4/93 Barry Bonds (5) 4/18/00
Longest Consecutive Game	
Hitting Streak	Jack Clark (26) 1978
Most Doubles (Season)	Jack Clark (46) 1978
Most Doubles (Game)	3 (many players) Most Recent: Doug Mirabelli 6/24/00
Most Triples (Season)	Willie Mays (12) 1960
Most Triples (Game)	Willie Mays (3) 9/15/60
Most Home Runs (Season)	Barry Bonds (73) 2001
Most Home Runs (Lifetime)	Willie McCovey (469)
Most Home Runs (Game)	Willie Mays (4) 4/30/61
Most Pinch Hit Home Runs (Season)	Mike Ivie (4) 1978; Candy Maldonado (4) 1986; Ernest Riles (4) 1990
Most Home Runs (Rookie Season)	Jim Ray Hart (31) 1964
Most Grand Slams (Season)	Willie McCovey (3) 1967; Jeff Kent (3) 1997
Most Pinch Hit Grand Slam Home	
Runs (Season)	Mike Ivie (2) 1978
Most Runs Batted In (Season)	Orlando Cepeda (142) 1961
Most Runs Batted In (Lifetime)	Willie McCovey (1,388)
Most Runs Batted In (Game)	Willie Mays (8) 4/30/61; Orlando Cepeda (8) 7/4/61
Most Runs Batted In (Rookie Season)	Orlando Cepeda (96) 1958
Most Bases on Balls (Season)	Barry Bonds (177) 2001
Most Strikeouts (Season)	Bobby Bonds (189) 1970
Most Times Hit by Pitch (Season)	Ron Hunt (26) 1970
Most Sacrifice Hits (Season)	Rick Reuschel (19) 1988
Most Sacrifice Flies (Season)	J. Snow (14) 2000
Most Stolen Bases (Season)	Bill North (58) 1979
Most Stolen Bases (Lifetime)	Bobby Bonds (263)
Most Stolen Bases (Rookie Season)	Dan Gladden (31) 1984

Pitching

Most Games (Season)	Julian Tavarez (89) 1997
Most Games (Lifetime)	Gary Lavelle (647)
Most Games Won (Season)	Juan Marichal (26) 1968
Most Games Won (Lifetime)	Juan Marichal (238)
Most Games Lost (Season)	Ray Sadecki (18) 1968
Most Games Won (Rookie Season)	John Montefusco (15) 1975
Most Consecutive Games Won	
(Season)	Jack Sanford (16) 1962
Most Seasons, 20 or More Wins	Juan Marichal (6)
Most Shutouts (Season)	Juan Marichal (10) 1965
Most Shutouts (Lifetime)	Juan Marichal (52)
Most Consecutive Shutouts	
(Season)	Gaylord Perry (4) 1970
Most Consecutive Scoreless Innings	
(Season)	Gaylord Perry (40) 1970
Most Complete Games (Season)	Juan Marichal (30) 1968
Most Complete Games (Lifetime)	Juan Marichal (244)
Most Strikeouts (Season)	Juan Marichal (248) 1963
Most Strikeouts (Lifetime)	Juan Marichal (2,281)
Most Strikeouts (Game)	Gaylord Perry (15) 7/22/66
Most Strikeouts (Rookie Season)	John Montefusco (215) 1975
Most Innings (Season)	Gaylord Perry (329) 1970
Most Innings (Career)	Juan Marichal (3,442)
Lowest ERA (Season, 162 Innings)	Bob Bolin (1.98) 1968
Most Saves (Season)	Rod Beck (48) 1993
Most Saves (Career)	Rod Beck (199)

Team

Most Games Won (Season)	(103) 1962, 1993
Most Games Lost (Season)	(100) 1985
Highest Club Batting Average (Season)	(.278) 2000
Lowest Club ERA (Season)	(2.71) 1968
Most Shutout Games Won (Season)	(20) 1968
Most One-Run Games Won (Season)	(42) 1978
Longest Winning Streak (Season)	(14 games) 1965
Longest Losing Streak (Season)	(10 games) 1985, 1996
Most Runs (Season)	(925) 2000
Most Runs (Game)	(23) 6/8/90 at Atlanta
Most Runs (Inning)	(13) 5/7/66, 7/15/97
Most Hits (Season)	(1,552) 1962
Most Hits (Game)	(27) 6/8/90 at Atlanta
Most Doubles (Season)	(307) 1999
Most Triples (Season)	(62) 1960
Most Home Runs (Season)	(235) 2001
Most Home Runs (Game)	(8) 4/30/61, (Mays 4, Pagan 2, F. Alou 1, Cepeda 1)
Most Pinch Hit Home Runs (Season)	(14) 2001
Most Grand Slam Home Runs (Season)	(7) 1970, 1998
Most Pinch Hit Grand	
Slam Home Runs (Season)	(3) 1973, 1978
Most Total Bases (Season)	(2,582) 2001
Most Total Bases (Game)	(50) 5/13/58
Most Players Five or More Hits (Game)	(2) 7/17/78, (Evans, Whitfield)
Most Stolen Bases (Season)	(148) 1986
Most Errors (Season)	(186) 1976
Fewest Errors (Season)	(93) 2000
Most Double Plays (Season)	(183) 1987
Longest Game (Time, Nine Innings)	(4:27) 10/5/2001
Longest Game (Time and Innings)	(7:23, 23 innings) San Francisco at New York 5/31/64
Most Players Used (Season)	(51) 1990
Most Pitchers Used (Season)	(26) 1990

Franchise Batting All-Time Top Tens

Games

Mays	2857
Ott	2730
McCovey	2256
Terry	1721
Jackson	1656
Doyle	1615
Davenport	1501
Lockman	1485
Tiernan	1474
G.J. Burns	1362

Extra Base Hits

Mays	1289
Ott	1071
McCovey	822
Ba. Bonds	689
Terry	640
Tiernan	515
Jackson	512
Cepeda	474
W. Clark	462
Doyle	459

Total Bases

Mays	5907
Ott	5041
McCovey	3779
Terry	3253
Ba. Bonds	2835
Tiernan	2765
Jackson	2636
Doyle	2461
Cepeda	2234
Lockman	2216
J. Moore	2216

Triples

Tiernan	159
Mays	139
Connor	129
Doyle	117
Terry	112
Ewing	108
G.S. Davis	97
Youngs	93
Van Haltren	90
Jackson	86

Hits

Mays	3187
Ott	2876
Terry	2193
McCovey	1974
Tiernan	1875
Jackson	1768
Doyle	1751
J. Moore	1615
Van Haltren	1592
Lockman	1571

At-Bats

Mays	10477
Ott	9456
McCovey	7214
Terry	6428
Jackson	6086
Doyle	5995
Tiernan	5910
Lockman	5584
J. Moore	5427
G.J. Burns	5311

Batting Average

Terry	.341
G.S. Davis	.335
Connor	.334
Van Haltren	.323
Youngs	.322
Frisch	.321
Lindstrom	.318
Tiernan	.317
Ewing	.315
E. Meusel	.314

Runs Batted In

Ott	1860
Mays	1859
McCovey	1388
Terry	1078
Ba. Bonds	986
Jackson	929
Tiernan	852
G.S. Davis	805
Cepeda	767
Kelly	761

Home Runs

Mays	646
Ott	511
McCovey	469
Ba. Bonds	391
Williams	247
Cepeda	226
Thomson	189
Bo. Bonds	186
W. Clark	176
J. Clark	163

Doubles

Mays	504
Ott	488
Terry	374
McCovey	308
Jackson	291
Doyle	275
G.J. Burns	267
Ba. Bonds	263
J. Moore	258
W. Clark	249

Runs

Mays	2011
Ott	1859
Tiernan	1312
Terry	1120
McCovey	1113
Ba. Bonds	1041
Van Haltren	982
Connor	939
Doyle	906
G.J. Burns	877

Stolen Bases

G.J. Burns	334
Mays	332
Doyle	271
Devlin	264
Bo. Bonds	263
Ba. Bonds	233
Murray	231
Frisch	224
Merkle	192
Snodgrass	190

Franchise Pitching All-Time Top Tens

Games

Lavelle	647
Mathewson	634
Minton	552
Hubbell	535
Moffitt	459
Marichal	458
Fitzsimmons	403
Barr	394
Schumacher	391
Perry	367

Wins

Mathewson	372
Hubbell	253
Marichal	238
Fitzsimmons	170
Schumacher	158
McGinnity	151
Wiltse	136
Perry	134
Jansen	120
Tesreau	115

Completed Games

Mathewson	434
Hubbell	245
Marichal	244
Fitzsimmons	150
Schumacher	133
Perry	125
Tesreau	124
Jansen	105
Marquard	100
Nehf	95

Bases on Balls

Schumacher	902
Mathewson	839
Hubbell	725
Marichal	690
Fitzsimmons	670
Ames	620
Perry	581
Tesreau	572
Antonelli	548
Taylor	535

Shutouts

Mathewson	83
Marichal	52
Hubbell	36
Wiltse	29
Schumacher	29
Tesreau	27
McGinnity	26
Taylor	21
Fitzsimmons	21
Antonelli	21
Perry	21

Innings Pitched

Mathewson	4772
Hubbell	3591
Marichal	3443
Fitzsimmons	2515
Schumacher	2483
Perry	2295
McGinnity	2151
Wiltse	2050
Ames	1944
Taylor	1853

Saves

Beck	199
Nen	163
Lavelle	127
Minton	125
Moffitt	83
Linzey	77
Garrelts	48
Miller	46
Brantley	42
McMahon	36

Strikeouts

Mathewson	2502
Marichal	2281
Hubbell	1677
Perry	1606
Ames	1118
McCormick	1030
Bolin	977
Wiltse	948
Antonelli	919
Schumacher	906

San Francisco Batting All-Time Top Tens

Games	
McCovey.....	2256
Mays.....	2095
Davenport.....	1501
Thompson.....	1304
Ba. Bonds.....	1286
W. Clark.....	1160
Williams.....	1120
Cepeda.....	1114
Speier.....	1114
Lanier.....	1101

Hits	
Mays.....	2284
McCovey.....	1974
Ba. Bonds.....	1329
Cepeda.....	1286
W. Clark.....	1278
Thompson.....	1187
Davenport.....	1142
Bo. Bonds.....	1116
Williams.....	1092
J. Clark.....	1034

Home Runs	
McCovey.....	469
Mays.....	459
Ba. Bonds.....	391
Williams.....	247
Cepeda.....	226
Bo. Bonds.....	186
W. Clark.....	176
J. Clark.....	163
Hart.....	157
Mitchell.....	143

At-Bats	
Mays.....	7578
McCovey.....	7214
Thompson.....	4612
Davenport.....	4427
Ba. Bonds.....	4348
W. Clark.....	4269
Cepeda.....	4178
Williams.....	4139
Bo. Bonds.....	4047
Fuentes.....	3823

Doubles	
Mays.....	376
McCovey.....	308
Ba. Bonds.....	263
W. Clark.....	249
Thompson.....	238
Cepeda.....	226
Kent.....	205
J. Clark.....	197
Bo. Bonds.....	188
Williams.....	179

Runs Batted In	
McCovey.....	1388
Mays.....	1350
Ba. Bonds.....	986
Cepeda.....	767
Williams.....	732
W. Clark.....	709
J. Clark.....	595
Kent.....	581
Bo. Bonds.....	552
Hart.....	526

Runs	
Mays.....	1480
McCovey.....	1113
Ba. Bonds.....	1041
Bo. Bonds.....	765
W. Clark.....	687
Thompson.....	671
Cepeda.....	652
J. Clark.....	597
Davenport.....	552
Evans.....	534

Triples	
Mays.....	76
McCovey.....	45
Bo. Bonds.....	42
Herndon.....	39
Thompson.....	39
Davenport.....	37
W. Clark.....	37
Ba. Bonds.....	35
Uribe.....	34
Fuentes.....	33

Stolen Bases	
Bo. Bonds.....	263
Ba. Bonds.....	233
Mays.....	211
Lewis.....	138
North.....	129
Butler.....	125
J. Leonard.....	115
Thompson.....	103
Davis.....	95
Gladden.....	94

San Francisco Pitching All-Time Top Tens

Games	
Lavelle.....	647
Minton.....	552
Moffitt.....	459
Marichal.....	458
Beck.....	416
Barr.....	394
Perry.....	367
McCormick.....	357
Garrelts.....	352
Bolin.....	345

Shutouts	
Marichal.....	52
Perry.....	21
Barr.....	20
McCormick.....	19
Montefusco.....	12
Knepper.....	12
Bolin.....	10
Sanford.....	9
Blue.....	7
Jones.....	7

Wins	
Marichal.....	238
Perry.....	134
McCormick.....	104
Barr.....	90
Sanford.....	89
Bolin.....	73
Lavelle.....	73
Blue.....	72
Rueter.....	70
Garrelts.....	69

Innings Pitched	
Marichal.....	3443
Perry.....	2295
Barr.....	1800
McCormick.....	1741
Sanford.....	1404
Bolin.....	1282
Montefusco.....	1182
Krukow.....	1154
Blue.....	1132
Hammaker.....	1100

Complete Games	
Marichal.....	244
Perry.....	125
McCormick.....	77
Barr.....	59
Sanford.....	54
O'Dell.....	41
Halicki.....	36
Knepper.....	36
Three tied with.....	31

Strikeouts	
Marichal.....	2281
Perry.....	1606
Bolin.....	977
McCormick.....	976
Montefusco.....	869
Krukow.....	802
Estes.....	795
Sanford.....	781
Blue.....	704
Garrelts.....	703

San Francisco Giants Opening Day Lineups 1958-2001

1958

Davenport 3B
King LF
Mays CF
Kirkland RF
Cepeda 1B
Spencer SS
O'Connell 2B
Thomas C
Gomez P

1959

Davenport 3B
Brandt LF
Mays CF
Cepeda 1B
Kirkland RF
Spencer 2B
Rodgers SS
Schmidt C
Antonelli P

1960

Blasingame 2B
Davenport 3B
Mays CF
McCovey LF
Cepeda 1B
Kirkland RF
Bressoud SS
Schmidt C
Jones P

1961

F. Alou LF
Kuenn 3B
Mays CF
McCovey 1B
Cepeda RF
Haller C
Hiller 2B
Bressoud SS
Jones P

1962

Kuenn LF
Pagan SS
Mays CF
Cepeda 1B
F. Alou RF
Bailey C
Davenport 3B
Hiller 2B
Marichal P

1963

Hiller 2B
Davenport 3B
Mays CF
McCovey LF
Cepeda 1B
Haller C
F. Alou RF
Pagan SS
Sanford P

1964

Kuenn RF
Davenport 2B
McCovey LF
Mays CF
Cepeda 1B
Hart 3B
Haller C
Pagan SS
Marichal P

1965

Kuenn LF
Lanier 2B
Mays CF
Hart 3B
McCovey 1B
J. Alou RF
Haller C
Pagan SS
Marichal P

1966

Lanier 2B
Gabrielson LF
Mays CF
McCovey 1B
Hart 3B
J. Alou RF
Haller C
Fuentes SS
Marichal P

1967

Henderson RF
J. Alou LF
Mays CF
McCovey 1B
Hart 3B
Haller C
Davenport SS
Lanier 2B
Marichal P

1968

Hunt 2B
Davenport 3B
Mays CF
McCovey 1B
Hart LF
Hiatt C
J. Alou RF
Lanier SS
Marichal P

1969

Mays CF
Hunt 2B
Bonds RF
McCovey 1B
Hart LF
Dietz C
Etheridge 3B
Lanier SS
Marichal P

1970

Bonds RF
Gallagher 3B
Mays CF
McCovey 1B
Henderson LF
Dietz C
Fuentes 2B
Lanier SS
Perry P

1971

Bonds RF
Fuentes 2B
Mays CF
McCovey 1B
Henderson LF
Dietz C
Gallagher 3B
Lanier SS
Marichal P

1972

Mays CF
Fuentes 2B
Henderson LF
McCovey 1B
Bonds RF
Kingman 3B
Healy C
Speier SS
Marichal P

1973

Bonds RF
Fuentes 2B
Speier SS
McCovey 1B
Maddox CF
Gallagher 3B
Matthews LF
Rader C
Marichal P

1974

Bonds RF
Fuentes 2B
Maddox CF
Matthews LF
Ontiveros 1B
Kingman 3B
Speier SS
Rudolph C
Bradley P

1975

Maddox CF
Thomas 2B
Thomasson 1B
Murcer RF
Matthews LF
Speier SS
Ontiveros 3B
Rader C
Barr P

1976

Thomas 2B
Joshua CF
Murcer RF
Matthews LF
Montanez 1B
Speier SS
Reitz 3B
Rader C
Montefusco P

1977

Thomasson CF
Andrews 2B
Madlock 3B
Evans LF
McCovey 1B
Whitfield RF
Speier SS
Hill C
Montefusco P

1978

Herndon CF
Andrews 2B
Evans 3B
McCovey 1B
J. Clark RF
Whitfield LF
Hill C
LeMaster SS
Montefusco P

1979

North CF
Whitfield LF
Madlock 2B
J. Clark RF
Evans 3B
Ivie 1B
Hill C
Metzger SS
Blue P

1980

North CF
Evans 3B
J. Clark RF
Ivie 1B
Herndon LF
Stennett 2B
Hill C
LeMaster SS
Knepper P

1981

North CF
Cabell 1B
Morgan 2B
J. Clark RF
Evans 3B
Herndon LF
May C
LeMaster SS
Blue P

1982

C. Davis LF
Morgan 2B
J. Clark RF
Smith 1B
Evans 3B
Leonard CF
May C
LeMaster SS
Holland P

1983

LeMaster SS
 Kuiper 2B
 C. Davis CF
 J. Clark RF
 Leonard LF
 Evans 1B
 Brenly C
 O'Malley 3B
 Krukow P

1984

LeMaster SS
 Trillo 2B
 J. Clark RF
 Oliver 1B
 Leonard LF
 Youngblood 3B
 C. Davis CF
 Brenly C
 M. Davis P

1985

Gladden CF
 Trillo 2B
 C. Davis RF
 Leonard LF
 Brenly C
 Green 1B
 Brown 3B
 LeMaster SS
 Hammaker P

1986

Gladden CF
 W. Clark 1B
 C. Davis RF
 Leonard LF
 Brown 3B
 Brenly C
 Thompson 2B
 Uribe SS
 Krukow P

1987

W. Clark 1B
 Brown 3B
 Leonard LF
 Maldonado RF
 C. Davis CF
 Brenly C
 Thompson 2B
 Uribe SS
 Krukow P

1988

Butler CF
 Aldrete LF
 W. Clark 1B
 Maldonado RF
 Mitchell 3B
 Melvin C
 Thompson 2B
 Uribe SS
 Dravecky P

1989

Butler CF
 Thompson 2B
 W. Clark 1B
 Mitchell LF
 Maldonado RF
 Kennedy C
 Williams 3B
 Uribe SS
 Reuschel P

1990

Butler CF
 Bass RF
 W. Clark 1B
 Mitchell LF
 Williams 3B
 Thompson 2B
 Carter C
 Uribe SS
 Reuschel P

1991

Thompson 2B
 McGee CF
 W. Clark 1B
 Mitchell LF
 Williams 3B
 Bass RF
 Decker C
 Benjamin SS
 Burkett

1992

Lewis CF
 Felder LF
 W. Clark 1B
 Williams 3B
 Snyder RF
 Thompson 2B
 Clayton SS
 Manwaring C
 Swift P

1993

McGee RF
 Martinez CF
 W. Clark 1B
 Williams 3B
 Ba. Bonds LF
 Thompson 2B
 Clayton SS
 Manwaring C
 Burkett P

1994

Lewis CF
 Thompson 2B
 McGee RF
 Williams 3B
 Ba. Bonds LF
 Benzinger 1B
 Clayton SS
 Manwaring C
 Burkett P

1995

Lewis CF
 Thompson 2B
 Ba. Bonds LF
 Williams 3B
 Hill RF
 Phillips 1B
 Clayton SS
 Manwaring C
 Mulholland P

1996

Javier CF
 Thompson 2B
 Ba. Bonds LF
 Williams 3B
 Carreon 1B
 Hill RF
 Dunston SS
 Manwaring C
 Leiter P

1997

Hamilton CF
 Vizcaino SS
 Hill RF
 Ba. Bonds LF
 Kent 2B
 Snow 1B
 Wilkins C
 Mueller 3B
 Gardner P

1998

Hamilton CF
 Mueller 3B
 Ba. Bonds LF
 Kent 2B
 Snow 1B
 Javier RF
 B. Johnson C
 Aurilia SS
 Estes P

1999

Benard CF
 Mueller 3B
 Ba. Bonds LF
 Kent 2B
 Snow 1B
 Burks RF
 Mayne C
 Aurilia SS
 Gardner P

2000

Benard CF
 Mueller 3B
 Ba. Bonds LF
 Kent 2B
 Snow 1B
 Burks RF
 Aurilia SS
 Estalella C
 Hernandez P

2001

Benard CF
 Aurilia SS
 Ba. Bonds LF
 Kent 2B
 Snow 1B
 R. Davis 3B
 Rios RF
 Estalella C
 Hernandez P

Yearly Team Batting Totals 1900-2001

YEAR	R	OR	AB	H	2B	3B	HR	BB	SO	AVG	OBP	SLG	SB	E	DP	FA
1900	713	823	4724	1317	177	61	23	369	343	.279	.335	.357	236	439	124	.928
1901	544	755	4839	1225	167	46	19	303	575	.253	.301	.318	133	348	81	.941
1902	401	590	4571	1088	147	34	8	252	530	.238	.283	.290	187	330	104	.943
1903	729	567	4741	1290	181	49	20	379	(NA)	.272	.326	.344	264	287	87	.951
1904	744	476	5150	1347	202	65	31	434	(NA)	.262	.319	.344	283	294	93	.956
1905	778	505	5094	1392	191	88	39	517	(NA)	.273	.340	.368	291	258	93	.960
1906	625	510	4768	1217	162	53	15	563	(NA)	.255	.334	.321	288	233	84	.963
1907	574	510	4874	1222	160	48	23	516	(NA)	.251	.322	.317	205	232	75	.963
1908	652	456	5006	1339	182	43	20	494	(NA)	.267	.333	.333	181	250	79	.962
1909	623	546	5218	1327	173	68	26	530	(NA)	.254	.329	.328	234	307	99	.954
1910	715	567	5061	1391	204	83	31	562	489	.275	.354	.366	282	291	117	.955
1911	756	542	5006	1399	225	103	41	530	506	.279	.358	.390	347	256	86	.959
1912	823	571	5067	1451	231	89	47	514	497	.286	.360	.395	319	280	123	.956
1913	684	515	5218	1427	226	71	30	444	501	.273	.338	.361	296	254	107	.961
1914	672	576	5146	1363	222	59	30	447	479	.265	.330	.348	239	254	119	.961
1915	582	628	5218	1312	195	68	24	315	547	.251	.300	.329	155	256	119	.960
1916	597	504	5152	1305	188	74	42	356	558	.253	.307	.343	206	217	108	.966
1917	635	457	5211	1360	170	71	39	373	533	.261	.317	.343	162	208	122	.968
1918	480	415	4164	1081	150	53	13	271	365	.260	.310	.330	130	152	78	.971
1919	605	470	4664	1254	204	64	40	328	407	.269	.322	.366	157	216	96	.964
1920	682	543	5309	1427	210	76	46	432	545	.269	.327	.363	131	210	137	.969
1921	840	637	5278	1575	237	93	75	469	390	.298	.359	.421	137	187	155	.971
1922	852	658	5454	1661	253	90	80	448	421	.305	.363	.428	116	194	145	.970
1923	854	679	5452	1610	248	76	85	487	406	.295	.356	.415	106	176	141	.972
1924	857	641	5445	1634	269	81	95	467	479	.300	.358	.432	82	186	160	.971
1925	736	702	5327	1507	239	61	114	411	494	.283	.337	.415	79	199	129	.968
1926	663	668	5167	1435	214	58	73	339	420	.278	.325	.384	94	186	150	.970
1927	817	720	5372	1594	252	62	109	461	462	.297	.356	.427	73	195	160	.969
1928	807	653	5459	1600	276	59	118	444	376	.293	.349	.430	62	178	175	.972
1929	897	709	5388	1594	251	47	136	482	405	.296	.358	.436	85	158	163	.975
1930	959	814	5553	1769	264	83	143	422	382	.319	.369	.473	59	164	144	.974
1931	768	599	5372	1554	251	64	101	383	395	.289	.340	.416	83	159	126	.974
1932	755	706	5530	1527	263	54	116	348	391	.276	.322	.406	31	191	143	.969
1933	636	515	5461	1437	204	41	82	377	477	.263	.312	.361	31	178	156	.973
1934	760	583	5396	1485	240	41	126	406	526	.275	.329	.405	19	179	141	.972
1935	770	675	5623	1608	248	56	123	392	479	.286	.336	.416	32	174	129	.972
1936	742	621	5449	1529	237	48	97	431	452	.281	.337	.395	31	168	164	.974
1937	732	602	5329	1484	251	41	111	412	492	.278	.334	.403	45	159	143	.974
1938	705	637	5255	1424	210	36	125	465	528	.271	.334	.396	31	168	147	.973
1939	703	685	5129	1395	211	38	116	498	499	.272	.340	.396	26	153	151	.975
1940	663	659	5324	1423	201	46	91	453	478	.267	.329	.374	45	139	132	.977
1941	667	706	5395	1401	248	35	95	504	518	.260	.326	.371	36	160	144	.974
1942	675	600	5210	1323	162	35	109	558	511	.254	.330	.361	39	138	128	.977
1943	558	713	5290	1309	153	33	81	480	470	.247	.313	.335	35	166	140	.973
1944	682	773	5306	1398	191	47	93	512	480	.263	.331	.370	38	179	128	.971
1945	668	700	5350	1439	175	35	114	501	457	.269	.336	.379	38	166	112	.973
1946	612	685	5191	1326	176	37	121	532	546	.255	.328	.374	46	159	121	.973
1947	830	761	5343	1446	220	48	221	494	568	.271	.335	.454	29	155	136	.974
1948	780	704	5277	1352	210	49	164	599	648	.256	.334	.408	51	156	134	.974
1949	736	693	5308	1383	203	52	147	613	523	.261	.340	.401	43	161	134	.973

YEAR	R	OR	AB	H	2B	3B	HR	BB	SO	AVG	OBP	SLG	SB	E	DP	FA
1950	735	643	5238	1352	204	50	133	627	629	.258	.342	.392	42	137	181	.977
1951	781	641	5360	1396	201	53	179	671	624	.260	.347	.418	55	171	175	.972
1952	722	639	5229	1337	186	56	151	536	672	.256	.329	.399	30	158	175	.974
1953	768	747	5362	1452	195	45	176	499	608	.271	.336	.422	31	151	151	.975
1954	732	550	5245	1385	194	42	186	522	561	.264	.335	.424	30	154	172	.975
1955	702	673	5288	1377	173	34	169	497	581	.260	.328	.402	38	142	165	.976
1956	540	650	5190	1268	192	45	145	402	659	.244	.301	.382	67	144	143	.976
1957	643	701	5346	1349	171	54	157	447	669	.252	.313	.393	64	161	180	.974
1958	727	698	5318	1399	250	42	170	531	817	.263	.334	.422	64	152	156	.975
1959	705	613	5281	1377	239	35	167	473	875	.261	.324	.414	81	152	118	.974
1960	671	631	5324	1357	220	62	130	467	846	.255	.319	.393	86	166	117	.972
1961	773	655	5233	1379	219	32	183	506	764	.264	.332	.423	79	133	126	.977
1962	878	690	5588	1552	235	32	204	523	822	.278	.334	.441	73	142	153	.977
1963	725	641	5579	1442	206	35	197	441	889	.258	.318	.414	55	156	113	.975
1964	656	587	5535	1360	185	38	165	505	900	.246	.313	.382	64	159	136	.975
1965	682	593	5495	1384	169	43	159	476	844	.252	.315	.385	47	148	124	.976
1966	675	626	5539	1373	195	31	181	414	860	.248	.304	.392	29	168	131	.974
1967	652	551	5524	1354	201	39	140	520	978	.245	.315	.372	22	134	149	.979
1968	599	529	5441	1301	162	33	108	508	904	.239	.310	.341	50	162	125	.975
1969	713	636	5474	1325	187	28	136	711	1054	.242	.336	.361	71	169	155	.974
1970	831	826	5578	1460	257	35	165	729	1005	.262	.353	.409	83	170	153	.973
1971	705	644	5461	1348	224	36	140	654	1042	.247	.331	.378	101	179	153	.972
1972	662	649	5245	1281	211	36	150	480	964	.244	.311	.384	123	156	121	.974
1973	739	702	5537	1452	212	52	161	590	913	.262	.337	.407	112	163	138	.974
1974	634	723	5482	1380	228	38	93	548	869	.252	.323	.358	107	175	153	.972
1975	659	671	5447	1412	235	45	84	604	775	.259	.336	.365	99	146	164	.976
1976	595	686	5452	1340	211	37	85	518	778	.246	.314	.345	88	186	153	.971
1977	673	711	5497	1392	227	41	134	568	842	.253	.326	.383	90	179	136	.972
1978	613	594	5364	1331	240	41	117	554	814	.248	.320	.374	87	146	118	.977
1979	672	751	5395	1328	192	36	125	580	925	.246	.322	.365	140	163	138	.974
1980	573	634	5368	1310	199	44	80	509	840	.244	.311	.342	100	159	124	.975
1981	427	414	3766	941	161	26	63	386	543	.250	.322	.357	89	102	102	.977
1982	673	687	5499	1393	213	30	133	607	915	.253	.329	.376	130	173	125	.973
1983	687	697	5369	1324	206	30	142	619	990	.247	.328	.375	140	171	109	.973
1984	682	807	5650	1499	229	26	112	528	980	.265	.330	.375	126	173	134	.973
1985	556	674	5420	1263	217	31	115	488	962	.233	.301	.348	99	148	134	.976
1986	698	618	5501	1394	269	29	114	536	1087	.253	.324	.375	148	143	149	.977
1987	783	669	5608	1458	274	32	205	511	1094	.260	.326	.430	126	129	183	.980
1988	670	626	5450	1353	227	44	113	550	1023	.248	.321	.368	121	129	145	.980
1989	699	600	5469	1365	241	52	141	508	1071	.250	.318	.390	87	114	135	.982
1990	719	710	5573	1459	221	35	152	488	973	.262	.325	.396	109	107	148	.983
1991	649	697	5463	1345	215	48	141	471	973	.246	.309	.381	95	109	151	.982
1992	574	647	5456	1330	220	36	105	435	1067	.244	.302	.355	112	113	174	.982
1993	808	636	5557	1534	269	33	168	516	930	.276	.340	.427	120	101	169	.984
1994	504	500	3869	963	159	32	123	364	719	.249	.318	.402	114	68	113	.985
1995	652	776	4971	1256	229	33	152	472	1060	.253	.323	.404	138	108	142	.980
1996	752	862	5533	1400	245	21	153	615	1189	.253	.331	.388	113	136	165	.978
1997	784	793	5485	1415	266	37	172	642	1120	.258	.337	.414	121	125	157	.980
1998	845	739	5628	1540	292	26	161	678	1040	.274	.353	.421	102	101	157	.984
1999	872	831	5563	1507	307	18	188	696	1028	.271	.356	.434	109	105	155	.983
2000	925	747	5519	1535	304	44	226	709	1032	.278	.362	.472	79	93	173	.985
2001	799	748	5612	1493	304	40	235	625	1090	.266	.342	.460	57	118	170	.981

Bold figures indicate led league (fewest in league for opponent runs, strikeouts and errors)

Yearly Team Pitching Totals 1900-2001

YEAR	G	W-L	PCT	CG	SHO	SV	IP	H	HR	BB	SO	ERA
1900	141	60-78	.435	114	4	0	1207.1	1423	26	442	277	3.96
1901	141	52-85	.380	118	11	1	1232.0	1389	24	377	542	3.87
1902	139	44-88	.353	118	11	1	1226.1	1193	16	332	501	2.82
1903	142	84-55	.604	115	8	8	1262.2	1257	20	371	628	2.95
1904	158	106-47	.693	127	21	15	1396.2	1151	36	349	707	2.17
1905	155	105-48	.686	117	18	15	1370.0	1160	25	364	760	2.39
1906	153	96-56	.632	105	19	18	1334.1	1207	13	394	639	2.49
1907	155	82-71	.536	109	22	13	1371.0	1219	25	369	655	2.45
1908	157	98-56	.636	95	25	18	1411.0	1214	26	288	656	2.14
1909	158	92-61	.601	105	17	15	1440.2	1248	29	397	695	2.27
1910	155	91-63	.591	96	9	10	1391.2	1290	30	397	717	2.68
1911	154	99-54	.647	95	19	13	1368.0	1267	33	369	771	2.69
1912	154	103-48	.682	93	8	15	1369.2	1352	36	338	652	2.58
1913	156	101-51	.664	82	12	11	1422.0	1276	38	315	651	2.42
1914	156	84-70	.545	88	20	9	1390.2	1298	47	367	563	2.94
1915	155	69-83	.454	78	15	9	1385.0	1350	40	325	637	3.11
1916	155	86-66	.566	88	22	12	1397.1	1267	41	310	638	2.60
1917	158	98-56	.636	92	18	14	1426.2	1221	29	327	551	2.27
1918	124	71-53	.573	74	18	11	1111.2	1002	20	228	330	2.64
1919	140	87-53	.621	72	11	13	1256.0	1153	34	305	340	2.70
1920	155	86-68	.558	86	18	9	1408.2	1379	44	297	380	2.80
1921	153	94-59	.614	71	9	18	1372.1	1497	79	295	357	3.55
1922	156	93-61	.604	76	7	15	1396.1	1454	71	393	388	3.45
1923	153	95-58	.621	62	10	18	1378.0	1440	82	424	453	3.90
1924	154	93-60	.608	71	4	21	1378.2	1464	77	392	406	3.62
1925	152	86-66	.566	80	6	8	1354.0	1532	73	408	446	3.94
1926	151	74-77	.490	61	4	15	1341.2	1370	70	427	419	3.77
1927	155	92-62	.597	65	7	16	1381.2	1520	77	453	442	3.97
1928	155	93-61	.604	79	7	16	1394.0	1454	77	405	399	3.67
1929	152	84-67	.556	68	9	13	1372.0	1536	102	387	431	3.97
1930	154	87-67	.565	64	6	19	1363.1	1546	117	439	522	4.61
1931	153	87-65	.572	90	17	12	1360.2	1341	71	422	570	3.30
1932	154	72-82	.468	57	3	16	1375.1	1533	112	387	506	3.83
1933	156	91-61	.599	75	23	15	1408.2	1280	61	400	555	2.71
1934	153	93-60	.608	68	13	30	1370.0	1384	75	351	499	3.19
1935	156	91-62	.595	76	10	11	1403.2	1433	106	411	524	3.78
1936	154	92-62	.597	60	12	22	1385.2	1458	75	401	500	3.46
1937	152	95-57	.625	67	11	17	1361.0	1341	85	404	653	3.43
1938	152	83-67	.553	59	8	18	1349.0	1370	87	389	497	3.62
1939	151	77-74	.510	55	6	20	1319.0	1412	86	477	505	4.07
1940	152	72-80	.474	57	11	18	1360.1	1383	110	473	606	3.79
1941	156	74-79	.484	55	12	18	1391.2	1455	90	539	566	3.94
1942	154	85-67	.559	70	12	13	1370.0	1299	94	493	497	3.31
1943	156	55-98	.359	35	6	19	1394.2	1473	80	626	588	4.08
1944	155	67-87	.435	47	4	21	1363.2	1413	116	587	499	4.29
1945	154	78-74	.513	53	13	21	1374.2	1401	85	528	530	4.06
1946	154	61-93	.396	47	8	13	1353.1	1313	114	660	581	3.92
1947	155	81-73	.526	58	6	14	1363.2	1428	122	590	553	4.44
1948	155	78-76	.506	54	15	21	1373.0	1425	122	556	527	3.93
1949	156	73-81	.474	68	10	9	1374.1	1328	132	544	516	3.82

YEAR	G	W-L	PCT	CG	SHO	SV	IP	H	HR	BB	SO	ERA
1950	154	86-68	.558	70	19	15	1375.0	1268	140	536	596	3.71
1951	157	98-59	.624	64	9	18	1412.2	1334	148	482	625	3.48
1952	154	92-62	.597	49	12	31	1371.0	1282	121	538	655	3.59
1953	155	70-84	.455	46	10	20	1365.2	1403	146	610	647	4.25
1954	154	97-57	.630	45	19	33	1390.0	1258	113	613	692	3.09
1955	154	80-74	.519	52	6	14	1386.2	1347	155	560	721	3.77
1956	154	67-87	.435	31	9	28	1378.0	1287	144	551	765	3.78
1957	154	69-85	.448	35	9	20	1398.2	1436	150	471	701	4.01
1958	154	80-74	.519	38	7	25	1389.1	1400	166	512	775	3.98
1959	154	83-71	.539	52	12	23	1376.1	1279	139	500	873	3.47
1960	156	79-75	.513	55	16	26	1396.0	1288	107	512	897	3.44
1961	155	85-69	.552	39	9	30	1388.0	1306	152	502	924	3.77
1962	165	103-62	.624	62	10	39	1461.2	1399	148	503	886	3.79
1963	162	88-74	.543	46	9	30	1469.0	1380	126	464	954	3.35
1964	162	90-72	.556	48	17	30	1476.1	1348	118	480	1023	3.19
1965	163	95-67	.586	42	17	42	1465.1	1325	137	408	1060	3.20
1966	161	93-68	.578	52	14	27	1476.2	1370	140	359	973	3.24
1967	162	91-71	.562	64	17	25	1474.1	1283	113	453	990	2.92
1968	163	88-74	.543	77	20	16	1469.0	1302	86	344	942	2.71
1969	162	90-72	.556	71	15	17	1473.2	1381	120	461	906	3.26
1970	162	86-76	.531	50	7	30	1457.2	1514	156	604	931	4.50
1971	162	90-72	.556	45	14	30	1454.2	1324	128	471	831	3.32
1972	155	69-86	.445	44	8	23	1386.1	1309	130	507	771	3.69
1973	162	88-74	.543	33	8	44	1452.1	1442	145	485	787	3.79
1974	162	72-90	.444	27	11	25	1439.0	1409	116	559	756	3.78
1975	161	80-81	.497	37	9	24	1432.2	1406	92	612	856	3.74
1976	162	74-88	.457	27	18	31	1461.2	1464	68	518	746	3.53
1977	162	75-87	.463	27	10	33	1458.0	1501	114	529	854	3.75
1978	162	84-78	.519	42	17	29	1455.0	1377	84	453	840	3.30
1979	162	71-91	.438	25	6	34	1436.0	1484	143	577	880	4.16
1980	161	75-86	.466	27	10	35	1448.1	1446	92	492	811	3.46
1981	111	56-55	.505	8	9	33	1009.1	970	57	393	561	3.28
1982	162	87-75	.537	18	4	45	1465.1	1507	109	466	810	3.64
1983	162	79-83	.488	20	9	47	1445.2	1431	127	520	881	3.70
1984	162	66-96	.407	9	7	38	1461.0	1589	125	549	854	4.39
1985	162	62-100	.383	13	5	24	1448.0	1348	125	572	985	3.61
1986	162	83-79	.512	18	10	35	1460.1	1264	121	591	992	3.33
1987	162	90-72	.556	19	10	38	1471.0	1407	146	547	1038	3.68
1988	162	83-79	.512	25	13	42	1462.1	1323	99	422	875	3.39
1989	162	92-70	.568	12	16	47	1457.0	1320	120	471	802	3.30
1990	162	85-77	.525	14	6	45	1446.1	1477	131	553	788	4.08
1991	162	75-87	.463	10	10	45	1442.0	1397	143	544	905	4.03
1992	162	72-90	.444	9	12	30	1461.0	1385	128	502	927	3.61
1993	162	103-59	.636	4	9	50	1456.2	1385	168	442	982	3.61
1994	115	55-60	.478	2	4	33	1025.1	1014	122	372	655	3.99
1995	144	67-77	.465	12	5	34	1293.2	1368	173	505	801	4.86
1996	162	68-94	.420	9	8	35	1442.1	1520	194	570	997	4.71
1997	162	90-72	.556	5	9	45	1446.0	1494	160	578	1044	4.39
1998	163	89-74	.546	6	6	44	1477.0	1457	171	562	1089	4.18
1999	162	86-76	.531	6	3	42	1456.1	1486	194	655	1076	4.71
2000	162	97-65	.599	9	15	47	1444.1	1452	151	623	1076	4.21
2001	162	90-72	.556	3	8	47	1463.1	1437	145	579	1080	4.18

Bold denotes led league (fewest in league for hits allowed, home runs allowed and walks allowed)

Giants Month-By-Month Breakdown 1900-2001

Year	March	April	May	June	July	Aug.	Sept.	Oct.	Total
1900	—	3-5	8-15	8-13	11-12	10-14	14-14	5-4	60-78
1901	—	2-3	13-6	15-9	7-20	8-20	10-22	0-2	52-85
1902	—	7-5	8-16	5-17	7-10	12-14	8-15	1-4	48-88
1903	—	8-3	17-8	12-10	11-16	21-9	15-9	0-0	84-55
1904	—	9-2	16-9	19-5	18-8	22-8	20-11	2-4	106-47
1905	—	8-3	22-6	17-10	20-6	16-8	19-8	3-5	105-48
1906	—	12-3	14-12	16-8	16-9	16-9	19-11	3-2	96-56
1907	—	11-3	17-7	8-11	18-13	15-14	13-18	0-5	82-71
1908	—	8-6	11-10	18-11	21-10	11-8	24-8	5-2	98-56
1909	—	4-6	13-11	16-6	18-12	18-11	17-11	3-4	92-61
1910	—	9-3	14-11	13-8	15-14	16-12	19-11	5-4	91-63
1911	—	8-5	17-9	17-10	14-12	18-8	18-6	7-4	99-54
1912	—	8-3	20-4	22-4	17-13	15-12	19-9	2-3	103-48
1913	—	8-5	13-11	20-7	25-6	19-9	12-11	4-2	101-51
1914	—	5-4	17-7	15-12	16-13	11-14	17-18	4-2	84-70
1915	—	3-10	11-10	12-11	18-15	12-15	12-18	1-4	69-83
1916	—	1-8	10-6	9-15	15-14	11-15	29-5	1-3	86-66
1917	—	8-4	13-7	17-11	20-8	19-12	18-13	3-1	98-56
1918	—	10-1	16-11	15-8	16-17	13-15	1-1	—	71-53
1919	—	2-2	22-6	12-11	17-5	20-18	17-11	—	87-53
1920	—	3-7	12-14	15-24	17-10	20-11	18-11	1-1	86-68
1921	—	7-6	20-8	13-12	20-11	18-13	15-9	1-0	94-59
1922	—	12-3	14-12	17-9	15-14	16-10	16-10	—	93-61
1923	—	10-4	20-7	15-10	18-13	17-13	15-9	0-2	95-58
1924	—	10-2	18-13	17-8	16-11	14-16	18-12	—	93-62
1925	—	9-4	18-8	13-14	16-19	15-18	13-7	0-2	93-60
1926	—	9-6	11-16	12-15	14-14	12-15	16-11	—	86-66
1927	—	11-4	11-13	10-18	20-13	16-4	22-10	2-0	74-77
1928	—	7-4	16-11	15-12	14-13	16-13	25-8	—	92-62
1929	—	4-4	14-11	20-12	18-17	12-14	14-8	2-1	93-61
1930	—	7-4	10-18	16-10	21-12	16-11	17-12	—	84-67
1931	—	10-5	14-9	15-14	13-16	22-11	13-12	—	87-67
1932	—	5-8	12-14	13-13	15-20	14-17	13-12	—	72-82
1933	—	8-4	12-12	19-9	17-12	16-11	17-13	—	91-61
1934	—	8-3	18-13	17-9	19-11	19-10	13-14	—	93-60
1935	—	7-3	19-6	18-9	16-15	16-14	16-15	—	91-62
1936	—	8-5	17-12	12-14	16-14	24-3	15-14	—	92-62
1937	—	5-2	18-13	15-10	16-13	17-8	22-9	2-1	95-57
1938	—	10-1	15-8	15-13	14-14	13-17	14-12	2-0	83-67
1939	—	3-6	14-15	18-8	9-18	15-12	17-16	—	77-74
1940	—	4-4	15-8	17-10	12-17	12-19	10-22	—	72-80
1941	—	8-6	12-11	17-13	8-15	15-21	14-13	—	74-79
1942	—	8-8	15-15	14-12	15-12	19-11	14-9	—	85-67
1943	—	2-4	13-17	10-18	11-17	8-22	11-17	0-3	55-98
1944	—	7-3	11-17	15-11	14-19	11-17	8-19	1-1	67-87
1945	—	8-4	18-7	10-19	14-17	17-10	11-17	—	78-74
1946	—	5-7	12-14	11-18	16-15	10-18	8-18	—	61-93
1947	—	4-7	17-7	13-13	15-15	15-20	17-11	—	81-73
1948	—	7-4	13-10	12-16	18-13	10-17	17-14	1-2	78-76
1949	—	6-5	17-13	11-16	13-12	14-16	12-15	0-2	73-81

Year	March	April	May	June	July	Aug.	Sept.	Oct.	Total
1950	—	1-6	11-14	19-11	14-16	20-10	20-11	1-0	86-68
1951	—	3-12	18-9	17-11	17-12	20-5	20-5	2-1	98-59
1952	—	7-4	20-6	17-12	14-12	16-16	18-12	—	92-62
1953	—	5-9	14-10	15-14	18-10	10-25	8-16	—	70-84
1954	—	8-6	15-13	24-4	18-14	17-10	15-10	—	97-57
1955	—	6-8	18-13	10-17	20-12	14-13	12-11	—	80-74
1956	—	5-6	9-15	12-17	7-20	17-16	17-13	—	67-87
1957	—	6-6	11-17	18-13	8-21	19-13	7-15	—	69-85
1958	—	9-5	18-12	10-16	17-11	14-17	12-13	—	80-74
1959	—	9-7	17-12	17-14	14-12	16-12	10-14	—	83-71
1960	—	10-5	16-11	11-16	13-11	12-19	15-13	2-0	79-75
1961	—	10-6	16-10	15-15	13-15	15-11	15-11	1-1	85-69
1962	—	15-5	20-10	16-13	16-11	18-10	16-12	2-1	103-62
1963	—	11-9	19-9	13-15	16-14	14-14	14-13	—	88-74
1964	—	8-3	18-14	19-11	14-16	14-15	15-11	2-2	90-72
1965	—	7-9	19-11	14-13	15-10	17-14	21-9	2-1	95-67
1966	—	11-7	19-9	18-12	13-16	17-11	12-13	3-0	93-68
1967	—	7-9	17-10	16-16	14-15	16-14	20-7	1-0	91-71
1968	—	10-7	16-14	14-16	12-15	21-10	15-12	—	88-74
1969	—	15-6	9-16	15-14	18-11	17-12	16-13	—	90-72
1970	—	10-12	14-14	12-12	13-14	20-11	17-13	—	86-76
1971	—	18-5	19-9	13-15	15-14	14-13	11-16	—	90-72
1972	—	6-10	9-21	13-15	16-8	12-16	13-13	3-0	69-86
1973	—	18-6	14-14	13-14	15-12	13-13	15-15	—	88-74
1974	—	11-12	16-13	7-20	14-13	12-15	11-16	1-1	72-90
1975	—	10-11	13-11	14-17	15-14	15-15	13-13	—	80-81
1976	—	7-10	11-20	13-17	15-11	10-18	18-10	0-2	74-88
1977	—	8-11	13-16	14-16	12-15	15-14	12-14	1-1	75-87
1978	—	10-10	20-6	17-13	16-14	14-13	12-16	0-1	89-73
1979	—	9-14	16-12	13-13	14-16	8-18	11-18	2-3	71-91
1980	—	6-14	13-13	15-13	16-11	16-13	7-19	—	75-86
1981	—	9-12	16-13	2-7	—	12-8	16-13	1-2	56-55
1982	—	9-11	12-18	14-13	14-12	17-12	20-7	1-2	87-75
1983	—	7-14	19-7	12-16	13-16	12-17	14-13	2-0	79-83
1984	—	7-16	9-13	14-16	10-17	16-16	10-18	—	66-96
1985	—	7-12	10-16	10-20	13-14	11-14	9-20	2-4	62-100
1986	—	13-8	12-15	16-12	12-14	12-16	16-11	2-3	83-79
1987	—	16-7	11-15	11-16	14-13	18-11	18-8	2-2	90-72
1988	—	11-12	14-14	14-11	17-11	14-15	12-15	1-1	83-79
1989	—	12-12	17-10	18-10	14-12	14-14	17-11	0-1	92-70
1990	—	8-12	11-17	19-8	17-10	12-17	17-11	2-3	85-77
1991	—	8-12	8-20	17-10	15-9	14-16	10-18	3-2	75-87
1992	—	12-10	15-11	7-19	16-12	9-19	11-17	2-2	72-90
1993	—	15-9	18-9	18-8	19-9	15-11	16-12	2-1	103-59
1994	—	12-11	13-16	8-19	19-8	3-6	—	—	55-60
1995	—	2-3	16-13	12-14	9-18	15-14	13-14	0-1	67-77
1996	—	14-12	12-14	10-17	10-17	12-15	10-19	—	68-94
1997	—	17-7	14-14	16-13	12-15	16-13	15-10	—	90-72
1998	1-0	13-13	19-11	15-12	10-15	16-13	15-9	—	89-74
1999	—	16-8	11-16	16-11	13-13	15-13	13-14	2-1	86-76
2000	—	10-13	15-12	13-13	19-8	19-10	20-9	1-0	97-65
2001	—	12-12	14-15	17-10	15-12	16-12	12-9	4-2	90-72

Giants Yearly Batting Leaders 1900-2001

Year	Average	Runs	Hits	Stolen Bases
1900	Selbach (.337)	Selbach (98)	Van Haltren (180)	Van Haltren (45)
1901	Van Haltren (.335)	Selbach (89)	Van Haltren (186)	Strang (40)
1902	McGann (.300)	Smith (46)	Smith (129)	Smith (32)
1903	Bresnahan (.350)	Browne (105)	Browne (185)	Mertes (45)
1904	McGann (.286)	Browne (99)	Browne (169)	Dahlen, Mertes (47)
1905	Donlin (.356)	Donlin (124)	Donlin (216)	Devlin (59)
1906	Seymour (.320)	Devlin (76)	Devlin (149)	Devlin (54)
1907	McGann (.298)	Shannon (104)	Shannon (155)	Devlin (38)
1908	Donlin (.334)	Tenney (101)	Donlin (198)	Donlin (30)
1909	Doyle (.302)	Doyle (86)	Doyle (172)	Murray (48)
1910	Snodgrass (.321)	Doyle (97)	Doyle (164)	Murray (57)
1911	Meyers (.332)	Doyle (102)	Doyle (163)	Devore (61)
1912	Meyers (.358)	Doyle (98)	Doyle (184)	Snodgrass (43)
1913	Meyers (.312)	Burns (81)	Burns (173)	Burns (40)
1914	Burns (.303)	Burns (100)	Burns (170)	Burns (62)
1915	Doyle (.320)	Doyle (86)	Doyle (189)	Burns (27)
1916	Robertson (.307)	Burns (105)	Robertson (180)	Kauff (40)
1917	Kauff (.308)	Burns (103)	Burns (180)	Burns (40)
1918	Youngs (.302)	Burns (80)	Youngs (143)	Burns (40)
1919	Youngs (.311)	Burns (86)	Burns (162)	Burns (40)
1920	Youngs (.351)	Burns (115)	Youngs (204)	Frisch (34)
1921	Frisch (.341)	Bancroft, Frisch (121)	Frisch (211)	Frisch (49)
1922	Snyder (.343)	Bancroft (117)	Bancroft (209)	Frisch (31)
1923	Frisch (.348)	Youngs (121)	Frisch (223)	Frisch (29)
1924	Youngs (.356)	Frisch (121)	Frisch (198)	Frisch (22)
1925	Frisch (.331)	Frisch (89)	Kelly (181)	Frisch (21)
1926	Jackson (.327)	Lindstrom (90)	Frisch (171)	Frisch (23)
1927	Hornsby (.361)	Hornsby (131)	Hornsby (205)	Roush (18)
1928	Lindstrom (.358)	Terry (100)	Lindstrom (231)	Lindstrom (15)
1929	Terry (.372)	Ott (138)	Terry (226)	4 with (10)
1930	Terry (.401)	Terry (139)	Terry (254)	Lindstrom (15)
1931	Terry (.349)	Terry (121)	Terry (213)	Jackson, Fullis (13)
1932	Terry (.350)	Terry (124)	Terry (225)	Ott, Lindstrom (6)
1933	Terry (.322)	Ott (98)	Ott (164)	Ott (10)
1934	Terry (.354)	Ott (119)	Terry (213)	Moore (5)
1935	Terry (.341)	Ott (113)	Terry, Leiber (203)	Terry (7)
1936	Ott (.328)	Ott (120)	Moore (205)	Whitehead (14)
1937	Ripple (.317)	Ott (99)	Moore (180)	3 with (7)
1938	Ott (.311)	Ott (116)	Ott (164)	Myatt (10)
1939	Bonura (.321)	Ott (85)	Demaree (170)	Moore (5)
1940	Demaree (.302)	Ott (89)	Whitehead (160)	Whitehead (9)
1941	Bartell (.303)	Rucker (95)	Rucker (179)	Rucker (8)
1942	Mize (.305)	Ott (118)	Mize (165)	Werber (9)
1943	Witek (.314)	Witek (68)	Witek (195)	Ott (7)
1944	Medwick (.337)	Ott (91)	Medwick (165)	Kerr (14)
1945	Ott (.308)	Hausmann (98)	Hausmann (174)	Hausmann, Rucker (7)
1946	Mize (.337)	Mize (70)	Marshall (144)	Blattner (12)
1947	Cooper (.305)	Mize (137)	Mize (177)	Rigney (7)
1948	Gordon (.299)	Lockman (117)	Lockman (167)	Kerr (9)
1949	Thomson (.309)	Thomson (99)	Thomson (198)	Lockman (12)

Year	Average	Runs	Hits	Stolen Bases
1950	Stanky (.300)	Stanky (115)	Dark (164)	Stanky, Dark (9)
1951	Irvin (.312)	Dark (114)	Dark (196)	Dark, Irvin (12)
1952	Dark (.301)	Lockman (99)	Dark (177)	Dark (6)
1953	Mueller (.333)	Dark (126)	Dark (194)	Dark (7)
1954	Mays (.345)	Mays (119)	Mueller (212)	Mays (8)
1955	Mays (.319)	Mays (123)	Mays, Mueller (185)	Mays (24)
1956	Brandt (.299)	Mays (101)	Mays (171)	Mays (40)
1957	Mays (.333)	Mays (112)	Mays (195)	Mays (38)
1958	Mays (.347)	Mays (121)	Mays (208)	Mays (31)
1959	Cepeda (.317)	Mays (125)	Cepeda (192)	Mays (27)
1960	Mays (.319)	Mays (107)	Mays (199)	Mays (25)
1961	Cepeda (.311)	Mays (129)	Cepeda (182)	Mays (18)
1962	F. Alou (.316)	Mays (130)	Cepeda (191)	Mays (18)
1963	Cepeda (.316)	Mays (115)	Mays (187)	F. Alou (11)
1964	Cepeda (.304)	Mays (121)	Mays (171)	Mays (19)
1965	Mays (.317)	Mays (118)	Mays, Hart (177)	M. Alou (10)
1966	McCovey (.295)	Mays (99)	Hart (165)	Fuentes (6)
1967	J. Alou (.292)	Hart (98)	Hart (167)	Mays (6)
1968	McCovey (.293)	Mays (84)	McCovey (153)	Bo. Bonds (16)
1969	McCovey (.320)	Bo. Bonds (102)	Bo. Bonds (161)	Bo. Bonds (45)
1970	Bo. Bonds (.302)	Bo. Bonds (134)	Bo. Bonds (200)	Bo. Bonds (48)
1971	Bo. Bonds (.288)	Bo. Bonds (110)	Bo. Bonds (178)	Bo. Bonds (26)
1972	Speier (.269)	Bo. Bonds (118)	Bo. Bonds (162)	Bo. Bonds (44)
1973	Maddox (.319)	Bo. Bonds (131)	Maddox (187)	Bo. Bonds (43)
1974	Mathews (.287)	Mathews (87)	Mathews (161)	Bo. Bonds (41)
1975	Joshua (.318)	Thomas (99)	Joshua (161)	Thomas (28)
1976	Mathews (.279)	Mathews (79)	Mathews (164)	3 with (12)
1977	Madlock (.302)	Thomas (75)	Madlock (161)	Thomasson (18)
1978	Madlock (.309)	J. Clark (90)	J. Clark (181)	Madlock (16)
1979	J. Clark (.273)	North (87)	J. Clark (144)	North (58)
1980	J. Clark (.284)	J. Clark (77)	Evans (147)	North (45)
1981	May (.310)	J. Clark (60)	Herndon (105)	North (26)
1982	Morgan (.289)	J. Clark (90)	Davis (167)	Morgan, Davis (24)
1983	Leonard (.279)	Evans (94)	Evans (154)	LeMaster (39)
1984	C. Davis (.315)	C. Davis (87)	C. Davis (157)	Gladden (31)
1985	C. Davis (.270)	Gladden (64)	C. Davis (130)	Gladden (32)
1986	C. Davis (.278)	Thompson (73)	Thompson (149)	Gladden (27)
1987	W. Clark (.308)	W. Clark (89)	W. Clark (163)	3 with (16)
1988	Butler (.287)	Butler (109)	Butler (163)	Butler (43)
1989	W. Clark (.333)	W. Clark (104)	W. Clark (194)	Butler (31)
1990	Butler (.309)	Butler (108)	Butler (192)	Butler (51)
1991	McGee (.312)	W. Clark (84)	W. Clark (170)	Felder (21)
1992	W. Clark (.300)	W. Clark (69)	W. Clark (154)	Lewis (28)
1993	Ba. Bonds (.336)	Ba. Bonds (129)	Ba. Bonds (181)	Lewis (46)
1994	Ba. Bonds (.312)	Ba. Bonds (89)	Ba. Bonds (122)	Lewis (30)
1995	Ba. Bonds (.294)	Ba. Bonds (109)	Ba. Bonds (149)	Ba. Bonds (31)
1996	Ba. Bonds (.308)	Ba. Bonds (122)	Ba. Bonds (129)	Ba. Bonds (40)
1997	Mueller (.292)	Ba. Bonds (123)	Ba. Bonds (155)	Ba. Bonds (37)
1998	Ba. Bonds (.303)	Ba. Bonds (120)	Ba. Bonds (167)	Ba. Bonds (28)
1999	Mayne (.301)	Benard (100)	Benard (163)	Benard (27)
2000	Kent (.334)	Ba. Bonds (129)	Kent (196)	Benard (22)
2001	Ba. Bonds (.328)	Ba. Bonds (129)	Aurilia (206)	Ba. Bonds (13)

Year	Doubles	Triples	Home Runs	RBI
1900	Van Haltren (30)	Hickman (17)	Hickman (9)	Hickman (91)
1901	Selbach (29)	4 with (6)	Davis (7)	Ganzel (66)
1902	Lauder (20)	McGann (7)	Brodie (3)	Lauder (44)
1903	Mertes (32)	Mertes (14)	Mertes (7)	Mertes (104)
1904	Mertes (28)	Mertes (11)	McGann (6)	Dahlen (80)
1905	Donlin (31)	Mertes (17)	Dahlen, Donlin (8)	Mertes (108)
1906	Devlin (23)	McGann, Devlin (8)	Seymour, Strang (4)	Devlin (65)
1907	Seymour (25)	Browne (10)	Browne (5)	Seymour (75)
1908	Donlin (26)	Donlin (13)	Donlin (6)	Donlin (106)
1909	Doyle (27)	Murray (12)	Murray (7)	Murray (91)
1910	Merkle (35)	Merkle, Doyle (14)	Doyle (8)	Murray (87)
1911	Murray, Snodgrass (27)	Doyle (25)	Doyle (13)	Devore (61)
1912	Doyle (33)	Murray (20)	Merkle (11)	Murray (92)
1913	Burns (37)	Merkle, Shafer (12)	Doyle, Shafer (5)	Doyle (73)
1914	Burns (35)	Burns (10)	Merkle (7)	Fletcher (79)
1915	Doyle (40)	Burns (14)	Merkle, Doyle (4)	Fletcher (74)
1916	Doyle, Burns (24)	Kauff (15)	Robertson (14)	Kauff (74)
1917	Burns (25)	Burns (13)	Robertson (12)	Zimmerman (102)
1918	Burns (22)	Zimmerman (10)	Burns (4)	Zimmerman (56)
1919	Youngs (31)	Doyle (10)	Kauff (10)	Kauff (67)
1920	Burns (35)	Youngs (14)	Kelly (11)	Kelly (94)
1921	Kelly (42)	Frisch (17)	Kelly (23)	Kelly (122)
1922	Bancroft (41)	Meusel (17)	Kelly (17)	Meusel (132)
1923	Bancroft, Youngs (33)	Meusel (14)	Meusel (19)	Meusel (125)
1924	Kelly (37)	Frisch (15)	Kelly (21)	Kelly (136)
1925	Meusel (35)	Lindstrom (12)	Meusel (21)	Meusel (111)
1926	Frisch (29)	Meusel (10)	Kelly (13)	Kelly (80)
1927	Lindstrom (36)	Terry (13)	Hornsby (26)	Hornsby (125)
1928	Lindstrom (39)	Terry (11)	Ott (18)	Lindstrom (107)
1929	Terry (39)	Jackson (12)	Ott (42)	Ott (151)
1930	Terry, Lindstrom (39)	Terry (15)	Ott (25)	Terry (129)
1931	Terry (43)	Terry (20)	Ott (29)	Ott (115)
1932	Terry (42)	Terry (11)	Ott (38)	Ott (123)
1933	Ott (36)	Vergez (6)	Ott (23)	Ott (103)
1934	Moore (37)	Ott (10)	Ott (35)	Ott (135)
1935	Leiber (37)	Jackson (12)	Ott (31)	Ott (114)
1936	Whitehead, Bartell (31)	Moore (9)	Ott (33)	Ott (135)
1937	Bartell (38)	Moore (10)	Ott (31)	Ott (95)
1938	Bartell, Danning (26)	Ott, Moore (6)	Ott (36)	Ott (116)
1939	Danning (28)	Jurges (11)	Ott (27)	Bonura (85)
1940	Danning (34)	Whitehead, Demaree (6)	Ott (19)	Young (101)
1941	Rucker (38)	Rucker (9)	Ott (27)	Young (104)
1942	Mize (25)	Mize, Barna (7)	Ott (30)	Mize (110)
1943	Medwick (20)	Gordon (11)	Ott (18)	Gordon (63)
1944	Kerr (31)	Weintraub (9)	Ott (26)	Medwick (85)
1945	Ott (23)	Rucker (11)	Ott (21)	Ott (79)
1946	Kerr (20)	Blattner (6)	Mize (22)	Mize (70)
1947	Mize, Thomson (26)	Gordon, Cooper (8)	Mize (51)	Mize (138)
1948	Mize, Gordon (26)	Lockman (10)	Mize (40)	Mize (125)
1949	Thomson (35)	Thomson (9)	Thomson (27)	Thomson (109)
1950	Dark (36)	Thomson (7)	Thomson (25)	Thomson (91)
1951	Dark (41)	Irvin (11)	Irvin (24)	Irvin (121)
1952	Dark, Thomson (29)	Thomson (14)	Thomson (24)	Thomson (108)
1953	Dark (41)	Thompson (8)	Thomson (26)	Thomson (106)
1954	Mueller (35)	Mays (13)	Mays (41)	Mays (110)
1955	Mueller (21)	Mays (13)	Mays (51)	Mays (127)
1956	Mays (27)	Mays, Brandt (8)	Mays (36)	Mays (84)
1957	Spencer (31)	Mays (20)	Mays (35)	Mays (97)
1958	Cepeda (38)	Mays (11)	Mays (29)	Mays, Cepeda (96)
1959	Mays (43)	Mays, McCovey (5)	Mays (34)	Cepeda (105)

Year	Doubles	Triples	Home Runs	RBI
1960	Mays (36)	Mays (12)	Mays (29)	Mays (103)
1961	Mays (32)	3 with (4)	Cepeda (46)	Cepeda (142)
1962	Mays (36)	Pagan (6)	Mays (49)	Mays (141)
1963	Cepeda (33)	F. Alou (9)	McCovey (44)	Mays (103)
1964	Cepeda (27)	Mays (9)	Mays (47)	Mays (111)
1965	Mays (21)	Lanier (9)	Mays (52)	Mays (112)
1966	Mays (29)	McCovey (6)	Mays (37)	Mays (103)
1967	Hart (26)	Hart (7)	McCovey (31)	Hart (99)
1968	Mays (20)	Bo. Bonds, Mays (5)	McCovey (36)	McCovey (105)
1969	McCovey (26)	Bo. Bonds (6)	McCovey (45)	McCovey (126)
1970	McCovey (39)	Bo. Bonds (10)	McCovey (39)	McCovey (126)
1971	Bo. Bonds (32)	3 with (6)	Bo. Bonds (33)	Bo. Bonds (102)
1972	Fuentes (33)	Maddox (7)	Kingman (29)	Kingman (83)
1973	Bo. Bonds (34)	Maddox, Mathews (10)	Bo. Bonds (39)	Bo. Bonds (96)
1974	Maddox (31)	Bo. Bonds (8)	Bo. Bonds (21)	Mathews (82)
1975	Speier (30)	Joshua (10)	Mathews (12)	Murcer (91)
1976	Mathews (28)	Thomasson (5)	Murcer (23)	Murcer (90)
1977	Madlock (28)	Thomas (10)	McCovey (28)	McCovey (86)
1978	J. Clark (46)	Herndon (9)	J. Clark (25)	J. Clark (98)
1979	J. Clark (25)	Metzger (8)	Ivie (27)	Ivie (89)
1980	Evans (23)	Herndon (11)	J. Clark (22)	J. Clark (82)
1981	Cabell (20)	Herndon (8)	J. Clark (17)	J. Clark (53)
1982	J. Clark (30)	C. Davis (6)	J. Clark (27)	J. Clark (103)
1983	Evans (29)	Leonard (7)	Evans (30)	Leonard (87)
1984	Brenly (28)	C. Davis (6)	C. Davis, Leonard (21)	Leonard (86)
1985	C. Davis (25)	Gladden (8)	Brenly (19)	Leonard (62)
1986	Maldonado (31)	7 with (3)	Maldonado (18)	Maldonado (85)
1987	W. Clark, Leonard (29)	3 with (5)	W. Clark (35)	W. Clark (91)
1988	W. Clark (31)	Butler (9)	W. Clark (29)	W. Clark (109)
1989	W. Clark (38)	Thompson (11)	Mitchell (47)	Mitchell (127)
1990	M. Williams (27)	Butler (9)	Mitchell (35)	M. Williams (122)
1991	W. Clark (32)	W. Clark (7)	M. Williams (34)	W. Clark (116)
1992	W. Clark (40)	M. Williams, Manwaring (5)	M. Williams (20)	W. Clark (73)
1993	Ba. Bonds (38)	Lewis (7)	Ba. Bonds (46)	Ba. Bonds (123)
1994	Ba. Bonds (18)	Lewis (9)	M. Williams (43)	M. Williams (96)
1995	Ba. Bonds (30)	Ba. Bonds (7)	Ba. Bonds (33)	Ba. Bonds (104)
1996	Ba. Bonds (27)	Benard (4)	Ba. Bonds (42)	Ba. Bonds (129)
1997	Kent (38)	Vizcaino (7)	Ba. Bonds (40)	Kent (121)
1998	Ba. Bonds (44)	Ba. Bonds (7)	Ba. Bonds (37)	Kent (128)
1999	Kent (40)	Benard (5)	Ba. Bonds (34)	Kent (101)
2000	Kent (41)	Kent (7)	Ba. Bonds (49)	Kent (125)
2001	Kent (49)	Kent (6)	Ba. Bonds (73)	Ba. Bonds (137)

Bold denotes league leader

Giants RBI Records by Position

	San Francisco	Franchise
Catcher	Dick Dietz, 107 (1970)	Walker Cooper, 122 (1947)
First Baseman	Orlando Cepeda, 142 (1961)	Orlando Cepeda, 142 (1961)
Second Baseman	Jeff Kent, 128 (1998)	Jeff Kent, 128 (1998)
Shortstop	Rich Aurilia, 96 (2001)	Travis Jackson, 101 (1934)
Third Baseman	Matt Williams, 122 (1990)	Matt Williams, 122 (1990)
Left Fielder	Barry Bonds, 136 (2001)	Barry Bonds, 136 (2001)
Center Fielder	Willie Mays, 141 (1962)	Willie Mays, 141 (1962)
Right Fielder	Jack Clark, 103 (1982)	Mel Ott, 151 (1929)

* Names in bold are current team members

Giants Yearly Pitching Leaders 1900-2001

Year	Wins	ERA	Innings	Strikeouts
1900	Carrick (19)	Carrick, Hawley (3.53)	Carrick (342)	Hawley (80)
1901	Mathewson (20)	Mathewson (2.41)	Taylor (353)	Mathewson (221)
1902	Mathewson (14)	McGinnity (2.06)	Mathewson (277)	Mathewson (159)
1903	McGinnity (31)	Mathewson (2.26)	McGinnity (434)	Mathewson (267)
1904	McGinnity (35)	McGinnity (1.61)	McGinnity (408)	Mathewson (212)
1905	Mathewson (32)	Mathewson (1.27)	Mathewson (339)	Mathewson (206)
1906	McGinnity (27)	Taylor (2.20)	McGinnity (340)	Ames (156)
1907	Mathewson (24)	Mathewson (2.00)	Mathewson (315)	Mathewson (178)
1908	Mathewson (37)	Mathewson (1.43)	Mathewson (391)	Mathewson (259)
1909	Mathewson (25)	Mathewson (1.14)	Mathewson (275)	Mathewson (149)
1910	Mathewson (27)	Mathewson (1.90)	Mathewson (318)	Mathewson (184)
1911	Mathewson (26)	Mathewson (1.99)	Mathewson (307)	Marquard (237)
1912	Marquard (26)	Tesreau (1.96)	Mathewson (310)	Marquard (175)
1913	Mathewson (25)	Mathewson (2.06)	Mathewson (306)	Tesreau (167)
1914	Tesreau (26)	Tesreau (2.38)	Tesreau (322)	Tesreau (189)
1915	Tesreau (19)	Tesreau (2.29)	Tesreau (306)	Tesreau (176)
1916	Perritt (18)	Perritt (2.62)	Tesreau (268)	Perritt, Benton (115)
1917	Schupp (21)	Perritt (1.88)	Schupp (272)	Schupp (147)
1918	Perritt (18)	Sallee (2.25)	Perritt (233)	Perritt (60)
1919	J. Barnes (25)	Toney (1.84)	J. Barnes (296)	J. Barnes (92)
1920	Toney, Nehf (21)	Toney (2.65)	J. Barnes (293)	Toney (81)
1921	Nehf (20)	J. Barnes (3.10)	Nehf (261)	Nehf (67)
1922	Nehf (19)	Ryan (3.00)	Nehf (268)	Ryan (75)
1923	Ryan, Scott (16)	McQuillan (3.40)	McQuillan (230)	Bentley (80)
1924	V. Barnes, Bentley (16)	McQuillan (2.69)	V. Barnes (229)	Nehf (72)
1925	V. Barnes (15)	Scott (3.15)	Scott (240)	Scott (87)
1926	Fitzsimmons (14)	Fitzsimmons (2.88)	Scott (226)	Scott (82)
1927	Grimes (19)	Grimes (3.53)	Grimes (260)	Grimes (102)
1928	Benton (25)	Benton (2.73)	Benton (310)	Benton (90)
1929	Hubbell (18)	Walker (3.08)	Hubbell (268)	Hubbell (106)
1930	Fitzsimmons (19)	Hubbell (3.87)	Walker (245)	Hubbell (117)
1931	Fitzsimmons (18)	Walker (2.26)	Fitzsimmons (254)	Hubbell (156)
1932	Hubbell (18)	Hubbell (2.50)	Hubbell (284)	Hubbell (137)
1933	Hubbell (23)	Hubbell (1.66)	Hubbell (309)	Hubbell (156)
1934	Schumacher (23)	Hubbell (2.30)	Hubbell (313)	Hubbell (118)
1935	Hubbell (23)	Schumacher (2.89)	Hubbell (303)	Hubbell (150)
1936	Hubbell (26)	Hubbell (2.31)	Hubbell (304)	Hubbell (123)
1937	Hubbell (22)	Melton (2.61)	Hubbell (262)	Hubbell (159)
1938	Gumbert (15)	Hubbell (3.07)	Melton (243)	Hubbell (104)
1939	Gumbert (18)	Hubbell (2.75)	Gumbert (244)	Melton (95)
1940	Schumacher (13)	Schumacher (3.25)	Gumbert (237)	Schumacher (123)
1941	Schumacher (12)	Schumacher (3.36)	Schumacher (206)	Melton (100)
1942	Lohrman (13)	Lohrman (2.56)	Schumacher (216)	Melton, Hubbell (61)
1943	Adams (11)	Melton (3.19)	Melton (186)	Chase (86)
1944	Voiselle (21)	Voiselle (3.02)	Voiselle (313)	Voiselle (161)
1945	Voiselle, Mungo (14)	Feldman (3.26)	Voiselle (232)	Voiselle (115)
1946	Koslo (14)	Kennedy (3.42)	Koslo (265)	Koslo (121)
1947	Jansen (21)	Jansen (3.16)	Jansen (248)	Jansen (104)
1948	Jansen (18)	Jones (3.36)	Jansen (277)	Jansen (126)
1949	Jansen, Jones (15)	Koslo (2.50)	Jansen (260)	Jansen (113)

Year	Wins	ERA	Innings	Strikeouts
1950	Jansen (19)	Hearn (2.49)	Jansen (275)	Jansen (161)
1951	Maglie, Jansen (23)	Maglie (2.93)	Maglie (298)	Maglie (146)
1952	Maglie (18)	Wilhelm (2.43)	Hearn (224)	Maglie (112)
1953	Gomez (13)	Gomez (3.40)	Gomez (204)	Gomez (113)
1954	Antonelli (21)	Antonelli (2.29)	Antonelli (259)	Antonelli (152)
1955	Antonelli, Hearn (14)	Antonelli (3.33)	Antonelli (235)	Antonelli (143)
1956	Antonelli (20)	Antonelli (2.86)	Antonelli (258)	Antonelli (145)
1957	Gomez (15)	Barclay (3.44)	Gomez (238)	Antonelli (114)
1958	Antonelli (13)	Miller (2.47)	Antonelli (242)	Antonelli (143)
1959	Jones (21)	Jones (2.82)	Antonelli (282)	Jones (209)
1960	Jones (18)	McCormick (2.70)	McCormick (253)	Jones (190)
1961	Miller (14)	McCormick (3.20)	McCormick (250)	McCormick (163)
1962	Sanford (24)	Marichal (3.32)	O'Dell (281)	O'Dell (195)
1963	Marichal (25)	Marichal (2.41)	Marichal (321)	Marichal (248)
1964	Marichal (21)	Marichal (2.48)	Marichal (269)	Marichal (206)
1965	Marichal (22)	Marichal (2.13)	Marichal (295)	Marichal (240)
1966	Marichal (25)	Marichal (2.33)	Marichal (307)	Marichal (222)
1967	McCormick (22)	Perry (2.61)	Perry (293)	Perry (230)
1968	Marichal (26)	Bolin (1.98)	Marichal (325)	Marichal (218)
1969	Marichal (21)	Marichal (2.10)	Perry (326)	Perry (233)
1970	Perry (23)	Perry (3.20)	Perry (328)	Perry (215)
1971	Marichal (18)	Perry (2.76)	Perry (280)	Marichal (159)
1972	Bryant (14)	Barr (2.87)	Bryant (214)	McDowell (122)
1973	Bryant (24)	Bryant (3.53)	Bryant (270)	Bryant (143)
1974	Caldwell (14)	Barr (2.74)	Barr (239)	D'Acquisto (167)
1975	Montefusco (15)	Montefusco (2.88)	Barr (244)	Montefusco (215)
1976	Montefusco (16)	Montefusco (2.85)	Montefusco (253)	Montefusco (172)
1977	Halicki (16)	Halicki (3.31)	Halicki (258)	Halicki (168)
1978	Blue (18)	Knepper (2.63)	Knepper (260)	Montefusco (177)
1979	Blue (14)	Knepper (4.65)	Blue (237)	Blue (138)
1980	Blue (14)	Blue (2.97)	Blue (224)	Blue (129)
1981	Alexander (11)	Blue (2.45)	Alexander (152)	Griffin (83)
1982	Laskey (13)	Laskey (3.14)	Laskey (189)	Gale, Hammaker (102)
1983	Laskey (13)	Hammaker (2.25)	Breining (203)	Krukow (136)
1984	Krukow (11)	Laskey (4.33)	Laskey (208)	Krukow (141)
1985	Garrelts (9)	Krukow (3.38)	LaPoint (206.2)	Krukow (150)
1986	Krukow (20)	Krukow (3.05)	Krukow (245)	Krukow (178)
1987	LaCoss (13)	Hammaker (3.58)	Downs (186)	Downs (137)
1988	Reuschel (19)	D. Robinson (2.45)	Reuschel (245)	D. Robinson (122)
1989	Reuschel (17)	Garrelts (2.28)	Reuschel (208.1)	Garrelts (119)
1990	Burkett (14)	Burkett (3.79)	Burkett (204)	Burkett (118)
1991	Wilson (13)	Wilson (3.56)	Black (214.1)	Wilson (139)
1992	Burkett (13)	Swift (2.08)	Burkett (189.2)	Burkett (107)
1993	Burkett (22)	Swift (2.82)	Swift (232.2)	Swift (157)
1994	Portugal (10)	Swift (3.38)	Burkett (159.1)	Portugal (87)
1995	Leiter (10)	Leiter (3.82)	Leiter (195.2)	Leiter (129)
1996	Gardner (12)	Gardner (4.42)	Watson (185.2)	Gardner (145)
1997	Estes (19)	Estes (3.18)	Estes (201.0)	Estes (181)
1998	Rueter (16)	Gardner (4.33)	Gardner (212.0)	Gardner (151)
1999	Ortiz (18)	Ortiz (3.81)	Ortiz (207.2)	Ortiz (164)
2000	Hernandez (17)	Hernandez (3.75)	Hernandez (240.0)	Ortiz (167)
2001	Ortiz (17)	Ortiz (3.29)	Hernandez (226.2)	Ortiz (169)

Bold denotes league leader

Year	Complete Games	Shutouts	Saves
1900	Hawley (34)	3 with (1)	none
1901	Taylor (37)	Mathewson (5)	Phyle (1)
1902	Mathewson (29)	Mathewson (8)	Sparks (1)
1903	Mathewson (44)	Mathewson, McGinnity (3)	Miller (3)
1904	McGinnity (38)	McGinnity (9)	McGinnity (6)
1905	Mathewson (32)	Mathewson (8)	Elliott (6)
1906	McGinnity (32)	Mathewson (5)	Ferguson (7)
1907	Mathewson (31)	Mathewson (8)	McGinnity (4)
1908	Mathewson (34)	Mathewson (11)	Mathewson, McGinnity (5)
1909	Mathewson (26)	Mathewson (8)	Crandall (6)
1910	Mathewson (27)	Ames (3)	Crandall (5)
1911	Mathewson (29)	Mathewson, Marquard (5)	Crandall (5)
1912	Mathewson (27)	Tesreau (3)	Mathewson (4)
1913	Mathewson (25)	Mathewson, Marquard (4)	Crandall (6)
1914	Mathewson (29)	Tesreau (8)	3 with (2)
1915	Tesreau (24)	Tesreau (8)	Tesreau (3)
1916	Tesreau (13)	Tesreau, Perritt (5)	5 with (2)
1917	Schupp (25)	Schupp (6)	Sallee (4)
1918	Perritt (19)	Perritt (6)	Anderson (3)
1919	J. Barnes (23)	J. Barnes, Toney (4)	Dubuc, Winters (3)
1920	J. Barnes (23)	Nehf (5)	3 with (2)
1921	Nehf (18)	Douglas (3)	J. Barnes (6)
1922	Nehf (20)	Nehf (3)	Jonnard (5)
1923	Ryan, Scott (16)	McQuillan (5)	Jonnard (5)
1924	V. Barnes (15)	4 with (1)	Jonnard, Ryan (5)
1925	Scott (18)	Scott (2)	Scott (3)
1926	Scott (13)	V. Barnes (2)	Davies (6)
1927	Grimes (15)	V. Barnes, Grimes (2)	Henry (4)
1928	Benton (28)	Benton, Genewich (2)	Benton (4)
1929	Hubbell (19)	Fitzsimmons (4)	Mays (4)
1930	Hubbell, Fitzsimmons (17)	Hubbell (3)	Heving (6)
1931	Hubbell (21)	Walker (6)	3 with (3)
1932	Hubbell (22)	3 with (1)	Luque (5)
1933	Hubbell (22)	Hubbell (10)	Hubbell, Bell (5)
1934	Hubbell (25)	Hubbell (5)	Hubbell (8)
1935	Hubbell (24)	Fitzsimmons (4)	Smith, Stout (5)
1936	Hubbell (25)	Smith (4)	Coffman (7)
1937	Hubbell (18)	Hubbell (4)	Melton (7)
1938	Gumbert (14)	Schumacher (4)	Coffman (12)
1939	Gumbert (14)	Gumbert, Melton (2)	Brown (7)
1940	Gumbert (14)	Lohrman (5)	Brown (7)
1941	Schumacher (12)	Schumacher, Melton (3)	Adams (11)
1942	4 with (12)	Schumacher (3)	Adams (11)
1943	Melton (6)	Melton, Mungo (2)	Adams (9)
1944	Voiselle (25)	4 with (1)	Adams (13)
1945	Voiselle (14)	Voiselle (4)	Adams (15)
1946	Koslo (17)	Koslo (3)	Thompson (4)
1947	Jansen (20)	Jansen (6)	Trinkle (10)
1948	Jansen (15)	Jansen (4)	Trinkle (7)
1949	Jansen (17)	Kennedy (4)	Koslo (4)
1950	Jansen (21)	3 with (5)	3 with (3)
1951	Maglie (22)	Maglie, Jansen (3)	Spencer (6)
1952	Maglie (12)	Maglie (5)	Wilhelm (11)
1953	Gomez (13)	Maglie, Gomez (3)	Wilhelm (15)
1954	Antonelli (18)	Antonelli (6)	Grissom (19)
1955	Antonelli (14)	Gomez (3)	Grissom (8)
1956	Antonelli (15)	Antonelli (5)	Wilhelm (8)
1957	Gomez (16)	Antonelli (3)	Grissom (14)
1958	Antonelli (13)	McCormick (2)	Grissom (10)
1959	Antonelli (17)	Antonelli, Jones (4)	Miller (8)

Year	Complete Games	Shutouts	Saves
1960	McCormick (15)	Sanford (6)	Antonelli (11)
1961	McCormick (13)	Marichal, McCormick (3)	Miller (17)
1962	O'Dell (20)	Marichal (3)	Miller (19)
1963	Marichal (18)	Marichal (5)	Shaw (11)
1964	Marichal (22)	Marichal (4)	Shaw (7)
1965	Marichal (24)	Marichal (10)	Linzy (14)
1966	Marichal (25)	Marichal, Bolin (4)	Linzy (14)
1967	Marichal, Perry (18)	McCormick (5)	Linzy (12)
1968	Marichal (30)	Marichal (5)	Linzy (10)
1969	Marichal (27)	Marichal (8)	Linzy (11)
1970	Perry (23)	Perry (5)	McMahon (19)
1971	Marichal (18)	Marichal (4)	Johnson (18)
1972	Bryant (11)	Bryant (4)	Johnson (8)
1973	Marichal (9)	Barr (3)	Sosa (18)
1974	Barr (11)	Barr (5)	Moffitt (15)
1975	Barr (12)	Montefusco (4)	Moffitt (11)
1976	Montefusco (11)	Montefusco (6)	Moffitt (14)
1977	Halicki (7)	3 with (2)	Lavelle (20)
1978	Knepper (16)	Knepper (6)	Lavelle (14)
1979	Blue (10)	Curtis, Knepper (2)	Lavelle (20)
1980	Blue (10)	Blue (3)	Minton (19)
1981	Griffin (3)	3 with (1)	Minton (21)
1982	Laskey (7)	3 with (1)	Minton (30)
1983	Hammaker (8)	Hammaker (3)	Minton (22)
1984	Krukow (3)	3 with (1)	Minton (19)
1985	Krukow (6)	4 with (1)	Garrelts (13)
1986	Krukow (10)	Krukow (2)	Garrelts (10)
1987	Downs, Dravecky (4)	Downs, Dravecky (3)	Garrelts (12)
1988	Reuschel (7)	Downs (3)	Garrelts (13)
1989	Robinson (5)	3 with (1)	Lefferts (20)
1990	Garrelts, Robinson (4)	Garrelts, Wilson (2)	Brantley (19)
1991	Black, Burkett (3)	Black (3)	Righetti (24)
1992	Swift, Burkett (3)	Swift (2)	Beck (17)
1993	Burkett (2)	Burkett, Swift (1)	Beck (48)
1994	Portugal, Torres (1)	None	Beck (28)
1995	Leiter (7)	Leiter (1)	Beck (33)
1996	Gardner (4)	Gardner (1)	Beck (35)
1997	Estes (3)	Estes (2)	Beck (37)
1998	Gardner (4)	Gardner (2)	Nen (40)
1999	Ortiz (3)	Estes (1)	Nen (37)
2000	Hernandez (5)	Hernandez, Estes (2)	Nen (41)
2001	Hernandez (2)	Ortiz (1)	Nen (45)

Bold denotes league leader

Giants Home Run Records by Position

	San Francisco	Franchise
Catcher	Tom Haller, 27 (1966)	Walker Cooper, 35 (1947)
First Baseman	Orlando Cepeda, 46 (1961)	Johnny Mize, 51 (1947)
Second Baseman	Jeff Kent, 32 (2000)	Jeff Kent, 32 (2000)
Shortstop	Rich Aurilia, 36 (2001)	Rich Aurilia, 36 (2001)
Third Baseman	Matt Williams, 43 (1994)	Matt Williams, 43 (1994)
Left Fielder	Barry Bonds, 72 (2001)	Barry Bonds, 72 (2001)
Center Fielder	Willie Mays, 52 (1956)	Willie Mays, 52 (1956)
Right Fielder	Bobby Bonds, 39 (1973)	Mel Ott, 42 (1929)

Giants All-Star Game Selections

- 1933: (4) Carl Hubbell (p), Frank O'Doul (of), Hal Schumacher (p), **Bill Terry** (1b)
- 1934: (5) Carl Hubbell (p), **Travis Jackson** (ss), Joe Moore (of), Mel Ott (of), **Bill Terry** (1b)
- 1935: (6) Carl Hubbell (p), August Mancuso (c), Joe Moore (of), **Mel Ott** (of), Hal Schumacher (p), **Bill Terry** (1b)
- 1936: (6) Carl Hubbell (p), Joe Moore (of), Mel Ott (of)
- 1937: (6) **Dick Bartell** (ss), Carl Hubbell (p), August Mancuso (c), Joe Moore (of), Mel Ott (of), Burgess Whitehead (2b)
- 1938: (4) Carl Hubbell (p), Henry Leiber (of), Joe Moore (of), **Mel Ott** (of)
- 1939: (3) Harry Danning (c), Bill Jurgens (ss), Mel Ott (of)
- 1940: (5) Harry Danning (c), Carl Hubbell (p), Bill Jurgens (ss), Joe Moore (of), Mel Ott (of)
- 1941: (3) Harry Danning (c), Carl Hubbell (p), Mel Ott (of)
- 1942: (5) Carl Hubbell (p), Willard Marshall (of), Cliff Melton (p), **John Mize** (1b), **Mel Ott** (of)
- 1943: (2) Ernie Lombardi (c), Mel Ott (of)
- 1944: (2) Joe Medwick (of), Mel Ott (of)
- 1946: (2) **Walker Cooper** (c), **John Mize** (1b)
- 1947: (3) **Walker Cooper** (c), Willard Marshall (of), **John Mize** (1b)
- 1948: (4) **Walker Cooper** (c), Sid Gordon (3b), **John Mize** (1b), Bobby Thomson (of)
- 1949: (4) Sid Gordon (3b), **Willard Marshall** (of), **John Mize** (1b), Bobby Thomson (of)
- 1950: (2) Larry Jansen (p), Eddie Stanky (2b)
- 1951: (3) **Alvin Dark** (ss), Larry Jansen (p), Sal Maglie (p)
- 1952: (6) Alvin Dark (ss), Monte Irvin (of), **Whitey Lockman** (1b), Sal Maglie (p), **Bobby Thomson** (3b), Wes Westrum (c)
- 1953: (2) Hoyt Wilhelm (p), David Williams (2b)
- 1954: (5) John Antonelli (p), **Alvin Dark** (ss), Marv Grissom (p), Willie Mays (of), Don Mueller (of)
- 1955: (2) Willie Mays (of), **Don Mueller** (of)
- 1956: (2) John Antonelli (p), Willie Mays (of)
- 1957: (2) John Antonelli (p), **Willie Mays** (of)
- 1958: (3) John Antonelli (p), **Willie Mays** (of), Bob Schmidt (c)
- 1959: (4) John Antonelli (p), **Orlando Cepeda** (1b), Sam Jones (p), **Willie Mays** (of)
- 1960: (3) **Orlando Cepeda** (of), **Willie Mays** (of), Mike McCormick (p)
- 1961: (5) Ed Bailey (c), **Orlando Cepeda** (of), **Willie Mays** (of), Mike McCormick (p), Stu Miller (p)
- 1962: (5) Felipe Alou (of), **Orlando Cepeda** (1b), Jim Davenport (3b), Juan Marichal (p), **Willie Mays** (of)
- 1963: (5) **Ed Bailey** (c), **Orlando Cepeda** (1b), Juan Marichal (p), **Willie Mays** (of), Willie McCovey (of)
- 1964: (3) **Orlando Cepeda** (1b), Juan Marichal (p), Willie Mays (of)
- 1965: (2) **Juan Marichal** (p), **Willie Mays** (of)
- 1966: (6) Tom Haller (c), Jim Hart (3b), Juan Marichal (p), **Willie Mays** (of), **Willie McCovey** (1b), Gaylord Perry (p)
- 1967: (3) Tom Haller (c), **Juan Marichal** (p), Willie Mays (of)
- 1968: (3) Juan Marichal (p), **Willie Mays** (of), **Willie McCovey** (1b)
- 1969: (3) Juan Marichal (p), Willie Mays (of), **Willie McCovey** (1b)
- 1970: (4) Dick Dietz (c), **Willie Mays** (of), Willie McCovey (1b), Gaylord Perry (p)
- 1971: (4) Bobby Bonds (of), Juan Marichal (p), **Willie Mays** (of), **Willie McCovey** (1b)
- 1972: (1) Chris Speier (ss)
- 1973: (2) Bobby Bonds (of), **Chris Speier** (ss)
- 1974: (1) Chris Speier (ss)
- 1975: (1) Bobby Murcer (of)
- 1976: (1) John Montefusco (p)
- 1977: (1) Gary Lavelle (p)
- 1978: (2) **Vida Blue** (p), Jack Clark (of)
- 1979: (1) Jack Clark (of)
- 1980: (1) Ed Whitson (p)
- 1981: (1) Vida Blue (p)
- 1982: (1) Greg Minton (p)
- 1983: (3) Darrell Evans (1b), Atlee Hammaker (p), Gary Lavelle (p)
- 1984: (2) Bob Brenly (c), Chili Davis (of)
- 1985: (1) Scott Garrelts (p)
- 1986: (3) Chris Brown (3b), Chili Davis (of), Mike Krukow (p)
- 1987: (1) Jeffrey Leonard (of)
- 1988: (3) **Will Clark** (1b), Rick Reuschel (p), Robby Thompson (2b)
- 1989: (3) **Will Clark** (1b), **Kevin Mitchell** (of), **Rick Reuschel** (p)
- 1990: (4) Jeff Brantley (p), **Will Clark** (1b), **Kevin Mitchell** (of), Matt Williams (3b)
- 1991: (1) **Will Clark** (1b)
- 1992: (1) Will Clark (1b)
- 1993: (4) Rod Beck (p), **Barry Bonds** (of), John Burkett (p), Robby Thompson (2b)
- 1994: (3) Rod Beck (p), **Barry Bonds** (of), **Matt Williams** (3b)
- 1995: (2) **Barry Bonds** (of), **Matt Williams** (3b)
- 1996: (2) **Barry Bonds** (of), **Matt Williams** (3b)
- 1997: (3) Rod Beck (p), **Barry Bonds** (of), Shawn Estes (p)
- 1998: (2) **Barry Bonds** (of), Robb Nen (p)
- 1999: (2) Jeff Kent (2b), Robb Nen (p)
- 2000: (2) **Barry Bonds** (of), **Jeff Kent** (2b)
- 2001: (3) **Rich Aurilia** (ss), **Barry Bonds** (of), **Jeff Kent** (2b)

Bold name indicates starter

The Last Time The Giants:

Swept a Home 3-game Series vs.:

Astros.....	May 17-19, 1993
Braves.....	September 10-12, 1990
Brewers.....	August 7-9, 2000
Cardinals.....	June 29-July 1, 2001
Cubs.....	September 1-3, 2000
Diamondbacks.....	None
Dodgers.....	August 9-11, 1991
Expos.....	July 19-21, 1993
Marlins.....	August 14-16, 2001
Mets.....	May 11-13, 2001
Padres.....	April 2-5, 2001
Phillies.....	September 4-6, 2000
Pirates.....	July 31-August 2, 2001
Reds.....	June 12-14, 2000
Rockies.....	June 29-July 1, 1999
Angels.....	June 12-14, 2001
Athletics.....	June 15-17, 2001
Mariners.....	None
Rangers.....	July 16-18, 2000

Swept a Home 4-game Series vs.:

Astros.....	June 20-22, 1986
Braves.....	July 29-31, 1988
Brewers.....	None
Cardinals.....	July 24-26, 1987
Cubs.....	June 17-20, 1999
Diamondbacks.....	None
Dodgers.....	June 26-29, 1975
Expos.....	May 28-30, 1971
Marlins.....	None
Mets.....	May 1-4, 2000
Padres.....	September 24-27, 1993
Phillies.....	August 30-September 2, 1999
Pirates.....	September 21-24, 1998
Reds.....	July 26-29, 1990
Rockies.....	July 4-6, 2000
Angels.....	None
Athletics.....	None
Mariners.....	None
Rangers.....	None

Swept in a Home 3-game Series vs.:

Astros.....	September 18-20, 2001
Braves.....	August 7-9, 1998
Brewers.....	June 21-23, 1999
Cardinals.....	July 17-19, 1991
Cubs.....	September 13-15, 1993
Diamondbacks.....	May 28-30, 2001
Dodgers.....	April 11-13, 2000
Expos.....	June 9-11, 1995
Marlins.....	July 17-19, 1995
Mets.....	July 4-6, 1994
Padres.....	September 25-27, 1995
Phillies.....	May 18-20, 1984
Pirates.....	August 24-26, 1992
Reds.....	April 24-26, 2001
Rockies.....	None
Angels.....	None
Athletics.....	None
Mariners.....	None
Rangers.....	None

Swept a Road 3-game Series vs.:

Astros.....	October 2-4, 2001
Braves.....	June 27-29, 1988
Brewers.....	August 20-22, 1999
Cardinals.....	June 5-7, 1998
Cubs.....	September 8-10, 1995
Diamondbacks.....	April 21-23, 2000
Dodgers.....	September 24-26, 1982
Expos.....	August 15-17, 2000
Marlins.....	August 22-24, 1998
Mets.....	April 13-14, 1997
Padres.....	June 12-14, 1991
Phillies.....	May 11-13, 1992
Pirates.....	May 10-12, 1996
Reds.....	April 4-7, 1999
Rockies.....	July 30-August 1, 1993
Angels.....	None
Athletics.....	None
Mariners.....	None
Rangers.....	None

Swept a Road 4-game Series vs.:

Astros.....	July 25-27, 1975
Braves.....	June 7-10, 1954
Brewers.....	None
Cardinals.....	May 6-9, 1912
Cubs.....	August 23-25, 1956
Diamondbacks.....	July 26-29, 2001
Dodgers.....	April 21-24, 1923
Expos.....	July 14-17, 1994
Marlins.....	None
Mets.....	None
Padres.....	May 4-7, 1995
Phillies.....	July 31-August 3, 1998
Pirates.....	May 20-22, 1955
Reds.....	May 12-15, 1983
Rockies.....	None
Angels.....	None
Athletics.....	None
Mariners.....	None
Rangers.....	None

Swept in a Road 3-game Series vs.:

Astros.....	July 17-19, 1998
Braves.....	May 16-18, 2000
Brewers.....	April 17-19, 1998
Cardinals.....	September 11-13, 1995
Cubs.....	May 20-22, 1994
Diamondbacks.....	None
Dodgers.....	September 25-27, 1990
Expos.....	May 28-30, 1999
Marlins.....	August 9-11, 1999
Mets.....	April 20-May 2, 1999
Padres.....	June 12-14, 1998
Phillies.....	August 18-20, 1990
Pirates.....	August 22-24, 1997
Reds.....	June 21-23, 1994
Rockies.....	May 12-14, 2000
Angels.....	None
Athletics.....	None
Mariners.....	None
Rangers.....	July 18-20, 1999

Swept in a Home 4-game Series vs.:

AstrosNone
BravesNone
BrewersNone
CardinalsSeptember 9-12, 1993
CubsSeptember 21-22, 1948
DiamondbacksNone
DodgersJuly 1-4, 1977
ExposJuly 13-15, 1975
MarlinsNone
MetsNone
PadresJune 27-30, 1996
PhilliesAugust 6-8, 1943
PiratesAugust 31-September 2, 1979
RedsMay 16-18, 1972
RockiesNone
AngelsNone
AthleticsNone
MarinersNone
RangersNone

Sweeps of five or more games:

September 12-15, 1996Lost 5 vs. Pirates
July 12-15, 1984Lost 5 at Pirates
August 5-8, 1982Won 5 vs. Astros
June 18-20, 1971Won 5 vs. Padres
September 14-17, 1944Lost 6 at Phillies
June 20-24, 1943Lost 6 at Dodgers
August 27-31, 1932Lost 5 at Cubs
September 10-14, 1928Won 8 at Braves

Swept a Home Doubleheader vs.:

AstrosJune 22, 1986
BravesJuly 31, 1988
BrewersNone
CardinalsJuly 26, 1987
CubsJuly 8, 1990
DiamondbacksNone
DodgersAugust 30, 1958
ExposMay 14, 1998
MarlinsNone
MetsMay 19, 1996
PadresJune 16, 1985
PhilliesJuly 7, 1992
PiratesJune 19, 1977
RedsAugust 9, 1987
RockiesNone
AngelsNone
AthleticsNone
MarinersNone
RangersNone

Swept in a Home Doubleheader vs.:

AstrosApril 15, 1979
BravesAugust 2, 1992
BrewersNone
CardinalsJuly 4, 1984
CubsAugust 3, 1980
DiamondbacksNone
DodgersJuly 26, 1988
ExposJune 15, 1975
MarlinsNone
MetsJune 13, 1976
PadresSeptember 24, 1984
PhilliesJuly 14, 1974
PiratesSeptember 15, 1996
RedsApril 15, 1973
RockiesNone
AngelsNone
AthleticsNone
MarinersNone
RangersNone

Swept in a Road 4-game Series vs.:

AstrosSeptember 28-October 1, 1970
BravesMay 11-13, 1946
BrewersNone
CardinalsAugust 26-28, 1948
CubsJune 9-12, 1977
DiamondbacksNone
DodgersJune 22-25, 1995
ExposNone
MarlinsNone
MetsAugust 30-September 2, 1990
PadresJuly 4-7, 1996
PhilliesAugust 19-21, 1949
PiratesJuly 14-17, 1988
RedsApril 18-21, 1985
RockiesNone
AngelsNone
AthleticsNone
MarinersNone
RangersNone

July 30-August 2, 1927Won 5 at Cardinals
August 24-27, 1921Won 5 vs. Pirates
July 4-7, 1919Won 5 at Phillies
September 23-27, 1916Won 6 vs. Cardinals
June 19-22, 1912Won 5 at Braves
June 28-July 2, 1912Won 5 vs. Boston
July 17-21, 1901Lost 5 at Cubs
September 4-6, 1901Lost 6 vs. Pirates

Swept a Road Doubleheader vs.:

AstrosJuly 26, 1985
BravesMay 19, 1979
BrewersNone
CardinalsSeptember 6, 1968
CubsAugust 25, 1999
DiamondbacksNone
DodgersSeptember 3, 1948
ExposMay 5, 1974
MarlinsNone
MetsApril 13, 1997
PadresNone
PhilliesJuly 31, 1970
PiratesJuly 6, 1987
RedsJuly 12, 1980
RockiesNone
AngelsNone
AthleticsNone
MarinersNone
RangersNone

Swept in a Road Doubleheader vs.:

AstrosNone
BravesJune 30, 1978
BrewersNone
CardinalsJune 10, 1962
CubsSeptember 27, 1964
DiamondbacksNone
DodgersSeptember 6, 1952
ExposNone
MarlinsNone
MetsJuly 13, 1979
PadresJune 24, 1975
PhilliesJune 18, 1968
PiratesJuly 13, 1984
RedsApril 28, 1984
RockiesNone
AngelsNone
AthleticsNone
MarinersNone
RangersNone

Giants League Leaders and Notable Performances

Batting Champions

1915	Larry Doyle320
1930	Bill Terry401
1954	Willie Mays345

Home Run Champions

1909	Red Murray	7*
1916	Dave Robertson	12**
1917	Dave Robertson	12**
1921	George Kelly	23*
1932	Mel Ott	38**
1934	Mel Ott	35**
1936	Mel Ott	33*
1937	Mel Ott	31**
1938	Mel Ott	36*
1942	Mel Ott	30*
1947	Johnny Mize	51*
1948	Johnny Mize	40*
1955	Willie Mays	51*
1961	Orlando Cepeda	46*
1962	Willie Mays	49*
1963	Willie McCovey	44*
1964	Willie Mays	47*
1965	Willie Mays	52*
1968	Willie McCovey	36*
1969	Willie McCovey	45*
1989	Kevin Mitchell	47*
1993	Barry Bonds	46*
1994	Matt Williams	43*
2001	Barry Bonds	73*

RBI Champions

1903	Sam Mertes	104*
1904	Bill Dahlen	80*
1917	Heinie Zimmerman	102*
1920	George Kelly	94**
1923	"Irish" Meusel	125*
1924	George Kelly	136*
1934	Mel Ott	135*
1942	Johnny Mize	110*
1947	Johnny Mize	138*
1951	Monte Irvin	121*
1961	Orlando Cepeda	142*
1968	Willie McCovey	105*
1969	Willie McCovey	126*
1988	Will Clark	109*
1989	Kevin Mitchell	125*
1990	Matt Williams	122*
1993	Barry Bonds	123*

Strikeout Leaders

1903	Christy Mathewson	267
1904	Christy Mathewson	212
1905	Christy Mathewson	206
1907	Christy Mathewson	178
1908	Christy Mathewson	259
1911	Rube Marquard	237
1937	Carl Hubbell	159
1944	Bill Voiselle	161

ERA Leaders

1912	Jeff Tesreau	1.96
1913	Christy Mathewson	2.06
1922	Rosy Ryan	3.00
1929	Bill Walker	3.08
1931	Bill Walker	3.26
1933	Carl Hubbell	1.66
1934	Carl Hubbell	2.30
1936	Carl Hubbell	2.31
1949	Dave Koslo	2.50
1950	Jim Hearn	2.49
1952	Hoyt Wilhelm	2.43
1954	Johnny Antonelli	2.29
1958	Stu Miller	2.47
1959	Sam Jones	2.82
1960	Mike McCormick	2.70
1969	Juan Marichal	2.10
1983	Atlee Hammaker	2.25
1989	Scott Garrelts	2.28
1992	Bill Swift	2.08

20-Game Winners

1901	Christy Mathewson	20-17*
1903	Joe McGinnity	31-20*
	Christy Mathewson	30-13*
1904	Joe McGinnity	35-8*
	Christy Mathewson	33-12*
	Luther Taylor	21-15*
1905	Christy Mathewson	31-9*
	Leon Ames	22-8*
	Joe McGinnity	21-15*
1906	Joe McGinnity	27-12*
	Christy Mathewson	22-12*
1907	Christy Mathewson	24-12*
1908	Christy Mathewson	37-11*
	George Wiltse	23-14*
1909	Christy Mathewson	25-6*
	George Wiltse	20-11*
1910	Christy Mathewson	27-9*
1911	Christy Mathewson	26-13*
	Rube Marquard	24-7*
1912	Rube Marquard	26-11**
	Christy Mathewson	23-12*
1913	Christy Mathewson	25-11*
	Rube Marquard	23-10*
	Jeff Tesreau	22-13*
1914	Jeff Tesreau	26-10*
	Christy Mathewson	24-13*
1917	Ferdie Schupp	21-7*
1919	Jess Barnes	25-9*
1920	Fred Toney	21-11*
	Art Nehf	21-12*
	Jess Barnes	20-15*
1921	Art Nehf	20-10*
1928	Larry Benton	25-9**
	Fred Fitzsimmons	20-9*
1933	Carl Hubbell	23-12*
1934	Hal Schumacher	23-10*
	Carl Hubbell	21-12*
1935	Carl Hubbell	23-12*
1936	Carl Hubbell	26-6*
1937	Carl Hubbell	22-8*
	Cliff Melton	20-9*
1944	Bill Voiselle	21-16*

W-L

1947	Larry Jansen	21-5*
1951	Sal Maglie	23-6**
	Larry Jansen	23-11**
1954	Johnny Antonelli	21-7*
1956	Johnny Antonelli	20-13*
1959	Sam Jones	21-15**
1962	Jack Sanford	24-7*
1963	Juan Marichal	25-8**
1964	Juan Marichal	21-8**
1965	Juan Marichal	22-13**
1966	Juan Marichal	25-6*
	Gaylord Perry	21-8*
1967	Mike McCormick	22-10*
1968	Juan Marichal	26-9*
1969	Juan Marichal	21-11*
1970	Gaylord Perry	23-13**
1973	Ron Bryant	24-12*
1986	Mike Krukow	20-9*
1993	John Burkett	22-7**
	Bill Swift	21-8*

*led league **tied for league lead

Cy Young Award

1967	Mike McCormick
------	-------	----------------

Most Valuable Player

1912	Larry Doyle
1930	Bill Terry
1933	Carl Hubbell
1936	Carl Hubbell
1954	Willie Mays
1965	Willie Mays
1969	Willie McCovey
1989	Kevin Mitchell
1993	Barry Bonds
2000	Jeff Kent
2001	Barry Bonds

"Willie Mac" Award

1980	Jack Clark
1981	Larry Herndon
1982	Joe Morgan
1983	Darrell Evans
1984	Bob Brenly
1985	Mike Krukow
1986	Mike Krukow
1987	Chris Speier
1988	Jose Uribe
1989	Dave Dravecky
1990	Steve Bedrosian
1991	Robby Thompson
1992	Mike Felder
1993	Kirt Manwaring
1994	None
1995	Mark Leiter, Mark Carreon
1996	Shawon Dunston
1997	J.T. Snow
1998	Jeff Kent
1999	Marvin Benard
2000	Ellis Burks
2001	Mark Gardner, Benito Santiago

Manager Of The Year

1951.....	Leo Durocher.....	<i>The Sporting News</i>
1954.....	Leo Durocher.....	<i>The Sporting News</i>
1971.....	Charlie Fox.....	<i>The Sporting News & UPI</i>
1978.....	Joe Altobelli.....	UPI
1982.....	Frank Robinson.....	UPI
1987.....	Roger Craig.....	AP
1993.....	Dusty Baker.....	AP, BBWAA
1997.....	Dusty Baker.....	<i>The Sporting News, BBWAA</i>
2000.....	Dusty Baker.....	<i>The Sporting News, BBWAA</i>

Rookie Of The Year

1951.....	Willie Mays.....	BBWAA
1958.....	Orlando Cepeda.....	BBWAA & <i>The Sporting News</i>
1959.....	Willie McCovey.....	BBWAA & <i>The Sporting News</i>
1965.....	Frank Linzy.....	<i>The Sporting News</i>
1972.....	Dave Rader.....	<i>The Sporting News</i>
1973.....	Gary Matthews.....	BBWAA & <i>The Sporting News</i>
1974.....	John D'Acquisto.....	<i>The Sporting News</i>
1975.....	John Montefusco.....	BBWAA & <i>The Sporting News</i>
1976.....	Larry Herndon.....	<i>The Sporting News</i>
1986.....	Robby Thompson.....	<i>The Sporting News</i>

Comeback Player Of The Year

1967.....	Mike McCormick.....
1977.....	Willie McCovey.....
1982.....	Joe Morgan.....

Major League

Executive Of The Year (The Sporting News)

1954.....	Horace Stoneham.....
1978.....	H. B. "Spec" Richardson.....
1987.....	Al Rosen.....

A San Francisco Giant Last Achieved

A NO-HITTER: Sept. 29, 1976; John Montefusco at Atlanta; 9-0.

A NO-HITTER AT HOME: Aug. 24, 1975; Ed Halicki vs. New York; 6-0.

A ONE-HITTER: July 29, 1990; Scott Garrelts vs. Cincinnati; 4-0.

A TWO-HITTER: Aug. 17, 2001; Livan Hernandez vs. Atlanta, 1-2.

10 OR MORE STRIKEOUTS IN A GAME: July 8, 2001; Livan Hernandez (11) vs. Milwaukee.

AN INSIDE-THE-PARK HOME RUN: Sept. 21, 1997; Barry Bonds at San Diego.

TWO HOME RUNS IN A GAME: Oct. 5, 2001; Barry Bonds vs. Los Angeles

THREE HOME RUNS IN A GAME: Sept. 9, 2001; Barry Bonds at Colorado.

FOUR HOME RUNS IN A GAME: April 30, 1960; Willie Mays at Milwaukee.

A GRAND SLAM: Aug. 14, 2001; Barry Bonds vs. Florida (off Ricky Bones).

A HOME RUN BY A PITCHER: Aug. 30, 2001; Jason Schmidt at Arizona (off Miguel Batista).

TWO HOME RUNS IN A GAME BY A PITCHER: May 12, 1985; Jim Gott vs. St. Louis (Bob Forsch).

BACK-TO-BACK HOME RUNS: Sept. 28, 2001; Rich Aurilia and Barry Bonds vs. San Diego.

THREE CONSECUTIVE HOME RUNS: July 22, 2001; Jeff Kent, Eric Davis and Benito Santiago vs. Arizona.

FIVE HITS IN A GAME: July 28, 2001; Marvin Benard (5) at Arizona.

FIVE OR MORE RBI IN A GAME: May 1, 2001; Jeff Kent (7) at Pittsburgh.

A STEAL OF HOME: Sept. 28, 1991; Darren Lewis at Los Angeles.

THREE OR MORE STEALS IN A GAME: Aug. 1, 1997; Stan Javier (3) at Cincinnati.

BATTING FOR THE CYCLE: May 3, 1999; Jeff Kent at Pittsburgh.

TURN A TRIPLE PLAY: June 14, 1999; Bill Mueller to Jeff Kent to J.T. Snow at Colorado (Edgard Clemente).

HIT INTO A TRIPLE PLAY: Aug. 5, 1998; J.T. Snow at New York (John Olerud to Rey Ordenez to Olerud to Todd Pratt).

Giants In The Hall of Fame

The Giants franchise has had a long and proud tradition that has featured some of the best players in baseball history. In fact, the Giants have more players enshrined in the Baseball Hall of Fame than any other franchise. Here's a look at the 49 Hall of Fame members who have worn Giants uniforms.

Players (17)	Year Inducted	Pos.	Avg.	Years With Giants
Roger Bresnahan	1945	C	.280	1902-08
Orlando Cepeda	1999	1B	.297	1958-66
Roger Connor	1976	1B	.318	1883-94
William "Buck" Ewing	1939	C	.303	1883-92
Frankie Frisch	1947	2B	.316	1919-26
Monte Irvin	1973	OF	.293	1949-55
Travis Jackson	1982	SS	.291	1922-36
George Kelly	1973	1B	.297	1915-17, 1919-26
Fred Lindstrom	1976	3B	.311	1924-32
Willie Mays	1979	OF	.302	1951-72
Willie McCovey	1986	1B	.270	1959-73, 1977-80
Johnny Mize	1981	1B	.312	1942-49
James O'Rourke	1945	OF	.310	1885-92, 1904
Mel Ott	1951	OF	.304	1926-47
Bill Terry	1954	1B	.341	1923-36
Monte Ward	1964	SS	.278	1883-89, 1893-94
Ross Youngs	1972	OF	.322	1917-26

Pitchers (10)	Year Inducted	Wins	ERA	Years With Giants
Carl Hubbell	1947	253	2.97	1928-43
Tim Lincecum	1964	344	2.62	1885-91
Juan Marichal	1983	243	2.89	1960-73
Rube Marquard	1971	201	3.08	1908-15
Christy Mathewson	1936	373	2.13	1900-16
Joe McGinnity	1946	247	2.64	1902-08
Amos Rusie	1977	243	3.07	1890-98
Mickey Welch	1973	311	2.71	1883-92
Hoyt Wilhelm	1985	143	2.52	1952-56
Gaylord Perry	1991	314	3.10	1962-71

Managers (1)	Year Inducted	Wins	Years With Giants
John McGraw	1937	2840	1902-32

Others Who Spent Part of Their Career With The Giants (21)

Dave Bancroft (1920-23, 1930); Jake Beckley (1896-97); Dan Brouthers (1904); Jesse Burkett (1890); Steve Carlton (1986); Burleigh Grimes (1927); Charles "Gabby" Hartnett (1941); Rogers Hornsby (1927); Waite Hoyt (1918, 1932); Willie Keeler (1892-93, 1910); Mike "King" Kelly (1893); Ernie Lombardi (1943-47); Bill McKechnie (1916); Joseph "Ducky" Medwick (1943-45); Joe Morgan (1981-82); Edd Roush (1916, 1927-29); Ray Schalk (1929); Duke Snider (1964); Warren Spahn (1965); Casey Stengel (1921-23) and Hack Wilson (1923-25).

Retired Uniform Numbers

In the storied 119-year history of Giants baseball, nine former players or managers have enjoyed careers worthy of their jersey numbers being retired by the club. Only the New York Yankees (14) and the Los Angeles Dodgers (10) have retired more numbers. The nine Giant greats are honored at Pacific Bell Park with their names and retired uniform numbers displayed atop the Giants dugout and along the left field suite level facade.

Christy Mathewson and John McGraw, who both predated the use of numbers on jerseys, are recognized along with fellow New York Giants Bill Terry (#3), Mel Ott (#4) and Carl Hubbell (#11). Willie Mays (#24), who played for the club on both coasts, joins former San Francisco stars Juan Marichal (#27), Orlando Cepeda (#30) and Willie McCovey (#44) in this select group.

The Giants also honor Jackie Robinson, whose uniform number (42) was retired throughout Major League Baseball in 1997 to commemorate the 50th anniversary of his arrival in the big leagues.

Christy Mathewson

PITCHER (RH)



Born: August 12, 1880 **Died:** October 7, 1925
Birthplace: Factoryville, Pennsylvania
Batted: Right **Threw:** Right **Height:** 6-2 **Weight:** 195
Years with Giants: 1900-1916 **HOF Induction:** 1936

Dominant right-hander played 17 seasons for New York Giants (1900-1916)...is franchise's all-time leader in wins (373), complete games (433), shutouts (79), innings (4,771) and strikeouts (2,499)...won 20 or more games 13 times, including 4 seasons with 30-plus wins...was 1 of 5 members of initial induction class into Hall of Fame, along with Ty Cobb, Walter Johnson, Babe Ruth and Honus Wagner...named to Major League Baseball's All-Century Team...

John McGraw

INFIELDER/MANAGER



Born: April 7, 1873 **Died:** February 25, 1934
Birthplace: Truxton, New York
Batted: Left **Threw:** Right **Height:** 5-7 **Weight:** 155
Years with Giants: 1902-1932 **HOF Induction:** 1937

Ranks as franchise's all-time winningest manager with 2,604-1,801 record...in 29 full seasons as manager of Giants, finished 1st or 2nd 21 times, won 10 NL pennants and 3 World Series...was player/manager with Giants from 1902-1906...lifetime .334 hitter in 16-year playing career...

Bill Terry

3

INFIELDER/MANAGER



Born: October 30, 1898 **Died:** January 9, 1989
Birthplace: Atlanta, Georgia
Batted: Left **Threw:** Left **Height:** 6-1 **Weight:** 200
Years with Giants: 1923-1941 **HOF Induction:** 1954

Hit .341 during 14-year playing career with Giants...his .401 batting average in 1930 is highest in franchise history and marks last time NL player hit over .400...set Giants single-season records for hits (254) and runs scored (139) in 1930...became player/manager in '32 and posted 823-661 mark in 10 years as skipper...guided club to 3 pennants and 1 World Series...

INFIELDER/MANAGER



Born: March 2, 1909	Died: November 21, 1958		
Birthplace: Gretna, Louisiana			
Batted: Left	Threw: Right	Height: 5-9	Weight: 170
Years with Giants: 1926-1948		HOF Induction: 1951	

Played 22 years for Giants, including 7 as player/manager...11-time All-Star is franchise's all-time leader with 1,860 RBI...ranks behind only Willie Mays in games (2,730), at-bats (9,456), runs (1,859), hits (2,876), doubles (488), home runs (511), total bases (5,041) and extra base hits (1,071)...led team in homers every year from 1928-45...was 1st NL player to reach 500 HR...

Carl Hubbell

11

PITCHER (LH)



Born: June 22, 1903	Died: November 21, 1988		
Birthplace: Carthage, Missouri			
Batted: Right	Threw: Left	Height: 6-0	Weight: 170
Years with Giants: 1928-1943		HOF Induction: 1947	

9-time All-Star posted 253-154 record in 16 seasons with Giants...his 1.66 ERA in 1933 is best in franchise history...posted franchise-record 46,1-consecutive scoreless innings in 1933...was NL MVP in 1933 and '36...won 24 straight decisions spanning 1936-37...struck out 6 batters in 1934 All-Star game at Polo Grounds, including Babe Ruth, Lou Gehrig and Jimmy Foxx...

Willie Mays

24

OUTFIELDER



Born: May 6, 1931			
Birthplace: Westfield, Alabama			
Batted: Right	Threw: Right	Height: 5-11	Weight: 180
Years with Giants: 1951-1972		HOF Induction: 1979	

Lifetime .302 hitter with 660 career homers, 3rd most in Major League history behind Hank Aaron and Babe Ruth...12-time Gold Glove winner appeared in 24 All-Star Games...was named NL MVP in 1954 and '65 and NL Rookie of Year in '51...is Giants all-time leader in games (2,857), at-bats (10,477), runs (2,011), hits (3,187), doubles (504), home runs (646), total bases (5,907) and extra-base hits (1,289)...named starting outfielder on MLB's All-Century Team...

Juan Marichal

27

PITCHER (RH)



Born: October 20, 1937			
Birthplace: Laguna Verde, Dominican Republic			
Batted: Right	Threw: Right	Height: 6-0	Weight: 185
Years with Giants: 1960-73		HOF Induction: 1983	

9-time All-Star won 238 games in San Francisco, most by any pitcher since franchise moved west in 1958...won 20 or more games 6 times in 14 years with Giants...is SF leader in complete games (244), shutouts (52), innings (3,443) and strikeouts (2,281)...was named right-hander on Giants 60's and 70's All-Decade Teams and San Francisco's All-Time Team...

Orlando Cepeda

30

INFILDER/OUTFIELDER



Born: September 17, 1937

Birthplace: Ponce, Puerto Rico

Batted: Right **Threw:** Right **Height:** 6-2 **Weight:** 210

Years with Giants: 1958-66 **HOF Induction:** 1999

Was 6-time All-Star during 8-plus years with Giants...earned NL Rookie of Year honors in 1958...holds SF season mark with 142 RBI in 1961...ranks among SF leaders in homers (5th - 226), RBI (3rd - 767), games (7th - 1,114), at-bats (6th - 4,178), runs (7th - 652), hits (3rd - 1,286) and doubles (5th - 226)...named to SF's All-Time team and Giants 1960's All-Decade Team...

Willie McCovey

44

INFILDER



Born: January 10, 1938

Birthplace: Mobile, Alabama

Batted: Left **Threw:** Left **Height:** 6-4 **Weight:** 210

Years with Giants: 1959-73, 77-80 **HOF Induction:** 1986

6-time All-Star earned NL Rookie of Year honors in 1959 and MVP in 1969...leads all San Francisco players in games (2,256), home runs (469) and RBI (469)...trails only Mays in at-bats (7,214), runs (1,113), hits (1,974), doubles (308) and triples (45)...holds NL record with 18 career grand slams...hit 231 career homers at Candlestick Park, more than any other player...

Special Recognition

Jackie Robinson

42

INFILDER



Born: January 31, 1919

Died: October 24, 1972

Birthplace: Gretna, Louisiana

Batted: Right **Threw:** Right **Height:** 5-11 **Weight:** 204

HOF Induction: 1962

Courageously broke Major League Baseball's color barrier with Brooklyn in 1947...5-time All-Star was named NL Rookie of Year in 1947 and MVP in '49...to commemorate 50th anniversary of his arrival in big leagues, number 42 was retired by every Major League team in 1997...was named to MLB's All-Century Team...

All-Time Giants Playing Roster

1883-2001 (1,478 total players)

A (133)

Abernathy, Virgil, P, 1946-47
 Adams, Ace, P, 1941-46
 Adams, Glenn, OF, 1975-76
 Adams, Rick, IF, 1985
 Ainsmith, Eddie, C, 1924
Ainsworth, Kurt, P, 2001-
 Aldrete, Mike, IF, 1986-88
 Aldridge, Vic, P, 1928
 Alexander, Doyle, P, 1981
 Alexander, Gary, C, 1975-77
 Allanson, Andy, C, 1993
 Allen, Ethan, OF, 1930-32
 Allen, Johnny, P, 1943-44
 Allen, Myron, P, 1883
 Alou, Felipe, OF, 1958-63
 Alou, Jesus, OF, 1963-68
 Alvarez, Wilson, P, 1997
 Alou, Matty, OF, 1960-65
 Amalfitano, Joey, IF, 1954-55, 1960-61
 Ames, Leon, P, 1903-13
 Anderson, Dave, IF, 1990-91
 Anderson, Fred, P, 1916-18
 Andrews, Hub, P, 1947-48
 Andrews, Nate, P, 1956
 Andrews, Rob, IF, 1977-79
 Antonelli, Johnny, P, 1954-60
 Aquino, Luis, P, 1995
 Aragon, Jack, (NA), 1941
 Arnold, Chris, IF, 1971-76
 Arnovich, Morris, OF, 1941
 Arocha, Rene, P, 1997
Aurilia, Rich, IF, 1995-
 Ayers, Bill, P, 1947

B (155)

Babb, Charley, IF, 1903
 Babington, Charlie, OF, 1915
 Bader, Lore, P, 1912
 Bailey, Cory, P, 1997-98
 Bailey, Ed, C, 1961-63, 1965
 Bailey, Mark, C, 1990, 1992
 Bain, Loren, P, 1945
 Baird, Al, IF, 1917
 Baird, Doug, IF, 1920
 Baker, Dusty, OF, 1984
 Baker, Howard, IF, 1915
 Baker, Tom, P, 1937-38
 Baldwin, Harry, P, 1924-25
 Baldwin, Mark, P, 1893
 Bail, Jeff, IF, 1998
 Bamberger, George, P, 1951-52
 Bamberger, Hal, OF, 1948
 Bancroft, Dave, IF, 1920-23, 1930
 Bannon, Tom, OF, 1895-96
 Barber, Steve, P, 1974
 Barclay, Curt, P, 1957-59
 Barna, Herbert, OF, 1941-43
 Barnes, Jesse, P, 1918-23
 Barnes, Virgil, P, 1919-28
 Barr, Bob, P, 1891
 Barr, Jim, P, 1971-78, 1982-83
 Barrios, Jose, OF, 1992
 Barry, Shad, OF, 1908
 Bartell, Dick, IF, 1935-46
 Barthelson, Bob, P, 1944
 Bartley, Bill, P, 1903

Barton, Bob, C, 1965-69
 Barton, Shawn, P, 1995-96
 Bass, Kevin, OF, 1990-92
 Bassett, Charley, IF, 1890-1902
 Bathe, Bill, C, 1989-90
 Batiste, Kim, IF, 1996
 Battam, Larry, IF, 1895
 Bautista, Jose, P, 1995-96
 Bean, Joe, IF, 1902
 Beatty, Des, IF, 1914
 Becannon, James, P, 1887
 Beck, Rod, P, 1991-97
 Becker, Beals, F, 1910-12
 Becker, Marty, OF, 1915
 Beckley, Jake, IF, 1896-97
 Bedrosian, Steve, P, 1989-90
 Beecher, LeRoy, P, 1907-08
 Beggs, Joe, P, 1947-48
 Begley, Ed, P, 1884
 Begley, Gene, C, 1886
 Behrman, Hank, P, 1949
 Bell, Herman, P, 1932-34
Benard, Marvin, OF, 1995-
 Benjamin, Mike, IF, 1989-95
 Bentley, Jack, P, 1923-27
 Benton, Larry, P, 1927-30
 Benton, Rube, P, 1915-21
 Benzinger, Todd, 1B, 1993-95
 Berenguer, Juan, P, 1986
 Berger, Wally, OF, 1937-38
 Bergman, Dave, IF, 1981-83
 Berly, Jack, P, 1931
 Bernard, Curt, OF, 1900-01
 Berres, Ray, C, 1942-45
 Berry, Joe, IF, 1921-22
 Berryhill, Damon, C, 1997
 Bertell, Dick, C, 1965
 Bescher, Bob, OF, 1914
 Black, Buddy, P, 1991-94
 Blaemire, Rae, C, 1941
 Blanco, Damaso, IF, 1972-74
 Blasingame, Don, IF, 1960-61
 Blattner, Buddy, IF, 1946-48
 Blaylock, Marv, IF, 1950
 Blewitt, Bob, P, 1902
 Blue, Vida, P, 1978-81, 1985-86
 Blume, Clint, P, 1922-23
 Boccabella, John, C, 1974
 Bockus, Randy, P, 1986-88
 Boehringer, Brian, P, 2001
 Boles, Carl, OF, 1962
 Bolin, Bobby, P, 1961-69
Bonds, Barry, OF, 1993-
 Bonds, Bob, OF, 1968-74
 Bonura, Zeke, IF, 1939
 Boney, Hank, P, 1927
 Booker, Greg, P, 1990
 Boone, Ike, OF, 1922
 Borbon, Pedro, P, 1979
 Bordley, Bill, P, 1980
 Boswell, Andy, P, 1895
 Bottenfield, Kent, 1994
 Bourgeois, Steven, P, 1996
 Bourjos, Chris, OF, 1980
 Bowen, Chick, OF, 1919
 Bowen, Sutherland, P, 1896
 Bowerman, Frank, C, 1900-07
 Bowman, Bob, P, 1941
 Bowman, Ernie, IF, 1961-63

Bowman, Joe, P, 1934
 Bowman, Roger, P, 1949-52
 Boyle, Jack, C, 1892
 Boyle, Jim, C, 1926
 Bradford, Vic, OF, 1943
 Bradley, Tom, P, 1973-75
 Brain, Dave, IF, 1908
 Brainard, Fred, IF, 1914-16
 Brandt, Jackie, OF, 1956, 1958-59
 Brantley, Jeff, P, 1988-1993
 Breining, Fred, P, 1980-83
 Brenly, Bob, C, 1981-1988, 1989
 Brennan, Don, P, 1937
 Bresnahan, Roger, C, 1902-08
 Bressoud, Ed, IF, 1956-61
 Brewer, Jack, P, 1944-46
 Brewington, Jamie, P, 1995
 Bridwell, Al, IF, 1908-11
 Brink, Brad, 1994
 Brock, Chris, 1998-99
 Brodie, Steve, OF, 1902
 Brondell, Ken, P, 1944
 Bross, Terry, P, 1993
 Brouthers, Dan, IF, 1904
 Brown, Chris, IF, 1984-87
 Brown, Eddie, IF, 1920-21
 Brown, Jake, OF, 1975
 Brown, Jim, P, 1884
 Brown, Jumbo, P, 1937-42
 Brown, Ollie, OF, 1965-68
 Brown, Willard, C, 1887-89
 Browne, George, OF, 1902-07
 Brummett, Greg, P, 1993
 Bryant, Ron, P, 1967, 1969-74
 Buckeye, Garland, P, 1928
 Buckley, Dick, C, 1890-91
 Budnick, Mike, P, 1946-47
 Buelow, Charlie, IF, 1901
 Burba, Dave, P, 1992-95
 Burda, Bob, IF, 1965-66, 1969-70
 Burgos, Enrique, P, 1995
 Burke, Eddie, OF, 1892-95
 Burke, Frank, OF, 1906
 Burke, John, OF, 1902
 Burkett, Jesse, OF, 1890
 Burkett, John, P, 1987, 1990-94
 Burks, Ellis, OF, 1998-2000
 Burns, George, OF, 1911-21
 Burns, Thomas, OF, 1895
 Burnside, Pete, P, 1955, 1957-58
 Burrell, Frank, C, 1891
 Bush, Joe, P, 1927
 Butler, Brett, OF, 1988-90
 Butler, Frank, OF, 1895
 Byerly, Bud, P, 1959-60

C (110)

Cabell, Enos, IF, 1981
 Cadore, Leon, P, 1924
 Calderone, Sam, C, 1950, 1953
 Caldwell, Mike, P, 1974-76
 Callahan, Jim, OF, 1902
 Calvert, Mark, P, 1983-84
 Camacho, Ernie, P, 1989-90
 Campfield, Sal, P, 1896
 Canizaro, Jay, IF, 1996, 99
 Cantwell, Ben, P, 1927-28, 1937
 Carden, John, P, 1946
 Cardenal, Jose, OF, 1963-64

Carey, Roger, IF, 1887
 Carlson, Dan, P, 1996-97
 Carlton, Steve, P, 1986
 Carpenter, Bob, P, 1940-42, 1946-47
 Carreon, Mark, OF, 1993-96
 Carrick, Bill, P, 1898-1900
 Carrithers, Don, P, 1970-73
 Carsey, Wilfred, P, 1899
 Carter, Blackie, OF, 1925-26
 Carter, Gary, C, 1990
 Carter, Joe, OF, 1998
 Carter, Larry, P, 1992-93
 Caskin, Ed, IF, 1883-84, 1886
 Castleman, Clydell, P, 1934-39
 Castleman, Foster, IF, 1954-57
 Causey, Cecil, P, 1918-22
 Cepeda, Orlando, IF, 1958-66
 Chagnon, Leon, P, 1935
 Chaplin, James, P, 1928-31
 Chase, Hal, IF, 1919
 Chase, Ken, P, 1943
 Chavez, Nestor, P, 1967
 Cheeves, Virgil, P, 1927
 Chiozza, Lou, IF, 1937-39
 Choate, Don, P, 1960
 Chris, Mike, P, 1982-83
Christiansen, Jason, P, 2001-
 Cissell, Bill, IF, 1938
 Clapp, John, C, 1883
 Clark, Jack, OF, 1975-84
 Clark, Roy, OF, 1902
 Clark, Watty, P, 1933-34
 Clark, Will, IF, 1986-93
 Clark, Willie, IF, 1895-97
 Clarke, Artie, C, 1890-91
 Clarke, William H., P, 1894-97
 Clarke, William J., C, 1905
 Clarkson, Arthur, P, 1891
 Clarkson, Bill, P, 1927-28
 Clayton, Royce, IF, 1991-95
 Cleveland, Elmer, IF, 1888
 Cline, Ty, OF, 1967-68
 Coan, Gil, OF, 1955-56
 Coffman, Dick, P, 1952-53
 Cogan, Dick, P, 1900
 Cohen, Andy, IF, 1926, 1928-29
 Coker, Jim, C, 1963
 Colbert, Craig, C, 1992-93
 Colcolough, Tom, P, 1899
 Coleman, Joe, P, 1979
 Coles, Darnell, OF, 1991
 Compton, Pete, OF, 1918
 Comstock, Keith, P, 1987
 Connaughton, Frank, IF, 1896
 Connell, Joe, OF, 1926
 Connelly, Bill, P, 1952-53
 Connolly, Joe, OF, 1921
 Connor, Roger, IF, 1883-89, 1891-94
 Constable, Jim, P, 1956-58, 1963
 Consuegra, Sandalio, P, 1957
 Conway, Jack, IF, 1948
 Cook, Dennis, P, 1988-89
 Coombs, Bobby, P, 1943
 Cooney, Jimmy, IF, 1919
 Cooper, Claude, OF, 1913
 Cooper, Mort, P, 1947
 Cooper, Walker, C, 1946-49
 Corcoran, Larry, P, 1885-86
 Corcoran, Tommy, IF, 1907
 Cornell, Jeff, P, 1984
 Cornutt, Terry, P, 1977-78
 Corwin, Al, P, 1951-55
 Cote, Pete, OF, 1926

Coughlin, Roscoe, P, 1891
 Cramer, Dick, OF, 1883
 Crandall, Del, C, 1964
 Crandall, Doc, P, 1908-13
 Crane, Ed, P, 1890
 Crane, Sam, IF, 1890
 Crawford, Pat, IF, 1929-30
 Creek, Doug, P, 1996-97
 Cregan, Pete, OF, 1899
 Crespo, Felipe, IF/OF, 2000-01
 Critz, Hughie, IF, 1930-35
 Crone, Ray, P, 1957-58
 Cronin, John, P, 1902-03
 Crump, Arthur, OF, 1924
 Cruz, Hector, OF, 1978-79
 Cruz, Jacob, OF, 1996-98
 Cuccinello, Al, IF, 1935
 Cuccinello, Tony, IF, 1940
 Culler, Dick, IF, 1949
 Cumberland, John, P, 1970-72
 Cummings, Jack, C, 1926-29
 Cunningham, Bill, OF, 1921-23
 Curtis, Harry, C, 1907
 Curtis, John, P, 1977-79
 Cvengros, Mike, P, 1922

D (82)

D'Acquisto, John, P, 1973-76
 Dahlen, Bill, IF, 1904-07
 Daily, Ed, OF, 1890
 Daly, George, P, 1909
 Danning, Harry, C, 1932-42
 Dark, Alvin, IF, 1950-56
 Darwin, Danny, P, 1997-98
 Davenport, Claude, P, 1920
 Davenport, Jim, IF, 1958-70
 Davies, George, P, 1893
 Davies, Lloyd, P, 1925-26
 Davis, Chili, OF, 1981-87
 Davis, Eric, OF, 2001
 Davis, George S., IF, 1893-1901, 1903
 Davis, George W., OF, 1933, 1935-37
 Davis, Harry, IF, 1895-96
 Davis, Ira, IF, 1899
 Davis, Jim, P, 1957

Davis, John, IF, 1941
 Davis, Mark, P, 1983-87
 Davis, Ron, P, 1988
 Davis, Russ, IF, 2000-01
 Davison, Mike, P, 1969-70
 Dean, Paul, P, 1940-41
 Dean, Wayland, P, 1924-25
 Deasley, Thomas, C, 1885-87
 Decker, Steve, C, 1990-92, 1996
 Deegan, John, P, 1901
 Deer, Rob, OF, 1984-85
 DeJesus, Ivan, IF, 1987
 DeKoning, Bill, C, 1945
 Del Toro, Miguel, P, 1999-2000
 Delahanty, Jim, IF, 1902
 Delgado, Wilson, IF, 1996-99
 DeLucia, Rich, P, 1996-97
 Demaree, Al, P, 1912-13, 1917-18
 Demaree, Frank, OF, 1939-41
 Dempsey, Mark, P, 1982
 Denny, Jerry, IF, 1890-91
 Denzer, Roger, P, 1901
 Deshaies, Jim, P, 1993
 Devine, Jim, P, 1886
 Devine, Mickey, C, 1925
 Devlin, Art, IF, 1904-11
 Devlin, Jim, P, 1886
 Devore, Josh, OF, 1908-13
 DeVormer, Al, C, 1927
 Dewey, Mark, P, 1990, 95-96
 Diaz, Alex, OF, 1998
 Dickshot, John, OF, 1939
 Dickson, Walt, P, 1910
 Diering, Charles, OF, 1952
 Dietz, Dick, C, 1966-71
 DiMaggio, Vince, OF, 1946
 Doheny, Ed, P, 1895-1901
 Dolan, Albert, OF, 1922
 Donahue, Francis, P, 1893
 Donlin, Mike, OF, 1904-08, 1911
 Donnelly, Jim, IF, 1897
 Donohue, Pete, P, 1930-31
 Dooin, Charles, C, 1915-16
 Doolan, Mickey, IF, 1916
 Dorgan, Mike, OF, 1883-87

Giants Long Hitting Streaks

Player	Year	Games
George Davis	1893	33
Charles Hickman	1900	27
Jack Clark	1978	26
Mike Donlin	1908	24
Fred Lindstrom	1930	24
Don Mueller	1955	24
Willie McCovey	1963	24
Joe Moore	1934	23
Alvin Dark	1952	22
Willie McCovey	1959	22
Mel Ott	1937	21
Don Mueller	1954	21
Willie Mays	1954	21
Willie Mays	1957	21
Robby Thompson	1993	21
Joe Moore	1932	20
Willie Mays	1960	20
Jack Clark	1978	19
Willie McGee	1991	19

Douglas, Phil, P, 1919-22
Downs, Kelly, P, 1986-92
Doyle, Jack, IF, 1892-95, 1898-1902
Doyle, Larry, IF, 1907-16, 1918-20
Dravecky, Dave, P, 1987-89
Dreiseward, Clem, P, 1948
Dressen, Chuck, IF, 1933
Dressler, Rob, P, 1975-76
Driessen, Dan, IF, 1985-86
Drucke, Louis, P, 1909-12
Dubuc, Jean, P, 1919
Duffalo, Jim, P, 1961-65
Duffy, Frank, IF, 1971
Dunn, Jack, P, 1902-04
Dunning, Andy, P, 1891
Dunston, Shawn, IF/OF, 1996, 1998, 2001-
Durham, Louis, P, 1908-09
Dwyer, Jim, OF, 1978
Dyer, Ben, IF, 1914-15

E (23)

East, Hugh, P, 1941-43
Elliott, Bob, IF, 1952
Elliott, Claude, P, 1904-05
Elliott, Randy, OF, 1977
Embree, Alan, P, 1999-2001
Emmerich, Bill, P, 1945-46
English, Charlie, IF, 1936
English, Gil, IF, 1931-32
Erickson, Eric, P, 1914
Erickson, Paul, P, 1948
Escobar, Angel, IF, 1988
Estalella, Bobby, C, 2000-01
Estelle, Dick, P, 1964-65
Esterbrook, Tom, IF, 1885-86, 1890
Estes, Shawn, P, 1995-2001
Etheridge, Bob, IF, 1967, 1969
Evans, Darrell, IF, 1976-83
Evans, LeRoy, P, 1902
Evans, Steve, OF, 1908
Evers, Joe, (NA), 1913
Evers, Walter, OF, 1954
Ewing, John, P, 1891
Ewing, William, IF, 1883-92

F (52)

Falcone, Pete, P, 1975
Faneyte, Rikkert, OF, 1993-95
Faries, Paul, IF, 1993-94
Farley, Bob, IF, 1961
Farrell, Charles, C, 1894-96
Farrell, Edward, IF, 1925-29
Faul, Bill, P, 1970
Faulkner, Jim, P, 1927-28
Faust, Charlie, P, 1911
Felder, Mike, OF, 1991-92
Feldman, Harry, P, 1941-46
Felix, Harry, P, 1901
Feliz, Pedro, IF, 2000-
Ferguson, George, P, 1906-07
Fernandez, Osvaldo, P, 1996-98
Fields, Jocko, OF, 1892
Filipowicz, Steve, C, 1944-45
Finigan, Jim, IF, 1958
Finley, Bill, OF, 1886
Fischer, Reuben, P, 1941-46
Fishe, Leo, P, 1899
Fisher, Chauncey, P, 1901
Fisher, Don, P, 1945
Fisher, Ed, P, 1959-61
Fisher, Jack, P, 1963
Fitzgerald, John, P, 1958

Fitzgerald, Matty, C, 1906-07
Fitzsimmons, Fred, P, 1925-37
Fleming, Tom, OF, 1899
Fletcher, Art, IF, 1909-20
Florence, Paul, C, 1926
Flynn, Cornelius, P, 1896
Foley, Ray, OF, 1928
Foli, Tim, IF, 1977
Foreman, Frank, P, 1893
Foster, Clarence, OF, 1898-1900
Foster, Elmer, OF, 1888-89
Foster, George, OF, 1963-71
Foster, Oscar, OF, 1896
Foulke, Keith, P, 1997
Fowlkes, Alan, P, 1982
Fox, Charlie, C, 1942
Franks, Herman, C, 1949
Frey, Lonny, IF, 1948
Frey, Steve, 1994-95
Frisbee, Charlie, OF, 1900
Frisch, Frankie, IF, 1919-26
Fromme, Art, P, 1913-15
Fuentes, Tito, IF, 1965-67, 1969-74
Fuller, William, IF, 1892-96
Fullis, Charles, OF, 1928-32
Fultz, Aaron, P, 2000-

G (83)

Gabler, Frank, P, 1935-37
Gabrielson, Len, OF, 1965-66
Galán, Augie, OF, 1949
Galarraga, Andres, IF, 2001
Gale, Rich, P, 1982
Gallagher, Al, IF, 1970-73
Ganzel, John, IF, 1901
Garagiola, Joe, C, 1954
Gardella, Al, IF, 1945
Gardella, Danny, OF, 1944-45
Gardner, Art, OF, 1978
Gardner, Billy, IF, 1954-55
Gardner, Mark, P, 1996-2001
Garibaldi, Bob, P, 1962-63, 1966, 1969
Garner, Phil, IF, 1988
Garoni, Willie, P, 1899
Garrelts, Scott, P, 1982-91
Garrido, Gil, IF, 1964
Gaston, Alex, C, 1920-23
Gearhart, Lloyd, OF, 1947
Gearin, Dinty, P, 1923-24
Gee, Johnny, P, 1944-46
Genewich, Joe, P, 1928-30
Gentry, Harvey, OF, 1954
George, Bill, P, 1887-89
Georgy, Oscar, P, 1938
Gerhardt, Joe, IF, 1885-87
German, Les, P, 1893-96
Gettel, Al, P, 1951
Gettig, Charley, P, 1896-99
Gibbon, Joe, P, 1966-69
Gibson, George, C, 1917-18
Gibson, Russ, C, 1970-72
Gibson, Sam, P, 1932
Giel, Paul, P, 1954-58
Gilbert, Billy, IF, 1903-06
Gilbert, Harold, IF, 1950, 1953
Gilbert, Jack, OF, 1898
Gillespie, Pete, OF, 1883-87
Gladd, Jim, C, 1946
Gladden, Dan, OF, 1983-86
Glasscock, Jack, IF, 1890-91
Gleason, William, IF, 1896-1900
Glenn, Ed, OF, 1898
Glossop, Alban, IF, 1939-40

Gomes, Wayne, P, 2001
Gomez, Pat, 1994-95
Gomez, Randy, C, 1984
Gomez, Ruben, P, 1953-58
Gonzalez, Mike, C, 1919-21
Goodson, Ed, IF, 1970-75
Gordon, Sid, OF, 1941-43, 1946-49
Gore, George, OF, 1887-92
Gorman, Tom, P, 1939
Gossage, Rich, P, 1989
Gott, Jim, P, 1985-87
Goulait, Ted, P, 1912
Gowdy, Hank, C, 1910-11, 1923-25
Grady, Mike, C, 1898-1900
Graham, Archibald, OF, 1905
Graham, Jack, IF, 1946
Grant, Eddie, IF, 1913-15
Grant, Mark, P, 1984, 1986-87
Grantham, George, IF, 1934
Grasso, Mickey, C, 1946
Green, David, IF, 1985
Greenfield, Kent, P, 1924-27
Greer, Kenny, P, 1995
Gregg, Hal, P, 1952
Griffin, Francis, IF, 1920
Griffin, Tobias, OF, 1884
Griffin, Tom, P, 1979-81
Grimes, Burleigh, P, 1927
Grimes, Roy, IF, 1920
Grissom, Marv, P, 1946, 1953-58
Groat, Dick, IF, 1967
Groh, Heinie, IF, 1912-13, 1922-26
Grubbs, Tom, P, 1920
Gulden, Brad, C, 1986
Gumbert, Harry, P, 1935-41
Gunderson, Eric, P, 1990-91
Gutierrez, Cesar, IF, 1967, 1969
Guzman, Edwards, IF/C, 1999-

H (109)

Haas, Bert, IF, 1949
Hadley, Irving, P, 1941
Haffner, Bill, C, 1928
Hafey, Tom, IF, 1939
Hale, Odell, IF, 1941
Hallicki, Ed, P, 1944-80
Hall, Bob, OF, 1905
Hall, Mel, OF, 1996
Haller, Tom, C, 1961-67
Hallett, Jack, P, 1948
Hamby, Sam, C, 1926-27
Hamilton, Darryl, OF, 1997-98
Hamilton, Steve, P, 1971
Hammaker, Atlee, P, 1982-90
Hands, Bill, P, 1965
Hankinson, Frank, IF, 1883-84
Hannifin, Jack, IF, 1906-08
Hansen, Andy, P, 1944-50
Hardesty, Scott, IF, 1899
Hardy, Francis, P, 1951
Hargesheimer, Al, P, 1980-81
Harper, George, OF, 1927-28
Harrell, John, C, 1969
Harrell, Ray, P, 1945
Harris, Gail, IF, 1955-57
Harris, Vic, IF, 1977-78
Harshman, Jack, P, 1952
Hart, Jim Ray, IF, 1963-73
Hartgraves, Dean, P, 1998
Hartley, Grover, C, 1911-13, 1924-26
Hartley, Walter, OF, 1902
Hartman, Fred, IF, 1898-99
Hartnett, Gabby, C, 1941

Hartung, Clint, P, 1947-52
 Haslin, Mickey, IF, 1937-38
 Hatfield, Gil, IF, 1987-89
 Hausmann, George, IF, 1944-45, 1949
 Hawley, Emerson, P, 1900
 Hayes, Charlie, IF, 1988-89, 1998-99
 Hayworth, Ray, C, 1939
 Healy, Fran, C, 1971-72
 Healy, Francis, C, 1930-32
 Hearn, Bunn, P, 1913
 Hearn, Jim, P, 1950-56
 Heaverlo, Dave, P, 1975-77
 Hegan, Jim, C, 1959
 Heine, William, IF, 1921
 Heintzelman, Tom, IF, 1977-78
 Heise, Bob, IF, 1970-71
 Hemingway, Ed, IF, 1917
 Henderson, Dave, OF, 1987
 Henderson, Ken, OF, 1965-72
 Hendley, Bob, P, 1964-65
 Hendricks, Ed, P, 1910
 Hendricks, Jack, OF, 1902
 Henline, Butch, C, 1921
 Henry, Bill, P, 1965-68
 Henry, Doug, P, 1997, 2000
 Henry, Frank, P, 1927-29
 Henry, John, OF, 1890
 Hensley, Chuck, P, 1986
 Herbel, Ron, P, 1963-69
 Herbert, Fred, P, 1915
 Heredia, Gil, P, 1991-92
Hernandez, Livan, P, 1999-
 Hernandez, Roberto, P, 1997
 Herndon, Larry, OF, 1976-81
 Herr, Tom, IF, 1991
 Hershiser, Orel, P, 1998
 Herzog, Charles, IF, 1908-13, 1916-17
 Hesterfer, Larry, P, 1901
 Heving, Joe, P, 1930-31
 Hiatt, Jack, C, 1965-69
 Hickerson, Bryan, P, 1991-94
 Hickman, Charles, IF, 1900-01
 Higbe, Kirby, P, 1949-50
 Higbee, Mahlon, OF, 1922
 Hill, Carmen, P, 1922
 Hill, Glenallen, OF, 1995-97
 Hill, Marc, C, 1975-80
 Hiller, Chuck, IF, 1961-65
 Hiller, Frank, P, 1953
 Hoelt, Bill, P, 1963, 1966
 Hofman, Bobby, IF, 1949, 1952-57
 Hogan, James, C, 1928-32
 Holke, Walter, IF, 1914-18
 Holland, Al, P, 1979-82
 Holland, Howard, P, 1927
 Holmes, James, OF, 1897
 Hook, Chris, P, 1995-96
 Hornsby, Rogers, IF, 1927
 Hornung, Joe, OF, 1890
 Hosey, Steve, OF, 1992
 Howarth, Jim, OF, 1971-74
 Howe, John, IF, 1890
 Howerton, Bill, OF, 1952
 Hoyt, Waite, P, 1918
 Hubbard, Trenidad, OF, 1996
 Hubbell, Bill, P, 1919-20
 Hubbell, Carl, P, 1928-43
 Hudlin, Willis, P, 1940
 Hudson, Johnny, IF, 1945
 Huenke, Al, P, 1914
 Humphries, John, C, 1883-84
 Hundley, Randy, C, 1964-65

Hunnefeld, Bill, IF, 1931
 Hunt, Ron, IF, 1968-70
 Hunter, Herb, IF, 1916
 Huntzinger, Walter, P, 1923-25

I (3)

Iott, Clarence, P, 1947
 Irvin, Monte, OF, 1949-55
 Ivie, Mike, IF, 1978-81

J (51)

Jablonski, Ray, IF, 1957-58
 Jackson, Jim, OF, 1902
 Jackson, Mike, P, 1992-94
 Jackson, Travis, IF, 1922-36
 Jacobson, Merwin, OF, 1915
 Jahn, Art, OF, 1928
 James, Bernie, IF, 1933
 James, Chris, OF, 1992
 James, Skip, IF, 1977-78
 Jansen, Larry, P, 1947-54
 Javier, Stan, OF, 1996-99
 Jeanes, Ernest, OF, 1927
 Jeffcoat, Mike, P, 1985
 Jensen, Marcus, C, 1996-97
Jensen, Ryan, P, 2001-
 Johnson, Art, P, 1927
 Johnson, Brian, C, 1997-98
 Johnson, Don, P, 1958
 Johnson, Elmer, OF, 1914
 Johnson, Erik, IF, 1993-94
 Johnson, Frank, OF, 1966-71
 Johnson, Fred, P, 1922-23
 Johnson, Jerry, P, 1970-72
 Johnson, Jim, P, 1970
 Johnson, Tom, P, 1899
 Johnson, Wallace, IF, 1983
 Johnston, Greg, OF, 1979
 Johnston, Jimmy, IF, 1926
 Johnstone, John, P, 1997-00
 Joiner, Roy, P, 1940
 Jones, Charlie, P, 1893
 Jones, Chris, OF, 1986
 Jones, Chris, OF, 1998
 Jones, Dax, OF, 1996
 Jones, Gordon, P, 1958-59
 Jones, Jim, OF, 1901-02
 Jones, Johnny, P, 1919
 Jones, Sam, P, 1959-61
 Jones, Sheldon, P, 1946-51
 Jones, Sherman, P, 1960
 Jones, Tracy, OF, 1989
 Jonnard, Claude, P, 1921-24
 Jordan, Baxter, IF, 1927
 Jorgensen, John, IF, 1950-51
 Joshua, Von, OF, 1975-76
 Joyce, Bill, IF, 1896-98
 Joyce, Bob, P, 1946
 Judd, Ralph, P, 1929-30
 Juden, Jeff, P, 1996
 Jurak, Ed, IF, 1989
 Jurgas, Bill, IF, 1939-45

K (51)

Kampouris, Alex, IF, 1938-39
 Katt, Ray, C, 1952-57
 Kauff, Benny, OF, 1916-20
 Kaufman, Tony, P, 1929
 Kearney, Bob, C, 1979
 Keefer, Tim, P, 1885-91
 Keeler, Willie, OF, 1892-93, 1910
 Kelleher, Albert, C, 1916
 Kelly, George, IF, 1915-26

Kelly, Mike (King), C/OF, 1893
 Kennedy, Monte, P, 1946-53
 Kennedy, Terry, C, 1989-91
 Kennedy, William, P, 1902
Kent, Jeff, IF, 1997-
 Kerr, Buddy, IF, 1943-49
 Kilduff, Pete, IF, 1917
 Killefer, Red, OF, 1916
 King, Charles, P, 1892-93
 King, Jim, OF, 1958
 King, Lee, OF, 1919-22
 Kingery, Mike, OF, 1990-91
 Kingman, Brian, P, 1983
 Kingman, Dave, IF-OF, 1971-74
 Kinsella, Bob, OF, 1919-20
 Kinsler, (NFI), OF, 1893
 Kirby, LaRue, OF, 1912
 Kirke, Jay, OF, 1918
 Kirkland, Willie, OF, 1958-60
 Klawitter, Al, P, 1909-10
 Kline, Ron, P, 1969
 Klinger, Joe, C, 1927
 Kluttz, Cyde, C, 1945-46
 Knauss, Frank, P, 1895
 Knepper, Bob, P, 1976-80, 1989-90
 Knowles, Jim, IF, 1892
 Koehler, Brad, C, 1915-16
 Koehler, Horace, OF, 1925
 Koenecke, Len, OF, 1932
 Koenig, Mark, IF, 1935-36
 Kominski, Brad, OF, 1990
 Konikowski, Alex, P, 1948-1951
 Kopf, Wally, IF, 1921
 Kosio, Dave, P, 1941-42, 1946-53
 Kramer, Jack, P, 1950-51
 Krauss, John, P, 1946
 Kress, Ralph, IF, 1946
 Krueger, Ernie, C, 1917
 Krukow, Mike, P, 1983-89
 Kuenn, Harvey, OF, 1961-65
 Kuiper, Duane, IF, 1982-85
 Kutcher, Randy, OF, 1986-87

L (71)

Lacey, Bob, P, 1984
 LaCoss, Mike, P, 1986-91
 Lafata, Joe, IF, 1947-49
 Laga, Mike, IF, 1989-90
 Lajeski, Dick, IF, 1946
 Lampkin, Tom, C, 1995-96
 Lancellotti, Rick, IF/OF, 1986
 Landrith, Hobie, C, 1959-61
 Landrum, Don, OF, 1966
 Lanier, Hal, IF, 1964-71
 Lanier, Max, P, 1952-53
 LaPoint, Dave, P, 1985
 Larker, Norm, IF, 1963
 Larkin, Pat, P, 1983
 Larsen, Don, P, 1962-64
 Laskey, Bill, P, 1982-85, 1986
 Latham, Arlie, IF, 1909
 Latimer, Clifford, IF, 1898
 Lauder, Bill, IF, 1902-03
 Lavelle, Gary, P, 1974-84
 Lawing, Garland, OF, 1946
 Layana, Tim, P, 1993
 Layton, Les, OF, 1948
 Lazzeri, Tony, IF, 1939
 Leach, Freddy, OF, 1929-30
 Leach, Jalal, OF, 2001
 Leach, Rick, OF, 1990
 Lear, Fred, IF, 1920
 Lee, Roy, P, 1945

Lee, Thornton, P, 1948
 LeFevre, Al, IF, 1920
 Lefferts, Craig, P, 1987-89
 Leiber, Hank, OF, 1933-38, 1942
 Leiter, Mark, P, 1995-96
 Leitner, George, P, 1901
 LeMaster, Johnnie, IF, 1975-85
 LeMay, Dick, P, 1961-62
 Lennon, Bob, OF, 1954
 Leonard, Jeffrey, OF, 1981-88
 Leonard, Mark, OF, 1990-92, 1994-95
 Lerch, Randy, P, 1983-84
 Leslie, Sam, IF, 1929-33, 1936-38
 Lewis, Darren, OF, 1991-95
 Lewis, Mark, IF, 1997
 Liddle, Don, P, 1954-56
 Lindstrom, Fred, IF, 1924-32
 Linebrink, Scott, P, 2000
 Linzy, Frank, P, 1963, 1965-70
 Littlejohn, Dennis, C, 1978-80
 Littlefield, Dick, P, 1956
 Litton, Greg, IF, 1989-92
 Livingston, Mickey, C, 1947-49
 Livingstone, Jake, P, 1901
 Lobert, Hans, IF, 1915-17
 Lockman, Whitey, IF-OF, 1945, 1947-58
 Loes, Billy, P, 1960-61
 Lohrke, Jack, IF, 1947-51
 Lohrman, Bill, P, 1937-43
 Lombardi, Ernie, C, 1943-47
 Lombardo, Lou, P, 1948
 Long, Dale, IF, 1960
 Loughran, (NFI), C, 1894
 Lowery, Terrell, OF, 2000
 Luby, Hugh, IF, 1944
 Lucas, Charles, P, 1923
 Lucas, Ray, P, 1929-31
 Luque, Dolph, P, 1932-35
 Lynch, Mike, P, 1907
 Lynn, Japhet, P, 1939-40
 Lyons, Dennis, IF, 1892
 Lyons, Harry, OF, 1889, 1892-93

M (165)

MacKenzie, Ken, P, 1964
 MacPhee, Waddy, IF 1922
 Maddox, Garry, OF, 1972-75
 Madjeski, Ed, C, 1937
 Madlock, Bill, IF, 1977-79
 Magee, Bill, P, 1901-02
 Maglie, Sal, P, 1945, 1950-55
 Maguire, Freddy, IF, 1922-23
 Maguire, Jack, OF, 1950-51
 Mahady, Jim, IF, 1921
 Malarkey, Bill, P, 1908
 Malay, Joe, IF, 1933
 Maldonado, Candy, OF, 1986-89
 Mallory, Jim, OF, 1945
 Mancuso, Gus, C, 1933-38, 1942-44
 Mangam, Jim, C, 1956
 Mangum, Leo, P, 1928
 Manlove, Charlie, C, 1884
 Mann, Les, OF, 1927-28
 Manwaring, Kirt, C, 1987-96
 Maranda, Georges, P, 1960
 Marberry, Fred, P, 1936
 Margoneri, Joe, P, 1956-57
 Marichal, Juan, P, 1960-73
 Marquard, Richard, P, 1908-15
 Marshall, Dave, OF, 1967-69
 Marshall, Edward, IF, 1929-32
 Marshall, Jim, IF, 1960-61
 Marshall, Willard, OF, 1942, 1946-49

Marshall, William, C, 1904
 Martin, Frank, IF, 1899
 Martin, Jerry, OF, 1981
 Martin, Joe, IF, 1936
 Martin, Renie, P, 1982-84
 Martinez, Dave, OF, 1993-94
Martinez, Ramon, IF, 1998-
 Mason, Don, IF, 1966-70
 Mason, Roger, P, 1985-87
 Mathewson, Christy, P, 1900-16
 Mathewson, Henry, P, 1906-07
 Matthews, Gary, OF, 1972-76
 Mattimore, Mike, P, 1887
 Maul, Al, P, 1901
 Maun, Ernie, P, 1924
 Maxwell, Bert, P, 1911
 May, Milt, C, 1980-83
 Maynard, Jim, OF, 1940-43, 1946
 Mayne, Brent, C, 1998-99
 Mayo, Eddie, IF, 1936
 Mays, Carl, P, 1929
 Mays, Willie, OF, 1951-52, 1954-72
 McBride, Algie, OF, 1901
 McCall, John, P, 1954-57
 McCament, Randy, P, 1989-90
 McCardell, Roger, C, 1959
 McCarthy, Johnny, IF, 1936-41, 1948
 McCarty, Lew, C, 1916-20
 McCarty, David, IF/OF, 1995-96
 McClellan, Paul, P, 1991
 McCormick, Harry, OF, 1904, 1908-13
 McCormick, Mike F., P, 1956-62, 1967-70
 McCormick, Mike W., OF, 1950
 McCovey, Willie, IF, 1959-73, 1977-80
 McCreery, Tom, OF, 1897-98
 McDaniel, Lindy, P, 1966-68
 McDonald, Jim, OF, 1902
 McDowell, Sam, P, 1972-73
 McGaffigan, Andy, P, 1982-83, 1990
 McGann, Dan, IF, 1902-07
 McGee, Bill, P, 1941-42
 McGee, Willie, OF, 1991-94
 McGinnity, Joe, P, 1902-08
 McGlothen, Lynn, P, 1977-78
 McGowan, Mickey, P, 1948
 McGraw, John, IF, 1902-06
 McKechnie, Bill, IF, 1916
 McKinnon, Alex, IF, 1884
 McLarney, Art, IF, 1932
 McLean, Larry, C, 1913-15
 McMahan, Don, P, 1969-72
 McMahan, John, IF, 1892-93
 McMillan, George, OF, 1890
 McMullen, Hugh, IF, 1925-26
 McNamara, Jim, C, 1992-1993
 McNamara, Tim, P, 1926
 McPartlin, Frank, P, 1899
 McQuillan, Hugh, P, 1922-27
 Mead, Charlie, OF, 1943-45
 Medwick, Joe, OF, 1943-45
 Meekin, Jouett, P, 1894-99
 Melendez, Francisco, IF, 1987-88
 Melo, Juan, IF, 2000
 Melton, Cliff, P, 1937-44
 Melvin, Bob, C, 1986-88
 Menefee, John, P, 1898
 Menendez, Tony, 1994
 Mercedes, Luis, OF, 1993
 Mercer, Win, P, 1900
 Merkle, Fred, IF, 1907-16
 Merritt, Howard, OF, 1913
 Mertes, Sam, OF, 1903-06

Mesa, Jose, P, 1998
 Metzger, Butch, P, 1974
 Metzger, Roger, IF, 1978-80
 Meusel, Emil, OF, 1921-26
 Meyers, John, C, 1909-15
 Middleton, Jim, P, 1917
 Miller, Bruce, IF, 1973-76
 Miller, Jim, IF, 1901
 Miller, Ken, P, 1944
 Miller, Roscoe, P, 1902-03
 Mills, Stu, P, 1957-62
 Milligan, Bill, P, 1904
 Milligan, John, C, 1893
 Mills, Willie, P, 1901
 Milne, Pete, OF, 1948-50
 Milner, Eddie, OF, 1987
Minor, Damon, IF, 2000-
 Minton, Greg, P, 1975-87
 Mintz, Stephen, P, 1995
 Minutelli, Gino, P, 1993
 Mirabelli, Doug, C, 1996-00
 Mitchell, Clarence, P, 1930-32
 Mitchell, Kevin, IF, 1987-91
 Mize, Johnny, IF, 1942, 1946-49
 Moffitt, Randy, P, 1972-81
 Monbouquette, Bill, P, 1968
 Monroe, John, IF, 1921
 Montanez, Willie, IF, 1975-76
 Montefusco, John, P, 1974-80
 Monteleone, Rich, 1994
 Monzant, Ramon, P, 1954-58, 1960
 Mooney, Jim, P, 1931-32
 Moore, Al, OF, 1925-26
 Moore, Eddie, IF, 1932
 Moore, El, P, 1935
 Moore, Joe, OF, 1930-41
 Moore, Robert, P, 1985
 Morgan, Joe, IF, 1981-82
 Morman, Al, P, 1998
 Morrell, Bill, P, 1930-31
 Morris, John, P, 1972-74
 Moss, Howie, OF, 1942
 Mota, Manuel, OF, 1962
 Mueller, Bill, IF, 1996-00
 Mueller, Clarence, OF, 1926-27
 Mueller, Don, OF, 1948-57
 Mueller, Ray, C, 1949-50
 Muffett, Billy, P, 1959
 Mulholland, Terry, P, 1986, 1988-89, 1995, 1997
 Mullins, Fran, IF, 1984
 Mungo, Van, P, 1942-43, 1945
 Murakami, Masanori, P, 1964-65
 Murcer, Bobby, OF, 1975-76
 Murphy, Bob, P, 1890
 Murphy, Danny F., IF, 1900-01
 Murphy, Danny J., C, 1892
 Murphy, Frank, OF, 1901
 Murphy, Pat, C, 1887-90
 Murphy, Yale, IF, 1894-97
Murray, Calvin, OF, 1999-
 Murray, Red, OF, 1909-17
 Murray, Rich, IF, 1980, 1983
 Myatt, George, IF, 1938-39
 Myatt, Glenn, C, 1935

N (20)

Nastu, Phil, P, 1978-80
Nathan, Joe, P, 1999-00
 Neal, Theophilus, IF, 1905
 Needham, Tom, C, 1908
 Nehf, Art, P, 1919-26
 Nelson, Jack, IF, 1887

Nelson, Ray, IF, 1901
Nen, Robb, P, 1998-
 Newman, Charlie, OF, 1892
 Newson, Louis, P, 1948
 Nichols, Chet, P, 1928
 Nichols, Roy, IF, 1944
 Nicosia, Steve, C, 1983-84
 Niehoff, Bert, IF, 1918
 Nieman, Bob, OF, 1962
 Nixon, Donell, OF, 1988-89
 Noble, Ray, C, 1951-53
 Nokes, Matt, C, 1985
 North, Bill, OF, 1979-81
 Novoa, Rafael, P, 1990

O (34)

Oberkfell, Ken, IF, 1989
 O'Brien, Tom, OF, 1899
 Ockey, Walter, P, 1944
 O'Connell, Danny, IF, 1957-59
 O'Connell, Jimmy, OF, 1923-34
 O'Day, Hank, P, 1889
 O'Dea, Ken, C, 1939-41
 O'Dell, Billy, P, 1960-64
 O'Doul, Francis, OF, 1928, 1933-34
 Oeschger, Joe, P, 1919
 O'Farrell, Bob, C, 1928-32
 Ogden, Jack, P, 1918
 O'Hagen, Hal, IF, 1902
 O'Hara, Bill, OF, 1909
 Oliver, Al, IF, 1984
 Oliver, Nate, IF, 1968
 Oliveras, Francisco, P, 1990-92
 O'Malley, Tom, IF, 1982-84
 O'Neal, Randy, P, 1990
 O'Neil, Mickey, C, 1927
 O'Neill, James, OF, 1983
 O'Neill, John, C, 1899
 Onslow, Jack, C, 1917
 Ontiveros, Steve, IF, 1973-76
 Orango, Joe, IF, 1941
 Orsino, John, C, 1961-62
Ortiz, Russ, P, 1998-
 O'Rourke, Jim, OF, 1885-1904
 O'Rourke, Tom, C, 1890
 Orr, Dave, IF, 1883
 O'Toole, Marty, P, 1914
 Ott, Mel, OF, 1926-47
 Quелlette, Phil, C, 1986
 Oxley, Henry, C, 1884

P (56)

Pagan, Jose, IF, 1959-65
 Palmero, Emilio, P, 1915-16
 Parker, Rick, OF, 1990-91
 Parmelee, LeRoy, P, 1929-35
 Patrick, Bronswell, P, 1999
 Patterson, John, IF, 1992-95
 Patterson, William, IF, 1921
 Paulette, Gene, IF, 1911
 Pearce, Grayson, IF, 1883
 Peel, Homer, OF, 1933-34
 Peltier, Dan, IF, 1996
 Pena, Jim, P, 1992
 Perez, Marty, IF, 1976
 Perezchica, Tony, IF, 1988, 1990-91
 Perlman, Jon, P, 1987
 Perritt, Pol, P, 1915-21
 Perry, Gaylord, P, 1962-71
 Peterson, Cap, OF, 1962-66
 Pettini, Joe, IF, 1980-83
 Petty, Charlie, P, 1893
 Pfeffer, Fred, IF, 1896

Pfyl, Monte, IF, 1907
 Philley, Dave, OF, 1960
 Phillips, Dick, IF, 1962
 Phillips, John, P, 1945
 Phillips, J.R., IF, 1993-96
 Phillips, Mike, IF, 1973-75
 Phyle, Bill, P, 1901
 Picone, Mario, P, 1947, 1952-54
 Pierce, Billy, P, 1962-64
 Piez, Charles, OF, 1914
 Pignatano, Joe, C, 1962
 Pike, Jesse, OF, 1946
 Pitlock, Lee, P, 1970
 Pittman, Joe, IF, 1984
 Planeta, Emil, P, 1931
 Plank, Ed, P, 1978-79
 Plitt, Norman, P, 1927
 Poat, Ray, P, 1947-49
 Poetz, Joe, P, 1926
 Poland, Hugh, C, 1943
 Polli, Lou, P, 1944
 Poole, Jim, P, 1996-98
 Porter, Ned, P, 1926-27
 Portugal, Mark, 1994-95
 Powell, Dante, OF, 1997-98, 2001
 Powers, Les, IF, 1938
 Pregenzer, John, P, 1963-64
 Price, Joe P., OF, 1928
 Price, Joe W., P, 1987-89
 Priddy, Bob, P, 1965-66
 Pruett, Hub, P, 1930
 Pruitt, Ron, C, 1982-83
 Puente, Miguel, P, 1970
 Puhl, John, OF, 1898-99
 Pyle, Ewald, P, 1944-45

Q (2)

Quinones, Luis, IF, 1986
 Quisenberry, Dan, P, 1990

R (80)

Rabb, John, C, 1982-84
 Rader, Dave, C, 1971-76
 Ragan, Pat, P, 1919
 Rainey, John, OF, 1887
 Rajsich, Gary, IF, 1985
Ransom, Cody, IF, 2001-
 Ransom, Jeff, C, 1981-83
 Rapp, Earl, OF, 1951
 Rapp, Joseph, IF, 1921
 Rapp, Pat, P, 1992, 1997
 Rariden, Bill, C, 1916-18
 Rawlings, Johnny, IF, 1921-22
 Raymond, Arthur, P, 1909-11
 Reberger, Frank, P, 1970-72
 Redmon, Glenn, IF, 1974
 Reed, Jeff, C, 1993-95
 Reed, Steve, P, 1992, 1998
 Reese, Andy, OF, 1927-30
 Regan, Joe, OF, 1898
 Reid, Jessie, OF, 1987-88
 Reidy, Bill, P, 1896
 Reitz, Ken, IF, 1976
 Remlinger, Mike, P, 1991
 Renfro, Marshall, P, 1959
 Reuschel, Rick, P, 1987-91
 Reyes, Napoleon, IF, 1943-45, 1950
 Rhawn, Bobby, IF, 1947-48
 Rhodes, Dusty, OF, 1952-59
 Riccelli, Frank, P, 1976
 Richards, Gene, OF, 1984
 Richards, Paul, C, 1933-35
 Richardson, Danny, IF, 1884-91

Richardson, Hardy, OF, 1892
 Ridzik, Steve, P, 1956-57
 Righetti, Dave, P, 1991-93
 Rigney, Bill, IF, 1946-53
 Riles, Ernest, IF, 1988-90
 Riley, George, P, 1984
 Ring, Jimmy, P, 1926
 Rios, Armando, OF, 1998-2001
 Ripley, Allen, P, 1980-81
 Ripple, Jimmy, OF, 1936-39
 Ritter, William, P, 1914-16
 Roa, Joe P, 1997
 Roach, John, P, 1887
 Roberts, Dave, P, 1979
 Robertson, Dave, OF, 1912-19
 Robertson, Rich, P, 1966-71
 Robinson, Craig, IF, 1975-76
 Robinson, Don, P, 1987-91
 Robinson, Jeff, P, 1984-87
 Robinson, John, C, 1902
 Rodgers, Andre, IF, 1958-60
 Rodin, Eric, OF, 1954
Rodriguez, Felix, P, 1999-
 Rodriguez, Jose, IF, 1916-18
 Rodriguez, Rich, P, 1997-99
 Rodriguez, Rick, P, 1990
 Roenicke, Ron, OF, 1985
 Roettger, Wally, OF, 1930
 Rogers, Kevin, P, 1992-95
 Roper, John, P, 1995
 Rosario, Jim, OF, 1971-72
 Rose, Don, P, 1974
 Rosen, Goody, OF, 1946
 Rosenberg, Harry, OF, 1930
 Ross, George, P, 1918
 Rosselli, Joe, P, 1995
 Rosso, Frank, P, 1944
 Roush, Edd, OF, 1916, 1927-29
 Rowland, Mike, P, 1980-81
 Rucker, Johnny, OF, 1940-46
 Rudolph, Dick, P, 1910-11
 Rudolph, Ken, C, 1974, 1977
Rueter, Kirk, P, 1996-
 Rufer, Rudy, IF, 1949-50
 Rusie, Amos, P, 1890-98
 Ryan, Connie, IF, 1942
 Ryan, John, IF, 1933-34, 1937-38
 Ryan, Rosy, P, 1919-24

S (142)

Sadecki, Ray, P, 1966-69
 Sadek, Mike, C, 1973, 1975-81
 Sallee, Harry, P, 1916-21
 Salvason, Jack, P, 1933-34
 Salvo, Manuel, P, 1939
 Samford, Ron, IF, 1954
 Samuels, Roger, P, 1988
 Sanchez, Alex, OF, 1984
 Sanchez, Rey, IF, 1998
 Sanders, Deion, OF, 1995
 Sanderson, Scott, P, 1993
 Sanford, Jack, P, 1959-65
 Santana, Andres, IF, 1990-93
 Santangelo, F.P., IF/OF, 1999
Santiago, Benito, C, 2001-
 Sarni, Bill, C, 1956
 Sasser, Mackey, C, 1987
 Sauer, Hank, OF, 1958-59
 Sayles, Bill, P, 1943
 Scalzi, Frank, IF, 1939
 Scanlon, M.J., IF, 1890
 Scarsons, Steve, IF, 1993-96
 Schalk, Ray, C, 1929

Schang, Bobby, C, 1915
 Schatzeder, Dan, P, 1982
 Schauer, Alexander, P, 1913-16
 Schemer, Mike, IF, 1945-46
 Schenz, Hank, IF, 1951
 Schlei, George, C, 1909-11
 Schmidt, Bob, C, 1958-61
 Schmidt, Frederick, P, 1893
Schmidt, Jason, P, 2001-
 Schoendienst, Red, IF, 1956-57
 Schofield, Dick, IF, 1965-66
 Schreiber, Hank, IF, 1921
 Schriver, William C, 1895
 Schroder, Bob, IF, 1965-68
 Schumacher, Hal, P, 1931-42, 1946
 Schupp, Ferdie, P, 1913-19
 Scott, Jack, P, 1922-26
 Scott, Tim, P, 1996
 Sechrist, Theodore, P, 1899
 Seeds, Bob, OF, 1938-40
 Segura, Jose, 1991
 Selbach, Albert, OF, 1900-01
 Servais, Scott, C, 1999, 2000
 Service, Scott, P, 1995
 Seward, Frank, P, 1943-44
 Seymour, Cy, OF-P, 1896-1900, 1906-10
 Shafer, Arthur, IF, 1909-13
 Shannon, William, OF, 1906-08
 Shaw, Bob, P, 1964-66
 Sharrott, John, P, 1890-92
 Shay, Danny, IF, 1907
 Shea, Patrick, P, 1921-22
 Sheehan, Dan, IF, 1900
 Sheehan, Jim, C, 1936
 Sheridan, Pat, OF, 1989
 Shinners, Ralph, OF, 1922-23
 Shipley, Joe, P, 1958-60
 Shore, Ernie, P, 1912
 Shores, Bill, P, 1933
 Sicking, Eddie, IF, 1918-20
 Siebern, Norm, IF, 1967
 Sigsby, Seth, P, 1893
 Slattery, Mike, OF, 1888-89
 Slayback, Elbert, IF, 1926
 Sloan, Bruce, OF, 1944

Smith, Al J., P, 1934-37
 Smith, Al K., P, 1926
 Smith, Alexander, IF, 1901
 Smith, Billy, IF, 1981
 Smith, Chris, IF, 1983
 Smith, Earl, C, 1919-23
 Smith, Elmer, OF, 1900
 Smith, George, A., P, 1916-19
 Smith, George, H., IF, 1901-02
 Smith, Harry, C, 1914-15
 Smith, James, C, 1927
 Smith, Jimmy, IF, 1917
 Smith, Mike, OF, 1926
 Smith, Reggie, IF, 1982
 Snider, Duke, OF, 1964
 Snodgrass, Fred, OF, 1908-15
 Snover, Colonel, P, 1919
Snow, J.T., IF, 1997-
 Snyder, Cory, OF, 1992
 Snyder, Frank, C, 1919-26
 Soderstrom, Steve, P, 1996, 1998
 Solomon, Moses, OF, 1923
 Sommers, Pete, C, 1890
 Songer, Don, P, 1927
 Sorensen, Lary, P, 1988
 Sorrell, Bill, IF, 1967
 Sosa, Elias, P, 1972-74
 Southworth, Billy, OF, 1924-26
 Spahn, Warren, P, 1965
 Sparks, Tully, P, 1902
 Speake, Bob, OF, 1958-59
 Speed, Horace, OF, 1975
 Speier, Chris, IF, 1971-77, 1987-89
 Spencer, Daryl, IF, 1952-53, 56-59
 Spencer, George, P, 1950-55
 Spencer, Glenn, P, 1933
 Spencer, Roy, C, 1936
 Spencer, Vern, OF, 1920
 Spilman, Harry, IF, 1986-88
 Spohrer, Al, C, 1928
 Spradlin, Jerry, P, 1999
 St. Claire, Ebba, C, 1954
 Stafford, Bob, OF, 1893-97
 Stafford, Henry, OF, 1916
 Stanek, Al, P, 1963

Stanky, Eddie, IF, 1950-51
 Starr, Ray, P, 1933
 Statz, Arnold, OF, 1919-20
 Steele, Bob, P, 1918-19
 Steels, James, OF, 1989
 Stember, Jeff, P, 1980
 Stengel, Charles, OF, 1921-23
 Stennett, Rennie, IF, 1980-81
 Stephenson, Joe, C, 1943
 Stephenson, John, C, 1969-70
 Stewart, Glen, IF, 1940
 Stock, Milt, IF, 1913-14
 Stone, Steve, P, 1971-72
 Stout, Allyn, P, 1935
 Strain, Joe, IF, 1979-80
 Strang, Sammy, IF, 1901, 1905-08
 Strawberry, Darryl, OF, 1994
 Stroud, Ralph, P, 1915-16
 Stuart, Bill, IF, 1899
 Sularz, Guy, IF, 1980-83
 Sullivan, Mike, P, 1891, 1896-97
 Summers, Champ, OF, 1982-83
 Sunkel, Tom, P, 1941-43
 Surknot, Max, P, 1956-57
 Swabach, Bill, P, 1887
 Swan, Russ, P, 1989-1990
 Switz, Bill, P, 1992-94
 Swigler, Ad, P, 1917

T (47)

Tamargo, John, C, 1978-79
 Tate, Stuart, P, 1989
 Taussig, Don, OF, 1958
 Tavaraz, Julian, P, 1997-99
 Taylor, Bill, OF, 1954-57
 Taylor, Bob, OF, 1970
 Taylor, Jack, P, 1891
 Taylor, Luther, P, 1900-08
 Taylor, Zack, C, 1927
 Tennant, Jim, P, 1929
 Tenney, Fred, IF, 1908-09
 Terry, Bill, IF, 1923-36
 Terwilliger, Wayne, IF, 1955-56
 Tesreau, Charles, P, 1912-18
 Testa, Nick, C, 1958
 Thielman, Henry, P, 1902
 Thomas, Derrel, IF, 1975-77
 Thomas, Fay, P, 1927
 Thomas, Herb, OF, 1927
 Thomas, Valmy, C, 1957-58
 Thomasson, Gary, OF, 1972-77
 Thompson, Fresco, IF, 1926
 Thompson, Gene, P, 1946-47
 Thompson, Henry, IF, 1949-56
 Thompson, Robby, IF, 1986-96
 Thompson, Scot, IF, 1984-85
 Thomson, Bobby, OF, 1946-53, 1957
 Thorpe, Jim, OF, 1913-19
 Thurmond, Mark, P, 1990
 Tiernan, Mike, OF, 1887-99
 Tillman, Rusty, OF, 1988
 Titcomb, Ledell, P, 1887-89
 Tobin, Johnny, OF, 1932
 Tomasic, Andy, P, 1949
 Toms, Tommy, P, 1975-77
 Toney, Fred, P, 1918-22
Torrealba, Yorvit, C, 2001-
 Torres, Salomon, P, 1993-95
 Tramback, Stephen, OF, 1940
 Treadway, Thadford, OF, 1944-45
 Trevino, Alex, C, 1985
 Trillo, Manny, IF, 1984-85
 Trinkle, Ken, P, 1943, 1946-48

Giants Long Winning Streaks

Player	Year	Games
Tim Keefe	1888	19
Rube Marquard	1912	19
Mickey Welch	1885	17
Carl Hubbell	1936	16
Jack Sanford	1962	16
Joe McGinnity	1904	14
Christy Mathewson	1909	13
Burleigh Grimes	1927	13
Hooks Wiltse	1904	12
Christy Mathewson	1905	11
Hal Schumacher	1935	11
Sal Maglie	1950	11
Johnny Antonelli	1954	11
Slim Sallee	1917	10
Jesse Barnes	1917	10
Clarence Mitchell	1930	10
Juan Marichal	1966	10
Juan Marichal	1968	10
Vida Blue	1978	10

Troy, John, IF, 1983
Tufts, Bob, P, 1981
Tyson, Ty, OF, 1926-27

U (3)

Uhle, George, P, 1933
Ulrich, George, IF, 1986
Uribe, Jose, IF, 1985-92

V (16)

Vail, Mike, OF, 1983
Valdez, Carlos, P, 1995
Valdez, Sergio, P, 1995
Vandenburg, Hy, P, 1937-40
Vander Wal, Jon, OF, 2001
Van Haltren, George, OF, 1894-1903
VanLandingham, William, 1994-97
Van Zandt, P/OF, 1901
Veltman, Art, C, 1928-29, 1932
Venable, Max, OF, 1979-83
Vergez, Johnny, IF, 1931-34
Virgil, Ozzie, IF, 1966, 1969
Vizcaino, Jose, IF, 1997
Vogelsong, Ryan, P, 2000-01
Voiselle, Bill, P, 1942-47
Vosberg, Ed, P, 1990

W (77)

Wade, Abraham, OF, 1907
Wagner, Charles, IF, 1902
Wagner, Leon, OF, 1958-59, 1969
Wakefield, Dick, OF, 1952
Walberg, Rube, P, 1923
Walker, Bill, P, 1927-32
Walker, Curt, OF, 1920-21
Walker, Frank, OF, 1925
Wall, Joe, C, 1901-02
Waller, John, P, 1909
Ward, Colin, P, 1985
Ward, John, P/IF, 1883-89, 1893-94
Warner, John, C, 1896-1904
Warren, Bennie, C, 1946-47

Washburn, Libe, OF, 1902
Wasinger, Mark, IF, 1987
Watkins, George, OF, 1934
Watson, Allen, P, 1996
Watson, John, P, 1923-24
Weatherly, Roy, OF, 1950
Weaver, Jim, OF, 1989
Webb, Earl, OF, 1925
Webb, Samuel, P, 1948-49
Weber, Ben, P, 2000
Weidman, George, OF-P, 1887-88
Weimer, Jacob, P, 1909
Weintraub, Phil, IF, 1933-37, 1944-45
Welch, Michael, P, 1883-92
Wellman, Brad, IF, 1982-86
Welsh, Jimmy, OF, 1928-29
Wendell, Lew, C, 1915-16
Werber, Bill, IF, 1942
Westervelt, Huyler, P, 1894
Westrum, Wes, C, 1947-57
Whistler, Lew, IF, 1890-91
Whitaker, Steve, OF, 1970
White, Albert, OF, 1947
White, Bill, IF, 1958
Whitehead, Burgess, IF, 1936-41
Whitfield, Terry, OF, 1977-80
Whitney, Art, IF, 1888-89
Whitson, Ed, P, 1979-81
Wicker, Floyd, OF, 1971
Wilfong, Rob, IF, 1987
Wilhelm, Hoyt, P, 1952-56
Wilhoit, Joe, OF, 1917-18
Wilkins, Rick, C, 1996-97
Williams, Bernie, OF, 1970-72
Williams, Charlie, P, 1972-78
Williams, Davey, IF, 1949-55
Williams, Frank, P, 1984-86
Williams, Keith, OF, 1996
Williams, Matt, IF, 1987-96
Willoughby, Jim, P, 1971-74
Wilmot, Walt, OF, 1897-98
Wilson, Art, C, 1908-13

Wilson, Artie, IF, 1951
Wilson, Desi, IF, 1996
Wilson, Lewis, OF, 1923-25
Wilson, Neil, C, 1960
Wilson, Parke, C, 1893-99
Wilson, Ted, OF, 1952-53, 1956
Wilson, Trevor, P, 1988-95
Wiltse, George, P, 1904-14
Winters, Jesse, P, 1919-20
Wisner, John, P, 1925-26
Witek, Nick, IF, 1940-43, 1946-47
Wittig, Johnny, P, 1938-39, 41, 43
Wohlford, Jim, OF, 1980-82
Wood, Ted, OF, 1991-93
Woodard, Mike, IF, 1985-87
Woodruff, Pete, OF, 1899
Worrell, Tim, P, 2001-
Worthington, Al, P, 1953-54, 1956-60
Wright, Roy, P, 1956
Wrightstone, Russ, IF, 1928
Wrigley, George, IF, 1899

Y (5)

Yeager, George, C, 1902
Young, Norman, IF, 1936, 1939-47
Youngblood, Joel, OF, 1983-88
Youngs, Ross, OF, 1917-26
Yvars, Sal, C, 1947-53

Z (8)

Zabala, Adrian, P, 1945-49
Zacher, Elmer, OF, 1910
Zanni, Dom, P, 1958-59, 1961
Zearfoss, Dave, C, 1896-98
Zerbe, Chad, P, 2000-
Zimmerman, Heinie, IF, 1916-19
Zimmerman, Roy, IF, 1945
Zink, Walt, P, 1921

Note: Bold face indicates player on Giants' 40-man roster as of January 28, 2002.

Giants in the Post-Season

World Series Results

1905 - **GIANTS** beat Philadelphia, four games to one
1911 - Philadelphia (AL) beat **GIANTS**, four games to two
1912 - Boston beat **GIANTS**, four games to three (and one tie)
1913 - Philadelphia (AL) beat **GIANTS**, four games to one
1917 - Chicago (AL) beat **GIANTS**, four games to two
1921 - **GIANTS** beat New York (AL), five games to three
1922 - **GIANTS** beat New York (AL), four games to none (and one tie)
1923 - New York (AL) beat **GIANTS**, four games to two
1924 - Washington beat **GIANTS**, four games to three
1933 - **GIANTS** beat Washington, four games to one
1936 - New York (AL) beat **GIANTS**, four games to two

1937 - New York (AL) beat **GIANTS**, four games to one
1951 - New York (AL) beat **GIANTS**, four games to two
1954 - **GIANTS** beat Cleveland, four games to none
1962 - New York (AL) beat **GIANTS**, four games to three
1989 - Oakland beat **GIANTS**, four games to none

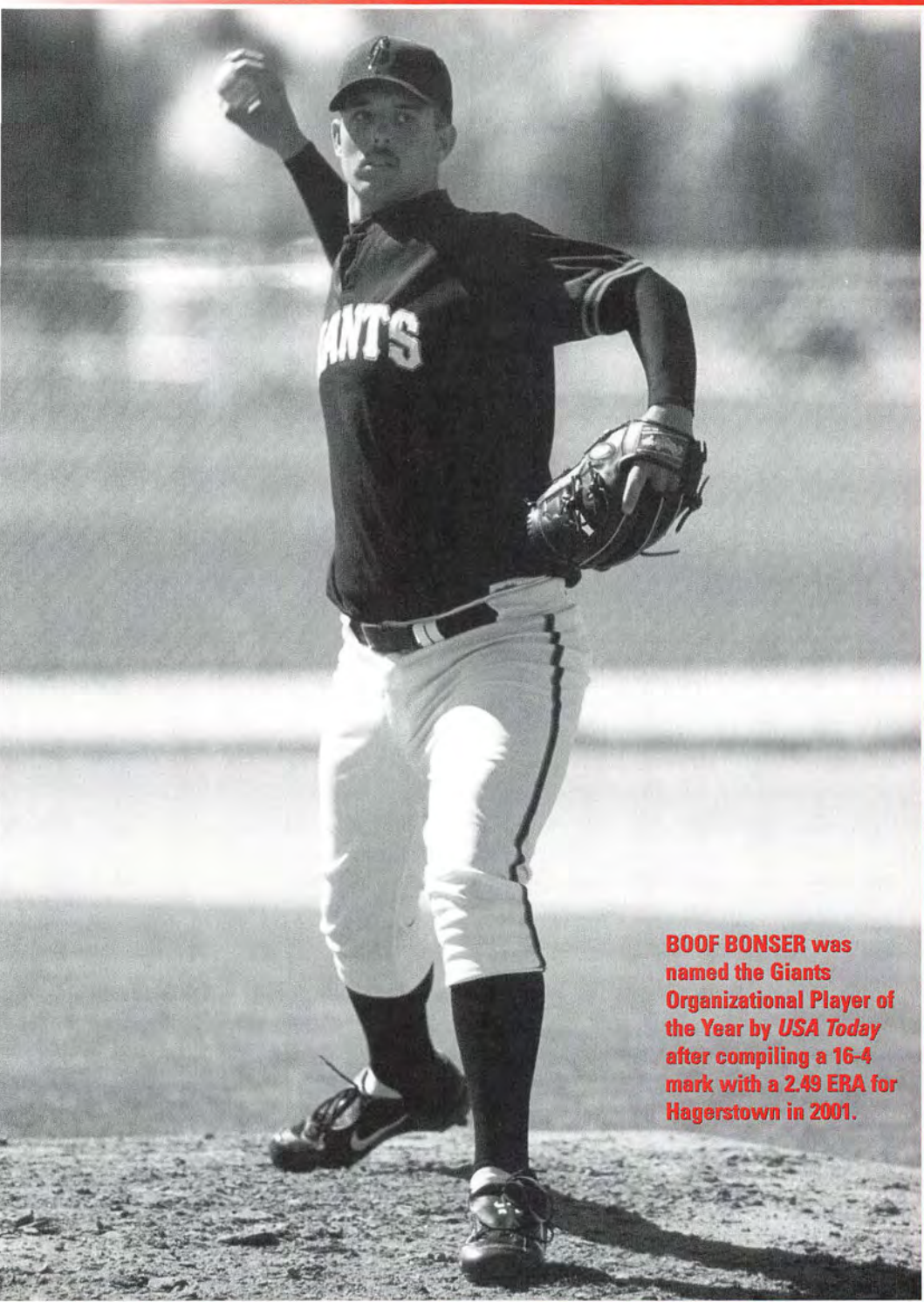
League Championship Series Results

1971 - Pittsburgh beat **GIANTS**, three games to one
1987 - St. Louis beat **GIANTS**, four games to three
1989 - **GIANTS** beat Chicago (NL), four games to one

Division Series Results

1997 - Florida beat **GIANTS**, three games to none
2000 - New York (NL) beat **GIANTS**, three games to one

MINOR LEAGUES



BOOF BONSER was named the Giants Organizational Player of the Year by *USA Today* after compiling a 16-4 mark with a 2.49 ERA for Hagerstown in 2001.

Giants Scouting Directory

Senior Vice President and General Manager	Brian R. Sabean
Vice President and Assistant General Manager	Ned Colletti
Vice President, Player Personnel	Dick Tidrow
Coordinator of Scouting	Matt Nerland
Coordinator of International Operations	Rick Ragazzo
Executive Assistant, Baseball Operations	Karen Sweeney
Assistant, Baseball Operations	Jeremy Shelley

MAJOR LEAGUE/SPECIAL ASSIGNMENT SCOUTS

Name	Assignment	Hometown
Tony Cloninger	Major League	Kings Mountain, NC
Joe DiCarlo	Major League	Ringwood, NJ
Pat Dobson	Major League (Advance)	El Cajon, CA
Stan Saleski	Major League	Dayton, OH
Paul Turco	Major League	Sarasota, FL
Ted Uhlaender	Major League	Parshall, CO
Randy Waddill	Major League	Valrico, FL
Tom Zimmer	Major League	St. Petersburg, FL
Dick Cole	Special Assignment	Costa Mesa, CA
Doug McMillan	Special Assignment	Shingle Springs, CA
Bo Osborne	Special Assignment	Woodstock, GA

NATIONAL CROSS-CHECKER

Name	Hometown
Douglas Mapson	Chandler, AZ

TERRITORIAL SCOUTS - EASTERN REGION

Name	Territory	Hometown
Alan Marr	Eastern Regional Cross-Checker	Sarasota, FL
Bobby Myrick	East Coast Cross-Checker/Kentucky, Maryland, North Carolina, Virginia, West Virginia, Washington D.C.	Colonial Heights, VA
John DiCarlo, Jr.	Delaware, New Jersey, New York, Pennsylvania	Glenwood, NJ
Lee Elder	Alabama, Florida Panhandle, Georgia, South Carolina, Tennessee	Martinez, GA
Charlie Gonzalez	Southern Florida, Puerto Rico	Davie, FL
Glenn Tufts	New England States/Upper New York	Bridgewater, MA
Paul Turco, Jr.	Northern & Central Florida	Sarasota, FL

TERRITORIAL SCOUTS - WESTERN REGION

Name	Territory	Hometown
Darren Wittcke	West Coast Cross-Checker	Laguna Niguel, CA
Lee Carballo	Southwest Cross-Checker	Westchester, CA
Steve Arnieri	Canadian Cross-Checker, Illinois, Indiana, Michigan, Minnesota, Ohio, Wisconsin	Palatine, IL
Tom Korenek	Louisiana, Mississippi, Texas	Houston, TX
Matt Nerland	Northern California	Pleasant Hill, CA
John Shafer	Alaska, Idaho, Montana, North Dakota, Oregon, South Dakota, Washington, Western Canada	Portland, OR
Joe Strain	Arizona, Colorado, Utah, Wyoming	Englewood, CO
Todd Thomas	Arkansas, Iowa, Kansas, Missouri, Nebraska, Oklahoma, Texas	Dallas, TX
Cal Webster	Southern California Valley, Hawaii	Simi Valley, CA

INTERNATIONAL OPERATIONS

Rick Ragazzo, Coordinator of International Operations

Name	Territory	Hometown
Mateo Alou	Special Assignment	Santo Domingo, DR
Pedro Chavez	Venezuela	Estado Miranda, Venezuela
Rafael DeLeon	Dominican Republic	Santo Domingo, DR
Jorge Diaz	Colombia	Cartegena, Columbia
Philip Elhage	Netherlands	Curacao, Netherlands
Martin Hernandez	Venezuela	La Victoria, Venezuela
Luis Pena	Mexico	Los Mochis, Sinaloa, Mexico
Jesus Stephens	Dominican Republic	San Pedro, DR
Alex Torres	Nicaragua	Managua, Nicaragua
Ciro Villalobos	Venezuela	Maracaibo, Venezuela

Giants Minor League System

Senior Vice President and General Manager	Brian R. Sabean
Vice President and Assistant General Manager	Ned Colletti
Vice President, Player Personnel	Dick Tidrow
Director of Player Development	Jack Hiatt
Director of Minor League Administration	Bobby Evans
Roving Hitting Instructor	Shane Turner
Roving Pitching Instructor	Lee Smith
Roving Catching Instructor	Kirt Manwaring
Roving Outfield/Baserunning Instructor	Willie McGee
Minor League Equipment Manager	Alan Lee

MINOR LEAGUE AFFILIATES

Fresno Grizzlies (AAA)

Pacific Coast League
Grizzlies Stadium
1800 Tulare Street
Fresno, CA 93721
(559) 442-1994

John Carbray, President/CEO
 Bill Gorman, General Manager
 Lenn Sakata, Field Manager
 Bert Bradley, Pitching Coach
 Mike Hart, Hitting Coach
 Rick Lembo, Trainer

San Jose Giants (A)

California League
San Jose Municipal Stadium
P.O. Box 21727
San Jose, CA 95151
(408) 297-1435

Harry Stavrenos, President
 Mark Wilson, General Manager
 Bill Hayes, Field Manager
 Jerry Cram, Pitching Coach
 Rob Knepper, Trainer

Shreveport Swamp Dragons (AA)

Texas League
Fair Grounds Field
2901 Pershing Blvd.
Shreveport, LA 71109
(318) 636-5555

Roxy Delancey, General Manager
 Terri Sipes, Director of Stadium
 & Team Operations
 Mario Mendoza, Field Manager
 Steve Renko, Pitching Coach
 Mark Gruesbeck, Trainer

Hagerstown Suns (A)

South Atlantic League
Municipal Stadium
274 E. Memorial Blvd.
Hagerstown, MD 21740
(301) 791-6266

Andy Rayburb, Owner
 Kurt Landes, General Manager
 Mike Ramsey, Field Manager
 Ross Grimsley, Pitching Coach
 Donna Papangellin, Trainer

Salem-Keizer Volcanoes (Short-Season A)

Northwest League

6700 Field of Dreams Way N.E.

Keizer, OR 97307

(503) 390-2225

Jerry Walker, President & General Manager

Bill Tucker, Co-Owner

Fred Stanley, Field Manager

Trevor Wilson, Pitching Coach

Steve Decker, Hitting Coach

Rene Velazquez, Trainer

Arizona Giants (Rookie)

Arizona Summer League

Indian School Park

4415 N. Hayden Rd.

Scottsdale, AZ 85251

(480) 990-3412

Bert Hunter, Field Manager

Maximo Leon, Pitching Coach

Leo Garcia, Hitting Coach

Katsunori Masumoto, Trainer

Santo Domingo Giants (Rookie)

Dominican Summer League

Fuerza Aerea Dominicana

Santo Domingo, DR

Enrique Burgos, Field Manager

Aguedo Vasquez, Pitching Coach

Jesus Valdavia Lazo, Coach

Edwin Arias, Trainer

Giants' 2001 Farm System Records

Team	Level	League	W-L	Pos.	GB	Manager
Fresno	AAA	Pacific Coast	68-71	2nd	-4.5	Shane Turner
Shreveport	AA	Texas	54-81			Bill Russell
		1st Half	27-42	4th	-10.5	
		2nd Half	27-39	4th	-14.0	
San Jose	High-A	California	77-63			Lenn Sakata
		1st Half	37-33	T-1st	—	
		2nd Half	40-30	1st	+2.0	
Hagerstown	Low-A	South Atlantic	83-57			Bill Hayes
		1st Half	38-32	3rd	-12.0	
		2nd Half	45-25	1st	+3.0	
Salem-Keizer	Short-A	Northwest	51-25	1st	+13.0	Fred Stanley
Arizona	Rookie	Summer	29-27	3rd	-6.0	Keith Comstock

Minor League Roving Instructors



Shane Turner, Roving Hitting Instructor

Takes over as clubs roving hitting instructor in 2002, after having served as triple-A manager at Fresno previous 2 campaigns (2000-01)...also guided double-A Shreveport in 1999, single-A San Jose in 1997 and '98, and short-season Salem Keizer in 1996...owns overall 338-335 record as skipper in minors, having posted winning campaigns each year except last 2 seasons...his Fresno squad finished with 68-71 mark in 2001, after going 57-84 in 2000...guided Shreveport to Texas League playoffs and San Jose to 1998 California League Championship...for his efforts at SJ, earned honors as best Major League managerial prospect for Cal League by *Baseball America*...led single-A club to 83-57 record that year, best in league...defeated High Desert in 1st round playoffs and Rancho Cucamonga to win Cal League Championship, first ever in San Jose's affiliation with San Francisco...was promoted to San Jose prior to 1997 campaign, after making managerial debut with Salem-Keizer in '96...took over rookie club in middle of '96 campaign, replacing Ozzie Virgil, Sr. and leading Volcanoes to 40-36 mark...began coaching career in 1995 at then rookie-level Bellingham...played professionally for 11 years as infielder in minor league systems of Chicago White Sox, Baltimore, San Francisco, Seattle, Philadelphia and New York Yankees...saw action on Major League level with Phillies in 1988, Orioles in 1991 and Mariners in 1992, finishing with lifetime .236 batting average in 56 games...singled in his ML debut off former Giants pitcher Scott Garrelts...originally selected by Yankees in 6th round of 1985 June draft...attended Cal State-Fullerton, where he finished 9th in nation with 108 hits in 1985...resides in Sinking Spring, PA...




Lee Smith, Roving Pitching Instructor

Begins 3rd season with Giants organization in 2002, his 2nd at current position...in initial campaign with club, assisted Shreveport coaching staff in 2000, as well as provided instruction prior to season at minor league spring training camp...former right-handed hurler is all-time Major League save leader, having posted 478 during career...was 7-time All-Star, 3-time Rolaids Relief Man of Year (1991, 1992, 1994) and led majors in relief points 14 consecutive seasons (1982-95)...logged 18 seasons in big leagues, pitching for Chicago Cubs (1980-87), Boston Red Sox (1988-90), St. Louis Cardinals (1990-93), New York Yankees (1993), Baltimore Orioles (1994), California Angels (1995-96), Cincinnati Reds (1996) and Montreal Expos (1997)...recorded 30 saves or more in 9 different seasons, with his career best being 47 in 1991 with Cardinals...finished with lifetime mark of 71-92 with 3.03 ERA in 1,022 ML appearances...at 6-6, 270 pounds, was also standout basketball player as prep, earning All-State honors while leading Castor (LA) High School to Championship...resides in Castor, LA...



Kirt Manwaring, Roving Catching Instructor

Begins 2nd season as instructor with Giants organization in 2002, his 13th year overall with club...was originally 2nd round selection by San Francisco in June 1986 draft, playing 10 years at big league level for team...known for his defensive excellence, was 1993 Rawlings Gold Glove Award winner...during 13 years overall in majors, finished with lifetime batting average of .246 with 21 home runs and 278 RBI in 1,008 career contests with Giants (1987-96), Houston Astros (1996) and Colorado Rockies (1997-99)...broke in with SF late in 1987 season and remained with Giants until being traded to Houston Astros (for C. Rick Wilkins) during 1996 campaign...signed with Colorado as free agent prior to 1997, where he stayed for 3 years before retiring following 1999 season...along with gold glove in 1993, enjoyed his best offensive season that year when he played in 130 games and hit .275 while establishing career highs with 5 HRs and 49 RBI for Giants team that posted 103 wins...resides in Scottsdale, AZ...



Willie McGee, Roving Baserunning/Outfield Instructor

Begins 2nd season as instructor with Giants organization in 2002...also served in same capacity in 2001, having returned to field after taking year off after retiring as player following 1999 campaign...former switch-hitting outfielder was 4-time National League All-Star (1983, '85, '87 and '89), 2-time NL batting champ ('85 and '90) and 3-time Gold Glove winner ('83, '85 and '86)...while leading St. Louis Cardinals to World Series title in 1985, garnered NL MVP Award after leading league in hitting with .353 mark, 114 runs scored, 26 doubles, 18 triples, 10 home runs and 86 RBI...during his 19-year big league career, finished with lifetime .295 batting average, 79 home runs, 1,010 runs scored, 350 doubles, 94 triples, 856 RBI and 352 stolen bases in 2,201 ML contests...originally 1st round draft selection by New York Yankees in 1977, appeared in majors with Cardinals (1982-90, '97-99), Oakland Athletics (1990), Giants (1991-94) and Boston Red Sox (1995)...is Bay Area native, having graduated from Harry Ells High School (Richmond, CA) in 1976 and later attended Diablo Valley Junior College (Pleasanton, CA)...resides in Hercules, CA...

Fresno Grizzlies

Triple-A, Pacific Coast League



Lenn Sakata – Manager

Returns for his 4th year as manager in Giants organization and 1st at triple-A level...in each of previous 3 seasons, has guided his squad into playoffs, including 2001 when he led single-A San Jose to 77-63 regular season mark and California League co-championship (playoffs were canceled following 9/11 attack)...also skippered San Jose in 1999 and club's former single-A Bakersfield affiliate in 2000...over 1st 3 years in San Francisco system, has compiled 231-188 regular season mark...led Bakersfield squad to 80-60 regular season ledger, after posting 74-65 record in initial stint with San Jose...prior to joining Giants farm system, spent previous 4 seasons with Chiba Lotte Marines organization in Japan...served as both minor league manager and major league coach in Japan...previously was coach in California Angels (1991-94) and Oakland Athletics (1988-90) farm systems...in 1988, earned Northwest League Manager of Year honors while with A's Southern Oregon affiliate...native of Hawaii, 11-year Major League veteran saw action with Milwaukee Brewers (1977-79), Baltimore Orioles (1980-85), Oakland and New York Yankees from 1975-87...overall, former infielder appeared in 565 games during his Major League career while compiling .230 batting average in 1289 at-bats...was member of Orioles' 1983 World Championship team, while also going in trivia books as last player to appear at shortstop for Baltimore before Cal Ripken began his record consecutive games streak...resides in Honolulu, HI...

Bert Bradley – Pitching Coach

Enters 4th season with Giants organization, having served as pitching coach at single-A level previous 3 years with former affiliate Bakersfield in 1999 and San Jose in 2000 and 2001...prior to joining Giants, served as pitching coach in Oakland Athletics organization from 1987-98...his stops included single-A Madison (1987-90), double-A Huntsville (1991-92, 1997-98), triple-A Tacoma (1993-94) and single-A West Michigan (1995-96)...has also worked in Dominican Winter League, serving as pitching coach of Licy Tigers in 1992-93...helped guide club to 1993 Caribbean Series Championship...former right-handed hurler, pitched professionally with Oakland (1979-84) and New York Yankees (1985-86)...in 1983 saw Major League action with A's, appearing in 6 contests while logging 0-0 record with 6.48 ERA...after 1984 season, was traded to Yankees from A's along with Rickey Henderson...resides in Mattoon, IL...

Mike Hart – Hitting Coach

Begins 4th year as hitting coach for Grizzlies and his 9th in Giants organization...prior to coming to Fresno, was with double-A Shreveport from 1996-98...managed '98 squad, after serving previous 2 seasons as Captains' hitting coach...began SF coaching career with managerial stops at single-A Burlington (1995) and rookie league Everett (1994)...managed in Yankees' farm system for 5 years, including Albany-Colonie of Eastern League in 1992-93...managed 2 years in Winter Ball (1995, West Oahu Canefires-Hawaiian Winter League; 1992, Arauca Tigres-Venezuelan Winter League)...other minor league managing stints have included Orioles' affiliates at Newark (1987) and Hagerstown (1988), Phillies' Reading squad (1989), and Yankees' Ft. Lauderdale (1990) and Prince William (1991-92) entries...attended Alma (MI) College and Kalamazoo (MI) Valley Community College...selected by Montreal in 11th round of 1972 June draft...led Florida League in bases on balls with 106 in 1973 and again led Pacific Coast League in walks with 122 in 1979...top switch hitter in American Association in 1978 with .320 avg, 19 HR and 98 RBI...ended minor league career with nearly 1200 hits...played for Expos, Rangers, Twins, Royals, Orioles, Yankees and White Sox organizations...appeared briefly in majors with Texas in 1980, batting .250 in 4 plate appearances...graduated from Western Michigan University in 1986 with business degree...resides in Naples, FL...

Richard Lembo – Athletic Trainer

Embarks on 4th campaign with organization, 3rd as head trainer with Grizzlies...was initially at single-A San Jose in 1999...previously served dual role from 1996-98 as sports medicine coordinator for University Orthopedics and Sports Medicine, private orthopedic surgeon practice and also during that time was head athletic trainer for Syracuse Smash Professional Lacrosse Franchise...spent 1994-96 seasons as coordinator of rehabilitation/athletic trainer for Chicago Cubs at various minor league levels...rehabilitation trainer and director of fitness for Fitness Forum, Inc. from 1989-94...head athletic trainer for the Empire State Games (baseball division) and 1998 World Games (Team Scotland Lacrosse)...1994 graduate of University of Charleston with B.S. in sports medicine/biology...received his master's in 1996 from Marshall University with degree in exercise physiology/sports medicine...resides in Liverpool, NY...

Fresno Grizzlies (Pacific Coast League)

2001 Regular Season Record: 68-71

BATTERS	GI																			—GAMES BY POSITION—									
	AVG	G	AB	R	H	TB	2B	3B	HR	RBI	SH	SF	HP	BB	IB	SO	SB	CS	DP	SLG	OBP	1B	2B	3B	SS	OF	C	E	
#Byas, Mike	.190	17	21	4	4	5	1	0	0	1	3	0	0	7	0	5	0	0	0	.238	.393	0	0	0	0	9	0	0	
Camposano, Carlos	.136	13	22	1	3	4	1	0	0	3	0	0	0	0	5	0	0	0	1	.182	.136	0	0	0	5	0	0		
#Castro, Nelson	.130	6	23	3	3	4	1	0	0	1	0	0	0	1	0	5	0	0	1	.174	.167	0	4	0	2	0	0		
Chiaromonte, Giusp	.210	37	100	11	21	33	6	0	2	12	0	1	4	4	0	19	0	1	2	.330	.266	0	0	0	0	0	15	0	
#Crespo, Felipe	.375	3	8	2	3	7	1	0	1	1	0	0	0	0	3	0	0	0	0	.875	.375	1	1	0	0	1	0		
Estalella, Bobby	.318	6	22	3	7	11	1	0	1	4	0	0	0	1	0	9	0	0	1	.500	.348	1	0	0	0	0	1	0	
Fajardo, Alejandro	.281	27	32	5	9	10	1	0	0	3	1	0	0	4	0	14	0	0	0	.313	.261	0	3	0	0	6	0	0	
*Guzman, Ed	.361	18	72	13	26	33	3	2	0	11	2	0	0	4	1	3	0	1	1	.458	.395	1	1	8	0	0	11	0	
Hall, Justin	.500	1	4	1	2	2	0	0	0	0	1	0	0	0	0	0	0	0	0	.500	.500	0	1	0	0	0	0	0	
*Leach, Jalal	.285	130	467	68	133	217	30	3	16	70	0	3	1	31	3	94	13	6	11	.465	.329	0	0	0	0	111	0	7	
#Magruder, Chris	.280	54	214	37	60	99	7	1	10	30	0	1	7	18	0	45	3	1	2	.463	.354	0	0	0	0	53	0	1	
McGowan, Sean	.286	104	391	59	112	188	30	2	14	65	0	2	2	23	0	95	1	0	10	.481	.328	34	0	0	0	53	0	11	
#Melo, Juan	.312	100	375	46	117	174	22	4	9	55	1	5	5	19	1	64	9	9	8	.464	.349	0	94	4	2	0	0	9	
*Minor, Damon	.308	112	406	74	125	225	22	3	24	71	0	3	5	44	4	83	1	1	5	.554	.380	108	0	0	0	1	0	11	
Murray, Calvin	.261	35	138	17	36	56	6	1	4	12	0	1	1	12	1	33	3	3	2	.406	.322	0	0	0	0	34	0	2	
#Peralta, Marco	.307	32	101	9	31	48	7	2	2	11	0	1	0	10	1	22	1	0	1	.475	.366	0	24	0	0	0	0	4	
Powell, Dante	.282	114	426	74	120	215	23	3	22	62	0	2	4	34	2	122	25	5	7	.505	.339	0	0	0	0	106	0	7	
Ransom, Cody	.241	134	469	77	113	215	21	6	23	78	3	5	0	44	1	137	17	2	10	.458	.303	0	0	0	0	133	0	12	
*Snow, J.T.	.000	4	12	1	0	0	0	0	0	0	0	0	0	2	0	7	0	0	0	.000	.143	4	0	0	0	0	0	0	
*Torcato, Tony	.320	35	150	20	48	64	8	1	2	8	0	0	0	2	0	20	0	1	5	.427	.329	0	0	0	0	34	0	1	
Torrealba, Yovrit	.274	115	394	59	108	161	23	3	8	36	3	2	4	19	0	65	2	3	11	.409	.313	0	0	0	0	0	114	9	
Tyler, Josh	.287	77	230	21	66	92	15	1	3	26	3	2	5	16	4	40	5	3	4	.400	.344	1	17	16	0	29	10	8	
Wright, Mike	.375	2	8	2	3	6	0	1	3	0	0	0	0	0	2	0	0	0	0	.750	.375	0	0	0	0	0	0	2	0
Young, Travis	.000	4	3	0	0	0	0	0	0	0	1	0	0	0	0	2	0	0	0	.000	.000	0	2	0	0	0	0	0	
Zuniga, Tony	.271	123	413	77	112	208	16	1	26	74	0	3	6	55	2	83	6	1	7	.504	.363	2	0	117	0	0	0	17	

PITCHERS	W-L	PCT	ERA	G	GS	CG	SHO	GF	SV	IP	H	AB	TBF	R	ER	HR	SH	SF	HB	BB	IB	SO	WP	BK	OH	1H	2H	
Ainsworth, Kurt	10-9	.526	5.07	27	26	0	0	0	0	149.0	139	563	634	91	84	22	4	6	7	54	1	157	10	0	0	0	0	
*Andra, Jeff	1-3	.250	6.38	9	6	0	0	0	0	36.2	50	149	169	32	26	8	2	3	1	14	0	22	4	0	0	0	0	
Arnold, Jamie	1-4	.200	5.92	44	3	0	0	23	9	76.0	96	309	361	58	50	13	3	3	10	36	0	56	5	0	0	0	0	
Brown, Elliot	2-2	.500	7.86	8	7	0	0	0	0	34.1	61	152	180	32	30	4	3	3	4	18	0	21	1	0	0	0	0	
Connelly, Steve	2-3	.400	3.68	33	0	0	0	12	4	58.2	47	210	244	26	24	2	4	2	5	23	0	40	1	0	0	0	0	
Crabtree, Robbie	8-10	.444	3.69	63	0	0	0	31	6	114.2	115	429	474	56	47	11	7	3	1	34	5	99	3	0	0	0	0	
*Embree, Alan	1-0	1.000	1.13	7	0	0	0	4	1	8.0	5	28	30	3	1	0	0	0	1	1	0	6	0	0	0	0	0	
Estrella, Luis	8-3	.727	4.51	30	17	0	0	2	0	115.2	123	443	501	60	58	19	3	1	2	52	2	73	3	1	0	0	0	
Gardner, Mark	0-1	.000	6.00	3	3	0	0	0	0	6.0	10	27	28	4	4	1	0	0	0	1	0	7	0	0	0	0	0	
Hasselhoff, Derek	2-0	1.000	3.86	25	0	0	0	17	8	28.0	24	104	122	19	12	6	2	1	1	14	1	24	0	0	0	0	0	
*Horgan, Joe	0-0	.000	5.87	3	1	0	0	0	0	7.2	11	33	36	5	5	1	0	0	0	3	0	5	0	0	0	0	0	
Jensen, Ryan	11-2	.846	3.48	20	17	1	1	2	0	106.0	97	401	445	43	41	11	4	1	5	34	0	95	2	0	0	0	0	
Joseph, Kevin	0-1	.000	7.56	5	0	0	0	2	0	8.1	9	30	36	7	7	0	1	0	1	0	4	1	2	2	0	0	0	0
Knoll, Brian	0-3	.000	7.18	22	9	0	0	5	0	62.2	88	262	302	52	50	12	4	4	3	29	0	47	3	0	0	0	0	
Nathan, Joe	0-5	.000	7.77	10	10	0	0	0	0	46.1	63	189	236	47	40	13	4	5	5	33	0	21	6	0	0	0	0	
*Riley, Mike	2-4	.333	6.07	28	5	0	0	7	0	53.1	59	217	255	41	36	9	1	0	4	33	0	52	3	1	0	0	0	
*Rizzo, Todd	3-4	.429	4.50	36	0	0	0	14	6	46.0	49	177	207	26	23	5	1	4	3	22	0	39	5	1	0	0	0	
Santana, Julio	8-8	.500	5.83	25	25	0	0	0	0	132.2	160	536	601	94	86	28	4	2	9	50	0	125	9	1	0	0	0	
*Serafini, Dan	1-1	.500	10.32	7	0	0	0	2	0	11.1	17	46	59	14	13	2	1	2	1	9	1	9	0	0	0	0	0	
Tyler, Josh	0-0	.000	0.00	1	0	0	0	1	0	1.0	2	5	5	0	0	0	0	0	0	0	0	0	0	0	0	0	0	0
Verplancke, Jeff	2-1	.667	2.92	8	0	0	0	4	1	12.1	9	42	50	4	4	1	0	0	2	6	0	13	0	0	0	0	0	0
Vogelsong, Ryan	3-3	.500	2.79	10	10	0	0	0	0	58.0	35	206	226	18	18	6	0	1	1	18	0	53	1	1	0	0	0	
*Zerbe, Chad	3-4	.429	3.55	17	0	0	0	12	5	25.1	28	103	114	13	10	2	1	0	1	9	0	17	0	0	0	0	0	0

* left-handed # switch hitter

Minor Leagues

Shreveport Swamp Dragons

Double-A, Texas League



Mario Mendoza – Manager

Marks his 1st year with San Francisco in 2002, taking over managerial reigns of double-A Swamp Dragons...prior to joining Giants organization, spent previous 10 years as manager or instructor with Anaheim Angels minor league system...most recently was roving infield instructor in 2001, after having served as manager at various levels previous 9 campaigns...5 of his 9 teams reached post-season competition...led single-A Lake Elsinore for previous 3 seasons (1998-2000), taking Storm to post-season competition in 2 of 3 years...also served as manager at single-A Cedar Rapids (1997), double-A Midland (1994-96) and single-A Palm Springs (1992-93)...began coaching career with Palm Springs in 1991...played 7 seasons for various clubs in Mexico, hitting .291 in 660 Mexican League games...named to Mexican League's Baseball Hall of Fame in 2000...served as manager of Hermosillo Naranjeros in 1983-84...began professional career with Pittsburgh Pirates in 1970...made Major League debut, April 26, 1974 with Bucs...played in majors for 9 years with 3 organizations: Pittsburgh (1974-78), Seattle Mariners (1979-80) and Texas Rangers (1982-83)...player whom "Mendoza Line" was named after, owns lifetime .215 average (287-for-1,337) in 686 ML games...posted .961 fielding percentage as shortstop...resides in Navajoa, Sonora, Mexico...

Steve Renko – Pitching Coach

Returns for his 3rd campaign as pitching coach in San Francisco system, his 2nd with Swamp Dragons...also worked at single-A San Jose in 2000...prior to joining Giants, was previously pitching coach for Milwaukee Brewers' double-A Huntsville team in 1999...has also served as minor league pitching coach with Chicago White Sox (1997-98) and California Angels (1995-96) organizations...former right-hander pitched 15 seasons in majors, logging time with Montreal Expos (1969-76), Chicago Cubs (1976-77), White Sox (1977), Oakland Athletics (1978), Boston Red Sox (1979-80), Angels (1981-82) and Kansas City Royals (1983)...appeared in 451 games overall while posting career 134-146 record with 3.99 ERA...finest season was in 1973 when he went 15-11 with 2.81 ERA, logging 9 complete games and 249.2ip in 36 appearances (34 starts)...originally began professional career as 1st baseman, playing initial 2 minor league seasons at position...played baseball, football and basketball at University of Kansas...as Jayhawks starting quarterback in 1964, was named to 2nd Team, All Big-Eight Conference...was drafted by Oakland Raiders in 15th round of 1966 draft...resides in Leawood, KS...

Mark Gruesbeck – Athletic Trainer

Marks 4th season with Giants organization and 2nd consecutive as head trainer with Swamp Dragons...previously served in same capacity at short-season Salem Keizer in 1999 and 2000...prior to joining San Francisco franchise, worked as athletic trainer at various levels of Detroit Tigers organization, including 1997-98 seasons at single-A Lakeland...received 1998 Florida State League Trainer of the Year award...served as 1996 Hawaii Winter League All-Star trainer...1993 graduate of Central Michigan University with B.S. in Sports Medicine...resides in Lakeland, FL

Shreveport Swamp Dragons (Texas League)

2001 Season Record: 54-81

BATTERS	GI										—GAMES BY POSITION—																		
	AVG	G	AB	R	H	TB	2B	3B	HR	RBI	SH	SF	HP	BB	IB	SO	SB	CS	DP	SLG	OBP	1B	2B	3B	SS	OF	C	E	
Allen, Jeff	.217	20	60	5	13	15	2	0	0	8	0	1	0	10	0	16	0	1	1	.250	.324	0	0	0	0	16	0	1	
#Byas, Mike	.266	83	316	55	84	101	13	2	0	25	5	3	3	49	0	57	21	10	4	.320	.367	0	0	0	0	83	0	3	
Campusano, Carlos	.143	27	63	6	9	12	3	0	0	1	1	0	1	5	0	18	0	1	1	.190	.217	0	2	1	3	0	0	1	
Casper, Brett	.077	10	26	1	2	2	0	0	0	1	1	1	1	5	0	15	0	0	0	.077	.242	0	0	0	0	8	0	0	
Castro, Nelson	.296	122	479	76	142	214	27	6	11	60	8	4	7	42	0	122	38	11	7	.447	.359	0	0	0	122	0	0	32	
Chiaramonte, Giusep	.205	13	44	3	9	11	2	0	0	3	0	1	0	4	0	6	0	1	2	.250	.265	0	0	0	0	0	0	0	
*Clark, Doug	.275	123	414	53	114	156	16	4	6	51	6	4	3	45	4	83	20	5	8	.377	.348	0	0	0	0	110	0	4	
Cordido, Julio	.217	121	433	45	94	115	14	2	1	47	1	4	3	31	1	68	11	3	15	.266	.272	0	2	118	0	0	0	21	
Glendenning, Mike	.184	60	207	20	38	62	3	0	7	18	0	1	2	21	0	71	0	0	7	.300	.264	1	0	0	0	14	0	2	
Jester, Joe	.320	40	150	26	48	84	14	2	6	27	1	1	3	12	0	33	4	1	2	.560	.380	0	40	0	1	0	0	6	
#Luster, Jeremy	.273	130	50	6	54	138	187	33	2	4	76	0	5	7	33	3	94	63	11	.370	.323	119	0	0	0	2	0	11	
Luther, Ryan	.280	127	453	54	127	169	26	2	4	42	8	2	15	32	0	78	6	8	9	.373	.347	0	93	0	0	1	31	24	
#Magruder, Chris	.255	40	149	22	38	56	6	3	2	11	4	0	3	15	2	27	5	3	2	.376	.335	0	0	0	0	39	0	2	
McGowan, Sean	.304	31	125	11	38	53	6	0	3	17	0	2	0	5	0	19	0	1	3	.424	.326	13	0	0	0	2	0	1	
Moreta, Ramon	.284	30	109	14	31	41	4	0	2	14	0	1	2	6	1	15	9	6	3	.376	.331	0	0	0	0	30	0	2	
#Pernaletto, Marco	.280	29	93	9	26	39	5	1	2	12	1	5	2	9	0	17	0	1	1	.419	.339	4	1	16	1	0	0	4	
Rodriguez, Guilleo	.204	65	216	21	44	66	7	0	5	25	5	3	6	8	0	40	3	0	5	.306	.249	3	0	0	0	0	61	8	
*Shabala, Adam	.343	12	35	9	12	15	3	0	0	4	1	0	0	7	0	10	2	0	0	.429	.452	0	0	0	0	12	0	0	
Strankman, Elliott	.077	9	13	1	1	1	0	0	0	0	0	0	1	1	0	9	0	0	0	.077	.200	0	5	1	2	0	0	3	
*Torcato, Tony	.293	36	147	13	43	57	9	1	1	23	0	3	4	9	3	15	0	1	6	.388	.344	0	0	0	0	36	0	2	
Tyler, Josh	.273	17	44	3	12	15	3	0	0	3	1	0	0	4	0	8	3	2	1	.341	.333	0	0	2	10	2	0	5	
Valderrama, Carlos	.308	41	159	29	49	68	12	2	1	8	2	0	0	18	0	29	11	5	1	.428	.379	0	0	0	0	41	0	0	
Walker, Mark	.233	43	90	14	21	38	6	1	3	9	0	1	0	8	0	36	2	1	0	.422	.293	0	0	0	0	37	0	3	
Wright, Mike	.242	62	182	13	44	63	10	0	3	19	4	2	1	12	1	62	0	2	1	.348	.289	0	0	0	0	0	0	59	4
Young, Travis	.357	6	14	2	5	6	1	0	0	1	0	0	0	0	0	3	0	0	0	.429	.357	0	2	2	2	0	0	0	

PITCHERS	W-L	PCT	ERA	G	GS	CG	SHO	GF	SV	IP	H	AB	TBF	R	ER	HR	SH	SF	HB	BB	IB	SO	WP	BK	OH	1H	2H	
Alfano, Jeff	0-0	.000	0.00	1	0	0	0	1	0	1.0	0	3	4	0	0	0	0	0	0	1	0	0	0	0	0	0	0	
*Andra, Jeff	3-9	.250	4.68	18	18	0	0	0	0	98.0	116	397	437	59	51	11	4	3	1	32	0	57	5	0	0	0	0	
Bermudez, Manny	2-3	.400	3.71	12	0	0	0	3	0	26.2	25	97	115	11	11	0	3	1	7	7	2	13	1	0	0	0	0	
Brown, Elliot	0-8	.000	4.50	14	10	0	0	0	0	62.0	77	254	280	50	31	6	5	2	2	17	2	28	2	1	0	0	0	
*Cannon, Jon	2-0	1.000	3.19	17	2	0	0	4	1	36.2	23	130	155	15	13	4	3	1	2	19	1	39	1	1	0	0	0	
Cox, Ryan	8-8	.500	3.69	24	24	1	0	0	0	136.2	145	536	575	70	56	8	3	6	6	24	0	61	2	0	0	0	0	
Estrella, Luis	1-0	1.000	3.12	7	0	0	0	1	0	8.2	10	35	41	6	3	1	1	0	0	5	0	8	1	0	0	0	0	
Goodrich, Randy	1-1	.500	7.56	19	0	0	0	7	0	33.1	46	141	155	28	28	7	1	0	1	12	0	19	1	0	0	0	0	
Guzman, Leiby	2-1	.667	3.14	11	0	0	0	5	0	14.1	17	62	67	9	5	0	1	1	0	2	0	14	2	0	0	0	0	
*Horgan, Joe	3-5	.375	3.65	31	14	0	0	3	1	103.2	97	394	438	51	42	10	6	7	4	27	1	61	2	0	0	0	0	
Joseph, Kevin	2-1	.667	2.43	24	0	0	0	11	1	33.1	31	128	145	9	9	1	0	2	2	13	3	27	4	0	0	0	0	
Knoll, Brian	0-0	.000	2.25	2	1	0	0	1	0	4.0	5	17	20	1	1	0	0	0	0	3	0	2	1	0	0	0	0	
Luster, Jeremy	0-1	.000	18.00	1	0	0	0	1	0	1.0	2	5	7	2	2	0	0	0	0	2	0	0	0	0	0	0	0	0
Messman, Joe	1-1	.500	4.10	12	1	0	0	3	0	26.1	24	96	119	15	12	3	4	3	2	14	0	13	1	1	0	0	0	
Miller, Benji	1-6	.143	4.23	37	0	0	0	20	2	66.0	63	253	296	33	31	7	2	3	3	35	2	39	5	1	0	0	0	
Nathan, Joe	3-6	.333	6.93	21	7	0	0	6	0	62.1	73	244	294	49	48	11	7	2	4	37	5	33	7	1	0	0	0	
Ozias, Todd	3-3	.500	2.73	30	0	0	0	11	0	56.0	47	209	240	21	17	6	2	1	6	22	4	32	2	0	0	0	0	
*Ramirez, Erasmo	2-0	1.000	2.16	22	1	0	0	6	1	33.1	25	122	130	10	8	1	0	0	3	5	0	39	2	0	0	0	0	
*Riley, Mike	3-2	.600	4.81	7	7	2	0	0	0	43.0	55	168	189	26	23	6	3	2	4	12	0	34	1	0	0	0	0	
Rodriguez, Guillermo	0-0	.000	0.00	1	0	0	0	0	0	3.0	1	8	11	0	0	0	0	0	1	2	0	1	0	0	0	0	0	
*Urban, Jeff	7-11	.389	3.91	27	27	0	0	0	0	156.2	178	617	675	85	68	16	9	6	9	32	0	117	7	0	0	0	0	
Verplancke, Jeff	1-8	.111	4.44	43	0	0	0	40	22	48.2	50	185	217	27	24	3	4	3	5	20	3	46	3	0	0	0	0	
Villano, Mike	0-0	.000	1.04	7	0	0	0	7	5	8.2	6	29	30	1	1	1	0	0	0	1	1	7	0	0	0	0	0	
Williams, Jerome	9-7	.563	3.95	23	23	2	1	0	0	130.0	116	494	542	69	57	14	2	3	9	34	0	84	6	1	0	0	1	

* left-handed # switch hitter

San Jose Giants

Single-A, California League



Bill Hayes – Manager

Marks his 3rd year with Giants and 26th year in professional baseball...will skipper his 3rd team in San Francisco chain in 2002, having guided double-A Shreveport in 2000 and single-A Hagerstown in 2001...his 2001 Suns squad captured 2nd half South Atlantic League title to qualify for playoffs, as club posted 83-57 mark overall...came to Giants from Colorado Rockies organization, most recently serving as bullpen coach for Major League squad in 1998 and manager at triple-A Colorado Springs in 1999...previously managed at double-A New Haven (1996-97), single-A Salem (1995) and single-A Central Valley (1994)...before joining the Rockies, managed 6 seasons in Chicago Cubs chain...managerial career began at Geneva in New York-Penn League in 1988...also managed Maui to Hawaiian Winter League title in 1995...former catcher and 1st-round draft choice (1978), played in Cubs organization from 1978-85 and in 1987, after stint with Royals in 1986...made 2 trips to majors with Cubs, once each in 1980 and '81...led American Association in fielding from 1985-86...resides in Phoenix, AZ...

Jerry Cram – Pitching Coach

Returns for his 2nd season as pitching coach with San Jose in 2002, marking his 35th year in professional baseball...prior to last year, had been pitching coach in Colorado Rockies' minor league system for 3 seasons (1998-2000), after devoting 28 years to Kansas City Royals (last 14 as minor league pitching instructor)...broke into pro ball in Minnesota Twins chain at St. Cloud...season later, Royals selected him in MLB expansion draft and he made big-league debut in 1969...Mets acquired him from KC in 1973 for pitcher Barry Raziano and he made 2 trips to majors in 1974-75, respectively, with New York...Mets dealt him back to Royals in '76 for pitcher Randy Hammon and he returned to majors later that year...he also earned 1976 American Association All-Star honors...his overall Major League mark was 0-3 with 3.02 ERA in 23 appearances (2 starts)...when his playing career ended, he remained at Omaha as pitching coach in 1981, at Butte in '82 and again at Omaha in '83-84...resides in Las Flores, CA...

Rob Knepper – Athletic Trainer

Begins 3rd full year with Giants organization in 2002...marks his 2nd year with San Jose, after having worked at club's former single-A affiliate Bakersfield in 2000...previously worked 3 years as training staff intern at double-A Shreveport (1997-99)...was also assistant athletic trainer and equipment manager at Bossier Parish Community College in 1999...served as assistant student athletic trainer at Louisiana Tech University from 1995-98...is 1997 graduate of Louisiana Tech University with B.S. in Fitness and Wellness Management...received his Master of Science in Exercise Science in 1998...resides in Shreveport, LA...

San Jose Giants (California League)

2001 Regular Season Record: 77-63

BATTERS	AVG	G	AB	R	H	TB	2B	3B	HR	RBI	SH	SF	HP	BB	IB	SO	SB	CS	DP	SLG	OBP	—GAMES BY POSITION—									
																						1B	2B	3B	SS	OF	C	E			
Allano, Jeff	.213	56	164	15	35	60	7	0	6	22	2	1	5	10	0	57	0	3	2	366	278	0	0	0	0	49	6				
Allen, Jeffrey	.305	99	371	60	113	182	19	4	14	61	1	2	12	43	2	103	12	5	7	491	393	0	0	0	0	91	7				
Campusano, Carlos	.200	11	40	2	8	14	3	0	1	7	0	0	0	0	0	9	0	1	4	350	200	0	1	4	6	0	2				
Carvajal, Johnny	.261	113	448	57	117	151	20	1	4	50	8	8	3	31	0	70	14	7	11	337	308	0	0	0	112	0	24				
Cerde, Jose	.218	30	87	10	19	27	4	2	0	3	2	0	3	4	0	25	0	0	0	310	277	0	0	0	0	0	30	2			
Chavez, Angel	.244	84	316	37	77	112	22	2	3	28	5	3	1	16	0	60	10	4	9	354	280	0	0	82	2	0	16				
Cook, Josh	.421	8	19	2	8	11	3	0	0	5	0	0	0	2	1	2	0	0	1	579	476	0	0	4	0	2	0	1			
Daeley, Scott	.226	114	411	77	93	118	14	1	3	29	9	2	6	64	0	76	30	5	4	287	337	0	0	0	0	112	0	4			
Fajardo, Alejandro	.243	40	136	22	33	49	9	2	1	12	3	0	0	16	0	30	9	4	1	360	322	0	0	0	0	30	0	0			
Flaherty, Tim	.255	135	466	89	119	233	26	5	26	83	0	4	8	66	2	162	2	5	12	500	355	130	0	1	0	6	0	15			
Hall, Justin	.265	42	151	22	40	59	11	1	2	13	1	0	1	24	0	39	1	0	3	391	369	0	26	5	0	0	0	6			
Jester, Joe	.254	81	295	51	75	117	17	2	7	41	3	1	12	35	1	77	20	5	4	397	356	0	74	3	0	0	0	14			
Maldonado, Edwin	.325	44	160	23	52	84	9	1	7	24	3	3	3	3	0	34	0	2	4	525	343	0	33	0	0	0	0	4			
*McDowell, Arturo	.242	118	425	57	103	140	12	11	1	31	3	1	4	46	3	132	25	14	4	329	321	0	0	0	0	0	114	0	10		
*Messner, Jake	.244	83	279	36	68	90	14	1	2	39	0	3	3	34	1	83	1	2	11	323	329	11	0	0	0	0	37	0	1		
Moreta, Ramon	.200	11	40	5	8	8	0	0	0	2	2	0	0	3	0	9	3	3	0	200	256	0	0	0	0	0	10	0			

SAN JOSE GIANTS continued

BATTERS	AVG	G	AB	R	H	TB	2B	3B	HR	RBI	SH	SF	HP	BB	IB	SO	SB	G1											
																		CS	DP	SLG	OBP	1B	2B	3B	SS	OF	C	E	
Niebro, Lance	.288	42	163	18	47	67	11	0	3	34	0	4	0	4	0	14	4	2	2	411	298	0	0	32	0	0	0	8	
#Peralta, Marco	.351	48	171	25	60	79	11	1	2	22	0	2	2	17	1	45	3	1	0	462	411	7	7	15	15	0	0	6	
Rodriguez, Guilleo	.270	35	126	18	34	50	10	0	2	21	4	1	8	9	0	26	2	2	4	397	354	4	0	0	0	0	32	2	
#Santana, Henry	.333	7	24	1	8	14	1	1	1	5	2	0	0	0	0	7	1	0	0	583	333	0	0	0	7	0	0	3	
Serrano, Sammy	.209	39	139	14	29	46	12	1	1	12	1	2	1	7	1	38	0	0	3	331	248	0	0	0	0	0	39	4	
*Shabala, Adam	.143	3	7	1	1	1	0	0	0	0	0	0	0	2	0	4	0	0	0	143	333	0	0	0	0	0	2	0	0
*Torcato, Tony	.341	57	258	38	88	119	21	2	2	47	0	7	4	17	3	40	9	3	5	461	381	0	0	0	0	15	0	1	
*Wilfong, Nick	.208	17	48	7	10	15	2	0	1	7	2	1	0	9	0	23	1	1	1	313	328	0	0	0	0	17	0	0	

PITCHERS	W-L	PCT	ERA	G	GS	CG	SHO	GF	SV	IP	H	AB	TBF	R	ER	HR	SH	SF	HB	BB	IB	SO	WP	BK	UH	1H	2H	
																												Ah Yea, Paul
Alfano, Jeff	0-0	.000	5.83	8	0	0	0	0	8	0	8	30	39	8	5	1	0	3	1	5	0	5	2	0	0	0	0	
Anderson, Luke	2-2	.500	2.59	59	0	0	0	56	30	66.0	56	254	269	22	19	4	0	0	1	13	0	76	4	0	0	0	0	
Bermudez, Mariny	8-2	.800	3.56	43	0	0	0	11	1	81.0	87	308	346	36	32	3	6	1	8	23	0	40	2	0	0	0	0	
*Brous, Dave	2-4	.333	6.19	11	9	0	0	2	0	32.0	28	117	160	25	22	2	2	1	4	36	0	18	4	0	0	0	0	
Brown, Elliot	4-0	1.000	0.93	5	5	0	0	0	0	29.0	15	100	107	3	3	1	0	0	0	7	0	26	1	0	0	0	0	
*Cannon, Jon	3-1	.750	3.24	22	0	0	0	6	2	41.2	36	151	174	17	15	2	1	1	3	18	0	48	4	0	0	0	0	
Cash, David	4-0	1.000	2.08	20	0	0	0	6	1	39.0	23	135	157	9	9	4	1	1	3	17	0	46	3	0	0	0	0	
Coak, Josh	0-0	.000	27.00	1	0	0	0	1	0	1.0	6	9	9	4	3	1	0	0	0	0	0	0	0	0	0	0	0	
Cozier, Vance	15-7	.682	3.61	30	29	1	0	0	0	169.2	158	638	698	71	68	17	5	4	6	45	1	98	9	0	0	0	0	
Esteves, Jake	0-3	.000	7.36	9	9	0	0	0	0	14.2	13	55	65	12	12	3	0	0	1	9	0	19	0	0	0	0	0	
*Farley, Joe	1-0	1.000	7.09	18	0	0	0	4	0	26.2	28	103	126	22	21	3	0	2	1	20	0	15	4	1	0	0	0	
Farmer, Jason	6-1	.857	4.62	14	13	0	0	0	0	62.1	77	254	281	37	32	4	2	0	5	20	0	52	0	0	0	0	0	
Frias, Juan	0-0	.000	10.50	4	0	0	0	1	0	6.0	9	26	37	8	7	0	0	1	1	9	0	5	4	0	0	0	0	
Goodrich, Randy	0-9	.000	8.63	15	13	0	0	1	0	56.1	89	249	282	58	54	7	1	3	6	23	0	34	1	0	0	0	0	
Joseph, Kevin	0-0	.000	3.38	9	0	0	0	4	3	13.1	12	47	53	6	5	0	0	3	2	1	0	15	2	0	0	0	0	
3-1	.750	3.86	23	0	0	0	8	2	42.0	47	165	186	28	18	3	2	2	2	15	0	24	7	2	0	0	0		
Miller, Benji	0-0	.000	0.00	1	0	0	0	0	0	1.0	0	3	3	0	0	0	0	0	0	0	0	2	0	0	0	0	0	
Pavon, Julio	1-0	1.000	8.74	6	0	0	0	3	0	11.1	14	45	50	12	11	2	0	1	2	2	1	14	0	0	0	0	0	
*Ramirez, Erasmo	3-2	.600	3.41	17	0	0	0	6	1	31.2	23	119	126	14	12	2	2	0	0	5	0	33	2	0	0	0	0	
*Taschner, Jack	4-4	.500	4.11	14	14	0	0	0	0	65.2	62	254	292	33	30	7	1	3	5	29	0	72	8	2	0	0	0	
*Threets, Todd	0-10	.000	4.25	14	14	0	0	0	0	59.1	49	219	270	34	28	2	1	3	7	40	0	25	14	3	0	0	0	
Uzziel, Erick	1-1	.500	4.36	15	0	0	0	7	0	33.0	30	123	148	18	16	1	2	1	4	18	0	20	2	0	0	0	0	
Vent, Kevin	5-6	.455	4.69	41	10	0	0	7	0	103.2	105	410	456	70	54	14	0	4	8	34	2	74	7	0	0	0	0	
*Walk, Mitch	9-6	.600	3.54	27	19	0	0	0	0	117.0	115	443	499	57	46	13	4	6	7	39	0	59	3	0	0	0	0	
Yacco, Anthony	1-0	1.000	3.38	7	0	0	0	1	0	13.1	10	47	61	7	5	2	1	0	1	12	0	15	1	0	0	0	0	
Zirelli, Mike	3-3	.500	5.75	38	1	0	0	7	0	83.0	119	352	377	62	53	8	2	7	3	13	2	62	4	1	0	0	0	

2001 Post Season Record: 2-1

BATTERS	AVG	G	AB	R	H	TB	2B	3B	HR	RBI	SH	SF	HP	BB	IB	SO	SB	G1										
																		CS	DP	SLG	OBP	1B	2B	3B	SS	OF	C	E
Allen, Jeffrey	.182	3	11	0	2	2	0	0	0	1	0	0	1	1	0	3	0	0	1	182	308	0	0	0	0	3	0	1
Carvajal, Jhonny	.364	3	11	1	4	5	1	0	0	1	1	0	0	2	0	0	0	0	1	455	462	0	0	0	3	0	0	2
Cerdas, Jose	.000	1	2	0	0	0	0	0	0	0	0	0	0	0	0	0	0	0	0	000	000	0	0	0	0	0	1	0
Chavez, Angel	.375	2	8	2	3	8	0	1	4	0	0	0	0	0	0	2	0	0	0	1,000	375	0	0	2	0	1	0	1
Daeley, Scott	.091	3	11	0	1	1	0	0	0	0	0	0	0	0	1	0	0	0	0	091	091	0	0	0	0	3	0	0
Flaherty, Tim	.083	3	12	2	1	1	0	0	0	0	0	0	0	1	0	4	0	0	0	083	154	3	0	0	0	0	0	0
Hall, Justin	.000	2	6	0	0	0	0	0	0	0	0	0	0	1	0	0	0	0	0	000	143	0	2	0	0	0	0	1
Maldonado, Edvinn	.250	2	8	2	2	5	0	0	1	2	0	0	0	1	0	0	0	0	0	625	333	0	0	0	0	0	0	0
*McDowell, Arturo	.300	3	10	2	3	6	0	0	1	2	0	0	0	0	0	4	1	0	0	600	300	0	0	0	0	3	0	0
*Messner, Jake	.667	2	6	2	4	4	0	0	1	0	0	0	0	0	2	0	0	0	0	667	667	0	0	0	0	1	0	0
Peralta, Marco	.333	3	12	3	4	4	0	0	0	1	0	0	1	0	1	0	1	0	0	333	385	0	2	2	0	0	0	1
Rodriguez, Guilleo	.444	3	9	2	4	6	0	1	0	3	0	0	0	2	0	0	1	0	1	667	545	0	0	0	0	0	3	0

* Left-handed # switch hitter

Hagerstown Suns

Single-A, South Atlantic League



Mike Ramsey – Manager

Joins Giants organization in 2002, taking over managerial reins of single-A Suns...has served as minor league coach or manager since 1990, working for St. Louis Cardinals, San Diego Padres and Tampa Bay Devil Rays...most recently served as skipper for Tampa's double-A affiliate at Orlando, piloting Rays in 2000 and 2001...prior to working with Tampa Bay, guided Padres affiliates at triple-A Las Vegas in 1999, double-A Mobile in 1997-98 and single-A Clinton in 1996...both years with Mobile BayBears, led club to Southern League playoffs, including SL championship in 1998...for his efforts, was named SL Manager of the Year that season...began his coaching career in 1990 with Cardinals single-A Peoria club, while beginning his managerial career in 1991 with Red Birds single-A Springfield squad...also skippered Springfield in 1993, as well as St. Louis affiliates at single-A Savannah in 1992 and single-A St. Petersburg in 1994...former infielder, he played 11 seasons professionally, including 7 at big league level with Cardinals (1980-84), Montreal Expos (1984) and Los Angeles Dodgers (1985)...finished with career .240 batting average (189-for-786) in 394 ML contests...was member of St. Louis' 1982 World Series championship team...resides in Largo, FL...

Ross Grimsley – Pitching Coach

Opens 4th season with Giants organization in 2002, his 1st as pitching coach with Suns...was pitching coach at Shreveport in 1999 and 2000, guiding 1999 staff to league-best 3.67 ERA, while serving as roving minor league pitching instructor in 2001...prior to joining SF farm system, served as coach with Seattle Mariners, Atlanta Braves, Baltimore Orioles and Philadelphia Phillies organizations...former left-hander pitched professionally for 11 seasons for Cincinnati Reds (1971-73), Orioles (1974-77, '82), Montreal Expos (1978-80) and Cleveland Indians (1980)...his managers as player included Sparky Anderson, Earl Weaver and Dick Williams...named top left-hander on *Baseball Digest* 1971 All-Star Rookie Team...pitched in 3 Championship Series (1972, 1973 and 1974), World Series (1972) and All-Star Game (1978)...hurled 2-hitter in game 4 of '72 NLCS (vs. Pittsburgh) and later won pair of contests in that season's World Series (vs. Oakland)...signed by Montreal as free agent in 1978, later that season becoming Expos' first 20-game winner (and Montreal Player of Year)...finished '78 campaign 20-11 with 3.05 ERA...8 times recorded double figures in wins, as he posted overall 124-99 mark with 3.81 ERA in 345 career appearances...his father, Ross, Sr., also pitched in majors...resides in Lutherville, MD...

Donna Papangellin – Athletic Trainer

1st female trainer in Giants history, having been with organization since 1995...has moved to Hagerstown affiliate in 2002, after having worked previous 3 seasons at double-A Shreveport...also saw duty at triple-A level in 1997 (Phoenix) and 1998 (Fresno)...began San Francisco stint at single-A San Jose in 1995 and moved to Shreveport in 1996...in 2001, was 1 of only 2 female trainers in baseball...was previously 1st and only female trainer at triple-A level...entered professional baseball in 1988 with Fresno Suns, independent club in California League...spent 5 seasons in Texas Rangers minor league organization, including 3 years with Tulsa Drillers of Texas League and 2 years in Florida State League...previously head trainer at L.A. Harbor College in Wilmington, CA...former supervisor of athletic trainers at Sports Medicine Center at Saint Agnes in Fresno, CA...graduate of Long Beach State University with B.A. in physical education and certificate in athletic training...native of San Francisco peninsula and student-athlete at College of San Mateo (CA)...graduate of Carlmont High School in Belmont, CA...resides in Wichita, KS...

Hagerstown Suns (South Atlantic League)

2001 Regular Season Record: 83-57

BATTERS	GI																				—GAMES BY POSITION—									
	AVG	G	AB	R	H	TB	2B	3B	HR	RBI	SH	SF	HP	BB	IB	SO	SB	CS	DP	SLG	OBP	1B	2B	3B	SS	OF	C	E		
Alexander, Kevin	.229	83	266	25	61	83	14	1	2	30	10	1	2	25	0	58	5	1	10	.312	299	0	28	38	5	0	0	7		
*Athas, Jamie	.274	65	234	44	64	86	10	3	2	28	6	0	5	31	0	55	17	5	3	.368	370	0	0	0	64	0	0	12		
#Bell, Derek	.252	111	381	50	96	136	30	2	2	49	3	6	2	62	2	76	1	3	8	.357	355	11	0	95	0	0	0	15		
Cabrera, Leonel	.300	10	30	8	9	10	1	0	0	1	1	0	0	1	0	7	3	3	0	.333	323	0	9	0	0	0	0	0		
*Carter, Bryan	.183	56	197	18	36	53	7	2	2	14	3	3	4	15	1	63	11	3	3	.269	251	0	0	0	0	0	52	0	1	
Cerda, Jose	.242	13	33	4	8	8	0	0	0	2	0	1	2	6	0	7	0	0	0	.242	381	0	0	0	0	0	0	13	0	
Chavez, Angel	.189	13	37	5	7	15	2	0	2	3	0	0	1	1	0	12	1	0	0	.405	231	0	0	8	5	0	0	5		
Ellison, Jason	.291	130	494	95	144	212	38	3	8	55	13	5	10	71	3	68	19	15	6	.429	388	0	0	0	0	0	129	0	5	
Fajardo, Al	.162	12	37	4	6	6	0	0	0	3	1	0	1	10	0	14	3	0	0	.162	354	0	0	0	0	0	10	0	1	
Gann, Bryan	.237	111	397	49	94	110	16	0	0	26	20	6	7	28	0	50	2	3	10	.277	295	0	108	0	1	0	0	0	19	
Garrido, Tomas	.218	45	142	13	31	34	3	0	0	7	5	0	1	2	0	34	2	1	3	.239	234	0	0	0	45	0	0	0	12	
Lunsford, James	.237	114	396	53	94	128	19	0	5	50	4	4	5	45	1	89	10	5	12	.323	320	1	0	0	0	0	109	14		
Mapes, Jake	.000	2	6	0	0	0	0	0	0	0	0	0	0	0	0	2	0	0	0	.000	000	0	0	0	0	0	0	1	0	
*Santos, Deivis	.290	131	520	64	151	220	27	3	12	80	0	5	4	25	6	91	16	10	15	.423	325	125	0	0	0	0	1	0	14	
*Shabala, Adam	.313	70	256	37	80	103	16	2	1	29	5	0	6	37	0	37	11	4	9	.402	411	0	0	0	0	0	70	0	2	
Shrum, Allen	.217	29	106	12	23	36	7	0	2	12	1	0	1	6	0	30	0	1	3	.340	265	0	0	0	0	0	0	21	3	
Strankman, Elliott	.259	39	116	16	30	42	12	0	0	10	1	0	4	5	0	29	3	4	3	.382	312	0	0	8	30	0	0	0	16	
Trumble, Dan	.236	119	399	70	94	192	18	1	26	75	0	1	5	63	1	157	10	5	10	.481	346	9	0	0	0	0	19	0	5	
Walker, Mark	.160	58	169	19	27	47	4	2	4	12	2	2	0	32	0	74	8	2	5	.278	291	0	0	0	0	0	52	0	1	
*Wilfong, Nick	.238	109	370	44	88	152	25	1	15	58	6	5	4	39	1	138	15	2	4	.411	313	0	0	0	0	0	100	0	1	

PITCHERS	W-L	PCT	ERA	G	GS	CG	SHO	GF	SV	IP	H	AB	TBF	R	ER	HR	SH	SF	FB	BB	IB	SO	WP	BK	OH	1H	2H
Alexander, Kevin	0-0	.000	0.00	1	0	0	0	1	0	1.0	1	4	5	0	0	0	0	0	0	1	1	2	1	0	0	0	0
Bonser, Boof	16-4	.800	2.49	27	27	0	0	0	0	134.0	91	473	548	40	37	7	2	3	9	61	2	178	10	1	0	0	0
*Bros, Dave	0-1	.000	3.58	20	0	0	0	6	3	32.2	30	118	156	18	13	3	1	3	5	29	0	21	6	0	0	0	0
Clark, Jeff	14-9	.609	3.55	27	27	0	0	0	0	148.0	152	572	608	72	60	18	2	8	10	15	1	131	4	0	0	0	0
Cunningham, Jeremy	1-1	.500	5.89	10	0	0	0	2	0	18.1	23	75	86	15	12	3	1	1	2	7	0	17	0	0	0	0	0
Diaz, Felix	1-4	.200	3.66	15	12	0	0	0	0	51.2	49	200	222	27	21	4	0	2	4	16	0	56	3	0	0	0	0
Faust, Wes	7-5	.583	2.48	46	0	0	0	17	4	90.2	79	332	361	28	25	4	4	3	3	18	2	66	2	0	0	0	0
Frias, Juan	3-1	.750	3.19	24	0	0	0	5	1	31.0	36	118	139	17	11	3	5	4	2	10	2	27	1	1	0	0	0
Graham, Elgin	3-4	.429	5.91	32	9	0	0	6	1	67.0	75	259	317	56	44	9	3	8	4	43	3	37	12	0	0	0	0
Gross, Kyle	2-6	.250	6.45	22	12	0	0	1	0	53.0	43	188	262	45	38	2	2	3	18	51	1	46	12	0	0	0	0
*Hills, Mark	0-3	.000	9.47	10	1	0	0	4	0	19.0	34	89	99	26	20	4	1	2	1	6	0	16	1	1	0	0	0
*Jones, Chris	6-3	.667	4.52	39	4	0	0	9	1	73.2	77	273	330	42	37	3	3	7	7	40	3	60	9	1	0	0	0
0-0	.000	11.57	5	0	0	0	0	1	0	7.0	13	32	40	9	9	2	0	1	3	4	1	7	0	0	0	0	0
Markert, Jackson	3-3	.500	2.82	58	0	0	0	55	39	60.2	57	234	259	26	19	4	1	2	4	18	2	45	4	0	0	0	0
Munter, Scott	1-0	1.000	3.38	1	1	0	0	0	0	5.1	5	18	21	3	2	0	1	1	0	1	0	2	0	0	0	0	0
0-1	.000	6.66	19	0	0	0	0	6	0	24.1	24	88	110	18	18	3	0	3	1	18	1	16	0	0	0	0	0
*Padgett, Daniel	6-4	.600	3.12	29	15	1	1	4	2	112.2	109	428	455	45	39	6	1	2	3	21	0	107	4	3	0	0	0
Pavon, Julio	5-3	.625	3.19	26	14	0	0	4	0	96.0	77	354	404	37	34	8	2	1	12	35	0	104	8	1	0	0	0
Rigueiro, Rafael	7-2	.778	2.57	24	2	0	0	9	0	70.0	64	268	281	20	20	1	0	4	3	21	4	45	0	1	0	0	0
*Thomas, John	3-3	.500	4.16	15	15	0	0	0	0	71.1	70	270	302	40	33	5	1	3	6	22	0	65	3	2	0	0	0
*Threets, Erick	2-0	1.000	0.75	12	0	0	0	3	1	24.0	13	84	94	3	2	1	0	0	1	9	0	32	2	1	0	0	0
0-0	.000	3.60	1	1	0	0	0	0	0	5.0	5	16	20	2	2	0	1	0	0	3	0	3	0	0	0	0	0
Uzzell, Todd	3-0	1.000	2.61	24	0	0	0	6	0	38.0	27	136	169	15	11	2	2	0	8	23	1	37	5	0	0	0	0

2001 Post Season Record: 0-2

BATTERS	GI																				—GAMES BY POSITION—									
	AVG	G	AB	R	H	TB	2B	3B	HR	RBI	SH	SF	HP	BB	IB	SO	SB	CS	DP	SLG	OBP	1B	2B	3B	SS	OF	C	E		
Alexander, Kevin	.250	2	4	1	1	4	0	0	1	1	0	0	0	1	0	2	0	0	0	1.000	400	0	2	0	0	0	0	0		
*Athas, Jamie	.333	2	9	2	3	7	1	0	1	1	0	0	0	0	0	1	0	0	0	.778	333	0	0	0	0	2	0	0		
#Bell, Derek	.125	2	8	0	1	1	0	0	0	0	0	0	0	0	3	0	0	0	0	.125	125	0	0	2	0	0	0	1		
Cabrera, Leonel	.000	2	1	0	0	0	0	0	0	1	0	0	0	0	1	0	0	0	0	.000	000	0	2	0	0	0	0	1		
Ellison, Jason	.375	2	8	2	3	10	1	0	2	2	0	0	1	0	2	0	0	0	0	1.250	444	0	0	0	0	2	0	0		
Lunsford, James	.375	2	8	0	3	3	0	0	0	1	0	0	0	1	0	2	0	0	0	.375	444	0	0	0	0	0	2	1		
*Santos, Deivis	.125	2	8	1	1	1	0	0	0	1	0	0	1	0	0	1	0	0	0	.125	222	2								

Salem-Keizer Volcanoes

Short Season, Northwest League



Fred Stanley – Manager

Has garnered Northwest League Manager of year honors with Salem-Keizer each of last 2 years (2000 and 2001), marking his 1st 2 years with Giants organization... included was NWL championship season in 2001, as club posted 51-25 regular season mark... prior to joining Giants, spent previous 9 seasons with Milwaukee Brewers organization, including most recently as assistant general manager... served previous position from 1996-99, after having been Brewers' director of player development from 1992-96... in 1992, his charges earned prestigious TOPPS Organization of Year Award... was last in uniform in 1991 when he served as infield coach with Brewers... before recent work with Milwaukee, was Coordinator of Minor League Instruction with Seattle Mariners from 1989-90; Director of Baseball Operations with Houston Astros from 1986-88 and Director of Instruction with Oakland Athletics from 1983-85... former infielder logged 14 seasons in majors with Mariners (1969), Brewers (1970), Cleveland Indians (1972), San Diego Padres (1972), New York Yankees (1973-80) and As (1981-82)... participated in Divisional Championship (1981), † League Championship Series (1976-81) and 3 World Series (1976-78)... defensive specialist, batted .216 in 815 Major League games... resides in Scottsdale, AZ...

Trevor Wilson – Pitching Coach

Former Giants hurler made coaching debut in 2000, as he returns to Salem-Keizer for 3rd season... has tutored Northwest League's saves leader each of his 1st 2 years (Wesley Hutchison – 10 in 2001; Luke Anderson – 12 in 2000) and ERA champion in 2000 (Jason Farmer – 1.62)... retired as player following 1999 campaign... originally 8th round draft pick by San Francisco in 1985, former southpaw hurler pitched 9 seasons in majors while compiling career mark of 41-46 and 3.87 ERA in 169 appearances with Giants (1988-95) and Anaheim Angels (1998)... had career cut short due to arm ailments, sitting out entire 1996 and '97 campaigns before making comeback with Angels in '98... top season in majors was in 1991, going 13-11 with 3.56 ERA in 44 appearances (29 starts) and 202.0 innings pitched... eliminated Los Angeles from NL West race in final start that year, tossing 2-hit, 4-0 shutout victory Oct. 5 at Candlestick... pitched in Yankees minor league system in '99 (3-2 with 3.56 ERA in 19 appearances at triple-A Columbus), after going to Spring Training with San Francisco earlier in year... is Oregon native, having prepped at Oregon City High School and attended Oregon State University... resides in Oregon City, OR...

Steve Decker – Hitting Coach

Former Giants catcher marks his 2nd season as coach, debuting with Salem-Keizer in 2001... returned to San Francisco organization after retiring as player following 2000 campaign... appeared in 263 games over Major League career, seeing action over 7 big-league seasons with Giants (1990-92, 1996), Florida Marlins (1993, '95), Colorado Rockies (1996) and Anaheim Angels (1999)... finished with lifetime .219 average, 13 home runs and 72 RBI... in 1999 with Angels triple-A squad in Edmonton, batted .302 in 48 games... resides in Keizer, OR...

Rene Velazquez – Athletic Trainer

Starts 3rd year with San Francisco organization in 2002, having worked previous 2 years at single-A San Jose... prior to joining Giants, served as training staff intern for Florida Marlins' Brevard County affiliate in 1999... also was student athletic trainer at Barry University from 1996-99... is 1999 graduate of Barry University with B.S. in Sports Medicine/Athletic Training... is former player, earning all-conference honors as 2nd baseman for Miami Dade Community College in 1996... was captain of Miami Dade team where he played from 1994-96, and later Barry University squad (1996-98)... resides in Miami, FL...

Salem-Keizer Volcanoes (Northwest League)

2001 Regular Season Record: 51-25

BATTERS	AVG	GAMES BY POSITION—										CS	DP	SLG	OBP	1B	2B	3B	SS	OF	C	E							
		G	AB	R	H	TB	2B	3B	HR	RBI	SH												SF	HP	BB	IB	SO	SB	
Anderson, Keith	.206	57	155	18	32	53	9	0	4	21	3	1	3	18	1	34	1	0	4	342	299	0	0	0	0	0	57	6	
Benavidez, Julian	.319	50	188	36	60	101	12	1	9	39	0	2	1	24	0	54	2	1	2	537	395	0	0	47	0	0	0	9	
*Carter, Bryan	.223	67	238	36	53	85	12	1	6	31	2	1	6	22	1	46	13	5	4	357	303	0	0	0	0	0	60	0	4
Florence, Branden	.274	32	124	20	34	45	6	1	1	15	0	2	4	12	1	8	2	0	3	363	352	0	0	0	0	2	0	0	
†Holm, Steven	.208	33	72	8	15	20	3	1	0	2	1	1	1	10	0	16	1	0	4	278	310	2	0	15	0	0	10	2	

SALEM-KEIZER VOLCANOES continued

BATTERS	GI																				—GAMES BY POSITION—									
	AVG	G	AB	R	H	TB	2B	3B	HR	RBI	SH	SF	HP	BB	IB	SO	SB	CS	DP	SLG	OBP	1B	2B	3B	SS	OF	C	E		
Holst, Micah	.272	60	217	41	59	88	15	1	4	36	2	3	8	18	0	38	10	4	1	.406	.346	0	0	0	0	0	40	0	0	
*Huntingford, Matt	.227	62	220	35	50	74	5	5	3	37	2	2	11	13	1	37	8	3	4	.336	.301	0	0	0	0	0	58	0	0	
*Keating, Matt	.224	26	49	7	11	17	3	0	1	2	0	0	0	4	0	9	0	0	1	.347	.283	6	0	0	0	2	0	0		
#Maestrales, Peter	.258	19	66	6	17	27	5	1	1	11	1	0	1	3	0	19	0	0	0	.409	.300	0	0	17	0	0	0	0	6	
Maldonado, Edwin	.500	1	2	1	1	4	0	0	1	1	0	0	0	0	0	0	0	0	0	2.000	.500	0	1	0	0	0	0	0	0	
#McMains, Derin	.271	69	258	40	70	104	18	2	4	40	5	3	1	32	0	26	6	1	11	.403	.350	0	69	0	0	0	0	0	11	
Mcauliff, James	.242	20	66	10	16	21	2	0	1	4	1	0	2	10	0	18	3	1	1	.318	.359	0	0	0	0	17	0	0		
Meyer, Robbie	.292	70	274	47	80	116	19	1	5	35	1	2	5	25	0	53	0	0	11	.423	.359	0	0	0	0	1	64	0	2	
#Miranda, Miguel	.278	59	194	21	54	61	7	0	0	22	5	3	1	18	0	20	4	3	0	.314	.338	0	0	0	58	0	0	15		
Pinon, Alex	.231	51	121	20	28	33	5	0	0	16	2	2	2	31	1	20	8	1	1	.273	.391	0	11	2	25	0	0	12		
*Turco, Anthony	.244	42	86	15	21	30	1	1	2	11	2	0	0	12	0	20	0	0	1	.349	.337	0	0	0	0	0	42	2		
Von Schell, Tyler	.273	75	293	50	80	132	18	2	10	45	0	3	4	26	1	63	1	2	2	.451	.337	74	0	0	0	0	0	5		
*Williams, Jon	.615	6	13	5	8	15	1	0	2	4	0	0	0	1	0	2	0	0	0	1.154	.643	0	0	0	1	0	2	0		

PITCHERS	W-L	PCT	ERA	G	GS	CG	SHO	GF	SV	IP	H	AB	TBF	R	ER	HR	SH	SF	HB	BB	IB	SO	WP	BK	OH	1H	2H	
Ashlock, Chad	4-3	.571	4.44	11	10	0	0	0	0	46.2	46	174	190	26	23	4	0	1	0	15	0	39	1	0	0	0	0	0
Benjamin, Peterson	3-1	.750	3.23	15	5	0	0	1	1	55.2	51	212	224	24	20	2	2	2	1	7	1	50	3	0	0	0	0	0
*Burres, Brian	3-1	.750	3.10	14	6	0	0	2	1	40.2	43	157	174	20	14	2	3	2	1	11	0	38	5	0	0	0	0	0
Cram, Josh	5-2	.714	3.03	19	0	0	0	3	0	35.2	41	144	161	16	12	3	3	2	2	10	1	34	4	1	0	0	0	0
Foppert, Jesse	8-1	.889	1.93	14	14	0	0	0	0	70.0	35	233	264	18	15	7	0	3	5	23	0	88	4	3	0	0	0	0
Frias, Juan	0-0	.000	9.00	4	0	0	0	1	0	5.0	7	21	25	5	5	0	0	0	1	3	0	2	3	0	0	0	0	0
Hannaman, Ryan	1-1	.500	2.08	3	3	0	0	0	0	13.0	8	47	55	5	3	1	0	0	0	8	0	19	0	1	0	0	0	0
Hennessey, Brad	1-0	1.000	2.38	9	9	0	0	0	0	34.0	28	125	140	9	9	1	0	0	4	11	0	22	2	0	0	0	0	0
*Hills, Mark	0-0	.000	9.22	10	0	0	0	1	0	13.2	20	60	78	17	14	4	0	2	4	12	0	11	1	0	0	0	0	0
Hixson, David	3-1	.750	2.27	22	0	0	0	7	0	47.2	46	180	205	14	12	0	4	1	4	16	4	49	3	0	0	0	0	0
Hutchison, Wesley	6-2	.750	1.64	25	0	0	0	25	10	33.0	21	113	132	8	6	2	1	1	3	14	3	45	2	0	0	0	0	0
Knoedler, Justin	1-1	.500	1.26	13	0	0	0	2	1	28.2	22	104	116	4	4	0	2	1	0	9	1	38	1	0	0	0	0	0
*Liriano, Francisco	0-0	.000	5.00	2	2	0	0	0	0	9.0	7	34	35	5	5	2	0	0	0	1	0	12	0	0	0	0	0	0
*Lowry, Noah	1-1	.500	3.60	8	7	0	0	0	0	25.0	26	98	109	15	10	2	0	2	1	8	0	28	2	0	0	0	0	0
*Meaux, Ryan	2-2	.500	5.59	17	3	0	0	6	0	29.0	39	120	137	20	18	4	0	2	4	11	0	27	4	3	0	0	0	0
Montes, Albert	2-1	.667	3.57	17	0	0	0	13	7	22.2	21	87	96	10	9	1	1	0	2	6	2	19	3	1	0	0	0	0
Munter, Scott	1-2	.333	5.91	15	0	0	0	1	0	35.0	42	142	156	26	23	3	0	1	1	12	0	28	3	0	0	0	0	0
*Padgett, Daniel	0-0	.000	21.60	4	0	0	0	1	0	3.1	11	19	22	8	8	1	0	0	1	2	0	1	1	0	0	0	0	0
Pannone, Anthony	7-1	.875	4.11	14	14	0	0	0	0	76.2	82	302	323	41	35	9	0	0	8	13	0	61	7	1	0	0	0	0
Ransom, Troy	0-2	.000	6.41	17	0	0	0	11	0	19.2	31	84	101	15	14	4	1	2	3	11	2	13	0	1	0	0	0	0
Uzzell, Todd	22	.500	8.16	6	2	0	0	1	0	14.1	19	58	70	13	13	1	0	3	9	0	6	0	0	0	0	0	0	0
*Waddell, Jason	1-1	.500	5.45	15	1	0	0	1	0	28.0	30	111	125	19	17	2	1	1	1	11	1	30	3	0	0	0	0	0

2001 Post Season Record: 3-0

BATTERS	GI																				—GAMES BY POSITION—									
	AVG	G	AB	R	H	TB	2B	3B	HR	RBI	SH	SF	HP	BB	IB	SO	SB	CS	DP	SLG	OBP	1B	2B	3B	SS	OF	C	E		
Anderson, Keith	.400	2	5	0	2	2	0	0	0	1	2	0	1	0	0	1	0	0	0	.400	.500	0	0	0	0	0	2	0		
Benavidez, Julian	.222	3	9	3	2	4	2	0	0	1	0	0	2	2	0	0	0	0	0	.444	.462	0	0	3	0	0	0	1		
*Carter, Bryan	.167	3	12	1	2	2	0	0	0	0	0	0	0	0	0	0	0	0	.167	.167	0	0	0	0	0	3	0	0		
Holst, Micah	.000	3	10	1	0	0	0	0	0	0	0	0	1	0	0	3	0	0	1	.000	.091	0	0	0	0	3	0	0		
*Huntingford, Matt	.000	1	3	0	0	0	0	0	0	0	0	0	0	0	0	2	0	0	0	.000	.000	0	0	0	0	1	0	1		
#McMains, Derin	.357	3	14	3	5	7	2	0	0	2	0	0	0	0	0	0	0	0	0	.500	.357	0	3	0	0	0	0	0		
Meyer, Robbie	.182	3	11	3	2	5	0	0	1	4	0	0	0	1	0	3	0	0	0	.455	.250	0	0	0	0	3	0	0		
#Miranda, Miguel	.250	3	12	1	3	3	0	0	0	0	0	0	0	0	0	0	0	0	0	.250	.250	0	0	0	0	3	0	1		
*Turco, Anthony	.000	1	2	0	0	0	0	0	0	0	0	0	2	0	0	0	0	0	0	.000	.500	0	0	0	0	0	1	0		
Von Schell, Tyler	.250	3	12	1	3	7	1	0	1	3	0	0	0	1	0	4	0	0	1	.583	.308	3	0	0	0	0	0	0		
*Williams, Jon	.545	3	11	4	6	9	0	0	1	5	0	0	0	2	0	2	0	0	0	.818	.615	0	0	0	0	0	0	0		

PITCHERS	W-L	PCT	ERA	G	GS	CG	SHO	GF	SV	IP	H	AB	TBF	R	ER	HR	SH	SF	HB	BB	IB	SO	WP	BK	OH	1H	2H	
Benjamin, Peterson	0-0	.000	0.00	1	0	0	0	1	1	3.0	1	10	10	0	0	0	0	0	0	0	0	0	2	0	0	0	0	0
Cram, Josh	1-0	1.000	0.00	1	0	0	0	0	0	2.0	0	6	6	0	0	0	0	0	0	0	0	0	1	0	0	0	0	0
Foppert, Jesse	1-0	1.000	0.00	1	1	0	0	0	0	6.0	3	21	23	0	0	0	0	0	0	2	0	12	0	0	0	0	0	0
Hennessey, Brad	0-0	.000	4.50	1	1	0	0	0	0	4.0	4	14	18	2	2	0	1	1	0	2	0	4	0	1	0	0	0	0
Hixson, David	0-0	.000	0.00	1	0	0	0	0	0	2.0	2	10	11	2	0	0	0	0	0	1	1	2	0	0	0	0	0	0
Hutchison, Wesley	0-0	.000	9.00	1	0	0	0	1	1	1.0	2	5	5	1	1	0	0	0	0	0	0	1	0	0	0	0	0	0
Knoedler, Justin	0-0	.000	0.00	1	0	0	0	0	0	0.2	0	2	5	0	0	0	0	0	0	3	0	1	1	0	0	0	0	0
*Meaux, Ryan	0-0	.000	0.00	1	0	0	0	1	0	1.0	0	3	3	0	0	0	0	0	0	0	0	2	0	0	0	0	0	0
Montes, Albert	0-0	.000	0.00	1	0	0	0	0	0	1.1	0	4	4	0	0	0	0	0	0	0	0	1	0	0	0	0	0	0
Pannone, Anthony	1-0	1.000	0.00	1	1	0	0	0	0	6.0	3	19	21	0	0	0	0	0	0	2	0	3	0	0	0	0	0	0

* left-handed # switch hitter

Arizona Giants

Arizona Rookie League



Bert Hunter – Manager

Returns for 5th season with Giants organization, marking his 1st stint as manager...served as hitting coach at single-A Hagerstown in 2001, after having worked in same capacity previous 3 campaigns at short-season Salem-Keizer (1998-2000)...prior to joining Giants, served as coach in Houston Astros system, including at double-A Jackson in 1997...played professionally for 9 seasons with Astros (1985-91) and New York Mets (1992-93) organizations...was originally 2nd round selection by Houston in 1985 draft...resides in Keizer, OR...

Maximo Leon – Pitching Coach

Begins his 2nd season with Giants organization in 2002 and 2nd as pitching coach for club's rookie level Arizona affiliate...previously coached in Los Angeles Dodgers system, working at rookie-level Great Falls in 1998 and short-season Yakima in 1999...won over 250 games in Mexican League as right-handed hurler, earning selection into Hall of Fame...pitched five seasons for Atlanta Braves farm system, beginning in 1974...resides in Hermosillo, Sonora, Mexico...

Leo Garcia – Hitting Coach

Will open his 3rd season with Giants organization in 2002, working with hitters for club's rookie level Arizona affiliate...also held position in 2001, after beginning San Francisco career as coach at Dominican League Santo Domingo squad in 2000...is former outfielder who played with Chicago White Sox, Cincinnati Reds, Detroit Tigers and Kansas City Royals organizations, as well as in Taiwan and Mexico...saw big league action with Reds in 1987 and '88, batting lifetime .172 with 1 home run in 54 ML contests...is native of Santiago, DR and currently resides in Hamilton, OH...

Katsunori Masumoto – Athletic Trainer

Begins 2nd full-time campaign with organization, after having helped major league club as intern in 1999 and 2000...was head trainer at club's single-A San Jose affiliate in 2001...native of Funabashi, Japan, originally came to the United States in 1997...graduated from Obirin University (Tokyo, Japan), earning English degree...studied Kinesiology while attending Foothill (Los Altos, CA) College...resides in Mountain View, CA...

Arizona Giants (Arizona League)

2001 Regular Season Record: 29-27

BATTERS	AVG	G	AB	R	H	TB	2B	3B	HR	RBI	SH	SF	HP	BB	IB	SO	CS	DP	SLG	—GAMES BY POSITION—									
																				OBP	1B	2B	3B	SS	OF	C	E		
Cabrera, Andres	.143	7	7	0	1	1	0	0	0	1	0	0	0	0	0	4	0	0	.143	143	0	0	0	0	4	0	0		
Cabrera, Leonel	.322	46	205	45	66	87	14	2	1	31	1	2	2	6	0	22	12	1	3	424	344	0	34	0	10	0	10		
Ciesluk, Chris	.253	51	170	22	43	52	3	3	0	17	2	2	3	17	0	31	4	1	306	328	0	42	1	1	0	9			
*Cieto, Carlos	.262	54	214	38	56	77	10	4	1	35	0	2	2	18	0	55	6	1	5	260	322	0	1	0	50	0	8		
D'Jesus, Francisco	.250	45	160	16	40	55	4	1	3	20	0	2	3	4	0	32	0	2	3	344	278	1	1	0	0	32	0		
*Davis, Ryan	.285	54	193	23	55	70	11	2	0	20	0	3	4	19	0	34	6	2	3	363	356	38	0	0	0	8	0	8	
Diaz, Randor	.286	16	21	3	6	7	1	0	0	2	1	0	0	3	0	6	1	0	0	333	375	8	0	2	0	0	0		
Garrido, Tomas	.252	40	131	17	33	36	3	0	0	8	0	0	5	2	0	19	3	0	6	275	290	0	0	5	32	0	0	7	
Gonzalez, Jose	.200	6	15	1	3	3	0	0	0	2	0	1	0	2	0	7	0	0	0	200	278	0	0	0	0	0	6	2	
Diaz, Randor	.279	56	222	28	62	78	10	3	0	22	0	2	5	8	0	28	10	6	7	351	316	0	0	0	0	56	0	1	
*Keating, Matt	.270	16	63	9	17	25	1	2	1	16	0	1	0	6	1	9	0	2	0	397	329	16	0	0	0	0	0	3	
#Maestralles, Peter	.255	26	94	12	24	33	5	2	0	6	1	1	1	8	1	17	5	2	0	351	317	0	8	5	0	8	0	2	
McAuliff, James	.335	43	173	41	58	81	14	3	1	18	0	0	2	23	0	35	6	3	0	468	419	0	0	0	0	43	0	3	
Montero, Roberto	.250	11	16	2	4	6	2	0	0	0	0	0	0	0	0	7	0	0	1	375	250	0	1	0	0	1	2	0	
#Morillo, Roberto	.200	5	5	1	1	0	0	0	0	0	0	0	1	0	0	3	0	0	0	200	333	0	0	0	1	0	1	0	
#Pinango, Ever	.164	21	55	5	9	9	0	0	0	3	4	1	0	3	0	11	1	3	2	164	203	0	3	7	0	11	0	1	
Ramirez, Alexander	.252	32	107	14	27	37	2	4	0	10	2	0	3	10	1	37	1	1	1	346	333	0	13	0	20	0	0	12	
*Williams, Jon	.324	39	136	24	44	66	7	3	3	26	0	3	5	16	1	14	1	1	2	485	406	0	0	0	0	0	23	5	

ARIZONA GIANTS continued

PITCHERS	W-L	PCT	ERA	G	GS	CG	SHO	GF	SV	IP	H	AB	TBF	R	ER	HR	SH	SF	HB	BB	IB	SO	WP	BK	OH	1H	2H
*Abreu, Jonathan	2-2	.500	4.79	23	0	0	0	4	1	35.2	40	140	155	20	19	1	0	2	2	11	0	32	1	0	0	0	0
*Bastardo, Jose	1-3	.250	5.19	18	0	0	0	6	0	17.1	16	68	88	14	10	3	0	0	0	20	0	24	1	0	0	0	0
Diaz, Randor	0-0	.000	0.00	1	0	0	0	0	0	1.0	0	3	3	0	0	0	0	0	0	0	0	0	0	0	0	0	0
Featherstone, Deron	2-1	.667	9.85	15	4	0	0	3	0	28.1	30	106	136	32	31	4	1	1	7	21	0	36	3	1	0	0	0
Garcia, Ruddy	0-0	.000	3.18	5	0	0	0	2	0	5.2	7	23	28	3	2	0	0	0	0	5	0	3	1	0	0	0	0
*Hannaman, Ryan	4-1	.800	2.00	11	11	0	0	0	0	54.0	34	187	227	14	12	1	2	2	5	31	0	67	2	5	0	0	0
Hannaway, Patrick	1-1	.500	2.70	12	0	0	0	2	0	13.1	13	48	61	5	4	0	2	1	1	9	0	7	2	0	0	0	0
King, Robert	2-0	1.000	5.29	12	1	0	0	2	0	17.0	21	69	78	11	10	1	0	0	2	7	0	19	4	0	0	0	0
*Liriano, Francisco	5-4	.556	3.63	13	12	0	0	0	0	62.0	51	220	246	26	25	3	1	0	1	24	0	67	6	3	0	0	0
*Matos, Raymond	4-3	.571	2.34	14	12	0	0	0	0	61.2	64	246	284	35	16	0	2	1	6	29	0	66	12	0	0	0	0
Nacar, Leslie	0-3	.000	2.56	23	0	0	0	17	5	31.2	31	121	135	10	9	3	1	1	1	11	1	36	4	0	0	0	0
Nacar, Jimmy	1-0	1.000	5.35	16	5	0	0	3	0	38.2	36	144	178	24	23	0	0	3	11	20	0	37	4	2	0	0	0
Ramirez, Hector	3-2	.600	2.90	25	1	0	0	11	3	40.1	33	145	163	13	13	0	3	2	1	12	1	21	2	1	0	0	0
Ramirez, Rafael	1-0	1.000	3.55	8	8	0	0	0	0	33.0	30	121	139	15	13	1	3	0	0	15	0	29	2	0	0	0	0
Rojas, Ramon	3-5	.375	3.45	27	0	0	0	6	0	47.0	45	184	209	22	18	3	3	1	6	15	0	28	1	1	0	0	0
Waddell, Jason	0-1	.000	3.00	1	1	0	0	0	0	6.0	8	25	26	3	2	0	0	0	1	0	0	3	0	0	0	0	0
Wells, Matt	0-1	.000	18.00	1	0	0	0	0	0	1.0	3	5	8	2	2	0	0	0	2	1	0	1	1	0	0	0	0
Worrell, Tim	0-0	.000	0.00	1	1	0	0	0	0	3.0	1	8	10	0	0	0	0	0	1	0	1	0	2	0	0	0	0

* left-handed # switch hitter

Giants #1 June Draft Picks

1965—Alan Gallagher (IF)	1984—Alan Cockrell (OF)
1966—Bob Reynolds (RHP)	1985—Will Clark (IF)
1967—Dave Rader (C)	1986—Matt Williams (IF)
1968—Gary Matthews (OF)	1987—Mike Remlinger (LHP)
1969—Mike Phillips (IF)	1988—Royce Clayton (IF)
1970—John D'Acquisto (RHP)	1989—Steve Hosey (OF)
1971—Frank Riccelli (LHP)	1990—Adam Hyzdu (OF)
1972—Rob Dressler (RHP)	1991—None
1973—Johnnie LeMaster (IF)	1992—Calvin Murray (OF)
1974—Terry Lee (IF)	1993—Steve Soderstrom (RHP)
1975—Ted Barnicle (LHP)	1994—Dante Powell (OF)
1976—Mark Kuecker (IF)	1995—Joe Fontenot (RHP)
1977—Craig Landis (IF)	1996—Matt White (RHP)
1978—Bob Cummings (C)	1997—Jason Grilli (RHP)
1979—Scott Garrelts (RHP)	1998—Tony Torcato (IF)
1980—Jessie Reid (OF)	1999—Kurt Ainsworth (RHP)
1981—Mark Grant (RHP)	2000—Boof Bonser (RHP)
1982—Steve Stanicek (IF)	2001—Brad Hennessey (RHP)
1983—Jeff Robinson (RHP)	

2002 Giants Minor League Players

ABREU, Jonathan

LHP

Born: November 12, 1982, Santo Domingo, DR
Bats: Left **Throws:** Left **Height:** 6-0 **Weight:** 160
Resides: Santo Domingo, DR
How Obtained: Signed by Giants as non-drafted free agent, March 7, 2000.
First Pro Year: 2000

Year	Club	W-L	ERA	G	GS	CG	SHO	SV	IP	H	R	ER	HR	HB	BB	SO	WP	BK
2000	ARL-Giants	0-1	5.79	8	0	0	0	0	14.0	21	16	9	0	2	7	12	1	0
2001	ARL-Giants	2-2	4.93	23	0	0	0	1	34.2	39	20	19	1	2	10	31	1	0
Minor League Totals		2-3	5.18	31	0	0	0	1	48.2	60	36	28	1	4	17	43	2	0

ALEXANDER, Kevin

IF

Born: September 15, 1980, Eugene, OR
Bats: Right **Throws:** Right **Height:** 5-10 **Weight:** 162
Resides: Eugene, OR
How Obtained: Giants #26 selection in June, 1999 draft. Signed by Matt Nerland.
First Pro Year: 2000

Graduated from North Eugene (OR) High School...attended Modesto (CA) Junior College...single

Year	Club	AVG	G	AB	R	H	2B	3B	HR	RBI	SH	SF	HP	BB	SO	SB	CS	E
2000	ARL-Giants	.419	14	43	8	18	1	0	1	8	2	0	0	9	5	4	1	3
	Salem-Keizer	.182	24	66	6	12	1	0	0	4	1	0	1	17	9	0	2	6
	San Jose	.167	2	6	0	1	0	0	0	0	0	0	0	1	1	0	1	0
2001	Hagerstown	.229	83	266	25	61	14	1	2	30	10	1	2	25	58	5	1	7
Minor League Totals		.241	123	381	39	921	16	1	3	42	13	1	3	52	73	9	5	16

ALFANO, Jeffrey Tucker (Jeff)

RHP

Born: August 16, 1976, Amarillo, TX
Bats: Right **Throws:** Right **Height:** 6-3 **Weight:** 195
Resides: Visalia, CA
How Obtained: Signed by Giants as free agent, Sept. 26, 2000.
First Pro Year: 1996

Attended Fresno (CA) City College...originally #4 selection by Milwaukee Brewers in June, 1995 draft...released by Milwaukee, Aug. 13, 2000...initially a catcher, converted to pitcher in middle of 2001 season...single

Year	Club	W-L	ERA	G	GS	CG	SHO	SV	IP	H	R	ER	HR	HB	BB	SO	WP	BK
2001	San Jose	0-0	5.63	8	0	0	0	0	8.0	8	8	5	1	1	5	5	2	0
	Shreveport	0-0	0.00	1	0	0	0	0	1.0	0	0	0	0	0	1	0	0	0
Minor League Totals		0-0	5.00	9	0	0	0	0	9.0	8	8	5	1	1	6	5	2	0

Year	Club	AVG	G	AB	R	H	2B	3B	HR	RBI	SH	SF	HP	BB	SO	SB	CS	E
1996	Ogden	.283	45	159	29	45	9	0	4	29	2	2	4	12	30	2	2	8
1997	Beloit	.231	37	121	14	28	3	2	2	16	1	1	7	9	32	3	1	10
	Ogden	.360	46	175	39	63	12	4	7	29	0	1	4	17	31	9	4	4
1998	Stockton	.242	113	389	39	94	21	1	4	40	0	1	6	37	93	7	4	22
1999	Huntsville	.247	83	247	20	61	15	0	5	31	0	0	6	35	65	4	1	7
2000	Mudville	.232	22	69	9	16	4	1	1	10	0	0	1	5	18	1	0	1
2001	San Jose	.213	56	164	15	35	7	0	6	22	2	1	5	10	57	0	3	6
Minor League Totals		.258	402	1324	165	342	71	8	29	177	5	6	33	125	326	26	15	58

San Francisco Giants Affiliates

Teams	League	Years
Fresno (AAA)	PCL	1998-present
Shreveport (AA)	TEX	1977-present
San Jose (A)	CAL	1988-present
Hagerstown (A)	SAL	2001-present
Salem-Keizer (Short-Season A)	NWL	1997-present
Arizona Rookie League Giants	ARL	2000-present
Dominican Summer League Giants	DSL	1987-present

ALLEN, Jeffrey Todd (Jeff)**OF****Born:** June 8, 1976, Newton, NJ**Resides:** Walnut Creek, CA**Bats:** Right**Throws:** Right**Height:** 6-1**Weight:** 190**How Obtained:** Giants #15 selection in June, 1998 draft. Signed by Mike Keenan.**First Pro Year:** 1998

Graduated from Downers Grove North (IL) High School...attended Illinois St. University...single.

Year	Club	AVG	G	AB	R	H	2B	3B	HR	RBI	SH	SF	HP	BB	SO	SB	CS	E
1998	Salem-Keizer	.293	60	215	47	63	10	5	11	47	1	2	5	33	64	10	5	1
1999	Bakersfield	.265	130	480	80	127	32	3	10	65	0	4	10	47	130	24	5	5
2000	Shreveport	.237	128	447	40	106	23	2	7	52	3	5	4	26	97	8	10	4
2001	Shreveport	.217	20	60	5	13	2	0	0	8	0	1	0	10	16	0	1	1
	San Jose	.305	99	371	60	113	19	4	14	61	1	2	12	43	103	12	5	7
Minor League Totals		.268	437	1573	232	422	86	14	42	233	5	14	31	159	410	54	26	17

ANDERSON, Keith W.**C****Born:** January 6, 1979, Escondido, CA**Resides:** Escondido, CA**Bats:** Right**Throws:** Right**Height:** 6-1**Weight:** 205**How Obtained:** Giants #27 selection in June, 2001 draft. Signed by Doug Mapson.**First Pro Year:** 2001

Attended Cal-Poly San Luis Obispo University...single.

Year	Club	AVG	G	AB	R	H	2B	3B	HR	RBI	SH	SF	HP	BB	SO	SB	CS	E
2001	Salem-Keizer	.206	57	155	18	32	9	0	4	21	3	1	3	18	34	1	0	6

ANDRA, Jeffrey Louis (Jeff)**LHP****Born:** September 9, 1975, Shawnee, KS**Resides:** Lenexa, KS**Bats:** Left**Throws:** Left**Height:** 6-5**Weight:** 210**How Obtained:** Giants #3 selection in June 1997 draft. Signed by Todd Thomas.**First Pro Year:** 1997

Graduated from Shawnee Mission (KS) High School and Oklahoma University (B.A. in business management)... was added to Giants 40-man roster prior to 2001 season...cleared waivers and was outrighted to minors, Sept. 3, 2001...single.

Year	Club	W-L	ERA	G	GS	CG	SHO	SV	IP	H	R	ER	HR	HB	BB	SO	WP	BK
1997	Salem-Keizer	3-1	2.03	8	8	0	0	0	44.1	39	21	10	3	1	10	58	4	0
	San Jose	1-4	6.98	6	6	0	0	0	29.2	36	25	23	2	4	11	29	2	2
1998	San Jose	8-2	3.32	15	15	2	1	0	86.2	75	36	32	2	2	28	80	5	1
1999	San Jose	4-2	4.50	13	7	0	0	0	50.0	54	28	25	3	0	19	54	3	1
2000	Shreveport	6-6	3.84	17	17	0	0	0	91.1	106	51	39	6	1	35	64	1	0
	Fresno	0-3	8.73	7	7	0	0	0	33.0	49	35	32	9	1	24	16	1	0
2001	Shreveport	3-9	4.68	18	18	0	0	0	98.0	116	59	51	11	1	32	57	5	0
	Fresno	1-3	6.38	9	6	0	0	0	36.2	50	32	26	8	1	14	22	4	0
Minor League Totals		26-30	4.56	93	84	2	1	0	469.2	525	287	238	44	11	173	380	25	4

ASHLOCK, CHAD**RHP****Born:** July 17, 1978, Oklahoma City, OK**Resides:** Edmond, OK**Bats:** Right**Throws:** Right**Height:** 6-2**Weight:** 200**How Obtained:** Giants #6 selection in June, 2000 draft. Signed by Todd Thomas.**First Pro Year:** 2000

Attended University of Texas and Southern Nazarene (Bethany, OK) University...Giants #45 selection in June, 1999 draft, but did not sign...named Howe Sportsdata's Northwest League Pitcher of the Week for July 9-15, 2001...single.

Year	Club	W-L	ERA	G	GS	CG	SHO	SV	IP	H	R	ER	HR	HB	BB	SO	WP	BK
2000	Salem-Keizer	0-0	2.25	2	2	0	0	0	4.0	5	2	1	0	0	4	2	1	0
2001	Salem-Keizer	4-3	4.44	11	10	0	0	0	46.2	46	26	23	4	0	15	39	1	0
Minor League Totals		4-3	4.26	13	12	0	0	0	50.2	51	28	24	4	0	19	41	2	0

ATHAS, Jamie**IF****Born:** October 14, 1979, Holyoke, MA**Resides:** Winston-Salem, NC**Bats:** Left **Throws:** Right**Height:** 6-2 **Weight:** 190**How Obtained:** Giants #7 selection in June, 2001 draft. Signed by Bobby Myrick.**First Pro Year:** 2001

Attended Wake Forest University...single.

Year	Club	AVG	G	AB	R	H	2B	3B	HR	RBI	SH	SF	HP	BB	SO	SB	CS	E
2001	Hagerstown	.274	65	234	44	64	10	3	2	28	6	0	5	31	55	17	5	12

BASTARDO, Jose D.**LHP****Born:** June 25, 1981, San Pedro de Macoris, DR**Resides:** San Pedro de Macoris, DR**Bats:** Left **Throws:** Left**Height:** 6-2 **Weight:** 180**How Obtained:** Signed by Giants as non-drafted free agent, Nov. 19, 1997.**First Pro Year:** 1998

Year	Club	W-L	ERA	G	GS	CG	SHO	SV	IP	H	R	ER	HR	HB	BB	SO	WP	BK
1998	DSL-Giants	0-4	5.19	14	8	0	0	1	43.1	37	31	25	2	1	42	28	3	1
1999	DSL-Giants	2-4	7.49	27	0	0	0	0	33.2	36	39	28	3	6	39	39	11	0
2000	ARL-Giants	0-0	18.47	6	0	0	0	0	6.1	6	14	13	0	2	14	7	1	0
2001	ARL-Giants	1-3	5.19	18	0	0	0	0	17.1	16	14	10	3	0	20	24	1	0
Minor League Totals		3-11	6.79	65	8	0	0	1	100.2	95	98	76	8	9	115	98	16	1

BELL, Derek**IF****Born:** September 22, 1976, Corpus Christi, TX**Resides:** Rohnert Park, CA**Bats:** Both **Throws:** Right**Height:** 6-1 **Weight:** 195**How Obtained:** Signed by Giants as non-drafted free agent, May 13, 2000.**First Pro Year:** 2000

Attended Sonoma State (Rohnert Park, CA) University...single.

Year	Club	AVG	G	AB	R	H	2B	3B	HR	RBI	SH	SF	HP	BB	SO	SB	CS	E
2000	Salem-Keizer	.245	66	204	30	50	12	3	3	37	0	6	4	37	39	4	1	10
2001	Hagerstown	.252	111	381	50	96	30	2	2	49	3	6	2	62	76	1	3	15
Minor League Totals		.250	177	585	80	146	42	5	5	86	3	12	6	99	115	5	4	25

BENAVIDEZ, Julian S.**IF****Born:** April 14, 1982, Oakland, CA**Resides:** Oakland, CA**Bats:** Right **Throws:** Right**Height:** 6-2 **Weight:** 215**How Obtained:** Giants #3 selection in June, 2001 draft. Signed by Matt Nerland.**First Pro Year:** 2001

Attended Diablo Valley (Pleasant Hill, CA) Junior College...named Howe Sportsdata's Northwest League Player of the Week for July 16-22, 2001...single.

Year	Club	AVG	G	AB	R	H	2B	3B	HR	RBI	SH	SF	HP	BB	SO	SB	CS	E
2001	Salem-Keizer	.319	50	188	36	60	12	1	9	39	0	2	1	24	54	2	1	9

BENJAMIN, Petersen R.**RHP****Born:** October 2, 1978, Gainesville, FL**Resides:** Boca Raton, FL**Bats:** Right **Throws:** Right**Height:** 6-4 **Weight:** 210**How Obtained:** Giants #23 selection in June, 2001 draft. Signed by Charlie Gonzalez.**First Pro Year:** 2001

Attended Florida Atlantic University (Boca Raton, FL)...single.

Year	Club	W-L	ERA	G	GS	CG	SHO	SV	IP	H	R	ER	HR	HB	BB	SO	WP	BK
2001	Salem-Keizer	3-1	3.23	15	5	0	0	1	55.2	51	24	20	2	1	7	50	3	0

BERAS, Juan C.**RHP****Born:** September 24, 1982, San Pedro de Macoris, DR **Resides:** San Pedro de Macoris, DR**Bats:** Right **Throws:** Right **Height:** 6-2 **Weight:** 200**How Obtained:** Giants #6 selection in June, 2000 draft. Signed by Todd Thomas.**First Pro Year:** 2000

Year	Club	W-L	ERA	G	GS	CG	SHO	SV	IP	H	R	ER	HR	HB	BB	SO	WP	BK
2000	DSL-Giants	1-3	3.02	16	1	0	0	1	50.2	43	24	17	2	3	27	63	4	1
2001	DSL-Giants	2-3	3.86	30	0	0	0	5	44.1	43	27	19	0	8	24	50	3	0
Minor League Totals		3-6	3.41	46	1	0	0	6	95.0	86	51	36	2	11	51	113	7	1

BETANCE, Jose M.**RHP****Born:** Santo Domingo, DR**Resides:** Santo Domingo, DR**Bats:** Right **Throws:** Right **Height:** 6-3 **Weight:** 188**How Obtained:** Signed by Giants as non-drafted free agent, March 7, 2000.**First Pro Year:** 2000

Year	Club	W-L	ERA	G	GS	CG	SHO	SV	IP	H	R	ER	HR	HB	BB	SO	WP	BK
2000	DSL-Giants	0-2	8.31	12	3	0	0	0	17.1	25	22	16	3	2	18	7	1	1
2001	DSL-Giants	1-1	4.08	10	1	0	0	0	17.2	18	13	8	0	2	11	8	1	0
Minor League Totals		1-3	6.17	22	4	0	0	0	35.0	43	35	24	3	4	29	15	2	1

BONSER, Boof**RHP****Born:** October 14, 1981, St. Petersburg, FL**Resides:** Pinellas Park, FL**Bats:** Right **Throws:** Right **Height:** 6-4 **Weight:** 230**How Obtained:** Giants #1 selection (21st pick overall) in June, 2000 draft. Signed by Alan Marr.**First Pro Year:** 2000

Graduated from Gibbs (St. Petersburg, FL) Senior High School...was Pinellas County (FL) High School Player of Year in 2000...named South Atlantic League Most Valuable Pitcher and Post-Season All-Star in 2001, pacing circuit in wins, while ranking 2nd in strikeouts and 6th in ERA...single.

Year	Club	W-L	ERA	G	GS	CG	SHO	SV	IP	H	R	ER	HR	HB	BB	SO	WP	BK
2000	Salem-Keizer	1-4	6.00	10	9	0	0	0	33.0	21	23	22	2	1	29	41	4	0
2001	Hagerstown	16-4	2.49	27	27	0	0	0	134.0	91	40	37	7	9	61	178	10	1
Minor League Totals		17-8	3.18	37	36	0	0	0	167.0	112	63	59	9	10	90	219	14	1

BROUS, David Lawerance**LHP****Born:** March 9, 1980, Crescent City, CA**Resides:** Crescent City, CA**Bats:** Left **Throws:** Left **Height:** 6-2 **Weight:** 195**How Obtained:** Giants #18 selection in June 1998 draft. Signed by Matt Nerland (June 11, 1999).**First Pro Year:** 1999

Graduated from Del Norte (Eureka, CA) High School in 1998...attended College of the Redwoods (Eureka, CA)...missed 1999 campaign after undergoing "Tommy John" surgery on left elbow...was added to Giants 40-man roster prior to 2001 campaign...cleared waivers and was outrighted to minors, Nov. 10, 2001...single.

Year	Club	W-L	ERA	G	GS	CG	SHO	SV	IP	H	R	ER	HR	HB	BB	SO	WP	BK
1999	Salem-Keizer	— Injured, Did Not Pitch —																
2000	San Jose	1-3	4.59	9	7	0	0	0	33.1	26	17	17	1	0	23	25	2	1
2001	San Jose	2-4	6.19	11	9	0	0	0	32.0	28	25	22	2	4	36	18	4	0
	Hagerstown	0-1	3.58	20	0	0	0	3	32.2	30	18	13	3	5	29	21	6	0
Minor League Totals		3-8	4.78	40	16	0	0	3	98.0	84	60	52	6	9	88	64	12	1

BROWN, Elliot E.**RHP****Born:** June 7, 1975, Metairie, LA**Resides:** Metairie, LA**Bats:** Both**Throws:** Right**Height:** 6-2**Weight:** 191**How Obtained:** Selected by Giants from Tampa Bay Devil Rays in minor league Rule V draft, December 11, 2000.**First Pro Year:** 1997

Attended Wallace State (Hanceville, AL) College and Auburn University...originally #6 selection by Tampa Bay in June, 1996 draft...previously #42 selection by Milwaukee Brewers in June, 1994 draft, but did not sign...single.

Year	Club	W-L	ERA	G	GS	CG	SHO	SV	IP	H	R	ER	HR	HB	BB	SO	WP	BK
1997	Charleston-SC	5-8	4.32	33	16	0	0	3	118.2	117	73	57	11	8	45	86	12	0
1998	Charleston-SC	2-7	4.96	40	15	0	0	0	107.0	123	72	59	10	10	40	59	8	1
1999	St. Petersburg	5-3	2.67	38	0	0	0	3	57.1	44	20	17	1	3	14	42	5	0
	Orlando	0-2	7.71	10	1	0	0	0	18.2	25	18	16	2	0	12	12	3	0
2000	Orlando	3-4	4.77	45	0	0	0	1	71.2	75	44	38	5	8	24	39	5	0
	Durham	0-1	9.00	1	0	0	0	0	1.0	1	1	1	1	0	2	0	1	0
2001	Shreveport	0-8	4.50	14	10	0	0	0	62.0	77	50	31	6	2	17	28	2	1
	San Jose	3-0	0.93	5	5	0	0	0	29.0	15	3	3	1	0	7	26	1	0
	Fresno	2-2	7.86	8	7	0	0	0	34.1	61	32	30	4	4	18	21	1	0
Minor League Totals		21-35	4.54	194	54	0	0	7	499.2	538	313	252	41	35	179	313	38	2

BURRES, Brian**LHP****Born:** April 8, 1981, Oregon City, OR**Resides:** Clackamas, OR**Bats:** Left**Throws:** Left**Height:** 6-1**Weight:** 175**How Obtained:** Giants #31 selection in June, 2000 draft. Signed by John Shafer (May 26, 2001).**First Pro Year:** 2001

Attended Mt. Hood (OR) Community College...single.

Year	Club	W-L	ERA	G	GS	CG	SHO	SV	IP	H	R	ER	HR	HB	BB	SO	WP	BK
2001	Salem-Keizer	3-1	3.10	14	6	0	0	1	40.2	43	20	14	2	1	11	38	5	0

BYAS, Michael Wayne**OF****Born:** April 21, 1976, St. Louis, MO**Resides:** Chesterfield, MO**Bats:** Both**Throws:** Right**Height:** 6-0**Weight:** 170**How Obtained:** Giants #15 selection in June, 1997 draft. Signed by Todd Thomas.**First Pro Year:** 1997

Graduated from Parkway Central (Chesterfield, MO) High School...attended Southwest Missouri State University...made 1998 in-season California League All-Star team...led Northwest League in steals during 1997 campaign...named to Texas League in-season All-Star team in 1999...was non-roster invitee to Major League Spring Training in 2000...single.

Year	Club	AVG	G	AB	R	H	2B	3B	HR	RBI	SH	SF	HP	BB	SO	SB	CS	E
1997	Salem-Keizer	.276	71	290	68	80	9	1	0	16	1	0	2	48	44	51	9	3
1998	San Jose	.251	135	521	87	131	10	2	1	36	2	5	0	81	98	30	22	4
1999	Shreveport	.271	129	487	76	132	9	1	0	41	3	0	1	68	79	31	15	5
	Fresno	.364	5	22	4	8	2	0	0	2	0	0	0	5	4	2	1	0
2000	Fresno	.264	135	516	84	136	10	1	2	34	5	2	1	78	89	36	18	10
2001	Fresno	.190	17	21	4	4	1	0	0	1	3	0	0	7	5	0	0	0
	Shreveport	.266	83	316	55	84	13	2	0	25	5	3	3	49	57	21	10	3
Minor League Totals		.265	575	2173	378	575	54	7	3	155	19	10	7	336	376	171	75	25

CABRERA, Andres G.**OF****Born:** April 10, 1984, San Pedro de Macoris, DR**Resides:** San Pedro de Macoris, DR**Bats:** Right**Throws:** Right**Height:** 6-0**Weight:** 180**How Obtained:** Signed by Giants as non-drafted free agent, Jan. 18, 2001.**First Pro Year:** 2001

Year	Club	AVG	G	AB	R	H	2B	3B	HR	RBI	SH	SF	HP	BB	SO	SB	CS	E
2001	ARL-Giants	.143	7	7	0	1	0	0	0	1	0	0	0	0	0	4	0	0

CABRERA, Leonel**IF****Born:** January 10, 1981, Palenque, DR**Resides:** Santo Domingo, DR**Bats:** Right**Throws:** Right**Height:** 6-1**Weight:** 165**How Obtained:** Signed by Giants as non-drafted free agent, May 20, 1998.**First Pro Year:** 1998

Named to Arizona League Post-Season All-Star squad in 2001...single.

Year	Club	AVG	G	AB	R	H	2B	3B	HR	RBI	SH	SF	HP	BB	SO	SB	CS	E
1998	DSL-Giants	.226	37	106	8	24	4	1	0	4	2	0	4	8	20	1	1	—
1999	DSL-Giants	.309	65	246	34	76	10	1	0	37	5	2	6	13	36	18	8	—
2000	ARL-Giants	.295	39	112	14	33	6	2	0	9	3	3	0	5	17	6	3	9
2001	ARL-Giants	.322	46	205	45	66	14	2	1	31	1	2	2	6	22	12	1	10
	Hagerstown	.300	10	30	8	9	1	0	0	1	1	0	0	1	7	3	3	0
Minor League Totals		.298	197	699	109	208	35	6	1	82	12	7	12	33	102	40	16	—

CANNON, Jonathan Richard (Jon)**LHP****Born:** January 1, 1975, Sun Valley, ID**Resides:** Los Altos, CA**Bats:** Right**Throws:** Left**Height:** 6-3**Weight:** 200**How Obtained:** Signed by Giants as free agent, April 28, 2001.**First Pro Year:** 1996

Attended Canada (Redwood City, CA) College...originally #7 selection by Chicago Cubs in June, 1996 draft...released by Cubs, March 31, 2001...single.

Year	Club	W-L	ERA	G	GS	CG	SHO	SV	IP	H	R	ER	HR	HB	BB	SO	WP	BK
1996	Williamsport	6-4	3.02	14	13	0	0	0	83.1	61	31	28	6	3	26	66	2	5
1997	Rockford	9-6	3.13	24	20	1	0	0	129.1	110	53	45	13	7	50	130	16	3
	Daytona	1-0	1.32	2	2	0	0	0	13.2	7	2	2	1	0	10	13	0	0
1998	Daytona	0-3	3.73	7	7	1	0	0	31.1	37	22	13	1	0	12	28	1	0
1999	Daytona	3-5	4.42	33	11	1	0	0	95.2	83	55	47	8	10	66	77	6	2
2000	West Tennessee	1-2	3.06	32	1	0	0	1	53.0	35	19	18	4	2	31	44	1	0
	Daytona	0-0	0.00	7	1	0	0	1	16.1	7	0	0	0	0	7	11	1	0
2001	San Jose	3-1	3.24	22	0	0	0	2	41.2	36	17	15	2	3	18	48	4	0
	Shreveport	2-0	3.19	17	2	0	0	1	36.2	23	15	13	4	2	19	39	1	1
Minor League Totals		25-21	3.25	158	57	3	0	5	501.0	399	214	181	39	27	239	456	32	11

CASH, David**RHP****Born:** July 25, 1979, San Diego, CA**Resides:** Modesto, CA**Bats:** Right**Throws:** Right**Height:** 6-1**Weight:** 180**How Obtained:** Giants #6 selection in June, 2001 draft. Signed by Matt Nerland.**First Pro Year:** 2001

Attended University of California-Berkeley...single.

Year	Club	W-L	ERA	G	GS	CG	SHO	SV	IP	H	R	ER	HR	HB	BB	SO	WP	BK
2001	San Jose	4-0	2.08	20	0	0	0	1	39.0	23	9	9	4	3	17	46	3	0

CARTER, Bryan**OF****Born:** February 25, 1978, Cincinnati, OH**Resides:** Frostproof, FL**Bats:** Left**Throws:** Left**Height:** 6-0**Weight:** 194**How Obtained:** Giants #42 selection in June, 2000 draft. Signed by Alan Marr.**First Pro Year:** 2000

Attended Embry-Riddle (Daytona Beach, FL) Aeronautical University...single.

Year	Club	AVG	G	AB	R	H	2B	3B	HR	RBI	SH	SF	HP	BB	SO	SB	CS	E
2000	Salem-Keizer	.265	63	226	24	60	8	2	3	28	2	0	3	20	37	13	3	0
2001	Hagerstown	.183	56	197	18	36	7	2	2	14	3	3	4	15	63	11	3	1
	Salem-Keizer	.223	67	238	36	53	12	1	6	31	2	1	6	22	46	13	5	4
Minor League Totals		.225	186	661	78	149	27	5	11	73	7	4	13	57	146	37	11	5

CARVAJAL, Jonny Rafael**IF****Born:** July 24, 1974, Barcelona, VZ**Resides:** Barcelona, VZ**Bats:** Right**Throws:** Right**Height:** 5-10**Weight:** 180**How Obtained:** Signed by Giants as free agent, April 13, 2001.**First Pro Year:** 1993

Originally signed by Cincinnati Reds as non-drafted free agent, Sept. 25, 1992...traded by Reds to Montreal Expos in exchange for LHP Gabe White, Dec. 15, 1995...traded by Expos to Arizona Diamondbacks in exchange for player to be named later (C. Todd Kasper), June 22, 2000...granted free agency, Oct. 15, 2000...single.

Year	Club	AVG	G	AB	R	H	2B	3B	HR	RBI	SH	SF	HP	BB	SO	SB	CS	E
1993	Princeton	.292	67	253	41	74	10	5	0	16	8	0	4	29	31	7	11	14
1994	Charleston-WV	.227	67	198	27	45	6	0	0	13	2	3	2	19	25	12	3	11
	Princeton	.271	53	218	35	59	10	4	2	29	5	3	5	14	38	31	11	14
1995	Charleston-WV	.263	135	486	78	128	18	5	0	42	4	4	6	58	77	44	19	19
1996	West Palm Beach	.237	114	426	50	101	18	0	2	38	7	4	6	44	73	14	16	23
	Harrisburg	.300	16	60	7	18	3	2	0	4	1	0	1	5	10	1	1	2
1997	Harrisburg	.259	116	378	36	98	12	1	1	31	4	3	4	27	66	10	7	23
1998	Harrisburg	.260	112	338	37	88	12	4	0	21	8	1	6	34	69	4	6	11
1999	Ottawa	.231	106	355	28	82	20	4	0	34	3	6	5	21	67	7	3	11
2000	Ottawa	.192	11	26	3	5	0	1	0	0	0	0	0	5	3	1	0	1
	Harrisburg	.247	24	73	8	18	7	0	1	11	0	1	1	7	12	2	1	1
	Tucson	.296	56	179	28	53	8	2	0	14	4	0	2	16	37	4	4	14
2001	San Jose	.261	113	448	57	117	20	1	4	50	8	8	3	31	70	14	7	24
Minor League Totals		.258	990	3438	435	886	144	29	10	303	54	33	45	310	578	151	89	168

CERDA, Jose**C****Born:** May 14, 1977, Fresno, CA**Resides:** Selma, CA**Bats:** Right**Throws:** Right**Height:** 6-2**Weight:** 215**How Obtained:****First Pro Year:** 2000

Attended Sonoma State (Rohnert Park, CA) University,, single.

Year	Club	AVG	G	AB	R	H	2B	3B	HR	RBI	SH	SF	HP	BB	SO	SB	CS	E
2000	Salem-Keizer	.232	17	56	8	13	3	0	1	5	0	0	0	6	15	1	0	3
2001	Hagerstown	.242	13	33	4	8	0	0	0	2	0	1	2	6	7	0	0	0
	San Jose	.218	30	87	10	19	4	2	0	3	2	0	3	4	25	0	0	2
Minor League Totals		.227	60	176	22	40	7	2	1	10	2	1	5	16	47	1	0	5

CHAVEZ, Angel A.**IF****Born:** July 22, 1981, David Chirigin, Panama**Resides:** David, Panama**Bats:** Right**Throws:** Right**Height:** 6-0**Weight:** 175**How Obtained:** Signed by Giants as non-drafted free agent, Oct. 30, 1998.**First Pro Year:** 1999

Year	Club	AVG	G	AB	R	H	2B	3B	HR	RBI	SH	SF	HP	BB	SO	SB	CS	E
1999	VSL-La Victoria	.344	52	186	40	64	12	1	14	49	0	2	1	15	32	11	3	—
2000	ARL-Giants	.276	7	29	2	8	0	1	1	7	1	0	0	1	5	1	1	0
2001	Hagerstown	.189	13	37	5	7	2	0	2	3	0	0	1	1	12	1	0	5
	San Jose	.244	84	316	37	77	22	2	3	28	5	3	1	16	60	10	4	16
Minor League Totals		.275	156	568	84	156	36	4	20	87	6	5	3	33	109	23	8	—

CHIARAMONTE, Giuseppe Carlo**C****Born:** February 19, 1976, Santa Cruz, CA**Resides:** Santa Cruz, CA**Bats:** Right**Throws:** Right**Height:** 6-0**Weight:** 200**How Obtained:** Giants #5 selection in June, 1997 draft. Signed by Doug McMillan.**First Pro Year:** 1997

Graduated from Soquel (Santa Cruz, CA) High School in 1994...attended Fresno State University, earning All-America honors in 1997...was added to Giants 40-man roster prior to 2000 campaign...cleared waivers and was outrighted to minors, Oct. 12, 2001...married (Christy Ouellette, Jan. 9, 1999).

Year	Club	AVG	G	AB	R	H	2B	3B	HR	RBI	SH	SF	HP	BB	SO	SB	CS	E
1997	San Jose	.229	64	223	29	51	11	1	12	44	0	3	4	25	58	0	0	4
1998	San Jose	.273	129	502	87	137	33	3	22	87	0	12	4	47	139	5	2	9
1999	Shreveport	.245	114	400	54	98	20	2	19	74	0	5	6	40	88	4	2	8
2000	Fresno	.255	122	443	70	113	30	6	24	79	1	3	3	47	81	2	1	8
2001	Fresno	.210	37	100	11	21	6	0	2	12	0	1	4	4	19	0	1	0
	Shreveport	.205	13	44	3	9	2	0	0	3	0	1	0	4	6	0	1	0
Minor League Totals		.251	479	1712	254	429	102	12	79	299	1	25	21	167	391	11	7	29

CIESLUK, Christopher A. (Chris)**IF****Born:** February 6, 1983, Brockton, MA**Resides:** Taunton, MA**Bats:** Right**Throws:** Right**Height:** 6-2**Weight:** 215**How Obtained:** Giants #31 selection in June, 2001 draft. Signed by Glenn Tufts.**First Pro Year:** 2001

Graduated from Taunton (MA) High School in 2001...single.

Year	Club	AVG	G	AB	R	H	2B	3B	HR	RBI	SH	SF	HP	BB	SO	SB	CS	E
2001	ARL-Giants	.253	51	170	22	43	3	3	0	17	2	2	3	17	31	4	1	9

CLARK, Douglas Dwyer**OF****Born:** March 5, 1976, Springfield, MA**Resides:** Springfield, MA**Bats:** Left**Throws:** Right**Height:** 6-2**Weight:** 205**How Obtained:** Giants #7 selection in June, 1998 draft. Signed by Glenn Tufts.**First Pro Year:** 1998

Graduated from Springfield (MA) Central High School...did not play baseball in high school, while starring in football...attended University of Massachusetts-Amherst, where he played both baseball and football...was non-roster spring invitee by Giants to big league camp in 2001...single.

Year	Club	AVG	G	AB	R	H	2B	3B	HR	RBI	SH	SF	HP	BB	SO	SB	CS	E
1998	Salem-Keizer	.335	59	227	49	76	8	6	3	41	1	1	3	32	31	12	8	5
1999	Bakersfield	.326	118	420	67	137	17	2	11	58	0	0	5	59	89	17	11	9
	Shreveport	.220	15	50	6	11	3	0	1	6	0	0	0	4	9	0	0	0
2000	Shreveport	.272	131	492	68	134	20	7	10	75	1	7	5	43	102	12	4	8
2001	Shreveport	.275	123	414	53	156	16	4	6	51	6	4	3	45	83	20	5	4
Minor League Totals		.294	446	1603	243	472	64	19	31	231	8	12	16	183	314	61	28	26

CLARK, Jeffrey A.**RHP****Born:** May 6, 1980, Norwich, CT**Resides:** Ledyard, CT**Bats:** Right**Throws:** Right**Height:** 6-6**Weight:** 240**How Obtained:** Giants #20 selection in June, 2000 draft. Signed by Glen Tufts.**First Pro Year:** 2000

Attended University of Connecticut (Avery Point) Junior College...named Howe Sportsdata's South Atlantic League Pitcher of the Week for July 26-Aug. 8, 2001...single.

Year	Club	W-L	ERA	G	GS	CG	SHO	SV	IP	H	R	ER	HR	HB	BB	SO	WP	BK
2000	ARL-Giants	2-5	5.56	11	11	0	0	0	56.2	66	41	35	2	9	19	35	0	0
	San Jose	0-0	2.25	2	0	0	0	0	4.0	2	1	1	0	0	0	8	1	0
2001	Hagerstown	14-9	3.65	27	27	0	0	0	148.0	152	72	60	18	10	15	131	4	0
Minor League Totals		16-14	4.14	40	38	0	0	0	208.2	220	114	96	20	19	25	174	5	0

CLETO, Carlos**OF**

Born: May 19, 1983, Santo Domingo, DR **Resides:** Santo Domingo, DR
Bats: Right **Throws:** Right **Height:** 6-1 **Weight:** 175
How Obtained: Signed by Giants as non-drafted free agent, January 1, 2001.
First Pro Year: 2001

Year	Club	AVG	G	AB	R	H	2B	3B	HR	RBI	SH	SF	HP	BB	SO	SB	CS	E
2001	ARL-Giants	.262	54	214	38	56	10	4	1	35	0	2	2	18	55	6	1	8

CORDIDO, Julio Cesar**IF**

Born: July 30, 1980, Caracas, Venezuela **Resides:** Caracas, Venezuela
Bats: Right **Throws:** Right **Height:** 6-1 **Weight:** 192
How Obtained: Signed by Giants as non-drafted free agent, March 27, 1997.
First Pro Year: 1997

Graduated from San Judas Tadeo (Caracas, VZ) High School... was non-roster spring invitee by Giants to big league camp in 2001...single.

Year	Club	AVG	G	AB	R	H	2B	3B	HR	RBI	SH	SF	HP	BB	SO	SB	CS	E
1997	VSL-Maracay	.321	12	28	4	9	1	0	2	5	0	1	0	1	3	0	0	—
1998	VSL-Guacara	.261	50	180	44	47	16	1	7	33	3	5	6	23	33	12	4	—
1999	Salem-Keizer	.264	70	242	36	64	10	2	1	28	2	1	4	29	44	8	4	16
2000	Bakersfield	.252	130	460	70	116	17	3	10	64	5	6	7	46	99	13	12	21
2001	Shreveport	.217	121	433	45	94	14	2	1	47	1	4	3	31	68	11	3	21
Minor League Totals		.246	383	1343	199	330	58	8	21	177	11	17	20	130	247	44	23	—

COX, Ryan T.**RHP**

Born: December 25, 1976, Effingham, IL **Resides:** Stewardson, IL
Bats: Right **Throws:** Right **Height:** 6-3 **Weight:** 195
How Obtained: Giants #5 selection in June, 1999 draft. Signed by Steve Arneri.
First Pro Year: 1999

Attended Southern Illinois University...named to Texas League In-Season All-Star squad in 2001...single.

Year	Club	W-L	ERA	G	GS	CG	SHO	SV	IP	H	R	ER	HR	HB	BB	SO	WP	BK
1999	Salem-Keizer	2-1	3.15	8	8	0	0	0	14.1	39	13	12	1	1	10	20	0	2
	Bakersfield	1-4	4.86	7	7	0	0	0	33.1	46	22	18	6	1	3	30	2	0
2000	San Jose	5-8	4.61	19	19	0	0	0	107.1	122	67	55	12	5	28	54	5	0
	Shreveport	2-2	8.10	7	7	0	0	0	33.1	53	35	30	5	3	5	24	0	0
	Fresno	0-0	18.00	1	0	0	0	0	1.0	3	2	2	0	0	0	1	1	0
2001	Shreveport	8-8	3.69	24	24	1	0	0	136.2	145	70	56	8	6	24	61	2	0
Minor League Totals		18-23	4.50	66	65	1	0	0	346.0	408	209	173	32	16	70	190	10	2

COZIER, Vance**RHP**

Born: September 26, 1977, St. Georges, Grenada **Resides:** Ajax, Ontario, Canada
Bats: Right **Throws:** Right **Height:** 6-6 **Weight:** 245
How Obtained: Giants #17 selection in June, 1999 draft. Signed by Alan Marr.
First Pro Year: 1999

Attended St. Bonaventure (NY) University...named Howe Sportsdata's California League Pitcher of the Week for Aug. 6-12, 2001...single.

Year	Club	W-L	ERA	G	GS	CG	SHO	SV	IP	H	R	ER	HR	HB	BB	SO	WP	BK
1999	Salem-Keizer	5-4	4.57	15	10	0	0	0	61.0	61	34	31	4	2	24	46	1	0
2000	Bakersfield	10-8	3.89	28	28	0	0	0	150.1	164	82	65	6	4	61	106	6	2
2001	San Jose	15-7	3.61	30	29	1	0	0	169.2	158	71	68	17	6	45	98	9	0
Minor League Totals		30-19	3.87	73	67	1	0	0	381.0	383	187	164	27	12	130	250	16	2

CRABTREE, Robert Henry III**RHP****Born:** November 25, 1972, La Mirada, CA**Resides:** Bakersfield, CA**Bats:** Right**Throws:** Right**Height:** 6-1**Weight:** 175**How Obtained:** Giants #21 selection in June, 1996 draft. Signed by John Shafer.**First Pro Year:** 1996

Graduated from Savanna (Anaheim, CA) High School in 1992...attended Cypress (CA) Junior College and California State University-Northridge...led Cypress to California's Junior College state title...helped Northridge to 1996 Western Athletic Conference Championship...was on Giants 40-man roster prior to 1999 season and through 2001 campaign, going to big league spring camp each of three seasons...led Pacific Coast League in appearances in 2001, while ranking 3rd in circuit in 2000 for ERA...married (April Lares, Nov. 4, 2000).

Year	Club	W-L	ERA	G	GS	CG	SHO	SV	IP	H	R	ER	HR	HB	BB	SO	WP	BK
1996	Bellingham	3-3	2.77	28	0	0	0	4	52.0	38	18	16	8	0	14	72	3	0
1997	Bakersfield	7-7	5.13	45	9	1	0	1	112.1	124	77	64	10	5	59	116	12	1
1998	San Jose	6-1	0.99	24	0	0	0	2	54.1	39	6	6	0	3	8	67	1	0
	Shreveport	2-0	1.67	26	0	0	0	4	54.0	30	11	10	4	2	16	56	2	0
	Fresno	0-0	11.57	3	1	0	0	0	4.2	8	7	6	1	1	2	10	0	0
1999	Fresno	1-4	5.24	22	1	0	0	1	34.1	37	23	20	2	0	10	40	3	0
	Shreveport	4-2	2.56	36	0	0	0	2	63.1	50	21	18	2	0	18	65	3	0
2000	Fresno	5-6	3.81	63	0	0	0	8	127.2	126	67	54	8	7	31	116	2	0
2001	Fresno	8-10	3.69	63	0	0	0	6	114.2	115	56	47	11	1	34	99	3	0
Minor League Totals		36-33	3.51	310	11	1	0	28	617.1	567	286	241	46	19	192	641	29	1

CRAM, Joshua A. (Josh)**RHP****Born:** August 22, 1980, Edmonds, WA**Resides:** Edmonds, WA**Bats:** Right**Throws:** Right**Height:** 6-2**Weight:** 200**How Obtained:** Giants #4 selection in June, 2001 draft. Signed by Lee Elder.**First Pro Year:** 2001

Attended Clemson University...single.

Year	Club	W-L	ERA	G	GS	CG	SHO	SV	IP	H	R	ER	HR	HB	BB	SO	WP	BK
2001	Salem-Keizer	5-2	3.03	19	0	0	0	0	35.2	41	16	12	3	2	10	34	4	1

CUNNINGHAM, Jeremy D.**RHP****Born:** August 4, 1978, Santa Clara, CA**Resides:** Cupertino, CA**Bats:** Right**Throws:** Right**Height:** 6-5**Weight:** 190**How Obtained:** Giants #5 selection in June, 1999 draft. Signed by Steve Armien.**First Pro Year:** 1999

Attended Cal-Poly San Luis Obispo University...single.

Year	Club	W-L	ERA	G	GS	CG	SHO	SV	IP	H	R	ER	HR	HB	BB	SO	WP	BK
1999	Salem-Keizer	0-2	4.70	7	5	0	0	1	15.1	25	11	8	0	1	6	13	0	0
2000	San Jose	5-14	5.94	34	19	0	0	0	133.1	169	105	88	8	9	61	90	21	4
2001	Hagerstown	1-1	5.89	10	0	0	0	0	18.1	23	16	12	3	2	7	17	0	0
Minor League Totals		6-17	5.82	51	24	0	0	1	167.0	217	132	108	11	12	74	120	21	4

DAELEY, Scott Edward**OF****Born:** February 25, 1977, Long Beach, CA**Resides:** Orange, CA**Bats:** Right**Throws:** Right**Height:** 5-10**Weight:** 178**How Obtained:** Giants #31 selection in June, 1999 draft. Signed by Bobby Myrick.**First Pro Year:** 1999

Attended Wake Forest University...single.

Year	Club	AVG	G	AB	R	H	2B	3B	HR	RBI	SH	SF	HP	BB	SO	SB	CS	E
1999	Salem-Keizer	.246	69	268	42	66	12	1	0	22	6	3	1	43	29	29	9	2
	San Jose	.222	2	9	1	2	0	0	0	0	0	0	0	2	1	0	0	0
2000	San Jose	.263	106	418	83	110	20	2	1	44	6	2	8	64	71	33	12	7
	Shreveport	.000	3	2	1	0	0	0	0	0	0	0	0	0	1	0	0	0
2001	San Jose	.226	114	411	77	93	14	1	3	29	9	2	6	64	76	30	5	4
Minor League Totals		.245	294	1108	204	271	46	4	4	95	21	7	15	171	178	94	26	13

DE LOS SANTOS, Franklin O.**IF****Born:** Feb. 23, 1982, Nizao, DR**Resides:** Nizao, DR**Bats:** Right**Throws:** Right**Height:** 5-10**Weight:** 165**How Obtained:** Signed by Giants as non-drafted free agent, April 27, 1999.**First Pro Year:** 1999

Year	Club	AVG	G	AB	R	H	2B	3B	HR	RBI	SH	SF	HP	BB	SO	SB	CS	E
1999	DSL-Giants	.195	54	169	14	33	2	0	0	7	3	1	6	15	35	7	7	—
2000	DSL-Giants	.303	45	175	32	53	9	0	1	23	1	2	5	16	19	1	3	—
2001	DSL-Giants	.269	52	201	29	54	2	0	0	21	2	1	5	19	30	8	4	—
Minor League Totals		.257	151	545	75	140	13	0	1	51	6	4	16	50	84	16	14	—

DIAZ, Randor J.**IF****Born:** October 13, 1982, Santo Domingo, DR**Resides:** Santo Domingo, DR**Bats:** Right**Throws:** Right**Height:** 6-0**Weight:** 180**How Obtained:** Signed by Giants as non-drafted free agent, June 1, 2000.**First Pro Year:** 2000

Year	Club	AVG	G	AB	R	H	2B	3B	HR	RBI	SH	SF	HP	BB	SO	SB	CS	E
2000	DSL-Giants	.286	56	192	37	55	8	2	3	31	1	4	3	24	23	12	1	—
2001	ARL-Giants	.286	16	21	3	6	1	0	0	2	1	0	0	3	6	1	0	0
Minor League Totals		.286	72	213	40	61	9	2	3	33	2	4	3	27	29	13	1	—

D'JESUS, Francisco A.**C****Born:** April 12, 1981, Santo Domingo, DR**Resides:** Santo Domingo, DR**Bats:** Right**Throws:** Right**Height:** 6-0**Weight:** 194**How Obtained:** Signed by Giants as non-drafted free agent, March 7, 2000.**First Pro Year:** 2000

Year	Club	AVG	G	AB	R	H	2B	3B	HR	RBI	SH	SF	HP	BB	SO	SB	CS	E
2000	ARL-Giants	.238	50	164	11	39	3	2	0	19	2	2	1	4	19	3	3	4
	Salem-Keizer	.333	1	3	0	1	1	0	0	1	0	0	0	0	1	0	0	0
2001	ARL-Giants	.250	45	160	16	40	4	1	3	20	0	2	3	4	32	0	2	0
Minor League Totals		.245	96	327	27	80	8	3	3	40	2	4	4	8	52	3	5	4

ELLISON, Jason J.**OF****Born:** April 4, 1978, Quincy, CA**Resides:** Lewiston, ID**Bats:** Right**Throws:** Right**Height:** 5-10**Weight:** 180**How Obtained:** Giants' #22 selection in June, 2000 draft. Signed by John Shafer.**First Pro Year:** 2000

Attended Lewis & Clark (Lewiston, ID) State College...single.

Year	Club	AVG	G	AB	R	H	2B	3B	HR	RBI	SH	SF	HP	BB	SO	SB	CS	E
2000	Salem-Keizer	.300	74	300	67	90	15	2	0	28	4	1	7	29	45	13	7	4
2001	Hagerstown	.291	130	494	95	144	38	3	8	55	13	5	10	71	68	19	15	5
Minor League Totals		.295	204	794	162	234	53	5	8	83	17	6	17	100	113	32	22	9

ESTEVEZ, Jacob David (Jake)**RHP****Born:** July 31, 1975, Auburn, CA**Resides:** Auburn, CA**Bats:** Right**Throws:** Right**Height:** 6-1**Weight:** 190**How Obtained:** Giants' #6 selection in June, 1998 draft. Signed by Tom Korenek.**First Pro Year:** 1998

Attended Louisiana State University...missed entire 2000 season due to rotator cuff surgery...single.

Year	Club	W-L	ERA	G	GS	CG	SHO	SV	IP	H	R	ER	HR	HB	BB	SO	WP	BK	
1998	Salem-Keizer	0-0	2.25	1	1	0	0	0	4.0	1	1	1	1	1	0	5	0	0	
	Bakersfield	0-2	4.29	14	6	0	0	1	35.2	43	30	17	7	2	12	24	0	0	
1999	San Jose	6-1	2.01	12	11	1	0	1	71.2	59	21	16	1	2	17	56	3	1	
	Shreveport	8-2	3.63	15	14	0	0	0	91.2	76	40	37	7	4	23	53	3	2	
2000	— Injured, Did Not Pitch —																		
2001	San Jose	0-3	7.36	9	9	0	0	0	14.2	13	12	12	3	1	9	19	0	0	
Minor League Totals		14-8	3.43	51	41	1	0	2	217.2	192	104	83	19	10	61	157	6	3	

ESTRELLA, Luis Alberto**RHP****Born:** October 7, 1974, Santa Ana, CA**Resides:** Santa Ana, CA**Bats:** Right **Throws:** Right**Height:** 6-1 **Weight:** 220**How Obtained:** Giants #20 selection in June, 1996 draft. Signed by Rick Ragazzo.**First Pro Year:** 1996

Graduated from Saddleback (Santa Ana, CA) High School...attended Rancho (Santa Ana, CA) Community College and California State University-Fullerton...earned Howe Sportsdata Texas League Pitcher of Week honors June 28-July 4, 1999,...single

Year	Club	W-L	ERA	G	GS	CG	SHO	SV	IP	H	R	ER	HR	HB	BB	SO	WP	BK
1996	Bellingham	4-0	1.79	23	0	0	0	1	55.1	35	13	11	3	0	22	52	6	0
1997	San Jose	5-5	3.39	42	0	0	0	2	77.0	84	39	29	3	2	25	59	7	6
1998	San Jose	5-6	4.75	36	2	0	0	2	72.0	79	41	38	5	2	27	57	9	1
1999	Shreveport	6-4	3.02	40	5	0	0	4	92.1	77	33	31	2	2	33	75	7	1
	Fresno	0-1	12.34	8	0	0	0	0	11.2	23	16	16	4	0	7	5	1	0
2000	Fresno	1-5	7.42	16	7	0	0	0	57.0	75	52	47	9	2	31	32	4	0
	Shreveport	1-4	2.75	21	6	0	0	1	59.0	51	24	18	2	1	22	31	5	0
2001	Shreveport	1-0	3.12	7	0	0	0	0	8.2	10	6	3	1	0	5	8	1	0
	Fresno	8-3	4.51	30	17	0	0	0	115.2	123	60	58	19	2	52	73	3	1
Minor League Totals		31-28	4.12	223	37	0	0	10	548.2	557	284	251	48	11	224	392	43	9

FAJARDO, Alejandro**IF****Born:** February 6, 1976, Moca, DR**Resides:** Moca, DR**Bats:** Right **Throws:** Right**Height:** 6-0 **Weight:** 180**How Obtained:** Selected from Philadelphia Phillies in minor league Rule V draft, Dec. 13, 1999.**First Pro Year:** 1995

Originally signed by Philadelphia as non-drafted free agent, Nov. 10, 1994...single

Year	Club	AVG	G	AB	R	H	2B	3B	HR	RBI	SH	SF	HP	BB	SO	SB	CS	E
1995	DSL-Phillies	.328	52	183	31	60	11	3	1	21	1	2	3	32	24	17	7	—
1996	DSL-Phillies	.373	63	249	48	93	16	6	2	38	1	2	0	25	21	22	4	—
1997	Batavia	.270	52	200	35	54	7	4	2	29	3	1	3	7	34	9	2	5
1998	Piedmont	.280	115	457	83	128	24	1	5	46	12	4	1	44	88	38	4	9
1999	Piedmont	.243	118	444	66	108	16	6	6	43	10	3	6	52	91	44	10	47
2000	San Jose	.281	93	331	47	93	9	3	0	39	4	4	3	54	67	23	6	3
	Fresno	.250	4	12	1	3	0	1	0	1	1	0	0	3	0	0	0	0
2001	Hagerstown	.162	12	37	4	6	0	0	0	3	1	0	1	10	14	3	0	1
	San Jose	.243	40	136	22	33	9	2	1	12	3	0	0	16	30	9	4	0
	Fresno	.281	27	32	5	9	1	0	0	3	1	0	0	4	14	0	0	0
Minor League Totals		.282	576	2081	342	587	93	26	17	235	37	16	17	244	386	165	37	—

FAUST, Wesley J.**RHP****Born:** December 3, 1977, Sacramento, CA**Resides:** Glendora, CA**Bats:** Right **Throws:** Right**Height:** 6-7 **Weight:** 190**How Obtained:** Giants #46 selection in June, 1999 draft. Signed by Todd Thomas.**First Pro Year:** 2000

Attended Oklahoma Baptist University...single.

Year	Club	W-L	ERA	G	GS	CG	SHO	SV	IP	H	R	ER	HR	HB	BB	SO	WP	BK
2000	Salem-Keizer	6-4	3.84	15	11	0	0	0	84.1	102	44	36	9	2	24	56	5	1
2001	Hagerstown	7-5	2.48	46	0	0	0	4	90.2	79	28	25	4	3	18	66	2	0
Minor League Totals		13-9	3.14	61	11	0	0	4	175.0	181	72	61	13	5	42	122	7	1

FLAHERTY, Timothy John (Tim)**IF/C****Born:** July 11, 1976, North Adams, MA**Resides:** Williamstown, MA**Bats:** Right **Throws:** Right**Height:** 6-4 **Weight:** 220**How Obtained:** Giants #30 selection in June, 1997 draft. Signed by Bobby Myrick.**First Pro Year:** 1997

Graduated from Mt. Greylock (Williamstown, MA) Regional High School...attended East Carolina (NC) University...used California League lead for home runs in 1998...single.

Year	Club	AVG	G	AB	R	H	2B	3B	HR	RBI	SH	SF	HP	BB	SO	SB	CS	E
1997	Salem-Keizer	.227	32	110	16	25	6	0	4	17	1	2	1	15	44	1	0	2
1998	Bakersfield	.234	124	478	72	112	27	0	24	90	0	5	7	41	171	0	0	16
1999	San Jose	.267	132	490	82	131	33	3	25	88	0	5	9	69	168	11	3	18
2000	Shreveport	.205	92	264	29	54	13	0	8	34	3	2	9	31	97	8	2	5
	Bakersfield	.258	18	62	17	16	2	0	5	15	0	2	1	14	20	2	0	3
2001	San Jose	.255	135	466	69	119	26	5	26	83	0	4	8	66	162	2	5	15
Minor League Totals		.244	533	1870	285	457	107	8	92	327	4	20	35	236	662	24	10	59

FLORENCE, Branden**OF****Born:** April 3, 1978, Tacoma, WA**Resides:** Boise, ID**Bats:** Right**Throws:** Right**Height:** 6-0**Weight:** 200**How Obtained:** Signed by Giants as non-drafted free agent, May 14, 2001.**First Pro Year:** 2001

Attended Albion (ID) College...single.

Year	Club	AVG	G	AB	R	H	2B	3B	HR	RBI	SH	SF	HP	BB	SO	SB	CS	E
2001	Salem-Keizer	.274	32	124	20	34	6	1	1	15	0	2	4	12	8	2	0	0

FOPPERT, Jesse W.**RHP****Born:** July 10, 1980, Reading, PA**Resides:** San Rafael, CA**Bats:** Right**Throws:** Right**Height:** 6-6**Weight:** 210**How Obtained:** Giants #2 selection in June, 2001 draft. Signed by Doug Mapson.**First Pro Year:** 2001

Attended University of San Francisco...named Howe Sportsdata's Northwest League Pitcher of the Week for Aug. 13-19, 2001...single.

Year	Club	W-L	ERA	G	GS	CG	SHO	SV	IP	H	R	ER	HR	HB	BB	SO	WP	BK
2001	Salem-Keizer	8-1	1.93	14	14	0	0	0	70.0	35	18	15	7	5	23	88	4	3

FREIRE, Alejandro**OF/IF****Born:** August 23, 1974, Caracas, Venezuela**Resides:** Caracas, Venezuela**Bats:** Right**Throws:** Right**Height:** 6-2**Weight:** 185**How Obtained:** Signed by Giants as free agent, Jan. 29, 2002.**First Pro Year:** 1992

Originally signed by Houston Astros as non-drafted free agent, Sept. 28, 1991...selected by Detroit Tigers in minor league Rule V draft, Dec. 9, 1996...named to the Florida State League All-Star team in 1997...granted free agency, Oct. 16, 1998...re-signed by Tigers, Dec. 15, 1998...released by Tigers, March 19, 1999...re-signed by Tigers, April 1, 1999...named to Southern League's post-season All-Star team in 2000...granted free agency, Oct. 15, 2000...re-signed by Tigers, Nov. 21, 2000...granted free agency, Oct. 15, 2001.

Year	Club	AVG	G	AB	R	H	2B	3B	HR	RBI	SH	SF	HP	BB	SO	SB	CS	E
1993	DSL-Astros	.315	65	232	43	73	13	3	3	39	0	1	5	29	24	6	1	—
1994	GCL-Astros	.301	29	83	8	25	4	0	1	13	2	2	3	5	17	5	1	4
1995	Quad City	.305	125	417	71	127	23	1	15	65	2	7	6	50	83	9	5	7
1996	Kissimmee	.255	115	384	40	98	24	1	12	42	1	2	7	24	66	11	7	14
1997	Lakeland	.323	130	477	85	154	30	2	24	92	0	7	12	50	84	13	4	17
1998	Jacksonville	.275	129	494	79	136	30	0	16	78	1	9	17	33	83	3	1	15
1999	Lakeland	.220	13	41	6	9	3	0	1	5	1	1	3	10	7	0	0	1
	Jacksonville	.296	66	243	45	72	20	0	10	43	0	4	6	23	44	2	0	6
2000	Jacksonville	.274	135	471	73	129	16	0	25	77	0	6	16	69	111	2	4	6
2001	Erie	.295	133	501	73	148	33	0	17	82	0	3	11	46	113	2	3	3
Minor League Totals		.290	940	3343	523	971	196	7	124	536	7	42	86	339	632	53	26	—

GARCIA, Ruddy A.**RHP****Born:** August 1, 1983, Managua, Nicaragua**Resides:** Lake Worth, FL**Bats:** Right**Throws:** Right**Height:** 6-2**Weight:** 170**How Obtained:** Giants #40 selection in June, 2001 draft. Signed by Charlie Gonzalez.**First Pro Year:** 2001

Graduated from Lake Worth (FL) High School in 2001...single.

Year	Club	W-L	ERA	G	GS	CG	SHO	SV	IP	H	R	ER	HR	HB	BB	SO	WP	BK
2001	ARL-Giants	0-0	3.18	5	0	0	0	0	5.2	7	3	2	0	0	5	3	1	0

GARRIDO, Tomas**IF****Born:** Aug. 17, 1981, Valencia, VZ**Resides:** Valencia, VZ**Bats:** Right**Throws:** Right**Height:** 6-2**Weight:** 155**How Obtained:** Signed by Giants as non-drafted free agent, Nov. 24, 1998.**First Pro Year:** 1999

Year	Club	AVG	G	AB	R	H	2B	3B	HR	RBI	SH	SF	HP	BB	SO	SB	CS	E
1999	VSL-La Victoria	.221	41	136	14	30	5	0	2	10	0	0	2	7	29	2	2	—
2000	ARL-Giants	.234	51	188	32	44	5	0	0	11	7	0	5	13	29	13	4	9
2001	Hagerstown	.218	45	142	13	31	3	0	0	7	5	0	1	2	34	2	1	12
	ARL-Giants	.252	40	131	17	33	3	0	0	8	0	0	5	2	19	3	0	7
Minor League Totals		.231	177	597	76	138	16	0	2	36	12	0	13	24	111	20	7	—

GONZALEZ, Jose Z.**C****Born:** July 5, 1981, Santo Domingo, DR**Resides:** Santo Domingo, DR**Bats:** Right**Throws:** Right**Height:** 5-11**Weight:** 155**How Obtained:** Signed by Giants as non-drafted free agent, March 20, 1998.**First Pro Year:** 1998

Year	Club	AVG	G	AB	R	H	2B	3B	HR	RBI	SH	SF	HP	BB	SO	SB	CS	E
1998	DSL-Giants	.232	39	112	5	26	7	0	1	19	1	1	1	15	17	2	3	—
1999	DSL-Giants	.200	34	100	10	20	3	0	0	11	2	0	1	23	25	5	2	—
2000	ASL-Giants	.000	2	3	0	0	0	0	0	0	0	0	0	0	0	2	0	0
	Bakersfield	.000	4	4	0	0	0	0	0	0	0	0	0	0	0	3	0	0
2001	ARL-Giants	.200	6	15	1	3	0	0	0	2	0	1	0	2	7	0	0	2
Minor League Totals		.209	85	234	16	49	10	0	1	32	3	2	2	40	54	7	5	—

GREGG, James**RHP****Born:** November 5, 1978, Manassas, VA**Resides:** De Funiak Springs, FL**Bats:** Right**Throws:** Right**Height:** 6-5**Weight:** 220**How Obtained:** Signed by Giants as free agent, Sept. 27, 2001.**First Pro Year:** 2000

Attended George C. Wallace College...pitched in Independent League initial 2 professional seasons...single.

Year	Club	W-L	ERA	G	GS	CG	SHO	SV	IP	H	R	ER	HR	HB	BB	SO	WP	BK
2000	Jackson	1-1	7.36	3	2	0	0	0	14.2	11	12	12	2	2	14	9	3	1
2001	Adirondack	0-0	4.54	24	1	0	0	0	33.2	46	19	17	2	1	13	17	3	0
Minor League Totals		1-1	5.40	27	3	0	0	0	48.1	57	31	29	4	3	27	26	6	1

GROSS, Kyle W.**RHP****Born:** December, 11, 1978, Walnut Creek, CA**Resides:** Danville, CA**Bats:** Right**Throws:** Right**Height:** 6-4**Weight:** 212**How Obtained:** Giants #5 selection in June, 2000 draft. Signed by Doug Mapson.**First Pro Year:** 2000

Graduated from San Ramon (CA) Valley High School...attended Cuesta (San Luis Obispo, CA) College...son of former Major Leaguer Wayne Gross...single.

Year	Club	W-L	ERA	G	GS	CG	SHO	SV	IP	H	R	ER	HR	HB	BB	SO	WP	BK
2000	Salem-Keizer	1-2	7.62	8	2	0	0	0	13.0	15	14	11	1	5	18	9	1	0
2001	Hagerstown	2-6	6.45	22	12	0	0	0	53.0	43	45	38	2	18	51	46	12	0
Minor League Totals		3-8	6.68	30	14	0	0	0	66.0	58	59	49	3	23	69	55	13	0

GUSTAFSON, Troy D.**OF****Born:** June 13, 1980, Amman, Jordan**Resides:** Blaine, MN**Bats:** Right**Throws:** Right**Height:** 6-3**Weight:** 190**How Obtained:** Giants #27 selection in June, 1999 draft. Signed by Steve Arneri.**First Pro Year:** 2000

Attended Iowa Western (Clarinda, IA) College...single.

Year	Club	AVG	G	AB	R	H	2B	3B	HR	RBI	SH	SF	HP	BB	SO	SB	CS	E
2000	ARL-Giants	.267	49	172	26	46	6	0	0	12	1	0	5	20	20	21	4	5
	San Jose	.200	3	5	0	1	0	0	0	1	0	0	0	1	0	0	0	0
2001	ARL-Giants	.279	56	222	28	62	10	3	0	22	0	2	5	8	28	10	6	1
Minor League Totals		.273	108	399	54	109	16	3	0	35	1	2	10	29	48	31	10	6

GUZMAN, Leiby Antonio**RHP**

Born: September 27, 1976, Nato Del Media Abajo, DR **Resides:** Nato Del Media Abajo, DR
Bats: Right **Throws:** Right **Height:** 6-5 **Weight:** 160
How Obtained: Acquired by Giants from Texas Rangers in exchange for future considerations, July 26, 2001.
First Pro Year: 1994

Originally signed by Los Angeles Dodgers as non-drafted free agent, Aug. 31, 1993...released by Dodgers, Oct. 3, 1996...signed by Texas as free agent, March 25, 1999...single.

Year	Club	W-L	ERA	G	GS	CG	SHO	SV	IP	H	R	ER	HR	HB	BB	SO	WP	BK
1994	DSL-La Romano	2-2	6.23	19	4	0	0	0	47.2	65	47	33	4	0	28	22	6	2
1995	DSL-S. Domingo	1-2	6.59	9	8	0	0	0	27.1	38	28	20	0	0	17	13	10	0
1996	DSL-Co-Op	2-4	6.04	10	4	0	0	0	25.1	37	27	17	0	0	22	14	5	0
1997	JPN-Hiroshima	1-0	4.43	7	2	1	0	0	20.1	16	10	10	1	3	18	5	0	0
1998	JPN-Hiroshima	0-4	4.68	18	4	0	0	0	32.2	32	19	17	1	2	28	14	0	0
1999	Charlotte	5-6	5.88	19	18	0	0	0	93.1	114	67	61	16	9	40	45	5	0
	GCL-Rangers	0-0	0.00	1	1	0	0	0	3.0	2	0	0	0	0	1	0	0	0
2000	Tulsa	7-9	5.70	24	20	0	0	0	115.1	143	86	73	15	8	58	84	4	0
2001	Tulsa	2-0	5.40	25	0	0	0	1	48.1	48	30	29	7	1	15	31	1	0
	Shreveport	2-1	3.14	11	0	0	0	0	14.1	17	9	5	0	0	2	14	2	0
Minor League Totals		21-24	5.72	118	55	0	0	1	374.2	464	294	238	42	18	182	224	33	2

HANNAMAN, Ryan C.**LHP**

Born: August 28, 1981, Mobile, AL **Resides:** Mobile, AL
Bats: Left **Throws:** Left **Height:** 6-3 **Weight:** 190
How Obtained: Giants #4 selection in June, 2000 draft. Signed by Lee Elder.
First Pro Year: 2000

Graduated from Murphy (Mobile, AL) High School...named to Arizona League Post-Season All-Star squad in 2001...single.

Year	Club	W-L	ERA	G	GS	CG	SHO	SV	IP	H	R	ER	HR	HB	BB	SO	WP	BK
2000	ARL-Giants	0-1	21.60	5	0	0	0	0	3.1	4	8	8	0	1	11	6	4	0
	Salem-Keizer	0-0	0.00	1	0	0	0	0	1.0	1	0	0	0	0	1	1	0	0
2001	ARL-Giants	4-1	2.00	11	11	0	0	0	54.0	34	14	12	1	5	31	67	2	5
	Salem-Keizer	1-1	2.08	3	3	0	0	0	13.0	8	5	3	1	0	8	19	0	1
Minor League Totals		5-3	2.90	20	14	0	0	0	71.1	47	27	23	2	6	51	93	6	6

HENNESSEY, Brad M.**RHP**

Born: February 7, 1980, Toledo, OH **Resides:** Toledo, OH
Bats: Right **Throws:** Right **Height:** 6-2 **Weight:** 185
How Obtained: Giants #1 selection (21st pick overall) in June, 2001 draft. Signed by Steve Amieri.
First Pro Year: 2001

Attended Youngstown State University...single.

Year	Club	W-L	ERA	G	GS	CG	SHO	SV	IP	H	R	ER	HR	HB	BB	SO	WP	BK
2001	Salem-Keizer	1-0	2.38	9	9	0	0	0	34.0	28	9	9	1	4	11	22	2	0

HIXSON, David**RHP**

Born: September 13, 1978, Portland, OR **Resides:** Spokane, WA
Bats: Right **Throws:** Right **Height:** 6-1 **Weight:** 195
How Obtained: Giants #28 selection in June, 2001 draft. Signed by John Shafer.
First Pro Year: 2001

Attended Gonzaga University...single.

Year	Club	W-L	ERA	G	GS	CG	SHO	SV	IP	H	R	ER	HR	HB	BB	SO	WP	BK
2001	Salem-Keizer	3-1	2.27	22	0	0	0	0	47.2	46	14	12	0	4	16	49	3	0

HOLM, Stephen R.**C/IF**

Born: October 21, 1979, Sacramento, CA **Resides:** Tulsa, OK
Bats: Right **Throws:** Right **Height:** 6-0 **Weight:** 195
How Obtained: Giants #17 selection in June, 2001 draft. Signed by Todd Thomas.
First Pro Year: 2001

Attended Oral Roberts University...single.

Year	Club	AVG	G	AB	R	H	2B	3B	HR	RBI	SH	SF	HP	BB	SO	SB	CS	E
2001	Salem-Keizer	.208	33	72	8	15	3	1	0	2	1	1	1	10	16	1	0	2

HOLST, Micah Lee**OF****Born:** March 5, 1977, St. Joseph, MO**Resides:** Independence, MO**Bats:** Right**Throws:** Right**Height:** 6-2**Weight:** 205**How Obtained:** Giants #16 selection in June, 1999 draft. Signed by Todd Thomas.**First Pro Year:** 1999

Attended S.W. Missouri State University...single.

Year	Club	AVG	G	AB	R	H	2B	3B	HR	RBI	SH	SF	HP	BB	SO	SB	CS	E	
1999	Salem-Keizer	.289	57	204	37	59	8	2	4	28	0	3	3	6	32	20	5	2	
2000		— On Voluntary Retired List, Did Not Play —																	
2001	Salem-Keizer	.272	60	217	41	59	15	1	4	36	2	3	8	18	38	10	4	0	
Minor League Totals		.280	117	421	78	118	23	3	8	64	2	6	11	24	70	30	9	2	

HORGAN, Joseph Paul (Joe)**LHP****Born:** June 7, 1977, Sacramento, CA**Resides:** Rancho Cordova, CA**Bats:** Left**Throws:** Left**Height:** 6-1**Weight:** 200**How Obtained:** Signed by Giants as free agent, April 11, 1999.**First Pro Year:** 1996

Attended Sacramento City College...originally #11 selection by Cleveland in June, 1996 draft...released by Indians, March 23, 1999...named to California League In-Season and Post-Season (honorable mention) All-Star teams in 2000...single.

Year	Club	W-L	ERA	G	GS	CG	SHO	SV	IP	H	R	ER	HR	HB	BB	SO	WP	BK
1996	Burlington	1-2	4.19	23	0	0	0	7	34.1	37	25	16	1	4	9	48	4	0
1997	Watertown	0-1	6.10	15	4	0	0	0	38.1	48	31	26	4	1	18	31	4	1
	Kinston	1-2	7.27	4	2	0	0	0	17.1	23	15	14	1	1	9	9	0	0
1998	Columbus	2-1	2.38	22	1	0	0	0	34.0	19	9	9	3	0	21	27	7	0
1999	Bakersfield	6-10	5.22	25	19	1	0	0	117.1	129	76	68	18	10	43	101	5	2
2000	San Jose	14-10	4.60	27	27	1	0	0	166.1	190	104	85	15	14	66	92	14	0
	Shreveport	0-0	3.38	1	0	0	0	0	5.1	2	2	2	0	0	2	3	0	0
2001	Shreveport	3-5	3.65	31	14	0	0	1	103.2	97	51	42	10	4	27	61	2	0
	Fresno	0-0	5.87	3	1	0	0	0	7.2	11	5	5	1	0	3	5	0	0
Minor League Totals		27-31	4.58	151	68	2	0	8	524.1	556	318	267	53	34	198	377	36	3

HUNTINGFORD, Matthew J. (Matt)**OF****Born:** March 5, 1979, North Vancouver, BC, Canada**Resides:** West Vancouver, BC, Canada**Bats:** Left**Throws:** Left**Height:** 6-1**Weight:** 175**How Obtained:** Giants #29 selection in June, 2001 draft. Signed by Charlie Gonzalez.**First Pro Year:** 2001

Attended Florida International University...single.

Year	Club	AVG	G	AB	R	H	2B	3B	HR	RBI	SH	SF	HP	BB	SO	SB	CS	E
2001	Salem-Keizer	.227	62	220	35	50	5	5	3	37	2	2	11	13	37	8	3	0

HUTCHISON, Wesley**RHP****Born:** May 31, 1979, Winter Haven, FL**Resides:** Lewiston, ID**Bats:** Right**Throws:** Right**Height:** 6-1**Weight:** 195**How Obtained:** Giants #10 selection in June, 2001 draft. Signed by John Shafer.**First Pro Year:** 2001

Attended Lewis-Clark State University (Lewiston, ID)...won Rolands Relief Man Award for Northwest League in 2001, leading circuit in saves and earning Post-Season All-Star honors...single.

Year	Club	W-L	ERA	G	GS	CG	SHO	SV	IP	H	R	ER	HR	HB	BB	SO	WP	BK
2001	Salem-Keizer	6-2	1.64	25	0	0	0	10	33.0	21	8	6	2	3	14	45	2	0

JACKSON, Christopher Allan (Chris)**RHP**

Born: January 20, 1980, Colorado Springs, CO **Resides:** Colorado Springs, CO
Bats: Right **Throws:** Right **Height:** 6-1 **Weight:** 190
How Obtained: Giants #10 selection in June, 1998 draft. Signed by Joe Strain.
First Pro Year: 1998

Graduated from Wasson (CO) High School in 1998...single.

Year	Club	W-L	ERA	G	GS	CG	SHO	SV	IP	H	R	ER	HR	HB	BB	SO	WP	BK
1998	Salem-Keizer	1-1	6.80	17	7	0	0	0	42.1	43	43	32	5	4	40	27	12	1
1999									— On Restricted List, Did Not Pitch —									
2000									— On Restricted List, Did Not Pitch —									
2001									— On Restricted List, Did Not Pitch —									
Minor League Totals		1-1	6.80	17	7	0	0	0	42.1	43	43	32	5	4	40	27	12	1

JESTER, Joe Reynolds**IF**

Born: July 17, 1978, Texarkana, TX **Resides:** Ashdown, AR
Bats: Right **Throws:** Right **Height:** 5-10 **Weight:** 180
How Obtained: Giants #7 selection in June, 1999 draft. Signed by Todd Thomas.
First Pro Year: 1999

Attended University of Arkansas...named to California League In-Season All-Star squad in 2001...single.

Year	Club	AVG	G	AB	R	H	2B	3B	HR	RBI	SH	SF	HP	BB	SO	SB	CS	E
1999	Salem-Keizer	.300	72	263	67	79	19	1	8	40	7	2	7	50	57	13	6	13
2000	San Jose	.263	114	429	94	113	13	4	8	46	3	6	17	69	75	24	8	16
	Fresno	.200	4	15	1	3	1	0	0	0	0	0	2	4	0	0	3	
2001	San Jose	.254	81	295	51	75	17	2	7	41	3	1	12	35	77	20	5	14
	Shreveport	.320	40	150	26	48	14	2	6	27	1	1	3	12	33	4	1	6
Minor League Totals		.276	311	1152	239	318	64	9	29	154	14	10	39	168	246	61	20	52

JONES, Christopher Campbell (Chris)**LHP**

Born: August 29, 1979, Charlotte, NC **Resides:** Charlotte, NC
Bats: Left **Throws:** Left **Height:** 6-3 **Weight:** 185
How Obtained: Giants sandwich selection (38th pick overall) in June, 1998 draft. Signed by Bobby Myrick.
First Pro Year: 1998

Graduated from South Mecklenburg (NC) High School in 1998...named Howe Sportsdata's Northwest League Pitcher of Week for July 6-12, 1998...single.

Year	Club	W-L	ERA	G	GS	CG	SHO	SV	IP	H	R	ER	HR	HB	BB	SO	WP	BK
1998	Salem-Keizer	5-4	4.13	14	13	0	0	0	72.0	76	40	33	6	4	17	60	4	1
1999	San Jose	8-12	4.61	28	27	0	0	0	130.2	121	85	67	5	6	87	118	17	5
2000	San Jose	3-6	10.71	36	7	0	0	0	61.1	74	89	73	8	6	85	50	20	0
2001	Hagerstown	6-3	4.52	39	4	0	0	1	73.2	77	42	37	3	7	40	69	9	1
Minor League Totals		22-25	5.60	117	51	0	0	1	337.2	348	256	210	22	23	229	288	50	7

KING, Robert M.**RHP**

Born: February 25, 1981, Modesto, CA **Resides:** Turlock, CA
Bats: Right **Throws:** Right **Height:** 6-2 **Weight:** 210
How Obtained: Giants #23 selection in June, 2000 draft. Signed by Matt Nerland (May 23, 2001).
First Pro Year: 2001

Attended Modesto (CA) Junior College...single.

Year	Club	W-L	ERA	G	GS	CG	SHO	SV	IP	H	R	ER	HR	HB	BB	SO	WP	BK
2001	ARL-Giants	2-0	5.29	12	1	0	0	0	17.0	21	11	10	1	2	7	19	4	0

KNOEDLER, Justin J.**RHP**

Born: July 17, 1980, Springfield, IL **Resides:** Springfield, IL
Bats: Right **Throws:** Right **Height:** 6-2 **Weight:** 210
How Obtained: Giants #5 selection in June, 2001 draft. Signed by Steve Arriero.
First Pro Year: 2001

Attended University of Miami...single.

Year	Club	W-L	ERA	G	GS	CG	SHO	SV	IP	H	R	ER	HR	HB	BB	SO	WP	BK
2001	Salem-Keizer	1-1	1.26	13	0	0	0	1	28.2	22	4	4	0	0	9	38	1	0

LINDEN, Todd A.**OF****Born:** June 30, 1980, Edmonds, WA**Resides:** Bremerton, WA**Bats:** Both**Throws:** Right**Height:** 6-2**Weight:** 215**How Obtained:** Giants #1 selection (41st pick overall) in June, 2001 draft. Signed by Tom Korenek (Sept. 4, 2001).**First Pro Year:** 2002

Attended Louisiana State University...did not play professionally in 2001 after signing late following draft...single.

LIRIANO, Francisco Casillas**LHP****Born:** October 26, 1983, San Cristobal, DR**Resides:** San Cristobal, DR**Bats:** Left**Throws:** Left**Height:** 6-2**Weight:** 185**How Obtained:** Signed by Giants as non-drafted free agent, September 9, 2000.**First Pro Year:** 2001

Year	Club	W-L	ERA	G	GS	CG	SHO	SV	IP	H	R	ER	HR	HB	BB	SO	WP	BK
2001	ARL-Giants	5-4	3.63	13	12	0	0	0	62.0	51	26	25	3	1	24	67	6	3
	Salem-Keizer	0-0	5.00	2	2	0	0	0	9.0	7	5	5	2	0	1	12	0	0
Minor League Totals		5-4	3.80	15	14	0	0	0	71.0	58	31	30	5	1	25	79	6	3

LOWRY, Noah R.**LHP****Born:** October 10, 1980, Ventura, CA**Resides:** Ojai, CA**Bats:** Left**Throws:** Left**Height:** 6-2**Weight:** 190**How Obtained:** Giants #1 selection (30th pick overall) in June, 2001 draft. Signed by Darren Wittcke.**First Pro Year:** 2001

Attended Pepperdine University...single.

Year	Club	W-L	ERA	G	GS	CG	SHO	SV	IP	H	R	ER	HR	HB	BB	SO	WP	BK
2001	Salem-Keizer	1-1	3.60	8	7	0	0	0	25.0	26	15	10	2	1	8	28	2	0

MAESTRALES, Peter G.**IF****Born:** July 4, 1979, Fort Lauderdale, FL**Resides:** Delray Beach, FL**Bats:** Right**Throws:** Right**Height:** 5-11**Weight:** 180**How Obtained:** Signed by Giants as non-drafted free agent, June 14, 2001.**First Pro Year:** 2001

Attended University of Delaware...named Howe Sportsdata's Arizona League Player of the Week for Aug. 13-19, 2001...single.

Year	Club	AVG	G	AB	R	H	2B	3B	HR	RBI	SH	SF	HP	BB	SO	SB	CS	E
2001	Salem-Keizer	.258	19	66	6	17	5	1	1	11	1	0	1	3	19	0	0	6
	ARL-Giants	.255	26	94	12	24	5	2	0	6	1	1	1	8	17	5	2	2
Minor League Totals		.256	45	160	18	41	10	3	1	17	2	1	2	11	36	5	2	8

MARKERT, Jackson D.**RHP****Born:** February 9, 1979, Tulsa, OK**Resides:** Tulsa, OK**Bats:** Right**Throws:** Right**Height:** 6-6**Weight:** 215**How Obtained:** Giants #11 selection in June, 2000 draft. Signed by Todd Thomas.**First Pro Year:** 2000

Attended Oral Roberts University...won Rolands Relief Man Award for all minor leagues in 2001, pacing association with 117 points...his 39 saves in '01 were 9th highest total ever in minor league baseball, just 7 behind all-time leader Jamie Cochran of Savannah in 1993...single.

Year	Club	W-L	ERA	G	GS	CG	SHO	SV	IP	H	R	ER	HR	HB	BB	SO	WP	BK
2000	Salem-Keizer	3-1	2.27	21	0	0	0	6	35.2	28	9	9	0	2	15	38	4	0
2001	Hagerstown	3-3	2.82	58	0	0	0	39	60.2	57	26	19	4	4	18	45	4	0
Minor League Totals		6-4	2.62	79	0	0	0	45	96.1	85	35	28	4	6	33	83	8	0

MATOS, Raymond M.**LHP****Born:** February 23, 1983, Santo Domingo, DR**Resides:** Santo Domingo, DR**Bats:** Left **Throws:** Left**Height:** 6-1 **Weight:** 150**How Obtained:** Signed by Giants as non-drafted free agent, July 21, 1999.**First Pro Year:** 2000

Year	Club	W-L	ERA	G	GS	CG	SHO	SV	IP	H	R	ER	HR	HB	BB	SO	WP	BK
2000	ARL-Giants	0-1	6.04	10	3	0	0	0	25.1	33	23	17	2	3	19	16	4	0
2001	ARL-Giants	4-3	2.34	14	12	0	0	0	61.2	64	35	16	0	6	29	66	12	0
Minor League Totals		4-4	3.41	24	15	0	0	0	87.0	97	58	33	2	9	48	82	16	0

McAULIFF, James M.**OF****Born:** May 21, 1979, Oklahoma City, OK**Resides:** Stillwater, OK**Bats:** Right **Throws:** Right**Height:** 5-9 **Weight:** 180**How Obtained:** Signed by Giants as non-drafted free agent, June 6, 2001.**First Pro Year:** 2001

Attended Oklahoma State University...single.

Year	Club	AVG	G	AB	R	H	2B	3B	HR	RBI	SH	SF	HP	BB	SO	SB	CS	E
2001	ARL-Giants	.337	43	172	41	58	14	3	1	18	0	0	2	23	35	6	3	3
	Salem-Keizer	.242	20	66	10	16	2	0	1	4	1	0	2	10	18	3	1	0
Minor League Totals		.311	63	238	51	74	16	3	2	22	1	0	4	33	53	9	4	3

McGOWAN, Sean Michael**IF****Born:** May 15, 1977, Winchester, MA**Resides:** Burlington, MA**Bats:** Right **Throws:** Right**Height:** 6-6 **Weight:** 240**How Obtained:** Giants #3 selection in June, 1999 draft. Signed by Glenn Tufts.**First Pro Year:** 1999

Attended Boston College...named to Northwest League post-season All-Star team in 1999...named to California League post-season All-Star squad in 2000...honored as TOPPS California League Player of Month for July in 2000...named Howe Sportsdata's Pacific Coast League Player of the Week for July 23-29, 2001...single.

Year	Club	AVG	G	AB	R	H	2B	3B	HR	RBI	SH	SF	HP	BB	SO	SB	CS	E
1999	Salem Keizer	.335	63	257	40	86	12	1	15	62	0	0	1	20	56	3	1	5
	San Jose	.375	2	8	1	3	1	0	0	1	0	0	0	3	0	1	0	
2000	San Jose	.327	114	456	58	149	32	2	12	106	0	3	6	43	71	4	3	20
	Shreveport	.348	18	69	5	24	4	0	0	12	0	0	0	1	8	0	0	0
2001	Fresno	.286	104	391	59	112	30	2	14	65	0	2	2	23	95	1	0	11
	Shreveport	.304	31	125	11	38	6	0	3	17	0	2	0	5	19	0	1	1
Minor League Totals		.315	332	1306	174	412	85	5	44	263	0	7	9	92	252	8	6	37

McMAINS, Derin W.**IF****Born:** November 3, 1979, Oskaloosa, IA**Resides:** Little Rock, AR**Bats:** Both **Throws:** Right**Height:** 6-0 **Weight:** 180**How Obtained:** Giants #11 selection in June, 2001 draft. Signed by Todd Thomas.**First Pro Year:** 2001

Attended University of Arkansas-Little Rock...named Howe Sportsdata's Northwest League Player of the Week for Aug. 20-26, 2001...single.

Year	Club	AVG	G	AB	R	H	2B	3B	HR	RBI	SH	SF	HP	BB	SO	SB	CS	E
2001	Salem-Keizer	.271	69	258	40	70	18	2	4	40	5	3	1	32	26	6	1	11

MEAUX, Ryan M.**LHP****Born:** October 5, 1978, Englewood, CO**Resides:** Lamar, CO**Bats:** Right **Throws:** Left**Height:** 5-11 **Weight:** 175**How Obtained:** Giants #25 selection in June, 2001 draft. Signed by Joe Strain.**First Pro Year:** 2001

Attended Lamar (CO) Community College...single.

Year	Club	W-L	ERA	G	GS	CG	SHO	SV	IP	H	R	ER	HR	HB	BB	SO	WP	BK
2001	Salem-Keizer	2-2	5.59	17	3	0	0	0	29.0	39	20	18	4	4	11	27	4	3

MENDOZA, Carlos Enrique**IF****Born:** November 27, 1979, Barquisimeto Lara, VZ**Resides:** Barquisimeto Lara, VZ**Bats:** Both**Throws:** Right**Height:** 6-0**Weight:** 165**How Obtained:** Signed by Giants as non-drafted free agent, Aug. 15, 1996.**First Pro Year:** 1997

Graduated from Colegio Andres Bello (Barquisimeto, VZ)...was non-roster spring invitee by Giants to big league camp in 2001...missed entire 2001 season following right shoulder surgery...single.

Year	Club	AVG	G	AB	R	H	2B	3B	HR	RBI	SH	SF	HP	BB	SO	SB	CS	E	
1997	Salem-Keizer	.208	33	106	10	22	0	0	0	6	4	0	1	11	19	6	0	10	
1998	San Jose	.214	110	365	36	78	7	3	0	20	12	0	1	19	64	11	8	28	
1999	Shreveport	.202	111	332	35	67	16	4	3	34	8	4	6	36	65	1	4	24	
2000	San Jose	.256	112	394	52	101	16	4	5	45	9	3	9	49	82	25	13	25	
	ARL-Giants	.300	6	20	1	6	2	1	0	0	0	0	0	2	2	1	0	0	
2001		— Injured, Did Not Play —																	
Minor League Totals		.225	372	1217	134	274	41	12	8	105	33	7	17	117	232	44	25	87	

MEYER, Robert T. (Robbie)**OF****Born:** December 15, 1978, Carmel, CA**Resides:** Berkeley, CA**Bats:** Right**Throws:** Right**Height:** 6-2**Weight:** 195**How Obtained:** Giants #19 selection in June, 2001 draft. Signed by Doug Mapson.**First Pro Year:** 2001

Attended University of California-Berkeley...single.

Year	Club	AVG	G	AB	R	H	2B	3B	HR	RBI	SH	SF	HP	BB	SO	SB	CS	E
2001	Salem-Keizer	.292	70	274	47	80	19	1	5	35	1	2	5	25	53	0	0	2

MILLER, Benjamin Revere (Benji)**RHP****Born:** May 2, 1976, Islip, NY**Resides:** Lynchburg, VA**Bats:** Right**Throws:** Right**Height:** 6-2**Weight:** 180**How Obtained:** Giants #21 selection in June, 1997 draft. Signed by Bobby Myrick.**First Pro Year:** 1998

Attended Liberty (WV) University...led Northwest League in saves in 1998...named to 1998 Northwest League post-season All-Star team...single.

Year	Club	W-L	ERA	G	GS	CG	SHO	SV	IP	H	R	ER	HR	HB	BB	SO	WP	BK
1998	Salem-Keizer	4-3	2.25	30	0	0	0	17	44.0	33	13	11	1	0	20	51	4	0
1999	San Jose	3-2	3.02	47	0	0	0	20	59.2	53	26	20	3	1	17	61	6	2
2000	Shreveport	4-9	3.35	58	0	0	0	4	86.0	81	44	32	10	2	37	71	3	3
2001	Shreveport	1-6	4.23	37	0	0	0	2	66.0	63	33	31	7	3	35	39	5	1
	San Jose	0-0	0.00	1	0	0	0	0	1.0	0	0	0	0	0	0	2	0	0
Minor League Totals		12-20	3.30	173	0	0	0	43	256.2	230	116	94	21	6	109	224	18	6

MIRANDA, Miguel A.**IF****Born:** June 10, 1979, Santurce, PR**Resides:** Little Rock, AR**Bats:** Both**Throws:** Right**Height:** 6-0**Weight:** 175**How Obtained:** Giants #21 selection in June, 2001 draft. Signed by Todd Thomas.**First Pro Year:** 2001

Attended University of Arkansas-Little Rock...single.

Year	Club	AVG	G	AB	R	H	2B	3B	HR	RBI	SH	SF	HP	BB	SO	SB	CS	E
2001	Salem-Keizer	.278	59	194	21	54	7	0	0	22	5	3	1	18	20	4	3	15

MONTERO, Roberto**IF/C****Born:** March 3, 1982, Santo Domingo, DR**Resides:** Santo Domingo, DR**Bats:** Right**Throws:** Right**Height:** 6-2**Weight:** 176**How Obtained:****First Pro Year:** 2000

Year	Club	AVG	G	AB	R	H	2B	3B	HR	RBI	SH	SF	HP	BB	SO	SB	CS	E
2000	DSL-Giants	.243	60	222	29	54	6	0	3	26	1	3	4	23	43	5	1	—
2001	ARL-Giants	.308	11	13	2	4	2	0	0	0	0	0	0	0	6	0	0	0
Minor League Totals		.247	71	235	31	58	8	0	3	26	1	3	4	23	49	5	1	—

MONTES, Alberto (Albert)**RHP****Born:** December 11, 1979, El Paso, TX**Resides:** El Paso, TX**Bats:** Right**Throws:** Right**Height:** 6-2**Weight:** 210**How Obtained:** Giants #12 selection in June, 2001 draft. Signed by Tom Korenek.**First Pro Year:** 2001

Attended University of Texas...single.

Year	Club	W-L	ERA	G	GS	CG	SHO	SV	IP	H	R	ER	HR	HB	BB	SO	WP	BK
2001	Salem-Keizer	2-1	3.57	17	0	0	0	7	22.2	21	10	9	1	2	6	19	3	1

MORETA, Ramon**OF****Born:** September 5, 1975, La Romana, DR**Resides:** La Romana, DR**Bats:** Right**Throws:** Right**Height:** 5-11**Weight:** 185**How Obtained:** Signed by Giants as free agent, July 10, 2001.**First Pro Year:** 1994

Originally signed by Los Angeles Dodgers as non-drafted free agent, March 2, 1994...granted free agency, Oct. 15, 2000...signed by Seattle Mariners as free agent, Nov. 17, 2000...released by Mariners, May 9, 2001...signed by Anaheim Angels as free agent, July 3, 2001...released by Angels, July 3, 2001...single

Year	Club	AVG	G	AB	R	H	2B	3B	HR	RBI	SH	SF	HP	BB	SO	SB	CS	E
1994	DSL-La Romano	.305	67	272	59	83	7	2	0	40	0	3	0	41	29	21	5	—
1995	DSL-La Romano	.304	67	253	57	77	8	5	0	39	5	4	2	38	25	31	9	—
1996	DSL-La Romano	.330	67	270	69	89	13	2	1	29	3	2	6	46	33	17	6	—
1997	Great Falls	.336	68	265	45	89	6	2	1	20	6	0	1	18	38	29	17	10
1998	San Bernardino	.257	134	536	67	138	19	7	1	24	11	0	2	44	109	46	23	13
	Albuquerque	.370	8	27	5	10	1	2	0	3	0	1	0	1	9	2	2	0
1999	San Antonio	.305	117	397	56	121	13	3	2	42	11	2	0	18	66	26	16	7
2000	San Antonio	.239	126	468	61	112	16	2	11	31	7	2	5	37	86	26	20	8
2001	Tacoma	.217	23	69	8	15	3	1	1	13	0	3	2	6	31	3	3	0
	Rancho Cucamonga	.321	34	137	23	44	13	1	1	13	1	0	1	9	32	19	7	2
	Salt Lake	.286	2	7	0	2	0	0	0	1	0	0	0	0	0	0	1	0
	San Jose	.200	11	40	5	8	0	0	0	2	2	0	0	3	9	3	3	0
	Shreveport	.284	30	109	14	31	4	0	2	14	0	1	2	6	15	9	6	2
Minor League Totals		.287	754	2850	469	819	103	27	20	271	46	18	21	267	482	232	118	—

MORILLO, Roberto J.**IF****Born:** July 24, 1984, Maracaibo, Zulia, VZ**Resides:** Maracaibo, Zulia, VZ**Bats:** Both**Throws:** Right**Height:** 6-0**Weight:** 155**How Obtained:** Signed by Giants as non-drafted free agent, March 14, 2001.**First Pro Year:** 2001

Year	Club	AVG	G	AB	R	H	2B	3B	HR	RBI	SH	SF	HP	BB	SO	SB	CS	E
2001	ARL-Giants	.250	4	4	1	1	0	0	0	0	0	0	1	0	2	0	0	0

MUNTER, Scott M.**RHP****Born:** March 7, 1980, Norfolk, NE**Resides:** Wichita, KS**Bats:** Right**Throws:** Right**Height:** 6-6**Weight:** 235**How Obtained:** Giants #47 selection in June, 2001 draft. Signed by Todd Thomas.**First Pro Year:** 2001

Attended Butler County (KS) Community College...single.

Year	Club	W-L	ERA	G	GS	CG	SHO	SV	IP	H	R	ER	HR	HB	BB	SO	WP	BK
2001	Salem-Keizer	1-2	5.91	15	0	0	0	0	35.0	42	26	23	3	1	12	28	3	0
	Hagerstown	1-0	3.38	1	1	0	0	0	5.1	5	3	2	0	0	1	2	0	0
Minor League Totals		2-2	5.58	16	1	0	0	0	40.1	47	29	25	3	1	13	30	3	0

NACAR, Leslie J.**RHP****Born:** July 20, 1983, Barinas, VZ**Resides:** Barinas, VZ**Bats:** Right**Throws:** Right**Height:** 6-1**Weight:** 150**How Obtained:** Signed by Giants as non-drafted free agent, September 15, 1999.**First Pro Year:** 2000

Year	Club	W-L	ERA	G	GS	CG	SHO	SV	IP	H	R	ER	HR	HB	BB	SO	WP	BK
2000	DSL-Giants	8-2	3.50	19	9	2	1	0	74.2	53	36	29	2	10	32	81	4	2
2001	ARL-Giants	0-3	2.54	22	0	0	0	5	28.1	27	9	8	2	1	9	35	4	0
Minor League Totals		8-5	3.23	41	9	2	1	5	103.0	80	45	37	4	11	41	116	8	2

NACAR, Yimmy**RHP****Born:** May 5, 1983, Barinas, VZ**Resides:** Barinas, VZ**Bats:** Right**Throws:** Right**Height:** 6-4**Weight:** 175**How Obtained:** Signed by Giants as non-drafted free agent, September 15, 1999.**First Pro Year:** 2000

Year	Club	W-L	ERA	G	GS	CG	SHO	SV	IP	H	R	ER	HR	HB	BB	SO	WP	BK
2000	ARL-Giants	0-1	9.74	12	0	0	0	0	20.1	25	22	22	1	2	20	17	6	0
2001	ARL-Giants	1-0	5.14	17	5	0	0	0	42.0	40	25	24	1	11	22	38	4	2
Minor League Totals		1-1	6.64	29	5	0	0	0	62.1	65	47	46	2	13	42	55	10	2

NIECKULA, Aaron Michael**C****Born:** September 7, 1976, Berwyn, IL**Resides:** Stickney, IL**Bats:** Right**Throws:** Right**Height:** 5-11**Weight:** 200**How Obtained:** Selected from Oakland in minor league Rule V draft, Dec. 13, 2001.**First Pro Year:** 1998

Graduated from Fenwick (Oak Park, IL) High School in 1994...attended University of Illinois...was named to All-Big 10 team his senior year after hitting .332 with 5 HRs and 44 RBI...originally #22 selection by Oakland Athletics in June, 1998 draft...was non-roster spring invitee by Athletics to big league camp in 2001...single.

Year	Club	AVG	G	AB	R	H	2B	3B	HR	RBI	SH	SF	HP	BB	SO	SB	CS	E
1998	Southern Oregon	.206	41	126	17	26	6	0	0	21	2	2	2	18	31	2	0	7
1999	Southern Oregon	.260	15	50	11	13	4	0	1	9	0	1	2	9	12	2	1	3
	Visalia	.277	25	65	13	18	4	0	0	10	2	2	4	8	17	2	0	0
2000	Visalia	.259	72	212	45	55	8	0	2	29	0	2	13	39	54	14	6	11
	Modesto	.271	15	48	6	13	2	0	0	5	0	0	1	12	3	1	3	
2001	Modesto	.289	26	83	12	24	1	1	3	11	2	0	5	8	19	0	1	2
	Visalia	.295	43	129	26	38	6	0	4	15	0	3	10	11	34	2	1	5
	Midland	.385	12	39	8	15	5	0	1	10	1	1	2	2	7	0	0	3
Minor League Totals		.269	249	752	138	202	36	1	11	110	7	11	39	107	186	25	10	34

PADGETT, Daniel E.**LHP****Born:** January 7, 1978, Milwaukee, WI**Resides:** Littleton, CO**Bats:** Left**Throws:** Left**Height:** 6-0**Weight:** 170**How Obtained:** Giants #19 selection in June, 2000 draft. Signed by Steve Arneri.**First Pro Year:** 2000

Attended Northwestern University...single.

Year	Club	W-L	ERA	G	GS	CG	SHO	SV	IP	H	R	ER	HR	HB	BB	SO	WP	BK
2000	Salem-Keizer	2-1	5.23	20	0	0	0	1	20.2	17	12	12	2	0	9	37	3	1
2001	Salem-Keizer	0-0	21.60	4	0	0	0	0	3.1	11	8	8	1	1	2	1	1	0
	Hagerstown	0-1	6.66	19	0	0	0	0	24.1	24	18	18	3	1	18	16	0	0
Minor League Totals		2-2	7.08	43	0	0	0	1	48.1	52	38	38	6	2	29	54	4	1

PANNONE, Anthony J.**RHP****Born:** July 7, 1981, Anaheim, CA**Resides:** Olympia, WA**Bats:** Right**Throws:** Right**Height:** 6-3**Weight:** 220**How Obtained:** Giants #16 selection in June, 2000 draft. Signed by Todd Thomas (May 14, 2001).**First Pro Year:** 2001

Attended Seward County (KS) Community College...single.

Year	Club	W-L	ERA	G	GS	CG	SHO	SV	IP	H	R	ER	HR	HB	BB	SO	WP	BK
2001	Salem-Keizer	7-1	4.11	14	14	0	0	0	76.2	82	41	35	9	8	13	61	7	1

PAULINO, Adalberto**IF****Born:** September 6, 1982, Nizao, DR**Resides:** Nizao, DR**Bats:** Right**Throws:** Right**Height:** 5-11**Weight:** 150**How Obtained:** Signed by Giants as non-drafted free agent, March 7, 2000.**First Pro Year:** 2000

Year	Club	AVG	G	AB	R	H	2B	3B	HR	RBI	SH	SF	HP	BB	SO	SB	CS	E
2000	DSL-Giants	.293	68	263	22	77	8	2	2	32	2	0	4	15	39	2	2	—
2001	DSL-Giants	.245	66	237	37	58	5	2	1	36	1	0	2	27	30	5	13	—
Minor League Totals		.270	134	500	59	135	13	4	3	68	3	0	6	42	69	7	15	—

Minor Leagues

PAVON, Julio C.**RHP****Born:** 14, 1976, Granada, Nicaragua**Resides:** Granada, Nicaragua**Bats:** Right**Throws:** Right**Height:** 6-2**Weight:** 165**How Obtained:** Signed by Giants as non-drafted free agent, May 24, 1999.**First Pro Year:** 2000

Year	Club	W-L	ERA	G	GS	CG	SHO	SV	IP	H	R	ER	HR	HB	BB	SO	WP	BK
2000	Salem-Keizer	5-1	5.51	15	2	0	0	1	49.0	63	33	30	5	2	16	50	3	1
	Bakersfield	3-0	3.46	7	0	0	0	0	13.0	15	11	5	2	0	5	15	1	0
2001	San Jose	1-0	8.74	6	0	0	0	0	11.1	14	12	11	2	2	2	14	0	0
	Hagerstown	6-4	3.12	29	15	1	1	2	112.2	109	45	39	6	3	21	107	4	3
Minor League Totals		15-5	4.14	56	17	1	1	3	185.0	200	101	85	15	7	44	186	8	4

PERNALETE, Marco Antonio**IF****Born:** October 12, 1978, Barquisimeto Lara, VZ**Resides:** Barquisimeto Lara, VZ**Bats:** Both**Throws:** Right**Height:** 6-0**Weight:** 155**How Obtained:** Signed by Giants as non-drafted free agent, Sept. 9, 1995.**First Pro Year:** 1996

Named Howe Sportsdata's California League Pitcher of the Week for June 11-17, 2001...single.

Year	Club	AVG	G	AB	R	H	2B	3B	HR	RBI	SH	SF	HP	BB	SO	SB	CS	E	
1996		— Injured, Did Not Play —																	
1997	Bakersfield	.270	17	37	6	10	0	0	2	1	0	1	2	7	0	1	0	0	
1998	Bakersfield	.232	73	190	19	44	6	0	12	4	0	2	11	52	5	1	1	1	
1999	San Jose	.238	99	370	50	88	19	0	3	32	5	2	5	30	105	10	3	2	
2000	Bakersfield	.256	91	301	53	77	16	1	5	27	6	1	3	57	88	15	3	14	
2001	San Jose	.351	48	171	25	60	11	1	2	22	0	2	2	17	45	3	1	6	
	Fresno	.307	32	101	9	31	7	2	2	11	0	1	0	10	22	1	0	4	
	Shreveport	.280	29	93	9	26	5	1	2	12	1	5	2	9	17	0	1	4	
Minor League Totals		.266	389	1263	171	336	64	5	14	118	17	11	15	136	336	34	10	31	

PINANGO, Ever**IF/OF****Born:** December 22, 1981, Guaira Sucre, VZ**Resides:** Guaira Sucre, VZ**Bats:** Both**Throws:** Right**Height:** 6-0**Weight:** 150**How Obtained:** Signed by Giants as non-drafted free agent, October 30, 1998.**First Pro Year:** 1999

Year	Club	AVG	G	AB	R	H	2B	3B	HR	RBI	SH	SF	HP	BB	SO	SB	CS	E
1999	VSL-La Victoria	.233	44	146	17	34	5	0	0	11	1	1	5	11	15	4	3	—
2000	ARL-Giants	.238	47	130	23	31	4	0	0	11	3	0	4	14	17	13	7	6
2001	ARL-Giants	.161	22	56	5	9	0	0	0	3	4	1	0	3	11	1	3	1
Minor League Totals		.223	113	332	45	74	9	0	0	25	8	2	9	28	43	18	13	—

PINON, Alex**IF****Born:** October 10, 1978, Miami, FL**Resides:** Miami, FL**Bats:** Right**Throws:** Right**Height:** 5-8**Weight:** 170**How Obtained:** Signed by Giants as non-drafted free agent, June 12, 2001.**First Pro Year:** 2001

Attended Barry (FL) University...single.

Year	Club	AVG	G	AB	R	H	2B	3B	HR	RBI	SH	SF	HP	BB	SO	SB	CS	E
2001	Salem-Keizer	.231	51	121	20	28	5	0	0	0	16	2	2	2	31	20	8	1

RAMIREZ, Alexander**IF/C****Born:** March 15, 1982, San Pedro de Macoris, DR**Resides:** San Pedro de Macoris, DR**Bats:** Right**Throws:** Right**Height:** 6-1**Weight:** 160**How Obtained:** Signed by Rick Ragazzo as non-drafted free agent, November 22, 1998.**First Pro Year:** 1999

Year	Club	AVG	G	AB	R	H	2B	3B	HR	RBI	SH	SF	HP	BB	SO	SB	CS	E
1999	DSL-Giants	.190	61	200	39	38	10	2	2	14	6	0	5	48	73	14	3	—
2000	ARL-Giants	.157	40	70	15	11	1	2	0	4	0	1	0	4	26	5	5	6
2001	ARL-Giants	.243	33	111	14	27	2	4	0	10	2	0	3	10	39	1	1	12
Minor League Totals		.199	134	381	68	76	13	8	2	28	8	1	8	62	138	20	9	—

RAMIREZ, Rafael**RHP**

Born: January 4, 1983, San Pedro de Macoris, DR **Resides:** San Pedro de Macoris, DR
Bats: Right **Throws:** Right **Height:** 6-2 **Weight:** 170
How Obtained: Signed by Giants as non-drafted free agent, March 7, 2000.
First Pro Year: 2000

Year	Club	W-L	ERA	G	GS	CG	SHO	SV	IP	H	R	ER	HR	HB	BB	SO	WP	BK
2000	DSL-Giants	5-3	2.52	15	14	1	0	0	75.0	58	41	21	6	11	39	66	6	0
2001	ARL-Giants	1-0	3.55	9	9	0	0	0	38.0	35	17	15	1	0	15	32	2	0
Minor League Totals		6-3	2.87	24	23	1	0	0	113.0	93	58	36	7	11	54	98	8	0

RANSOM, Troy**RHP**

Born: July 9, 1978, Mesa, AZ **Resides:** Chandler, AZ
Bats: Right **Throws:** Right **Height:** 6-2 **Weight:** 180
How Obtained: Giants #29 selection in June, 1999 draft...signed by Doug Mapson.
First Pro Year: 1999

Attended South Mountain (AZ) Junior College...initially an outfielder...converted to pitcher prior to 2001 season...single.

Year	Club	W-L	ERA	G	GS	CG	SHO	SV	IP	H	R	ER	HR	HB	BB	SO	WP	BK	
2001	Salem-Keizer	0-2	6.41	17	0	0	0	0	19.2	31	15	14	4	3	11	13	0	1	
Year	Club	AVG	G	AB	R	H	2B	3B	HR	RBI	SH	SF	HP	BB	SO	SB	CS	E	
1999	Salem-Keizer	.140	26	50	6	7	1	2	0	6	3	1	1	5	19	1	2	0	
2000		— On Voluntary Retired List, Did Not Play —																	
Minor League Totals		.140	26	50	6	7	1	2	0	6	3	1	1	5	19	1	2	0	

RODRIGUEZ, Guillermo Segundo**C**

Born: May 15, 1978, Barquisimeto Lara, VZ **Resides:** Barquisimeto Lara, VZ
Bats: Right **Throws:** Right **Height:** 5-11 **Weight:** 195
How Obtained: Signed by Giants as free agent, November 17, 1995.
First Pro Year: 1996

Graduated from V.E. Formacion Deportiva (Barquisimeto, VZ)...was added to Giants' 40-man roster following 1999 campaign...named to Texas League In-Season All-Star squad in 2001...married (Johanna Torres, Feb. 14, 1998).

Year	Club	AVG	G	AB	R	H	2B	3B	HR	RBI	SH	SF	HP	BB	SO	SB	CS	E
1996	Bellingham	.000	3	4	1	0	0	0	0	0	0	0	0	0	1	0	0	0
1997	Salem-Keizer	.231	11	39	3	9	3	0	0	3	0	0	0	5	12	0	1	1
	San Jose	.148	13	27	2	4	3	1	0	2	2	0	0	0	9	0	0	0
1998	Salem-Keizer	.250	1	4	0	1	0	0	0	0	0	0	0	0	1	0	1	0
	San Jose	.000	1	1	0	0	0	0	0	0	0	0	0	0	0	0	0	0
	VSL-Guacara	.327	32	101	16	33	3	0	5	26	0	2	3	13	19	9	1	—
1999	Bakersfield	.290	41	93	10	27	5	0	1	11	3	2	4	3	18	4	0	6
	Salem-Keizer	.254	33	114	16	29	5	0	6	34	0	0	3	9	28	1	3	5
2000	Bakersfield	.240	118	437	63	105	27	1	10	58	4	3	13	30	101	20	8	15
2001	Shreveport	.204	65	216	21	44	7	0	5	25	5	3	6	8	40	3	0	8
	San Jose	.270	35	126	18	34	10	0	2	21	4	1	8	9	26	2	2	2
Minor League Totals		.246	353	1162	150	286	63	2	29	180	18	11	37	77	255	39	16	—

ROJAS, Ramon**RHP**

Born: January 12, 1981, Puerto Plata, DR **Resides:** Puerto Plata, DR
Bats: Right **Throws:** Right **Height:** 6-3 **Weight:** 170
How Obtained: Signed by Giants as non-drafted free agent, March 20, 1998.
First Pro Year: 1998

Year	Club	W-L	ERA	G	GS	CG	SHO	SV	IP	H	R	ER	HR	HB	BB	SO	WP	BK
1998	DSL-Giants	1-3	5.10	18	1	0	0	2	30.0	36	20	17	1	2	13	13	4	0
1999	DSL-Giants	4-6	3.12	15	15	2	0	0	92.1	91	48	32	7	7	21	47	4	0
2000	ARL-Giants	4-3	6.37	18	2	0	0	1	35.1	55	38	25	1	3	15	20	2	0
2001	ARL-Giants	3-5	3.40	27	0	0	0	0	45.0	43	21	17	2	6	14	27	1	1
Minor League Totals		12-17	4.04	78	18	2	0	3	202.2	225	127	91	11	18	63	107	11	1

SANTANA, Emmanuel Antonio**C/IF****Born:** August 4, 1980, Santurce, Puerto Rico**Resides:** Vega Alta, Puerto Rico**Bats:** Left**Throws:** Right**Height:** 6-0**Weight:** 185**How Obtained:** Signed by Giants as free agent, Jan. 23, 2002.**First Pro Year:** 1998

Originally Kansas City Royals #12 selection in June 1998 draft...released by Royals, Oct. 4, 2000...signed by Seattle Mariners as free agent, Jan. 24, 2001...granted free agency, Oct. 15, 2001...single.

Year	Club	AVG	G	AB	R	H	2B	3B	HR	RBI	SH	SF	HP	BB	SO	SB	CS	E
1998	GCL-Royals	.326	16	46	7	15	6	0	2	10	0	1	1	3	9	0	0	2
1999	GCL-Royals	.157	26	83	8	13	3	0	0	14	0	1	0	19	18	1	1	0
2000	Charleston-WV	.140	38	129	13	18	3	0	1	13	1	0	3	19	30	1	0	3
2001	Everett	.268	68	250	35	67	13	3	6	49	1	1	5	24	47	0	2	4
Minor League Totals		.222	148	508	63	113	25	3	9	86	2	3	9	65	104	2	3	9

SANTANA, Henry Reyes**IF****Born:** March 12, 1983, Los Mameyes, DR**Resides:** Los Mameyes, DR**Bats:** Both**Throws:** Right**Height:** 5-11**Weight:** 170**How Obtained:** Signed by Giants as non-drafted free agent, July 21, 1999.**First Pro Year:** 2000

Year	Club	AVG	G	AB	R	H	2B	3B	HR	RBI	SH	SF	HP	BB	SO	SB	CS	E
2000	ARL-Giants	.245	47	151	30	37	5	2	1	15	4	1	4	26	39	14	7	21
2001	San Jose	.333	7	24	1	8	1	1	1	5	2	0	0	0	7	1	0	3
Minor League Totals		.257	54	175	31	45	6	3	2	20	6	1	4	26	46	15	7	24

SERRANO, Eli Samuel (Sammy)**C****Born:** December 3, 1976, Bronx, NY**Resides:** Woodbridge, VA**Bats:** Right**Throws:** Right**Height:** 6-2**Weight:** 205**How Obtained:** Giants' #2 selection in June, 1998 draft. Signed by Tom Zimmer.**First Pro Year:** 1998

Attended Stetson (FL) University...single.

Year	Club	AVG	G	AB	R	H	2B	3B	HR	RBI	SH	SF	HP	BB	SO	SB	CS	E
1998	Salem-Keizer	.288	48	191	41	55	12	1	9	40	1	4	0	9	36	2	1	6
1999	Bakersfield	.276	125	463	55	128	30	1	9	80	0	6	5	30	78	4	6	13
2000	San Jose	.182	38	132	12	24	3	2	2	17	0	1	0	12	30	4	1	9
2001	San Jose	.209	39	139	14	29	12	1	1	12	1	2	1	7	38	0	0	4
Minor League Totals		.255	250	925	122	236	57	5	21	149	2	13	6	58	182	10	8	32

SERRATO, Juan**RHP****Born:****Resides:****Bats:** Right**Throws:** Right**Height:** 6-2**Weight:** 175**How Obtained:** Giants' #13 selection in June, 2001 draft. Signed by Darren Wittcke (Aug. 5, 2001).**First Pro Year:** 2002

Attended Riverside (CA) Community College...single.

SHABALA, Adam J.**OF****Born:** February 6, 1978, Streator, IL**Resides:** Streator, IL**Bats:** Right**Throws:** Right**Height:** 6-1**Weight:** 190**How Obtained:** Giants' #10 selection in June, 2000 draft. Signed by Todd Thomas.**First Pro Year:** 2000

Attended University of Nebraska...single.

Year	Club	AVG	G	AB	R	H	2B	3B	HR	RBI	SH	SF	HP	BB	SO	SB	CS	E
2000	Salem-Keizer	.216	59	176	27	38	6	3	4	19	0	1	2	30	60	2	1	2
	San Jose	.143	3	7	1	1	0	0	0	0	0	0	0	2	4	0	0	0
	Shreveport	.343	12	35	9	12	0	0	1	4	1	0	0	7	10	2	0	0
	Hagerstown	.313	70	256	37	80	16	2	1	29	5	0	6	37	37	11	4	2
Minor League Totals		.276	144	474	74	131	22	5	6	52	6	1	8	76	111	15	5	4

SHRUM, Paul Allen (Allen)**C****Born:** May 13, 1976, Nashville, TN**Resides:** Heritage, TN**Bats:** Right**Throws:** Right**Height:** 6-3**Weight:** 215**How Obtained:** Signed by Giants as free agent, June 19, 2001.**First Pro Year:** 1998

Attended Lipscomb College...originally signed by Minnesota Twins as non-drafted free agent, June 19, 1998...released by Twins, June 12, 2001...single.

Year	Club	AVG	G	AB	R	H	2B	3B	HR	RBI	SH	SF	HP	BB	SO	SB	CS	E
1998	GCL-Twins	.331	42	127	17	42	10	0	10	25	0	0	3	13	27	3	2	11
	Fort Wayne	.059	6	17	0	1	0	0	0	0	0	0	0	0	8	0	0	0
1999	Quad City	.236	68	191	14	45	12	0	1	22	1	2	3	16	52	0	0	4
2000	Fort Myers	.274	25	73	12	20	4	0	0	10	0	0	1	8	17	0	0	3
	New Britain	.220	41	127	13	28	5	0	2	20	0	1	0	9	32	0	0	0
2001	New Britain	.000	7	12	0	0	0	0	0	0	0	0	0	0	4	0	0	0
	Hagerstown	.217	29	106	12	23	7	0	2	12	1	0	1	6	30	0	1	3
Minor League Totals		.243	218	653	68	159	38	0	15	89	2	3	8	52	170	3	3	21

SOLIS, Hairo Aquino**RHP****Born:** March 3, 1984, Las Matas de Farfan, DR**Resides:** Las Matas de Farfan, DR**Bats:** Right**Throws:** Right**Height:** 6-1**Weight:** 170**How Obtained:** Signed by Giants as non-drafted free agent, May 4, 2001.**First Pro Year:** 2002**SPIEHS, Randall D. (R.D.)****RHP****Born:** October 18, 1979, Grand Island, NE**Resides:** Grand Island, NE**Bats:** Right**Throws:** Right**Height:** 6-3**Weight:** 215**How Obtained:** Giants #33 selection in June, 2001 draft. Signed by Todd Thomas (Aug. 19, 2001).**First Pro Year:** 2002

Attended University of Nebraska...single.

ST. AMAND, Reuben C.**RHP****Born:** August 4, 1979, Glennallen, AK**Resides:** Olympia, WA**Bats:** Right**Throws:** Right**Height:** 6-4**Weight:** 215**How Obtained:** Signed by Giants as free agent, April 18, 2001.**First Pro Year:** 1998

Originally #17 selection by Toronto Blue Jays in June, 1998 draft...released by Blue Jays, March 16, 2001...missed 2001 season due to right elbow surgery...single.

Year	Club	W-L	ERA	G	GS	CG	SHO	SV	IP	H	R	ER	HR	HB	BB	SO	WP	BK
1998	Medicine Hat	0-0	9.82	10	0	0	0	0	11.0	11	16	12	0	0	13	2	3	0
1999	Medicine Hat	0-1	6.11	15	0	0	0	0	28.0	31	23	19	5	1	17	24	4	1
2000	Queens	2-4	5.87	17	5	0	0	0	46.0	65	42	30	1	2	22	28	8	0
2001									— Injured, Did Not Pitch —									
Minor League Totals		2-5	6.46	42	5	0	0	0	85.0	107	81	61	6	3	52	54	15	1

TASCHNER, Jack Gerard**LHP****Born:** April 21, 1978, Milwaukee, WI**Resides:** Racine, WI**Bats:** Left**Throws:** Left**Height:** 6-3**Weight:** 190**How Obtained:** Giants #2 selection (75th pick overall) in June, 1999 draft. Signed by Steve Arneri.**First Pro Year:** 1999

Graduated from Horlick (Racine, WI) High School...attended Wisconsin-Oshkosh University...named to California League In-Season All-Star squad in 2001...single.

Year	Club	W-L	ERA	G	GS	CG	SHO	SV	IP	H	R	ER	HR	HB	BB	SO	WP	BK
1999	Salem-Keizer	3-2	2.51	7	6	0	0	0	28.2	26	12	8	1	0	10	36	0	0
2000	San Jose	2-2	4.10	10	2	0	0	1	26.1	23	17	12	0	4	17	22	3	3
2001	San Jose	4-4	4.11	14	14	0	0	0	65.2	62	33	30	7	5	29	72	8	2
Minor League Totals		9-8	3.73	31	22	0	0	1	120.2	111	62	50	8	9	56	130	11	5

THOMAS, John A.**LHP****Born:** July 24, 1981, Santa Maria, CA**Resides:** Orcutt, CA**Bats:** Left**Throws:** Left**Height:** 6-2**Weight:** 190**How Obtained:** Giants #2 selection (62nd pick overall) in June, 1999 draft. Signed by Doug Mapson (Sept. 27, 1999).**First Pro Year:** 2000

Graduated from Righetti (CA) High School...single.

Year	Club	W-L	ERA	G	GS	CG	SHO	SV	IP	H	R	ER	HR	HB	BB	SO	WP	BK
2000									— Injured, Did Not Pitch —									
2001	Hagerstown	3-3	4.16	15	15	0	0	0	71.1	70	40	33	5	6	22	65	3	2
Minor League Totals		3-3	4.16	15	15	0	0	0	71.1	70	40	33	5	6	22	65	3	2

TREADWAY, Brion J.**RHP****Born:** April 1, 1979, Hamilton, OH**Resides:** Oxford, OH**Bats:** Right**Throws:** Right**Height:** 6-4**Weight:** 205**How Obtained:** Giants #3 selection in June, 2000 draft. Signed by Bobby Myrick.**First Pro Year:** 2000

Attended University of North Carolina-Charlotte...single.

Year	Club	W-L	ERA	G	GS	CG	SHO	SV	IP	H	R	ER	HR	HB	BB	SO	WP	BK
2000	Salem-Keizer	2-3	2.31	8	8	0	0	0	35.0	35	19	9	2	4	17	29	0	2
2001									— Injured, Did Not Pitch —									
Minor League Totals		2-3	2.31	8	8	0	0	0	35.0	35	19	9	2	4	17	29	0	2

TRUMBLE, Daniel R. (Dan)**OF****Born:** September 29, 1979, Nampa, ID**Resides:** Nampa, ID**Bats:** Right**Throws:** Right**Height:** 6-2**Weight:** 205**How Obtained:** Giants #25 selection in June, 2000 draft. Signed by Doug McMillan.**First Pro Year:** 2000

Attended University of San Francisco... named to Arizona Rookie League post-season All-Star team in 2000... honored as TOPPS Arizona Rookie League Player of the Month in July, 2000...single.

Year	Club	AVG	G	AB	R	H	2B	3B	HR	RBI	SH	SF	HP	BB	SO	SB	CS	E
2000	ARL-Giants	.366	42	161	40	59	15	4	8	36	0	3	6	15	53	9	3	4
	Salem-Keizer	.167	15	48	1	8	1	1	0	3	0	0	1	6	24	1	0	2
2001	Hagerstown	.236	119	399	70	94	18	1	26	75	0	1	5	63	157	10	5	5
Minor League Totals		.265	176	608	111	161	34	6	34	114	0	4	12	84	234	20	8	11

TURCO, Anthony M.**C****Born:** October 8, 1979, Worcester, MA**Resides:** Sarasota, FL**Bats:** Left**Throws:** Right**Height:** 5-9**Weight:** 173**How Obtained:** Giants #20 selection in June, 1999 draft. Signed by Tom Zimmer.**First Pro Year:** 2000

Attended St. Petersburg (FL) College...single.

Year	Club	AVG	G	AB	R	H	2B	3B	HR	RBI	SH	SF	HP	BB	SO	SB	CS	E
2000	Salem-Keizer	.500	3	12	3	6	1	0	0	3	0	0	0	0	2	0	0	0
	San Jose	.167	28	72	3	12	2	0	0	5	0	2	0	6	24	0	0	2
2001	Salem-Keizer	.244	42	86	15	21	1	1	2	11	2	0	0	12	20	0	0	2
Minor League Totals		.229	73	170	21	39	4	1	2	19	2	2	0	18	46	0	0	4

UZZELL, Todd J.**RHP****Born:** June 22, 1978, Houston, TX**Resides:** El Paso, TX**Bats:** Right**Throws:** Right**Height:** 6-3**Weight:** 205**How Obtained:** Giants #32 selection in June, 2000 draft. Signed by Doug Mapson.**First Pro Year:** 2000

Attended New Mexico State University...single.

Year	Club	W-L	ERA	G	GS	CG	SHO	SV	IP	H	R	ER	HR	HB	BB	SO	WP	BK
2000	Salem-Keizer	1-5	4.62	16	2	0	0	1	39.0	44	31	20	2	3	22	28	9	1
	San Jose	0-0	6.75	2	0	0	0	0	2.2	4	2	2	0	1	2	3	1	0
2001	Salem-Keizer	2-2	8.16	6	2	0	0	0	14.1	19	13	13	1	3	9	6	0	0
	San Jose	1-1	4.36	15	0	0	0	0	33.0	30	18	16	1	4	18	25	2	0
	Hagerstown	0-0	3.60	1	1	0	0	0	5.0	5	2	2	0	0	3	3	0	0
Minor League Totals		4-8	5.07	40	5	0	0	1	94.0	102	66	53	4	11	54	65	12	1

VELAZQUEZ, Elih Manuel**LHP****Born:** June 2, 1980, Hato Tey, Puerto Rico**Resides:** San Lorenzo, Puerto Rico**Bats:** Left**Throws:** Left**Height:** 6-2**Weight:** 190**How Obtained:** Signed by Giants as free agent, Jan. 12, 2002.**First Pro Year:** 2000

Graduated from Jose Campeche (San Lorenzo, PR) High School in 1998...attended Indian Hills (Centerville, IA) Community College...originally Oakland Athletics #17 selection in June 1998 draft...signed by Athletics, May 12, 1999...released by Athletics, March 23, 2001...single.

Year	Club	W-L	ERA	G	GS	CG	SHO	SV	IP	H	R	ER	HR	HB	BB	SO	WP	BK
2000	ARL-Athletics	4-1	3.70	16	4	0	0	0	41.1	44	18	17	1	1	11	38	1	1
2001	ARL-Athletics	3-2	8.92	15	3	0	0	2	35.1	60	39	35	3	1	7	25	2	1
Minor League Totals		7-3	6.10	31	7	0	0	2	76.2	104	57	52	4	2	18	63	3	2

VENT, Kevin M.**RHP****Born:** June 1, 1977, Kennett, MO**Resides:** Maumelle, AR**Bats:** Right**Throws:** Right**Height:** 6-0**Weight:** 185**How Obtained:** Giants #8 selection in June, 1999 draft. Signed by Todd Thomas.**First Pro Year:** 1999

Attended University of Arkansas...single.

Year	Club	W-L	ERA	G	GS	CG	SHO	SV	IP	H	R	ER	HR	HB	BB	SO	WP	BK
1999	Salem-Keizer	2-3	5.03	17	6	0	0	3	39.1	44	25	22	4	1	18	31	2	1
2000	Bakersfield	4-7	5.16	26	21	0	0	0	83.2	115	65	48	6	1	44	65	6	4
2001	San Jose	5-6	4.69	41	10	0	0	0	103.2	105	70	54	14	8	34	74	7	0
Minor League Totals		11-16	4.92	84	37	0	0	3	226.2	264	160	124	24	10	96	170	15	5

VENTURA, Osiris**RHP****Born:** May 9, 1983, Santo Domingo, DR**Resides:** Santo Domingo, DR**Bats:** Right**Throws:** Right**Height:** 5-11**Weight:** 170**How Obtained:** Signed by Giants as non-drafted free agent, June 1, 2000.**First Pro Year:** 2000

Year	Club	W-L	ERA	G	GS	CG	SHO	SV	IP	H	R	ER	HR	HB	BB	SO	WP	BK
2000	DSL-Giants	3-2	3.76	19	0	0	0	0	38.1	38	22	16	2	2	21	30	7	0
2001	DSL-Giants	1-2	6.38	17	0	0	0	0	24.0	32	25	17	0	3	10	21	5	0
Minor League Totals		4-4	4.76	36	0	0	0	0	62.1	70	47	33	2	5	31	51	12	0

VILLANO, Michael John (Mike)**RHP****Born:** August 10, 1971, Bay City, MI**Resides:** Bay City, MI**Bats:** Right**Throws:** Right**Height:** 6-0**Weight:** 195**How Obtained:** Signed by Giants as free agent, Oct. 15, 2001.**First Pro Year:** 1994

Graduated from Handy (Bay City, MI) High School in 1990...attended Saginaw Valley (MI) College...originally Giants #25 selection in June 1994 draft...released by Giants Sept. 26, 1994...re-signed by Giants Oct. 21, 1994...converted from outfielder to pitcher prior to 1995 campaign...traded by Giants with RHP Joe Fontenot and RHP Mick Pageler to Florida Marlins in exchange for RHP Robb Nen, Nov. 18, 1997...released by Marlins, Aug. 10, 1999...signed by New York Mets, Aug. 14, 1999...granted free agency, Oct. 15, 1999...signed by Pittsburgh Pirates, Dec. 15, 1999...granted free agency, Oct. 15, 2000...signed by Kansas City Royals, March 10, 2001...released by Royals, Aug. 1, 2001.

Year	Club	W-L	ERA	G	GS	CG	SHO	SV	IP	H	R	ER	HR	HB	BB	SO	WP	BK
1995	San Jose	0-1	1.65	21	0	0	0	1	32.2	27	7	6	2	3	11	42	3	0
	Burlington	3-1	2.84	16	0	0	0	1	25.1	20	12	8	1	4	21	29	5	0
1996	San Jose	7-1	0.72	39	2	0	0	8	88.0	48	12	7	2	0	33	133	7	1
	Shreveport	2-0	3.00	2	2	0	0	0	12.0	6	4	4	0	0	8	7	0	0
1997	Shreveport	3-1	6.29	30	0	0	0	2	34.1	41	25	24	5	0	20	26	4	1
	Phoenix	5-3	4.16	13	11	0	0	0	71.1	75	36	33	7	2	27	41	2	0
1998	Charlotte	3-5	7.69	13	10	0	0	0	59.2	82	55	51	14	3	18	47	3	2
1999	Calgary	1-5	6.21	36	1	0	0	2	58.0	87	43	40	18	5	17	48	7	1
	Norfolk	0-0	4.50	2	0	0	0	0	2.0	3	1	1	0	0	2	1	0	0
2000	Nashville	5-3	6.42	45	1	0	0	2	75.2	77	64	54	13	3	43	56	6	2
2001	Wichita	6-7	4.50	37	2	0	0	4	68.0	79	43	34	8	10	29	40	7	1
	Shreveport	0-0	1.04	7	0	0	0	5	8.2	6	1	1	1	0	1	7	0	0
Minor League Totals		35-27	4.42	261	29	0	0	25	535.2	551	303	263	71	30	230	477	44	8

Year	Club	AVG	G	AB	R	H	2B	3B	HR	RBI	SH	SF	HP	BB	SO	SB	CS	E
1994	Everett	.281	23	57	8	16	4	0	1	8	0	1	1	11	21	2	2	1

VON SCHELL, Eric Tyler (Tyler)**IF****Born:** July 7, 1979, Santa Rosa, CA**Resides:** Goleta, CA**Bats:** Right **Throws:** Right**Height:** 6-3 **Weight:** 215**How Obtained:** Giants #15 selection in June, 2001 draft. Signed by Darren Wittcke.**First Pro Year:** 2001

Attended University of California-Santa Barbara...named Howe Sportsdata's Northwest League Player of the Week for June 26-July 1, 2001...single.

Year	Club	AVG	G	AB	R	H	2B	3B	HR	RBI	SH	SF	HP	BB	SO	SB	CS	E
2001	Salem-Keizer	.273	75	293	50	80	18	2	10	45	0	3	4	26	63	1	2	5

WADDELL, Jason R.**LHP****Born:** June 11, 1981, Huntington Beach, CA**Resides:** Riverside, CA**Bats:** Right **Throws:** Left**Height:** 6-2 **Weight:** 182**How Obtained:** Giants #8 selection in June, 2001 draft. Signed by Darren Wittcke.**First Pro Year:** 2001

Attended Riverside (CA) Community College...single.

Year	Club	W-L	ERA	G	GS	CG	SHO	SV	IP	H	R	ER	HR	HB	BB	SO	WP	BK
2000	Salem-Keizer	1-1	5.46	15	1	0	0	0	28.0	30	19	17	2	1	11	30	3	0
	ARL-Giants	0-1	3.00	1	1	0	0	0	6.0	8	3	2	0	1	0	3	0	0
Minor League Totals		1-2	5.03	16	2	0	0	0	34.0	38	22	19	2	2	11	33	3	0

WALK, Mitchell P. (Mitch)**LHP****Born:** April 7, 1978, Urbana, IL**Resides:** Mattoon, IL**Bats:** Left **Throws:** Left**Height:** 6-2 **Weight:** 185**How Obtained:** Signed by Giants as non-drafted free agent, June 23, 2000.**First Pro Year:** 2000

Attended University of Illinois...single.

Year	Club	W-L	ERA	G	GS	CG	SHO	SV	IP	H	R	ER	HR	HB	BB	SO	WP	BK
2000	ARL-Giants	4-4	4.43	12	12	1	0	0	63.0	63	37	31	5	6	17	68	7	2
	San Jose	0-1	3.00	1	1	0	0	0	6.0	7	2	2	0	0	1	6	0	0
2001	San Jose	9-6	3.54	27	19	0	0	0	117.0	115	57	46	13	7	39	59	3	0
Minor League Totals		13-11	3.82	40	32	1	0	0	186.0	185	96	79	18	13	57	133	10	2

WALKER, Mark J.**OF****Born:** August 17, 1978, Miami, FL**Resides:** Miami, FL**Bats:** Right **Throws:** Right**Height:** 6-1 **Weight:** 195**How Obtained:** Giants #40 selection in June, 2000 draft. Signed by Charlie Gonzalez.**First Pro Year:** 2000

Attended University of Miami (FL)...single.

Year	Club	AVG	G	AB	R	H	2B	3B	HR	RBI	SH	SF	HP	BB	SO	SB	CS	E
2000	Salem-Keizer	.189	35	95	12	18	3	1	1	7	0	0	0	13	52	3	1	1
2001	Hagerstown	.160	58	169	19	27	4	2	4	12	2	2	0	32	74	8	2	1
	Shreveport	.233	43	90	14	21	6	1	3	9	0	1	0	8	36	2	1	3
Minor League Totals		.186	136	354	45	66	13	4	8	28	2	3	0	53	162	13	4	5

WILFONG, Nicholas W.**OF****Born:** November 6, 1978, St. Louis, MO**Resides:** Wappapello, MO**Bats:** Left **Throws:** Right**Height:** 6-1 **Weight:** 190**How Obtained:** Giants #8 selection in June, 2000 draft. Signed by Todd Thomas.**First Pro Year:** 2000

Attended University of Missouri...single.

Year	Club	AVG	G	AB	R	H	2B	3B	HR	RBI	SH	SF	HP	BB	SO	SB	CS	E
2000	Salem-Keizer	.282	65	227	35	64	14	5	5	31	1	1	4	30	83	6	2	0
2001	San Jose	.208	17	48	7	10	2	0	1	7	2	1	0	9	23	1	1	0
	Hagerstown	.238	109	370	44	88	15	2	15	58	6	5	4	39	138	15	2	1
Minor League Totals		.251	191	645	86	162	31	7	21	96	9	7	8	78	244	22	5	1

WILLIAMS, Jerome Lee**RHP****Born:** December 4, 1981, Honolulu, HI**Resides:** Las Vegas, NV**Bats:** Right**Throws:** Right**Height:** 6-3**Weight:** 180**How Obtained:** Giants sandwich selection (39th pick overall) in June, 1999 draft. Signed by Darren Wittke.**First Pro Year:** 1999

Graduated from Waipahu (HI) High School in 1999... earned Howe Sportsdata Northwest League Pitcher of Week honors Aug. 23-29, 1999... participated in 2001 All-Star Futures Game in Seattle... single.

Year	Club	W-L	ERA	G	GS	CG	SHO	SV	IP	H	R	ER	HR	HB	BB	SO	WP	BK
1999	Salem-Keizer	1-1	2.19	7	7	1	0	0	37.0	29	13	9	1	3	11	34	1	0
2000	San Jose	7-6	2.94	23	19	0	0	0	125.2	89	53	41	6	10	48	115	9	2
2001	Shreveport	9-7	3.95	23	23	2	1	0	130.0	116	69	57	14	9	34	84	6	1
Minor League Totals		17-14	3.29	53	49	3	2	0	292.2	234	135	107	21	22	93	233	16	3

WILLIAMS, Jon S.**C****Born:** May 18, 1979, St. Louis, MO**Resides:** Columbia, MO**Bats:** Left**Throws:** Right**Height:** 5-10**Weight:** 190**How Obtained:** Giants #44 selection in June, 2001 draft. Signed by Todd Thomas.**First Pro Year:** 2001

Attended University of Missouri... single.

Year	Club	AVG	G	AB	R	H	2B	3B	HR	RBI	SH	SF	HP	BB	SO	SB	CS	E
2001	ARL-Giants	.324	39	136	24	44	7	3	3	26	0	3	5	16	14	1	1	5
	Salem-Keizer	.615	6	13	5	8	1	0	2	4	0	0	0	1	2	0	0	0
Minor League Totals		.349	45	149	29	52	8	3	5	30	0	3	5	17	16	1	1	5

WRIGHT, Michael Ryan (Mike)**C****Born:** March 13, 1976, San Jose, CA**Resides:** San Jose, CA**Bats:** Right**Throws:** Right**Height:** 6-2**Weight:** 210**How Obtained:** Signed by Matt Nerland as non-drafted free agent, June 19, 1999.**First Pro Year:** 1999

Graduated from Bellarmine (San Jose, CA) College Prep... attended San Jose State University... single.

Year	Club	AVG	G	AB	R	H	2B	3B	HR	RBI	SH	SF	HP	BB	SO	SB	CS	E
1999	Salem-Keizer	.270	24	63	14	17	4	0	1	7	0	1	2	17	12	0	0	6
2000	San Jose	.191	97	299	29	57	10	1	6	33	10	0	6	31	102	1	0	9
2001	Shreveport	.242	62	182	13	44	10	0	3	19	4	2	1	12	62	0	2	4
	Fresno	.375	2	8	2	3	0	0	1	3	0	0	0	2	0	0	0	0
Minor League Totals		.219	185	552	58	121	24	1	11	62	14	3	9	60	178	1	2	19

YACCO, Anthony James**RHP****Born:** December 2, 1980, White Plains, NY**Resides:** Mahopac, NY**Bats:** Right**Throws:** Right**Height:** 6-3**Weight:** 220**How Obtained:** Giants #10 selection in June, 1999 draft. Signed by Alan Marr.**First Pro Year:** 1999

Graduated from Mahopac (NY) High School in 1999... single.


Year	Club	W-L	ERA	G	GS	CG	SHO	SV	IP	H	R	ER	HR	HB	BB	SO	WP	BK
1999	Salem-Keizer	0-1	13.15	9	4	0	0	1	13.0	16	19	19	1	5	14	12	4	1
2000									— Suspended, Did Not Pitch —									
2001	San Jose	1-0	3.38	7	0	0	0	0	13.1	10	7	5	2	1	12	15	1	0
	Hagerstown	3-0	2.61	24	0	0	0	0	38.0	27	15	11	2	8	23	37	5	0
Minor League Totals		4-1	4.90	40	4	0	0	1	64.1	53	41	35	5	14	49	64	10	1

2001 Giants June Draft Selections

Rnd	Pick	Name	Pos	School	Hometown	HT	WT	B/T	Birthdate	Scout
1	21	HENNESSEY, Brad	RHP	Youngstown State U.	Toledo, OH	6'2	185	R/R	2/7/80	Arnieri
1	30	LOWRY, Noah	LHP	Pepperdine U.	Ojai, CA	6'2	208	L/L	10/10/80	Wittcke
1A	41	LINDEN, Todd	OF	Louisiana State U.	Bremerton, WA	6'2	215	S/R	6/30/80	Korenek
2	74	FOPPERT, Jesse	RHP	U. San Francisco	San Rafael, CA	6'4	210	R/R	7/10/80	Mapson
3	106	BENAVIDEZ, Julian	3B	Diablo Valley JC	Oakland, CA	6'2	215	R/R	4/14/82	Nerland
4	136	CRAM, Joshua	RHP	Clemson U.	Edmonds, WA	6'2	200	R/R	8/22/80	Elder
5	166	KNOEDLER, Justin	RHP	U. Miami of Ohio	Springfield, IL	6'2	205	R/R	7/17/80	Arnieri
6	196	CASH, David	RHP	U. California-Berkeley	Modesto, CA	6'1	180	R/R	7/25/79	Nerland
7	226	ATHAS, Jamie	SS	Wake Forest U.	Holyoke, MA	6'2	190	L/R	10/14/79	Myrick
8	256	WADDELL, Jason	LHP	Riverside CC	Riverside, CA	6'2	175	L/L	6/11/81	Wittcke
9	286	LARGE, Terry	RHP	Seminole HS	Largo, FL	6'4	190	R/R	5/28/83	Turco, Jr.
10	316	HUTCHISON, Wes	RHP	Lewis-Clark State	Glendale, CA	6'1	195	R/R	5/31/79	Shafer
11	346	McMAINS, Derin	2B	U. Arkansas-Little Rock	Mountain Home, AR	6'0	180	S/R	11/3/79	Thomas
12	376	MONTEZ, Alberto	RHP	U. Texas	El Paso, TX	6'2	210	R/R	12/11/79	Korenek
13	406	SERRATO, Juan	RHP	Riverside CC	Riverside, CA	6'2	175	R/R	11/4/81	Wittcke
14	436	TIMMONS, Jeff	C	Nova HS	Hollywood, FL	6'2	180	R/R	10/8/82	Gonzalez
15	466	VON SCHELL, Tyler	1B	U. Cal - Santa Barbara	Goleta, CA	6'3	215	R/R	7/7/79	Wittcke
16	496	JAMES, Craig	RHP	Killian HS	Miami, FL	6'1	175	R/R	3/10/83	Gonzalez
17	526	HOLM, Steven	C	Oral Roberts U.	Sacramento, CA	6'0	195	R/R	10/21/79	Thomas
18	556	BULLER, Dayton	C	Fresno City College	Oakhurst, CA	6'0	190	R/R	6/22/81	Wittcke
19	586	MEYER, Robbie	OF	U. California-Berkley	Concord, CA	6'2	195	R/R	12/15/78	Mapson
20	616	GIANNOTTI, Richard	OF	St. Thomas Aquinas HS	Plantation, FL	6'3	175	S/R	8/19/83	Gonzalez
21	646	MIRANDA, Miguel	SS	U. Arkansas-Little Rock	Rio Piedras, PR	6'0	175	S/R	6/10/79	Thomas
22	676	JERNIGAN, Karl	OF	Florida State U.	Navarre, FL	6'2	195	R/R	4/15/79	Turco, Jr.
23	706	BENJAMIN, Petersen	RHP	Florida Atlantic U.	Boca Raton, FL	6'4	210	R/R	10/2/78	Gonzalez
24	736	HEALEY, Peter	RHP	Cardinal Gibbons HS	Fort Lauderdale, FL	6'3	185	R/R	6/13/83	Gonzalez
25	766	MEAUX, Ryan	LHP	Lamar CC	Denver, CO	5'11	175	R/L	10/5/78	Strain
26	796	WILSON, Robert	C	Seminole HS	Seminole, FL	6'1	213	R/R	4/8/83	Turco, Jr.
27	826	ANDERSON, Keith	C	Cal Poly SLO	Escondido, CA	6'1	205	R/R	1/6/79	Mapson
28	856	HIXSON, David	RHP	Gonzaga U.	Vancouver, WA	6'1	195	R/R	9/13/78	Shafer
29	886	HUNTINGFORD, Matt	OF	Florida International U.	West Vancouver, BC	6'1	182	L/L	3/5/79	Gonzalez
30	916	MERCER, Joe	C	American River JC	Carson City, NV	6'0	185	L/R	9/2/81	McMillan
31	946	CIESLUK, Christopher	SS	Taunton HS	Taunton, MA	6'1	185	R/R	2/6/83	Tufts
32	976	STIRM, Brian	RHP	West Valley JC	Saratoga, CA	6'4	200	R/R	3/13/82	Nerland
33	1006	SPIEHS, Randall	RHP	U. Nebraska	Grand Island, NE	6'3	215	R/R	10/18/79	Thomas
34	1036	HORNOSTAJ, Aaron	2B	St. Thomas Villanova HS	Waterloo, Ontario	6'1	170	L/R	5/19/83	Arnieri
35	1066	HAMBLEN, Chris	C	U. Cincinnati	Fort Thomas, KY	6'1	185	S/R	2/17/80	Arnieri
36	1096	HOPPER, Matthew	1B	U. Nebraska	Morrison, CO	6'4	210	R/R	11/6/79	Thomas
37	1126	MITTAUER, Todd	RHP	Dade Christian HS	Cooper City, FL	6'5	205	R/R	4/24/83	Gonzalez
38	1156	JORDAN, Lamont	2B	Dinwiddie County HS	Sutherland, VA	5'11	160	R/R	5/5/83	Myrick
39	1186	SOMNIS, Matthew	RHP	Tumwater HS	Olympia, WA	6'6	210	R/R	11/14/83	Shafer
40	1216	GARCIA, Ruddy	RHP	Lake Worth HS	Lake Worth, FL	6'2	170	R/R	8/1/83	Gonzalez
41	1245	AUSTIN, Allen	2B	Mt. Hood CC	Beaverton, OR	5'9	185	R/R	10/19/81	Shafer
42	1272	HISER, Charles	OF	Hagerstown JC	Hagerstown, MD	6'0	185	R/R	8/18/81	Myrick
43	1300	BULGER, Kevin	SS	Brookwood HS	Snellville, GA	6'4	185	R/R	2/16/83	DiCarlo
44	1328	WILLIAMS, Jon	C	U. Missouri	Imperial, MO	5'10	190	L/R	5/18/79	Thomas
45	1356	AMONITE, Karl	1B	Conners State College	Essex, Ontario	6'5	235	L/R	4/14/82	Thomas
46	1384	ADCOCK, Michael	RHP	Lebanon HS	Watertown, TN	6'1	180	R/R	5/10/83	Elder
47	1411	MUNTER, Scott	RHP	Butler County CC	Omaha, NE	6'6	235	R/R	3/7/80	Thomas
48	1437	O'TOOLE, Paul	C	U. Notre Dame	Lakewood, OH	6'2	215	L/R	2/24/80	Arnieri
49	1462	BULGER, Brian	RHP	Southern Georgia JC	Snellville, GA	6'4	200	R/R	12/2/80	Elder
50	1485	McGINNIS, Patrick	RHP	Central Missouri St. U.	Lee's Summit, MO	5'11	180	R/R	8/13/80	Thomas

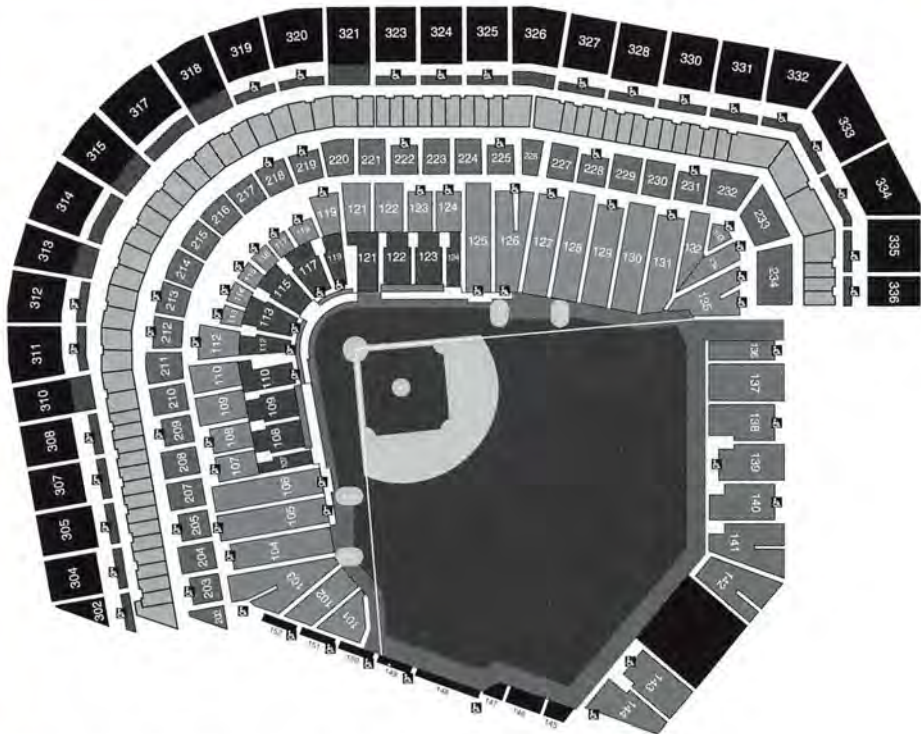
bold indicates signed players

OTHER INFO



Fans enjoy McCovey Cove, which is named in honor of Giants Hall of Famer WILLIE McCOVEY, beyond the right field wall at Pacific Bell Park.

Pacific Bell Park



Address: 24 Willie Mays Plaza, San Francisco, California 94107

Phone: (415) 972-2000

Field Measurements: Left Foul Line: 339 feet; Right Foul Line: 309 feet; Center Field: 399 feet;
Left-center Field Alley: 364 feet; Right-center Field Alley: 421 feet

Stadium Operator: San Francisco Giants

Seating Capacity: 41,467

Surface: Kentucky Bluegrass Blend with crushed volcanic rock infield and rubberized tartan-surface warning track

Outfield Fences: 8 feet high from left field to center with 19-foot span that reaches 11 feet high at its peak in left field; 25 feet high in right field

Distance from Stands to Home Plate: 48 feet from first row of seats behind home plate

Lighting: 668 fixtures on 5 towers (178 feet high on 1st and 3rd base, 161 feet high in outfield), generating 350 foot candles of light in the infield and 270 near the outfield fence

Scoreboard Dimensions: 122 feet from the field to the top of the scoreboard; 179 feet to the top of the light standards on the scoreboard

Matrix Board: 24 feet by 73 feet; requires 846,000 watts of power

Panasonic Video Replay Screen: 32 feet by 24 feet

Clock Face: 17 feet in diameter

Parking: 4,800 parking spaces in Giants lots

Original Cost of Park: \$357 million

Location: The 13-acre site is bounded by King, Second and Third streets, and by the China Basin Channel. The site is owned by the Port of San Francisco and is leased to the Giants at fair market value.

Pacific Bell Park Facts & Figures

Opening Date: April 11, 2000

Design: Classic urban ballpark with an old-time feel and all the amenities of modern ballparks. Inspired by Wrigley Field and Fenway Park and modeled after Oriole Park at Camden Yards, Jacobs Field and Coors Field.

Construction: Commenced on December 11, 1997. Construction lasted 28 months, with Opening Day on April 11, 2000.

Financing: Pacific Bell Park, the first privately financed Major League ballpark to be built in 38 years, cost \$357 million. The financing plan included \$172 million from naming rights, other sponsorships, pouring rights, concession rights and the selling of charter seats; a \$170 million bank loan; and \$15 million in tax increment financing from the City's Redevelopment Agency.

Luxury Suites: 67

Charter Seat Licenses: Lifetime rights to the very best 15,000 seats at Pacific Bell Park. Every dollar generated from the Charter Seat Program went directly to the construction of Pacific Bell Park.

Club Seats: Some of the best seats in the park, which come with a full range of amenities, including gourmet cafes and specialty food concessions, waiter service at the seats, concierge service and access to a business conference center.

Concourses: Extra-wide concourses make for comfortable and convenient movement within the ballpark. Concourses have a view of the field so that fans going to their seats, to the restroom or to concession stands, won't miss the game.

Sight Lines: All seats at Pacific Bell Park face the baseball diamond to ensure good views of the action for everyone.

Transportation: Pacific Bell Park is conveniently located to almost all public transit systems servicing the San Francisco Bay Area. The ballpark is adjacent to N-Judah Muni Metro rail line, within a block of five Muni bus routes, just over one block from the CalTrain depot and about a 15-20 minute walk from BART (which connects with MUNI Metro for service directly to the ballpark). The China Basin Ferry Terminal, located adjacent to the the public plaza behind the centerfield scoreboard, will accommodate ferry service from points in the North Bay and East Bay. Interstates 280, 80 and 101 provide excellent auto access to Pacific Bell Park.

Parking: The ballpark parking lots, located just south of the ballpark along Third Street (across the Lefty O'Doul Bridge) accommodate 4,800 cars. Up to 6,000 additional parking spaces are available on streets and in parking lots within a 15-minute walk of the ballpark.

Weather: Pacific Bell Park is located in one of the sunniest, warmest areas in San Francisco. Wind conditions are greatly improved from Candlestick Park. Also modern design technology allowed for construction which can effectively block the wind.

Coca-Cola Fan Lot: Located on the Promenade Level, above the left field bleachers, the Coca-Cola Fan Lot is an interactive, play area for families and friends. The attraction offers guests not only a great view of the game but also views of the San Francisco skyline, Bay Bridge and San Francisco Bay. The Fan Lot has many baseball-themed activities, including slides, a viewing platform, a mini-Pacific Bell Park playing field, picnic areas, baserunning areas, autograph rubbings, one of the world's largest baseball gloves and more. It is for guests of all ages to enjoy.

Construction Materials: Pacific Bell Park was built by approximately 1,800 construction workers. Below is a look at the raw materials involved in building the new park:

Piles:	2,103
Bricks:	653,284
Railing:	8 miles
Structural Concrete (foundations, etc.):	66,497 yd ³
Site Concrete (sidewalks, etc.):	138,533 ft ²
Precast Concrete (materials produced off-site):	265,880 ft ²
Tower Cranes (200-plus ft. each):	Three
Rebar:	10,199 tons
Structural Steel:	4,066 tons
Caulking Sealant:	17 miles

Pacific Bell Partners: The San Francisco Giants teamed up with several outside vendors to help create and finance the new downtown ballpark, including:

- Financing:** Chase Securities, Inc.
- Developer:** Kajima Urban Development
- Architect:** HOK Sport
- Construction:** Huber Hunt & Nichols/Kajima Construction Services
- Naming Rights Sponsor:** Pacific Bell
- Winner's Circle Corporate Sponsors:** Pacific Bell, The Coca-Cola Company, CHW, Bay Area Region, Enron Energy Services, Old Navy, San Francisco Chronicle, VISA U.S.A., Inc., Anheuser-Busch, Inc., Chevron Products Company, Nortel Networks, MBNA America Bank, California State Automobile Association, Panasonic, Bank of America and Charles Schwab Company

Pacific Bell Park Firsts

Date - Tuesday, April 11, 2000

Temperature - 65 degrees (winds 14mph from Northwest)

First Pitch (time) - 1:39 pm (Pacific)

First Pitch (outcome) - ball (thrown by Kirk Rueter to Devon White)

Home Plate Umpire - Ed Montague

Attendance - 40,930

Final Score - Dodgers 6 - Giants 5

Time of Game - 3:01

First Night Game - Wednesday, April 12, 2000; Dodgers 6 - Giants 5

Los Angeles Dodgers

22.....	Devon White.....	CF
8.....	Mark Grudzielanek.....	2B
15.....	Shawn Green.....	RF
10.....	Gary Sheffield.....	LF
17.....	Geronimo Berroa.....	1B
29.....	Adrian Beltre.....	3B
9.....	Todd Hundley.....	C
43.....	Kevin Elster.....	SS
61.....	Chan Ho Park.....	RHP

San Francisco Giants

7.....	Marvin Benard.....	CF
32.....	Bill Mueller.....	3B
25.....	Barry Bonds.....	LF
21.....	Jeff Kent.....	2B
23.....	Ellis Burks.....	RF
6.....	J.T. Snow.....	1B
35.....	Rich Aurilia.....	SS
15.....	Doug Mirabelli.....	C
46.....	Kirk Rueter.....	LHP

FIRST HIT: Devon White, Los Angeles Dodgers (Single to rightfield off Kirk Rueter, 1st inning, Opening Day)

Giants' Hit: Bill Mueller (Single through hole at 2nd base off Chan Ho Park, 1st inning, Opening Day)

FIRST RUN SCORED: Bill Mueller, San Francisco Giants (Scored from 1st on Barry Bonds' double off Chan Ho Park, 1st inning, Opening Day)

FIRST HOME RUN: Kevin Elster, Los Angeles Dodgers (Solo to left-center field off Kirk Rueter in 3rd inning, 3-2 pitch, Opening Day)

Giants' Home Run: Barry Bonds (Solo to centerfield off Chan Ho Park in 3rd inning, 2-2 pitch, Opening Day)

FIRST RBI: Barry Bonds, San Francisco Giants (Doubled to rightfield off Chan Ho Park, scoring Bill Mueller, 1st inning, Opening Day)

FIRST HOME RUN INTO MCCOVEY COVE: Barry Bonds, San Francisco Giants (HR into McCovey Cove off Rich Rodriguez, 7th inning, 5/1/00)

Opponents' Home Run into McCovey Cove: Todd Hundley, Los Angeles Dodgers (solo shot off Robb Nen, 9th inning, 6/30/00)



Kirk Rueter delivers the historic first pitch at Pacific Bell Park to LA's Devon White April 11, 2000.

Pacific Bell Park Home Runs

Home Run Highs and Lows

Most HRs in Single Game, SF:	6, Sept. 5, 2000 vs. Philadelphia
Most HRs in Single Game, Opponent:	4, July 21, 2001 vs. Arizona
Most HRs in Single Game, Total:	7, Sept. 5, 2000 vs. Philadelphia
Games with no HRs, SF:	41 games; last, Oct. 6, 2001 vs. Los Angeles
Games with no HRs, Opponent:	88 games; last, Oct. 7, 2001 vs. Los Angeles
Games with no HRs, Total:	23 games; last, Oct. 6, 2001 vs. Los Angeles

Individual Home Runs

3-HR Games, SF Player:	None
3-HR Games, Opposing Player:	Kevin Elster, April 11, 2000 vs. Los Angeles
2-HR Games, SF Player:	Bobby Estalella, May 8, 2000 vs. St. Louis
	Barry Bonds, May 10, 2000 vs. St. Louis
	Jeff Kent, July 2, 2000 vs. Los Angeles
	J.T. Snow, July 17, 2000 vs. Texas
	Ellis Burks, Aug. 19, 2000 vs. Atlanta
	Ellis Burks, Aug. 20, 2000 vs. Atlanta
	Barry Bonds, Sept. 4, 2000 vs. Philadelphia
	Barry Bonds, Sept. 5, 2000 vs. Philadelphia
	J.T. Snow, May 8, 2001 vs. Montreal
	Barry Bonds, May 30, 2001 vs. Arizona
	Felipe Creso, June 7, 2001 vs. San Diego
	Barry Bonds, June 15, 2001 vs. Oakland
	Barry Bonds, July 18, 2001 vs. Colorado
	Barry Bonds, August 16, 2001 vs. Florida
	Rich Aurilia, September 4, 2001 vs. Arizona
	Barry Bonds, October 5, 2001 vs. Los Angeles
2-HR Games, Opposing Player:	Kelly Stinnett, April 15, 2000 vs. Arizona
	Gary Sheffield, June 30, 2000 vs. Los Angeles
	Chipper Jones, Aug. 20, 2000 vs. Atlanta
	Jose Hernandez, July 7, 2001 vs. Milwaukee

Top 10 Home Run Totals Pacific Bell Park

Player, Team	HRs
1. Barry Bonds, SF.....	62
2. Rich Aurilia, SF.....	27
3. Jeff Kent, SF.....	22
4. Ellis Burks, SF.....	15
5. J.T. Snow, SF.....	13
6. Marvin Benard, SF.....	9
7. Bobby Estalella, SF.....	8
8. Russ Davis, SF.....	6
9. Felipe Crespo, SF/PHI.....	5
Ramon Martinez, SF.....	5
Armando Rios, SF/PIT.....	5



Barry Bonds has hit 15 of the Giants' 17 Splash Hit home runs into McCovey Cove.

McCovey Cove

Twenty home runs have been hit over the right field wall and landed in MCCOVEY COVE on the fly. Here is a look at who has made a splash:

Player, Team	Date	Opp.	Pitcher
Barry Bonds, SF.....	5/1/00.....	NY.....	Rich Rodriguez
Barry Bonds, SF.....	5/10/00.....	STL.....	Andy Benes
Barry Bonds, SF.....	5/10/00.....	STL.....	Heathcliff Slocumb
Barry Bonds, SF.....	5/24/00.....	MON.....	Mike Thurman
Todd Hundley, LA.....	6/30/00.....	SF.....	Robb Nen
Barry Bonds, SF.....	7/19/00.....	SD.....	Brian Meadows
Barry Bonds, SF.....	9/20/00.....	CIN.....	Steve Parris
Luis Gonzalez, AZ.....	9/23/00.....	SF.....	Shawn Estes
Barry Bonds, SF.....	4/17/01.....	LA.....	Terry Adams
Barry Bonds, SF.....	4/18/01.....	LA.....	Chan Ho Park
Barry Bonds, SF.....	5/24/01.....	COL.....	John Thomson
Felipe Crespo, SF.....	5/28/01.....	AZ.....	Bret Prinz
Mark Grace, AZ.....	5/28/01.....	AZ.....	Tim Worrell
Barry Bonds, SF.....	5/30/01.....	AZ.....	Robert Ellis
Barry Bonds, SF.....	6/12/01.....	ANA.....	Pat Rapp
Felipe Crespo, SF.....	7/8/01.....	MIL.....	Curtis Leskanic
Barry Bonds, SF.....	8/4/01.....	PHI.....	Nelson Figueroa
Barry Bonds, SF.....	8/14/01.....	FLA.....	Ricky Bones
Barry Bonds, SF.....	8/31/01.....	COL.....	John Thomson
Barry Bonds, SF.....	9/29/01.....	SD.....	Chuck McElroy

Bold - Splash Hits by opponents



Fourth Polo Grounds

Giants Home Ballparks

Ballpark	Years Used	First Game	Last Game
Polo Grounds I (110th St. and Sixth Ave.)	1883-1888	N.Y. 7, Boston 5 May 1, 1883	Indianapolis 6, N.Y. 4 Oct. 13, 1888
Oakland Park (Oakland and Hoboken Avenues, Jersey City)	1889 (2 games)	Boston 8, N.Y. 7 April 24, 1889	N.Y. 11, Boston 10 April 25, 1889
St. George Grounds (Staten Island, St. George section on the harbor)	1889 (25 games)	N.Y. 4, Washington 2 April 29, 1889	N.Y. 14, Philadelphia 4 June 14, 1889
Polo Grounds III (155th St. and 8th Ave.)	1889-1890	N.Y. 7, Pittsburgh 5 July 8, 1889	Boston 8, N.Y. 5 Sept. 10, 1890
Polo Grounds IV (155th St. and 8th Ave.)	1891-1911	Boston 4, N.Y. 3 April 22, 1891	Philadelphia 6, N.Y. 1 April 13, 1911
Hilltop Park (165th Street and Fort Washington Ave.)	1911	N.Y. 6, Brooklyn 3 April 15, 1911	N.Y. 4, 3, Brooklyn 1, 0 May 30, 1911 (doubleheader)
Polo Grounds V (157th St. and 8th Ave.)	1911-1957	N.Y. 3, Boston 0 June 28, 1911	Pittsburgh 9, N.Y. 1 Sept. 29, 1957
Seals Stadium (15th and Bryant)	1958-1959	S.F. 8, L.A. 0 April 15, 1958	L.A. 8, S.F. 2 Sept. 20, 1959
Candlestick Park (Candlestick Point)	1960-1999	S.F. 3, St. Louis 1 April 12, 1960	L.A. 9, S.F. 4 Sept. 30, 1999
Pacific Bell Park (Third and King)	2000-	L.A. 6, S.F. 5 April 11, 2000	

San Francisco Giants Pre-Game Schedule

	12:35 Game Time	1:05 Game Time	4:05 Game Time	5:05 Game Time	7:05 Game Time	7:15 Game Time	7:35 Game Time
Stretch	9:30	10:00	1:00	2:00	4:00	4:10	4:30
Pitchers	9:50	10:20	1:20	2:20	4:20	4:30	4:50
Grp. #1 Extras	10:05	10:35	1:35	2:35	4:35	4:45	5:05
Grp. #2 Extras	10:17	10:47	1:47	2:47	4:47	4:57	5:17
Grp. #1 Lineup	10:29	10:59	1:59	2:59	4:59	5:09	5:29
Grp. #2 Lineup	10:41	11:11	2:11	3:11	5:11	5:21	5:41
Grp. #3 Lineup	10:53	11:23	2:23	3:23	5:23	5:33	5:53
Visitors Hitting	11:05	11:35	2:35	3:35	5:35	5:45	6:05
SF Infield	11:45	12:15	3:15	4:15	6:15	6:25	6:45
Visitors Infield	11:55	12:25	3:25	4:25	6:25	6:35	6:55
Ground Crew	12:05	12:35	3:35	4:35	6:35	6:46	7:05
First Pitch	12:35	1:05	4:05	5:05	7:05	7:15	7:35

Giants Attendance Year-By-Year

Year	Home Dates	Total Home Attendance	Home Average	Total Road Attendance
1958*	75	1,272,625	16,968	1,484,994
1959*	77	1,442,130	18,729	1,581,837
1960	76	1,795,356	23,623	1,479,188
1961	74	1,390,679	18,793	1,274,170
1962	76	1,556,551	20,481	1,684,377
1963	76	1,568,965	20,644	1,664,488
1964	76	1,500,883	19,748	1,803,709
1965	76	1,542,588	20,297	1,810,414
1966	77	1,651,293	21,445	2,207,530
1967	74	1,237,119	16,718	1,658,859
1968	75	833,594	11,115	1,585,762
1969	74	870,341	11,761	1,583,209
1970	72	728,498	10,118	1,557,513
1971	73	1,088,083	14,905	1,989,704
1972	69	637,327	9,237	1,349,166
1973	74	834,193	1,273	1,619,162
1974	74	519,991	7,027	1,409,100
1975	74	522,925	7,067	1,423,196
1976	73	626,868	8,587	1,362,276
1977	74	700,056	9,460	1,494,234
1978	74	1,740,480	23,520	1,849,690
1979	77	1,456,392	18,914	1,863,475
1980	78	1,096,115	14,053	1,328,715
1981	51	632,276	12,398	1,018,093
1982	77	1,200,948	15,597	1,716,700
1983	77	1,251,530	16,254	1,814,771
1984	77	1,001,545	13,007	1,602,232
1985	79	818,697	10,363	1,855,080
1986	78	1,528,748	19,599	1,926,091
1987	79	1,917,863	24,277	2,157,748
1988	79	1,786,482	22,614	2,064,932
1989	79	2,059,829	26,074	2,231,679
1990	80	1,975,571	24,695	2,233,522
1991	81	1,737,479	21,450	2,197,203
1992	79	1,560,998	19,759	2,027,649
1993	81	2,606,354	32,177	2,772,975
1994	59	1,704,608	28,892	1,839,137
1995	72	1,241,500	17,243	1,830,081
1996	80	1,413,687	17,671	2,243,910
1997	80	1,690,831	21,135	2,425,865
1998	80	1,925,634	24,070	2,602,331
1999	81	2,078,365	25,659	2,430,344
2000@	81	3,315,330	40,930	2,595,222
2001@	81	3,307,686	40,836	2,856,092
Seals Stadium (2 Seasons)		2,714,755		
Candlestick Park (40 Seasons)		51,952,877		
Pacific Bell Park (2 Seasons)		6,623,016		
San Francisco Total (44 Seasons)		61,290,648		81,507,425

*Seals Stadium @ Pacific Bell Park (all other years at Candlestick Park)

Spring Training

Giants' 2002 Schedule

DATE	DAY	OPPONENT	SITE	TIME
February 28	Thurs.	Chicago (NL) ●	Mesa	1:05 p.m.
March 1	Fri.	Chicago (NL)	Scottsdale	1:05 p.m.
March 2	Sat.	Chicago (NL) ●	Mesa	1:05 p.m.
March 3	Sun.	Chicago (NL) ●	Scottsdale	1:05 p.m.
March 4	Mon.	Colorado	Tucson	1:05 p.m.
March 5	Tues.	Anaheim	Tempe	1:05 p.m.
March 6	Wed.	San Diego	Scottsdale	1:05 p.m.
March 7	Thurs.	Milwaukee	Maryvale	1:05 p.m.
March 8	Fri.	Seattle	Scottsdale	1:05 p.m.
March 9	Sat.	Arizona (ss) ●	Scottsdale	1:05 p.m.
		Oakland (ss)	Phoenix	1:05 p.m.
March 10	Sun.	San Diego ●	Peoria	1:05 p.m.
March 11	Mon.	Chicago (NL)	Mesa	1:05 p.m.
March 12	Tues.	Milwaukee	Maryvale	1:05 p.m.
March 13	Wed.	Anaheim	Scottsdale	1:05 p.m.
March 14	Thurs.	Seattle (ss)	Scottsdale	7:05 p.m.
		Chicago (NL) (ss)	Mesa	1:05 p.m.
March 15	Fri.	Seattle	Peoria	1:05 p.m.
March 16	Sat.	Milwaukee ●	Scottsdale	1:05 p.m.
March 17	Sun.	Colorado ●	Scottsdale	1:05 p.m.
March 18	Mon.	O P E N D A T E		
March 19	Tues.	Chicago (AL)	Tucson	1:05 p.m.
March 20	Wed.	Chicago (NL) (ss)	Scottsdale	1:05 p.m.
		Oakland (ss) ●	Phoenix	1:05 p.m.
March 21	Thurs.	Arizona	Tucson	1:05 p.m.
March 22	Fri.	Oakland ●	Scottsdale	7:05 p.m.
March 23	Sat.	Chicago (AL) ●	Scottsdale	1:05 p.m.
March 24	Sun.	Anaheim ●	Tempe	1:05 p.m.
March 25	Mon.	Chicago (NL)	Scottsdale	1:05 p.m.
March 26	Tues.	San Diego	Peoria	1:05 p.m.
March 27	Wed.	O P E N D A T E		
March 28	Thurs.	Oakland ●	San Francisco	7:15 p.m.**
March 29	Fri.	Oakland ●	San Francisco	7:15 p.m.**
April 1	Sat.	Oakland ●	Oakland	1:05 p.m.**
April 2	Sun.	Chicago (AL) ●	San Francisco	1:05 p.m.**

(home games in bold; ss=split squads; all times listed are Mountain Standard Time)

** Pacific Standard Time

● Games broadcast on KNBR (680 AM) and the Giants Radio Network.

Scottsdale Stadium Information

Location: 7408 East Osborn Road, Scottsdale, Arizona 85251

Date Opened: March 6, 1992

Telephones: Giants office and press box (480) 990-7972; Fax: (480) 990-2643; Giants Media Relations (480) 990-2924

Turf: Natural Grass

Dimensions: LF- 360 ft. CF- 430 ft. RF- 360 ft.

Capacity: 10,500 (8,500 fixed seats; 2,000 lawn seating)

Batting Practice: Giants - 10:00 - 11:00 a.m.; Visitors - 11:00 a.m. - noon; Giants infield - noon - 12:15 p.m.; Visitors - 12:15 - 12:30 p.m.

Ticket Prices: \$20.00 (Lower Box); \$17.00 (Upper Box); \$15.00 (Reserved Grandstand); \$12.00 (Line Box); \$10.00 (Reserved Bleachers); \$8.00 (Lawn Seating)

Ticket Information: Available through BASS/Tickets.com charge-by-phone (Outside California 1-800-225-2277 and in California (510) 762-2277) and outlets, Giants' Dugout Stores at Pacific Bell Park box office and Scottsdale Stadium box office.

Spring Training Information

Reporting Dates: Pitchers and catchers, February 15; first workout, February 16. Full squad, February 20; first workout, February 21.

Headquarters: Courtyard Marriott, 3311 North Scottsdale Road, Scottsdale, Arizona, 85251, (480) 429-7785

Workouts: Indian School Park, 4289 N. Hayden Road at Camelback Road, Scottsdale, Arizona 85251, (480) 990-0052

Minor League Headquarters: Days Inn, 4710 N. Scottsdale Road, Scottsdale, Arizona 85351, (480) 947-5411

Media Information: For credentials, contact Jim Moorehead or Blake Rhodes

Broadcast Space: Contact Jim Moorehead or Blake Rhodes in advance.

Past Spring Training Finishes

Year	Site	Record	N.L. Finish	Year	Site	Record	N.L. Finish
1900	New York, New York	—	—	1951	St. Petersburg, Florida	19-12	2nd
1901	New York, New York	—	—	1952	Phoenix, Arizona	11-16	6th
1902	New York, New York	—	—	1953	Phoenix, Arizona	14-16	7th
1903	Savannah, Georgia	—	—	1954	Phoenix, Arizona	16-13	4th
1904	Savannah, Georgia	—	—	1955	Phoenix, Arizona	16-11	2nd
1905	Savannah, Georgia	—	—	1956	Phoenix, Arizona	20-15	3rd
1906	Memphis, Tennessee	—	—	1957	Phoenix, Arizona	20-14	3rd
1907	Los Angeles, California	—	—	1958	Phoenix, Arizona	21-11	1st
1908	Marlin Springs, Texas	—	—	1959	Phoenix, Arizona	15-13	3rd
1909	Marlin Springs, Texas	—	—	1960	Phoenix, Arizona	13-13	5th
1910	Marlin Springs, Texas	—	—	1961	Phoenix, Arizona	15-11	3rd
1911	Marlin Springs, Texas	—	—	1962	Phoenix, Arizona	13-13	5th
1912	Marlin Springs, Texas	—	—	1963	Phoenix, Arizona	10-17	10th
1913	Marlin Springs, Texas	—	—	1964	Phoenix, Arizona	25-8	2nd
1914	Marlin Springs, Texas	—	—	1965	Phoenix, Arizona	12-8	4th
1915	Marlin Springs, Texas	—	—	1966	Phoenix, Arizona	15-11	3rd
1916	Marlin Springs, Texas	—	—	1967	Phoenix, Arizona	17-9	1st
1917	Marlin Springs, Texas	—	—	1968	Phoenix, Arizona	13-17	5th
1918	Marlin Springs, Texas	—	—	1969	Phoenix, Arizona	19-7	1st
1919	Gainesville, Florida	—	—	1970	Phoenix, Arizona	9-7	7th
1920	San Antonio, Texas	—	—	1971	Phoenix, Arizona	15-11	4th
1921	San Antonio, Texas	—	—	1972	Phoenix, Arizona	9-6	2nd
1922	San Antonio, Texas	—	—	1973	Phoenix, Arizona	13-8	3rd
1923	San Antonio, Texas	—	—	1974	Phoenix, Arizona	12-9	3rd
1924	Sarasota, Florida	—	—	1975	Phoenix, Arizona	12-7	3rd
1925	Sarasota, Florida	—	—	1976	Phoenix, Arizona	7-7	7th
1926	Sarasota, Florida	—	—	1977	Phoenix, Arizona	11-15	10th
1927	Sarasota, Florida	—	—	1978	Phoenix, Arizona	18-9	1st
1928	Augusta, Georgia	—	—	1979	Phoenix, Arizona	14-12	7th
1929	San Antonio, Texas	—	—	1980	Phoenix, Arizona	14-7	1st
1930	San Antonio, Texas	—	—	1981	Phoenix, Arizona	14-13	1st
1931	San Antonio, Texas	—	—	1982	Scottsdale, Arizona	9-14	11th
1932	Los Angeles, California	—	—	1983	Scottsdale, Arizona	11-13	5th
1933	Los Angeles, California	—	—	1984	Scottsdale, Arizona	18-9	1st
1934	Miami Beach, Florida	—	—	1985	Scottsdale, Arizona	14-14	7th
1935	Miami Beach, Florida	—	—	1986	Scottsdale, Arizona	15-12	5th
1936	Pensacola, Florida	—	—	1987	Scottsdale, Arizona	20-10	2nd
1937	Havana, Cuba	—	—	1988	Scottsdale, Arizona	16-14	5th
1938	Baton Rouge, Louisiana	—	—	1989	Scottsdale, Arizona	13-19	9th
1939	Baton Rouge, Louisiana	—	—	1990	Scottsdale, Arizona	6-10	12th
1940	Winter Haven, Florida	—	—	1991	Scottsdale, Arizona	15-14	6th
1941	Miami, Florida	—	—	1992	Scottsdale, Arizona	18-13	3rd
1942	Miami, Florida	—	—	1993	Scottsdale, Arizona	14-17	11th-T
1943	Lakewood, New Jersey	—	—	1994	Scottsdale, Arizona	17-13	5th
1944	Lakewood, New Jersey	—	—	1995	Scottsdale, Arizona	12-25	—
1945	Lakewood, New Jersey	—	—	1996	Scottsdale, Arizona	12-21	12th
1946	Miami, Florida	—	—	1997	Scottsdale, Arizona	18-15	6th
1947	Phoenix, Arizona	—	—	1998	Scottsdale, Arizona	9-21	15th
1948	Phoenix, Arizona	18-13	4th	1999	Scottsdale, Arizona	13-18	13th
1949	Phoenix, Arizona	18-14	2nd	2000	Scottsdale, Arizona	12-17	12th
1950	Phoenix, Arizona	12-18	6th	2001	Scottsdale, Arizona	11-20-1	16th

NOTE - Spring records and finishes were not kept prior to 1948

SF Giants Broadcast Information

The Giants' 2002 season will be well chronicled, thanks to satellite coverage of more than 100 telecasts on KTVU-TV and FOX Sports Net, and full coverage of the 162-game regular season schedule on KNBR Radio (680 AM, San Francisco), the Giants Radio Network and live audio on the team's website (sfgiants.com). In addition, Spanish carrier KZSF Radio (1370 AM, San Jose) will air all home contests.

ENGLISH BROADCASTERS

KTVU-FOX 2 begins its fourth decade of televising Giants games. FOX Sports Net, the six-time local Emmy Award winner for its Giants coverage and the team's cable home since 1990, returns for another season. KNBR, the 50,000-watt Sports Leader, begins its 24th campaign with the orange and black.



Jon Miller

Jon Miller, the "Voice of the Giants", enters his sixth season in the broadcast booth on KNBR Radio and KTVU-TV. An award-winning broadcast veteran of more than 20 years, Miller is also the play-by-play commentator of ESPN's Sunday Night Baseball telecasts. His broadcasting career began at the age of 22 when he teamed with Monte Moore on the Oakland A's radio and television network. The Bay Area native attended Hayward High and the College of San Mateo before securing his first TV job at Channel 50 in Santa Rosa, where he broadcast NHL hockey for the California Golden Seals during the 1972-73 season. Besides his one season with the A's, he also called play-by-play in the Bay Area for University of San Francisco basketball (1976-80), the Golden State Warriors (part-time, 1979-82) and the San Jose Earthquakes. He also called play-by-play for the Washington Diplomats of the North American Soccer League (1975-77). Miller, noted for his eloquent game description, golden voice and marvelous sense of humor, spent 14 years with the Baltimore Orioles. Prior to joining Baltimore in 1983, the talented broadcaster spent two seasons with the Texas Rangers (1978-79) and three seasons with the Boston Red Sox (1980-82). He announced the Soccer Game of the Week for nationally-syndicated TVS from 1977-78. His first network exposure came in 1976 when he was selected by CBS-TV to broadcast the North American Soccer Championship Game. After a four-year stint at NBC-TV from 1986-89 where he announced an occasional Game of the Week with either Tony Kubek or Joe Garagiola, Miller matriculated to ESPN. During his 12-year tenure at ESPN, he has been nominated six times for an "ACE" award, emblematic of cable television excellence, and won the award in 1991 and 1996 for his play-by-play work. Nominated twice for a national Emmy Award in 1995 and 1996, Miller has broadcast the World Series on ESPN Radio the past four years. The author of "Confessions of a Baseball Purist," Jon and his wife, Janine, currently reside in Moss Beach. They are parents to three daughters, Michelle, Holly and Emilie, and a son, Alexander.



Duane Kuiper

Duane Kuiper, an Emmy award winning broadcaster, begins his 15th season as a Major League announcer. He embarks on his ninth consecutive year in the FOX Sports Net and KNBR Radio broadcast booths in 2002. The former 11-year big league infielder received the first local Emmy award of his distinguished broadcasting career in the category of "On Camera Sports" in 1999. He provided commentary for the Giants from 1987-92 and served a one-year stint in the expansion Colorado Rockies broadcast booth in 1993. The former infielder spent the last four years of his career with the Giants, following seven with the Cleveland Indians. After retiring in 1985, Kuiper provided commentary on Giants radio and TV broadcasts through the end of that season, and had his own radio show on KNBR from 1982-85. "Kuip" serves as a board member of the Giants Community Fund. A graduate of Southern Illinois University in Carbondale, IL, Kuiper and his wife, Michelle, reside in Danville with their two children, Cole and Dannon.



Mike Krukow

Mike Krukow enters his 12th season in the television booth, and his eighth full season on the radio side. Krukow is the broadcast team's color analyst on KTVU and FOX Sports Net telecasts, and on KNBR Radio broadcasts. Krukow's playing career in the Major Leagues spanned 14 years and three teams: the Chicago Cubs (1976-81), Philadelphia Phillies (1982) and San Francisco Giants (1983-89), where his enthusiasm both on and off the field made him a fan favorite. "Kruk" was named as the starting right-handed pitcher to the 1980's Giants All-Decade Team in a vote by Bay Area media in 1999. A 20-game winner for the Giants in 1986, Krukow retired after the 1989 season with a 124-117 career record (3.90 ERA). Krukow resides in San Luis Obispo with his wife, Jennifer and their five children, Jarek, Baker, Tessa, Chase and Weston.



Tim McCarver

Tim McCarver, a veteran network announcer who currently is the lead analyst for the FOX Saturday Baseball Game of the Week, joins the Giants broadcasting team in 2002. McCarver will team with Mike Krukow on approximately 25 telecasts on the Giants flagship television station KTVU-TV. A former All-Star catcher in his playing days, McCarver won an Emmy Award for broadcast excellence in 2001 and has received 13 Emmy Award nominations during his 17 seasons as a network announcer for ABC, CBS and FOX, where he has been employed since 1996. He is currently the only network television baseball analyst to broadcast the last 10 regular and post-seasons, including 12 of the last 15 World Series. Along with his network baseball experience, McCarver has also worked local telecasts for the Philadelphia Phillies (1980-82), New York Mets (1983-98) and New York Yankees (1999-2001). He also was an anchor for the 1988 and 1992 Winter Olympics. A native of Memphis, TN, McCarver enjoyed a 21-year Major League career in which he finished with a .271 lifetime batting average and 97 home runs in 1,909 games. He began his career with the St. Louis Cardinals in 1959, and is one of just seven modern-day players to play in four decades. He participated in two All-Star Games (1966-67), three League Championship Series (1976-78), was a member of two World Championship teams in St. Louis (1964 and '67) and was the hottest hitter in the 1964 World Series when he led all regulars with a .478 batting average. McCarver and his wife, Anne, have two daughters, Kathy and Kelly. He currently resides in Sarasota, FL.



Joe Angel

Joe Angel, who enters his 23rd season of Major League broadcasting, returns to the Giants—the team he began his career with in 1977. The Galileo High School graduate will bring the action from his boyhood team to Bay Area fans for both KTVU and KNBR in 2001. After teaming with Lon Simmons on San Francisco broadcasts in 1977-78, the Bogota, Colombia native broadcast for the Oakland Athletics (1980-81), Minnesota Twins (1984-86), Baltimore Orioles (1989-90, '92), New York Yankees (1991) and the Florida Marlins (1993-2000). During the 2001 campaign, he worked as a play-by-play man for ESPN regional telecasts. Angel was the "Voice of the Marlins" from the birth of the franchise in 1993 through the 2000 campaign, covering the team in both the radio and television booths. In addition to baseball, he broadcast Stanford University football for five years and University of San Francisco basketball for four seasons. Angel opened his broadcasting career in San Francisco both in radio and television and occasionally on San Francisco 49ers radio. He and his wife, Antoinette, reside in Weston, FL and have three children: Tony, Natalie, who is a sports reporter for WAMI-TV in Miami, and Jonathan, who spent three seasons as a cast member of the NBC sitcom "Saved by the Bell."



Lon Simmons

Lon Simmons, the only man to announce the team's Opening Days at Seals Stadium (1958), Candlestick Park (1960) and Pacific Bell Park (2000), returns for his seventh consecutive season with the team in which his Major League broadcast career began and flourished. He joined the Giants in their charter 1958 season in San Francisco, teaming with Hall of Famer Russ Hodges to form the greatest broadcasting team in franchise annals and arguably the finest announcing team in sports history. To honor these men that shared a broadcast booth for 13 seasons, the broadcast facilities at Pacific Bell Park were named the Hodges-Simmons Broadcast Center in October, 2000. A bronze plaque featuring two of the most beloved and admired announcers in franchise history is proudly displayed in the broadcast halls at the ballpark. Simmons will broadcast games on KNBR Radio and KTVU-TV again in 2002. The Southern California native was the radio voice of the Giants from 1958-73 and again from 1976-78. He has provided stirring accounts of many memorable Giants games (1962 dramatic playoff game vs. Los Angeles; 1962 World Series vs New York Yankees; clinching the '71 Division crown on the season's final day), and given classic descriptions of several all-time Giants greats, calling more games than any other San Francisco Giants announcer for Hall of Famers Willie Mays, Willie McCovey, Juan Marichal, Gaylord Perry and Orlando Cepeda. His "tell it goodbye" home run call was the team's theme as it bid farewell to Candlestick Park in 1999. Throughout his first stint with the Giants, Simmons built his reputation as a two-sport announcer, also serving as the play-by-play voice of the San Francisco 49ers from 1957-80 and 1987-88. Lon was also the play-by-play announcer of the Oakland A's for 15 years where he teamed with another Bay Area broadcasting legend, Bill King. The former three-sport star athlete signed a professional contract with the Philadelphia Phillies, but an injury cut short his promising career after just two seasons in the minor leagues. A resident of Alameda, Lon is single.

SPANISH BROADCASTERS

Spanish-speaking Giants fans in the Bay Area can tune into Radio Z (KZSF Radio-1370 AM) for all home weekend contests.



Amaury Pi-Gonzalez

Amaury Pi-Gonzalez, an on-air broadcaster in the Bay Area for three decades, begins his eighth season as the Giants Spanish play-by-play voice. Pi-Gonzalez, who handled the play-by-play chores for all Golden State Warriors games for seven years, previously served as the Spanish voice of the Oakland A's for 17 seasons and as the sports anchor at Telemundo in San Jose from 1990-94. Born in Cuba, Pi-Gonzalez moved to Florida in 1961, attending the University of Miami and broadcasting on Miami's WFAB Radio. A multi-sport broadcaster, he has covered the World Series, the Super Bowl, boxing, basketball and soccer for Spanish radio. From 1985-87, he covered baseball's Championship Series and World Series for CBS Spanish Radio Network. He has broadcast the National League Championship Series for Latino Broadcasting Corp/ESPN Radio International alongside two Hall of Famers (1998-99 with Jaime Jarrin, the Spanish voice of the Dodgers; 2001 with Felo Ramirez, the Spanish voice of the Marlins). In 2001, he was selected to announce the first ever English language broadcast of the Caribbean World Series on FOX Sports. Pi-Gonzalez is an active member of the board of directors of the Hispanic Heritage Museum in San Francisco, and is a writer and co-owner of the popular website www.latinobaseball.com. Pi-Gonzalez and wife, Gail, reside in Fremont. They are parents to two sons, Jonathan and Geoffrey.



Erwin R. Higueros

Erwin Higueros begins his fourth full season, his fifth overall in the Spanish language radio booth. Higueros has the distinction as the sole Spanish language announcer to broadcast games in three professional sports. He was the former Spanish language voice of the NFL's San Francisco 49ers and Oakland Raiders, the play-by-play commentator for the NHL's San Jose Sharks, and he handled Spanish broadcast duties for the Oakland A's. Born in Guatemala, he moved to the United States when he was 12 years old. A graduate of Fremont High School in Oakland, he attended Cal State Hayward. Higueros resides in Oakland with his wife, Maria, and two children, Claudia and Erwin, Jr.

Broadcast Affiliates



2002 Giants Television Network

Station	Channel	City
KAIL	Channel 53 (UPN)	Clovis, CA
KAME	Channel 21 (UPN)	Reno, NV
KBVU	Channel 29 (FOX)	Eureka, CA
KCBA	Channel 35 (FOX)	Salinas, CA
KMAX	Channel 31 (UPN)	Sacramento, CA
KRVU	Channel 2 (UPN)	Chico, CA
KTVU (flagship)	Channel 2 (FOX)	San Francisco, CA
FOX Sports Net	Cable	

2002 Giants Radio Network



Station	Dial	City
KAOI	1110 AM	Wailuku, HI
KATA	1340 AM	Eureka, CA
KCCN	1420 AM	Honolulu, HI
KEJO	1240 AM	Albany, OR
KFIG	1430 AM	Fresno, CA
KKJL	1400 AM	San Luis Obispo, CA
KMFB	92.7 FM/96.7 FM	Mendocino, CA
KMJC/KSYC	620 AM/1490 AM	Yreka, CA
KNBR (flagship)	680 AM	San Francisco, CA
KNRO	600 AM	Redding, CA
KPLY	1270 AM	Reno, NV
KPUA	670 AM	Hilo, HI
KQNG	570 AM	Lihue, HI
KUIK	1360 AM	Hillsboro, OR
KZSF (Spanish Radio)	1370 AM	San Jose, CA

Radio Voices of the San Francisco Giants

English Radio

Dennis Higgins	2000
Jon Miller	1997-present
Duane Kuiper	1994-present
Mike Krukow	1994
Ted Robinson	1993-2001
Barry Tompkins	1993
Ron Fairly	1987-1992
Wayne Hagin	1987-1988
Phil Stone	1986
David Glass	1981-1985
Hank Greenwald	1979-1986; 1989-1996
Lindsay Nelson	1979-1981
Joe Angel	1977-1978
Lon Simmons	1958-1973; 1976-1978; 1996-present
Al Michaels	1974-1976
Art Eckman	1974-1975
Bill Thompson	1965-1975
Russ Hodges	1958-1970

Spanish Radio

Erwin Higueros	1998-present
Amaury Pi-Gonzalez	1995-present
Rene De La Rosa	1993-1998
Eduardo Ortega	1991
Julio Gonzalez	1989-1990, 1993-1997
Armando Provedor	1984-1985
Edgard Martinez	1981, 1986-1988, 1993
Carlos Rivera	1982, 1992
Enrique Bolanos	1982
Ramon Martinez	1983
Tito Fuentes	1981-1991
Evelio Areas	1981
Ruben Valentin	1981

Note: Hodges also broadcast New York Giants games from 1949-57.

Commitment to the Community

The San Francisco Giants boast one of the premier community outreach programs in professional sports, hosting a variety of unique and innovative programs and contributing nearly \$2 million in cash and in-kind donations each year. In 1993, the Giants set the standard for Major League Baseball, becoming the first team to implement a 100 percent player participation program. Since then, the Giants have continued this tradition, involving every player, coach and uniformed staff member in at least one community project throughout the season.

In addition, each year, the non-profit Giants Community Fund provides nearly \$1 million to administer the Junior Giants youth baseball leagues, refurbish ball fields, and provide funding for the team's major community undertakings, such as Until There's a Cure Day, Strike Out Violence Day and the Giants Summer Reading Program. Since its inception in 1991, the Fund has donated over \$3 million to various community programs.

The Giants community relations efforts touch more than half a million people each year. These community members, primarily in the Bay Area and Northern California are reached through several programs, including one of the many community awareness days held at the ballpark — Until There's A Cure Day, Strike Out Violence Day, Give Life... Be A Donor Day, CHW Health Services Food Drive and the Pacific Bell/Nortel Networks Giants Book Drive; the donation of Giants memorabilia to more than 3,000 organizations to assist with their fundraising needs; the Giants Community Fund's Junior Giants baseball program which gives 9,000 kids in 45 California communities the opportunity to play baseball; the more than 70,000 kids who participate in the Pacific Bell/Nortel Networks Giants Summer Reading Program at their local libraries; and the multitude of community appearances by players, coaches and front office staff that range from hospital and school visits to health fairs and beyond.

Junior Giants Baseball Program

The Giants Community Fund administers an innovative youth baseball program for more than 9,000 children in Northern California. There are 48 leagues with more than 500 teams from Mt. Shasta to San Luis Obispo. The program provides self-esteem and values training, along with baseball equipment, uniforms and instructional service to boys and girls 8-13 years old who otherwise could not afford to play organized baseball. For information on how to either become a volunteer, coach or sign-up for a team, call 1-877-JR-GIANT.

“Until There’s A Cure Day”

In 1994, the Giants became the first-ever professional sports team to host an AIDS/HIV benefit game, “Until There’s A Cure Day.” Since then, the Giants have generated nearly \$700,000 for Bay Area HIV/AIDS education and care/service organizations and international AIDS research. In 2001, the focus of the day was to encourage parents to talk to their kids about HIV and AIDS – for parents to “Take a Giant step and Coach your kids about AIDS.” More than \$120,000 was raised in 2001, a 90 percent increase from 2000. Fans also purchased more “Bracelets” than ever in the eight-year history of the day.

“Strike Out Violence Day”

The San Francisco Giants, the Giants Community Fund and the San Francisco Sheriff's Department joined forces in 1998 to raise awareness on the issue of violence in our community and to highlight Resolve to Stop the Violence (RSVP), the San Francisco Sheriff's Department's violence prevention program. In 2001, Blue Shield of California joined the team and together the four organizations partnered to develop a public awareness campaign to raise awareness in our community about domestic violence.

Giants/Pacific Bell and Nortel Networks Summer Reading Program

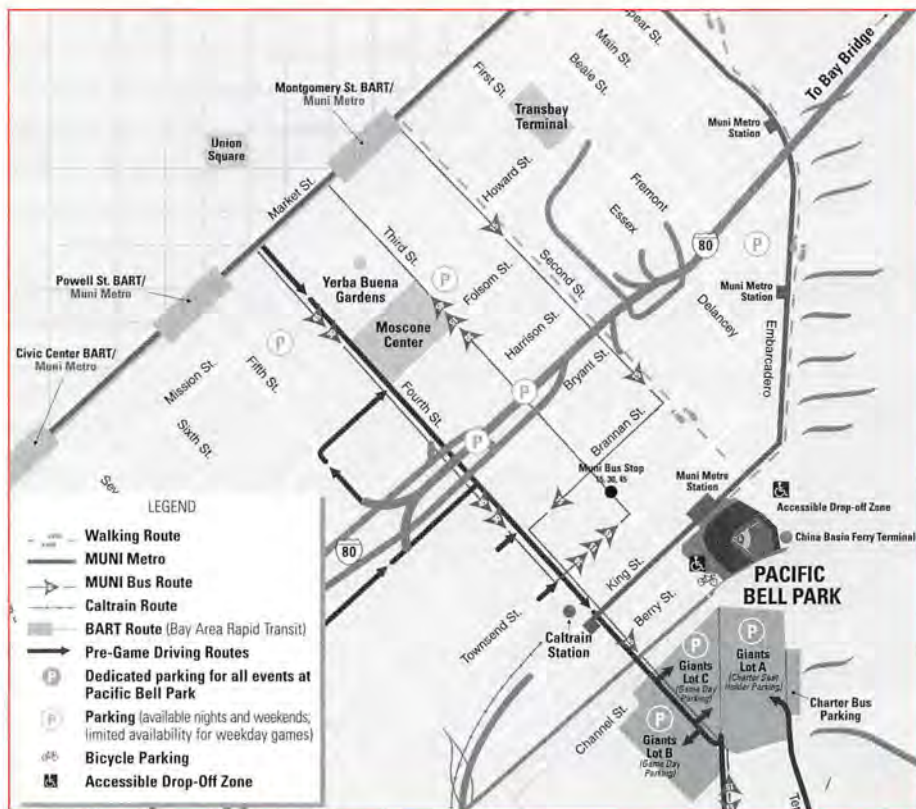
The Giants main academic platform, the Giants Summer Reading Program encourages students to continue reading throughout the summer. By providing incentive items and participating in special book readings at local libraries, the team encourages children to refine their reading skills. In 2001, nearly 70,000 children participated in the Giants Summer Reading Program in Contra Costa, San Francisco, San Mateo, Alameda and Santa Clara counties. More than 5,000 participants and their families enjoyed a special Kids Festival at the ballpark as a reward for their reading achievements.

For additional information on the Giants community programs, please call 415-972-2000, option 8.

Giants Media Information/Guidelines

THE GIANTS MEDIA RELATIONS OFFICE: Located on the second level at Pacific Bell Park behind the press box, the Giants' media relations department can be reached via the media elevator or adjacent stairs from the Field Club (service) level walkway.

ENTRY TO PACIFIC BELL PARK: Credentialed media must enter the ballpark through the Press Entrance near O'Doul Gate (next to the Giants Dugout Store) off Third Street, or at the Command Center at 2nd and King Streets.



CREDENTIALS: Credentials will be issued only to legitimate media. Season credentials will be issued only to those news agencies that cover the Giants on a daily basis. All agencies that wish to cover the Giants must submit a written request on official company letterhead by mail, fax or e-mail. Media representatives who do not receive full-season Giants credentials may obtain single credentials for individual games, subject to availability, by contacting the media relations department at least 48 hours in advance, **preferably by e-mail**. All daily media credentials can be picked up at the Giants Administrative Building reception desk, located off Third Street through glass doors at 24 Willie Mays Plaza. **Credentials must be visibly worn at all times.**

BOB STEVENS PRESS BOX: The Bob Stevens Press Box is located on the Lower Box level of Pacific Bell Park, directly above Sections 113-117 of the lower bowl seating in the ballpark. The entrance to the press box, situated one level above street level, can be accessed via the media elevator or adjacent stairwell from the Field Club (service) level walkway. The press box is a working area for the news media and no cheering or other distracting noise is permitted at any time. Anyone violating this policy will be asked to leave the premises. Persons without credentials will not be admitted.

HODGES-SIMMONS BROADCAST CENTER: All broadcast booths for live game coverage are located at the Hodges-Simmons Broadcast Center on the AAA Club Level of Pacific Bell Park (one level above

the Press Box). From the Field (service) level walkway, take the media elevator or adjacent stairwell to the AAA Club Level to access the broadcast booths. Persons without credentials will not be admitted.

CLUBHOUSES: Both clubhouses are located on the Field Club (service) level of Pacific Bell Park. The Giants' clubhouse is on the third base side, while the visitor's clubhouse is on the first base side. Only credentialed media with clubhouse access will be admitted. **TV and still photographers are not allowed in the clubhouse prior to the game, while only TV cameras are permitted in the clubhouse during post-game (no still photographers).** Training and weight rooms, as well as the club dining areas, are closed to everyone except players and club officials. The Giants clubhouse is open beginning three-and-a-half hours until 45 minutes prior to game time, and will re-open 10 minutes following the conclusion of the game. **Please do not lounge in the manager's office or clubhouse during the pre-game period. If you have specific interview requests for a player or coach, we encourage you to contact a member of the Giants' media relations staff, who will try to accommodate your needs.**

FIELD ACCESS: Only credentialed media with field access will be allowed onto the field prior to the game. **Due to Pacific Bell Park having the smallest foul territory behind home plate in Major League Baseball, we kindly ask all video and still photographers to stay on the warning track when shooting.** All media must clear the field 45 minutes prior to game time. Access to the field is available on the Field Club (service) level only by one of three tunnels: the Giants' dugout, the visitors' dugout, or the media tunnel directly behind home plate.

INTERVIEW ROOM: An interview room is located on the Field Club (service) level of the ballpark, between home plate and the Giants Clubhouse. The room will be used for media conferences and other special interviews.

POST-GAME PROCEDURES: Manager Dusty Baker will be available to the media in his office immediately after the Giants clubhouse is opened after the game, except on special occasions when he will answer the media in the formal Interview Room. Please ask any questions of the manager related to the game during this post-game session. Post-game interviews with the manager and players are conducted by media with deadlines and should be limited to game comments. **Please do not lounge in the manager's office or clubhouse, or attempt to conduct feature-length interviews after a game.**

DARKROOMS, STILL PHOTO LOCATIONS: The photo darkrooms and the Giants' team photographers' office are located on the Field Club (service) level of the ballpark between both clubhouses. In addition, dedicated space is available in the auxiliary darkrooms located next to the Umpires Room on the service level (1st floor). Limited photo locations are available at various field level areas, as well as in TV baskets situated on the AAA Club Level on both the first and third base sides. **All still photo locations are reserved by contacting Giants Team Photographers, Martha Jane Stanton or Andy Kuno at (415) 972-1667.** The Giants' media department requests that all season credentialed photographers use discretion in using their season pass, and ask that you only utilize your credential when on a legitimate assignment.

TV PHOTO LOCATIONS: Due to limited photo space, no TV cameras are guaranteed locations on the field level. All still photographers will have priority in these locations. However, TV cameras are welcome if space permits.

LIVE SHOTS: Due to our downtown location, we do not have any ENG truck parking. If your organization plans to transmit ANY live shots from inside Pacific Bell Park, please contact **ITN (415/956-1703)**, which serves as the official broadcast services provider for the Giants and Pacific Bell Park.

SAM SKINNER MEDIA LOUNGE: The Sam Skinner Media Lounge is located directly behind the broadcast booths on the AAA Club Level. Those media members located in the press box that wish to dine can access the Sam Skinner Media Lounge by taking one flight of stairs up one level. The lounge is open for pre-game meal service beginning two hours prior to game time to accredited media members only. Meal service concludes one hour after first pitch. There will be a nominal charge for meals.

PARKING: Due to Pacific Bell Park's downtown location, daily parking is on a first-come, first-served basis and is extremely limited.

LIVE GAME-IN-PROGRESS BROADCASTS: Please be advised that no radio entity is allowed to file live in-game reports from Pacific Bell Park when the Giants host a game in which MLB's national radio rightsholder, ESPN Radio, is broadcasting. The ESPN Radio window of exclusivity begins 15 minutes

prior to first pitch and concludes 15 minutes after the game or when ESPN Radio completes its broadcast, whichever comes first. Live broadcasts by non-rights holders during a game are permitted for the purpose of non play-by-play reporting of scores and game highlights, under the following guidelines: Reports must be confined to between-innings only, limited to 60 seconds in length, and limited to six per game. Radio and TV stringers must notify the Giants media relations department of their plans for such reports. A violation of the above Major League Baseball guidelines may result in the revocation of media credentials.

PRESS BOX SERVICES: Rosters, lineups, game notes and statistics for both teams are available at least two hours before game time. Post-game notes, box scores, Giants manager quotes and updated statistics will be distributed approximately 10 minutes following the conclusion of each game. Giants media guides and the visiting team's media guides are available upon request to the Giants media relations staff in the press box.

MEDIA HOTLINE: Late-breaking news and interviews with Manager Dusty Baker and Giants players, taped after every home game, are available for unlimited use by radio stations and newspapers in Northern California and throughout the country. The service is available in both English (+15-972-2474) and Spanish (+15-972-2475).

TELEPHONES: Fourteen charge-a-call phones are available in the press box. Media wishing to order temporary telephone lines should call Pacific Bell at 1-800-339-3204 (analog Private Line) or 1-800-447-9566, option 1, option 3 (Data: ISDN, DSL), and identify **Sandra Robison, SF Giants** as the on-site contact.

FREELANCE WRITERS AND PHOTOGRAPHERS: Freelance writers and photographers may not request their own credentials. The sports editor or managing editor of a publication employing the freelancer must provide a written credential request on official company letterhead for specific games at least 48 hours in advance of that game.

WEBSITES: Due to the growth of on-line services and our limited number of press box seats, the Giants will only issue daily credentials to those website personnel affiliated with a major news gathering organization.

TICKETS: All requests to purchase tickets must be made to the media relations department via telephone, e-mail or in-person. Requests must be made at least one week in advance of the game for all tickets. A limited number of tickets are available on a first-come, first-served basis.

NO AUTOGRAPHS: Media are not allowed to ask for autographs of uniformed personnel at Pacific Bell Park. Anyone violating this policy will be asked to leave the premises and will have their credential revoked.

GIANTS MEDIA RELATIONS DEPARTMENT

Pacific Bell Park
24 Willie Mays Plaza
San Francisco, CA 94107
(415) 972-2448
FAX (415) 947-2800
Website: sfgiants.com
English Media Hotline: (415) 972-2474
Spanish Media Hotline: (415) 972-2475

Direct Phone E-Mail Address

Maria Jacinto, Manager, Media Services and Broadcasting	972-2447	mjacinto@sfgiants.com
Jim Moorehead, Manager, Media Relations	972-2449	jmoorehead@sfgiants.com
Blake Rhodes, Manager, Baseball Information	972-2443	brhodes@sfgiants.com
Matt Hodson, Media Relations Assistant	972-2441	mhodson@sfgiants.com

Index

All-Stars, Giants All-Time.....	298
2001 Major League.....	258
All-Time Roster, 1883-2001.....	307
American League, SF vs., 1997-2001.....	276
Attendance, 2001.....	256
Year-by-year.....	370
Award, Harry S. Jordan.....	102
Award Winners, Major League, 2001.....	258
Giants All-Time.....	301
Baer, Laurence M.	11
Baker, Dusty.....	28
Ballparks, Giants Home 1883-2001.....	369
Batting, 2001 Giants Statistics.....	244
Batting, 2001 NL Club.....	243
Batting, Giants Franchise Top Tens.....	280
Batting, S.F Top Tens.....	281
Batting Totals, Giants 1900-2001.....	284
Behind the Scenes.....	46
Blue, Vida.....	26
Broadcast Information.....	373
Bullpen Watch, 2001.....	245
Career Milestones in Reach.....	240
Cepeda, Orlando.....	26
Club Directory.....	3
Clubhouse/Staff.....	48
Coaches, Giants All-Time.....	41
Coaches, 2002 Giants.....	28
Community Relations.....	377
Day-by-Day, 2001 Giants.....	251
Disabled List, 2001 Giants.....	253
Draft Selections, 2001 June.....	362
Draft Selections, No. 1 June.....	331
Executive Bios, Administration.....	18
Executive Bios, Baseball Operations.....	12
Farm System Records, Giants'.....	318
Father-Son Combos, Top Major League.....	78
Fielding, 2001 Giants.....	246
Fielding, 2001 NL Club.....	243
40-40, Seasons.....	71
Franchise Records, 1883-2001.....	278
Franchise Year-by-Year Finishes.....	272
Gold Glove Winners.....	211
Hall of Famers, Giants.....	303
Highs and Lows, Giants 2001.....	248
Highlights, Giants 2001.....	247
Hitting Streaks, Individual Players.....	308
Home Run Leaders, Career.....	73
Home Run Records by Position.....	297
Home Run Seasons, Top 5 of All Time.....	73
Home Run Seasons, Top 5 Giants.....	76
Interleague Firsts.....	268
Interleague Win/Loss, 1997-2001.....	270
Interpreters, Japanese.....	205
Last Time a Giant Achieved.....	302
Last Time It Happened.....	299
League Leaders and Notable Performances, Giants 1900-2001.....	301
Magowan, Peter A.	10
Major League Standings, Final 2001.....	242
Manager & Coach Bios, 2001 Giants.....	28

Managerial History, Giants 1883-2001	32
Mays, Willie	25
McCovey, Willie	25
Media Information/Guidelines, Giants	378
Medical Consultants	46
Milestones in Reach, Barry Bonds	75
Milestones in Reach, Giants	240
Minor League Coach Bios and 2001 Team Records and Stats	320
Minor League Roving Instructors	319
Minor League Player Bios	332
Minor League Organizational Standings	318
Minor League System	317
Month-by-Month, 1900-2001	288
MVPs, 4-Time	72
Multi-Homer Games, Most in ML History	72
National League, S.F. vs., 1900-2001	274
100-RBI Seasons, Trios	122
100-RBI Seasons, Consecutive	127
Opening Day Lineups, 1958-2001	282
Opponents, National League	260
Opponents, American	268
Owners, Giants, 1883-2001	11
Pacific Bell Park Information	364
Pitching, 2001 Giants Statistics	245
Pitching, 2001 NL Club	243
Pitching, Giants Franchise Top Tens	280
Pitching, S.F. Top Tens	281
Pitching Totals, Giants 1900-2001	286
Player Bios, 2002 Giants	49
Post-Season, Giants in the	314
Pre-Game Schedule	369
Radio Information	376
Radio Voices, Giants, 1958-2001	376
RBI Records by Position, Giants	293
Records: Month-by-Month, 1900-2001	288
Giants Franchise, 1883-2001	278
San Francisco, 1958-2001	279
Retired Uniform Numbers	304
Rookies, 2002	49
Rosters: All-Time Giants	307
2002 Giants Roster	236
Runs, Career Leaders	79
Sabean, Brian	12
Schedule, 2002	384
Scottsdale Stadium Information	371
Scouts	316
Spring Training Information	371
Spring Training Schedule, 2002	371
Standings, 2001 Final, Major League	242
Streaks, Losing, 1900-2001	249
Streaks, Winning, 1900-2001	249
Sweeps	299
Team Statistics, 2001 National League	243
Television Information	376
30-Plus Home Run Seasons	126
30-30, Multiple Seasons	77
300 Home Run-300 Stolen Base Club	76
Trainers, Athletic	46
Transactions, 2001-2002	254
Walk, Career Leaders	79
Winning Streaks, Individual Player	313
Winning/Losing Streaks, Giants 1900-2001	249

2002 San Francisco Giants Schedule

MARCH/APRIL						
SUN	MON	TUE	WED	THU	FRI	SAT
				7:15 28 OAK	7:15 29 OAK	1:05 30 OAK
1:05 31 CWS	1	1:10 2 LA	7:10 3 LA	7:10 4 LA	1:05 5 SD	7:05 6 SD
1:05 7 SD	8	7:15 9 LA	7:15 10 LA	12:35 11 LA	1:35 12 MIL	1:05 13 MIL
1:05 14 MIL	7:05 15 SD	7:05 16 SD	7:05 17 SD	18	5:05 19 HOU	5:05 20 HOU
11:35 21 HOU	22	5:05 23 CHI	5:05 24 CHI	11:20 25 CHI	4:10 26 CIN	11:05 27 CIN
10:15 28 CIN	7:15 29 PHI	7:15 30 PHI				

MAY						
SUN	MON	TUE	WED	THU	FRI	SAT
			12:35 1 PHI	2	7:35 3 CIN	1:05 4 CIN
1:05 5 CIN	6	4:10 7 NY	4:10 8 NY	4:10 9 NY	4:05 10 MON	4:05 11 MON
10:35 12 MON	7:15 13 ATL	7:15 14 ATL	4:05 15 ATL	12:35 16 ATL	7:35 17 FLA	1:05 18 FLA
1:05 19 FLA	20	6:35 21 AZ	6:35 22 AZ	23	6:05 24 COL	12:05 25 COL
12:05 26 COL	1:05 27 AZ	7:15 28 AZ	7:15 29 AZ	12:30 30 AZ	7:35 31 COL	

JUNE						
SUN	MON	TUE	WED	THU	FRI	SAT
						1:05 1 COL
5:05 2 COL	7:05 3 SD	7:05 4 SD	2:05 5 SD	6	4:05 7 NYY	10:15 8 NYY
10:05 9 NYY	4:05 10 TOR	4:05 11 TOR	4:05 12 TOR	13	7:35 14 OAK	1:05 15 OAK
1:05 16 OAK	17	7:15 18 TAM	7:15 19 TAM	12:35 20 TAM	7:35 21 BAL	1:05 22 BAL
1:05 23 OAK	7:15 24 SD	7:15 25 SD	12:35 26 SD	12:35 27 SD	7:05 28 OAK	1:05 29 OAK

JULY						
SUN	MON	TUE	WED	THU	FRI	SAT
	6:05 1 COL	6:05 2 COL	6:05 3 COL	3:05 4 AZ	7:05 5 AZ	1:10 6 AZ
5:05 7 AZ	8	9 ALL STAR GAME	10	7:15 11 COL	7:35 12 COL	1:05 13 COL
1:05 14 COL	7:15 15 AZ	12:05 16 AZ	5:10 17 STL	10:40 18 STL	7:10 19 LA	1:10 20 LA
5:10 21 LA	7:15 22 STL	7:15 23 STL	4:05 24 STL	12:35 25 STL	7:05 26 LA	1:05 27 LA
1:05 28 LA	29	4:05 30 PHI	4:05 31 PHI			

AUGUST						
SUN	MON	TUE	WED	THU	FRI	SAT
				4:05 1 PHI	4:05 2 PIT	4:05 3 PIT
10:35 4 PIT	5	7:15 6 CHI	7:15 7 CHI	12:35 8 CHI	7:35 9 PIT	1:05 10 PIT
1:05 11 PIT	12	4:35 13 ATL	4:05 14 ATL	4:35 15 ATL	4:05 16 FLA	4:05 17 FLA
1:05 18 FLA	10:05 19 FLA	7:15 20 NY	7:15 21 NY	12:35 22 NY	7:35 23 MON	1:05 24 MON
1:05 25 MON	6:05 26 COL	6:05 27 COL	6:05 28 COL	12:05 29 COL	7:05 30 AZ	1:10 31 AZ

SEPTEMBER						
SUN	MON	TUE	WED	THU	FRI	SAT
5:05 1 AZ	2	7:15 3 COL	7:15 4 COL	7:15 5 AZ	7:35 6 AZ	1:05 7 AZ
1:05 8 AZ	7:15 9 LA	7:15 10 LA	12:35 11 LA	7:05 12 SD	7:05 13 SD	7:05 14 SD
2:00 15 SD	7:10 16 LA	7:10 17 LA	7:10 18 LA	7:10 19 MIL	5:05 20 MIL	4:05 21 MIL
11:05 22 MIL	23	7:15 24 SD	7:15 25 SD	26	7:35 27 HOU	1:05 28 HOU
1:05 29 HOU	30					

■ Home Follow the Giants on radio: KNBR 680 and KZSF-1370 AM (Spanish). Watch the Giants on KTVU Channel 2 ■, Fox Sports Net ◆ and ESPN ★
 Away Check your local listings for most current broadcast schedule. All times Pacific Daylight Time. All game times and dates subject to change.

Now batting clean-up: Chevron with Techron



Every line-up needs power. Just ask your car.

While it may not be up on slugging percentages, it knows the power to perform its best is found in a gasoline like Chevron with Techron. Why? Because lower quality gasolines often leave performance-robbing deposits on vital engine parts. But Chevron with Techron helps keep engine parts clean. In fact, it even cleans up deposits other brands may leave behind.

TECHRON

The Techron additive is unbeatable at keeping vital engine parts clean.

Simply put, no gasoline keeps your car at the top of its game better than Chevron with Techron.

Like a great clean-up hitter, you can count on it in the clutch.



HOW TO KNOW WHEN YOU HAVE A SPORTS ADDICTION PROBLEM

1) You named your kids after a stadium.

YES NO

2) You plan family vacations around bowl games.

YES NO

3) You replaced the couch in front of the TV with bleachers.

YES NO

4) You introduced a clause in your prenup that calls for immunity during playoff games.

YES NO

5) You convinced your wife that painting the house in team colors would be okay.

YES NO

6) You and your spouse have matching leather team jackets.

YES NO

7) You think fans should get trophies, too.

YES NO

8) You think season tickets are an appropriate anniversary gift.

YES NO

9) You got everybody in the congregation to do the wave during your daughter's wedding.

YES NO

10) You replaced a picture of your mother with a picture of your favorite halfback.

YES NO

11) You have your kids call you "Coach," instead of "Mom" or "Dad."

YES NO

12) You can't walk by a trash can without squaring up for a three-pointer.

YES NO

13) You frequently say to yourself, "If I lost 25 pounds and quit smoking, I could be a walk-on."

YES NO



ADMITTING YOU HAVE A PROBLEM IS THE FIRST STEP TO RECOVERY.

14) You insist that your children dress as college mascots on Halloween.

YES NO

15) You can't open the front door of your house because the wide-screen TV is blocking it.

YES NO

16) You got into an online bidding war over a pair of Michael Jordan's tube socks.

YES NO

17) You have the sports ticket phone number on speed dial.

YES NO

18) You gave your mother a signed baseball hoping she will leave it to you in her will.

YES NO

19) You have a historical tape collection that would make ESPN envious.

YES NO

20) You force your son to play football when he is clearly better suited for the chess team.

YES NO

0-3 questions answered yes
-mild problem
-no treatment necessary

3-6 questions answered yes
-moderate problem
-consult a therapist

6-9 questions answered yes
-moderate to severe problem
-outpatient treatment necessary

9+ questions answered yes
-severe problem
-institutionalization necessary

A public service message from



Pacific Bell

Proud Sponsor of the San Francisco Giants