

GIANTS



2003 MEDIA GUIDE

HOW TO KNOW WHEN YOU HAVE A SPORTS ADDICTION PROBLEM

1) You named your kids after a stadium.

YES NO

2) You plan family vacations around bowl games.

YES NO

3) You replaced the couch in front of the TV with bleachers.

YES NO

4) You introduced a clause in your prenup that calls for immunity during playoff games.

YES NO

5) You convinced your wife that painting the house in team colors would be okay.

YES NO

6) You and your spouse have matching leather team jackets.

YES NO

7) You think fans should get trophies, too.

YES NO

8) You think season tickets are an appropriate anniversary gift.

YES NO

9) You got everybody in the congregation to do the wave during your daughter's wedding.

YES NO

10) You replaced a picture of your mother with a picture of your favorite halfback.

YES NO

11) You have your kids call you "Coach," instead of "Mom" or "Dad."

YES NO

12) You can't walk by a trash can without squaring up for a three-pointer.

YES NO

13) You frequently say to yourself, "If I lost 25 pounds and quit smoking, I could be a walk-on."

YES NO



ADMITTING YOU HAVE A PROBLEM IS THE FIRST STEP TO RECOVERY.

14) You insist that your children dress as college mascots on Halloween.

YES NO

15) You can't open the front door of your house because the wide-screen TV is blocking it.

YES NO

16) You got into an online bidding war over a pair of Michael Jordan's tube socks.

YES NO

17) You have the sports ticket phone number on speed dial.

YES NO

18) You gave your mother a signed baseball hoping she will leave it to you in her will.

YES NO

19) You have a historical tape collection that would make ESPN envious.

YES NO

20) You force your son to play football when he is clearly better suited for the chess team.

YES NO

0-3 questions answered yes
-mild problem
-no treatment necessary

3-6 questions answered yes
-moderate problem
-consult a therapist

6-9 questions answered yes
-moderate to severe problem
-outpatient treatment necessary

9+ questions answered yes
-severe problem
-institutionalization necessary

A public service message from



Proud Sponsor of the San Francisco Giants



More publications available at:

www.retroseasons.com/library/



The 2003 San Francisco Giants Media Guide

C O N T E N T S

1

CLUB DIRECTORY

Executive Biographies

2

THE 2003 GIANTS

Manager and Coach Biographies
Behind the Scenes
Player Biographies
Roster

3

2002 IN REVIEW

Final Major League Standings
2002 Statistics
The Season, Day-by-Day
Player Transactions
Giants Home Attendance

4

THE OPPONENTS

National League Club Directories
American League Club Directories

5

GIANTS HISTORY

Giants Franchise Records
San Francisco Records
All-Time Top Tens
Giants All-Stars
League Leaders
Giants in the Hall of Fame
All-Time Roster

6

THE MINOR LEAGUES

Giants Minor League System
2002 Standings and Statistics
Minor League Staff
Minor League Player Biographies

7

OTHER INFORMATION

Pacific Bell Park Information
Exhibition Schedule
Scottsdale Stadium Information
Spring Training Information,
Statistics and History
Broadcast Information
Giants Community Fund
Giants Media Information/
Guidelines
Regular Season Schedule



San Francisco Giants

Pacific Bell Park

24 Willie Mays Plaza, San Francisco, CA 94107

(415) 972-2000 • sfgiants.com

San Francisco Baseball Associates L.P.

Managing General Partner: Peter A. Magowan

Senior General Partner: Harmon E. Burns

Principal Partners

Laurence M. Baer

Allan G. Byer

George Drysdale

Daniel Geller Trust

Philip Halperin

William & Flora Hewlett Foundation

Nancy House

David Jenkins

Charles B. Johnson

Arthur H. Kern

KNBR, Inc.

KTVU, Inc.

Duane K. Kurisu

Jeffrey Mallett

Philip D. Morais

William Neukom

Lawrence Nibbi

Arthur Rock

A. Daniel Scheinman

John Scully

Robert L. Sockolov

Lawrence J. Stupski

David S. Wolff

Administration

President.....	Peter A. Magowan
Executive Vice President and Chief Operating Officer	Laurence M. Baer
Senior Vice President and General Manager	Brian R. Sabean
Senior Vice President and Chief Financial Officer	John F. Yee
Senior Vice President and General Counsel.....	Jack F. Bair
Special Assistant	Willie Mays
Senior Advisor.....	Willie McCovey
Director of Administration.....	Alfonso G. Felder
Executive Assistant to the President	Shirley Casabat
Executive Assistant to the Executive Vice President and Chief Operating Officer.....	Ilene Snider
Executive Assistant to the Chief Financial Officer	Evelyn White

Baseball Operations

Senior Vice President and General Manager	Brian R. Sabean
Vice President and Assistant General Manager	Ned Colletti
Vice President, Player Personnel	Dick Tidrow
Senior Advisor, Baseball Operations/Director of Arizona Operations.....	Robert E. Quinn
Special Assistant to the General Manager	Ron Perranoski
Director of Player Development.....	Jack Hiatt
Special Assistant, Player Personnel	Bobby Bonds
Special Assistant, Player Personnel	Jim Davenport
Special Assistant, Player Personnel	Ted Uhlaender
Director of Minor League Administration.....	Bobby Evans
Coordinator of Scouting.....	Matt Nerland

Coordinator of International Operations	Rick Ragazzo
Coordinator of Video Systems	Carlos Alfonso
Director of Travel	Reggie Younger, Jr.
Executive Assistant, Baseball Operations	Karen Sweeney
Assistant, Baseball Operations	Jeremy Shelley
Assistant, Organizational Travel	Mike Scardino
Assistant, Video Operations	Dan Martin
Assistant, Baseball Operations/ Video Systems	Yeshayah Goldfarb

Ballpark Operations

Senior Vice President, Ballpark Operations	Jorge Costa
Senior Director of Ballpark Operations	Gene Telucci
Assistant Director of Ballpark Operations	Bob DeAntoni
Security Manager	Tinie Roberson
Ballpark Operations Supervisor	Stan Sprinkles
Manager of Maintenance	Frank Peinado
Head Groundskeeper	Scott MacVicar
Assistant Groundskeeper	Steve Dedo
Facilities Manager, Ballpark Operations	Tom Zorn
Administrative Assistant/Project Manager	Vicki Kelley
Maintenance Supervisor	Randy Gomez

Clubhouse

Giants Equipment Manager	Miguel Murphy
Visitors Clubhouse Manager	Harvey Hodgerney
Assistant Equipment Manager	Richard Cacace
Clubhouse Assistant	David Loewenstein

Communications

Vice President, Communications	Staci Slaughter
--------------------------------------	-----------------

Media Relations

Director, Media Services and Broadcasting	Maria Jacinto
Manager, Media Relations	Jim Moorehead
Manager, Baseball Information	Blake Rhodes
Media Relations Assistant	Matt Hodson
Hispanic Media Services	Luis Alberto Torres

Public Affairs/Community Relations

Director, Public Affairs & Community Relations	Shana Daum
Senior Public Affairs & Community Relations Coordinator	Bertha Fajardo
Community Relations Coordinator	Jayne Fulford
Community Representatives	Vida Blue, Orlando Cepeda

Giants Community Fund

Executive Director	Sue Petersen
Program and Finance Manager	Paul Giuliacci
Community Fund Coordinator	Carolyn Schultes
Community Fund Assistant	Shelby Barendrick

Consumer Marketing

Senior Vice President, Consumer Marketing	Tom McDonald
Executive Assistant to the Senior Vice President, Consumer Marketing	Juliet Hippard
Director of Interactive Marketing	Jerry Drobny
Manager, Game Entertainment	Bryan Srabian
Manager, Scoreboard & Video Operations	John Tyler
Producer/Video Editor	Paul Hodges

Ticket Sales

Director, Sales	Rob Sullivan
Manager, Group Sales	Cory Shakarian
Manager, Season Ticket Sales	Craig Solomon
Senior Sales Executives	Jane Kaplan, Patrick Landers
Sales Executives	Jarrod Dillon, Regina Hawes, Todd Lindenbaum, Kerry Mentel

Ticket Services/Client Relations

Vice President, Ticket Services/Client Relations	Russ Stanley
Administrative Assistant to Vice President, Ticket Services/Client Relations	Stacie Duarte
Director of Ticket Services	Devin Lutes
Director of Client Relations	Annemarie Hastings
Director of Luxury Suites	Amy Quartaroli
Ticket Services Manager	Bob Bisio
Ticket Accounting Manager	Kem Easley
Ticket Operations Manager	Anita Sprinkles
Special Events Ticket Manager	Todd Pierce
Luxury Suites Coordinator	Alexis Mason
Senior Client Relations Executive	Greg Marinec
Client Relations Executives	Cindy Hernandez, Rocky Koplik, Margo Malone, Bob Murtagh
Ticket Services Representative/Spring Training Ticket Coordinator	Matt Coy
Ticket Services Representatives	Bill Dion, Sam Heikel, Erik Stone
Client Services Representatives	Mark Guter, Kevin Mark
Account Processing Coordinator	Donna DalBazzo
Account Processors	Jeanette Miller, Joann Miller

Corporate Marketing

Senior Vice President, Corporate Marketing	Mario Alioto
Corporate Marketing Assistant	Rebecca Miles
Vice President, Corporate Sponsorship	Jason Pearl
Account Executives, Corporate Sponsorship	Susan Otolski, Michael Stewart
Director of Sponsorship Services	Danny Dann
Corporate Sponsorship Assistant	Alexis Hyland
Director of Special Events	Valerie McGuire
Promotions Manager	Alison Vidal

Finance/Accounting

Vice President, Finance	Lisa Pantages
Accounting Manager	Keith T. Scheeler
Payroll Manager	Ron Cobb
Senior Financial Analyst	Teresa K. Jang
Inventory Control Manager	Paul L. Kelley
Accounts Payable	David M. Smith
Staff Accountant	Rolando B. Austria
Financial Analyst	Peggy Della Rocchetta
Payroll Assistant	Eva Wong

Guest Services

Vice President, Guest Services	Rick Mears
Manager of Guest Services	Julie Radford
Payroll Administrator	Pam Sohl
Scheduling Administrator	Paul Schov

Human Resources/Office Services

Vice President, Human Resources	Joyce Thomas
Human Resources Manager	Lily Martinez, PHR
Executive Receptionist	Claudette Kranson
Administrative Clerk	Bob Szarka
Administrative Assistant	Reina Terry
Giants Building Lobby Receptionist	Anthony Horton

Information Systems

Vice President and Chief Information Officer	Bill Schlough
Director of MIS	John Winborn
Senior Application Developer	Dan Quill
Network Administrator	Dave Woolley
MIS Project Manager	Ken Logan
Telecom Specialist	Jill Nubbe

Desktop Support Technician.....	Tom Craig
Helpdesk Administrator.....	Lena Boswell

Legal

Senior Vice President and General Counsel.....	Jack F. Bair
Vice President and Deputy General Counsel.....	Elizabeth R. Murphy
Executive/Legal Assistant.....	Nicole Bivetto

Publications

Vice President, Publications.....	Nancy Donati
Photography/Archives Manager.....	Missy Mikulecky
Art Director/Senior Graphic Designer.....	John Franco
Graphic Designer.....	Brian Bisio
Staff Photographers.....	Martha Jane Stanton, Andy Kuno

Retail

Vice President & General Manager, Retail.....	Connie Kullberg
Director of Retail Operations.....	Derik Landry
Buyer, RTW and Caps.....	Dave Martinez
Buyer, Novelty and Kids.....	Philippa Redland
Retail and Tours Coordinator.....	Joanne Young
Dugout Store District Manager.....	Bonnie MacInnes
Warehouse and Merchandise Services Manager.....	Melinda Lagunas
Retail Driver.....	Raul Rodriguez
Senior Store Manager, Pacific Bell Park.....	Joe Pellacani
Store Manager, Stanford.....	Rebecca Cyr
Assistant Store Manager, Serramonte.....	Elbert Felix
Assistant Store Manager, Embarcadero.....	Erin Reilly

Giants Enterprises L.L.C.

(Subsidiary of the San Francisco Giants)

Chairman.....	Peter A. Magowan
Vice Chairman.....	Harmon E. Burns
Chief Executive Officer.....	Laurence M. Baer
Treasurer.....	John F. Yee
Secretary.....	Jack F. Bair
Assistant Secretary.....	Elizabeth R. Murphy
President, Giants Enterprises.....	Patrick J. Gallagher
Director of Sales and Marketing.....	Stephen Revetria
Sales Managers.....	Alyce Tognotti, Jeff Tucker
Manager, Pacific Bell Park Tours.....	Alicia Biagi
Senior Event Coordinator.....	Joanna Blume
Event Coordinator.....	Heidi Peterson
Executive Assistant.....	Mari Malvino

China Basin Ballpark Company L.L.C.

(Affiliated with the San Francisco Giants)

Chairman and Chief Executive Officer.....	Peter A. Magowan
Vice Chairman.....	Harmon E. Burns
President and Chief Operating Officer.....	Laurence M. Baer
Vice President, Finance and Chief Financial Officer, Treasurer.....	John F. Yee
Vice President and General Counsel, Secretary.....	Jack F. Bair

Giants Development Services L.L.C.

(Affiliated with the San Francisco Giants)

Chairman.....	Peter A. Magowan
Vice Chairman.....	Harmon E. Burns
Chief Executive Officer.....	Laurence M. Baer
Treasurer.....	John F. Yee
Secretary.....	Jack F. Bair
Assistant Secretary.....	Elizabeth R. Murphy



Peter A. Magowan

PRESIDENT AND MANAGING GENERAL PARTNER

Recognized as one of Major League Baseball's most progressive leaders, Peter Magowan enters his 11th season as the Giants' president and managing general partner. A longtime resident of San Francisco and lifelong baseball enthusiast, Magowan is credited with playing a critical role in two major events that kept the Giants in Northern California.

In an 11th-hour effort, Magowan and a group of civic-minded San Franciscans saved the Giants from relocating to Tampa Bay in December 1992. The successful rescue had special meaning for Magowan, a New York native who moved to San Francisco with his family about the same time the Giants moved west in 1958.

Then in December 1995, Magowan unveiled a revolutionary plan to build a new 41,000-seat ballpark at China Basin which would further ensure successful Major League Baseball in San Francisco well into the 21st Century. The Giants' president, determined to eliminate any public taxpayer assistance, announced that the new baseball park would be the first privately financed Major League ballpark in more than 30 years. Three months later, the team's "Yes on B" campaign passed in overwhelming fashion, as San Francisco voters approved the China Basin ballpark proposal by a 2-to-1 margin. Officially named Pacific Bell Park soon thereafter, the Giants broke ground on their spectacular new downtown waterfront home Dec. 11, 1997, with a completion date of April 2000.

For his efforts in overseeing the nationally acclaimed Pacific Bell Park project, Magowan was named 2000 Sports Executive of the Year by *Street & Smith's Sports Business Journal*.

Known as the man who brought single-season home run king Barry Bonds to San Francisco after signing him as a free agent in Dec. 1992, Magowan has ensured that the five-time MVP will finish his career in a Giants uniform. Prior to the 2002 campaign, he signed Bonds to a five-year contract with a 10-year personal services contract following his playing days.

Magowan's aggressive and innovative management style, as well as his well-known business acumen, has earned him assignments on some of Major League Baseball's most influential committees—labor relations, strategic planning, equal opportunity, and the National League's Executive Committee.

Since assuming the club's reins in 1993, Magowan has been the recipient of many community awards. *The San Francisco Business Times*, in recognition of his efforts to keep the Giants in San Francisco, named Magowan their 1993 Bay Area Business Executive of the Year. In addition, the Commonwealth Club of California honored him and other team investors with the prestigious 1993 Distinguished Citizens Award.

In recognition of the Giants becoming the first professional sports team to stage a benefit game for AIDS, Magowan was presented a Special Achievement Award for Outstanding Leadership and Commitment to HIV/AIDS Awareness at the 1995 AIDS Update Conference. In 1999, the Harvard Business School named him Bay Area Business Leader of the Year.

Magowan has spent 33 years with Safeway, Inc. He was named chairman and CEO on January 1, 1980. He relinquished the CEO title and left the day-to-day operations in April 1993 after becoming president and managing general partner of the San Francisco Giants. In May of 1998 he retired from his position as chairman, though he remains a director. Magowan also serves as a director on the boards of DaimlerChrysler A.G. and Caterpillar, Inc.

A 1964 Stanford graduate with a degree in American literature, Magowan received his masters degree in politics, philosophy and economics from Oxford University. He also completed two years of additional postgraduate work at the Johns Hopkins School of Advanced International Studies. He and his wife, Debby, live in San Francisco.

Best Records Since 1993

Under current ownership, San Francisco has posted the third best record in the National League and sixth in the majors since 1993.

Team	W	L	PCT.
Atlanta	952	600	.613
New York (AL)	922	627	.595
Cleveland	868	683	.560
Seattle	840	711	.542
Houston	840	714	.541
San Francisco	840	715	.540
Boston	829	725	.533
Los Angeles	819	735	.527
Chicago (AL)	808	743	.521



Laurence M. Baer

EXECUTIVE VICE PRESIDENT AND CHIEF OPERATING OFFICER

A fourth generation San Franciscan with impeccable credentials in the world of marketing, television, film and politics, Larry Baer has gained a national reputation as one of professional sports' leading visionaries. The 45-year-old Baer, a limited partner of the Giants' ownership group who has served as executive vice president of the team since December 1992, also was named chief operating officer of the franchise in May 1996.

For the past nine years, Baer has also served as the chairperson of the team's new \$357 million Pacific Bell Park project at China Basin, near downtown San Francisco. In 1996, he was named president of the China Basin Ballpark Corporation (CBBC), a private entity formed by Giants investors to finance and build the new ballpark, which opened in April 2000.

Under his direction, the Giants enjoyed perhaps their finest hour in San Francisco in 2000. The franchise sold 3,315,000 tickets, shattering the all-time club attendance record by more than 700,000. Pacific Bell Park opened to widespread acclaim as one of the "best ballparks ever built," and Baer joined team president Peter Magowan in being honored with throwing out the first pitch at the park's historic Opening Day April 11, 2000. The club has enjoyed continued success at Pacific Bell Park, leading the National League in attendance each of the last two years and leading all of baseball in sponsorship revenue, while branding the park as one of the most popular venues in the country for special events.

The San Francisco Lowell High School graduate has been the driving force behind every phase of the ballpark project, including the park's original design by HOK Sports; the successful voter campaign in March 1996; the subsequent private financing package that featured the highly successful Charter Seat program; the unprecedented drive to secure a record 29,500 season ticket holders, and the final construction of the facility.

Baer is responsible for the overall day-to-day functioning of the Giants organization, both on the business and baseball sides of the operation. A key leader in assembling the new ownership group and negotiating the 1992 sale which kept the Giants in San Francisco, he is also a member of Major League Baseball's prestigious television committee.

After earning Phi Beta Kappa honors at the University of California in 1980, Baer joined the Giants as the club's marketing director. During his initial three-year stint with the Giants, he helped direct the highly acclaimed "Croix de Candlestick" campaign, among other successful promotional events. In 1983, he left the Giants to attend Harvard Business School, followed by a four-year tenure at Westinghouse Broadcasting in San Francisco and New York. He finally returned to the Giants in December 1992 from CBS, Inc. in New York, where he had served as special assistant to the network's chairman, Laurence Tisch.

In 1996, Baer was accorded the San Francisco Distinguished Leadership Award, a highly coveted honor given to individuals who have contributed to their community and provided leadership for a better quality of life. In addition, the Giants executive received the prestigious "Sports Torch of Learning Award" by the Scopus Society of the American Friends of The Hebrew University in 1995 and the Anti-Defamation League's Torch of Liberty Award in 2001.

Baer also serves on the boards of the San Francisco Chamber of Commerce, the California Academy of Sciences, the San Francisco Committee on Jobs, the Boys and Girls Club of San Francisco and the Northern California Special Olympics.

Baer and his wife, Pam, reside in San Francisco with their four children.

Giants Ownership

Ownership	Dates
(Chief Executive Officers)	
John B. Day	December 7, 1882 - January, 1893
C.C. Van Cott	January, 1893 - January 24, 1895
Andrew Freedman	January, 24, 1895 - September 9, 1902
John T. Brush	September 9, 1902 - November 26, 1912
Harry N. Hempstead	November 26, 1912 - January 14, 1919
Charles A. Stoneham	January 14, 1919 - January 6, 1936
Horace C. Stoneham	January 15, 1936 - March 2, 1976
Robert A. Lurie	March 2, 1976 - January 12, 1993
Peter A. Magowan	January 12, 1993 - present



Brian R. Sabean

SENIOR VICE PRESIDENT AND GENERAL MANAGER

Brian Sabean, whose distinguished baseball pedigree and shrewd player acquisitions have transformed the Giants into the National League's second-winningest team over the past six seasons, was named San Francisco's senior vice president and general manager Sept. 30, 1996.

Since Sabean assumed the GM reins, the Giants have won a National League pennant (2002), two NL West Division flags (1997 and 2000), a Wild Card entry (2002) and forced a Wild Card tie-breaker game with Chicago in 1998, while posting a 547-425 mark during that six-year span. The Giants have finished in either first- or second-place in the division each of his six seasons, marking the first time that's occurred since the nine-year span of 1917-25. In fact, his teams have only played 11

contests since the beginning of the 1997 season that haven't had any post-season implications (final nine games in 1999 and last two in 2001). It's also been 35 years since a San Francisco team has won more games over a six-year period than this current Giants group. The 1962-67 teams won 560 contests, just 13 more than the 547 accomplished by the 1997-2002 Giants.

Entering his 11th year with the organization and 18th season as a baseball front office executive, the 47-year-old Sabean is regarded as one of the best general managers in Major League Baseball. In his very first year as the Giants' GM, the Concord, NH native finished second in *The Sporting News'* 1997 Executive of the Year balloting. He seized national headlines for his bold player moves that season, engineering some of baseball's most successful blockbuster trades, which catapulted San Francisco to its first divisional championship in eight years.

During his seven-year tenure as GM, Sabean has acquired some of the game's best players via trades. They have included All-Stars Jeff Kent, Robb Nen, Kenny Lofton, Andres Galarraga, Ellis Burks, Joe Carter, Roberto Hernandez, Wilson Alvarez and Jose Mesa. Prior to the July 31 trading deadline in 1999, the Giants GM added another prize player, 1997 World Series MVP Livan Hernandez of the Florida Marlins, in exchange for two minor leaguers.

In perhaps his largest task since his re-tooling of the club prior to the 1997 season, Sabean has completed a major overhaul of the 2002 pennant winners to prepare for a return to the

World Series in 2003. Shortly after the club's Fall Classic appearance, he hired former Manager of the Year Felipe Alou to oversee the transformation of the Giants on the field. To help San Francisco's new skipper's aggressive offensive style of play, Sabean signed prototypical lead-off hitter and All-Star performer Ray Durham, as well as All-Stars Edgardo Alfonzo and Marquis Grissom as free agents. He also acquired a 30-homer, 30-steal talent in outfielder Jose Cruz, Jr., while providing Alou some versatility with such proven Major League players as infielder Neifi Perez and left-handed starter Damian Moss.

Before his promotion to GM in 1996, Sabean served one season as the club's senior vice president, player personnel in 1995 and enjoyed a three-year stint as assistant to the general manager and vice president of scouting/player personnel. Prior to joining the Giants, Sabean played a vital role in developing the Yankees' farm system into one of baseball's finest. During his eight-year tenure with the Yankees, he held several positions of increasing responsibility, including director of scouting from 1986-90 and vice president of player development/scouting from 1990-92.

Sabeen, who graduated from Concord (NH) High School in 1974 and Eckerd College (St. Petersburg, FL) in 1978, served as an assistant baseball coach at St. Leo College in St. Leo, FL in 1979 and the University of Tampa from 1980-82. He was then promoted to head coach at Tampa in 1983, holding that post for two years, compiling a 61-36 record and making the school's first-ever appearance in an NCAA regional tournament in 1984. Sabean has four sons, Colin, Sean, Brendan and Darren.

Best Records Since 1997

Since Brian Sabean became the club's general manager prior to 1997, the Giants own the second best record in the National League and the third best mark in Major League Baseball.

Team	W	L	PCT.
New York (AL)	593	375	.613
Atlanta	594	376	.612
San Francisco	547	425	.563
Seattle	545	426	.561
Houston	532	440	.547
Cleveland	527	444	.543
Boston	524	447	.540



Ned Colletti

VICE PRESIDENT AND ASSISTANT GENERAL MANAGER

Entering his third decade in Major League Baseball, Ned Colletti has spent the last 22 years in the game. This season marks his ninth year with the Giants organization and his seventh as the assistant general manager to Brian Sabean.

He is a prominent member of Sabean's baseball braintrust that has helped the Giants average 90-plus wins a season from 1997-2002, including the National League pennant in 2002 and division championships in 1997 and 2000. In addition to handling all Major League contract negotiations, his responsibilities include assisting Sabean in acquiring players via trade or free agency and building the Major League club, which in the last six seasons has played only 11 games while eliminated from the post season. He is also responsible for overseeing waiver and rule compliance and managing the Major League payroll and budgeting.

Colletti, who has negotiated more than 300 Major League contracts, has been responsible for signing such premier players as current and former Most Valuable Player Barry Bonds, along with All-Stars Robb Nen, Rich Aurilia, Ray Durham and Edgardo Alfonzo, as well as key players such as Kirk Rueter, Jason Schmidt, Marquis Grissom and Neifi Perez all to multi-year contracts. He also helped bring in the final piece of the 2003 puzzle, inking infielder Jose Cruz, Jr. to a free-agent contract in late January. Colletti also works closely with Dick Tidrow in signing the organization's top picks in the annual first-year player draft. During the last five years, the Giants have signed 108 of the organization's top 118 selections, including all but one of the players selected in the first 10 rounds.

Prior to joining the Giants organization in 1994, Colletti worked for the Chicago Cubs, beginning his Major League Baseball career in 1982. He worked in both the media relations and baseball departments in Chicago, assisting in player contract negotiations, salary arbitration cases and player acquisitions. He was a key member of the organization when the Cubs won N.L. Eastern Division titles in 1984 and 1989. He was honored by Major League Baseball with the Robert O. Fishel Award for Public Relations Excellence in 1990.

The Chicago native graduated from Northern Illinois University and East Leyden High School in Franklin Park, IL, the same high school Denver Broncos head coach Mike Shanahan, Toronto Raptors general manager Glen Grunwald and former NBA head coach Jimmy Rodgers attended. He was inducted into the Triton College Sports Hall of Fame in 1993, entering the same time as Kirby Puckett, Lance Johnson and Jeff Reboulet. Ned and Gayle have two children, Lou and Jenna. Ned's brother Doug has been a member of the Chicago Bears' radio broadcast team for the past 17 seasons.



Dick Tidrow

VICE PRESIDENT, PLAYER PERSONNEL

A former American League Rookie Pitcher of the Year and 13-year Major League veteran, Dick Tidrow enters his fifth season as the Giants' vice president, player personnel and his tenth year overall with the club.

Another invaluable cog in Brian Sabean's inner circle, Tidrow came to the organization prior to the 1994 campaign, serving as the club's Major League scout for the American League. He was promoted to special assistant to the general manager in 1996, and was elevated to director of player personnel prior to the 1997 season. His current responsibilities include providing Major League player recommendations for trade or free agent signings as well as overseeing the player development and scouting areas of the organization. His judgement for talent, whether acquired or developed through the club's farm system, can be seen throughout the roster of the Major League club.

Prior to joining the Giants organization, Tidrow served as a special assignment scout with the New York Yankees from 1985 through 1993. The former right-handed pitcher, nicknamed "Dirt," enjoyed parts of 13 years in the majors from 1972-84. He was honored as *The Sporting News* A.L. Rookie Pitcher of the Year as a starter with the Cleveland Indians in 1972, while also capturing pennant and World Series rings as a reliever with the Yankees in 1976 and '77, respectively. He later pitched for the Cubs, White Sox and Mets. His lifetime numbers show a 100-94 record with 55 saves and a 3.68 ERA.

The San Francisco native graduated from Mt. Eden High School in 1965 and Chabot Junior College in 1967, both located in Hayward. Dick and his wife, Mari Jo, have three children—Andy, Matt and Richelle—and make their home in Lee's Summit, MO.



Ron Perranoski

SPECIAL ASSISTANT TO THE GENERAL MANAGER

Ron Perranoski, who brings more than 40 years of professional baseball experience to the Giants, enters his ninth season in the San Francisco organization and fourth year as special assistant to the general manager.

Perranoski, regarded as one of the greatest pitching coaches in Major League history, serves General Manager Brian Sabean in the areas of scouting and player development at both the major and minor league levels.

The former left-hander first joined the Giants as coordinator of minor league pitching in 1995, with four of his farmhands earning Pitcher of the Year awards in their respective leagues during his two-year tenure at that post. He joined Dusty Baker's Major League staff as bench coach in 1997, then was named pitching coach the following season.

Prior to his stint with San Francisco, Perranoski served as the Los Angeles Dodgers' pitching coach for 14 seasons (1981-94). During that period, the Dodgers' staff ranked either first or second in the league for ERA nine times. His 1981 and 1988 staffs pitched Los Angeles to World Series titles.

He also enjoyed a sparkling 13-year career as a Major League pitcher, posting a 79-74 record with the Dodgers, Twins, Tigers and Angels. The left-handed relief specialist registered a 54-41 mark with a 2.56 ERA and 101 saves for Los Angeles in eight campaigns (1961-67, 1972). He still ranks third in saves and fourth in games pitched (457) on the Dodgers' all-time list. He led the league in winning percentage with a 16-3 record in 1963 and pitched in three World Series for the Dodgers.

His first coaching assignment came with the Dodgers in 1973, holding the position of minor league pitching instructor for eight years.

Perranoski and his wife, June, live in Vero Beach, FL. He has three grown sons—Ron, Brad and Mike.



Robert E. Quinn

**SENIOR ADVISOR, BASEBALL OPERATIONS/
DIRECTOR OF ARIZONA OPERATIONS**

Bob Quinn, former Major League Executive of the Year who's been in professional baseball for more than 40 years, begins his 11th season with the organization and sixth year as senior advisor, baseball operations/director of Arizona operations. Quinn, who served the Giants as vice president and senior advisor, baseball operations in 1997, acts as the Giants' liaison with the

"Charros" sports group, which represents the City of Scottsdale in the team's lease agreement for Scottsdale Stadium, and the nearby Indian School workout facility during Spring Training. Quinn also continues to fill special club assignments from Brian Sabean throughout the year.

Quinn served as the Giants senior vice president and general manager from 1993-96, a period in which the club posted a .503 winning percentage (293-290). He is a third-generation baseball executive: his grandfather, J.A. Quinn, was the general manager for four Major League teams, and his father, John, held the same post with the Braves for 23 years and with the Phillies for another 13 seasons. A native of Boston, Quinn has held Major League executive positions ranging from vice president of player development and scouting for the Cleveland Indians to general manager of the Yankees (1986-88) and the Reds (1989-91). He built a World Championship team in Cincinnati in 1990 and was named the Major League Executive of the Year by *The Sporting News* that year.

Quinn and his wife, Kathryn, live in Scottsdale, AZ. They have two sons, Mike and Bob, and four grandchildren.



Jack Hiatt

DIRECTOR OF PLAYER DEVELOPMENT

Jack Hiatt, a former Giants player, is in his 12th season as the team's director of player development. Prior to this assignment, Hiatt spent two seasons assisting then-Minor League Director Carlos Alfonso, one year as a roving catching instructor (1989) and one campaign (1988) as the manager of the Giants' rookie league club in Pocatello, ID. Hiatt is chiefly responsible for the assignment, development and evaluation of players throughout the Giants farm system, which is now rated as one of baseball's finest.

A catcher and first baseman during his playing days, Hiatt played for the Angels, Giants, Expos, Cubs and Astros during a career that included 483 games from 1964-72. During that period, he posted a .251 average with 22 home runs and 154 RBI.

Prior to joining the Giants player development staff, Hiatt worked as a coach and manager in the Cubs, Angels and Astros organizations, including a stint as a Major League coach with Chicago in 1981. Hiatt and his wife, Sherlyn, reside in Gleneden, OR.



Bobby Bonds

SPECIAL ASSISTANT, PLAYER PERSONNEL

Bobby Bonds, a three-time All-Star in his playing career, begins his 23rd season with the Giants organization as either a player, coach, scout or front office employee. He enters his seventh year in his current position as a special assistant, where he will serve as a special assignment hitting instructor and special assignment scout as directed by Brian Sabean.

Prior to moving into his current role, the 1973 All-Star Game MVP served four seasons as the Giants hitting instructor from 1993-96. Under his tutelage, Barry Bonds and Matt Williams won the National League home run crowns in 1993 and 1994, respectively. Bonds also served as the hitting instructor and first base coach for the Cleveland Indians from 1984-87.

The 56-year-old Riverside, CA native originally signed with the Giants as a free agent in 1964 and spent seven years (1968-74) of his 14-year Major League career with San Francisco. The three-time Gold Glove owns a .268 lifetime average with 332 home runs, 1,024 RBI and 461 stolen bases for the Giants, Yankees, Angels, White Sox, Rangers, Indians, Cardinals and Cubs. He also hit at least 30 home runs and stole 30 bases in a season five different times.

Bonds and his wife, Pat, live in San Carlos, CA. The couple has three sons, including five-time MVP Barry, Ricky and Bobby, Jr.

Coming Home

The Giants place a high priority on the continuity of their winning tradition, hiring 16 former players who now work for the organization, either in the front office or on the field.

Name	Years Played	Current Position
Felipe Alou	1958-63	Manager, San Francisco
Mateo Alou	1960-65	Special Assignment
Vida Blue	1978-81, '85-86	Community Representative
Bobby Bonds	1968-74	Special Assistant, Player Personnel
Orlando Cepeda	1958-66	Community Representative
Jim Davenport	1958-70	Roving Instructor / Special Assignment
Steve Decker	1990-92, 96	Hitting Coach, Fresno
Mark Gardner	1996-2001	Bullpen Coach, San Francisco
Jack Hiatt	1965-69	Director of Player Development
Kirt Manwaring	1987-96	Roving Instructor
Willie Mays	1951-52, '54-72	Special Assistant
Willie McCovey	1959-73, '77-80	Special Assistant
Dave Righetti	1991-93	Pitching Coach, San Francisco
F.P. Santangelo	1999	Hitting Coach, San Jose
Joe Strain	1979-80	Hitting Coach, Salem-Keizer
Trevor Wilson	1988-95	Pitching Coach, Salem-Keizer



Jim Davenport

SPECIAL ASSISTANT, PLAYER PERSONNEL

Jim Davenport, who was a member of the original 1958 San Francisco Giants, enters his 39th campaign with the organization, having played, coached and managed at both the major and minor league levels. He will serve as a roving instructor and a special assignment scout as directed by Brian Sabean.

The All-Star third baseman has held his current position five of the last six years, including the 1997, 1999, 2000, 2001 and 2002 campaigns. Davenport was asked to skipper triple-A Fresno in 1998 during the Grizzlies' inaugural campaign, piloting the squad to the Pacific Coast League Southern Division championship. He also served as the first base coach for San Francisco in 1996 after managing then triple-A Phoenix during the second half of the 1995 campaign.

The Siluria, AL native re-joined the Giants organization in 1993 and served as a coach for single-A San Jose until 1995. After serving as San Francisco's manager in 1985, he served as third base coach for Philadelphia in 1988 and Cleveland in 1989 before joining Detroit as an advanced scout from 1991-92. Davenport was also the Giants third base coach from 1976-82 and the club's advance scout in 1983-84.

Following a 13-year big league career all with the Giants, he remained with the organization and managed Phoenix from 1971-73 before serving as a coach for the Padres from 1974-75. Davenport, 69, posted a .258 lifetime batting average in 1,501 Major League contests. He earned All-Star status and a Gold Glove in 1962 and was voted by the fans as the third baseman on the Giants' 25th Anniversary Dream Team in 1982.

Davenport and his wife, Betty, reside in San Carlos, CA, and have five children, Randy, Cathy, Ken, Don and Gary.



Ted Uhlaender

SPECIAL ASSISTANT, PLAYER PERSONNEL

Ted Uhlaender, who started his baseball career in 1961, returned to the Giants organization in 2002 after a two-year hiatus as the first base coach for the Cleveland Indians. The former Major League outfielder returned to a role which he held with San Francisco from 1998-99 as a special assistant to Brian Sabean, scouting and advancing Major League teams as well as other special assignments in the minor leagues.

Prior to joining the Giants for the 1998 season, the McAllen, TX product worked for the Arizona Diamondbacks as they prepared for the November, 1997 expansion draft. Previously, Uhlaender worked in the New York Yankees organization from 1989-96, serving as a minor league coach at single-A affiliates Greensboro in 1990, Ft. Lauderdale in 1991 and at triple-A Columbus in 1992-93. He also worked as the Yankees' advance scout for Buck Showalter in 1994-95. Following his playing career, he served a two-year stint as a manager in the independent Texas-Louisiana League in 1974-75, before working in private business until joining the Yankees in 1989.

Uhlaender, 60, spent eight seasons in the big leagues as an outfielder, hitting .263 with 114 doubles, 21 triples, 36 home runs and 285 RBI over 898 career contests with Minnesota, Cleveland and Cincinnati from 1965-72. He was the Twins' starting center fielder from 1966-69 and led all Major League outfielders in 1967 with a .996 fielding percentage. The left-handed hitter also played center for the Indians in 1970 and '71 before playing for the NL Champion Reds in 1972.

He graduated from Baylor University with a degree in business administration and played four seasons as a walk-on for the Bears.

Uhlaender and his wife, Karen, reside in Parshall, CO with their children, Katie (17) and B.J. (16).



Bobby Evans

DIRECTOR OF MINOR LEAGUE ADMINISTRATION

Bobby Evans begins his tenth season in the Giants baseball operations department and sixth year as the team's director of minor league administration. He directs the day-to-day administrative operations of the minor league system and Spring Training, and oversees minor league player contracts while serving as administrator of waivers and player transactions.

Evans is a 1991 graduate of the University of North Carolina-Chapel Hill, where he was the recipient of the John Motley Morehead Scholarship Award. He first joined San Francisco in 1994 as administrative assistant, minor leagues. He was elevated to assistant director of player development the following year and served the Giants in that capacity until his promotion to director of minor league administration in 1998.

Previously, Evans served as an administrator in the Commissioner's Office in New York. During his three-year tenure there, he worked in baseball operations and minor league operations. Evans also interned with the Boston Red Sox in the player development and scouting departments during the summer of 1989.

Evans and his wife, Gwen, reside in San Francisco.



Matt Nerland

COORDINATOR OF SCOUTING

Matt Nerland, who has risen from an administrative assistant to the coordinator of scouting during his 14 years in Giants baseball operations, is the club's primary liaison between the front office and the scouting staff.

For the past ten years, he has organized the logistics of the amateur draft, and in his current role, also monitors incoming and outgoing reports regarding all aspects of scouting. The Modesto product also scouts amateur talent in

Northern California and is a special assignment scout at the major and minor league levels.

A 1990 graduate of San Francisco State University, the 35-year-old Nerland first worked for the Giants as a baseball operations intern in 1989-90. He was hired full-time as an administrative assistant in scouting in December 1991, and received subsequent promotions to assistant coordinator of scouting in 1995 and assistant director of player personnel in 1998. In 1999, he was elevated to the position of coordinator of scouting.

Nerland and his wife, Rebecca, reside in Clayton.



Rick Ragazzo

COORDINATOR OF INTERNATIONAL OPERATIONS

Rick Ragazzo enters his 13th year with the Giants organization and his seventh season as the club's coordinator of international operations.

Ragazzo, who served as an assistant coach at Fullerton College (1985-88) and Loyola Marymount University (1988-90), began his professional baseball career as an area scout for the Giants in July 1990. He scouted the Southern California and Hawaii territories for six years before being promoted to his

current position in 1997. He is now responsible for the club's activities outside the United States, particularly in Latin America and the Pacific Rim.

He holds a bachelor of science degree in physical sciences from California State University, Fullerton and also a master's degree in education administration from Azusa Pacific University.

Ragazzo and his wife, Eileen, have three sons—Austen, Ryan and Dominic—and they live in Leona Valley, CA.



Patrick J. Gallagher

PRESIDENT, GIANTS ENTERPRISES

Pat Gallagher has risen from director of marketing to president of Giants Enterprises during his 27-year tenure with the Giants organization.

A wholly-owned subsidiary of the San Francisco Giants, Giants Enterprises is a new business venture dedicated to developing opportunities for the organization beyond the operation of the Major League Baseball franchise. Gallagher oversees the day-to-day operations of the company, and develops non-baseball ventures to utilize the Giants' new home, Pacific Bell Park. This includes producing corporate and family entertainment events, and positioning the park as an extension to the existing convention, meeting and event space in San Francisco for activities such as special events and receptions. Giants Enterprises won an international award from *Special Events Magazine* for the "Best Event of the Year" in 2001.

Pacific Bell Park has become a popular venue for special events, hosting over 100 private corporate and convention events at the park each year. The park has become the new home for the brand new Diamond Walnut San Francisco Bowl, the annual East-West Shrine Game college all-star football classic and the World Supercross GP event. The Dave Matthews Band and Rolling Stones have each played two sold out shows, showcasing Pacific Bell Park as a premier outdoor performance venue as well. Giants Enterprises has also hosted Cirque du Soleil at the ballpark twice.

Previously, Gallagher served as the senior vice president for business operations, overseeing various aspects of the non-baseball business for the club, including advertising, promotions, public relations, sales and marketing, stadium operations and community relations. He was heavily involved in the building of Pacific Bell Park. Specifically, he oversaw the creation and implementation of the new ballpark's marketing plan, Charter Seat and corporate sponsorship programs, which have played vital roles in the financing of the spectacular waterfront facility. He also collaborated on the design of the new ballpark, while working to acquire Pacific Bell as the naming right partner for San Francisco's newest jewel. The Pacific Bell Park marketing video, which was produced by Gallagher, won the "Pioneer Award" from the Direct Marketing Creative Craft Guild.

Gallagher also led the effort to secure major corporate partnerships necessary for the facility's financing, resulting in innovative multi-tiered relationships with Coca-Cola, Chevron, Old Navy, CHW Bay Area, Tickets.com, Nortel and others.

Formerly an executive for the Marine World/Africa USA and Sea World theme parks, Gallagher joined the Giants in 1976 as director of marketing. He was promoted to director of marketing and business affairs in 1979, then became vice president of business operations in 1981. He was elevated to senior vice president in 1987.

Under Gallagher's direction, Giants' marketing campaigns won numerous awards, including several for Major League Baseball Marketing Excellence, San Francisco Advertising Club's "Best of the West" honors, and two national awards: a "Clio" and an "Effie" for effective advertising.

He is a past president for the Big Brothers/Big Sisters of the Peninsula. In addition, Gallagher was a founding member of the California AIDS Education and Support Foundation in 1989, contributing to the In Concert Against AIDS campaign, which generated more than \$500,000 for local programs, as well as the team's ground-breaking Until There's A Cure Day in 1994. Gallagher continues to serve as an advisory board member for the Bay Area Sports Hall of Fame and is a board member of the San Francisco Convention and Visitors Bureau and the Northern California Special Olympics.

Pat and his wife, Joan, have a son, Murphy, and a daughter, Katie. The Gallaghers make their home in Palo Alto.



Mario Alioto

SENIOR VICE PRESIDENT, CORPORATE MARKETING

The 2003 season will be Mario Alioto's 21st as a front office employee of the San Francisco Giants.

As senior vice president, corporate marketing, Alioto is responsible for all corporate sponsorship sales programs at Pacific Bell Park, including signage, promotions, *Giants* magazine, *Giants Yearbook*, and *Giants Spanish* radio broadcasts. He also manages the day-to-day broadcasting relationship with KNBR, KTVU and FOX Sports Net, and is the Giants liaison with Major League Baseball on all national and local licensing issues and oversees the operation of the Coca-Cola Fan Lot.

During the first three seasons at Pacific Bell Park, Alioto has been responsible for overseeing a record breaking sales effort that has brought the Giants the highest amount of sponsorship revenue in all of Major League Baseball.

Alioto served as vice president, sales & marketing during the final years at Candlestick Park. Under his watch, the Giants reached an all-time season attendance record for the 'Stick in 1993 and an all-time season ticket high in 1994. He was responsible for developing the Giants Mascot, Lou Seal and some of the later advertising campaigns such as "Anything Can Happen" in 1997, and "The Going Away Party" in 1999. He also oversaw a promotional lineup that final year which included the first ever Bobblehead Day which has led to the current bobblehead craze around the country. Alioto also played an integral role in developing the Charter Seat program and the Winner's Circle sponsorship program as the Giants prepared to build Pacific Bell Park.

Alioto lived out every youngster's dream by starting with the organization as a batboy in 1973 and later served as the visiting clubhouse manager prior to moving to the front office in 1983.

He currently serves on the boards of Ronald McDonald House Charities of the Bay Area, the Until There's A Cure Foundation and the Giants Community Fund. He also is a member of the Marketing and Public Relations Regents Committee at St. Mary's College in Moraga, CA where he graduated in 1982.

Alioto resides in Alamo with his wife Kelly and their four children, Tony, Dominic, Marco and Giuliana.



Jorge Costa

SENIOR VICE PRESIDENT, BALLPARK OPERATIONS

Jorge Costa, one of America's premier sports venue operators, enters his 15th year with the Giants, supervising ballpark operations, security, maintenance and construction projects at Pacific Bell Park. In addition, he is the team liaison with the Giants concessionaire, Volume Services, and the Port of San Francisco, and played an important role in the planning of the new ballpark.

Costa oversees all full-time operations staff and event personnel, which includes security, groundskeepers, parking, janitorial and maintenance. He is the Giants' liaison with the San Francisco Police Department, California Highway Patrol and other law enforcement agencies.

Under Costa's direction, the Giants became the first professional sports team to create a Traffic Safety Day in 1990. Since that time, the Giants have combined with the San Francisco Police, CHP and more than 100 other law enforcement agencies in the state to provide Giants fans with lifesaving information on traffic safety. For his efforts, Costa was presented a Public Service Award by the National Highway Traffic Safety Administration (NHTSA) in October, 2000.

Costa has also been instrumental in increasing fan safety and responsible alcohol management at Giants' home games through the Techniques for Effective Alcohol Management (T.E.A.M.) program—now a model program for other Major League teams and the nation.

Other awards and honors received by Costa include: Nationwide Insurance's "On Your Side" Highway Safety Award, the Academy of Pediatrics Award for Injury Prevention, NHTSA's Award for starting the T.E.A.M. program at Candlestick Park, and three CHP honors for alcohol management and community outreach programs.

Prior to his tenure with the Giants, Costa served as MLB Commissioner Peter Ueberroth's West Coast liaison for stadium operations and security, and was chief of operations at the Oakland Coliseum for eight years. He also worked on the Major League Baseball vs. Japan all-star game in Barcelona, Spain prior to the 1992 Olympics, and served as a security and operations consultant for the World Cup at Stanford Stadium in 1994. In 1996, he also represented MLB security for the historic first-ever Major League regular season games played in Mexico, when the New York Mets played the San Diego Padres in a three-game series at Monterrey.

Costa and his wife, Donna, live in Belmont with their son, Zachary.



Jack F. Bair

SENIOR VICE PRESIDENT AND GENERAL COUNSEL

Jack Bair has served as a trusted counselor and key strategist to the San Francisco Giants baseball team since January of 1993. Entering his eleventh season, Bair is considered to be one of Major League Baseball's brightest young executives.

With his working knowledge of each department within the organization, Bair is specifically responsible for all of the team's legal matters and administering its numerous contractual rights and obligations. He is also responsible for managing the team's many and complex relations with the City & County of San Francisco and other governmental entities. Bair has also distinguished himself throughout his tenure by handling several important matters, such as supervising Spring Training, negotiating collective bargaining agreements with unionized employee groups, participating in the administration of the team's Latin American operations and coordinating the development of China Basin Park and its historical elements at McCovey Point.

The San Mateo native played a leading role in the Giants' successful effort to develop a new ballpark in downtown San Francisco. Bair coordinated the effort to select the site for the new ballpark and worked extensively on the design of the ballpark with the project architect.

Bair directed the successful 1996 ballpark campaign for the Giants. He wrote and produced the award-winning campaign video and served as the principal spokesperson for the campaign, addressing hundreds of neighborhood, business and political organizations throughout the City. Bair also coordinated the successful effort to gain all of the local, regional, state and federal governmental approvals necessary for the project to meet its timetable for Opening Day in April of 2000.

His creative suggestions have led to several of the ballpark's unique features, such as the public promenade behind the right field fence, the perched arcade seating area in right field and the Ferry Terminal at Seals Plaza. His father's old-time glove served as the model for the world's largest baseball glove in the Coca-Cola Fan Lot.

Prior to joining the Giants, Bair worked as a Deputy City Attorney for the City & County of San Francisco. Bair was the attorney assigned to direct the legal effort to save the Giants in 1992 from being sold and relocated to Florida. Before working at the City Attorney's Office, he practiced law at the San Francisco law firm of Farella, Braun & Martel. Bair also serves as an officer of the Giants Community Fund, the San Francisco Bowl Game Association and the San Francisco Neighborhood Theater Foundation and serves on the Board of Directors of the Telegraph Hill Neighborhood Center, Legal Services for Children and the San Francisco Bay Area Sports Organizing Committee.

Bair, who lives in San Francisco, is a graduate of the University of California, Davis and Yale Law School.



Tom McDonald

SENIOR VICE PRESIDENT, CONSUMER MARKETING

Tom McDonald, a highly successful sales and marketing executive with 15 years experience in professional sports, enters his seventh year with the Giants organization and fourth season as senior vice president, consumer marketing.

McDonald, who oversaw the team's charter seat marketing program for Pacific Bell Park, manages the Giants' ticket sales and operations, including ticket services, premium seat services, ballpark entertainment and consumer client relations.

As vice president of marketing for the China Basin Ballpark Company from 1997-99, he spearheaded the most successful charter seat campaign in baseball history, selling 15,000 premium seats at Pacific Bell Park. Overall, McDonald and the team's sales force sold a franchise-record 29,500 season tickets—charter and non-charter locations—for the 2000 season.

Previously, McDonald held the position of vice president of sales and client services for the NBA's Portland Trail Blazers and the Oregon Arena Corporation from 1994-96. During his tenure in Portland, the Trail Blazers ranked among the NBA's top five teams in sponsorship revenue, despite being in the league's fourth smallest market. His sales efforts for the Oregon Arena Corporation led to the 1995 completion of the \$262 million Rose Quarter development, which features the 21,400-seat Rose Garden.

A 1982 graduate of the University of Oregon, McDonald began his career in television sales. From 1982-85, he served as an account executive at KMTR-TV in Eugene, OR. He later spent four years (1985-88) working as an account executive at KATU-TV in Portland. He joined the Trail Blazers and the Oregon Arena Corporation in 1988, first serving as broadcast sales manager, then receiving promotions to arena sales director in 1991 and vice president of sales and client services in 1994.

McDonald and his wife, Carla, reside in Mill Valley with their two children, Jackson and Marisa.



John F. Yee

SENIOR VICE PRESIDENT AND CHIEF FINANCIAL OFFICER

John Yee enters his 12th year with the Giants with primary responsibility for its financial affairs. Other responsibilities for Yee include retail operations, information systems, human resources, accounting and business administration.

Yee has been a vital member of the Giants' management team for Pacific Bell Park, beginning with his role in the successful "Proposition B" 1996 election measure. Serving as the point person in structuring the private financing for the new ballpark, he continues to be involved with lender relations and ongoing financing needs for the company. He also served as the point person in management of the ballpark construction project for the team and assuring an "on time, on budget" delivery of Pacific Bell Park.

The 51-year-old Yee has been involved in various civic duties including the board of directors of the San Francisco Convention and Visitors Bureau, chair of the American Heart Association Heart Walk in San Francisco, restaurant selection committee for the San Francisco International Airport Terminal and numerous other activities.

Yee, a native of San Francisco, resides in Novato with his wife, Catherine.



Nancy Donati

VICE PRESIDENT, PUBLICATIONS

Nancy Donati joined the Giants in 1991 and served as director of publications from 1996-99. Promoted to vice president in 2000, she oversees the publications, photography and archives departments.

During her tenure with the Giants, Donati has overseen the graphic design programs for such challenging projects as the ballpark campaign, Charter Seat sales program, Pacific Bell Park's groundbreaking and Opening Day events, as well as managing the design of all Giants' collateral printing and photography needs each season—including *Giants* magazine.

She also develops and manages the art program for Pacific Bell Park and provides design expertise for the visual presentation of the ballpark, including graphics, signage and interior design.

Prior to joining the Giants, she owned her own business, Donati/Design, and worked as a graphic designer for Bank of America. Donati received her B.A. degree in fine arts from San Francisco State University. She lives in San Francisco with her husband, David.



Connie Kullberg

VICE PRESIDENT AND GENERAL MANAGER, RETAIL

Connie Kullberg, who offers more than 25 years of experience in the clothing and merchandise business, enters her tenth year overseeing the Giants' retail operation. Her responsibilities include all retail aspects of the Giants Dugout Stores, Spring Training, mail order and other outside venues. Kullberg is also involved with real estate negotiations, transactions and construction.

In 1995, Kullberg founded and developed the Giants' website, "The Virtual Dugout." In 1999, she also established the tours program for Pacific Bell Park.

Prior to her association with the Giants, Kullberg served five-year stints as vice president, merchandise manager for DFS Merchandising (1990-94), as divisional merchandise manager for Gump's (1986-90), and as a Gucci buyer for Joseph Magnin (1982-86).

Kullberg, a graduate of the University of California, Berkeley, lives in San Francisco with her husband, Rob.



Rick Mears

VICE PRESIDENT, GUEST SERVICES

Rick Mears enters his 21st year in the guest service business and his fourth season with the San Francisco Giants.

As vice president, guest services, Mears is responsible for all ushers, ticket takers, and luxury and club suite staff on game days at Pacific Bell Park.

Prior to joining the Giants, Mears served three years as director of guest services for the San Jose Arena. He was charged with the task of bringing the Arena's guest service staff (Staff Pro) into self-operation. During his tenure there, the San Jose Arena's guest services staff gained a reputation as one of the nation's finest.

Other positions that Mears has held include director of guest services for the two field hockey stadiums for the 1996 Atlanta Summer Olympic Games and general manager of the UC Davis Recreation Hall. Mears started his career as a graduate student at Brigham Young University, where he served as an usher on campus at the Marriott Center and Cougar Stadium in 1981.

Mears and his wife, Carlene, reside in Suisun City. They have five children—Jennifer, Brandon, Christopher, Spencer and Porter.



Elizabeth R. Murphy

VICE PRESIDENT & DEPUTY GENERAL COUNSEL

Elizabeth Murphy joined the Giants in 1999 as the second in-house lawyer. She is responsible for most of the Giants' and its related entities' business and sponsorship contracts, trademark matters and real estate agreements. Murphy also handles the legal matters pertaining to the club's financial obligations and loan matters and oversees the legal management of all luxury suite and charter seat licenses. She was promoted to vice president and deputy general counsel in 2002.

Before joining the Giants internally, Murphy served as outside counsel to the Giants for over seven years while working in the real estate practice group at Pillsbury Winthrop LLP (formerly Pillsbury Madison & Sutro).

A graduate of University of California, Berkeley and the University of San Francisco School of Law, she currently serves as a volunteer judge on the Donald P. McCullum Youth Court. Murphy resides in the Oakland Hills with her husband, Bill, and their two young children, Madeleine and Tommy.

Packing the Turnstiles

Since Pacific Bell Park opened for the 2000 season, the San Francisco Giants have led the National League in home attendance with 9,845,777 fans going through the turnstiles.

Team	2000	2001	2002	Total
San Francisco	3,315,330	3,277,244	3,253,203	9,845,777
St. Louis	3,336,493	3,113,091	3,011,216	9,460,800
Colorado	3,285,710	3,140,416	2,737,838	9,163,964
Los Angeles	3,010,819	3,017,502	3,131,255	9,159,576
Arizona	2,942,516	2,744,433	3,198,985	8,885,934
Houston	3,056,139	2,904,280	2,517,357	8,477,776
New York	2,800,221	2,658,279	2,804,838	8,263,338
Chicago	2,789,511	2,779,454	2,693,096	8,262,061
Atlanta	3,234,301	2,283,494	2,603,484	8,121,279
San Diego	2,423,149	2,378,116	2,220,601	7,021,866
Milwaukee	1,573,621	2,811,041	1,969,153	6,353,815
Cincinnati	2,577,351	1,879,872	1,855,787	6,313,010
Pittsburgh	1,748,908	2,436,290	1,784,670	5,969,868
Philadelphia	1,612,769	1,782,054	1,618,230	5,013,053
Florida	1,218,326	1,261,220	813,118	3,292,664
Montreal	926,263	619,451	812,545	2,358,259



Lisa Pantages

VICE PRESIDENT, FINANCE

Lisa Pantages, who joined the team in January 2003, oversees the daily financial operations of the club and its affiliates, including all general accounting activities, financial reporting, budgets and payroll.

While a new member of the Giants organization, the fifth generation San Franciscan has a working knowledge of the club after serving as a member of Deloitte & Touche's auditing team that has reviewed the team's finances since 1993. Pantages also served as a volunteer on the Giants' "Yes on Proposition B" campaign to build Pacific Bell Park, reporting campaign finances.

Pantages comes to the Giants from Deloitte & Touche's San Francisco office, where she served as a senior audit manager. While there, she served such clients as the Giants, San Francisco 49ers and the Major League Baseball authentication program. The avid Giants fan is a member of the American Institute of Certified Public Accountants and American Women's Society of Certified Public Accountants, which she has served as a board member and past president for four years.

The San Francisco resident earned both a bachelor degree in business administration/accounting and a MBA in finance from San Francisco State University.



Jason Pearl

VICE PRESIDENT, CORPORATE SPONSORSHIP

Jason Pearl begins his 11th season with the Giants and his third as the team's vice president, corporate sponsorship.

Pearl, who originally joined the franchise as an account representative in ticket sales in 1993, was promoted to his current position in January 2001. Previously, he served as director, corporate sponsorship from 1997-2000, corporate sponsorship manager from 1995-97, and corporate sponsorship coordinator from 1993-95.

In his role, Pearl has been responsible for the sales and execution of all Giants sponsor programs. He assisted in the development and negotiation of the naming rights for Pacific Bell Park and in the creation of the Winner's Circle group of founding corporate partners for the ballpark. In addition, Pearl has overseen the business relationships for the Giants internet site and worked closely with the Giants information services team to create technology alliances for the ballpark. Pearl was also instrumental in the design and development of the signage program for Pacific Bell Park.

Prior to his tenure with the Giants, Pearl worked for Attorney Placement Consultants in San Francisco, organizing sports events aimed at the Bay Area's legal community.

A 1991 graduate of Cornell University and a San Rafael, CA native, he currently lives in San Francisco with his wife, Nikki, and daughter, Ella.



Bill Schlough

VICE PRESIDENT AND CHIEF INFORMATION OFFICER

As chief information officer, Bill Schlough is responsible for setting the technological direction for the Giants. He joined the team in 1999, initially overseeing the "on-time, on-budget" construction of Pacific Bell Park's information technology infrastructure. Under his guidance, the Giants have established themselves as an industry leader in creatively leveraging technology to enhance the fan experience. He directs a team of dedicated professionals that

provide day-to-day technical support while working with internal clients to develop, implement and support innovative IT solutions that enable the attainment of the Giants' strategic objectives.

Schlough is a proven leader with diverse experiences in technology spanning various industries. Before joining the Giants, he worked as a management consultant with Booz-Allen & Hamilton's Information Technology Group and spent four years as a technology consultant for Electronic Data Systems, supporting a wide collection of clients including AMD, Northrop Grumman and General Motors.

Schlough's first experience in sports came at the World Cup in 1994, where he served as venue technology manager, overseeing technology operations at Stanford Stadium. He also developed a start-up technology plan for Major League Soccer's San Jose Clash (now known as the Earthquakes) prior to their inaugural season. His Olympic experience began in Atlanta in 1996, where Schlough worked as a consultant to the technology manager at the baseball venue, Fulton County Stadium.

More recently, he served as the technical services supervisor at the Main Media Center during the Salt Lake Winter Olympics in 2002. Additionally, he played an active role in San Francisco's bid for the 2012 Olympic Games, leading the Bay Area Sports Organizing Committee's Technology Theme Team.

A graduate of Duke University with a degree in Mechanical Engineering, Schlough attained an MBA with top honors from the Wharton School, majoring in Strategic Management, Management Information Systems, and Information Strategy, Systems and Economics (ISSE).

Schlough and his wife, Erin, reside in Menlo Park.



Staci A. Slaughter

VICE PRESIDENT, COMMUNICATIONS

Staci Slaughter was named vice president, public affairs in 1999, making her the first female vice president in the history of the organization.

Slaughter, who joined the Giants in 1996, oversees media relations, public affairs, marketing communications programs and community outreach activities on behalf of the organization. This includes managing the public relations efforts surrounding the development of Pacific Bell Park. She also

oversaw the opening celebration of the new ballpark.

Prior to joining the Giants, Slaughter was press secretary to former San Francisco Mayor Frank Jordan, where she served as his primary spokesperson, media liaison and speechwriter. She has also worked for Los Angeles Mayor Richard Riordan and former State Senate Pro Tem David Roberti. From 1989-92, she worked as an account executive for the public relations firm The PBN Company.

Slaughter graduated from the University of California at Berkeley in 1989. She lives in San Francisco with her husband, James, and their sons, Jacob and Benjamin.



Russ Stanley

VICE PRESIDENT, TICKET SERVICES AND CLIENT RELATIONS

Russ Stanley, who enters his 14th year with the San Francisco Giants, serves as the team's vice president of ticket services and client relations.

He is responsible for the ticketing of all events at Pacific Bell Park and the team's Spring Training facility, Scottsdale Stadium.

Stanley has implemented many progressive ideas and new programs at Pacific Bell Park, particularly focused on improving relationships with season ticketholders. His mantra to his staff is for the Giants to become the Nordstrom's of the entertainment business. Stanley has spearheaded many of the programs fans use daily throughout the year. The "Double Play Ticket Window" is a program he and his staff developed to enhance the value of season tickets and to ease the ticket holder's challenge of trying to attend 81 games. It also helps provide access to prime seats the public might normally not be able to purchase.

First joining the team as a telemarketer, Stanley received promotions to customer service coordinator in 1991, director of ticket services in 1993 and vice president, ticket services in 1997.

Stanley joined the Giants in 1989 from Marine World Africa USA, where he spent eight years as waterslide manager and operations manager. The 37-year-old Pacifica native is a graduate of San Francisco State University. He and his wife have two daughters and they reside in Burlingame.



Joyce Thomas

VICE PRESIDENT, HUMAN RESOURCES

Joyce Thomas, who enters her ninth year with the Giants, was named vice president, human resources before the 2002 season. She is responsible for all HR related functions for the organization. The 18-year human resources specialist has implemented many progressive ideas and new programs for front office employees, especially work/life issues.

A Connecticut native with degrees from Manchester College and the University of Connecticut, she worked for the Connecticut Mutual Life Insurance Company as a management consultant for 10 years. While there, she received an award from The Saratoga Institute for creating an in-house temporary service agency and was instrumental in the Malcolm Baldrige Award application process.

Prior to joining the Giants in 1995, Thomas worked for The Children's Discovery Museum in San Jose, where she helped to implement a formalized management selection process and compensation

system. The fourth female vice president in club history is a certified employee benefits specialist and a member of The Northern California Human Resource Association, The Society for Human Resource Management and World at Work (formerly the American Compensation Association).

Thomas resides in El Granada with her husband Bob and has two sons, Paul and Chris.



Willie Mays

SPECIAL ASSISTANT

Regarded by many as the best all-around player in baseball history, Willie Mays returned to San Francisco in 1986 and now enters his 16th season in the Giants' front office. In 1993, in one of his first public statements after assuming ownership of the team, Giants President and Managing General Partner Peter Magowan announced that the franchise was signing Mays to a lifetime contract.

The Giants president also announced in 1997 that the front entrance of the new Pacific Bell Park would feature a world-class statue of Mays and the official address of the park would be 24 Willie Mays Plaza. In his current front-office capacity, the 71-year-old Mays keeps an active schedule throughout the year as a Giant emissary. He visits the Giants' minor league teams, as well as Spring Training camp. The Westfield, AL native also makes appearances on behalf of the club at a variety of civic and charitable events throughout the Bay Area, including Giants Community Fund activities, the San Francisco Food Bank and the Whitney Young Child Development Center in Hunter's Point. For several years, he has also made generous contributions to needy children throughout the country through his own Say Hey Foundation charity.

As a player, Willie enjoyed an extraordinary 22-year Major League career, which included 24 All-Star Game appearances and 12 Gold Glove awards. He was elected to the Baseball Hall of Fame in 1979, his first year of eligibility (the ninth player to make it on his first try). Mays' uniform number has been retired by the Giants, as he remains the franchise leader in games played (2,857), at-bats (10,477), runs (2,011), hits (3,187), doubles (504), home runs (646), total bases (5,907) and extra base hits (1,289). He was voted an All-Star 20 times, was a .302 lifetime hitter, and his 660 career home runs still rank third all-time behind Hank Aaron (755) and Babe Ruth (715).

As the 20th Century ended in 1999, Mays received numerous honors as one of the premier athletes of the past 100 years. *The Sporting News* ranked him second only to Babe Ruth among the 100 greatest baseball players of the century. ESPN picked him No. 8 in their ranking of the top 50 athletes of the century.

Mays also serves as a public relations executive for Bally's Resorts. He and his wife, Mae, make their home in Atherton.



Willie McCovey

SENIOR ADVISOR

Willie McCovey, whose Hall of Fame playing career with the San Francisco Giants spanned four decades, enters his fourth season as senior advisor to the team.

McCovey, who had hit more home runs (521) than any other left-handed hitter in National League history before Barry Bonds passed him in 2001, began his first formal association with the Giants' current ownership group in 2000. He had previously made special public appearances on an ad hoc basis for the present and previous administrations over the past several years, but had not held a formal front office position with the team since 1986.

In honor of the Hall of Fame great, the portion of San Francisco Bay behind right field at Pacific Bell Park has been named "McCovey Cove." In early 2003, the Giants will unveil a statue of McCovey at China Basin Park, which will be located across from Pac Bell Park on the southern shoreline of McCovey Cove.

In his current position, McCovey offers his expertise to Giants players when possible, appearing at Spring Training and during the regular season. He also makes occasional speaking appearances, and performs other valuable functions for the team.

One of the most respected and feared hitters in baseball during his 22-year career in the Major Leagues, McCovey was a six-time All-Star, ranks second to Lou Gehrig in career grand slams (18) and hit the most homers (231) ever at Candlestick Park. "Stretch" also established a Major League record for most seasons played (22) as a first baseman. In addition, he became the fifth player in MLB history to earn back-to-back home run and RBI titles, hitting 36 homers and driving in 105 runs in 1968 and then capturing NL Most Valuable Player honors with 45 home runs and 126 RBI in 1969.

McCovey, 65, has made an on-field appearance at the close of every season—with the exception

of a few recent years due to his knee ailments—to present the Willie Mac Award. The only Giants award ever named after a former player, the Willie Mac Award was established in 1980 and is given to the Giants player who best exemplifies the spirit and leadership consistently shown by McCovey throughout his career.



Orlando Cepeda

COMMUNITY REPRESENTATIVE

Orlando Cepeda, who was inducted into the Baseball Hall of Fame in 1999, is recognized nationally for his humanitarian efforts as an ambassador for baseball and the San Francisco Giants. He begins his 14th season as a community representative for the team and is a member of the Giants Community Fund Advisory Board.

In his current role, the "Baby Bull" visits inner-city schools in the Bay Area and throughout the United States, speaking to "at-risk" children about the dangers of drugs and alcohol. The 65-year-old Ponce, P.R. native also serves as the honorary spokesman for the Crohn's & Colitis Foundation of America.

A lifetime .297 hitter with 379 home runs and 1,364 RBI during his 17-year playing career with the Giants, Cardinals, Braves, A's, Red Sox and Royals, Cepeda hit a home run against the Dodgers in his very first Major League game April 15, 1958. He went on to win 1958 Rookie of the Year honors, the 1966 Comeback Player of the Year award, the 1967 NL Most Valuable Player trophy and 1973 Designated Hitter of the Year laurels. He appeared in three World Series, was a six-time All-Star and hit over .300 nine times in his career.

On July 25, 1999, Cepeda was inducted into the Baseball Hall of Fame during ceremonies in Cooperstown, NY. He became only the second Puerto Rico native to enter the Hall, joining the late Roberto Clemente. Two weeks earlier on July 11, 1999, Cepeda had his uniform No. 30 retired by the Giants during ceremonies at Candlestick Park. As the ninth player in the Giants' 120-year history to have his jersey number retired, he joined Willie Mays, Willie McCovey and Juan Marichal as the only four San Francisco players to receive such an honor.

In 1993, the Baby Bull was also inducted into the Puerto Rico Sports Hall of Fame, while in 1999, he was elected to the Missouri Sports Hall of Fame for his great years with the St. Louis Cardinals which followed his tenure with the Giants.

Orlando and his wife, Miriam, reside in Fairfield. They have four sons—Orlando, Jr., Hector, Malcolm and Ali Manuel.



Vida Blue

COMMUNITY REPRESENTATIVE

One of the most popular athletes in Bay Area sports history, Vida Blue enters his 13th year as a community representative for the Giants.

Blue, who enjoyed an illustrious 17-year Major League career which included stints with the A's (1969-77) and Giants (1978-81, 1985-86), plays a major role in San Francisco's community outreach program. The 53-year-old Mansfield, LA native makes numerous speaking appearances on behalf of the team, and is involved in a variety of other charitable events, clinics, media appearances, field dedications, golf outings and community caravans. Blue is commissioner of the "Junior Giants" youth baseball program, which serves youngsters aged 8-17 throughout the Bay Area. The program is owned by the Giants Community Fund.


Originally a second-round draft choice by the Kansas City A's in 1967, Blue proved to be one of the game's most dominant pitchers of his era. He reached the coveted 20-win plateau three times during his career, and was the author of one no-hitter (vs. Minnesota, Sept. 21, 1970), five one-hitters, four two-hitters, seven three-hitters and 27 four-hitters during his tenure. In 1971, he posted a 24-8 record and league-best 1.82 ERA with eight shutouts for Oakland, earning both the American League MVP and Cy Young awards. He finished his Major League career with a record of 209-161, 3.26 ERA, 143 complete games and 37 shutouts. He was inducted into the Bay Area Sports Hall of Fame in 1996.

During the Giants' farewell season to Candlestick Park, Blue was also named to the 1980's All-Decade Team, as voted by members of the Bay Area sports media.

Blue resides in Tracy, CA.

2003 GIANTS


All-Star **BENITO SANTIAGO** earned 2002 NLCS MVP honors after hitting perhaps the most important home run in San Francisco history, his 8th-inning, game-winning clout in Game 4 vs. St. Louis.



MANAGER AND COACHES

Felipe Alou

MANAGER



Birthdate: May 12, 1935

2003 Opening Day Age: 67

Birthplace: Haina, Dominican Republic

Resides: Lake Worth, Florida

Batted: Right **Threw:** Right **Height:** 6-1 **Weight:** 195

Giants Manager Since: November 13, 2002

Contract Status: Signed through 2005 (signed 3-year deal prior to 2003 season)

MANAGERIAL/COACHING CAREER...former Giants outfielder and 1994 National League Manager of Year was named 37th manager in club history and 15th in San Francisco annals Nov. 13, 2002...is winningest Latin manager in Major League history and ranks 2nd among all foreign-born skippers for victories after compiling 691-717-1 (.491) mark over 1,409 games from 1992-2001 at helm of Montreal Expos...only manager born off American soil to win more games is England's Harry Wright (1,225)...entering 2003, ranks 10th among active ML managers for wins...becomes just 3rd Giants manager to be born outside of United States, joining Jack Doyle (Ireland) in 1895 and Arthur Irwin (Canada) in 1896...is 17th Giants skipper to have played for franchise, debuting with initial San Francisco club in 1958 and remaining with team through 1963...became 1st Dominican-born manager in ML history when he assumed control of Expos May 22, 1992...was 4th Latin American head man born in Caribbean Islands, joining Mike Gonzalez, Preston Gomez and Cookie Rojas...Luis Pujols and Tony Perez later became 5th and 6th, respectively...at age 67, becomes oldest manager currently in majors...is oldest to be hired since 1961 when expansion New York Mets hired 71-year-old Casey Stengel...was named Associated Press' Manager of Year in 1994 after leading Expos to best record in majors (74-40) during strike-shortened campaign...also earned BBWAA NL Manager of Year accolades that season in near-unanimous result, capturing 27 of 28 1st-place votes, while taking home *The Sporting News* Manager of Year honors...has also finished among top 3 in voting for BBWAA NL award on 3 other occasions...is most decorated skipper in Expos history, holding Montreal records for wins, seasons (10) and games by manager...became 1 of just 6 people in ML history to manage his son in big league game, managing Moises with Expos from 1992-96...other manager-player, father-son combos were Connie and Earle Mack, Yogi and Dale Berra, Cal Ripken, Sr. and sons Cal, Jr. and Billy, Hal and Brian McRae, and Bob and Aaron Boone...brings 26 years of coaching experience to San Francisco, 14 campaigns in majors...in addition to 10 seasons managing in Montreal, has also been coach at big league level for Expos (1979-80, 1984) and Detroit (2002)...spent 12 years as minor league manager in Montreal's farm system, accumulating 884-761 ledger (.537)...managed in Winter Leagues for 12 seasons, winning Caribbean World Series in 1990 with Escogido of Dominican League...only 2 other managers in

Foreign Born Managers

Name	Games	W	L	T	Pct.	Country
Harry Wright	2,145	1,225	885	35	.579	England
Felipe Alou	1,409	691	717	1	.491	Dom. Rep.
Patsy Donovan	1,597	684	879	34	.439	Ireland
Bruce Bochy	1,278	630	648	0	.493	France
Preston Gomez	875	346	539	0	.395	Cuba

Giants history have brought more than 10 years big league managing experience to job, Cap Anson (21 seasons) in 1898 and Hughie Jennings (14 seasons) in 1924...**2002**...spent nearly all of season as Detroit Tigers bench coach, assuming role April 11 after Luis Pujols took over managerial reigns April 9...**2001**...was dismissed as Montreal manager May 31 with Expos holding 21-32 record...left Montreal as franchise's all-time managerial leader in wins (691), seasons (10) and games (1,408)...**2000**...guided Expos club that was battered by unprecedented number of injuries throughout season...was forced to maneuver 49 different players, including 26 pitchers — both club records...was especially hampered by injuries to pitchers, as six starters and six relievers spent time on Disabled List...**1999**...eclipsed pair of Montreal franchise records while also notching 600th career win...surpassed Gene Mauch (1969-75) for longest

tenure as Expos manager May 22 with 12-4 win over Milwaukee...surpassed Mauch (1,126) for most games managed by Expos skipper July 25, 7-2 loss against Pittsburgh...recorded 600th career victory Sept. 27 with come-from-behind, 8-4 win over Florida at Olympic Stadium, as Expos scored 6 runs in 8th...**1998**...became Expos' all-time winningest manager Aug. 19 at Arizona when he collected 521st victory, 8-2 triumph over Diamondbacks to surpass Buck Rodgers (520-499)...needed just 943 games to reach plateau, while it took Rodgers 970 contests...collected 500th win June 21 against Atlanta to pass Gene Mauch (499-627) for 2nd place in franchise annals...managed 1,000th career game Aug. 23 against Cincinnati...**1997**...won 400th game as ML manager April 22, posting 5-1 triumph over Cubs...**1996**...led Montreal to 88-74 record, 4th-best mark in NL...finished runner-up in voting for BBWAA NL Manager of Year, just 2 points behind winning San Diego skipper Bruce Bochy...also finished 5th in voting for AP Manager of Year, behind title recipient Tony La Russa of St. Louis...became winningest Latin manager in ML history with June 23 victory over St. Louis, surpassing Preston Gomez (346-529)...surpassed Dick Williams (380-447) to become 3rd-winningest manager in Expos history with Sept. 5 triumph at Florida...**1995**...as 1994 Manager of Year, directed NL squad to 3-2 victory over AL at All-Star Game in Arlington, TX...collected 250th career victory May 16 at Cincinnati...won 300th game Sept. 19, defeating Reds by 4-1 tally...was selected by Major League Baseball to overlook series of baseball clinics in his home country of Dominican Republic at conclusion of season...**1994**...was named *Associated Press* ML Manager of Year ahead of Yankees' Buck Showalter and NL Manager of Year by BBWAA in near-unanimous fashion, collecting 27 of 28 1st place votes...also earned NL Manager of Year honors from *The Sporting News*...accolades came on heels of season in which he led Expos to best record in all of baseball (74-40) at time of season-ending strike...became fastest skipper in Montreal history to reach 200 wins with victory over Mets June 10 at Shea Stadium, doing so in 346 games...**1993**...in 1st full season as ML manager, finished 3rd in BBWAA NL Manager of Year voting, behind San Francisco's Dusty

Most Wins By Active Managers

1.	Tony LaRussa	STL	1,924
2.	Bobby Cox	ATL	1,805
3.	Joe Torre	NYN	1,579
4.	Lou Piniella	TB	1,319
5.	Art Howe	NY	992
6.	Mike Hargrove	BAL	925
7.	Dusty Baker	CHI	840
8.	Jimmy Williams	HOU	779
9.	Frank Robinson	MON	763
10.	Felipe Alou	SF	691
11.	Bruce Bochy	SD	630
12.	Jeff Torborg	FLA	618
13.	Buck Showalter	TEX	563
14.	Jerry Manuel	CWS	414
15.	Bob Boone	CIN	325

Oldest Managers at Beginning of Tenure

Manager	Team	Age
Casey Stengel	1962 New York Mets	71 years, 255 days
Felipe Alou	2003 San Francisco Giants	67 years, 323 days*
Red Schoendienst	1990 St. Louis Cardinals	67 years, 155 days
Paul Richards	1976 Chicago Cubs	67 years, 140 days
Leo Durocher	1972 Houston Astros	67 years, 32 days

*-age on March 31, 2003

Years Managed by Active Managers

1.	Tony LaRussa	STL	26
2.	Bobby Cox	ATL	22
	Joe Torre	NYN	22
4.	Lou Piniella	TB	15
5.	Frank Robinson	MON	13
6.	Art Howe	NY	12
	Mike Hargrove	BAL	12
8.	Felipe Alou	SF	10
	Dusty Baker	CHI	10
	Jimmy Williams	HOU	10
	Jeff Torborg	FLA	10
12.	Bruce Bochy	SD	8
13.	Buck Showalter	TEX	7
14.	Jerry Manuel	CWS	5
15.	Bob Boone	CIN	5

Baker and Philadelphia's Jim Fregosi, while tying Atlanta's Bobby Cox...guided Montreal to 2nd place finish in NL East for 2nd straight season...Expos won 94 games, 2nd-highest total in club history and just 1 victory shy of team record...reached 100 wins faster than any manager in franchise annals with June 4 triumph over Cubs, his 178th game at helm...**1992**...Expos were 17-20, in 4th place in NL East, when he became 9th manager in franchise history May 22...Montreal went 70-55 under his direction to finish in 2nd place in division at 87-75, battling Pittsburgh until next to last weekend...was rewarded for efforts with 2nd place finish in BBWAA voting for NL Manager of Year, behind Pirates' Jim Leyland...began season as bench coach for manager Tom Runnels...**1986-91**...was manager for Expos' single-A affiliate in West Palm Beach, compiling 464-344 (.574) record and 1990 Florida State League championship...

won South Division titles in 1986 and 1990...was named Florida State League Manager of Year in 1990 after setting franchise record for victories with 92-40 mark...**1985**...managed triple-A Indianapolis to 61-81 record...**1984**...spent season on Montreal coaching staff, initially under manager Bill Virdon and then for Virdon's replacement, Jim Fanning...**1982-83**...spent pair of seasons managing triple-A Wichita, going 135-138 (.495)...1982 club finished 2nd in American Association's West Division at 70-67...**1981**...had 1st managerial stint at triple-A level, guiding Denver to American Association title with 76-60 ledger...**1979-80**...had 1st experience as coach at ML level, serving as member of Dick Williams' staff in Montreal...**1978**...was at helm of double-A Memphis, guiding club to 2nd place finish in West Division of Southern League...**1977**...had highly successful managerial debut with single-A West Palm Beach, winning Florida State League's South Division with 77-55 mark...**1976**...made initial foray into coaching realm, assisting at Montreal's spring training in Daytona Beach...

PLAYING CAREER...enjoyed outstanding 17-year playing career with San Francisco, Milwaukee and Atlanta Braves, Oakland, New York Yankees, Montreal and Milwaukee Brewers...primarily an outfielder, posted .286 lifetime batting average with 985 runs, 359 doubles, 49 triples, 206 homers, 852 RBI and 107 stolen bases over 2,082 games...when he retired, his 2,101 hits were most by native of Dominican Republic, record later passed by Julio Franco (currently 2,300)...was 3-time All-Star, playing in Mid Summer Classic with Giants in 1962 and Braves in both 1966 and 1968...twice led NL in hits, doing so with Atlanta in 1966 and 1968...made big league debut with inaugural 1958 San Francisco Giants club, becoming 2nd Dominican-born player to reach majors (following Ozzie Virgil, with New York Giants in 1956)...made 1st All-Star team in 1962, batting .316 with 25 HRs and 98 RBI, record for Dominican player that stood until son Moises collected 115 RBI for Houston in 1998...in 3rd and deciding game of Giants-Dodgers playoff for 1962 NL pennant, scored winning run in top of 9th at Dodger Stadium as San Francisco rallied to capture flag...saw action in all 7 games of World Series vs. Yankees, going 7-for-26 (.269)...along with younger brothers Jesus and Matty, made ML history Sept. 15, 1963 when all 3 siblings appeared in same Giants outfield...was dealt to Milwaukee Braves in Dec. 1963 in 7-player deal along with Billy Hoefl, Ed Bailey and Ernie Bowman in exchange for Bob Hendley, Bob Shaw and Del Crandall...remained with organization when franchise moved to Atlanta for 1966 campaign...led senior circuit in hits (218), runs (122), total bases (355) and at-bats (666) in 1966 and finished 2nd in batting (.327) to brother Matty (.342), marking only time brothers finished 1st and 2nd in NL batting derby...added 32 2Bs, 6 3Bs, 31 HRs and 77 RBI...tied for league lead with 210 hits in 1968, batting .317 for Braves...appeared in 1 game of Atlanta's 1969 NLCS vs. Mets...played for 4 teams over final 5 years of career, spending time with Oakland (1970-71), Yankees (1971-73), Montreal (1973) and Milwaukee Brewers (1974)...in 1972, became 31st player in history to collect at least 2,000 hits and 200 home runs...

PERSONAL...was part of Dominican Republic Gold Medal squad at Pan American games in 1955 in baseball and competed in javelin against U.S. Olympian Rafer Johnson...loves to fish and spend time in outdoors during his leisure time...married (Lucie Gagnon, March 15, 1986)...has two children with Lucie, daughter Valerie (April 11, 1987) and son Felipe, Jr. (March 4, 1992), both of whom are trilingual (English, French, Spanish)...is also father of daughters Maria, Christia, Cheri and Jennifer, along with sons Jose, Moises (current Chicago Cubs outfielder), Felipe Jose and Luis...Jose saw time in Montreal Expos organization, while Felipe Jose was selected by Kansas City in June 1998 draft and Luis signed with Baltimore in Sept. 1999...is also uncle of former big league pitcher Mel Rojas and brother of former San Francisco Giant teammates Jesus and Matty Alou...

All-Time Giants Managers (1883-2002)

Years	Name	W	L	T/ND	Pct.	Games
1883	John Clapp	46	50	2	.479	98
1884	Jim Price	56	42	2	.571	100
1884, 1893-94	Monte Ward	162	116	13	.583	291
1885-91	Jim Mutrie	529	345	31	.605	905
1892	Pat Powers	71	80	2	.470	153
1895, 1900-01	George Davis	107	139	6	.435	252
1895	Jim Doyle	32	31	1	.508	64
1895	Harvey Watkins	18	17	0	.514	35
1896	Arthur Irwin	36	53	1	.404	90
1896-98	Bill Joyce	179	122	15	.595	316
1898	Cap Anson	9	13	0	.409	22
1899	John Day	29	35	2	.453	66
1899	Fred Hoey	31	55	1	.360	87
1900	Buck Ewing	21	41	1	.339	63
1902	Horace Fogel	18	23	3	.439	44
1902	Heinie Smith	5	27	0	.156	32
1902-32	John McGraw	2,583	1,790	51	.591	4,424
1924-25	Hughie Jennings	53	23	0	.697	76
1927	Rogers Hornsby	22	10	1	.688	33
1932-41	Bill Terry	823	661	12	.555	1,496
1942-48	Mel Ott	464	530	10	.467	1,004
1948-55	Leo Durocher	637	523	3	.549	1,163
1956-60, 1976	Bill Rigney	406	430	0	.486	836
1960	Tom Sheehan	46	50	2	.479	98
1961-64	Alvin Dark	366	277	1	.569	644
1965-68	Herman Franks	367	280	2	.567	649
1969-70	Clyde King	109	95	0	.534	204
1970-74	Charlie Fox	348	327	0	.516	675
1974-75	Wes Westrum	118	129	0	.478	247
1977-79	Joe Altobelli	225	239	0	.485	464
1979-80	Dave Bristol	85	98	0	.464	183
1981-84	Frank Robinson	264	277	0	.488	541
1985	Jim Davenport	56	88	0	.389	144
1985-92	Roger Craig	586	566	0	.509	1,152
1993-2002	Dusty Baker	840	715	1	.540	1,556

*T/ND header stands for Ties/No Decisions; Winning pct. was figured by dividing wins by the sum total of wins plus losses

FELIPE ALOU (ROJAS)

Year	Club	AVG	G	AB	R	H	2B	3B	HR	RBI	BB	SO	SB
1956	Lake Charles	.222	5	9	1	2	0	0	0	1	0	0	0
	Cocoa	.380	119	445	111	169	15	6	21	99	68	40	48
1957	Minneapolis	.211	24	57	7	12	2	0	0	3	5	8	1
	Springfield	.306	106	359	45	110	14	3	12	71	27	29	18
1958	Phoenix	.319	55	216	61	69	16	2	13	42	17	24	10
	San Francisco	.253	75	182	21	46	9	2	4	16	19	34	4
1959	San Francisco	.275	95	247	38	68	13	2	10	33	17	38	5
1960	San Francisco	.264	106	322	48	85	17	3	8	44	16	42	10
1961	San Francisco	.289	132	415	59	120	19	0	18	52	26	41	11
1962	San Francisco	.316	154	561	96	177	30	3	25	98	33	66	10
1963	San Francisco	.281	157	565	75	159	31	9	20	82	27	87	11
1964	Milwaukee (NL)	.253	121	415	60	105	26	3	9	51	30	41	5
1965	Milwaukee (NL)	.297	143	555	80	165	29	2	23	78	31	63	8
1966	Atlanta	.327	154	666	122	218	32	6	31	74	24	51	5
1967	Atlanta	.274	140	574	76	157	26	3	15	43	32	50	6
1968	Atlanta	.317	160	662	72	210	37	5	11	57	48	56	12
1969	Atlanta	.282	123	476	54	134	13	1	5	32	23	23	4
1970	Oakland	.271	154	575	70	156	25	3	8	55	32	31	10
1971	Oakland	.250	2	8	0	2	1	0	0	0	0	1	0
	New York (AL)	.289	131	461	52	133	20	6	8	69	32	24	5
1972	New York (AL)	.278	120	324	33	90	18	1	6	37	22	27	1
1973	New York (AL)	.236	93	280	25	66	12	0	4	27	9	25	0
	Montreal	.208	19	48	4	10	1	0	1	4	2	4	0
1974	Milwaukee (AL)	.000	3	3	0	0	0	0	0	0	0	2	0
Minor Totals		.333	309	1086	225	362	47	11	46	216	117	101	77
S.F. Totals		.286	719	2292	337	655	119	19	85	325	138	308	51
A.L. Totals		.271	503	1651	180	447	76	10	26	188	95	108	16
N.L. Totals		.291	1579	5688	805	1654	283	39	180	664	328	597	91
M.L. Totals		.286	2082	7339	985	2101	359	49	206	852	423	706	107

Giants Managers Who've Played for Club

Name	Pos.	Years Played	Years Managed	W	L
John Clapp	C	1883	1883	46	50
George Davis	IF	1893-1901, '03	1895, 1900-01	107	139
Jack Doyle	IF	1892-95, '98-02	1895	32	31
Bill Joyce	IF	1896-98	1896-98	179	122
Buck Ewing	IF	1883-89, '91-92	1900	21	41
John McGraw	IF	1902-06	1902-32	2,604	1,801
Bill Terry	IF	1923-36	1932-41	823	661
Mel Ott	OF	1926-47	1942-48	464	530
Rogers Hornsby	IF	1927	1927	22	10
Bill Rigney	IF	1946-53	1956-60, '76	406	430
Alvin Dark	IF	1950-56	1961-64	366	277
Herman Franks	C	1949	1965-68	367	280
Charlie Fox	C	1942	1970-74	348	327
Wes Westrum	C	1947-57	1874-75	118	129
Jim Davenport	IF	1958-70	1985	56	88
Dusty Baker	OF	1984	1993-2002	840	715
Felipe Alou	OF	1958-63	2003-		

ALL-STAR GAME RECORD

Year	Club, Site	AVG	G	AB	R	H	2B	3B	HR	RBI	BB	SO	SB
1962	NL, Washington	.000	1	0	0	0	0	0	0	1	0	0	0
1966	NL, St. Louis	— Did Not Play —											
1968	NL, Houston	.000	1	0	0	0	0	0	0	0	0	0	0
ASG Totals		.000	2	0	0	0	0	0	0	1	0	0	0

LEAGUE CHAMPIONSHIP SERIES RECORD

Year	Club	AVG	G	AB	R	H	2B	3B	HR	RBI	BB	SO	SB
1969	ATL vs. NY	.000	1	1	0	0	0	0	0	0	0	0	0

WORLD SERIES RECORD

Year	Club	AVG	G	AB	R	H	2B	3B	HR	RBI	BB	SO	SB
1962	SF vs. NYY	.269	7	26	2	7	1	1	0	1	1	4	0

MANAGERIAL RECORD

Year	Club	W	L	PCT.	Finish
1977	West Palm Beach	77	65	.542	1st
1978	Memphis	71	73	.493	2nd/2nd
1981	Denver	76	60	.559	2nd
1982	Wichita	70	67	.511	2nd
1983	Wichita	65	71	.478	3rd
1985	Indianapolis	61	81	.430	4th
1986	West Palm Beach	80	55	.593	1st
1987	West Palm Beach	75	63	.543	2nd
1988	West Palm Beach	71	63	.530	2nd/3rd
1989	West Palm Beach	74	64	.536	2nd/2nd
1990	West Palm Beach	92	40	.697	1st/1st
1991	West Palm Beach	72	59	.550	4th/2nd
1992	Montreal	70	55	.560	2nd
1993	Montreal	94	68	.580	2nd
1994	Montreal	74	40	.649	1st
1995	Montreal	66	78	.458	5th
1996	Montreal	88	74	.543	2nd
1997	Montreal	78	84	.481	4th
1998	Montreal	65	97	.401	4th
1999	Montreal	68	94	.420	4th
2000	Montreal	67	95	.414	4th
2001	Montreal	21	32	.396	—
Minor Totals		884	761	.537	
M.L. Totals		691	717	.491	

Managers Born in Latin America

Name	Games	W	L	T	Pct.	Country
Felipe Alou	1,409	691	717	1	.491	Dom. Rep.
Preston Gomez	875	346	529	0	.395	Cuba
Tony Perez	158	74	84	0	.468	Cuba
Cookie Rojas	155	76	79	0	.490	Cuba
Luis Pujols	155	55	100	0	.355	Dom. Rep.
Tony Pena	126	49	77	0	.389	Dom. Rep.
Mike Gonzalez	23	9	13	1	.413	Cuba
Marty Martinez	1	0	1	0	.000	Cuba

Mark Gardner

COACH



Birthdate: March 1, 1962

2003 Opening Day Age: 41

Birthplace: Los Angeles, California

Resides: Fresno, California

Batted: Right **Threw:** Right **Height:** 6-1 **Weight:** 224

Giants Coach Since: 2003

Contract Status: Signed through 2003

COACHING CAREER...former big league hurler returns to San Francisco for professional coaching debut, handling bullpen duties under manager Felipe Alou...pitched for Montreal under Alou in 1992, compiling 12-10 mark...

PLAYING CAREER...enjoyed successful 13-year career as ML pitcher, culminating in 6-year stay in San Francisco that saw him become one of club's most popular and inspirational players...right-hander posted lifetime 99-93 mark with one save and 4.56 ERA in 345 games (275 starts) for Montreal (1989-92), Kansas City (1993), Florida (1994-95) and Giants (1996-2001)...notched double-digit victories in 4 of 6 SF campaigns (1996-98 and 2000), logging 58-45 mark with 4.71 ERA in 175 games (147 starts) in Giants uniform...also reached 10-win plateau with Montreal in 1992...renowned for leadership on and off field, combined to go 10-4 with 3.21 ERA in 27 outings during Aug., Sept. and Oct. of SF's pennant races in 1998, 2000 and 2001...in fact, was 12-game winner for 1997 NL West champions, 13-game winner for 1998 club that forced NL Wild Card tie-breaker with Cubs, and notched 11 wins for 2000 NL West titleists...durable hurler worked 6.0-or-more innings in 178 of his 275 career starts (64.7%), including 97 of 147 (66.0%) during his 6 years in SF...made 112 starts for Giants from 1996-99, with only John Burkett (157) making more starts for SF during 1990's...was 1st Giants pitcher to reach double digits in wins for 3 straight seasons (1996-98) since Burkett did it 4 consecutive years (1990-93)...after entering 1996 with only 5 complete games over 1st 128 starts, posted 10 route-goers over his 1st 132 starts as Giant from 1996-99...pitched 9-inning no-hitter July 26, 1991 vs. Los Angeles while with Montreal, but gave up 2 hits in 10th...originally came to SF after signing as free agent at end of 1996 Spring Training and emerged as club's winningest pitcher that season...was voted by his Giants teammates, coaches and training staff as co-winner (along with Benito Santiago) of annual "Willie Mac Award," given to most inspirational player on team, during 2001 season...

A GIANT IN COMMUNITY...is very involved, along with wife Lori, with California Organ Donor Network, working with that organization and Stanford Medical Center in raising awareness of need for organ and tissue donors...donates money to Garth Brooks' Touch 'Em All Foundation...has hosted Mark Gardner Invitational Golf Tournament since 1993 to raise funds for Fresno area charities...supports California's Responsible Fatherhood Campaign with special visits and other work...during playing days, participated in Giants' off-season Care-A-Van, visiting Fresno's Boys and Girls Clubs and Valley Children's Hospital...also assisted with Giants' Kids and Rewards clubs activities...

PERSONAL...graduated from Clovis (Fresno, CA) High School...attended Fresno (CA) City College and Fresno State University...played for U.S. team during tour of Cuba in fall of 1994...married (Lori Romero)...2 sons (Nicholas, Sept. 24, 1992 and Daniel Dean, May 30, 1995)...

MARK ALLAN GARDNER

Year	Club	W-L	ERA	G	GS	CG	SH	SV	IP	H	R	ER	BB	SO
1985	Jamestown	0-0	2.77	3	3	0	0	0	13.0	9	4	4	4	16
	W. Palm Beach	5-4	2.37	10	9	4	0	0	60.2	54	24	16	18	44
1986	Jacksonville	10-11	3.84	29	28	3	1	0	168.2	144	88	72	90	140
	Indianapolis	3-3	5.67	9	9	0	0	0	46.0	48	32	29	28	41
1987	Jacksonville	4-6	4.19	17	17	1	0	0	101.0	101	50	47	42	78
	Jacksonville	6-3	1.60	15	15	4	2	0	112.1	72	24	20	36	130
1988	Indianapolis	4-2	2.77	13	13	3	1	0	84.1	65	30	26	32	71
	Indianapolis	12-4	2.37	24	23	4	2	0	163.1	122	51	43	59	175
1989	Montreal	0-3	5.13	7	4	0	0	0	26.1	26	16	15	11	21
1990	Montreal	7-9	3.42	27	26	3	3	0	152.2	129	62	58	61	135
1991	Indianapolis	2-0	3.48	6	6	0	0	0	31.0	26	13	12	16	38
	Montreal	9-11	3.85	27	27	0	0	0	168.1	139	78	72	75	107
1992	Montreal	12-10	4.36	33	30	0	0	0	179.2	179	91	87	60	132
1993	Kansas City	4-6	6.19	17	16	0	0	0	91.2	92	65	63	36	54
	Omaha	4-2	2.79	8	8	1	0	0	48.1	34	17	15	19	41
1994	Florida	4-4	4.87	20	14	0	0	0	92.1	97	53	50	30	57
	Edmonton	1-0	0.00	1	1	0	0	0	6.0	4	0	0	1	11
	Brevard County	1-0	0.00	1	1	0	0	0	5.0	1	0	0	1	3
1995	Florida	5-5	4.49	39	11	1	1	1	102.1	109	60	51	43	87
1996	San Francisco	12-7	4.42	30	28	4	1	0	179.1	200	105	88	57	145
	San Jose	0-0	3.18	1	1	0	0	0	5.2	4	2	2	0	7
1997	San Francisco	12-9	4.29	30	30	2	1	0	180.1	188	92	86	57	136
1998	San Francisco	13-6	4.33	33	33	4	2	0	212.0	203	106	102	65	151
1999	San Francisco	5-11	6.47	29	21	1	0	0	139.0	142	103	100	57	86
	San Jose	1-0	4.50	2	2	0	0	0	10.0	10	5	5	3	13
2000	San Francisco	11-7	4.05	30	20	0	0	0	149.0	155	72	67	42	92
2001	San Francisco	5-5	5.40	23	15	0	0	0	91.2	93	57	55	34	53
	Fresno	0-1	6.00	3	3	0	0	0	6.0	10	4	4	1	7
Minor Totals		53-36	3.08	140	137	20	6	0	861.1	704	344	295	350	815
S.F. Totals		58-45	4.71	175	147	11	4	0	951.1	981	535	498	312	663
A.L. Totals		4-6	6.19	17	16	0	0	0	91.2	92	65	63	36	54
N.L. Totals		95-87	4.47	328	259	15	8	1	1673.0	1660	895	831	592	1202
M.L. Totals		99-93	4.56	345	275	15	8	1	1764.2	1751	960	894	628	1256

DIVISION SERIES RECORD

Year	Club	W-L	ERA	G	GS	CG	SH	SV	IP	H	R	ER	BB	SO
1997	SF vs. FLA	— Did Not Pitch —												
2000	SF vs. NY	0-1	8.31	1	1	0	0	0	4.1	4	4	4	2	5
LDS Totals		0-1	8.31	1	1	0	0	0	4.1	4	4	4	2	5

Gene Glynn

COACH



Birthdate: September 22, 1956

2003 Opening Day Age: 46

Birthplace: Waseca, Minnesota

Resides: Lakeville, Minnesota

Batted: Right **Threw:** Right **Height:** 5-9 **Weight:** 165

Giants Coach Since: 2003

Contract Status: Signed through 2003

COACHING CAREER...joins Giants coaching staff with 18 years of coaching experience, including 9 seasons at big league level...will handle 3rd base coaching duties for manager Felipe Alou and oversee all baserunning aspects...marks 3rd pairing with Alou, as Glynn began coaching career in Montreal system as player/coach for Alou's triple-A Indianapolis club in 1985 before serving as Expos' 1st base coach for 1999 campaign...has spent 6 of previous 9 ML seasons as 3rd base coach, manning post for Colorado from 1996-98 and Cubs from 2000-02...1990 Northwest League Manager of Year was coach and manager in Montreal organization from 1985-89 before holding similar duties within San Diego's system from 1990-91...was one of initial hires of Colorado organization, spending 1992-93 seasons within Rockies' minor league ranks before joining big league staff in 1994...logged 188-192 overall ledger as minor league skipper, winning pair of division titles (1990 and 1992) and 1990 Northwest League championship...**2000-02**...joined Cubs coaching staff under new manager Don Baylor in 2000 and spent next 3 seasons as Chicago's 3rd base coach...was also in charge of infield defense...**1999**...spent lone campaign in Montreal, serving as Alou's 1st base coach...**1996-98**...manned 3rd base coaching box for Colorado while also serving as baserunning and infield coach...tutored Eric Young, who led NL with 53 stolen bases during All-Star 1996 season...**1995**...began campaign as Rockies' minor league coordinator, but following Don Zimmer's resignation, was promoted to role of ML 1st base coach...**1994**...made ML coaching debut, serving as Rockies 1st base coach under manager Don Baylor...spent offseason as manager for Maui Stingrays of Hawaii Winter League...**1993**...served as minor league coordinator for Colorado organization...**1992**...supervised 1st-ever mini-camp in Colorado history and was tabbed as skipper for franchise's 1st club, guiding single-A Bend to division title in Northwest League with 43-33 record...team featured such future big leaguers as infielder Craig Counsell, outfielder Quinton McCracken and right-handed pitcher Mark Thompson...**1990-91**...spent majority of 2 seasons as manager for San Diego's single-A affiliate in Spokane...was originally hired by Padres as coach at single-A Waterloo...took over short-season Spokane club in 1990 and was named Northwest League Manager of Year...piloted Indians to 49-27 regular season mark and victory in playoff set to earn league championship...**1989**...was coach for Montreal's double-A club in Jacksonville...**1988**...spent season as coach with single-A Rockford in Expos chain...**1986-87**...opened 1986 season as coach for Expos' single-A club in West Palm Beach before taking managerial reigns at single-A Jacksonville of short-season New York-Penn League...club was just 28-47 in 1986, but logged impressive 44-33 mark for 2nd place finish in 1987...**1985**...made coaching debut in Montreal system as player/coach for triple-A Indianapolis, under manager Felipe Alou...

PLAYING CAREER...former infielder was signed by Montreal organization as non-drafted free agent in 1979...logged 7 seasons in minor leagues, including 4 stints at triple-A level with Wichita in 1982-83 and Indianapolis in 1984-85...in his professional debut, led 1979 New York-Penn League in runs (71) and stolen-base percentage (26 steals in 27 attempts)...finished career in 1985 as player/coach with triple-A Indianapolis...

PERSONAL...graduate of Mankato State (MN) University in his hometown, where he hit .384 with 32 stolen bases as senior...an outstanding instructor, has been used extensively as organizer and coach for variety of baseball camps and clinics...married (Julie)...2 sons, Gino (Oct. 27, 1986) and Christopher (March 21, 1990)...

EUGENE PATRICK GLYNN

Year	Club	AVG	G	AB	R	H	2B	3B	HR	RBI	BB	SO	SB
1979	Jamestown	.293	64	208	71	61	16	3	2	36	70	34	26
1980	W. Palm Beach	.216	109	291	50	63	10	1	1	23	64	49	17
1981	Memphis	.210	113	276	46	58	3	2	2	23	45	36	11
1982	Memphis	.240	96	300	50	72	12	2	2	25	45	36	16
	Wichita	.263	10	19	4	5	0	1	0	3	1	4	0
1983	Memphis	.125	7	24	0	3	0	0	0	1	3	2	0
	Wichita	.198	61	111	14	22	3	2	0	17	11	11	5
1984	Jacksonville	.000	6	2	0	0	0	0	0	1	2	0	0
	Indianapolis	.400	3	5	0	2	0	0	0	0	0	1	0
1985	Indianapolis	.400	3	5	0	2	0	0	0	0	0	1	0

MANAGERIAL RECORD

Year	Club	W	L	PCT.	Finish
1986	Jamestown	28	47	.373	4th
1987	Jamestown	44	33	.571	2nd
1990	Spokane	49	27	.645	1st
1991	Spokane	24	52	.316	4th
1992	Bend	43	33	.566	1st
Minor Totals		188	192	.495	

Joe Lefebvre

COACH



Birthdate: February 22, 1956

2003 Opening Day Age: 47

Birthplace: Concord, New Hampshire

Resides: Scottsdale, Arizona

Batted: Left **Threw:** Right **Height:** 5-10 **Weight:** 170

Giants Coach Since: 2002

Contract Status: Signed through 2003

COACHING CAREER...former big league outfielder enters 2nd season on ML staff, 1st as hitting instructor...marks 8th season overall in Giants organization, having served as triple-A hitting coach from 1996-98 and club's coordinator of minor league hitting from 1997-2001...in addition to minor league duties, had spent time with big league club during both spring training and regular season during 2000 and 2001 campaigns...prior to joining Giants, 17-year coaching veteran served as minor league coach/instructor with Philadelphia (1987-89) and New York Yankees (1990-95) systems...**2002**...manned 1st base coaching box for SF while also assisting hitting instructor Gene Clines...work with batsmen helped SF rank among NL leaders in batting avg. (.267 - 4th), home runs (198 - 2nd), runs scored (783 - 3rd), slugging pct. (.442 - 1st) and on-base pct. (.344 - 2nd)...**2001**...spent 5th year as Giants' coordinator of minor league hitting while also logging stints with SF during spring training and regular season...**2000**...worked as Giants' coordinator of minor league hitting...made unofficial big league coaching debut, assisting ML staff during both spring training and regular season...**1999**...3rd campaign as Giants' coordinator of minor league hitting was 1st without duties as triple-A hitting coach...**1998**...served as Giants' coordinator of minor league hitting for 2nd season as well as hitting coach for triple-A Fresno...under his tutelage, 4 Grizzlies regulars hit over .300...**1997**...named Giants' coordinator of minor league hitting...also continued his post as hitting coach for triple-A Phoenix...guided Pacific Coast League batting champ Jacob Cruz, who hit .361...**1996**...joined Giants' organization as hitting coach at Phoenix...**1994-95**...was roving hitting instructor in Yankees' organization...**1993**...returned to coaching staff at double-A Albany-Colonie...**1991-92**...served as roving hitting instructor in Yankees' minor league chain...**1990**...joined Yankees' organization as coach for Albany-Colonie...

1989...was coach for Philadelphia's triple-A club at Scranton/Wilkes Barre...**1987-88**...began coaching career in Philadelphia organization, serving on staffs at double-A Reading and triple-A Maine...

PLAYING CAREER...played 6 seasons as ML outfielder, seeing big league action with New York Yankees (1980), San Diego Padres (1981-83) and Philadelphia Phillies (1983-86) before having career cut short due to injury...compiled .258 career batting average with 31 HRs and 130 RBI in 447 games...suffered torn cartilage and ligament damage in right knee in June 1984 and missed all of 1985 while rehabilitating...returned to big leagues in 1986, but was forced to retire after playing in only 14 games...was excellent pinch hitter, posting .280 (28-for-100) lifetime mark with 6 HRs off bench...broke in with Yankees in 1980 and homered for 1st ML hit, connecting off Dave Stieb at Toronto May 22, 1980...homered in his 1st 2 ML games to tie American League record...played in 1 game in 1980 ALCS for Yankees vs. Royals, appearing in outfield without at-bat...enjoyed finest season in 1983, hitting combined .306 in 119 games for Padres and Phillies...began campaign with San Diego, but was dealt to Philadelphia May 22 and hit .310 with 20 2Bs, 8 3Bs, 8 HRs and 38 RBI in 101 games for eventual National League champions...included in memorable year was July 20 contest at Veterans Stadium, when he belted 1st career grand slam off Houston's Mike Scott and collected career-best 5 RBI...played in 2 games of 1983 NLCS vs. Los Angeles, going 0-for-2...saw action in 3 games of 1983 World Series loss to Baltimore, going 1-for-5 with 2B and 2 RBI...was originally Yankees' 3rd round selection in June 1977 draft...

A GIANT IN THE COMMUNITY...during 2002 season, participated in Junior Giants Life Skills clinic at Pacific Bell Park, teaching baseball basics while providing kids with valuable life lessons...

PERSONAL...graduate of Concord (NH) High School, where he played baseball, basketball and soccer...was high school teammate of Giants General Manager Brian Sabean...attended Eckerd College, where he was All-American and MVP in Division II College World Series as sophomore...single...son (Gregory) and daughter (Kristin)...

JOSEPH HENRY LEFEBVRE

Year	Club	AVG	G	AB	R	H	2B	3B	HR	RBI	BB	SO	SB
1977	Ft. Lauderdale	.308	48	172	20	53	6	9	2	29	15	16	0
	West Haven	.364	6	22	8	8	2	0	0	3	4	3	0
1978	West Haven	.266	134	459	102	122	21	11	19	70	76	77	3
1979	West Haven	.292	138	487	85	142	28	10	21	107	79	61	5
1980	Columbus	.278	56	198	37	55	11	3	10	26	44	30	4
	New York (AL)	.227	74	150	26	34	1	1	8	21	27	30	4
1981	San Diego	.256	86	246	31	63	13	4	8	31	35	3	6
1982	San Diego	.238	102	239	25	57	9	0	4	21	18	50	0
	Hawaii	.344	8	32	7	11	3	1	0	5	4	5	1
1983	San Diego	.250	18	20	1	5	0	0	0	1	2	3	0
	Philadelphia	.310	101	258	34	80	20	8	8	38	31	46	5
1984	Reading	.333	6	12	5	4	1	0	0	0	2	3	0
	Philadelphia	.250	52	160	22	40	9	0	3	18	23	37	0
1985	Philadelphia	— Injured, Did Not Play —											
1986	Philadelphia	.111	14	18	0	2	0	0	0	0	3	5	0
M.L. Totals		.258	447	1091	139	281	52	13	31	130	139	204	11

LEAGUE CHAMPIONSHIP SERIES RECORD

Year	Club	AVG	G	AB	R	H	2B	3B	HR	RBI	BB	SO	SB
1980	NY Yankees vs. KC	.000	1	0	0	0	0	0	0	0	0	0	0
1983	PHI vs. LA	.000	2	2	0	0	0	0	0	1	0	1	0
LCS Totals		.000	3	2	0	0	0	0	0	1	0	1	0

WORLD SERIES RECORD

Year	Club	AVG	G	AB	R	H	2B	3B	HR	RBI	BB	SO	SB
1983	PHI vs. BAL	.200	3	5	0	1	1	0	0	2	0	1	0

Luis Pujols

COACH



Birthdate: November 18, 1955

2003 Opening Day Age: 47

Birthplace: Santiago, Dominican Republic

Resides: Boynton Beach, Florida

Batted: Right **Threw:** Right **Height:** 6-1 **Weight:** 205

Giants Coach Since: 2003

Contract Status: Signed through 2003

COACHING CAREER...former ML catcher enters his 17th season of professional coaching, his 11th year at big league level and 1st with Giants...will serve as SF's 1st base coach...is coming off 1st ML managerial stint, having taken reigns of Detroit April 9, 2002 and guiding Tigers rest of season...will work with manager Felipe Alou for 10th time in last 11 campaigns...served under Alou with Montreal as 1st base coach and catching instructor from 1993-98 and as Expos' bench coach in 1999 and 2000...hired Alou as bench coach after taking helm in Detroit...was minor league coach/instructor within Expos system from 1987-92, and held double-A managerial post in Tigers organization for 2001 season...**2002**...began campaign as bench coach for skipper Phil Garner in Detroit, but was promoted to interim manager following Garner's dismissal April 8...signed 1-year deal April 9, thereby becoming just 2nd Dominican-born manager in ML history (following Felipe Alou)...inherited 0-6 Tigers club and posted 55-100 mark over final 155 contests...guided young club, as avg. of 3.088 years of ML tenure for Opening Day roster was 2nd-lowest in all of majors, behind only Tampa Bay (2.162)...in fact, 13 different Tigers made their big league debuts, while 8 Detroit hurlers collected their 1st ML victories...**2001**...made sensational debut as professional manager in 1st season with Detroit organization, guiding double-A Erie to Eastern League's Southern Division title...finished with 84-58 record (.592) as SeaWolves held top spot in division from 1st day of season...was named manager of American League squad for double-A All-Star Game...selected as one of coaches for World Team at Futures Game held during ML All-Star festivities at Seattle's SAFE-CO Field...**1999-2000**...completed 8-year tenure on Montreal staff, serving as Felipe Alou's bench coach...**1993-98**...made big league coaching debut as 1st base coach and catching instructor on 1993 Expos staff, holding both posts until becoming bench coach in 1999...played large role in development of Darrin Fletcher, who ranked among top 5 of NL catchers for fielding pct. from

Rules of Interest

RELIEF PITCHERS' SAVE RULE: A pitcher is credited with a Save when he meets all three of the following conditions: 1) he is the finishing pitcher in a game won by his club, 2) he is not the winning pitcher, and, 3) he qualifies under one of the following conditions: a) he enters the game with a lead of no more than three runs and pitches for at least one inning, or, b) he enters the game with the potential tying run either on base, at bat or on deck, or, c) he pitches effectively for at least three innings.

PLAYER LIMITS: 40, until Opening Day, when the number must be reduced to 25, until September 1, when it again becomes 40.

FIELDING CHAMPIONSHIP QUALIFICATIONS: The individual fielding champions shall be the fielders with the highest fielding average at each position, provided:

- (1) A catcher must have participated as a catcher in at least one-half the number of games scheduled for each club in his league that season;
- (2) An infielder or outfielder must have participated at his position in at least two-thirds of the number of games scheduled for each club in his league that season;
- (3) A pitcher must have pitched at least as many innings as the number of games scheduled for each club in his league that season. EXCEPTION: If another pitcher has a fielding average as high or higher, and has handled more total chances in a lesser number of innings, he shall be the fielding champion.

CONSECUTIVE-GAME HITTING STREAKS: A consecutive-game hitting streak shall not be terminated if all the player's plate appearances (one or more) result in a base on balls, hit batsman, defensive interference or a sacrifice bunt. The streak shall terminate if the player has a sacrifice fly and no hit.

1994-97... **1988-92**...spent 4 seasons as Expos' organizational catching instructor, guiding club's minor league backstops... **1987**...began coaching career as player/coach for Montreal's triple-A affiliate in Indianapolis...

PLAYING CAREER...played 15 seasons professionally after signing with Houston at age of 17 in Jan. 1973...former catcher appeared with Astros (1977-83), Kansas City (1984) and Texas (1985) during his 9 ML seasons...belted 1st big league homer July 14, 1978 at Olympic Stadium off Montreal's Hal Dues...played in 78 games for 1980 Astros club that won NL West title, then saw action in 4 of 5 contests as Houston took Philadelphia to wire in NLCS...appeared in 2 games of Astros' 5-game NLDS against Los Angeles in 1981...was acquired by Kansas City Sept. 1, 1984 in exchange for pitcher Jim Miner...signed as free agent by Texas Dec. 19, 1984, appeared in just 1 game during 1985 season as he was forced to undergo surgery on right shoulder...finished career in Montreal organization as player-coach for triple-A Indianapolis in 1987...

PERSONAL...graduate of Francisco Gregorio Billini (Bani, DR) High School, where he lettered in baseball...earned his private pilot's license in 1997...enjoys music, fishing and flying...married (Xiomara, Aug. 17, 1991), with whom he has 2 children, daughter Genesis Irenes (Oct. 7, 1993) and son Luis Jr. (Sept. 21, 1998)...also has older son, Alexis (April 25, 1982)...

1900-2003 All-Time Giants Coaches

Alfonso, Carlos, 1992, 1997-99	Hartnett, Gabby, 1941	Olson, Ivy, 1932
Amalfitano, Joe, 1972-75	Henrich, Tommy, 1957	O'Doul, Lefty, 1958
Baker, Dusty, 1988-92	Hiller, Chuck, 1985	Ozark, Danny, 1983-84
Bancroft, Dave, 1930-32	Jackson, Travis, 1939-40, 1947-48	Parker, Salty, 1958-61, 1979
Benson, Vern, 1980	Jackson, Sonny, 1997-02	Perranoski, Ron, 1997-99
Bonds, Bobby, 1993-96	Jansen, Larry, 1954, 1961-71	Pole, Dick, 1993-97
Brenly, Bob, 1992-95	Jennings, Hughie, 1921-25	Posedel, Bill, 1959-60
Bresnahan, Roger, 1925-28	Jonnard, Bubber, 1942-46	Pujols, Luis, 2003-
Bridges, Rocky, 1985	Kim, Wendell, 1989-96	Righetti, Dave, 2000-
Bristol, Dave, 1978-79	Kress, Red, 1946-49	Robinson, Wilbert, 1911-13
Buford, Don, 1981-84	Latham, Arlie, 1909	Rodgers, Bob, 1976
Burkett, Jesse, 1921	Lavagetto, Cookie, 1964-67	Sauer, Hank, 1979
Burns, George, 1931	Lefebvre, Jim, 1980-82	Shellenback, Frank, 1950-55
Clarke, Tommy, 1932-35, 1938	Lefebvre, Joe, 2002-	Shepard, Larry, 1979
Clines, Gene, 1997-02	Lillis, Bob, 1986-96	Sherry, Norm, 1986-91
Davenport, Jim, 1970, 1976-82, 1996	Lockman, Whitey, 1961-64	Smith, Al, 1933
Dolan, Cozy, 1922-24	Lopez, Juan, 1999-02	Snyder, Frank, 1933-41
Evers, Johnny, 1920	Lowrey, Peanuts, 1967-68	Sommers, Denny, 1993-94
Fahey, Bill, 1986-91	MacKenzie, Gordy, 1986-88	Southworth, Billy, 1933
Fitzsimmons, Freddie, 1949-55	Mathewson, Christy, 1919-21	Starrette, Herm, 1977-78, 1983-84
Fox, Charlie, 1965-68	McCraw, Tom, 1983-85	Testa, Nick, 1958
Franks, Herman, 1949-55, 1958, 1964	McMahon, Don, 1973-75, 1980-82	Thompson, Robby, 2000-2001
Frisch, Frankie, 1949	McNamara, John, 1971-73	Van Ornum, John, 1981-84
Funk, Frank, 1976	Meusel, Irish, 1930	Virgil, Ozzie, 1969-72, 1974-75
Gardner, Mark, 2003-	Miller, Bob, 1985	Westrum, Wes, 1958-63, 1968-71
Gilbert, Andy, 1972-75	Mitchell, Clarence, 1932-33	Williams, Davey, 1956-57
Glynn, Gene, 2003-	Morales, Jose, 1986-88	Winkles, Bobby, 1976-77
Gowdy, Hank, 1947-48	Mueller, Ray, 1956	Wotus, Ron, 1998-
Haller, Tom, 1977-79	Mull, Jack, 1985	Zimmer, Don, 1987
Hartley, Grover, 1946	Niehoff, Bert, 1929	

LUIS BIENVENIDO PUJOLS (TORIBIA)

Year	Club	AVG	G	AB	R	H	2B	3B	HR	RBI	BB	SO	SB
1973	Covington	.267	26	86	8	23	2	0	1	4	6	21	1
1974	Covington	.266	60	218	26	58	7	1	1	27	13	27	2
	Cedar Rapids	.198	26	86	4	17	0	1	0	10	5	20	2
1975	Dubuque	.220	102	341	23	75	13	1	0	31	18	54	5
1976	Columbus	.197	53	142	12	28	2	0	2	16	10	21	1
1977	Charleston	.228	58	180	15	41	4	0	1	19	9	38	0
	Houston	.067	6	15	0	1	0	0	0	0	0	5	0
1978	Charleston	.219	61	196	22	43	6	1	2	24	15	52	0
	Houston	.131	56	153	11	20	8	1	1	11	12	45	0
1979	Charleston	.249	105	345	29	86	18	2	6	41	14	60	1
	Houston	.227	26	75	7	17	2	1	0	8	2	14	0
1980	Houston	.199	78	221	15	44	6	1	0	20	13	29	0
1981	Houston	.239	40	117	5	28	3	1	1	14	10	17	1
1982	Houston	.199	65	176	8	35	6	2	4	15	10	40	0
1983	Tucson	.250	33	112	18	28	7	0	1	9	11	20	0
	Houston	.195	40	87	4	17	2	0	0	12	5	14	0
1984	Tucson	.277	110	375	39	104	22	2	10	58	22	79	0
	Kansas City	.200	4	5	0	1	0	0	0	1	0	0	0
1985	Texas	1.000	1	1	0	1	0	0	0	0	0	0	0
1986	Oklahoma City	.229	51	192	16	44	7	2	4	26	9	25	0
1987	Indianapolis	.310	9	29	4	9	3	0	0	2	1	1	0
M.L. Totals		.193	316	850	50	164	27	6	6	81	52	164	1

DIVISION SERIES RECORD

Year	Club	AVG	G	AB	R	H	2B	3B	HR	RBI	BB	SO	SB
1981	HOU vs. LA	.000	2	6	0	0	0	0	0	0	0	1	0

LEAGUE CHAMPIONSHIP SERIES RECORD

Year	Club	AVG	G	AB	R	H	2B	3B	HR	RBI	BB	SO	SB
1980	HOU vs. PHI	.100	4	10	1	1	0	1	0	0	3	0	0

MANAGERIAL RECORD

Year	Club	W	L	PCT.	Finish
2001	Erie	84	58	.592	1st
2002	Detroit	55	100	.355	5th
M.L. Totals		55	100	.355	

Dave Righetti

COACH



Birthdate: November 28, 1958

2003 Opening Day Age: 44

Birthplace: San Jose, California

Resides: Los Altos, California

Batted: Left **Threw:** Left **Height:** 6-4 **Weight:** 219

Giants Coach Since: 2000

Contract Status: Signed through 2003

COACHING CAREER...one of baseball's premier pitching coaches returns for 4th season with Giants...over his 1st 3 campaigns, SF hurlers have logged 3.98 ERA, 2nd best among all NL staffs and 3rd best in majors...only Atlanta (3.59) and Oakland (3.94) boast lower ERAs since 2000...in fact, has overseen staff that has lowered its ERA each of his 3 years, from 4.21 in 2000 to 4.18 in '01 and finally to 3.54 mark in '02, best for SF in 13 years...club has posted 36 shutouts since 2000, 2nd most in NL (Braves lead with 37)...Giants starters have amassed 203 wins in his tenure, 3rd most in senior circuit...only starting rotations in St. Louis (215) and Atlanta (211) have more victories over span...has fashioned 2nd-most durable starting staff, as 3005.1 innings logged by front men are 2nd in NL over last 3 campaigns (AZ leads with 3065.1)...bullpen has also emerged as one NL's best under his tutelage, as SF relief corps is 2nd in league with 3.69 ERA (ATL is best at 3.40) while ranking 3rd with 137 saves...Giants' pen also has posted NL-best .594 winning pct., logging 79-54 ledger over last 3 seasons...SF has been stingiest long ball staff in senior circuit since he took over pitching reigns (412 total),

marking 1st time in club history that its led NL in fewest clouts allowed for 3-consecutive seasons...**2002**...directed best Giants pitching staff in 13 years, as club's 3.54 ERA ranked 2nd in NL and was club's lowest since it posted 3.30 mark in 1989...also marked 1st time SF had finished in top 2 of league for ERA since 1987, when it led circuit with 3.68 ledger...tutored rotation that boasted 5 different 12-game winners, becoming 6th quintet to do so in franchise history and 1st in 79 years...Russ Ortiz (14-10), Kirk Rueter (14-8), Jason Schmidt (13-8), Ryan Jensen (13-8) and Livan Hernandez (12-16) joined NY Giants staffs from 1905, 1906, 1910, 1917 and 1923...with Hernandez (216.0 innings),

Lowest Staff ERA in Majors, 2000-02

Since Dave Righetti took over as pitching coach prior to the 2000 season, Giants pitchers have forged the 2nd-lowest ERA in the NL and the 3rd-best mark in baseball.

Team	ER	IP	ERA
Atlanta	1737	4355.0	3.59
Oakland	1906	4350.2	3.94
San Francisco	1921	4345.0	3.98
St. Louis	1920	4315.1	4.00
Los Angeles	1942	4353.1	4.01

Ortiz (214.1) and Rueter (203.2), Giants also had 3 different hurlers top 200-inning plateau in same season for 1st time since 1991 (Bud Black, John Burkett and Trevor Wilson)...SF yielded league-low 116 HRs, fewest roundtrippers allowed since 1988 staff surrendered 99...**2001**...completed 2nd year as SF pitching coach, overseeing staff that finished 7th in NL with 4.18 ERA...Giants hurlers yielded lowest HR total (145) in NL, besting Florida (151) for stingiest long ball staff in senior circuit...following All-Star Break, SF starters were 31-22 with 3.81 ERA (192er, 453.2ip) while working at least 6.0 innings in 63 of 74 outings...overall, Giants rotation tied for 2nd in NL with 66 wins, just 1 back of Arizona...**2000**...marked 1st year on Major League staff...guided pitching staff to 4th best ERA in NL (4.21)...Livan Hernandez (17-11), Shawn Estes (15-6), Russ Ortiz (14-12), Mark Gardner (11-7) and Kirk Rueter (11-9) became only 4th SF team to have 5 different 10-game winners (1968, '73 and '82)...Giants posted 3.45 ERA (264er, 688.0ip) during 2nd Half, best in majors...**1999**...returned to Giants organization, serving as roving minor league pitching instructor...served as SF's interim pitching coach May 3-5 in Pittsburgh, while Ron Perranoski visited his ill mother...

PLAYING CAREER...during his banner 16-year big league career, stylish left-hander made stops with Yankees (1979, 1981-90), Giants (1991-93), A's (1994), Blue Jays (1994) and White Sox (1995)...posted 82-79 record with 3.46 ERA and 1,112 strikeouts in 718 career games (1,403.2ip, 89 starts)...with 252 career saves, ranks 19th on Major League Baseball's all-time save list...ranks 2nd on Yankees' all-time charts for saves (224) while holding standard for games pitched (522)...had been franchise save leader until Mariano Rivera passed him in 2002...began career as starter, then converted to reliever in 1984...earned American League Rookie of Year award in 1981...went 8-4 on year with 2.06 ERA (2nd best in AL)...played major role in Yankees' trip to World Series in 1981...earned 2 victories in Division Series vs. Milwaukee, winning Game 2 as starter and Game 5 in relief...was also winning pitcher as starter in Game 3 of League Championship Series vs. Oakland...had no-decision in only appearance vs. Dodgers in World Series...while wearing New York pinstripes, tossed no-hitter against Boston Red Sox, July 4, 1983...was 1st Yankee no-hitter since Don Larsen's perfect game in 1956 World Series...in 1984, notched 31 saves in 40 chances during 1st campaign as reliever...was named to American League All-Star squads in 1986 and 1987 while with New York...established then-Major League record with 46 saves in 1986...finished 4th in Cy Young voting and 10th in AL MVP (BBWAA) balloting that year...was named to AP post season All-Star squad while also earning Rolands Relief Man of Year and *The Sporting News* Fireman of Year awards...posted 31 saves in 1987, tying for 2nd in AL...won 2nd straight Rolands AL Relief Man award and tied for Fireman of Year...signed with Giants as free agent, Dec. 5, 1990...ranked 5th in NL with 24 saves in 1991...total was 2nd best in Giants history at time, trailing only Greg Minton's 30 in 1982...notched 1,000th career strikeout April 29, 1991, fanning St. Louis' Felix Jose...

A GIANT IN THE COMMUNITY...serves on Board of Directors for Jean Weingarten Peninsula Oral School for the Deaf (JWPOSD), having done so for last 10 years...is involved with various Cerebral Palsy organizations and El Camino Health Care...contributes to Ronnie Lott's charitable foundation as well as Boys and Girls Clubs of America...has been involved with Leukemia Society...

PERSONAL...San Jose (CA) native was All-League baseball player at Pioneer High School...also attended San Jose City College...was named state Junior College Player of Year in 1977...grew up Giants fan, with Willie McCovey his favorite player...brother, Steve, played in Texas organization from 1977-79...father, Leo, was former Yankee minor league shortstop...avid golfer has played in AT&T Pebble Beach Pro-Am and has sponsored tournaments on semi-pro golf tour...married (Kandice, Feb. 11, 1989)...3 children (triplets Nicolette, Natalee and Wesley, July 19, 1991)...

DAVID ALLEN RIGHETTI

Year	Club	W-L	ERA	G	GS	CG	SH	SV	IP	H	R	ER	BB	SO
1977	Asheville	11-3	3.14	17	16	3	0	0	109.0	989	47	38	53	101
1978	Tulsa	5-5	3.16	13	13	6	0	0	91.0	66	40	32	49	127
1979	West Haven	4-3	1.96	11	11	3	0	0	69.0	45	23	15	45	78
	Columbus	3-2	2.93	8	6	3	2	0	40.0	22	13	13	19	44
	New York (AL)	0-1	3.71	3	3	0	0	0	17.0	10	7	7	10	13
1980	Columbus	6-10	4.63	24	23	4	1	0	142.0	124	79	73	101	139
1981	Columbus	5-0	1.00	7	7	2	2	0	45.0	30	8	5	26	50
	New York (AL)	8-4	2.06	15	15	2	0	0	105.0	75	25	24	38	89
1982	Columbus	1-0	2.81	4	4	1	0	0	25.2	22	11	8	12	33
	New York (AL)	11-10	3.79	33	27	4	0	1	183.0	155	88	77	108	163
1983	New York (AL)	14-8	3.44	31	31	7	2	0	217.0	194	96	83	67	169
1984	New York (AL)	5-6	2.34	64	0	0	0	31	96.1	79	29	25	37	90
1985	New York (AL)	12-7	2.78	74	0	0	0	29	107.0	86	36	33	45	92
1986	New York (AL)	8-8	2.45	74	0	0	0	46	106.2	88	31	29	35	83
1987	New York (AL)	8-6	3.51	60	0	0	0	31	95.0	95	45	37	44	77
1988	New York (AL)	5-4	3.52	60	0	0	0	25	87.0	86	35	34	37	70
1989	New York (AL)	2-6	3.00	55	0	0	0	25	69.0	73	32	23	26	51
1990	New York (AL)	1-1	3.57	53	0	0	0	36	53.0	48	24	21	26	43
1991	San Francisco	2-7	3.39	61	0	0	0	24	71.2	64	29	27	28	51
1992	San Francisco	2-7	5.06	54	4	0	0	3	78.1	79	47	44	36	47
1993	San Francisco	1-1	5.70	51	0	0	0	1	47.1	58	31	30	17	31
1994	Oakland	0-0	16.71	7	0	0	0	0	7.0	13	13	13	9	4
	Knoxville	1-1	2.21	7	4	0	0	0	20.1	20	12	5	4	18
	Toronto	0-1	6.75	13	0	0	0	0	13.1	9	10	10	10	10
1995	Chicago (AL)	3-2	4.20	10	9	0	0	0	49.1	65	24	23	18	29
	Nashville	4-5	3.23	16	15	1	1	0	83.2	81	40	30	20	44
A.L. Totals		77-64	3.28	552	85	13	2	224	1206.1	1086	495	439	510	983
N.L. Totals		5-15	4.61	166	4	0	0	28	197.1	201	107	101	81	129
M.L. Totals		82-79	3.46	718	89	13	2	252	1403.2	1287	602	540	591	1112

ALL-STAR GAME RECORD

Year	Club, Site	W-L	ERA	G	GS	CG	SH	SV	IP	H	R	ER	BB	SO
1986	A.L., Houston	0-0	0.00	1	0	0	0	0	0.2	2	0	0	0	0
1987	A.L., Oakland	0-0	0.00	1	0	0	0	0	0.1	1	0	0	0	0
ASG Totals		0-0	0.00	2	0	0	0	0	1.0	3	0	0	0	0

DIVISION CHAMPIONSHIP SERIES RECORD

Year	Club	W-L	ERA	G	GS	CG	SH	SV	IP	H	R	ER	BB	SO
1981	NY Yankees vs. MIL	2-0	1.00	2	1	0	0	0	9.0	8	1	1	3	10

LEAGUE CHAMPIONSHIP RECORD

Year	Club	W-L	ERA	G	GS	CG	SH	SV	IP	H	R	ER	BB	SO
1981	NY Yankees vs. OAK	1-0	0.00	1	1	0	0	0	6.0	4	0	0	2	4

WORLD SERIES RECORD

Year	Club	W-L	ERA	G	GS	CG	SH	SV	IP	H	R	ER	BB	SO
1981	NY Yankees vs. LA	0-0	13.50	1	1	0	0	0	2.0	5	3	3	2	1

Ron Wotus

COACH



Birthdate: March 3, 1961

2003 Opening Day Age: 42

Birthplace: Colchester, Connecticut

Resides: Pleasant Hill, California

Batted: Right **Threw:** Right **Height:** 6-1 **Weight:** 180

Giants Coach Since: 1998

Contract Status: Signed through 2003

COACHING CAREER...has spent 13 years in Giants organization, including last 5 on Major League staff...was manager in farm system for 7 years (1991-97)...was twice named Manager of Year, while posting overall 554-412 record (.574) in minors...his teams finished above .500 mark and made playoffs in 6 of 7 years as skipper...**1999-2002**...served as Giants bench coach and assisted with infield defense...Giants ranked in top 3 in NL for double plays each of his years tutoring infield...SF infielders logged .982 fielding pct. to help Giants set franchise record for fewest errors with only 90 miscues in 2002...**1998**...joined Dusty Baker's staff as 3rd base coach, 1st Major League coaching assignment of career...**1996-97**...served as manager for Giants' triple-A affiliate in Phoenix, leading Firebirds to back-to-back Pacific Coast League playoff appearances with 2 Southern Division championships...was named 1997 PCL Manager of Year after piloting Firebirds to best record in all of triple-A baseball with 88-55 mark...that team finished season with one of best 2nd half finishes in PCL history, winning 41 of its final 51 games...1996 trip to post season marked 1st for Phoenix in 10 years...**1993-95**...led SF's double-A franchise at Shreveport to 3 straight playoff berths...his 1995 club claimed Texas League championship with 88-47 mark, best record in all of minor league baseball...**1991-92**...skipped single-A San Jose...was tabbed California League Manager of Year in 1991 when he guided squad to playoffs with 92-44 ledger, best mark in all of professional baseball...**1990**...served as coach at single-A Clinton...

PLAYING CAREER...was originally 16th round draft pick of Pittsburgh Pirates in 1979...enjoyed 11-year professional career, including parts of 1983 and '84 seasons with Pirates' Major League club...played in 32 big league games with Bucs, owning .207 career mark with 2

RBI...made his Major League debut Sept. 3, 1983 in Atlanta...1st Major League hit was single off Dodgers' Orel Hershiser at LA July 4, 1984...6 of his 12 Major League hits in 1984 were doubles...his 1st multiple-hit game came in his last big league outing, 2nd game of Sept. 30, 1984 doubleheader at Philadelphia...was named Carolina League All-Star shortstop in 1981, while playing at Hagerstown...also played in Kansas City organization in 1987, before concluding his career in Giants' chain...played for Phoenix in 1988 and '89, accumulating .278 batting average...

A GIANT IN THE COMMUNITY...has led efforts to raise additional funds and awareness for Junior Giants Baseball Program and Comfort for Kids, which provides specialized medical care to children throughout Bay Area who are facing a life-threatening illness, by organizing a post-game clinic on field at Pacific Bell Park for kids ages 8-12...has been active in Giants Community Fund Golf Tournament...participated in Giants 1st-ever holiday party at Pacific Bell Park in Dec. 2001, taking more than 150 homeless children on shopping spree at Giants Dugout Store...participates in Giants Summer Reading Program, encouraging Bay Area children to read...participates in Giants' off-season Care-A-Van, paying visits to hospitals, youth organizations and civic groups throughout Northern and Central California during January...

PERSONAL...graduated from Bacon (Colchester, CT) Academy in 1979...played baseball, soccer and basketball in high school...was All-New England center forward in soccer after scoring then-record 89 career goals...averaged 30.0 points per game as All-State guard in basketball as senior...is avid golfer...runs youth baseball clinics with former Giant Erik Johnson during winter...married (Laurie, Jan. 17, 1987)...

RONALD ALLEN WOTUS

Year	Club	AVG	G	AB	R	H	2B	3B	HR	RBI	BB	SO	SB
1979	Bradenton	.272	40	147	16	40	6	2	1	14	13	10	5
	Salem	.308	8	26	4	8	0	0	0	2	3	3	0
1980	Shelby	.228	45	158	19	36	7	1	0	19	15	14	8
1981	Hagerstown	.283	134	487	72	138	20	4	4	63	63	32	7
1982	Buffalo	.299	86	321	50	96	13	4	8	39	31	53	4
	Portland	.290	42	145	27	42	6	5	3	23	17	19	3
1983	Hawaii	.301	125	465	94	140	28	6	10	62	63	72	9
	Pittsburgh	.000	5	3	0	0	0	0	0	0	0	0	0
1984	Hawaii	.254	61	224	32	57	15	4	5	23	23	20	4
	Pittsburgh	.218	27	55	4	12	6	0	2	6	6	8	0
1985	Nashua	.186	37	102	9	19	3	2	0	14	20	13	1
1986	Hawaii	.315	125	419	75	132	24	3	4	57	58	51	7
1987	Omaha	.256	91	262	27	67	12	0	0	16	34	40	2
1988	Phoenix	.287	82	261	46	75	8	3	1	33	43	35	7
1989	Phoenix	.257	41	109	17	28	4	0	0	10	24	14	4
M.L. Totals		.207	32	58	4	12	6	0	0	2	6	8	0

MANAGERIAL RECORD

Year	Club	W	L	PCT.	Finish
1991	San Jose (A)	92	44	.676	1st/2nd
1992	San Jose (A)	78	58	.574	4th/2nd
1993	Shreveport (AA)	67	69	.493	4th/1st
1994	Shreveport (AA)	73	63	.537	1st/2nd
1995	Shreveport (AA)	88	47	.652	1st/1st
1996	Phoenix (AAA)	69	75	.479	1st/4th
1997	Phoenix (AAA)	88	55	.615	2nd/1st
Minor Totals		555	411	.575	

Carlos Alfonso

ADMINISTRATIVE COACH AND VIDEO COORDINATOR



Birthdate: December 18, 1950

2003 Opening Day Age: 52

Birthplace: Havana, Cuba

Resides: Naples, Florida

Batted: Right **Threw:** Right **Height:** 5-10 **Weight:** 190

Giants Coach Since: 1996

Contract Status: Signed through 2003

COACHING CAREER...enters his 17th straight year with Giants and 10th overall on Major League level...posted 360-335 (.518) managerial record in 5 seasons with Astros' farm system and has 171-121 (.586) mark in 5 seasons of managing winter ball...**2000-02**...served in present capacity as administrative coach and video coordinator...had on-field duties prior to games and oversaw video and charting duties during contest...continued to handle administrative duties such as lineup cards and scouting reports...**1997-99**...served as 1st base and administrative coach...was pitching coach for Culiacan of Mexican Winter League following 1998 campaign...**1996**...returned to Major League level, working as administrative coach with duties as bullpen coach...**1995**...served as Giants' coordinator of Latin American instruction...**1993-94**...was Phoenix Firebirds' manager during 1993-94 campaigns...posted 134-151 managerial record with triple-A club...**1992**...served as Major League pitching coach for manager Roger Craig...**1989-91**...was Giants' director of player development...minor league clubs posted combined .525 winning percentage during his tenure...**1987-88**...served as Giants' director of minor league operations...**1986**...managed Houston's triple-A club at Tucson to 71-72 mark in Pacific Coast League...**1985**...was Co-Manager of Year as he led double-A Columbus to 2nd place finish in Southern League...**1984**...was Astros' assistant coordinator of instruction for minor league system...**1982-83**...served as pitching instructor in Astros' organization at single-A and rookie levels...was named Manager of Year in 1983 for Dominican League...**1981**...piloted single-A Daytona to 68-67 mark and Florida State League Championship...**1980**...skipped Daytona Beach to 1st place finish in Florida State League...**1979**...made managerial debut at Daytona Beach, going 56-80...**1978**...was traveling secretary for Houston...following season, assumed position of director of Caribbean scouting...**1977**...served as Astros' bullpen coach...

PLAYING CAREER...signed with Astros organization as catcher/infielder in 1968...gained pitching experience in 1969 and 1970 before being converted to full-time hurler in 1971...threw shutout in 1st pro start for Williamsport in 1969...named to American Association All-Star team in 1973...traded to Cincinnati for Joaquin Andujar in 1975...pitched 6 seasons of winter ball in Latin America...selected as Pitcher of Year in Venezuela in 1973...that year also participated in 1st Kodak Triple-A World Series Classic in Hawaii, where team of Latin American winter ball All-Stars topped Tommy Lasorda's Albuquerque squad...

A GIANT IN THE COMMUNITY...has led clinic for more than 100 participants from Special Olympics of Bay Area...participated in Giants Wives' post-game auction and clinic to raise money for Junior Giants and Comfort for Kids, which provides specialized medical care to children throughout Bay Area who are facing a life-threatening illness...involved with National Hispanic Scholarship Fund's San Francisco branch, helping raise awareness and funding for program designed for deserving Latin American students in need of college scholarships...participates in Giants' off-season Care-A-Van, paying visits to hospitals, youth organizations and civic groups throughout Northern and Central California during January...leads coaching clinics for Junior Giants youth baseball leagues...also participates in Giants' Youth League Day clinics...is involved with Giants' Hispanic Media Services program...

PERSONAL...attended University of South Florida and Florida International University, majoring in psychology...hobby is tae-kwon-do and martial arts...was original inductee in Daytona Beach Sports Hall of Fame...married (Gail)...has 4 children (Chrystina, Feb. 18, 1977, Anthony, April 7, 1981, Angela, Aug. 21, 1982 and Dannielle, Sept. 15, 1987)...

CARLOS ALFONSO

Year	Club	AVG	G	AB	R	H	2B	3B	HR	RBI	BB	SO	SB
1968	Covington	.214	9	14	3	3	0	0	0	0	5	5	1
1969	WilliamSPORT	.242	20	33	2	8	2	0	0	7	3	12	0
1970	Cocoa	.140	37	57	5	8	0	0	0	3	7	16	0

Year	Club	W-L	ERA	G	GS	CG	SHO	SV	IP	H	R	ER	BB	SO
1969	WilliamSPORT	3-2	3.35	13	3	3	1	0	43.0	40	28	16	29	40
1970	Cocoa	3-13	3.16	23	19	2	0	0	134.0	133	70	47	51	104
1971	Cocoa	13-6	2.77	22	21	12	5	0	148.0	121	58	44	62	92
1972	Oklahoma City	5-4	3.90	47	3	0	0	3	90.0	96	53	39	55	69
1973	Denver	6-2	4.62	38	4	1	0	6	115.0	130	74	59	47	80
1974	Denver	4-3	4.97	34	5	0	0	1	76.0	93	47	42	26	43
1975	Iowa	1-1	3.64	41	1	1	0	3	89.0	88	42	36	39	53
1976	Indianapolis	2-1	4.65	16	1	0	0	0	31.0	28	19	16	23	15

MANAGERIAL RECORD

Year	Club	W	L	PCT.	Finish
1979	Daytona Beach (A)	56	80	.412	5th
1980	Daytona Beach (A)	86	51	.628	1st
1981	Daytona Beach (A)	68	67	.504	6th
1985	Columbus (AA)	70	65	.519	2nd
1986	Tucson (AAA)	71	72	.497	2nd
1993	Phoenix (AAA)	64	79	.448	9th
1994	Phoenix (AAA)	70	72	.493	7th
Minor Totals		485	486	.499	

BEHIND THE SCENES

TRAINERS

**Stan Conte, PT, ATC**

HEAD ATHLETIC TRAINER

Stan Conte, regarded as one of the top experts in physical therapy and conditioning in professional sports, returns for his 14th season with the Giants and his fourth as head athletic trainer. Prior to his promotion in 2000, he served as the team's assistant athletic trainer and coordinator of strength and rehabilitation for the previous eight years. Conte, one of the few athletic trainers to hold an additional credential in physical therapy as well as athletic training, helped redesign the Giants' strength and conditioning program in 1997. A 1978 graduate of the School of Physical Therapy at California State University, Northridge, he lectures locally and nationally on the treatment and rehabilitation of sports injuries, and authored "Major League Disability Days: An Eleven Year Study" which was published in the prestigious medical journal, *American Journal of Sports Medicine*. Conte and his wife, Nancy, reside in San Carlos and have two children, Nick and Alison.

**Barney Nugent**ASSISTANT ATHLETIC TRAINER/
TEAM TRAVEL

Barney Nugent enters his 27th year in professional baseball, his 11th as the Giants' assistant athletic trainer. He is a 27-year certified member of the National Athletic Trainers Association and a member of the Professional Baseball Athletic Trainers Society (PBATS). The Chelsea, MA native has worked at all levels of professional baseball, including stints with the Philadelphia Phillies and Boston Red Sox organizations as well as winter baseball leagues in both the Dominican Republic and Puerto Rico. He has also handled certain aspects of team travel for the major league team and was at one time the Giants' director of minor league medical services. Nugent was named the "International League Trainer of the Year" as well as "Minor League Trainer of the Year" in 1992. He has worked in numerous physical therapy clinics in the off-season and is an owner/consultant to the Sports Injury Treatment Center (SPRINT) in its seven locations in northeastern Pennsylvania. He earned his bachelor's degree from Curry College in Milton, MA, where he was a four-year starter on the varsity football team, and received his masters of science at Indiana State University in Terre Haute, IN. Nugent and his wife, Denise, reside in Foster City.

**Dave Groeschner**ASSISTANT ATHLETIC TRAINER/STRENGTH AND
CONDITIONING COORDINATOR

Dave Groeschner enters his fourth season as assistant athletic trainer and strength and conditioning coordinator for the Major League club. He previously served as athletic trainer for the triple-A Fresno Grizzlies during the 1999 season, after logging two years at single-A San Jose and one campaign at rookie-league Bellingham. He earned a bachelor's degree in physical education from the University of South Carolina. Groeschner is a member of the Professional Baseball Athletic Trainers Society (PBATS) and the National Athletic Trainers Association. He and his wife, Aimee, and daughter, Katie, reside in Mesa, AZ.

MEDICAL CONSULTANTS

Robert E. Murray, M.D., M.P.A.

INTERNAL MEDICINE

Robert Murray, the director of Catholic Healthcare West (CHW) Sports Medicine Team, returns for his fifth year as a physician consultant to the Giants. A practicing physician in San Francisco for the last 31 years, he received his medical degree from the University of Michigan and specialty training at St. Louis University.

Gary Fanton, M.D.

ORTHOPEDIST

Gary Fanton is board-certified in orthopedic surgery and sports medicine and is co-founder of SOAR in Menlo Park. Dr. Fanton is the co-director of the Sports Medicine Program at Stanford University and Associate Clinical Professor at Stanford University. He is head team physician for Stanford football, associate team physician for the San Francisco 49ers, team physician for the U.S. Decathlon Team, and company physician for the Ballet San Jose Silicon Valley.

Gordon Brody, M.D.**HAND SURGERY**

Certified by the American Board of Orthopedic Surgery as a hand specialist, Gordon Brody graduated from Duke University's medical school with orthopedic training at Hospital for Special Surgery. He completed a hand fellowship at Ralph K. Davies Medical Center in San Francisco. Brody also serves as a consultant to the San Francisco 49ers and San Jose Sharks.

Larry Oloff, D.P.M.**PODIATRY**

In addition to his work for the Giants, Larry Oloff serves as the podiatry consultant to the San Francisco 49ers, Stanford Athletics, the U.S. Decathlon team and Santa Clara University athletic teams. A graduate of the Pennsylvania College of Podiatric Medicine, Oloff has contributed to over 50 publications, including his own textbook.

Les Plack, D.D.S.**DENTIST**

Les Plack enters his fourth year as team dentist. He has practiced general dentistry in San Francisco for over 30 years, and specializes in restorative and cosmetic dentistry. Plack is also trained in acupuncture.

Daniel Goodman, M.D.**OPHTHALMOLOGY**

Daniel Goodman is an ophthalmologist specializing in sports vision, corneal and external eye diseases, corneal transplantation, cataract surgery and laser vision correction surgery. A Phi Beta Kappa undergraduate from the University of Michigan, Goodman received his medical degree from Michigan and was a member of the Alpha Omega Alpha honorary society. A resident in ophthalmology at UC San Francisco, he completed his fellowship in corneal surgery at the Wilmer Eye Institute at Johns Hopkins Hospital. Goodman is the Director of Corneal and Refractive Surgery Service at California Pacific Medical Center, and an associate Clinical Professor of Ophthalmology at the UCSF School of Medicine.

Michael Carson, O.D.**OPTOMETRY**

Michael Carson is a specialist in contact lenses and comprehensive eye care. He received his undergraduate and optometry degrees from the University of California at Berkeley. Carson was a resident at the Veterans Administration Hospital in Albuquerque, New Mexico. A former faculty member at the UCSF Department of Ophthalmology and the UC Berkeley School of Optometry, he is currently a member of the clinical faculty at California Pacific Medical Center.

Kevin Shanahan, L.M.T.**LICENSED MASSAGE THERAPIST**

Kevin Shanahan returns for his seventh season as the Giants massage therapist. His 11 years of massage experience focus on sports injury early detection, prevention and rehabilitation. A private practitioner in Menlo Park, he serves local professional athletes. He is a graduate of Western Kentucky University.

Ken Akuzuki, M.D.**ORTHOPEDIST**

Ken Akuzuki is a board certified orthopedic surgeon who completed a Sports Medicine Fellowship at Lenox Hill Hospital in New York City. Dr. Akuzuki is an attending physician at the San Francisco Orthopedic Residency Program and is the orthopedic consultant to the San Jose Giants, San Francisco State University and Skyline College athletic programs. He is also the team physician for University of San Francisco athletics.

CLUBHOUSE/STAFF

**Mike Murphy**

EQUIPMENT MANAGER

"Murph" has been a fixture with the Giants since the team moved west in 1958. In recognition of his lifelong commitment to the organization, the Giants clubhouse at Pacific Bell Park is named the Mike Murphy Clubhouse. In his 45 years, Murphy has never missed a Giants' home game. The San Francisco native is in his 46th season with the Giants and 24th as equipment manager. Murphy began his career in professional baseball as bat boy for the San Francisco Seals (AAA) from 1954-57, before becoming the Giants' bat boy during the 1958-59 seasons. He became visiting clubhouse attendant in 1960 when the club moved to Candlestick, a job he held until his promotion in 1980. Murphy and his wife, Carole, live in San Bruno with their children, Andrea and Michele; granddaughter, Tori-Lynn; and Bows, the clubhouse dog.

**Harvey Hodgerney**

VISITING CLUBHOUSE

Harvey Hodgerney has spent two decades with the Giants, the past 17 as the visiting clubhouse manager. The Cleveland, Ohio native has lived in the Bay Area for the last 42 years. Hodgerney was also previously in charge of the visitors locker room for the San Francisco 49ers at Candlestick Park. Harvey and his wife, Penny, have two children and four grandchildren, Ashley and Tyler Jones, and Caitlyn and A.J. Hodgerney. The Hodgerneys reside in San Bruno.

**Reggie Younger, Jr.**

DIRECTOR OF TRAVEL

Reggie Younger, Jr. enters his ninth year as the club's director of travel. Younger is only the fifth travel coordinator for the Giants since the club moved west in 1958. The San Diego native is responsible for handling the organization's travel and road hotel accommodations during Spring Training and the regular season. He earned his bachelor's degree in broadcasting communications/journalism from Weber State University, where he was a member of the varsity track team. He resides in San Francisco.



The Giants' clubhouse at Pacific Bell Park is named after Mike Murphy, now in his 46th season with the club.

Kurt Ainsworth

RIGHT-HANDED PITCHER

**Birthdate:** September 9, 1978**2003 Opening Day Age:** 24**Birthplace:** Baton Rouge, Louisiana**Resides:** Baton Rouge, Louisiana**Bats:** Right **Throws:** Right **Height:** 6-3 **Weight:** 192**M.L. Service:** 82 days**How Obtained:** Giants' #1 selection (24th overall pick) in June 1999 draft.**Contract Status:** Signed through 2003

CAREER...24-year old right-hander has seen big league action each of last 2 seasons...has shot up organizational ranks in 1st + professional campaigns, having spent last 2 at triple-A level...has compiled 31-27 record with 3.73 ERA in 85 career minor league games (83 starts)...in 4 Major League starts, has fashioned 2.49 ERA (6er, 21.2ip) and 1-2 record...along with Ryan Jensen in 2002, became 1st SF rookie to begin season in starting rotation since Osvaldo Fernandez in 1996...pitchers were just 2nd Giants 1st-year tandem to open campaign in rotation, joining 1975 duo of John Montefusco and Pete Falcone...Montefusco won NL Rookie of Year that season...he and Jensen became just 11th and 12th SF rookies, respectively, to open campaign in starting rotation...previous 10 were: Rich Robertson (1970), Steve Stone (1971), John D'Acquisto (1974), Montefusco (1975), Falcone (1975), Alan Fowlkes (1982), Jeff Robinson (1984), Eric Gunderson (1990), Dave Burba (1992) and Fernandez (1996)...was named Giants' top prospect following 1999 season by *Baseball America*...earned Olympic Gold Medal as member of Team USA at 2000 Summer Games in Sydney, going 2-0 with 1.54 ERA (2er, 11.2ip) over 2 starts...became 6th member of 2000 U.S. Olympic Team's 11-man staff to pitch at big league level in 2001, joining SEA's Ryan Franklin, KC's Chris George, HOU's Roy Oswalt, TB's Bobby Seay and MIL's Ben Sheets...was picked as 8th best prospect in Pacific Coast League and 3rd best in Giants organization by *Baseball America* after 2001 season, 1st year at triple-A level...was tabbed 9th best prospect in Texas League by *Baseball America* after spending 1st full professional campaign at double-A level in 2000...was Giants' 1st pick, 24th overall, in 1999 First Year Player Draft...rebounded from Tommy John surgery in 1997 following his freshman year at Louisiana State University...

2002 SEASON...spent majority of campaign at triple-A Fresno for 2nd straight year, but made 1st Major League Opening Day roster and closed out season with San Francisco...in 6 games (4 starts) for Giants, went 1-2 with 2.10 ERA (6er, 25.2ip)...had solid campaign at triple-A level, going 8-6 with 3.41 ERA, 4th-lowest mark in PCL, in 20 games (19 starts)...led Fresno staff in wins and ERA, while ranking 2nd in strikeouts (119) and 3rd in innings (116.0)...held opponents to .238 batting average (101-for-425) and

2003 ROOKIES

Since 1947, there have been only nine unanimous winners of the BBWAA's N.L. Rookie of the Year Award. They include Cincinnati's Frank Robinson (1956), San Francisco's Orlando Cepeda (1958) and Willie McCovey (1959), St. Louis' Vince Coleman (1985), San Diego's Benito Santiago (1987), Los Angeles' Mike Piazza (1993) and Raul Mondesi (1994), Philadelphia's Scott Rolen (1997) and St. Louis' Albert Pujols (2001). The following players on the Giants' 40-man roster are eligible to be 2003 Rookie of the Year:

Kurt Ainsworth**Jason Ellison****Trey Lunsford****Lance Niekro****Cody Ransom****Deivis Santos****Tony Torcato****Jeff Urban****Carlos Valderrama****Jerome Williams**

7 HRs in hitter-friendly PCL, while walking only 43...opened season in Giants' rotation, but was optioned to Fresno April 24 to make room for Jason Schmidt to come off Disabled List...he and Ryan Jensen became 1st 2 Giants rookies to start within 1st 5 games of year since 1990, when Russ Swan made lone start in 2nd game of season (Game 2 of DH) and Eric Gunderson took hill for 5th contest...made 1st Major League start April 6 vs. San Diego...didn't figure in final decision, but allowed 1 run over 5.0 innings...left trailing 1-0 and was helped by 2 Padres runners being gunned down at plate...SF plated 3 runs in 6th and added insurance tally in 8th for 4-1 triumph...earned 1st Major League victory April 12 over Milwaukee, allowing 1 unearned run over 7.0 innings of 5-1 win...defeated high school and college rival Ben Sheets, who was also on 2000 Olympic Gold Medal team...Barry Bonds tied Harmon Killebrew for 6th on all-time HR list with 3-run blast off Sheets in 3rd...was recalled by SF Sept. 3 and stayed with club throughout remainder of schedule...made 3 appearances (1 start), going 0-1 with 2.79 ERA (3er, 9.2ip)...was not on post season roster, but remained with club throughout World Series run...

2001...spent 1st year at triple-A level with Fresno before Sept. call-up to Giants...appeared in majors just 1 year after helping Team USA to Olympic Gold in 2000 Summer Games in Sydney...made Major League debut Sept. 5 vs. Arizona, firing scoreless 9th inning (2h) and fanning Craig Counsell for 1st big league strikeout...did not fare as well in 2nd outing Sept. 19 vs. Houston, striking out pair before getting touched for 3-run HR by Moises Alou...while at Fresno, compiled 10-9 mark with 5.07 ERA in 27 games (26 starts)...ranked 2nd in PCL and led Grizzlies staff with 157 strikeouts in 149 innings...strikeout total was 2nd best amongst all Giants farmhands, while his 10 wins tied for 5th...was 3-0 with 2.73 ERA in 5 games (4 starts) during August, earning him Fresno Player of Month accolades...**2000**...spent 1st full year as professional at double-A Shreveport, earning Texas League All-Star accolades...posted 10-9 ledger with 3.30 ERA over 28 starts for Captains...finished among league leaders in ERA (5th), strikeouts (130, T-3rd) and innings pitched (158.0, 4th)...win total was tied for 3rd best among Giants farmhands, while he ranked 3rd in strikeouts and 5th in ERA...earned Shreveport Player of Month award twice, garnering honor in April and August...prior to campaign, attended 1st Major League Spring Training as non-roster invitee...following season, was member of gold-medal winning U.S. Olympic team...**1999**...opened professional career at rookie-league Salem-Keizer...made 10 starts for Volcanoes, going 3-3 with 1.61 ERA and 1 complete game...went 3-1 with 1.51 mark (5er, 29.2ip) in final 5 outings at Salem-Keizer...following end of Northwest League campaign, was elevated to San Jose for Cal League post-season...in 3 playoff starts, went 2-0 with 0.44 ERA (1er, 20.1ip)...struck out 27 and walked 9...

A GIANT IN THE COMMUNITY...visited with teens from Delancey Street's Life Learning Academy, charter school which provides troubled teens with sense of hope...also participated in 2002 Giants Care-A-Van, visiting youth groups, schools and hospitals throughout Northern California...

PERSONAL...graduated from Catholic (Baton Rouge, LA) High School...was named to All-State 1st team in 1996...played in Louisiana All-Star game following senior year...won student-athlete and Catholic High Man of Year awards as senior...attended Louisiana State University (Baton Rouge)...earned 1999 1st-team All-America honors by *Baseball America* after posting 13-6 mark with 3.45 ERA and 157 strikeouts in 130.1 innings...led Tigers to NCAA "Sweet 16" Super Regional round in 1999 after being named Most Outstanding Player in regional held at Baton Rouge...married (Angie Collette, Jan. 21, 2000)...daughter (Kaylyn Nicole, Aug. 8, 2002)...

KURT HAROLD AINSWORTH

Year	Club	W-L	ERA	G	GS	CG	SH	SV	IP	H	ER	HR	HB	BB	SO	WP	BK	
1999	Salem-Keizer	3-3	1.61	10	10	1	0	0	44.2	34	18	8	1	3	18	64	3	0
2000	Shreveport	10-9	3.30	28	28	0	0	0	158.0	138	67	58	12	3	63	130	7	1
2001	Fresno	10-9	5.07	27	26	0	0	0	149.0	139	91	84	22	7	54	157	10	0
	San Francisco	0-0	13.50	2	0	0	0	0	2.0	3	3	3	1	1	2	3	0	0
2002	San Francisco	1-2	2.10	6	4	0	0	0	25.2	22	7	6	1	1	12	15	1	0
	Fresno	8-6	3.41	20	19	1	0	0	116.0	101	49	44	7	3	43	119	5	1
Minor Totals		31-27	3.73	85	83	2	0	0	467.2	412	225	194	42	16	178	470	25	2
M.L. Totals		1-2	2.93	8	4	0	0	0	27.2	25	10	9	2	2	14	18	1	0

AINSWORTH'S M.L. BATTING

	AVG	G	AB	R	H	2B	3B	HR	RBI	SH	SF	HP	BB	SO	SB	CS	E
2002	.167	6	6	1	1	1	0	0	0	1	0	0	0	1	0	0	0
Career	.167	8	6	1	1	1	0	0	0	1	0	0	0	1	0	0	0

LAST HOME RUN: None

AINSWORTH VS. MAJOR LEAGUE TEAMS

2002						NL CAREER						2002						AL CAREER								
W-L-S	ERA	G	IP	H	ER	W-L-S	ERA	G	IP	H	ER	W-L-S	ERA	G	IP	H	ER	W-L-S	ERA	G	IP	H	ER			
---	---	---	---	---	---	Arizona	0-0-0	0.00	1	1.0	2	0	---	---	---	---	---	---	---	---	---	---	---	---	---	
---	---	---	---	---	---	Atlanta	---	---	---	---	---	---	---	---	---	---	---	---	---	---	---	---	---	---	---	---
---	---	---	---	---	---	Chicago	---	---	---	---	---	---	---	---	---	---	---	---	---	---	---	---	---	---	---	---
---	---	---	---	---	---	Cincinnati	---	---	---	---	---	---	---	---	---	---	---	---	---	---	---	---	---	---	---	---
---	---	---	---	---	---	Colorado	---	---	---	---	---	---	---	---	---	---	---	---	---	---	---	---	---	---	---	---
---	---	---	---	---	---	Florida	---	---	---	---	---	---	---	---	---	---	---	---	---	---	---	---	---	---	---	---
0-0-0	0.00	1	1.0	0	0	Houston	0-0-0	13.50	2	2.0	1	3	---	---	---	---	---	---	---	---	---	---	---	---	---	---
0-0-0	0.00	1	3.0	3	0	Los Angeles	0-0-0	0.00	1	3.0	3	0	---	---	---	---	---	---	---	---	---	---	---	---	---	---
1-0-0	0.00	1	7.0	4	0	Milwaukee	1-0-0	0.00	1	7.0	4	0	---	---	---	---	---	---	---	---	---	---	---	---	---	---
---	---	---	---	---	---	Montreal	---	---	---	---	---	---	---	---	---	---	---	---	---	---	---	---	---	---	---	---
---	---	---	---	---	---	New York	---	---	---	---	---	---	---	---	---	---	---	---	---	---	---	---	---	---	---	---
---	---	---	---	---	---	Philadelphia	---	---	---	---	---	---	---	---	---	---	---	---	---	---	---	---	---	---	---	---
---	---	---	---	---	---	Pittsburgh	---	---	---	---	---	---	---	---	---	---	---	---	---	---	---	---	---	---	---	---
---	---	---	---	---	---	St. Louis	---	---	---	---	---	---	---	---	---	---	---	---	---	---	---	---	---	---	---	---
0-2-0	3.68	3	14.2	15	6	San Diego	0-2-0	3.68	3	14.2	15	6	---	---	---	---	---	---	---	---	---	---	---	---	---	---
---	---	---	---	---	---	San Francisco	---	---	---	---	---	---	---	---	---	---	---	---	---	---	---	---	---	---	---	---
---	---	---	---	---	---								---	---	---	---	---	---	---	---	---	---	---	---	---	---

AINSWORTH'S CAREER IN BALLPARKS

at	W-L-S	ERA	G	IP	H	ER	at	W-L-S	ERA	G	IP	H	ER
Bank One	---	---	---	---	---	---	Edison	---	---	---	---	---	---
Turner	---	---	---	---	---	---	Camden	---	---	---	---	---	---
Wrigley	---	---	---	---	---	---	Fenway	---	---	---	---	---	---
Cinergy	---	---	---	---	---	---	Comiskey	---	---	---	---	---	---
Coors	---	---	---	---	---	---	Jacobs	---	---	---	---	---	---
Pro Player	---	---	---	---	---	---	Comerica	---	---	---	---	---	---
Minute Maid	---	---	---	---	---	---	Kauffman	---	---	---	---	---	---
Dodger	0-0-0	0.00	1	3.0	3	0	Metrodome	---	---	---	---	---	---
Miller	---	---	---	---	---	---	Yankee	---	---	---	---	---	---
Olympic	---	---	---	---	---	---	Net. Assoc.	---	---	---	---	---	---
Shea	---	---	---	---	---	---	SAFECO	---	---	---	---	---	---
Veterans	---	---	---	---	---	---	Tropicana	---	---	---	---	---	---
PNC	---	---	---	---	---	---	Ballpark	---	---	---	---	---	---
Busch	---	---	---	---	---	---	SkyDome	---	---	---	---	---	---
Qualcomm	0-1-0	4.50	1	4.0	6	2							
Pacific Bell	1-1-0	3.05	6	20.2	16	7							

AINSWORTH BY MONTH

	2002						CAREER					
	W-L-S	ERA	G	IP	H	ER	W-L-S	ERA	G	IP	H	ER
In March/April	1-1-0	1.69	3	16.0	16	3	1-1-0	1.69	3	16.0	16	3
May	---	---	---	---	---	---	---	---	---	---	---	---
June	---	---	---	---	---	---	---	---	---	---	---	---
July	---	---	---	---	---	---	---	---	---	---	---	---
August	---	---	---	---	---	---	---	---	---	---	---	---
Sept./Oct.	0-1-0	2.79	3	9.2	6	3	0-1-0	4.63	5	11.2	9	6
Before ASB	1-1-0	1.69	3	16.0	16	3	1-1-0	1.69	3	16.0	16	3
After ASB	0-1-0	2.79	3	9.2	6	3	0-1-0	4.63	5	11.2	9	6

AINSWORTH'S STATISTICAL BREAKDOWN

	2002						CAREER					
	W-L-S	ERA	G	IP	H	ER	W-L-S	ERA	G	IP	H	ER
Season	1-2-0	2.10	6	25.2	22	6	1-2-0	2.93	8	27.2	25	9
Home	1-1-0	1.93	4	18.2	13	4	1-1-0	3.05	6	20.2	16	7
Road	0-1-0	2.57	2	7.0	9	2	0-1-0	2.57	2	7.0	9	2
Day	0-1-0	3.09	3	11.2	9	4	0-1-0	3.09	3	11.2	9	4
Night	1-1-0	1.29	3	14.0	13	2	1-1-0	2.81	5	16.0	16	5
Starter	1-2-0	2.49	4	21.2	19	6	1-2-0	2.49	4	21.2	19	6
Reliever	0-0-0	0.00	2	4.0	3	0	0-0-0	4.50	4	6.0	6	3

AINSWORTH'S CAREER FIELDING

Position	PCT.	G	PO	A	E	TC	DP	PB
Pitcher	1.000	8	1	8	0	9	0	—

CAREER TRANSACTIONS

- Selected by San Francisco in 1st round (24th overall pick) of June 1999 draft. Signed by Tom Korenek.

Career Highs

- **Low-Hit Game:** No complete games
- **Innings Pitched - Starter:** 7.0, April 12, 2002 vs. Milwaukee
Reliever: 3.0, Sept. 19, 2002 at Los Angeles
- **Most Strikeouts:** 4, Sept. 15, 2002 vs. San Diego
- **Winning Streak:** 1 game, April 12, 2002
- **Losing Streak:** 2 games, April 17-Sept. 15, 2002

Edgardo Alfonzo

INFILDER



Alfonzo

Birthdate: November 8, 1973

2003 Opening Day Age: 29

Birthplace: Soapire Estado Miranda, Venezuela

Resides: Little Neck, New York

Bats: Right **Throws:** Right **Height:** 5-11 **Weight:** 187

M.L. Service: 8 years

How Obtained: Signed as free agent, December 15, 2002.

Contract Status: Signed through 2006 (signed 4-year deal as free agent, December 15, 2002)

CAREER...2000 All-Star comes to SF as one of top offensive infielders in baseball, owning .292 lifetime batting avg. with 614 runs, 212 2Bs, 14 3Bs, 120 HRs and 538 RBI in 1,086 contests over 8 ML seasons...1999 NL Silver Slugger award winner has hit over .300 in 4 of his last 6 campaigns...has produced in clutch over career to tune of .318 lifetime mark with RISP (297-for-935)...has displayed outstanding eye over career, striking out only 498 times in 3,991 plate appearances, while drawing 458 walks...in fact, since Opening Day 1997 has been issued 421 free passes while fanning only 405 times in 3,272 plate appearances...has been equally effective against both left- and right-handed pitchers, hitting .290 against southpaws (266-for-916) and .292 vs. righties (870-for-2,981)...excellent and versatile gloveman has been among top vote getters for NL Gold Glove award in each of past 6 seasons, including 2nd place finishes 3 times (1997 at 3B, 1999 and 2001 at 2B)...has split big league career between 2nd and 3rd base, logging .987 fielding pct. in 524 games as 2nd baseman and .969 fielding mark in 515 contests at hot corner...proven winner has played in pair of post seasons, including trip to 2000 World Series...in 24 career playoff games, Venezuelan has hit .260 (26-for-100) with 15 runs scored, 8 2Bs, 3B, 4 HRs and 17 RBI...signed by New York as non-drafted free agent Feb. 19, 1991, broke in with Mets in 1995 and had spent entire career in Flushing...ranks 3rd in franchise history with 1,136 hits in Met uniform and 4th with 538 RBI...owns Mets single-season records for 2nd baseman with his 1999 totals of 27 HRs and 108 RBI...had prolific night at Astrodome Aug. 30, 1999, going 6-for-6 with 6 runs scored, 2B, 3 HRs and 5 RBI to set franchise single-game marks for hits, total bases (16) and runs scored while tying club record for most homers...

2002 SEASON...ranked 10th in NL with .308 batting avg., marking 4th time in last 6 seasons he has hit .300-or-better...finished 4th in senior circuit with .335 road avg., 4th with .364 avg. against left-handed pitchers and 6th with .315 avg. in night games...was also 3rd-hardest hitter in NL to double-up, grounding into double play once every 98.0 at-bats...scored 76 runs and had 26 2Bs, 16 HRs and 56 RBI in 135 games...was Mets' primary 3rd baseman after spending previous 3 seasons as main 2nd baseman...in fact, prior to Opening Day start at hot corner, had not started contest at 3rd base since Sept. 27, 1998 at Atlanta...despite layoff from position, ranked 5th among all NL 3rd basemen with .969 fielding pct., committing just 12 errors...continued penchant for clutch hitting, batting .330 (34-for-103) with 2 HRs and 33 RBI with RISP...collected 1,000th career hit April 13 vs. Montreal, single off T.J. Tucker...became just 6th Met in franchise history to register 1,000 hits...produced 1,100th career hit with single off Houston's Kirk Saarloos July 30...drove in 522nd run as Met Aug. 3 vs. Arizona (Game 1) to move past Cleon Jones and into sole possession of 4th place on New York's all-time RBI list...was on 15-day Disabled List Aug. 4-24 with left oblique strain...moved past Mookie Wilson and into 3rd place on Mets all-time hit list with his 1,113rd career safety Aug. 30 vs. Philadelphia...finished season on strong note, hitting .318 (63-for-198) with 11 2Bs, 12 HRs and 31 RBI over his final 53 games...

2001...was slowed due to back ailment, hitting career-low .243 in 124 games...still managed to record 22 2Bs, 17 HRs and 49 RBI...tied franchise record by homering in 4-straight games April 23-26, becoming 6th Met to accomplish feat...placed on Disabled List June 15-July 3 with lower back strain (torn annulus)...belted 100th career roundtripper Aug. 18 at LA, connecting off James Baldwin...put together season-high 15-game hitting streak Aug. 28-Sept. 23, hitting at .306 clip (19-

for-62) over stretch...had 4th career multi-HR game Sept. 30 at Atlanta...hit 2-run shot in 1st inning and solo clout in 3rd, both off Braves' Kevin Millwood...**2000**...had perhaps finest all-around season, shining at plate and in field for National League champions...finished 2nd to Cincinnati's Pokey Reese in Gold Glove balloting for NL 2nd basemen...tied for 10th in NL with career-high .324 batting avg. while ranking 5th in league with .425 on-base pct., 6th with .343 avg. on road and 6th with .343 mark at night...also tied for 7th in league by hitting .341 with RISP, going 46-for-135 with 5 HRs and 63 RBI...had 40 2Bs, 25 HR and 94 RBI overall while garnering All-Star honors for 1st time...had more walks (95) than strikeouts (70) for 2nd time in career...put together pair of 4-hit games in consecutive starts April 29-30 at Colorado, becoming 1st Met to do so since Jose Vizcaino in 1996...was outstanding during Mets' drive to NL Wild Card berth, batting .339 (62-for-183) with 39 runs, 12 2Bs, 12 HRs and 34 RBI over his final 52 contests...compiled 11-game post season hitting streak stretching from Game 1 of NLDS through Game 2 of World Series...led Mets with 5 RBI in 4-game NLDS victory over SF...hit robust .444 in NLCS vs. St. Louis, going 8-for-18 with 2B, 3B and 4 RBI...was just 3-for-21 (.143) in 5-game World Series loss to Yankees...went 0-for-4 in Game 3 to snap 11-game post season hitting streak that October and 13-game binge dating to back to 1999 NLCS, tied with Benny Agbayani for longest playoff binge in club history...**1999**...captured NL Silver Slugger award at 2nd base after hitting .304 and establishing Mets single-season records for 2nd baseman with 27 HRs and 108 RBI...also excelled with glove, leading all NL 2nd basemen with .993 fielding pct. (5 errors in 712 total chances)...finished 9th in NL with 191 hits, tied for 7th with 56 multi-hit games, 4th with 123 runs scored (Mets franchise record) and 9th with 41 2Bs...set career highs in games (158), at-bats (628), runs, hits, 2Bs, HRs, RBI and sacrifice flies (9)...two-bagger total tied with Gregg Jefferies (1990) for 3rd on New York's single-season list...tied personal best with 5 RBI Aug. 11 vs. San Diego, finishing contest 2-for-4 with 3 runs scored and HR...went 6-for-6 with 6 runs, 2B, 3 HRs and 5 RBI in 17-1 victory Aug. 30 at Houston...set Mets' single-game records for hits, total bases (16) and runs scored while matching club mark for homers...finished Aug. with 26 RBI in 26 games as New York made push for NL Wild Card spot...had remarkable post season debut, drilling solo HR off Randy Johnson in 1st career playoff at-bat (Game 1 of NLDS at Arizona), becoming just 3rd NL player to do so...in 9th inning of that game, hit grand slam off Bobby Chouinard to become 1st player in ML history to club bases-loaded HR in 1st post season game...also marked 1st grand slam in Mets post season history, while his 5 RBI tied both club's single-game play-off record (Rusty Staub, Game 4 of 1973 World Series) and NLDS mark (Atlanta's Fred McGriff in 1995)...also hit solo HR in NY's decisive Game 5 victory...had 4 2Bs in 6-game NLCS vs. Atlanta, finishing 6-for-27 (.222) overall...**1998**...started 140 games at 3rd base for Mets, posting .278 avg. with 28 2Bs, 17 HRs and 78 RBI in 144 contests...appeared in lead-off position for just 2nd time in career April 2 vs. Philadelphia...went on to hit 1st 27 times during season, but batted just .226 (24-for-102) in role...was on Disabled List May 4-19 with strained right rotator cuff...played SS in 9th inning of 4-3 victory at LA Aug. 29...**1997**...finished 13th in NL MVP voting and was 2nd to Padres' Ken Caminiti in Gold Glove voting for NL 3rd basemen...finished 8th in NL with .315 batting avg...drew 63 walks while striking out only 56 times...hit remarkable .417 (48-for-115) with 4 HRs and 60 RBI with RISP...started 127 games at 3B, 4 games at SS and 1 game at 2B (April 3 at San Diego)...tied ML record May 14 vs. Houston by participating in 4 double plays as 3rd baseman...became 8th 3rd sacker to accomplish feat, and 1st since Angels' Jack Howell May 17, 1989...last time it had been done in NL was May 8, 1988 by Houston's Denny Walling...had career-high 20-game hitting streak June 10-July 10...during streak, batted .395 (32-for-81) with 12 runs scored, 7 2Bs, 3 HRs and 16 RBI...clubbed 1st ML grand slam Aug. 14 at St. Louis, connecting off Donovan Osborne...**1996**...made 85 starts at 3 different positions, logging 56 starts at 2B, 21 at 3B and 8 at SS...hit .261 with 15 2Bs, 4 HRs and 40 RBI...finished season strong, hitting at .352 clip (25-for-71) with 2 HRs and 9 RBI over 22 games in Sept...**1995**...made ML debut and was with Mets for entire campaign, playing in 101 games and batting .278 with 13 2Bs, career-high 5 3Bs, 4 HRs and 41 RBI...made big league debut April 26 at Colorado and had 1st start, at 2B, April 30 vs. St. Louis...became 100th 3rd baseman in team history when he started at hot corner May 2 at Montreal, while collecting 1st ML hit and RBI...1st ML homer was inside-the-park shot off Matt Grott May 6 at Cincinnati...was placed on Disabled List Aug. 18-Sept. 1 with herniated disc...**1994**...saw 1st action at double-A level, logging 127 games with Binghamton...hit .293 with 34 2Bs, 15 HRs and 75 RBI...began campaign at SS, but switched to 2nd base July 9 with arrival of Rey Ordóñez...named winner of Webster Award, given annually since 1983 in remembrance of Mets' minor league pitcher Richard Webster, who lost his life in an attempt to save lives of friends in danger...**1993**...selected as SS on Florida State League All-Star squad, while setting class-A St. Lucie club fielding record at position with .954 mark...had stellar offensive season, batting .294 with 18 2Bs, 3 3Bs, 11 HRs and 86 RBI...drew 57 walks against only 51 strikeouts...**1992**...played 4 games with St. Lucie, but logged 74 contests with short-season A Pittsfield club, proving to be one of league's top offensive players...led New York-Penn League in batting with .356 mark and was

named to circuit's All-Star team as SS... **1991** ...picked as Gulf Coast League's All-Star 2nd baseman and won Doubleday Award as team MVP of Mets' rookie league squad...after signing as non-drafted free agent Feb. 19, batted .331 in 1st professional action...

PERSONAL ...graduated from Cecilio Acosta High School in his native Venezuela...after returning home following 1995 season, was honored by townspeople in Santa Teresa, VZ for making majors...has 2 brothers who work with Mets connections, as Robert was infielder in New York farm system from 1993-1994 and now works as scout in Venezuela...Edgar is coach with Mets' Binghamton double-A club in Eastern League...received Good Guy Award from New York Press Photographer's Association Jan. 26, 2002...married (Delia)...has 2 sons, Eduardo Luis (July 21, 1996) and Daniel Antonio (July 2, 1999)...

EDGARDO ANTONIO ALFONZO

Year	Club	AVG	G	AB	R	H	2B	3B	HR	RBI	SH	SF	HP	BB	SO	SB	CS	E
1991	GC Mets	.331	54	175	29	58	8	4	0	27	4	6	2	34	12	6	4	2
1992	St. Lucie	.000	4	5	0	0	0	0	0	0	0	0	0	0	0	0	0	0
	Pittsfield	.356	74	298	41	106	13	5	1	44	2	4	0	18	31	7	5	26
1993	St. Lucie	.294	128	494	75	145	18	3	11	86	4	9	5	57	51	26	16	29
1994	Binghamton	.293	127	498	89	146	34	2	15	75	5	7	0	64	55	14	11	22
1995	New York (NL)	.278	101	335	26	93	13	5	4	41	4	4	1	12	37	1	1	7
1996	New York (NL)	.261	123	368	36	96	15	2	4	40	9	5	0	25	56	2	0	11
1997	New York (NL)	.315	151	518	84	163	27	2	10	72	8	5	5	63	56	11	6	12
1998	New York (NL)	.278	144	557	94	155	28	2	17	78	2	3	3	65	77	8	3	9
1999	New York (NL)	.304	158	628	123	191	41	1	27	108	1	9	3	85	85	9	2	5
2000	New York (NL)	.324	150	544	109	176	40	2	25	94	0	6	5	95	70	3	2	10
2001	New York (NL)	.243	124	457	64	111	22	0	17	49	1	5	5	51	62	5	0	7
	Norfolk	.000	2	8	0	0	0	0	0	0	0	0	0	0	0	0	0	0
2002	New York (NL)	.308	135	490	78	151	26	0	16	56	0	3	7	62	55	6	0	12
Minor Totals		.308	389	1478	234	455	73	14	27	232	15	26	7	173	150	53	36	79
M.L. Totals		.292	1086	3897	614	1136	212	14	120	538	25	40	29	458	498	45	14	73

ALL-STAR GAME RECORD

Year	Club, Site	AVG	G	AB	R	H	2B	3B	HR	RBI	SH	SF	HP	BB	SO	SB	CS	E
2000	NL, Atlanta	.000	1	2	0	0	0	0	0	0	0	0	0	0	1	0	0	0

DIVISION SERIES RECORD

Year	Club	AVG	G	AB	R	H	2B	3B	HR	RBI	SH	SF	HP	BB	SO	SB	CS	E
1999	NY vs. ARI	.250	4	16	6	4	1	0	3	6	0	0	0	3	2	0	0	0
2000	NY vs. SF	.278	4	18	1	5	2	0	1	5	0	0	0	1	2	0	1	0
LDS Totals		.265	8	34	7	9	3	0	4	11	0	0	0	4	4	0	1	0

LEAGUE CHAMPIONSHIP SERIES RECORD

Year	Club	AVG	G	AB	R	H	2B	3B	HR	RBI	SH	SF	HP	BB	SO	SB	CS	E
1999	NY vs. ATL	.222	6	27	2	6	4	0	0	1	1	0	0	1	9	0	0	1
2000	NY vs. STL	.444	5	18	5	8	1	1	0	4	0	0	1	4	1	0	0	0
LCS Totals		.311	11	45	7	14	5	1	0	5	1	0	1	5	10	0	0	1

WORLD SERIES RECORD

Year	Club	AVG	G	AB	R	H	2B	3B	HR	RBI	SH	SF	HP	BB	SO	SB	CS	E
2000	NY vs. NYY	.143	5	21	1	3	0	0	0	1	0	0	1	1	5	0	0	0

ALFONZO VS. MAJOR LEAGUE TEAMS

2002					NL					CAREER					2002					AL					CAREER						
AVG	AB	H	HR	RBI	AVG	AB	H	HR	RBI	AVG	AB	H	HR	RBI	AVG	AB	H	HR	RBI	AVG	AB	H	HR	RBI	AVG	AB	H	HR	RBI		
.333	18	6	1	5	Arizona	.338	133	45	5	21	—	—	—	—	—	Anaheim	—	—	—	—	—	—	—	—	—	—	—	—	—	—	—
.309	68	21	1	5	Atlanta	.257	342	88	9	45	—	—	—	—	—	Baltimore	.295	61	18	2	8	—	—	—	—	—	—	—	—	—	—
.176	17	3	0	1	Chicago	.273	187	51	5	20	—	—	—	—	—	Boston	.286	42	12	1	4	—	—	—	—	—	—	—	—	—	—
.353	17	6	2	2	Cincinnati	.312	202	63	8	36	.231	13	3	0	0	Chicago	.231	13	3	0	0	—	—	—	—	—	—	—	—	—	—
.200	15	3	1	4	Colorado	.330	224	74	8	43	.500	12	6	1	4	Cleveland	.500	12	6	1	4	—	—	—	—	—	—	—	—	—	—
.343	67	23	2	8	Florida	.319	345	110	7	49	—	—	—	—	—	Detroit	.545	11	6	0	3	—	—	—	—	—	—	—	—	—	—
.391	23	9	0	1	Houston	.335	227	76	9	37	.364	11	4	1	2	Kansas City	.364	11	4	1	2	—	—	—	—	—	—	—	—	—	—
.400	10	4	0	1	Los Angeles	.304	207	63	9	30	.200	10	2	1	3	Minnesota	.200	10	2	1	3	—	—	—	—	—	—	—	—	—	—
.300	10	3	0	0	Milwaukee	.322	118	38	6	17	.211	19	4	0	2	New York	.183	93	17	2	8	—	—	—	—	—	—	—	—	—	—
.212	66	14	0	4	Montreal	.249	346	86	6	32	—	—	—	—	—	Oakland	—	—	—	—	—	—	—	—	—	—	—	—	—	—	—
—	—	—	—	—	New York	—	—	—	—	—	—	—	—	—	—	Seattle	—	—	—	—	—	—	—	—	—	—	—	—	—	—	—
.329	70	23	5	10	Philadelphia	.284	380	108	12	48	—	—	—	—	—	Tampa Bay	.277	47	13	0	5	—	—	—	—	—	—	—	—	—	—
.375	16	6	1	3	Pittsburgh	.300	233	70	6	29	—	—	—	—	—	Texas	—	—	—	—	—	—	—	—	—	—	—	—	—	—	—
.273	11	3	0	0	St. Louis	.246	203	50	4	24	—	—	—	—	—	Toronto	.339	62	21	3	9	—	—	—	—	—	—	—	—	—	—
.750	8	6	0	1	San Diego	.274	190	52	7	23	—	—	—	—	—	Interleague	.282	362	102	11	46	—	—	—	—	—	—	—	—	—	—
.222	9	2	0	0	San Francisco	.303	198	60	8	38	—	—	—	—	—	—	—	—	—	—	—	—	—	—	—	—	—	—	—	—	

ALFONZO'S CAREER IN BALLPARKS

		AVG	AB	H	HR	RBI			AVG	AB	H	HR	RBI
at	Bank One	.352	71	25	1	10	at	Edison	—	—	—	—	—
	Turner	.287	136	39	4	13		Camden	.273	44	12	1	5
	Wrigley	.260	100	26	2	12		Fenway	.286	21	6	0	1
	Ginergy	.315	108	34	6	23		Comiskey	.231	13	3	0	0
	Coors	.364	118	43	5	26		Jacobs	.500	12	6	1	4
	Pro Player	.315	181	57	3	20		Comerica	—	—	—	—	—
	Minute Maid	.343	35	12	1	6		Kauffman	—	—	—	—	—
	Dodger	.341	129	44	7	21		Metrodome	—	—	—	—	—
	Miller	.583	12	7	3	5		Yankee	.213	47	10	1	6
	Olympic	.279	183	51	5	22		Net. Assoc.	—	—	—	—	—
	Shea	.274	1872	513	52	244		SAFECO	—	—	—	—	—
	Veterans	.276	199	55	9	30		Tropicana	.385	26	10	0	5
	PNC	.286	14	4	1	2		Ballpark	—	—	—	—	—
	Busch	.292	113	33	3	17		SkyDome	.423	26	11	2	5
	Qualcomm	.250	84	21	5	9							
	Pacific Bell	.300	20	6	0	1							

ALFONZO BY MONTH

		2002					CAREER				
		AVG	AB	H	HR	RBI	AVG	AB	H	HR	RBI
In	March/April	.322	90	29	0	6	.283	555	157	13	66
	May	.310	87	27	1	7	.294	626	184	20	85
	June	.271	96	26	3	11	.293	614	180	15	94
	July	.376	93	35	5	15	.293	740	217	18	94
	August	.452	31	14	3	9	.321	689	221	30	129
	Sept./Oct.	.215	93	20	4	8	.263	673	177	24	70
	Before ASB	.304	296	90	4	25	.287	2008	577	53	267
	After ASB	.314	194	61	12	31	.296	1889	559	67	271

ALFONZO'S STATISTICAL BREAKDOWN

	2002					CAREER				
	AVG	AB	H	HR	RBI	AVG	AB	H	HR	RBI
Home	.280	239	67	8	28	.274	1875	514	52	244
Road	.335	251	84	8	28	.308	2022	622	68	294
Day	.293	147	43	6	21	.276	1312	362	40	184
Night	.315	343	108	10	35	.299	2585	774	80	354
Grass	.319	417	133	14	49	.291	3193	928	96	434
Turf	.247	73	18	2	7	.295	704	208	24	104
vs. LHP	.364	121	44	4	18	.290	916	266	28	132
vs. RHP	.290	369	107	12	38	.292	2981	870	92	406
RISP	.330	103	34	2	38	.318	935	297	29	399
Bases Loaded	.143	7	1	0	3	.260	73	19	1	52
as Pinch Hitter	.333	3	1	0	1	.306	36	11	0	6
as DH	—	—	—	—	—	.429	7	3	0	2

ALFONZO'S CAREER FIELDING

Position	PCT.	G	PO	A	E	TC	DP	PB
Second Base	.987	524	987	1303	31	2321	292	—
Third Base	.969	515	351	956	42	1349	85	—
Shortstop	1.000	34	24	46	0	70	11	—

CAREER TRANSACTIONS

- Signed with New York Mets as non-drafted free agent, Feb. 19, 1991.
- Placed on Disabled List Aug. 18-Sept. 1, 1995 with herniated disc.
- Placed on Disabled List May 4-19, 1998 with strained right rotator cuff.
- Placed on Disabled List June 15-July 3, 2001 with lower back strain (torn annulus).
- Signed with San Francisco as free agent, Dec. 15, 2002.

Career Highs

- **Most Hits:** 6, Aug. 30, 1999 at Houston (with New York - NL)
- **Most RBI:** 5 (3 times), last: Aug. 30, 1999 at Houston (with New York - NL)
- **Most Home Runs:** 3, Aug. 30, 1999 at Houston (with New York - NL)
- **Career Grand Slams:** 1, Aug. 14, 1997 at St. Louis (off Donovan Osborne) (with New York - NL)
- **Longest Hitting Streak:** 20 games, June 10-July 10, 1997

Jamie Athas

INFIELDER



Birthdate: October 14, 1979

2003 Opening Day Age: 23

Birthplace: Holyoke, Massachusetts

Resides: Winston-Salem, North Carolina

Bats: Left **Throws:** Right **Height:** 6-2 **Weight:** 190

M.L. Service: None

How Obtained: Giants' #7 selection in June 2001 draft.

Contract Status: Non-roster invitee

CAREER...left-handed hitting shortstop comes to big league camp as non-roster invitee at beginning of 3rd professional campaign...has hit .259 with 109 runs, 25 2Bs, 10 3Bs, 3 HRs, 68 RBI and 31 stolen bases over 188 games of young career...

2002 SEASON...logged 1st full professional campaign at single-A San Jose and served as club's everyday shortstop...hit .251 with 65 runs, 15 2Bs, 7 3Bs, HR, 40 RBI and 14 SBs in 123 games...had solid season before faltering down stretch...following play July 26, owned season-high .273 batting mark with 14 2Bs, HR and 38 RBI...over final 27 games of campaign, hit only .160 (15-for-94) to lower average to final .251 mark...

2001...opened professional career at single-A Hagerstown after being drafted in 7th round of draft...moved right into Suns lineup, serving as club's shortstop (64 starts)...hit .274 with 44 runs, 10 2Bs, 3 3Bs, 2 HRs, 28 RBI and 17 stolen bases...in South Atlantic League playoffs, went 3-for-9 with 2 runs, 2B, HR and RBI in 2 contests...

PERSONAL...graduated from Holyoke (MA) High School...attended Providence (RI) College, but left after freshman year as baseball program was dropped...transferred to Wake Forest (NC) University...single...

JAMIE ATHAS

Year	Club	AVG	G	AB	R	H	2B	3B	HR	RBI	SH	SF	HP	BB	SO	SB	CS	E
2001	Hagerstown	.274	65	234	44	64	10	3	2	28	6	0	5	31	55	17	5	12
2002	San Jose	.251	123	466	65	117	15	7	1	40	4	2	6	48	124	14	6	29
Minor Totals		.259	188	700	109	181	25	10	3	68	10	2	11	79	179	31	11	37

CAREER TRANSACTIONS

- Selected by San Francisco in 7th round of June 2001 draft. Signed by Bobby Myrick.

Rich Aurilia

SHORTSTOP



Birthdate: September 2, 1971

2003 Opening Day Age: 31

Birthplace: Brooklyn, New York

Resides: Phoenix, Arizona

Bats: Right **Throws:** Right **Height:** 6-1 **Weight:** 189

M.L. Service: 7 years, 27 days

How Obtained: Acquired from Texas with Desi Wilson (IF) in exchange for John Burkett (RHP), December 24, 1994.

Contract Status: Signed through 2003 (signed 3-year deal prior to 2001 season)

CAREER...2001 All-Star has emerged as one of premier offensive shortstops in National League, while leading circuit for fielding percentage at position (.980) in 2002...became 1st NL shortstop to lead NL in both home runs and RBI for 3-consecutive years (1999-2001) since CIN's Dave Concepcion accomplished feat from 1978-81...has reduced errors total each of last 4 seasons, committing just 11 in 2002, 17 in 2001, 21 in 2000 and 28 in 1999...established post season record for shortstops by driving in 17 runs during Giants' 2002 World Series run...NYY's Bucky Dent (1978) and BOS's Nomar Garciaparra (1998) held previous mark with 11 RBI each...also became only 3rd SF Giant to register 200 hits in season with 206 in 2001, joining Willie Mays (208, 1958) and Bobby Bonds (200, 1970)...was also just 14th player in franchise history to accomplish feat, marking 23rd time it's occurred overall for Giants...is only Giants shortstop to have 3 different 20-homer seasons (only Alvin Dark had multi 20-HR campaigns—23 in 1953 and 20 in '54)...became just 3rd shortstop in NL history to hit 30 homers in campaign in 2001, joining CHI's Ernie Banks (5 times, 47 in 1958, 45 in '59, 44 in '55, 43 in '57 and 41 in '60) and CIN's Barry Larkin (32 in 1996)...officially had 36 clouts as SS in 2001 (1 as PH), marking most by NL SS since Banks in '60...shattered franchise HR mark for shortstops in 2001, surpassing Alvin Dark's 1953 total of 23...also bested his own SF RBI standard for shortstops with 96 in 2001, surpassing 79 in 2000...franchise mark (NY and SF) for RBI by shortstop is still 101 (Travis Jackson, 1934)...teamed with Jeff Kent to become 1st-ever middle infield combo in ML history to both hit 20-or-more clouts in same season 3-consecutive years (1999-2001)...Boston's Bobby Doerr and Vern Stephens were only 2B/SS duo to have 20 clouts in same season twice, but not in consecutive years (1948 and '50)...has been in Opening Day lineup for 5 straight years, becoming 1st player to open season at shortstop for Giants in 5 consecutive seasons since Jose Uribe earned starting nod from 1986-90...slugged MLB's historic 1st interleague grand slam June 14, 1997 at Anaheim, driving 2nd-inning blast off former teammate and Brooklyn parochial school rival Allen Watson...bat used that evening was subsequently sent to Cooperstown for display at Baseball Hall of Fame...

2002 SEASON...Giants were remarkable 82-46 (.640) with him in lineup, just 13-20 when he did not start...battled injuries for most of season, but finished on strong note...led club with 17 RBI during post season, while hitting .265 (18-for-68) with 13 runs, 4 2Bs and 6 HRs in 17 games...only Barry Bonds' 8 HRs were more in playoffs...his 7 RBI vs. Atlanta tied for 2nd most in NLDS history, just 1 shy of record 8 set by HOU's Ken Caminiti in 1999...slammed pair of home runs in Game 2 of NLCS at St. Louis (both off Woody Williams), solo shot in 1st inning and 2-run blast in 5th...became just 9th player to have multi-homer game in NLCS, 1st Giant since Will Clark in Game 1 of '89 NLCS at Chicago...became just 3rd shortstop to hit 2 HRs in post season game, joining DET's Alan Trammell (1984) and BOS's Rico Petrocelli (1967)...ranked 1st among NL shortstops in

30-HR Seasons by N.L. Shortstops

Player, Club	HRs	Year
Ernie Banks, CHI	47	1958
Ernie Banks, CHI	45	1959
Ernie Banks, CHI	44	1955
Ernie Banks, CHI	43	1957
Ernie Banks, CHI	41	1960
Rich Aurilia, SF	37	2001
Barry Larkin, CIN	32	1996

Giants 200-Hit Seasons

Player	Hits	Year
Fred Lindstrom	231	1928
Bill Terry	226	1929
Bill Terry	225	1932
Frankie Frisch	223	1923
Mike Donlin	216	1905
Bill Terry	213	1931
Don Mueller	212	1954
Frankie Frisch	211	1921
Dave Bancroft	209	1922
Willie Mays	208	1958
Rich Aurilia	206	2001
Jo-Jo Moore	205	1936
Rogers Hornsby	205	1927
Irish Muesel	204	1922
Ross Youngs	204	1920
Bill Terry	203	1935
Hank Lieber	203	1935
Jo-Jo Moore	201	1935
Ross Youngs	200	1923
Bobby Bonds	200	1970

stop had made team since Chris Speier in 1974...Speier is only other SF shortstop to start All-Star Game (in 1973)...led NL in hits (206, 4 more than COL's Juan Pierre)...became 1st Giant to pace NL in hits since Brett Butler in 1990 (192)...established career standards in hits, 2Bs (37), HRs (37) and RBI (97)...hit safely in 118 of 146 starts (80.8%), including team-high 61 multi-hit contests (tied for 3rd most in NL behind AZ's Luis Gonzalez, 64)...also finished among league leaders in total bases (6th, 364), home batting avg. (5th, .351), day batting avg. (3rd, .356) and avg. vs. RHP (9th, .325)...led NL shortstops in HRs with 36 at position, 12 more than MIL's Jose Hernandez (24)...also paced senior circuit SSS with 96 RBI (MON's Orlando Cabrera also had 96)...finished 4th among NL shortstops with .975 fielding pct (686 total chances, 17 errors)...committed just 9 errors in his last 123 games at SS, after opening year with 8 miscues in 1st 26 games in field...started campaign with bang, going 3-for-4 with 2B on Opening Day vs. San Diego...posted career-high 13-game hitting streak April 2-19, hitting at .404 clip (21-for-52) with 3 HRs and 6 RBI...had consecutive 4-hit contests (matching career-high) April 25-26 vs. Cincinnati, going 4-for-5 with 2B and run scored each game...finished 1B short of cycle at Philadelphia May 6, going 3-for-5 with 3 runs, 2B, 3B, HR (off Omar Daal) and 2 RBI...slugged 1st career pinch-hit HR May 27 vs. Colorado, connecting for solo shot off Denny Neagle in 7th inning to give SF 5-3 lead in eventual 5-4 victory...matched career high with 4 hits and 5 RBI in 8-4 victory over Philadelphia Aug. 5...returned to team Aug. 19, as wife, Raquel, gave birth to couple's 1st child, Chaz, at 9:10 pm Aug. 18 (6lbs, 10oz)...**2000**...led NL shortstops in HRs (20) and RBI (79), finishing ahead of STL's Edgar Renteria (16 HRs, 76 RBI)...hammered 20th clout Sept. 30 in Arizona, game-winning 2-run blast in 6th inning (off Brian Anderson) which snapped 2-2 tie...raised avg. 24 points after June (from .247 at end of June to season-ending .271)...played equally well with glove, as .967 fielding percentage (21 errors, 642 total chances) ranked 6th in NL...played in his 500th career game July 5 vs. Colorado, going 2-for-3 with HR and 2 RBI in contest...started all 4 of Giants' NLDS contests vs. New York, hitting .133 (2-for-15) with 2B...**1999**...led all National League shortstops with 22 home runs (4 more than ATL's Jose Hernandez), and 78 RBI (3 ahead of CIN's Barry Larkin)...finished season with 80 RBI total, collecting 78 as shortstop and 2 as pinch hitter in final game, Oct. 2 at Colorado...by collecting 80th RBI Oct. 2, became final member of Giants' 1st 80-RBI quintet in franchise history (both NY and SF)...other members of record-setting group included Jeff Kent (101), J.T. Snow (98), Ellis Burks (96) and Barry Bonds (83)...slugged 20th home run Sept. 17 in San Diego, giving Giants 5 players with 20 clouts on year for only 3rd time in franchise history (also in 1953 and '63)...joined Bonds (34), Burks (31), Snow (24) and Kent (23) in 20-homer quintet...collected career-high 5 RBI June

fielding pct. with .980 mark (11 errors, 557 total chances)...included were no miscues in his last 47 games (beginning Aug. 7)...appeared in just 62 of Giants' 87 contests during 1st half (61 starts), having missed time with elbow and groin ailments...was on Disabled List May 20-June 3 due to bone chips in right elbow...had surgery May 22, procedure performed by team physician Dr. Gary Fanton in which 4 loose bodies were removed...was originally expected to be out 4-6 weeks, however, with extensive rehab work, was back within 15-day period...also missed 7 straight contests April 9-15 due to strained left groin (suffered injury April 7 vs. San Diego while legging out 2B)...slugged 100th career homer April 26 at Cincinnati, solo shot in 6th inning off Elmer Dessens...matched career high with 4 hits Sept. 13 at San Diego (17th time), finishing contest 4-for-5 with 2 RBI...

2001...continued his ascent to top offensive shortstop in senior circuit with finest campaign to date...was elected by fans to start for National League in Mid-Summer Classic...marked 1st appearance on squad and 1st time SF short-

16 in Colorado, when he went 3-for-4 with run, 2B and 2 walks...committed 28 errors, most among ML shortstops (1 more than FLA's Alex Gonzalez)...

1998...established himself as front-line Major League shortstop, starting 106 games...ranked 3rd among N.L. shortstops in fielding percentage, posting .979 mark (476 total chances, 10 errors) in 119 games...also ranked 5th in RBI with 49 (22 behind Barry Larkin's 71), while his .266 average was good for 6th place tie (Larkin led at .309) among shortstops...had career-best day in Atlanta May 3, equaling highs in hits (4) while posting 1st multi-HR contest of career with 4 RBI...homered off Tom Glavine and Brian Edmondson to finish 4-for-5 with 3 runs, 2 HRs and 4 RBI...missed action July 4-19 due to strained groin muscle, marking 2nd stint on Disabled List in his career (also at end of 1996 season with back injury)...**1997**...

served as reserve shortstop for Giants,

appearing with club entire season except 10-day period July 17-26...began season on Opening Day roster, marking 1st time in 6-year professional career...made 22 starts with SF (all at SS), going 18-for-77 (.234) with 3 HRs and 11 RBI...was sent to triple-A Phoenix when Bill Mueller was activated from DL and club retained 12 pitchers...his 5 HRs with SF came in 27 at-bat period from May 18-July 27...collected 1st pinch hit of career June 9 vs. Florida, driving double in 9th off Dennis Cook...was 4-for-9 with 3 RBI as pinch hitter...was on Giants' post season roster for Division Series vs. Florida, but did not make appearance in 3-game sweep by Marlins...played in Puerto Rican Winter League after playoffs, finishing with .246 average (32-for-130) with 2 HRs and 14 RBI in 32 games for San Juan...**1996**...spent almost full season with Giants after starting year at Phoenix...saw extensive playing time at shortstop due to Shawn Dunston's injuries...appeared in 93 games at SS, making 71 starts...also played in 11 games at 2B with 9 starts...was recalled from Phoenix April 13, taking roster spot of disabled Robby Thompson...at time of recall, ranked 5th in PCL with .433 average (13-for-30), 1st in doubles with 7 and 5th in runs scored with 9...had 12-game hitting streak with SF from April 26-May 10, going 15-for-46 (.326)...offensive and defensive play during streak earned him permanent spot on big league roster even with Dunston coming off DL May 13...made 1st Major League appearance at 2B May 31 at Montreal as late inning replacement...made 1st start there 4 nights later June 4 at Cincinnati...had his season ended prematurely when he was placed on 60-day Disabled List Sept. 24 with stress fracture of lower back...**1995**...rose through ranks in 1st year with Giants' organization, seeing action at 3 different levels...started year at double-A Shreveport before rising to Phoenix and capping season with 1st call-up to majors...had his contract purchased from Phoenix Sept. 5...made ML debut as defensive replacement at SS Sept. 6 vs. Montreal...grounded into DP in 1st ML at-bat off Mark Petkovsek Sept. 11 at St. Louis...started final 4 games of season at Colorado and went 9-for-15 (.600) with 2 HRs and 4 RBI...drew 1st big league start Sept. 28 at Colorado (at SS) and made it night of firsts, with his 1st ML hit (single in 2nd off Bryan Rekar), his 1st RBI (double in 6th) and 1st HR (off Lance Painter in 9th)...finished with 4-for-5, 1-HR, 2-RBI showing...drilled 2nd HR 2 days later, solo shot off Bill Swift in SF's 9-3 defeat at Colorado...prior to recall, had split time between Phoenix and Shreveport...finished with .278 average, 5 home runs, 1 stolen base and 34 RBI in 71 games (all at shortstop) with Phoenix, .327 with 4 HRs, 10 SBs and 42 RBI in 64 contests (all at SS) for Shreveport...named starting SS on Texas League Mid-Season All-Star team with Shreveport...following season, spent 3rd winter in Arizona Fall League playing for Scottsdale Scorpions...**1994**...completed 1st year at double-A level, spending campaign with Rangers' Texas League affiliate at Tulsa...posted career high in home runs, drilling 12...hit .234 but drove in 57 runs in club-high 129 contests...appeared in 128 games at shortstop, where he posted .962 fielding mark...completed his 2nd winter in Arizona Fall League, hitting .250 with 13 RBI for Tucson Javelinas...**1993**...was starting shortstop on Florida State champion Charlotte club...set team record with a .309 batting average and was named to FSL All-Star team...also swiped career-best 15 bases...was named Howe

Giants 20-Homer Quintets

Year	Players	HR
1953	Bobby Thomson	26
	Hank Thompson	24
	Alvin Dark	23
	Monte Irvin	21
	Daryl Spencer	20
1963	Willie McCovey	44
	Willie Mays	38
	Orlando Cepeda	34
	Ed Bailey	21
	Felipe Alou	20
1999	Barry Bonds	34
	Ellis Burks	31
	J.T. Snow	24
	Jeff Kent	23
	Rich Aurilia	22

SportsData FSL Player of Week from July 26 – Aug. 1... **1992**...opened professional career with Butte of Pioneer League...hit at .337 clip, which would have paced club if he had more at-bats...

A GIANT IN THE COMMUNITY...was recipient of Giants 2002 John Hancock Roberto Clemente Award for his work in community...has adopted Greater Bay Area Make-A-Wish Foundation as his charity, serving as group's spokesperson in 2002...donated \$100 for each RBI to organization as well as providing tickets and granting wishes to critically ill children and their families...served as spokesperson for CHW's "Kids Are Giants Too" campaign in 2002, teaching children about importance of staying tobacco free...lent his image to 2002 Until There's A Cure Day campaign...was also FOX Sports Net's 2002 Stay In School Challenge spokesperson...participates in Giants wives' post-game auction and clinic to raise money for Jr. Giants and Comfort for Kids, which provides specialized medical care to children throughout Bay Area who are facing life threatening illness...taped public service announcements for Earth Day, asking fans to get involved in one-day clean-up...has also starred in public service announcement for Pets In Need, animal shelter that is beneficiary of B.A.R.K. (Baseball Acquatic Retrieval Korps)...participated in MLB's Breaking Barrier's Program, promoting 9 values of Jackie Robinson, by visiting San Francisco classroom with Sharon Robinson...participates in Giants' Care-A-Van...supports San Francisco's middle and high school programs while serving as one of SF's Celebrity Waiters...also assists with Giants' Kids and Rewards Clubs activities...

PERSONAL...graduated from Xaverian (Brooklyn, NY) High School in 1989...was inducted into school's Hall of Fame in 1999...attended St. John's University, earning All-Big East honors in 1992...majored in finance...had his little league number retired (#22) by Our Lady of Grace League of Brooklyn in 2000...hobbies include golf and movies...married (Raquel Garcia, Jan. 18, 1997)...his wife has finished 1999 New York and 2002 Honolulu marathons to raise almost \$30,000 total for Make-A-Wish Foundation...son (Chaz Aiden, Aug. 18, 2001)...

Giants 80-RBI Quartets

Year	Players	RBI	Year	Players	RBI
1999*	Jeff Kent	101	1930	Bill Terry	129
	J.T. Snow	98		Mel Ott	119
	Ellis Burks	96		Fred Lindstrom	106
	Barry Bonds	83		Travis Jackson	82
	Rich Aurilia	80	1929	Mel Ott	151
*Only 80-RBI quintet in franchise history		Bill Terry		117	
1970	Willie McCovey	126		Fred Lindstrom	91
	Dick Dietz	107	Travis Jackson	90	
	Ken Henderson	88	1927	Rogers Hornsby	125
	Willie Mays	83		Bill Terry	121
1947	Johnny Mize	138		Travis Jackson	98
	Walker Cooper	122	George Harper	87	
	Willard Marshall	107	1923	Irish Meusel	125
	Bobby Thomson	85		Frankie Frisch	111
		George Kelly		103	
			Ross Younger	87	

RICHARD SANTO AURILIA

Year	Club	AVG	G	AB	R	H	2B	3B	HR	RBI	SH	SF	HP	BB	SO	SB	CS	E
1992	Butte	.337	59	202	37	68	11	3	3	30	5	2	0	42	18	12	9	14
1993	Charlotte	.309	122	440	80	136	16	5	5	56	9	7	3	75	57	15	18	24
1994	Tulsa	.234	129	458	67	107	18	6	12	57	8	5	4	53	74	10	13	24
1995	Shreveport	.327	64	226	29	74	17	1	4	42	5	2	1	27	26	10	3	14
	Phoenix	.279	71	258	42	72	12	0	5	34	0	3	0	35	29	2	2	9
	San Francisco	.474	9	19	4	9	3	0	2	4	1	1	0	1	2	1	0	0
1996	Phoenix	.433	7	30	9	13	7	0	0	4	0	0	0	2	3	1	1	1
	San Francisco	.239	105	318	27	76	7	1	3	26	6	2	1	25	52	4	1	10
1997	San Francisco	.275	46	102	16	28	8	0	5	19	1	2	0	8	15	1	1	3
	Phoenix	.294	8	34	9	10	2	0	1	5	0	0	0	5	0	2	1	0
1998	San Francisco	.266	122	413	54	110	27	2	9	49	5	2	2	31	62	3	3	10
1999	San Francisco	.281	152	558	68	157	23	1	22	80	3	5	5	43	71	2	3	28
2000	San Francisco	.271	141	509	67	138	24	2	20	79	4	4	0	54	90	1	2	21
2001	San Francisco	.324	156	636	114	206	37	5	37	97	3	3	0	47	83	1	3	17
2002	San Francisco	.257	133	538	76	138	35	2	15	61	3	7	4	37	90	1	2	11
Minor Totals		.291	460	1648	273	480	83	15	30	228	27	19	8	239	207	52	47	86
M.L. Totals		.279	864	3093	426	862	164	13	113	415	26	26	12	246	465	14	15	100

ALL-STAR GAME RECORD

Year	Club, Site	AVG	G	AB	R	H	2B	3B	HR	RBI	SH	SF	HP	BB	SO	SB	CS	E
2001	NL, Seattle	.000	1	2	0	0	0	0	0	0	0	0	0	0	0	0	0	0

DIVISION SERIES RECORD

Year	Club	AVG	G	AB	R	H	2B	3B	HR	RBI	SH	SF	HP	BB	SO	SB	CS	E
1997	SF vs. FLA																	
	— Did Not Play —																	
2000	SF vs. NY	.133	4	15	0	2	1	0	0	0	0	0	0	0	3	0	0	1
2002	SF vs. ATL	.238	5	21	4	5	1	0	2	7	0	0	0	1	5	0	0	0
LDS Totals		.194	9	36	4	7	2	0	2	7	0	0	0	1	8	0	0	1

LEAGUE CHAMPIONSHIP SERIES RECORD

Year	Club	AVG	G	AB	R	H	2B	3B	HR	RBI	SH	SF	HP	BB	SO	SB	CS	E
2002	SF vs. STL	.333	5	15	4	5	1	0	2	5	3	1	1	2	2	0	0	1

WORLD SERIES RECORD

Year	Club	AVG	G	AB	R	H	2B	3B	HR	RBI	SH	SF	HP	BB	SO	SB	CS	E
2002	SF vs. ANA	.250	7	32	5	8	2	0	2	5	0	0	0	1	9	0	0	0

AURILIA VS. MAJOR LEAGUE TEAMS

2002		NL					CAREER					2002		AL					CAREER				
AVG	AB	H	HR	RBI		AVG	AB	H	HR	RBI		AVG	AB	H	HR	RBI		AVG	AB	H	HR	RBI	
.204	49	10	2	4	Arizona	.302	242	73	18	46		—	—	—	—	—	—	—	.341	44	15	3	9
.192	26	5	0	1	Atlanta	.259	162	42	4	16		.083	12	1	0	0	Baltimore	.083	12	1	0	0	
.333	18	6	0	1	Chicago	.216	171	37	6	23		—	—	—	—	—	Boston	—	—	—	—	—	
.190	21	4	2	2	Cincinnati	.265	181	48	4	22		—	—	—	—	—	Chicago	—	—	—	—	—	
.275	40	11	0	5	Colorado	.280	243	68	12	45		—	—	—	—	—	Cleveland	—	—	—	—	—	
.125	24	3	0	2	Florida	.238	160	38	5	18		—	—	—	—	—	Detroit	—	—	—	—	—	
.200	20	4	1	1	Houston	.246	142	35	3	12		—	—	—	—	—	Kansas City	—	—	—	—	—	
.279	68	19	1	6	Los Angeles	.315	270	85	9	38		—	—	—	—	—	Minnesota	—	—	—	—	—	
.308	13	4	2	3	Milwaukee	.322	121	39	4	16		.167	12	2	0	1	New York	.167	12	2	0	1	
.222	18	4	0	2	Montreal	.218	142	31	3	12		.217	23	5	0	0	Oakland	.242	91	22	3	6	
.250	24	6	0	2	New York	.268	164	44	5	25		—	—	—	—	—	Seattle	.239	46	11	4	7	
.231	26	6	1	2	Philadelphia	.298	151	45	8	22		.250	12	3	1	5	Tampa Bay	.250	12	3	1	5	
.276	29	8	2	6	Pittsburgh	.256	176	45	5	23		—	—	—	—	—	Texas	.318	44	14	3	6	
.292	24	7	1	1	St. Louis	.278	194	54	2	18		—	—	—	—	—	Texas	.318	44	14	3	6	
.359	64	23	1	11	San Diego	.346	298	103	10	39		.243	74	18	2	12	Interleague	.272	276	75	15	40	
—	—	—	—	—	San Francisco	—	—	—	—	—		—	—	—	—	—	—	—	—	—	—	—	

AURILIA'S CAREER IN BALLPARKS

	AVG	AB	H	HR	RBI		AVG	AB	H	HR	RBI
at Bank One	.323	133	43	13	32	at Edison	.350	20	7	2	6
Turner	.256	82	21	2	6	Camden	—	—	—	—	—
Wrigley	.226	93	21	3	13	Fenway	—	—	—	—	—
Cinergy	.218	87	19	2	11	Comiskey	—	—	—	—	—
Coors	.321	131	42	9	30	Jacobs	—	—	—	—	—
Pro Player	.188	80	15	4	11	Comerica	—	—	—	—	—
Minute Maid	.229	48	11	1	5	Kauffman	—	—	—	—	—
Dodger	.287	136	39	4	20	Metrodome	—	—	—	—	—
Miller	.381	21	8	3	4	Yankee	.167	12	2	0	1
Olympic	.246	57	14	3	6	Net. Assoc.	.233	43	10	1	3
Shea	.267	86	23	2	13	SAFECO	.154	13	2	2	4
Veterans	.293	82	24	3	11	Tropicana	—	—	—	—	—
PNC	.300	30	9	1	3	Ballpark	.320	25	8	1	2
Busch	.262	103	27	1	15	SkyDome	.467	15	7	1	6
Qualcomm	.353	136	48	5	17						
Pacific Bell	.303	805	244	31	107						

AURILIA BY MONTH

	2002					CAREER				
	AVG	AB	H	HR	RBI	AVG	AB	H	HR	RBI
In March/April	.293	75	22	2	5	.295	420	124	12	44
May	.217	60	13	1	6	.284	479	136	19	65
June	.253	95	24	3	14	.282	504	142	18	73
July	.272	103	28	2	6	.294	497	146	22	66
August	.208	106	22	4	12	.245	601	147	18	78
Sept./Oct.	.293	99	29	3	18	.282	592	167	24	89
Before ASB	.259	255	66	7	28	.293	1539	451	54	205
After ASB	.254	283	72	8	33	.264	1554	411	59	210

AURILIA'S STATISTICAL BREAKDOWN

	2002					CAREER				
	AVG	AB	H	HR	RBI	AVG	AB	H	HR	RBI
Home	.260	246	64	4	28	.282	1512	427	47	177
Road	.253	292	74	11	33	.275	1581	435	66	238
Day	.203	187	38	5	17	.280	1205	338	43	169
Night	.285	351	100	10	44	.278	1888	524	70	246
Grass	.250	501	125	13	52	.282	2770	780	102	372
Turf	.351	37	13	2	9	.254	323	82	11	43
vs. LHP	.241	116	28	2	16	.281	748	210	35	116
vs. RHP	.261	422	110	13	45	.278	2345	652	78	299
RISP	.280	125	35	2	44	.277	768	213	20	278
Bases Loaded	.000	12	0	0	1	.239	88	21	1	53
as Pinch Hitter	.500	2	1	0	0	.345	29	10	1	7
as DH	—	—	—	—	—	—	—	—	—	—

AURILIA'S CAREER FIELDING

Position	PCT.	G	PO	A	E	TC	DP	PB
Second Base	1.000	11	16	18	0	34	8	—
Shortstop	.972	825	1230	2219	100	3549	550	—

CAREER TRANSACTIONS

- Selected by Texas in 24th round of June 1992 draft.
- Acquired from Texas with Desi Wilson (IF) in exchange for John Burkett (RHP), December 24, 1994.
- Placed on 60-day Disabled List Sept. 24, 1996-end of season with stress fracture lower back.
- Placed on Disabled List July 10-19, 1998 with strained left groin.
- Placed on Disabled List May 21-June 3, 2002 with bone chips in right elbow.

Career Highs

- **Most Hits:** 4 (17 times), last: Sept. 13, 2002 at San Diego
- **Most RBI:** 5 (3 times), last: Aug. 5, 2001 vs. Philadelphia
- **Most Home Runs:** 2 (4 times), last: Sept. 4, 2001 at Arizona
- **Career Grand Slams:** 1, June 14, 1997 at Anaheim (off Allen Watson)
- **Longest Hitting Streak:** 13 games (3 times), last: June 26-July 12, 2001

Marvin Benard

OUTFIELDER



Birthdate: January 20, 1970

2003 Opening Day Age: 33

Birthplace: Mina Rosita, Nicaragua

Resides: Richland, Washington

Bats: Left **Throws:** Left **Height:** 5-9 **Weight:** 191

M.L. Service: 7 years, 16 days

How Obtained: Giants' #50 selection in the June 1992 draft.

Contract Status: Signed through 2003 (agreed to 3-year contract extension for 2001-2003 seasons April 5, 2000)

CAREER...returned to reserve outfielder role and pinch hitting duty in 2002 before missing most of 2nd half of season due to injury...prior to 2002, had been Giants regular center fielder and lead-off hitter for majority of previous 3 seasons after emerging as one of baseball's biggest surprises during 2nd half of 1998 campaign...hit .371 in his last 66 games that year following trade of then-centerfielder Darryl Hamilton...prior to earning spot in lineup, was top pinch-hitter...is lifetime .267 pinch hitter (48-for-180) with 3 HRs and 28 RBI...his 15 pinch-hits in 1997 (15-for-44, .341) were most by Giant since Ken Oberkfell set SF record with 18 in 1989...his 25 stolen bases in 1996 were highest total by Giants rookie since Dan Gladden swiped 31 in 1984...became only 7th Nicaraguan native to play in majors, joining Dennis Martinez (1976-98, Baltimore, Montreal, Cleveland and Atlanta), Tony Chevez (1977, Baltimore), Al Williams (1980-84, Minnesota), David Green (1981-87, St. Louis and San Francisco), Porfirio Altamirano (1982-84, Philadelphia and Chicago Cubs) and Vicente Padilla (2000-02, Arizona and Philadelphia)...Green played for Giants in 1985...

2002 SEASON...missed good majority of season after undergoing surgery to repair torn cartilage in left knee...however, still served as one of SF's top pinch hitters...was 6-for-32 with 3 RBI as pinch hitter to rank 2nd on club in pinch-safeties (behind Tom Goodwin's 7)...however, was hitless in 7 such at-bats following his return from DL...underwent operation July 5 in Bay Area, procedure performed by team physician Dr. Gary Fanton...was reinstated from Disabled List prior to Sept. 1 game in Arizona...prior to disablement, was hitting .293 with 1 HR and 13 RBI while appearing in 58 games...included was 17 starts, 8 in RF, 6 in LF and 3 in CF...in his 17 starts, reached base safely in 15 contests while going combined 22-for-70 (.314) with 5 2Bs, 3B, HR, 6 walks, 10 runs and 8 RBI...had his 1st 4-hit game of season June 20 vs. Tampa Bay (filling in for Barry Bonds in LF), finishing 4-for-5 with 2B, 3B, RBI and 4 runs scored...did not commit error in field on year, handling 53 total chances (3 outfield assists)...

2001...had up and down season, persevering through tough 1st half before rebounding with outstanding performance after All-Star Break...was hitting just .210 (45-for-214) with 5 HRs and 22 RBI and had lost starting CF role at All-Star Break...hit .331 (59-for-178) with 10 HRs and 22 RBI in 2nd half...his post-ASB avg. was highest for any half since he hit .366 in 191 at-bats following ASB in 1998...reached low-water mark with .194 avg. on June 20, however, raised avg. 71 points over final

70 contests...hit at .337 clip (66-for-196) from June 20-Oct. 7, including .345 mark (58-for-168) with 10 HRs and 22 RBI in his last 56 games (33 starts)...finished campaign with .265 avg. and 15 HRs, just 1 shy of career high (16 in 1999)...clubbed 3 pinch-hit HRs, matching Shawn Dunston for club honors and helping SF to match ML record with 14 pinch clouts (AZ, 2001)...overall, was 7-for-25 (.280) with 2 2Bs and 7 RBI in pinch...slugged 1st career grand slam May 8 vs. Expos, 5th inning blast (off Anthony Telford) which broke open 4-1 contest...had career-high 5 hits July 28 at Arizona, finishing 11-4 SF rout 5-for-6 with 2 runs scored, 2B and RBI...drilled game-winning, 2-run pinch HR July 29 at Arizona (off Byung-Hyun Kim) in top of 9th to give SF 4-2 lead in eventual 4-3 triumph...slugged 2-run pinch HR in 9th inning (off Armando Benitez) Aug. 26 at New York...slugged lead-off HRs in consecutive starts (9th and 10th of career) Sept. 25 and 28...**2000**...after starting season slowly, played best ball of campaign during stretch drive...overall, hit .263 with 12 HRs and 55 RBI...broke 100-run barrier for 2nd straight season, scoring career-best 102 runs...went 35-for-107 (.327) with 20 runs, 6 2Bs, 2 3Bs, 2 HRs, 9 RBI, 9 walks and 3 HBPs in 28 games from Aug. 25-Sept. 23...after May 12, raised his avg. 58 points (from .205 to season-ending .263 mark)...12 HRs were most among all NL leadoff hitters, 4 better than COL's Todd Hollandsworth and CIN's Pokey Reese...led team with 22 stolen bases, having been successful on 22 of 29 attempts...was charged with 1st error of year Sept. 28 at Los Angeles, failing to catch fly ball in 1st inning...miscue was 1st since June 9, 1999 (vs. Chicago Cubs), snapping stretch of 222 errorless contests...in one of most dramatic moments of Giants' campaign, slugged game-winning home run July 2 in Sunday night ESPN contest vs. Dodgers, snapping 5-5 tie with leadoff clout in 9th inning (off Mike Fetters)...marked his 1st "walk-off" homer of career, finishing evening 2-for-5 with stolen base and 2 runs scored...drilled 8th career leadoff HR, 2nd in 2000, Sept. 12 at Houston off Scott Elarton...started all 4 NLDS games vs. Mets (all in CF), going 1-for-14 (.071) with RBI...**1999**...established career-highs in HRs (16), RBI (6+), at-bats (562), 2Bs (36), stolen bases (27) and games played (149)...was presented "Willie Mac" Award, honor voted upon by Giants players, coaches and training staff as most inspirational player on team...annual award is named after Giant legend and Hall-of-Famer Willie McCovey...had team-high 27 stolen bases...was successful on 27 of 41 (65.9%) steal attempts...posted career-high 16 homers, smashing previous mark of 5 set in 1996...finished 3rd among NL leadoff men for RBI with 61...PHI's Doug Glavine and HOU's Craig Biggio led circuit with 73 RBI each from #1 hole...scored team-high 100 runs on season, reaching milestone by tallying 2 runs on final day of campaign...was 4-for-11 with 2 RBI as pinch hitter...posted 1st career 5-hit game Oct. 2 in Colorado, going 5-for-6 with 2B and 3 runs scored...also went 2-for-2 Oct. 3 against Rockies, as hit safely in final 7 at-bats of year...by hitting safely in 7 consecutive at-bats, fell just 3 shy of NL record for most consecutive hits in season (held by many, most recently by CIN's Bip Roberts in 1992)...Giant record for most consecutive hits is 9, accomplished by Barry Bonds in 1998...slugged career-high 16th home run Sept. 30 vs. Los Angeles, solo shot to lead off Giants' half of 1st inning (off Jeff Williams)...homer was last ever by Giant player at Candlestick Park as it came in last game played at 40-year-old ballpark (LA's Raul Mondesi later homered for final HR ever at 'Stick)...clout was 6th career lead-off homer and 4th of 1999 (also May 23 vs. HOU's Jose Lima, Aug. 2 at AZ's Armando Reynoso and Sept. 16 vs. FLA's Vladimir Nunez)...had career-high and team-best 12-game hitting streak from July 31-Aug. 14...during streak, hit .302 (16-for-53) with 8 runs, 3 2Bs, 3 HRs and 7 RBI...hammered pair of home runs Aug. 2 at Arizona for his 1st career multi-HR game...collected career-high 5 RBI June 19 vs. Chicago, finishing 2-for-5 with 2B, HR and 2 runs scored...start in Cincinnati April 5 marked his 1st Opening Day assignment of career...**1998**...was great success story, proving to be key element in Giants' 2nd half offensive surge...led N.L. in leadoff on-base percentage for season, reaching at .442 clip (99-for-224)...as leadoff hitter (48 of his 58 starts), batted .356 (68-for-191) with 18 2Bs, 3B, 3 HRs, 26 RBI, 33 runs, 30 BBs and 9 SBs...batted .371 (73-for-197) with 18 2Bs, 3B, 2 HRs and 28 RBI in his last 66 games, hitting safely in 44 of 66 contests (beginning July 2)...assumed leadoff role July 31, hitting safely in 31 of 37 starts following deal that sent Darryl Hamilton to Rockies...was 57-for-153 (.373) with 16 2Bs, 3B, 2 HRs, 26 runs, 20 RBI over those 37 outings, with Giants winning 22 contests...clubbed his 2nd career leadoff home run Sept. 8 in San Diego, giving SF 1-0 lead with clout off Andy Ashby...became 1st Giant to accomplish feat since he did it July 11, 1996 at LA...finished evening 4-for-4, marking 5th career 4-hit game...prior to trade deadline deal, made just 17 starts in SF's initial 108 games while being used mostly as pinch hitter...finished year 12-for-44 (.273) with 7 RBI as PH...**1997**...made 1st appearance on Opening Day roster, remaining with club most of year except pair of brief stints at triple-A Phoenix (June 24-30 and Aug. 11-24) as club opted to carry extra pitchers...served as pinch-hitter in 49 of 83 games with SF, going 15-for-44 (.341) with 4 walks, HBP and 6 RBI in PH role...made 11 starts with SF (4 in CF, 6 in RF and 1 at DH), going 9-for-45 (.200) with 7 runs, HR, 2 RBI and 5 walks as starter...was only Giant batter to reach base safely June 10 vs. Florida, being hit by pitch with 2 outs in 8th inning to break up Kevin Brown's bid for perfection...during time at Phoenix, hit .333 (20-for-64) with 5 RBI in 17 games...**1996**...spent

most of season at Major League level, finishing 2nd on club in games played (135) to Barry Bonds (158)...made 118 starts (97 in CF and 21 in RF)...also finished 2nd on Giants in runs scored (89), steals (25) and walks (59)...ranked 3rd with 121 hits behind Bonds (159) and Matt Williams (122)...finished 3rd in fielding among NL centerfielders, posting .989 mark (3 errors, 263 total chances) behind St. Louis' Ray Lankford (.997) and Atlanta's Marquis Grissom (.997)...was final cut coming out of Spring Training...optioned to Phoenix March 30...was recalled from triple-A following April 9 game in Houston...started 98 of SF's final 114 games (20 in RF, 78 in CF), stretch which began May 28 when Glenallen Hill was disabled...prior to recall, hit .389 (7-for-19) with 4 RBI in 4 games with triple-A Firebirds...following season, played for Magallanes of Venezuelan Winter League...hit .313 with 9 2Bs, 2 HRs, 24 RBI and 12 SBs in 38 contests...**1995**...had contract purchased from Phoenix Sept. 5, marking 1st appearance in ML uniform...made 1st 6 ML starts in final week of season, hitting safely in each (11-for-29, .379), while batting leadoff and playing CF...moved into lineup after Deion Sanders left club to have arthroscopic surgery on his left ankle...drilled 1st ML HR Sept. 29 at Colorado off Mike Munoz to cap 5-run 9th in SF's 10-7 come-from-behind victory...collected 1st ML hit Sept. 11 at St. Louis off Mark Petkovsek as pinch hitter...made ML debut Sept. 5 vs. Montreal, grounding out as pinch-hitter in 8th off Greg Harris...prior to his recall, had spent entire season at Phoenix...finished with .306 batting average, 6 home runs, 10 stolen bases and 32 RBI in 111 games for Firebirds...**1994**...posted .315 mark during 1st campaign at double-A level with Shreveport...bypassed San Jose, making jump from single-A Clinton...**1993**...spent 1st full professional season with Clinton and helped guide club to Midwest League Championship Series...finished 2nd on team with .301 mark...his average was good enough for 5th on circuit...scored 84 runs to pace Clinton, tying for 3rd in the league...his career-high 42 stolen bases were 5th highest total in SF organization...**1992**...opened professional career at short-season Everett...

A GIANT IN THE COMMUNITY...has served as spokesman for Giants/CARECEN Health Fair in San Francisco's Mission District, which reaches 300-500 Latino youth and adults with dental, blood pressure, glucose and bone marrow screenings and several other health related topics and information at their fair, since 1999...continues support of CARECEN by donating money that he receives for autographs, by sending notes to fans seeking autographs to donate \$5 to group in exchange for his signature...also participates in Organ Donor Awareness Days at Pacific Bell Park with Mark and Lori Gardner...taped public service announcement for American Red Cross Disaster Relief in 2001...was honored with "Giving Heart" Award by American Heart Association in June, 1998 for his community service both in Bay Area and Nicaragua as well as his can-do attitude on baseball field...has spearheaded baseball equipment drive in Bay Area to assist youngsters in his Nicaraguan homeland...makes appearances on behalf of several other organizations, including Silver Tree Day Camp and Hispanic Chamber of Commerce...lends his time to San Francisco Unified School District, Roberto Clemente League, Latino Parents Association and San Mateo Barrios Unidos...visited James Lick Middle School in San Francisco in 1997 to address Spanish language program...also assists with Giants' Kids, Rewards Clubs activities and Care-A-Van...

PERSONAL...graduated from Bell (CA) High School in 1988...had his uniform number (#9) retired at Bell in December, 1999...attended L.A. Harbor (Wilmington, CA) Junior College and Lewis & Clark (Lewiston, ID) State College...was All-State at L.A. Harbor and All-America at Lewis & Clark...Lewis & Clark retired his #16 jersey in November, 1999...moved to United States from Nicaragua when he was 12...married (Allison Burk, Sept. 18, 1993)...has son (Isaac, Jan. 2, 1996) and daughter (Haley Marie, Sept. 17, 1998)...

MARVIN LARRY BENARD

Year	Club	AVG	G	AB	R	H	2B	3B	HR	RBI	SH	SF	HP	BB	SO	SB	CS	E
1992	Everett	.236	64	161	31	38	10	2	1	17	1	0	6	24	39	17	3	3
1993	Clinton	.301	112	349	84	105	14	2	5	50	2	0	4	56	66	42	10	5
1994	Shreveport	.315	125	454	66	143	32	3	4	48	7	4	4	31	58	24	13	12
1995	Phoenix	.304	111	378	70	115	14	6	6	32	5	3	5	50	66	10	13	8
	San Francisco	.382	13	34	5	13	2	0	1	4	0	0	0	1	7	1	0	0
1996	Phoenix	.368	4	19	2	7	0	0	0	4	0	0	0	2	2	0	0	0
	San Francisco	.248	135	488	89	121	17	4	5	27	6	1	4	59	84	25	11	5
1997	San Francisco	.228	84	114	13	26	4	0	1	13	0	1	2	13	29	3	1	1
	Phoenix	.333	17	60	14	20	5	0	0	5	0	0	1	11	9	4	3	1
1998	San Francisco	.324	121	286	41	92	21	1	3	36	4	1	2	34	39	11	4	2
1999	San Francisco	.290	149	562	100	163	36	5	16	64	1	1	6	55	97	27	14	4
2000	San Francisco	.263	149	560	102	147	27	6	12	55	2	2	6	63	97	22	7	1
2001	San Francisco	.265	129	392	70	104	19	2	15	44	1	3	4	29	66	10	5	6
2002	San Francisco	.276	65	123	16	34	9	2	1	13	0	0	1	7	26	5	1	0
Minor Totals		.300	429	1402	265	421	75	13	16	152	15	7	20	172	238	107	42	29
M.L. Totals		.274	845	2559	436	700	135	20	54	256	14	9	25	261	445	84	43	19

DIVISION SERIES RECORD

Year	Club	AVG	G	AB	R	H	2B	3B	HR	RBI	SH	SF	HP	BB	SO	SB	CS	E
1997	SF vs. FLA	.000	2	2	0	0	0	0	0	0	0	0	0	0	1	0	0	0
2000	SF vs. NY	.071	4	14	0	1	0	0	0	1	1	0	0	1	7	0	0	0
LDS Totals		.063	6	16	0	1	0	0	0	1	1	0	0	1	8	0	0	0

BENARD VS. MAJOR LEAGUE TEAMS

2002					NL					CAREER					2002					AL					CAREER					
AVG	AB	H	HR	RBI	AVG	AB	H	HR	RBI	AVG	AB	H	HR	RBI	AVG	AB	H	HR	RBI	AVG	AB	H	HR	RBI	AVG	AB	H	HR	RBI	
.188	16	3	0	2	Arizona	.270	163	44	4	21	—	—	—	—	Anaheim	.290	31	9	1	3	—	—	—	—	—	—	—	—		
.143	7	1	0	1	Atlanta	.190	142	27	1	10	.444	9	4	0	0	Baltimore	.444	9	4	0	0	—	—	—	—	—	—	—	—	
.167	6	1	0	0	Chicago	.263	167	44	2	14	—	—	—	—	Boston	—	—	—	—	—	—	—	—	—	—	—	—	—		
.375	8	3	0	1	Cincinnati	.255	137	35	3	14	—	—	—	—	Chicago	—	—	—	—	—	—	—	—	—	—	—	—	—		
.200	5	1	0	1	Colorado	.333	240	80	5	30	—	—	—	—	Cleveland	—	—	—	—	—	—	—	—	—	—	—	—	—		
.000	2	0	0	0	Florida	.268	153	41	3	12	—	—	—	—	Detroit	—	—	—	—	—	—	—	—	—	—	—	—	—		
.200	5	1	0	1	Houston	.314	156	49	4	15	—	—	—	—	Kansas City	—	—	—	—	—	—	—	—	—	—	—	—	—		
.125	8	1	0	0	Los Angeles	.244	221	54	10	21	—	—	—	—	Minnesota	—	—	—	—	—	—	—	—	—	—	—	—	—		
.333	3	1	0	0	Milwaukee	.167	84	14	1	6	.250	4	1	0	0	New York	.250	4	1	0	0	—	—	—	—	—	—	—	—	
1.000	1	1	0	0	Montreal	.260	150	39	2	13	.000	8	0	0	0	Oakland	.188	64	12	0	6	—	—	—	—	—	—	—	—	
.250	4	1	0	0	New York	.307	140	43	4	13	—	—	—	—	Seattle	.280	25	7	1	3	—	—	—	—	—	—	—	—	—	
.000	5	0	0	0	Philadelphia	.338	130	44	0	14	.667	6	4	0	1	Tampa Bay	.667	6	4	0	1	—	—	—	—	—	—	—	—	—
—	—	—	—	—	Pittsburgh	.268	127	34	2	8	—	—	—	—	Texas	.167	30	5	1	3	—	—	—	—	—	—	—	—	—	
—	—	—	—	—	St. Louis	.268	138	37	1	13	.500	8	4	0	0	Toronto	.500	8	4	0	0	—	—	—	—	—	—	—	—	—
.389	18	7	1	6	San Diego	.295	234	69	9	36	.371	35	13	0	1	Interleague	.260	177	46	3	16	—	—	—	—	—	—	—	—	—
—	—	—	—	—	San Francisco	—	—	—	—	—	—	—	—	—	—	—	—	—	—	—	—	—	—	—	—	—	—	—	—	—

BENARD'S CAREER IN BALLPARKS

	AVG	AB	H	HR	RBI		AVG	AB	H	HR	RBI
at Bank One	.349	86	30	4	15	at Edison	.250	20	5	1	3
Turner	.262	61	16	1	6	Camden	—	—	—	—	—
Wrigley	.241	83	20	1	4	Fenway	—	—	—	—	—
Cinergy	.247	73	18	1	8	Comiskey	—	—	—	—	—
Coors	.333	129	43	4	16	Jacobs	—	—	—	—	—
Pro Player	.275	80	22	1	8	Comerica	—	—	—	—	—
Minute Maid	.432	44	19	3	8	Kauffman	—	—	—	—	—
Dodger	.216	111	24	6	12	Metrodome	—	—	—	—	—
Miller	.125	8	1	0	1	Yankee	.250	4	1	0	0
Olympic	.274	73	20	1	4	Net. Assoc.	.162	37	6	0	3
Shea	.269	78	21	2	6	SAFECO	.000	7	0	0	0
Veterans	.400	60	24	0	8	Tropicana	—	—	—	—	—
PNC	.182	11	2	1	2	Ballpark	.200	15	3	0	1
Busch	.291	79	23	0	8	SkyDome	.500	8	4	0	0
Qualcomm	.286	112	32	5	17						
Pacific Bell	.258	534	138	9	50						

BENARD BY MONTH

	2002					CAREER				
	AVG	AB	H	HR	RBI	AVG	AB	H	HR	RBI
In										
March/April	.219	32	7	0	3	.254	398	101	4	33
May	.250	36	9	0	4	.241	407	98	4	34
June	.383	47	18	1	6	.289	402	116	7	42
July	.000	1	0	0	0	.273	388	106	16	45
August	—	—	—	—	—	.295	464	137	11	54
Sept./Oct.	.000	7	0	0	0	.284	500	142	12	45
Before ASB	.293	116	34	1	13	.263	1319	347	21	126
After ASB	.000	7	0	0	0	.285	1240	353	33	130

BENARD'S STATISTICAL BREAKDOWN

	2002					CAREER				
	AVG	AB	H	HR	RBI	AVG	AB	H	HR	RBI
Home	.254	63	16	0	5	.268	1271	340	22	116
Road	.300	60	18	1	8	.280	1288	360	32	140
Day	.291	55	16	0	6	.272	1125	306	19	110
Night	.265	68	18	1	7	.275	1434	394	35	146
Grass	.254	114	29	1	13	.269	2280	613	52	231
Turf	.556	9	5	0	0	.312	279	87	2	25
vs. LHP	.389	18	7	0	2	.264	402	106	6	34
vs. RHP	.257	105	27	1	11	.275	2157	594	48	222
RISP	.243	37	9	1	11	.271	565	153	11	191
Bases Loaded	.200	5	1	0	2	.259	58	15	1	36
as Pinch Hitter	.188	32	6	0	3	.267	180	48	3	28
as DH	—	—	—	—	—	.000	8	0	0	0

BENARD'S CAREER FIELDING

Position	PCT.	G	PO	A	E	TC	DP	PB
Outfield	.985	684	1373	34	21	1428	5	—

CAREER TRANSACTIONS

- Selected by Philadelphia in 20th round of June, 1990 draft.
- Selected by San Francisco in 50th round of June, 1992 draft. Signed by John Shafer.
- Placed on 15-day Disabled List July 3-Aug. 31, 2002 with torn cartilage in left knee.

Career Highs

- **Most Hits:** 5 (twice), last: July 28, 2001 at Arizona
- **Most RBI:** 5, June 19, 1999 vs. Chicago
- **Most Home Runs:** 2, Aug. 2, 1999 at Arizona
- **Career Grand Slams:** 1, May 8, 2001 vs. Montreal (off Anthony Telford)
- **Longest Hitting Streak:** 12 games, July 31 - Aug. 14, 1999

Barry Bonds

LEFT FIELDER



Birthdate: July 24, 1964

2003 Opening Day Age: 38

Birthplace: Riverside, California

Resides: San Carlos, California

Bats: Left **Throws:** Left **Height:** 6-2 **Weight:** 228

M.L. Service: 16 years, 129 days

How Obtained: Signed as a free agent, Dec. 8, 1992.

Contract Status: Signed through 2006 (signed 5-year contract prior to 2002 season)

CAREER...is 4th member of exclusive 600 Home Run club, joining Hall of Famers Hank Aaron, Babe Ruth and Willie Mays, with 613 career clouts...has won unprecedented 5 National League Most Valuable Player Awards (1990, '92, '93, '01 and '02), with no other player winning more than 3...single season Home Run King added 1st career batting title in 2002, posting .370 mark to become only 4th Giant to lead league in hitting (Larry Doyle, 1915, .320; Bill Terry, 1930, .401 and Mays, 1954, .345)...also set single-season on-base pct. record in 2002, logging .582 mark to break Ted Williams' 1941 record of .551...posted historic 2001 campaign in which he broke 5 ML records, including single-season HR mark, hitting 73 clouts to break Mark McGwire's standard of 70 in 1998...signed 5-year contract with Giants Jan. 14, 2002, thus insuring future Hall of Famer will close his career in Giants uniform...also signed 10-year personal services contract with club that kicks in at conclusion of current player contract...11-time All-Star and 8-time Rawlings Gold Glove winner was named Player of Decade for 1990s by *The Sporting News*...owns NL record for consecutive seasons with 30-or-more HR, accomplishing feat 11 times...Jimmie Foxx owns ML mark, reaching 30-HR plateau 12

straight years (1929-40)...shares NL record for most 100-RBI seasons with Hank Aaron, registering his 11th in 2002...Ruth, Foxx and Lou Gehrig hold ML standard with 13...is only member of 400-400 club (HRs-SBs), having also stolen 493 bags in career (37th on All-time ML list)...only 3 other players have even reached 300-300 barrier: Willie Mays (660 HRs, 338 SBs), Andre Dawson (436 HRs, 314 SBs) and his father Bobby Bonds (332 HRs, 461 SBs)...has hit 40-or-more HRs in 6 different seasons, all with Giants (1993 - 46, 1996 - 42, 1997 - 40, 2000 - 49, 2001 - 73 and 2002 - 46)...became 1st player in franchise history to hit 40 or more clouts in 3-straight seasons with his 46-homer output in 2002...campaign also marked just 20th time Giant has hit 40 or more homers in year, with only Mays accomplishing feat more than 4 times (also 6 seasons)...became only 2nd member of 40-40 club and only National Leaguer to accomplish feat after clubbing 42 home runs and stealing 40 bases in 1996...Oakland's Jose Canseco in 1988 and Seattle's Alex Rodriguez in 1998 are only other members of club...with 40 HR and 37 stolen bases in 1997, became 1st player in Major League history to compile at least 40 home runs and 30 stolen bases in 2 different seasons...has reached 30-30 plateau 5 times in career (1990, '92, '95, '96 and '97), joining his father Bobby

Career Home Run Leaders

Player	HRs
1. Hank Aaron	755
2. Babe Ruth	714
3. Willie Mays	660
4. Barry Bonds*	613
5. Frank Robinson	586
6. Mark McGwire	583
7. Harmon Killebrew	573
8. Reggie Jackson	563
9. Mike Schmidt	548
10. Mickey Mantle	536
11. Jimmie Foxx	534
12. Willie McCovey	521
Ted Williams	521
14. Ernie Banks	512
Eddie Mathews	512
16. Mel Ott	511
17. Eddie Murray	504

*active players
Giants in bold

(1969, '73, '75, '77 and '78) as only 5-time 30-30 men in ML history...only 6 other ML players have accomplished feat more than once: Mays, Howard Johnson, Sammy Sosa, Ron Gant, Jeff Bagwell and Raul Mondesi (all twice)...has hit 20-or-more HRs in season 15 times...ML record for 20-HR seasons is 20 by Aaron...Barry and his

father, Bobby (332 HRs), represent the ultimate show of power and speed in father-son pair, holding ML mark for HRs by father-son combo with 945...pair also holds same distinction for stolen bases with 954 thefts combined (Bobby 461, Barry 493)...with combined 2,676 RBI, Barry (1,652) and Bobby (1,024) are also tops for father-son runs driven in...holds Major League record with 423 intentional walks on career, surpassing home run king Hank Aaron (293) in 1999...has 61 multi-homer games to rank 5th in category on all-time list...only players with more multi-HR efforts are Ruth (72), McGwire (67), Mays (63) and Aaron (62)...has reached base safely in 177 of his last 184 games (96.2%) dating back to 2001...included was 58-game streak in which he reached base safely in each contest from Aug. 15, 2001-April 20, 2002...for his career, has played for playoff contending teams in 9 of his 17 seasons...during regular season in Sept. and Oct. of those 9 years, has hit combined .332 (266-for-801) with 77 HRs and 200 RBI...has played 1,429 contests in Giants uniform, which is 4th most on SF games list...he trails only Willie McCovey (2,256), Willie Mays (2,095) and Jim Davenport (1,501) in SF annals...was 1 of only 2 players in majors to hit at least 20 homers in each year during 1990s, matching former Giant Matt Williams...collected 2,000th hit in 1999, becoming just 210th player in ML history and 47th to have worn Giants uniform to reach milestone...is only 25th player in ML history to amass 2,000 hits and 400 home runs in career...has homered in 28 big league parks, marking each ML park he has played in (during regular season)...in fan balloting during 1999 season, was named left fielder on San Francisco Giants All-Time team...was also named left fielder on 1990s All-Decade team in balloting among local media...was originally drafted by SF in 2nd round of 1982 draft, but elected to attend Arizona State...

40-40 Seasons					
Player	Team	Year	G	SB	HR
Jose Canseco	OAK	1988	158	40	42
Barry Bonds	SF	1996	158	40	42
Alex Rodriguez	SEA	1998	161	42	46

MVPs...has won unprecedented 5 National League Most Valuable Player Awards (1990, '92, '93, '01 and '02), with no player winning more than 3...is 1 of only 6 athletes in 4 major professional sports (baseball, basketball, football and hockey) to win 5 MVP Awards, joining NBA's Kareem Abdul-Jabbar (6), Michael Jordan (5) and Bill Russell (5) as well as NHL's Wayne Gretzky (9) and Gordie Howe (6)...was unanimous choice in 2002, as he was listed 1st on all 32 ballots submitted to score perfect 448 points...is 1st player in MLB history to win consecutive MVPs 2 different times in his career (1992-93 and 2001-02)...is already 5th National Leaguer and 11th player overall to win MVP awards in successive seasons (previous player: Frank Thomas in 1993-94)...is 1st Giants player to win award 3 times, as Carl Hubbell (1933 and '36) and Willie Mays (1954 and '65) are only players in franchise history to garner MVP twice...with 2002 award, became 2nd oldest MVP at age 38...only Willie Stargell was older, winning as 39-year-old in 1979...seized his place in ML record book in 1993 by becoming 1st player ever to win league Most Valuable Player Award (BBWAA) for 3rd time in 4 seasons when he garnered 24 1st-place votes and 372 points en route to NL trophy...joined Jimmie Foxx ('32, '33 and '38), Joe DiMaggio ('39, '41 and '47), Stan Musial ('43, '46 and '48), Roy Campanella ('51, '53 and '55), Yogi Berra ('51, '54 and '55), Mickey Mantle ('56, '57 and '62) and Mike Schmidt ('80, '81 and '86) as 1 of only 8 players in baseball history to win MVP award 3 times...previously named MVP with Pittsburgh in 1990 and 1992, barely losing out to Terry Pendleton in '91 (274-259)...if 2 voters had reversed their votes for 1st and 2nd that year, Bonds would have won 4 awards in a row...

PLAYER OF 1990s...was named Player of Decade for 1990s by *The Sporting News*...hit .302 (1,478-for-4,894) with 1,091 runs scored, 299 2Bs, 42 3Bs, 361 HRs, 1,076 RBI and 343 stolen bases in 1,434 games during 1990s...past Player of Decade winners include: Stan Musial (1946-55), Ted Williams (1950-59), Willie Mays (1960-69), Pete Rose (1970-79) and Mike Schmidt (1980-89)...was only player in either league to receive MVP points in each year during 1990s...finished 3rd in decade for HRs, behind Mark McGwire (405) and Ken Griffey, Jr. (382)...also logged 3rd highest RBI total in 1990s, trailing only Albert Belle (1,099) and Griffey, Jr. (1,091)...won 8 Gold Gloves in left field...only Griffey, Jr. (10) and Greg Maddux (10) had more, at any position...

2002 SEASON...authored 5th MVP campaign, winning 1st batting title (.370) while establishing ML single-season records for on-base pct. (.582), walks (198) and intentional walks (68)...perhaps, more importantly, led Giants to National League pennant and his 1st World Series appear-

3 Or More MVPs

Player	Years
Barry Bonds	1990, '92, '93, 2001 and '02
Jimmie Foxx	1943, '46 and '48
Joe DiMaggio	1939, '41 and '47
Stan Musial	1943, '46 and '48
Roy Campanella	1951, '53 and '55
Yogi Berra	1951, '54 and '55
Mickey Mantle	1956, '57 and '62
Mike Schmidt	1980, '81 and '86

Anaheim to become just 2nd player in ML history to accomplish feat (NYY's Hank Bauer in 1958)...became just 26th player to homer in 1st World Series at-bat when he drilled 2nd inning shot (off Jarrod Washburn) in Game 1 vs. Angels...13 walks in World Series also established new record, as Babe Ruth (1926) and Gene Tenace (1973) shared previous mark with 11 free passes each...was catalyst in deciding Game 5 of NLDS vs. Atlanta, finishing 2-for-3 with 2 runs, solo HR (off Kevin Millwood) and walk in SF's 3-1 triumph...led majors in hitting with .370 mark, outdistancing BOS's Manny Ramirez (.349), KC's Mark Sweeney (.340) and COL's Larry Walker (.338)...no SF Giant had ever won batting crown (with last Giant being Willie Mays in 1954 with NY club)...previous on-base pct. mark of .551 was established by Ted Williams in 1941...eclipsed own season walk record of 177, which he established in 2001...shattered Willie McCovey's intentional free pass mark of 45, which was set in 1969...also captured 10th Silver Slugger and 2nd Hank Aaron awards...finished 2nd in NL with 46 home runs (3 back of CHI's Sammy Sosa) and marked his 11th consecutive season with 30 HRs to extend his league record...had nearly as many home runs (46) as he did strikeouts (47)...last player to have more HRs (minimum of 10) than Ks in season was KC's George Brett in 1980 (24 HRs, 22 strikeouts)...other offensive departments he ranked among NL leaders were: runs (117 - 3rd), RBI (110 - T6th), slugging pct. (.799 - 1st), extra-base hits (79 - T3rd), RBI-ratio (1 every 3.7 at-bats - 1st) and HR-ratio (1 every 8.8 at-bats - 1st)...was issued at least 1 walk in each of his last 18 games (34 walks total during span which began Sept. 9), which set NL record (former senior circuit mark of 16 straight games with walk was established by STL's Jack Clark in 1987 and ATL's Chipper Jones in 1999)...ML standard is 22 straight contests with walk set by DET's Roy Cullenbine in 1947...was walked career-high 5 times Sept. 12 in SD (1 intentional), falling 1 shy of ML record for most free passes received in extra-inning game (set by CLE's Andre Thornton May 2, 1984 and HOU's Jeff Bagwell Aug. 20, 1999)...suffered strained right hamstring July 19 in LA, chasing drive in gap in 11th inning...slugged 600th career home run Aug. 9 vs. Pirates, solo clout to centerfield off Kip Wells in 6th inning (estimated 421 feet)...with monumental homer, became only 4th player in ML history to reach 600-homer plateau, joining Hall-of-Famers Hank Aaron (756), Babe Ruth (714) and Willie Mays (660)...was named as NL Player of Month for August, marking his 10th player of month award

Most Multi-Homer Games In ML History

Player	No.
1. Babe Ruth	72
2. Mark McGwire.....	67
3. Willie Mays.....	63
4. Hank Aaron.....	62
5. Barry Bonds*	61
6. Sammy Sosa*.....	58
7. Jimmie Foxx.....	55
8. Frank Robinson.....	54
9. Eddie Mathews.....	49
Mel Ott.....	49

*-active players

in career...since award was established in 1958, no other player has won more than 6 times...in August, hit .447 (34-for-76) with 24 runs, 6 2Bs, 11 HRs, 25 RBI, 37 walks (11 int.), 1 stolen base, .961 slugging pct. and 621 on-base pct...slugged 43rd clout of year Sept. 9 vs. Dodgers (off Odalis Perez), blast that went estimated 491 feet to straight-away centerfield at Pacific Bell Park...clout was longest recorded at new Giants' home and 2nd longest of his career (earlier in campaign blasted 492-foot clout in Denver)...produced his 4th 3-homer game of career and 24th 4-hit game Aug. 27 in Denver, finishing 4-for-4 with 2B, 3 HRs, 3 RBI, walk and 4 runs...marked 2nd 3-homer game at Coors Field, also accomplishing feat Sept. 9, 2001...was voted

NL starter in All-Star Game for 9th time in career, finishing 2nd in senior circuit voting to Sammy Sosa...was his 11th overall Mid-Summer Classic and drilled 2nd All-Star HR (off Toronto's Roy Halladay)...clubbed 589th career homer June 12 in Toronto (in 9th inning off Cliff Politte), marking 28th Major League ballpark he has hit roundtripper in during regular season...his 588th career blast June 8 was his 1st-ever at Yankee Stadium, 3-run shot in 1st off Ted Lilly that landed half-way up 2nd deck in right field...drilled 11th career grand slam June 5 at San Diego, shot off Dennis Tankersley that traveled estimated 482 feet...drilled 400th HR as Giant May 4 off CIN's Jimmy Haynes, which makes him only 4th player in franchise history to accomplish feat...others are Mays (646), Mel Ott (511) and McCovey (469)...became just 7th Giant to start at least 10 season openers with club, joining Mays (19 openers), Ott (18), McCovey (15), Robby Thompson (11), Bill Terry (10) and Juan Marichal (10)...became just 5th player to start at least 10 consecutive openers for Giants, joining Mays (19, 1954-72), Ott (18, 1929-46) and McCovey (11, 1963-73)...started season with bang, becoming just 25th player in ML history to hit 2 home runs on Opening Day (April 2 at LA)...MIN's Jacque Jones was 24th with 2 clouts April 1 at Kansas City...followed it by becoming just 2nd player in ML annals to have multi-homer games in each of his club's 1st 2 contests of season (also hitting 2 April 3 in LA)...Eddie Mathews accomplished feat in 1958 for Milwaukee Braves...was twice named NL Player of the Week, including opening week of season and week of May 13-19...participated in MLB-Japan All-Star Series following season, hitting .367 (11-for-30) with 6 runs, 2 2Bs, 5 HRs and 12 RBI in 8 games....

Top 5 Home Run Seasons of All Time

HRs	Player	Year
73	Barry Bonds	2001
70	Mark McGwire	1998
66	Sammy Sosa	1998
65	Mark McGwire	1999
63	Sammy Sosa	1999

2001...single-season home run king had one of greatest all-around campaigns in Major League history...season's work propelled him to unprecedented 4th MVP award...hit 73 home runs to break Mark McGwire's single season record of 70, which was established in 1998...led majors with 122 homers from 2000-01 (8 more than Sammy Sosa), marking most by left-handed hitter over consecutive seasons in ML history (former mark was held by Babe Ruth, 114 in 1927-28)...joined Jeff Kent (2000) to become 1st NL teammates to win successive MVP awards since Pittsburgh's Dave Parker and Willie Stargell (co-MVP) in 1978-79...was named recipient of NL Hank Aaron Award, which recognizes best overall hitter in league...was tabbed ML Player of Year by *Associated Press*, *The Sporting News*, *Baseball America* and *Baseball Digest* as well as also earning 9th Silver Slugger Award...of his 73 roundtrippers, 47 either gave SF lead (24), tied game (7), extended 1-run lead (10) or brought club within 1 run of lead (6)...with 36 HRs on road, broke ML record for road HRs in season of 32, which was shared by Babe Ruth (1927) and Mark McGwire (1998)...set 5 new ML single-season marks in 2001 with 73 home runs, 177 walks, .863 slugging pct., .1534 home run pct. (HR per 100 at-bats) and 6.52 home run ratio (HR per at-bat)...with 177 walks, eclipsed Babe Ruth's 1923 total of 170...his .863 slugging pct. outdistanced Ruth's .847 mark from 1920...15.34 home run pct. bypassed Mark McGwire's 13.75 figure, established in 1998...with HR every 6.52 at-bats in 2001, Bonds set new mark, besting McGwire's 7.27 rate from 1998...his .515 on-base pct. was 8th best in Major League history, and best in NL during modern era...posted 107 extra-base hits for 3rd highest total in history, tying Chuck Klein's NL mark set in 1930 for Philadelphia...Babe Ruth owns ML record with 119 in 1921, followed by Lou Gehrig (117, 1927) and Klein...in addition to record-breaking performances, also paced big leagues with 107 extra-base hits and .515 on-base pct., while ranking 4th in NL for RBI (137)...with 137 RBI, had most by Giant since Willie Mays drove in 141 in 1962...136 runs driven in as left fielder established franchise record for most RBI by left fielder, breaking Irish Bob Muesel's standard (132) established in 1922...drilled 73rd clout off LA's Dennis Springer, solo blast in 1st inning of season finale Oct. 7 at Pac Bell Park...established himself as most prolific single-season home run hitter in ML history with his 71st and 72nd homers Oct. 5 vs. Dodgers, drilling solo clouts in 1st and 3rd innings (both off Chan Ho Park)...his blasts travelled 424 and 407 feet, respectively...his 2-homer effort Oct. 5 vs. LA marked 56th multi-homer game of career (10th of 2001), moving him past Jimmie Foxx (55) for sole possession of 5th place on all-time ML list...hammered his 70th homer Oct. 4 in 9th inning at Houston (off Wilfredo Rodriguez), historic blast that tied him with Mark McGwire (1998) for previous home run record...had record breaking evening Oct. 3 at Enron Field, passing Babe Ruth (170 in 1923) to establish ML walk record for season...posted his 3rd career (2nd of year) 3-homer game Sept. 9 at Colorado, increasing his league-leading total to 63 on season...previous 3-homer game came May 19 at Atlanta...became just 5th

player in ML history to reach 60-homer plateau with solo clout in 2nd inning Sept. 6 off AZ's Albie Lopez at Pac Bell Park...only other players to hit 60 homers in year were McGwire (70 in 1998 and 65 in '99), Sammy Sosa (66 in '98, 64 in 2001 and 63 in '99), Roger Maris (61 in '61) and Ruth (60 in '27)...became oldest player in ML history to reach 50-homer plateau with blast Aug. 11 at Chicago (off Joe Borowski), as he was 37 years and 18 days...became just 3rd Giant to reach 50 homers, joining Willie Mays (twice, 51 in 1955 and 52 in '65) and Johnny Mize (51 in 1947)...had greatest 1st half power numbers in Major League history, blasting record 39 homers before break...old mark of 37 clouts was established by Reggie Jackson in 1969 and Mark McGwire in '98...connected for 39th HR of campaign June 23 at St. Louis, 2-run shot off Darryl Kile in 1st...was NL's leading vote-getter for All-Star Game...marked 10th time on squad, including 8th time as elected starter...by receiving 2,140,315 votes (2nd in majors to SEA's Ichiro Suzuki), marked 3rd time he led NL balloting (also in 1993 and '95)...hit 500th career homer April 17 vs. LA, 2-run game-winning shot in 8th inning (off Terry Adams) which landed in McCovey Cove to give SF 3-2 win...slugged pair of HRs May 29th against Arizona to pass both Ted Williams and Giants Hall of Famer Willie McCovey (both 521) for 11th on list (522)...established career-high with 15-game hitting streak May 11-27, hitting .440 (22-for-50) with 18 runs scored, 5 2Bs, 12 HRs and 20 RBI...homered in 6-straight games May 17-22, marking 2nd time accomplished feat on year (also April 12-18) and left him just 2 games shy of ML record...only PIT's Dale Long (1956), NYY's Don Mattingly (1987) and SEA's Ken Griffey, Jr. (1993) have had longer homer streaks (8)...during stretch, established NL record with 9 home runs over 6 consecutive games (home-rung in each game)...previous record was 7 home runs by George Kelly (1924 Giants), Walker Cooper (1947 Giants) and Willie Mays (1955 Giants)...WAS's Frank Howard with 10 HRs over 6 games in 1968 holds ML mark...was named NL Player of Month for May, marking 8th such honor...clubbed 17 homers in May to set new ML record for that month, passing 15 hit by NYY's Mickey Mantle in 1956 and STL's Mark McGwire in 1998...17 roundtrippers also tied ML mark for most by left-handed hitter in any month (NYY's Babe Ruth, September, 1927)...also matched Mays (Aug. 1965) for franchise record for roundtrippers in any month...was also named NL Player of Week for his efforts May 15-20, finishing 6-game stretch 10-for-21 (.476) with 2 2Bs, 7 HRs, 9 RBI, 8 runs, 5 walks and 1.571 slugging pct...slugged combined 5 home runs in 2 games May 19 & 20 in Atlanta to become just 23rd player to accomplish feat in ML history...delivered his 2nd career 3-homer game May 19 at Atlanta, matching feat earlier accomplished Aug. 2, 1994 vs. Cincinnati...finished evening 4-for-5 with 2B, also matching career-best for hits in contest (23rd time, 1st in 2001)...**2000**...finished 2nd in MVP voting to teammate Jeff Kent...earned Silver Slugger while being named to both *Associated Press* and *Baseball America's* All-Star Teams...slugged then-career-high 49 HRs, surpassing previous best of 46 hit during MVP campaign of 1993...ranked 2nd in NL for homers (1 back of CHL's Sammy Sosa), 2nd in slugging pct. (.688), 1st in walks (117), tied for 3rd in runs (129), 2nd in on-base pct. (.440), 10th in total bases (330) and tied for 6th in extra base hits (81)...slugged 49th HR Sept. 28 at LA, giving him 494 career clouts and moving past Lou Gehrig (493) for sole possession of 17th place

***The Sporting News'* Players of the Decade**

Stan Musial.....	1946-55
Ted Williams	1950-59
Willie Mays.....	1960-69
Pete Rose.....	1970-79
Mike Schmidt	1980-89
Barry Bonds.....	1990-99

Giants Scoring 125 Runs

Runs	Player	Year
147	Mike Tiernan	1889
139	Bill Terry	1930
138	Mel Ott	1929
137	Johnny Mize	1947
136	George Van Haltren	1896
134	Bobby Bonds	1970
132	George Gore	1889
132	Mike Tiernan	1890
132	Mike Tiernan	1896
131	Rogers Hornsby	1927
131	Bobby Bonds	1973
130	Willie Mays	1962
129	George Van Haltren	1898
129	Willie Mays	1961
129	Barry Bonds	1993
129	Barry Bonds	2000
129	Barry Bonds	2001
127	Mike Tiernan	1895
127	Fred Lindstrom	1930
126	Alvin Dark	1953
125	Willie Mays	1959

Bonds' Milestones in Reach

Games

- 17 for 50th on all-time list (Ted Simmons, 2,456)
- 61 for 2,500
- 64 for 40th on all-time list (Babe Ruth, 2,503)
- 71 for 1,500 as Giant
- 72 for 3rd on SF list/7th on franchise list (Davenport, 1,501)
- 110 for 35th on all-time list (Paul Waner, 2,549)

At-Bats

- 165 for 8,500
- 202 for 80th on all-time list (Eddie Mathews, 8,537)
- 249 for 5,000 as Giant
- 396 for 70th on all-time list (Mickey Vernon, 8,731)
- 500 for 65th on all-time list (Steve Garvey, 8,835)

Runs

- 29 for 10th on all-time list (Mel Ott, 1,859)
- 51 for 9th on all-time list (Tris Speaker, 1,881)
- 58 for 8th on all-time list (Lou Gehrig, 1,888)
- 119 for 7th on all-time list (Stan Musial, 1,949)
- 154 for 3rd on franchise list (Tiernan, 1,312)
- 170 for 2,000

Hits

- 18 for 80th on all-time list (Roger Connor, 2,480)
- 22 for 1,500 as Giant
- 38 for 2,500
- 93 for 10th on franchise list (Lockman, 1,571)
- 112 for 70th on all-time list (Richie Ashburn, 2,574)
- 114 for 9th on franchise list (Van Haltren, 1,592)
- 137 for 8th on franchise list (J. Moore, 1,615)

Doubles

- 6 for 300 as Giant
- 14 for 2nd on SF list/4th on franchise list (McCovey, 308)

- 15 for 25th on all-time list (Al Oliver, 529)
- 26 for 20th on all-time list (Joe Medwick and Dave Winfield, 540)

Triples

- 2 for 4th on SF list (Herndon and Thompson, 39)
- 5 for 3rd on SF list (Bo. Bonds, 42)
- 10 for 2nd on SF list (McCovey, 45)

Home Runs

- 22 for 2nd on SF list (Mays, 459)
- 32 for 1st on SF list/3rd on franchise list (McCovey, 469)
- 47 for 3rd on all-time list (Willie Mays, 660)

RBI

- 43 for 15th on all-time list (Cal Ripken, Jr., 1,695)
- 50 for 14th on all-time list (Reggie Jackson, 1,702)

Walks

- 78 for 2,000
- 97 for 3rd on all-time list (Ted Williams, 2,019)
- 140 for 2nd on all-time list (Babe Ruth, 2,062)
- 189 for 1,500 as Giant

Extra Base Hits

- 54 for 3rd on franchise list (McCovey, 822)
- 123 for 4th on all-time list (Mays, 1,323)

Stolen Bases

- 2 for 35th on all-time list (Clyde Millan and Willie Keeler, 495)
- 7 for 500
- 11 for 33rd on all-time list (Paul Molitor and John Ward, 504)
- 13 for 31st on all-time list (Luis Aparicio and Fred Clarke, 506)
- 21 for 1st on SF list/5th on franchise list (Bo. Bonds, 263)

on All-Time home run list...was only Giant to homer into McCovey Cove behind right field wall at Pacific Bell Park, hitting water 6 times (including 1st-ever May 1 vs. Mets, off Rich Rodriguez)...was voted starter on National League All-Star team, marking 9th time he has been on squad (8th time as starter)...however, had to miss contest due to stress fracture in tip of right thumb...was named NL Player of Week for May 22-28, finishing stretch 11-for-22 with 5 2Bs, 3 HRs, 8 runs and 9 RBI...slugged his 11th HR May 1 vs. Mets, 3-run shot in 6th inning (off Rich Rodriguez) which gave SF 9-0 lead...ball landed in McCovey Cove, marking 1st Splash Hit at Giants new home...became 1st Giant to homer in regular season game at Pac Bell Park, hammering 3rd clout of year in April 11 opener vs. Dodgers...3rd inning solo blast to right-center field (off Chan Ho Park) gave SF 2-1 lead...stole 1st base of year April 8 in Atlanta, marking 461st of career and tying his father, Bobby, for 43rd place

on all-time ML list...surpassed his father with 2nd swipe April 19 at Cincinnati...hit .207 (6-for-29) with 3 2Bs, 3B and 3 RBI in 4 games of NLDS vs. Mets...was named MVP of MLB-Japanese All-Star Series following campaign, hitting .321 (9-for-28) with 2 2Bs, 4 HR and 9 RBI...**1999**...posted exceptional numbers despite playing with numerous injuries that limited him to career-low 102 games...suffered from left elbow injury, groin problem and knee inflammation...despite ailments, hit 34 home runs, marking 7th straight year and 8th overall he has reached 30-HR plateau...also marked 10th straight/ 12th overall with 20-or-more clouts...joined teammates Ellis Burks (31), J.T. Snow (24), Jeff Kent (23) and Rich Aurilia (22) as just 3rd 20-homer quintet in franchise history (also 1953 and 1963)...posted 83 RBI, marking just 2nd time in last 10 years that he did not reach century mark (with only other blemish being strike-shortened 1994 campaign when he finished with 81)...however, was 1 of 5 Giants to drive in at least 80 on year, marking 1st time in franchise history that 5 teammates have done so...was joined by Kent (101), Snow (98), Burks (96) and Aurilia (80) in record-setting quintet...collected 2,000th career base hit Sept. 11 vs. Atlanta (4th inning 2B off Tom

300-300 Club (Home Runs/Stolen Bases)

Player	HR	SB
Willie Mays	660	338
Barry Bonds	613	493
Andre Dawson	436	314
Bobby Bonds	332	461

Glavine)...had season-ending arthroscopic surgery on his right knee Oct. 1, 40-minute procedure performed by Dr. Ari Ting to repair medial cartilage and remove inflamed tissue...had 1st surgery of season April 20 (by Dr. Ting) to remove bone spur and repair damaged triceps tendon in left arm...was on DL April 18-June 8...missed majority of 1st half due to injury, as he was on Disabled List for only 2nd time in career after elbow surgery...prior to 1999, had played in 888 of 908 regular season games with Giants from 1993-98...missed 47 games while on DL, with SF going 25-22 during 52-day period...was activated from Disabled List prior to June 9 contest vs. Angels...was issued his 293rd career intentional walk June 27 vs. Los Angeles (by Chan Ho Park), matching Hank Aaron for most in Major League history...earlier in year surpassed Aaron for NL standard, as home run king was issued 289 while in NL...prior to stint on DL, was off to strong start as he ranked among NL leaders in average (.366-8th), HR (4-6th), RBI (12-3rd) and runs (11-5th)...made 7th straight Opening Day start for Giants April 5 at Cincinnati, finishing 0-for-3 with 2 walks and run scored...was issued 290th career intentional walk in contest (by Brett Tomko), establishing National League record...**1998**...produced another outstanding season, garnering his 8th All-Star selection, while hitting .303 with 37 HRs and 122 RBI...established career standard for doubles with 44, surpassing his 1993 total of 38...was selected NL Player of Week for Aug. 31-Sept. 6 after hitting .529 (9-for-17) with 7 runs scored, 2 2Bs, 2 HRs, 5 RBI...appeared in his 8th All-Star Game July 7 at Coors Field and clubbed his 1st career HR in Mid-Summer Classic...drilled 3-run, 451-foot bomb off Cleveland's Bartolo Colon...finished evening 1-for-2 with HR, 3 RBI and walk...made his 6th straight Opening Day start for Giants March 31 in Houston, marking most Opening Day starts by left fielder in SF history...Jeff Leonard is only other LFER to make as many as 5 opening assignments (1983-87) since team moved West...slugged 8th career grand slam April 26 vs. Milwaukee...received ultimate sign of respect May 28 vs. Arizona, being issued intentional walk with bases loaded...walk forced in run to make score 8-7 with 2 out in 9th, while D-Backs claimed victory as next hitter (Brent Mayne) lined out to end contest...sat out Aug. 14-16 series vs. Florida as he dropped appeal on 3-game suspension...was given suspension by N.L. office for charging mound (after being hit by pitch from Ricky Bottalico) in contest Aug. 2 in Philadelphia...**1997**...had yet

Top 5 Giants HR Seasons

HRs	Player	Year
73	Barry Bonds	2001
52	Willie Mays	1962
51	Willie Mays	1955
51	Johnny Mize	1947
49	Willie Mays	1962
49	Barry Bonds	2000

another All-Star/MVP-caliber season, finishing with .291 batting average, 40 home runs, 101 RBI, 37 stolen bases, 123 runs scored and 145 walks...logged 2nd 40-30 season and his 5th 30-30 season (SBs/HRs) of career (also 1990, '92, '95 and '96), matching his father Bobby for most in Major League history...was named to 1997 All-Star team, marking 7th year on NL squad...started game despite being named as reserve, opening in left field in place of injured Kenny Lofton and going 0-for-2 with walk and stolen base...led NL in walks with 145 (34 intentional), having been issued at least 1 walk in 103 of 159 contests on campaign (64.8%)...also ranked 2nd in NL with .446 on-

base percentage...was tied for 4th in NL for homers (40, 9 off lead), while ranking 3rd in runs scored (123) and tied for 4th in slugging pct. (.585)...hit pair of inside-the-park homers, Sept. 21 at San Diego (solo blast off Sterling Hitchcock) and April 23 vs. Atlanta (3-run shot off Tom Glavine)...marked 2nd and 3rd insiders of career, also circling bases as Pirate July 28, 1987 (off Philadelphia's Shane Rawley)...cracked 1,000 RBI barrier April 23, finishing with 3 on afternoon...**1996**...became only 2nd member of 40-40 club Sept. 27 in Colorado when he stole his 40th base in 3rd inning off Armando Reynoso and Jeff Reed...set then-National League mark for most walks in season with 151...led National League in walks (151), intentional walks (30), RBI ratio (4.0) and HR ratio (12.3)...was among league's top 5 in home runs (2nd - 42), slugging pct. (2nd - .615), on-base pct. (2nd - .461), runs scored (3rd - 122), RBI (4th - 129), stolen bases (4th - 40), total bases (5th - 159)...was awarded 6th Gold Glove in 7 years...was named NL Player of Month for April, marking 5th time he had won award (July 1990 and '91, April '92 and '93)...finished April with 32 RBI, highest monthly total in his career...tied then-ML record for most HRs in April with his 11...sat out Aug. 25 contest vs. Expos (due to aggravated lt. hamstring), snapping franchise record 357 consecutive games played streak...previously had not missed game since May 6, 1994 vs. LA...at time, was 2nd longest streak in majors behind Cal Ripken...was elected to start 5th straight All-Star Game...finished 1-for-3 with RBI in July 9 contest at Veterans Stadium...won MLB home run hitting contest day before, besting Mark McGwire in final round...following season, joined group of MLB All-Stars headed by Giants' Manager Dusty Baker on 8-game trip to Japan...hit .292 with 3 2Bs, 1 HR and 3 RBI as MLB All-Stars posted 4-2-2 (won-lost-tied) series victory...**1995**...led National League in walks (120) and on-base pct. (.431) while ranking amongst leaders in runs (2nd - 109), home runs (4th - 33), RBI (6th - 104), total bases (5th - 292), slugging pct. (5th - .577), extra base hits (tied for 3rd - 70) and outfield assists (tied for 4th - 12)...was leading NL vote-getter for All-Star Game, receiving 1,392,130 votes (BAI's Cal Ripken led ML with 1,698,524)...marked 2nd time he was NL's leading vote-getter (also in 1993), 4th consecutive year elected starter (also 1992-94) and 5th time he had made squad (also in 1990)...became 1st Giant to hit 30 home runs and steal 30 bases in season since his father Bobby did it in 1973...reached that distinction with 30th theft Sept. 22 vs. Colorado, accomplishing 30-30 feat for 3rd time in his career (also in 1990 and '92 with Pittsburgh)...slugged 30th homer Sept. 21 vs. Colorado off Joe Grahe, marking 4th straight year and 5th time in his career he had done so...also marked 50th time in franchise history a Giant has reached 30-HR plateau...posted his 5th 100-RBI campaign in 6 years...led NL in intentional walks for 4th straight year, drawing 22...with his steal of 2nd June 28 vs. Colorado, Barry and his father, Bobby, established ML record of 783 stolen bases by a father-son combination, held previously by

Career Leaders, Extra Base Hits

Player	XBH
1. Hank Aaron	1,477
2. Stan Musial	1,377
3. Babe Ruth	1,356
4. Willie Mays	1,323
5. Barry Bonds*	1,200
6. Lou Gehrig	1,190
7. Frank Robinson	1,186
8. Carl Yastrzemski	1,157
9. Ty Cobb	1,138
10. Tris Speaker	1,133

*-active players

(stats courtesy of Elias Sports Bureau)

Career RBI Leaders

Player	RBI
1. Hank Aaron	2,297
2. Babe Ruth	2,204
3. Lou Gehrig	1,990
4. Ty Cobb	1,960
5. Stan Musial	1,951
6. Jimmie Foxx	1,921
7. Eddie Murray	1,917
8. Willie Mays	1,903
9. Mel Ott	1,861
10. Carl Yastrzemski	1,844
11. Ted Williams	1,839
12. Dave Winfield	1,833
13. Al Simmons	1,827
14. Frank Robinson	1,812
15. Reggie Jackson	1,702
16. Cal Ripken, Jr.	1,695
17. Barry Bonds*	1,652
Tony Perez	1,652
19. Ernie Banks	1,636
20. Harold Baines	1,628

*-active players

Maury (586) and Bump (196) Wills...slugged 9th HR of year June 8 vs. New York off Dave Mlicki, marking 600th combined HR for Barry and his father Bobby (332)...went 0-for-3 for victorious NL club at All-Star Game...**1994**...despite playing with bone spur in right elbow suffered in early May, was projected to post power numbers greater than 1993's MVP season before players' strike wiped out final 7 weeks of campaign...after 113 games, was on pace to hit 52 HRs and drive in 114 runs (had NL-high 46 HRs and 123 RBI in '93)...finished 4th in NL MVP balloting...named to *The Sporting News*, Associated Press and *Baseball America* Post Season All-Star squads...earned NL Silver Slugger Award...was voted to his 3rd straight start (4th overall appearance) in All-Star Game...earned his 5th straight Gold Glove...ranked among NL's top 10 in 11 individual categories, including 1st in walks (74) and intentional walks (18); 3rd in HRs (37), slugging pct. (.647) and outfield assists (10, tied); 4th in runs scored (89); 5th in total bases (253); 6th in stolen bases (29) and 9th in RBI (81)...clubbed 3 HRs in game for 1st time in ML career Aug. 2 vs. Cincinnati, going 4-for-5 with single and 4 RBI...was 1st Giant to hit 3 HRs in game since Kevin Mitchell turned trick at Pittsburgh May 25, 1990...last Giant to belt 3 at 'Stick was Darrell Evans vs. Houston, June 15, 1983...with 29 SBs,

Career Slugging Percentage Leaders

(minimum 5,000 at-bats)

Player	SLG.
1. Babe Ruth	.690
2. Ted Williams	.634
3. Lou Gehrig	.632
4. Jimmie Foxx	.609
5. Hank Greenberg	.605
6. Barry Bonds*	.595
7. Mark McGwire	.588
8. Joe DiMaggio	.579
9. Rogers Hornsby	.577
10. Mike Piazza*	.576

*-active players

(stats courtesy of Elias Sports Bureau)

Leading Father-Son Hitters in Major League History

HOME RUNS

945 Bonds(Bobby 332/Barry 613)
620 Griffey(Ken 152/Ken, Jr. 468)
510 Boone(Ray 151/Bob 105/Bret 186/Aaron 68)
488 Bell(Gus 206/Buddy 201/David 81)
407 Berra(Yogi 358/Dale 49)

RBI

2,676 Bonds(Bobby 1,024/Barry 1,652)
2,644 Boone(Ray 737/Bob 826/Bret 784/Aaron 297)
2,399 Bell(Gus 942/Buddy 1,106/David 351)
2,217 Griffey(Ken 859/Ken, Jr. 1,358)
1,708 Berra(Yogi 2,150/Dale 603)

STOLEN BASES

954 Bonds(Bobby 461/Barry 493)
782 Wills(Maury 586/Bump 196)
714 Alomar(Sandy 227/Roberto 462/Sandy, Jr. 25)
403 Cruz(Jose 317/Jose Jr. 86)
381 Sisler(George 375/Dick 6)
376 Griffey(Ken 200/Ken, Jr. 176)

joined Darren Lewis (30) and Royce Clayton (23) in the 20-SB club, marking 1st time Giants have featured trio of 20-SB men since 1919 (George Burns 40, Ross Youngs 24, Benny Kauff 21)...HR off Shawn Boskie at Philadelphia July 18 was 250th of ML career...underwent successful surgery to remove bone chip Sept. 23 at Menlo Park's Recovery Inn, with team physician Warren King performing operation...suffered injury May 4 on pitch by NY's Eric Hillman that struck him under protective guard...**1993**...earned 3rd MVP award in 1st season as Giant...named *Associated Press* Major League Player of Year and also voted to UPI and *The Sporting News* NL All-Star teams and *Associated Press* Major League All-Star team...his .336 average was higher than any of other 27 NL players who have won homer and RBI titles in same season since 1937...won 4th straight Gold Glove...average and runs scored (129) were career highs...became 1st player to lead NL in both slugging and on-base percentage since Mike Schmidt in 1981...won prestigious 1993 S. Rae Hickok Award as nation's top professional athlete...hit .333 over his final 16 pressurized games of season with 6 homers, 7 doubles, 21 RBI and .860 slugging percentage...was 1993's leading vote-getter in fan balloting (3,074,603 votes) for 64th All-Star Game, becoming only 2nd Giants player to accomplish that feat (Will Clark led in 1989)...joined Joe Medwick, Al Simmons, Ted Kluszewski and Ernie Banks as only players ever to hit 2 doubles in an All-Star Game...was among league leaders in almost every offensive category, including 4th in average (.336), 1st in home runs (46), 1st in RBI (123), 1st in slugging pct. (.677), 1st in on-base pct. (.458) and 2nd in runs scored (129)...his average, home run and RBI totals would have been good enough to capture NL Triple Crown in 5

of previous 7 years (1992, '91, '90, '87 and '86)...baseball hasn't had triple crown winner since Carl Yastrzemski in '67 and the NL hasn't had one since Joe "Ducky" Medwick in '37...slugged his 40th HR of season Sept. 2 in Atlanta, becoming only 14th player in franchise history to accomplish that feat (Kevin Mitchell had been last with 47 in 1989)...with 46 HRs, became 1st player in franchise history to hit over 30 HRs in his 1st season as a Giant...was walked intentionally ML-leading 43 times in season...scored 5 runs on Aug. 4 at San Diego, tying SF franchise mark set by Willie Mays twice in 1964...earned NL Player of Month honors for April (.431, 7 HRs, 25 RBI)...**1992**...won 2nd NL MVP award in 3 years...ranked among NL leaders in average (T6th), home runs (2nd with career-high 34), RBI (4th), walks (1st), intentional walks (1st with 32, breaking Roberto Clemente's Pirates club mark), runs (1st), doubles (T9th), stolen bases (9th with 39), on-base pct. (1st), slugging pct. (1st), extra base hits (1st) and home run ratio (1st, 1 every 13.9 at-bats)...named NL Player of Month for April (.317, 7 HRs, 17 RBI in 18 games)...was member of NL All-Star team for 2nd time and elected a starter for 1st time...went 7-for-14 with 13 walks, 4 homers, 7 RBI and 10 runs scored during 1st week of September to grab NL Player of Week honors...was placed on DL for 1st time June 15 after straining muscle in his right side...reinstated July 3 after missing 18 games...appeared in 1,000th career game Sept. 22 at St. Louis...drove in 500th run July 12 vs. Cincinnati...hit .473 during career-high 15-game hitting streak from Sept. 12-26...won his 3rd straight Rawlings Gold Glove Award...hit .261 with HR in 7 games in NLCS vs. Atlanta...**1991**...finished 2nd to ATIs Terry Pendleton in NL MVP voting...ranked 3rd in NL with 13 outfield assists...shared NL Player of the Week honors with Will Clark for week ending July 14...2nd in NL in sacrifice flies and intentional walks...RBI ratio of 1 every 4.4 at-bats was best in majors...**1990**...won National League Most Valuable Player Award from BBWAA, also Major League Player of Year Award from *The Sporting News*...named to NL All-Star team for 1st time...became 2nd player in ML history

to hit 30 home runs and steal 50 bases in same season (Eric Davis of Cincinnati in 1987 was other)...led NL with .565 slugging percentage, ranked 2nd in walks and 3rd in stolen bases...tied for lead in outfield assists with 14...was named NL Player of Week for April 23-29 and Player of Month for July...**1989**...finished 2nd in NL with 14 outfield assists...**1988**...was named NL Player of Week April 11-17...injured his left knee June 17 at St. Louis, undergoing arthroscopic surgery Sept. 28...**1987**...opened year in center field but switched to left on May 30...homered in 4 straight games (total of 5 HRs) Aug. 18-21...**1986**...hit .311 in 44 games at triple-A Hawaii before his contract was purchased by Pirates May 30...led NL rookies in homers (16), RBI (48), stolen bases (36) and walks (65)...1st ML hit was double May 31 off Rick Honeycutt of Dodgers...hit 1st ML home run June 4 off Craig McMurtry at Atlanta...**1985**...began pro career at Prince William after being chosen in 1st round (6th overall pick) of draft by Pittsburgh...named Carolina League Player of Month for July...

BASEBALL BLOODLINE...former Giants' great and hitting coach Bobby Bonds is his father...he and his father hold all-time father-son HR record with 945 (Bobby 332/Barry

Career Runs Leaders

Player	Runs
1. Rickey Henderson*	2,288
2. Ty Cobb	2,245
3. Hank Aaron	2,174
Babe Ruth	2,174
5. Pete Rose	2,165
6. Willie Mays	2,062
7. Stan Musial	1,949
8. Lou Gehrig	1,888
9. Tris Speaker	1,881
10. Mel Ott	1,859
11. Barry Bonds*	1,830
12. Frank Robinson	1,829
13. Eddie Collins	1,820
14. Carl Yastrzemski	1,816
15. Ted Williams	1,798

*-active players

(stats courtesy of Elias Sports Bureau)

Career Walk Leaders

Player	Walks
1. Rickey Henderson*	2,179
2. Babe Ruth	2,062
3. Ted Williams	2,019
4. Barry Bonds*	1,922
5. Joe Morgan	1,865
6. Carl Yastrzemski	1,845
7. Mickey Mantle	1,735
8. Mel Ott	1,708
9. Eddie Yost	1,614
10. Darrell Evans	1,605

*-active players

(stats courtesy of Elias Sports Bureau)

613)...Bobby played 14 years in Majors, including 7 with Giants (1968-74)...Barry and Bobby are 2 of only 8 players in ML history to enjoy multiple 30-HR, 30-steal seasons...senior and junior Bonds are only players ever to hit 30 HRs and steal 30 bases 5 times during a career...2 have also accounted for 11 Gold Glove awards (Barry 8, Bobby 3)...by age of 4, Barry was regular visitor to Candlestick Park, as his mother, Pat, would drive him and his brother, Rickey (now 33), to stadium on game days and they would play catch with Barry's godfather, future Hall-of-Famer Willie Mays...Bonds' children would also shag flies and run around clubhouse...his father attended Barry's games at San Carlos (CA) Little League and later at Serra High, but he seldom sat in stands for fear of stealing crowd's attention, instead parking his car behind some trees...

A GIANT IN THE COMMUNITY...in association with The United Way of the Bay Area, has formed Bonds Family Foundation with the goal to encourage, promote and fund programs designed to improve educational achievements, standard of living and quality of life conditions for African-American youth within Bay Area community, with an emphasis on programs that use interactive technology-based solutions...continued his quest to help children as Family Foundation began "Link 'n Learn" program to connect parents, children, schools and neighborhoods with tutoring services and interactive educational technology...Link 'n Learn program benefits over 1,500 children from grades 1-4 in selected low-income communities in San Francisco Bay Area by using interactive educational technology and high quality tutoring programs to enhance school-parent involvement and increase the learning experience of an at-risk child...was honored by Cedars-Sinai Hospital Sports Spectacular and helped raise money for Medical Genetics Birth-Defects Center at hospital...taped public service announcement for RADD (Recording Artists, Actors and Athletes Against Drunk Driving) for their 2002 campaign...participated in Kyle Petty Charity Ride, which raises money for outdoor camps for children with life-threatening or chronic illnesses...donated \$100,000 to United Way for families of victims from Sept. 11, 2001 terrorist attacks, giving \$10,000 per HR following tragedy...along with Cal Ripken and Alex Rodriguez, is national spokesperson for Baseball Tomorrow Fund...appeared in public service announcements designed to promote and enhance growth of youth baseball...under auspices of Bonds Family Foundation, he spearheaded bone marrow campaign, 6-year drive to register African Americans and raise funds for families whose loved ones have leukemia or related blood disorders...as board member of San Francisco United Way, has done public service announcement about campaign, featuring his special teenage friend, Anthony "Lee" Franklin, a near straight-A student and star shortstop/pitcher on Oakland's 1996 Babe Ruth League national championship team, who was diagnosed with leukemia...in 1999 established scholarship fund at alma mater Serra (San Mateo, CA) High School for an African American student based on academic and athletic achieve-

5-Time MVP's in 4 Major Professional Sports

In 2002, Barry Bonds became just the 6th athlete in the 4 major professional sports (baseball, basketball, football and hockey) to win 5 Most Valuable Player Awards, and the only player in the history of Major League Baseball.

MAJOR LEAGUE BASEBALL	YEARS
Barry Bonds (5)	1990, 1992, 1993, 2001, 2002

NATIONAL BASKETBALL ASSOCIATION	YEARS
Kareem Abdul-Jabbar (6)	1971, 1972, 1974, 1976, 1977, 1980
Michael Jordan (5)	1988, 1991, 1992, 1996, 1998
Bill Russell (5)	1958, 1961, 1962, 1963, 1965

NATIONAL FOOTBALL LEAGUE	YEARS
None	

NATIONAL HOCKEY LEAGUE	YEARS
Wayne Gretzky (9)	1980, 1981, 1982, 1983, 1984, 1985, 1986, 1987, 1989
Gordie Howe (6)	1952, 1953, 1957, 1958, 1960, 1963

ment as well as community service...participated in 1998 Christmas in April which renovated home for autistic children, providing security system and digital satellite system...beginning in 1997, Family Foundation started "Bridge to the Future" campaign which equipped 350 after-school centers and 7,000 family homes with Sony CD ROM Play Stations featuring Lightspan Learning Software...has appeared on billboard for California Police Activities League's "Stop Youth Violence" campaign...was honored at special tribute dinner in November 1996 by the Adopt-A-Special Kid organization after having donated \$100,000 to AASK since 1993...San Francisco Mayor Willie Brown also proclaimed that day as "Barry Bonds Day" in San Francisco...during seasons at Candlestick, purchased 50 bleacher seats per game for 42 dates during summer vacation months of June, July and August establishing "The Bonds Squad," section for "Make-a-Family" program...in addition, has pledged \$10,000 each year to AASK and \$100 for each home run, stolen base and RBI each season...was honored in 1995 by Cardiac Arrhythmias Research and Education Foundation for his work with young athletes and his interest in combating sudden cardiac deaths...also in 1994, helped raise another \$12,500 for AASK by co-hosting celebrity baseball game ("Field of Dreams") with singer Michael Bolton...in 1993, also co-hosted Thanksgiving special on Prime Network to help raise funds for fire victims of Southern California...autographed baseballs and bats which were donated to United Way to further help fire victims...

PERSONAL...graduated from Serra (San Mateo, CA) High School in 1982...starred in baseball, basketball and football at Serra, school that has also produced Lynn Swann, Jim Fregosi, Gregg Jefferies and Super Bowl MVP Tom Brady...hit .404 over 3 varsity seasons, including .467 average as prep All-America his senior year...played 3 years for Arizona State University, hitting career .347 with 45 home runs and 175 RBI...named All-Pac 10 all 3 years, chosen to *The Sporting News* All-America Team as junior in 1985...tied NCAA record with 7 consecutive hits in College World Series as sophomore...was named to All-Time College World Series Team in 1996...born in Riverside, CA, where his father and former Giants manager Dusty Baker were also born and raised...his aunt, Rosie Bonds, once held U.S. women's record in 80-meter hurdles and was on '64 U.S. Olympic Team...Mays, Mickey Mantle, Kareem Abdul-Jabbar and Tony Dorsett were his childhood heroes...hobbies include weightlifting, martial arts and dancing...10-handicap golfer...married (Liz Watson, Jan. 10, 1998)...has son (Nikolai) and 2 daughters (Shikari and Aisha Lynn)...

Multiple 30-30 Seasons

Player	Team	Year	G	SB	HR
Willie Mays	NY (NL)	1956	152	40	36
	NY (NL)	1957	152	38	35
Bobby Bonds	SF	1969	158	45	32
	SF	1973	160	43	39
	NY (AL)	1975	145	30	32
	CAL	1977	158	41	37
	CWS/TEX	1978	156	43	31
Howard Johnson	NY (NL)	1987	157	32	36
	NY (NL)	1989	153	41	36
	NY (NL)	1991	156	30	38
Ron Gant	ATL	1990	152	33	32
	ATL	1991	154	34	32
Barry Bonds	PIT	1990	151	52	33
	PIT	1992	140	39	34
	SF	1995	144	31	33
	SF	1996	158	40	42
	SF	1997	159	40	37
Sammy Sosa	CHI (NL)	1993	159	36	33
	CHI (NL)	1995	144	34	36
Raul Mondesi	LA	1997	159	32	30
	LA	1999	159	36	33

BARRY LAMAR BONDS

Year	Club	AVG	G	AB	R	H	2B	3B	HR	RBI	SH	SF	HP	BB	SO	SB	CS	E
1985	Pr. William	.299	71	254	49	76	16	4	13	37	1	4	0	37	52	15	3	5
1986	Hawaii	.311	44	148	30	46	7	2	7	37	0	3	2	33	31	16	5	2
	Pittsburgh	.223	113	413	72	92	26	3	16	48	2	2	2	65	102	36	7	5
1987	Pittsburgh	.261	150	551	99	144	34	9	25	59	0	3	3	54	88	32	10	5
1988	Pittsburgh	.283	144	538	97	152	30	5	24	58	0	2	2	72	82	17	11	6
1989	Pittsburgh	.248	159	580	96	144	34	6	19	58	1	4	1	93	93	32	10	6
1990	Pittsburgh	.301	151	519	104	156	32	3	33	114	0	6	3	93	83	52	13	6
1991	Pittsburgh	.292	153	510	95	149	28	5	25	116	0	13	4	107	73	43	13	3
1992	Pittsburgh	.311	140	473	109	147	36	5	34	103	0	7	5	127	69	39	8	3
1993	San Francisco	.336	159	539	129	181	38	4	46	123	0	7	2	126	79	29	12	5
1994	San Francisco	.312	112	391	89	122	18	1	37	81	0	3	6	74	43	29	9	3
1995	San Francisco	.294	144	506	109	149	30	7	33	104	0	4	5	120	83	31	10	6
1996	San Francisco	.308	158	517	122	159	27	3	42	129	0	6	1	151	76	40	7	6
1997	San Francisco	.291	159	532	123	155	26	5	40	101	0	5	8	145	87	37	8	5
1998	San Francisco	.303	156	552	120	167	44	7	37	122	1	6	8	130	92	28	12	5
1999	San Francisco	.262	102	355	91	93	20	2	34	83	0	3	3	73	62	15	2	3
2000	San Francisco	.306	143	480	129	147	28	4	49	106	0	7	3	117	77	11	3	3
2001	San Francisco	.328	153	476	129	156	32	2	73	137	0	2	9	177	93	13	3	6
2002	San Francisco	.370	143	403	117	149	31	2	46	110	0	2	9	198	47	9	2	8
Minor Totals		.303	115	402	79	122	23	6	20	74	1	7	2	70	83	31	8	7
S.F. Totals		.311	1429	4751	1158	1478	294	37	437	1096	1	45	54	1311	739	242	68	50
M.L. Totals		.295	2439	8335	1830	2462	514	73	613	1652	4	82	74	1922	1329	493	140	84

ALL-STAR GAME RECORD

Year	Club, Site	AVG	G	AB	R	H	2B	3B	HR	RBI	SH	SF	HP	BB	SO	SB	CS	E
1990	NL, Chicago-NL	.000	1	1	1	0	0	0	0	0	0	0	0	1	0	0	0	0
1992	NL, San Diego	.333	1	3	1	1	1	0	0	0	0	0	0	0	0	0	0	0
1993	NL, Baltimore	.667	1	3	2	2	2	0	0	0	0	0	0	0	0	0	0	0
1994	NL, Pittsburgh	.000	1	3	0	0	0	0	0	1	0	1	0	0	2	0	0	0
1995	NL, Texas	.000	1	3	0	0	0	0	0	0	0	0	0	0	1	0	0	0
1996	NL, Philadelphia	.333	1	3	0	1	0	0	0	1	0	0	0	0	0	0	1	0
1997	NL, Cleveland	.000	1	2	0	0	0	0	0	0	0	0	0	1	1	1	0	0
1998	NL, Colorado	.500	1	2	1	1	0	0	1	3	0	0	0	1	0	0	0	0
2000	NL, Atlanta								—Injured, Did Not Play—									
2001	NL, Seattle	.000	1	2	0	0	0	0	0	0	0	0	0	0	1	0	0	0
2002	NL, Milwaukee	.500	1	2	1	1	0	0	1	2	0	0	0	0	0	0	0	0
ASG Totals		.250	10	24	5	6	3	0	2	7	0	1	0	3	5	1	1	0

DIVISION SERIES RECORD

Year	Club	AVG	G	AB	R	H	2B	3B	HR	RBI	SH	SF	HP	BB	SO	SB	CS	E
1997	SF vs. FLA	.250	3	12	0	3	2	0	0	2	0	1	0	0	3	1	0	0
2000	SF vs. NY	.176	4	17	2	3	1	1	0	1	0	0	0	3	4	1	0	0
2002	SF vs. ATL	.294	5	17	5	5	0	0	3	4	0	1	0	4	1	0	1	1
LDS Totals		.239	12	46	7	11	3	1	3	7	0	2	0	7	8	2	1	1

LEAGUE CHAMPIONSHIP SERIES RECORD

Year	Club	AVG	G	AB	R	H	2B	3B	HR	RBI	SH	SF	HP	BB	SO	SB	CS	E
1990	PIT vs. CIN	.167	6	18	4	3	0	0	0	1	0	0	0	6	5	2	0	0
1991	PIT vs. ATL	.148	7	27	1	4	1	0	0	0	0	0	0	2	4	3	0	1
1992	PIT vs. ATL	.261	7	23	5	6	1	0	1	2	0	0	1	6	4	1	0	0
2002	SF vs. STL	.273	5	11	5	3	0	1	1	6	0	1	0	10	2	0	0	0
LCS Totals		.203	25	79	15	16	2	1	2	9	0	1	1	24	15	6	0	1

WORLD SERIES RECORD

Year	Club	AVG	G	AB	R	H	2B	3B	HR	RBI	SH	SF	HP	BB	SO	SB	CS	E
2002	SF vs. ANA	.471	7	17	8	8	2	0	4	6	0	0	0	13	3	0	0	1

BONDS VS. MAJOR LEAGUE TEAMS

2002					NL					CAREER					2002					AL					CAREER				
AVG	AB	H	HR	RBI	AVG	AB	H	HR	RBI	AVG	AB	H	HR	RBI	AVG	AB	H	HR	RBI	AVG	AB	H	HR	RBI	AVG	AB	H	HR	RBI
.316	57	18	7	19	.270	230	62	21	50	.270	230	62	21	50	—	—	—	—	—	—	—	—	—	—	.311	45	14	5	6
.368	19	7	1	3	.289	543	157	32	93	.289	543	157	32	93	250	8	2	0	0	—	—	—	—	—	.250	8	2	0	0
.267	15	4	1	4	.247	749	185	41	118	.247	749	185	41	118	—	—	—	—	—	—	—	—	—	—	—	—	—	—	—
.455	11	5	2	2	.324	524	170	53	136	.324	524	170	53	136	—	—	—	—	—	—	—	—	—	—	—	—	—	—	—
.348	66	23	7	15	.320	403	129	38	98	.320	403	129	38	98	—	—	—	—	—	—	—	—	—	—	—	—	—	—	—
.667	12	8	3	5	.313	259	81	23	58	.313	259	81	23	58	—	—	—	—	—	—	—	—	—	—	—	—	—	—	—
.462	13	6	1	2	.306	545	167	35	96	.306	545	167	35	96	—	—	—	—	—	—	—	—	—	—	—	—	—	—	—
.400	40	16	6	18	.262	679	178	48	121	.262	679	178	48	121	—	—	—	—	—	—	—	—	—	—	—	—	—	—	—
.308	13	4	2	5	.353	116	41	15	40	.353	116	41	15	40	.571	7	4	1	3	—	—	—	—	—	.571	7	4	1	3
.308	13	4	2	2	.320	747	239	58	141	.320	747	239	58	141	.294	17	5	0	1	—	—	—	—	—	.319	94	30	11	20
.167	18	3	1	2	.277	755	209	31	127	.277	755	209	31	127	—	—	—	—	—	—	—	—	—	—	—	—	—	—	—
.500	12	6	1	1	.315	670	211	59	156	.315	670	211	59	156	—	—	—	—	—	—	—	—	—	—	—	—	—	—	—
.471	17	8	3	6	.310	271	84	18	47	.310	271	84	18	47	.143	7	1	0	0	—	—	—	—	—	.143	7	1	0	0
.500	2	1	0	0	.268	654	175	33	104	.268	654	175	33	104	—	—	—	—	—	—	—	—	—	—	—	—	—	—	—
.435	46	20	7	21	.337	667	225	70	180	.337	667	225	70	180	.400	10	4	1	1	—	—	—	—	—	.400	10	4	1	1
—	—	—	—	—	.278	245	68	15	43	.278	245	68	15	43	.327	49	16	2	5	—	—	—	—	—	.291	278	81	23	44

BONDS' CAREER IN BALLPARKS

	AVG	AB	H	HR	RBI		AVG	AB	H	HR	RBI
at Bank One	.317	123	39	11	28	at Edison	.333	24	8	3	4
Turner	.311	74	23	8	15	Camden	—	—	—	—	—
Wrigley	.269	386	104	24	60	Fenway	—	—	—	—	—
Cinergy	.332	265	88	31	75	Comiskey	—	—	—	—	—
Coors	.309	191	59	18	42	Jacobs	—	—	—	—	—
Pro Player	.312	138	43	8	25	Comerica	—	—	—	—	—
Minute Maid	.467	30	14	5	7	Kauffman	—	—	—	—	—
Dodger	.258	356	92	23	65	Metrodome	—	—	—	—	—
Miller	.368	19	7	3	8	Yankee	.571	7	4	1	3
Olympic	.318	362	115	30	70	Net. Assoc.	.283	53	15	5	11
Shea	.263	396	104	11	55	SAFECO	.214	14	3	1	2
Veterans	.302	338	102	27	79	Tropicana	—	—	—	—	—
PNC	.474	19	9	4	9	Ballpark	.231	26	6	3	6
Busch	.270	348	94	10	52	SkyDome	.400	10	4	1	1
Qualcomm	.351	333	117	37	88						
Pacific Bell	.334	655	219	81	173						

BONDS BY MONTH

	2002					CAREER				
	AVG	AB	H	HR	RBI	AVG	AB	H	HR	RBI
In March/April	.375	64	24	8	17	.282	1126	317	88	228
May	.292	72	21	10	16	.312	1390	433	109	288
June	.371	70	26	7	17	.285	1486	423	93	240
July	.365	52	19	4	13	.300	1417	425	102	305
August	.447	76	34	11	25	.295	1477	435	118	314
Sept./Oct.	.362	69	25	6	22	.298	1439	429	103	277
Before ASB	.345	232	80	27	57	.291	4458	1298	314	839
After ASB	.404	171	69	19	53	.300	3877	1164	299	813

BONDS' STATISTICAL BREAKDOWN

	2002					CAREER				
	AVG	AB	H	HR	RBI	AVG	AB	H	HR	RBI
Home	.351	188	66	19	44	.294	4005	1178	300	807
Road	.386	215	83	27	66	.297	4330	1284	313	845
Day	.329	143	47	19	39	.289	3050	881	236	618
Night	.392	260	102	27	71	.299	5285	1581	377	1034
Grass	.370	381	141	43	107	.304	5015	1524	415	1073
Turf	.364	22	8	3	3	.283	3320	938	198	579
vs. LHP	.384	125	48	21	45	.286	2859	819	186	558
vs. RHP	.363	278	101	25	65	.300	5476	1643	427	1094
RISP	.376	85	32	12	65	.303	1900	575	124	976
Bases Loaded	.500	10	5	1	13	.370	165	61	11	180
as Pinch Hitter	.000	3	0	0	0	.203	59	12	3	9
as DH	.214	14	3	1	3	.167	42	7	3	7

4-HIT GAMES (25)	5-RBI GAMES (17)	2-HR GAMES (57)	3-HR GAMES (4)
6/4/86 @ ATL	8/13/88 @ PHI	6/20/87 @ CHI	8/2/94 @ CIN
7/10/87 vs. SD	8/6/90 @ PHI	8/18/87 @ CIN	5/19/01 @ ATL
6/9/87 @ MON	8/29/90 @ ATL	4/14/88 vs. PHI	9/9/01 @ COL
8/13/88 @ PHI	5/16/92 vs. SD (6)	5/12/88 vs. LA	8/27/02 @ COL
4/4/89 @ MON	4/15/93 vs. ATL	8/13/88 @ PHI	
4/27/90 @ SD	7/8/93 @ PHI (6)	6/7/89 @ PHI	
9/13/90 @ NY	10/1/93 @ LA (7)	4/27/90 @ SD	
4/18/93 vs. ATL	6/26/94 @ COL	9/14/90 @ MON	
5/5/93 vs. PHI	6/30/95 vs. SD	9/19/90 @ CHI	
8/18/93 @ PIT	4/10/96 @ HOU	5/21/91 vs. STL	
8/31/93 @ ATL	4/30/96 @ SD (6)	8/12/91 vs. STL	
5/21/94 @ CHI	7/15/97 @ SD	5/16/92 vs. SD	
8/2/94 vs. CIN	7/26/99 vs. STL	4/29/93 vs. NY	
5/3/95 vs. LA	7/31/99 @ CIN	7/8/93 @ PHI	
6/7/95 vs. NY	7/26/01 @ AZ	7/30/93 @ COL	
6/30/95 vs. SD	9/9/01 @ COL	8/15/93 @ CHI	
6/13/96 vs. HOU	4/2/02 @ LA	8/18/93 @ PIT	
6/30/96 vs. SD		9/25/93 vs. SD	
8/2/98 @ PHI		10/1/93 @ LA	
9/4/98 @ LA		5/17/94 @ HOU	
8/20/99 @ MIL		6/26/94 @ COL	
8/14/00 @ NY		7/15/94 @ MON	
5/19/01 @ ATL		7/16/94 @ MON	
8/27/02 @ COL		6/30/95 vs. SD	
9/13/02 @ SD		7/18/95 vs. FLA	
		8/18/95 @ PHI	
		4/27/96 vs. FLA	
		4/30/96 @ SD	
		9/11/96 vs. STL	
		6/8/97 vs. ATL	
		6/20/97 vs. LA	
		7/15/97 @ SD	
		8/9/98 vs. ATL	
		8/30/98 @ PHI	
		7/2/99 @ LA	
		7/30/99 @ CIN	
		7/31/99 @ CIN	
		8/20/99 @ MIL	
		8/25/99 @ CHI	
		8/30/99 vs. PHI	
		8/31/99 vs. PHI	
		5/10/00 vs. STL	
		6/3/00 @ OAK	
		9/4/00 vs. PHI	
		9/5/00 vs. PHI	
		5/20/01 @ ATL	
		5/30/01 vs. AZ	
		6/15/01 vs. OAK	
		7/18/01 vs. COL	
		7/26/01 @ AZ	
		8/16/01 vs. FLA	
		9/23/01 @ SD	
		10/5/01 vs. LA	
		4/2/02 @ LA	
		4/3/02 @ LA	
		5/18/02 vs. FLA	
		6/24/02 @ SD	

GRAND SLAMS

- 5/22/90 @ HOU (off Dan Schatzeder)
- 5/16/92 vs. SD (off Greg Harris)
- 6/24/93 vs. COL (off Willie Blair)
- 5/8/94 vs. COL (off Armando Reynoso)
- 4/30/96 @ SD (off Bob Tewksbury)
- 8/7/96 vs. CIN (off Scott Service)
- 7/23/97 vs. PHI (off Mark Leiter)
- 4/26/98 vs. MIL (off Jeff Juden)
- 7/26/01 @ AZ (off Curt Schilling)
- 8/14/01 vs. FLA (off Ricky Bones)
- 6/5/02 @ SD (off Dennis Tankersley)

Giants All-Star Game Home Runs

Player	Date	Inning	Men on	Pitcher
Johnny Mize	July 8, 1947 at CHI (NL)	4	0	Fran Shea
Willie Mays	July 10, 1956 at WAS	4	1	Ed Ford
Willie Mays	July 13, 1960 at NY (AL)	3	0	Ed Ford
Willie Mays	July 13, 1965 at MIN	1	0	Milt Pappas
Willie McCovey (2)	July 23, 1969 at WAS	3	1	Blue Moon Odom
		4	0	Denny McClain
Dick Dietz	July 14, 1970 at CIN	9	0	Catfish Hunter
Bobby Bonds	July 24, 1973 at KC	5	1	Bill Singer
Will Clark	July 14, 1992 at SD	8	2	Rick Aguilera
Barry Bonds	July 8, 1998 at COL	5	2	Bartolo Colon
Barry Bonds	July 9, 2002 at MIL	3	1	Roy Halladay

ALL-STAR GAMES

- **1990 (Wrigley Field)**...Entered as replacement in LF...0-for-1
- **1992 (Jack Murphy Stadium)**...Elected starting LFER, batting 3rd...1-for-3, 2B, run scored
- **1993 (Camden Yards)**...NL's leading vote-getter...started in LF, batting 2nd...2-for-3, 2 2Bs, 2 runs scored
- **1994 (Three Rivers Stadium)**...Elected starting LFER...batted 3rd...0-for-3 with a sacrifice fly
- **1995 (The Ballpark at Arlington)**...NL's leading vote-getter...started in LF, batting 3rd...0-for-3 with a strikeout
- **1996 (Veterans Stadium)**...Elected starting LFER...batted 3rd...1-for-3 with RBI...won MLB Home Run Contest previous day, besting Mark McGwire...
- **1997 (Jacobs Field)**...Started in LF for injured Tony Gwynn...went 0-for-2 with walk and stolen base...
- **1998 (Coors Field)**...Elected starting LFER...batted 4th...hit 1st career All-Star home run off Bartolo Colon...became 2nd father-son combination to homer in All-Star Game...his father, Bobby, hit one in 1973 game at KC...Ken Griffey, Sr. (1980) and Ken Griffey, Jr. (1992) were 1st father-son combo)...finished 1-for-2 with 3 RBI...
- **2000 (Turner Field)**...Elected starting LFER...was not able to participate due to fractured right thumb...
- **2001 (SAFECO Field)**...NL's leading vote-getter...started in LF, batting 3rd...0-for-2 with a strikeout...
- **2002 (Miller Park)**...Elected starting LFER...started in LF, batting 3rd...1-for-2 with HR and 2 RBI...hit 2nd career All-Star home run off Roy Halladay...

MILESTONES

- **1st hit:** 5/31/86 vs. LA (double off Rick Honeycutt)
- **500th hit:** 8/1/89 @ ATL (single off Tom Glavine)
- **1000th hit:** 4/18/93 vs. ATL (double off Mike Stanton)
- **1500th hit:** 6/10/96 vs. PIT (single off Esteban Loaiza)
- **2000th hit:** 9/11/99 vs. ATL (double off Tom Glavine)
- **1st HR:** 6/4/86 @ ATL (off Craig McMurry)
- **100th HR:** 7/12/90 vs. SD (off Andy Benes)
- **200th HR:** 7/8/93 @ PHI (off Jose DeLeon)
- **250th HR:** 7/18/94 @ PHI (off Shawn Boskie)
- **300th HR:** 4/30/96 vs. FLA (off John Burkett)
- **350th HR:** 6/22/97 vs. LA (off Chan Ho Park)
- **400th HR:** 8/23/98 @FLA (off Kirt Ojala)
- **450th HR:** 4/15/00 vs. AZ (off Todd Stottlemyre)
- **500th HR:** 4/18/01 vs. LA (off Terry Adams)
- **550th HR:** 8/27/01 @ NY (off Kevin Appier)
- **600th HR:** 8/9/02 vs. PIT (off Kip Wells)
- **1st SB:** 6/7/86 vs. NY
- **100th SB:** 7/16/89 at SF
- **200th SB:** 7/30/91 at ATL
- **300th SB:** 7/26/94 vs. LA
- **400th SB:** 7/26/97 vs. PIT
- **1000th RBI:** 4/23/97 vs. ATL
- **1500th RBI:** 8/9/01 vs. CIN

BONDS' CAREER FIELDING

Position	PCT.	G	PO	A	E	TC	DP	PB
Outfield	.983	2379	4819	149	84	5052	23	—

CAREER TRANSACTIONS

- Selected by San Francisco in 2nd round of June, 1982 draft; did not sign.
- Selected by Pittsburgh in 1st round (6th player chosen) in June, 1985 draft.
- Placed on Disabled List June 15-July 3, 1992 with strained right side.
- Granted free agency, October 26, 1992; signed with San Francisco, December 8, 1992.
- Placed on MLB suspended list, Aug. 14-16, 1998.
- Placed on Disabled List April 20-June 9 with left tricep tendon tear.
- Granted free agency, November 5, 2001; re-signed with San Francisco, January 14, 2002.

Career Highs

- **Most Hits:** 4 (25 times), last: Sept. 13, 2002 at San Diego
- **Most Doubles:** 3 (twice), last: Sept. 23, 1993 at Houston
- **Most Triples:** 1 (73 times), last: June 14, 2002 vs. Oakland
- **Most Home Runs:** 3 (4 times), last: Aug. 27, 2002 at Colorado
- **Most Runs:** 5 (twice), last: April 18, 2000 at Cincinnati
- **Most Stolen Bases:** 3 (5 times), last: Aug. 20, 1993 vs. Florida
- **Most Walks:** 5, Sept. 12, 2002 at San Diego
- **Most Intentional Walks:** 3 (6 times), last: Aug. 10, 2002 vs. Pittsburgh
- **Most Strikeouts:** 4 (4 times), last: July 18, 2000 vs. Texas
- **Most RBI:** 7, Oct. 1, 1993 at Los Angeles
- **Career Grand Slams:** 11, last: June 5, 2002 at San Diego (off Dennis Tankersley)
- **Longest Hitting Streak:** 15 games (twice), last: May 11-27, 2001

Boof Bonser

RIGHT-HANDED PITCHER



Birthdate: October 14, 1981

2003 Opening Day Age: 21

Birthplace: St. Petersburg, Florida

Resides: Pinellas Park, Florida

Bats: Right **Throws:** Right **Height:** 6-4 **Weight:** 230

M.L. Service: None

How Obtained: Giants #1 selection (21st overall pick) in June 2000 draft.

Contract Status: Non-roster invitee

CAREER...Giants' 2000 1st round pick makes his big league camp debut as non-roster invitee...*USA Today's* 2001 Organizational Player of Year has fashioned 26-16 record with 3.24 ERA over 65 lifetime minor league games (64 starts)...has limited opponents to .203 batting average (.231-for-1,137) over 1st 4 years of his professional career...in fact, has allowed batting average higher than .200 in only 1 of his 4 stops in San Francisco chain...

2002 SEASON...split campaign between double-A Shreveport and single-A San Jose...combined to go 9-8 with 3.30 ERA (56er, 152.2ip) over 28 starts...established career highs in games and innings...tied for 2nd among Giants farmhands in wins, while ranking 2nd in strikeouts (162) and 7th in ERA...earned California League honorable mention All-Star status following season...opened campaign with Shreveport, logging 1-2 record with 5.55 ERA (15er, 24.1ip) in 5 starts...was transferred to San Jose May 2 and spent remainder of season there...finished 2nd in CL with 2.88 ERA, while logging 8-6 record over 23 starts for Giants...got off to great start with new club, being named *Howe SportsData's* California League Pitcher of Week for April 29-May 5, despite pitching only once...in that start, combined with R.D. Spieth on no-hitter over Rancho Cucamonga May 5...he threw 6.0-hitless innings with 7 strikeouts in 9-1 victory, however surrendered run on 3 walks in 1st frame...shared San Jose's Player of Month honors for June with Adam Shabala, after going 3-0 with 2.38 ERA (9er, 34.0ip) in 6 starts...

2001...was tabbed Giants Organizational Player of Year by *USA Today* after going 16-4 with career-best 2.49 ERA in 27 starts for single-A Hagerstown...won triple crown among Giants minor league pitchers, leading farmhand hurlers in wins, ERA and strikeouts (178)...was named South Atlantic League Most Valuable Pitcher and Post Season All-Star after pacing circuit in wins, while ranking 2nd in strikeouts and 6th in ERA...was also member of *Sportsticker's* All-Teen Team...was 3-time Player of Month honoree at Hagerstown, claiming award in April, June and July...**2000**...opened his professional career at rookie-level Salem-Keizer...went 1-4 with 6.00 ERA in 10 games (9 starts) for Volcanoes...

PERSONAL...graduated from Gibbs (St. Petersburg, FL) Senior High School...was Pinellas County (FL) High School Player of Year in 2000 after registering 111 strikeouts in 63.0 innings and 7-3 mark with 1.88 ERA...also hit .523 with 11 home runs and 36 RBI in 25 games and played in Florida State All-Star Game...owned 24-9 lifetime mark with two saves and 1.99 ERA at Gibbs...legally changed his name from John to Boof, a nickname since childhood, after 2001 season...single...

BOOF BONSER

Year	Club	W-L	ERA	G	GS	CG	SH	SV	IP	H	R	ER	HR	HB	BB	SO	WP	BK
2000	Salem-Keizer	1-4	6.00	10	9	0	0	0	33.0	21	23	22	2	1	29	41	4	0
2001	Hagerstown	16-4	2.49	27	27	0	0	0	134.0	91	40	37	7	9	61	178	10	1
2002	Shreveport	1-2	5.55	5	5	0	0	0	24.1	30	15	15	3	1	14	23	0	0
	San Jose	8-6	2.88	23	23	0	0	0	128.1	89	44	41	9	1	70	139	7	1
Minor Totals		26-16	3.24	65	64	0	0	0	319.2	231	122	115	21	12	174	381	21	2

CAREER TRANSACTIONS

- Selected by San Francisco in 1st round (21st overall pick) of June 2000 draft. Signed by Alan Marr.

David Cash

RIGHT-HANDED PITCHER

Cash



Birthdate: July 25, 1979

2003 Opening Day Age: 23

Birthplace: San Diego, California

Resides: Modesto, California

Bats: Right **Throws:** Right **Height:** 6-1 **Weight:** 180

M.L. Service: None

How Obtained: Giants #6 selection in June 2001 draft.

Contract Status: Non-roster invitee

CAREER...young right hander embarks on 3rd professional campaign...comes to Spring Training as non-roster invitee...Giants' 6th round pick in 2001 draft has fashioned 9-8 career ledger with 2.79 ERA (+6er, 148.1ip) in 5+ lifetime games (12 starts)...has held opponents to .217 career batting average...

2002 SEASON...finished 4th among Giants minor leaguers with 3.05 ERA, while spending campaign at double-A Shreveport...led club with 88 strikeouts...despite making only 12 starts, still ranked 4th on Swamp Dragons for innings (109.1)...also finished 2nd on club with career-high 5 saves...limited opponents to .232 batting average...opened season in rotation, before moving to bullpen in June to take over closer role...had success as reliever, going 3-3 with 5 saves and 1.82 ERA (10er, 49.1ip) and .208 batting avg. against...earned Shreveport's Player of Month honors for August, going 1-0 with 5 saves and 0.87 ERA (2er, 20.2ip) in 10 outings...pitched for Grand Canyon in Arizona Fall League following season...went 1-3 with 4.44 ERA (12er, 24.1ip) in 13 games (1 start)...

2001...opened professional career at single-A San Jose...got off to good start, posting 2.08 ERA in 20 relief appearances...ranked 1st in California League with .170 batting average against...was tabbed San Jose's Player of Month for August...

PERSONAL...graduated from Grace M. (Modesto, CA) High School...was MVP of Central California Conference and 1st team All-District selection...attended Modesto (CA) Junior College and earned 1st team All-League honors as freshman...attended University of California, where he compiled 23-7 record with 6 saves in 3 seasons...helped Golden Bears reach NCAA Regionals as senior...pitched for Yarmouth-Dennis Red Sox in Cape Cod Summer League in 1999, going 2-3 with save and 3.23 ERA...single...

DAVID ALLEN CASH

Year	Club	W-L	ERA	G	GS	CG	SH	SV	IP	H	R	ER	HR	HB	BB	SO	WP	BK
2001	San Jose	4-0	2.08	20	0	0	0	1	39.0	23	9	9	4	3	17	46	3	0
2002	Shreveport	5-8	3.05	34	12	0	0	5	109.1	94	41	37	9	4	39	88	9	0
Minor Totals		9-8	2.79	54	12	0	0	6	148.1	117	50	46	13	7	56	134	12	0

CAREER TRANSACTIONS

- Selected by Tampa Bay in 40th round of June 1997 draft.
- Selected by San Francisco in 6th round of June 2001 draft. Signed by Matt Nerland.

Alberto Castillo

CATCHER



Birthdate: February 10, 1970

2003 Opening Day Age: 33

Birthplace: San Juan de la Maguana, Dominican Republic

Resides: Port St. Lucie, Florida

Bats: Right **Throws:** Right **Height:** 6-0 **Weight:** 200

M.L. Service: 5 years, 130 days

How Obtained: Signed as free agent, January 20, 2003.

Contract Status: Non-roster invitee

CAREER...veteran catcher comes to Giants camp as non-roster invitee...has seen Major League action with New York Mets (1995-98), St. Louis (1999), Toronto (2000-01) and New York Yankees (2002)...is known for his proficiency behind plate, owning .990 career fielding pct. (19 errors, 1,881 total chances) in 324 big league games as catcher...was originally signed by Mets as non-drafted free agent April 15, 1987...

2002 SEASON...opened season with Yankees after coming to Spring Training as non-roster invitee...appeared in 15 games for New York, hitting .135 with 2B, 3B and 4 RBI...made Yankees debut April 6 vs. Tampa Bay, going 0-for-2 with walk...was designated for assignment June 30 and assigned to triple-A Columbus...in 30 games for Clippers, hit .275 with 7 2Bs and 8 RBI...contract was purchased by New York Sept. 3...had 1 at-bat following return...

2001...hit .198 with 4 2Bs, HR and 4 RBI in 66 games with Toronto...made 44 starts at catcher...staff posted ERA of 3.63 when he caught, team ERA was 4.28...threw out 26.7% of would be base-stealers (12-of-45) and had 1 pick-off...hit only HR of year May 26 off Boston's Frank Castillo...his best month of season was June when he hit .367 (11-for-30) with 3 2Bs and 3 RBI...had season-high 7-game hitting streak June 3-15...**2000**...was traded to Toronto from St. Louis during off-season...hit .211 with 7 2Bs, HR and 16 RBI over 66 games with Blue Jays, starting 57 contests...matched his career high with 3 hits, including solo HR off Paul Abbott, April 14 vs. Seattle...hit .233 with 4 2Bs and 9 RBI in June and saw action in 22 games when Darrin Fletcher was placed on Disabled List...was ejected by home plate umpire Jerry Layne June 6 at Atlanta for arguing balls and strikes as batter...threw out 39% of attempted base-stealers (16-of-41)...**1999**...logged 1st full season in majors, hitting .263 with 4 HRs and 31 RBI with St. Louis...was selected in Rule V draft prior to season by Cardinals from Philadelphia, with whom he had signed as free agent...played in 93 games and was Cardinals main starter in 2nd half of season...threw out 44% of base runners who attempted to steal (27-of-62)...hit .308 against right-handed pitching and .174 against left-handers...collected career-high 3 hits May 4 at Atlanta (also had 3 hits July 24 at Colorado)...hit in career-best 10 straight games Aug. 8-23, batting .382 (13-for-34)...established career-standard with 3 RBI Aug. 9 at Philadelphia...**1998**...split season between Mets and triple-A Norfolk...hit .205 (17-for-83) in 38 games with Mets...hit first Major League home run May 16 at San Francisco off Kirk Rueter...his 2nd HR came off Pedro Martinez June 5 at Boston...was designated for assignment July 11...cleared waivers and was outrighted to Norfolk...appeared in 21 games with Tides and hit .184 with 1 HR and 6 RBI...**1997**...made Mets' Opening Day roster...appeared in 34 games (18 starts) before being optioned to Norfolk July 11...appeared in 34 games and hit .217 before being recalled Sept. 2...collected 1st Major League RBI Sept. 27 vs. Atlanta with game-winning 2B in bottom of 9th...played in Caribbean World Series with Aguilas of Dominican Winter League...**1996**...opened season at Norfolk, batting .208 (71-for-341) with minor league career-high 11 HRs and 39 RBI in 34 games...threw out 44.8% of would be base-stealers (39-of-87)...was promoted to New York Sept. 8...appeared in 6 games for Mets and collected 1st Major League multi-hit game Sept. 11 vs. Florida...**1995**...began season with Norfolk, batting .267 (58-for-217) with 4 HRs and 31 RBI in 69 games...was recalled to New York twice (May 28-June 4 and July 23 through end of season)...appeared in 13 games (9 starts) with Mets, batting .103 (3-for-29)...made Major League debut May 28 vs. San Francisco, going 0-for-3 with walk...collected 1st Major League hit May 30 vs.

San Diego's Scott Sanders...**1994**...spent season at double-A Binghamton, batting .248 (78-for-315) with 7 HRs and 42 RBI in 90 games...was selected to Double-A All-Star Game...threw out 40% of base runners attempting to steal...hit .294 in post season to help Binghamton to Eastern League Championship...**1993**...logged season at single-A Port St. Lucie, batting .258 with 5 HRs and 42 RBI in 105 games...established St. Lucie club record for catchers with .983 fielding percentage...made 12 errors in 696 total chances...led Florida State League with 604 putouts...**1992**...spent campaign with Port St. Lucie and batted .204 (33-for-162) with 3 HRs and 17 RBI in 60 games...missed half season after being placed on Disabled List from July 2 through end of season with knee injury...**1991**...spent season with single-A Columbia, batting .277 with 3 HRs and 47 RBI in 90 games...his .277 batting average was 7th highest among all Mets minor league players...**1990**...split campaign between 3 single-A teams; Kingsport, Pittsfield and St. Lucie, combining to hit .229 (69-for-301) with 6 HRs and 41 RBI in 91 games...**1989**...split season between Kingsport and Pittsfield, combining for .244 mark (48-for-197) with 4 HRs and 25 RBI in 61 games...**1988**...split season between Gulf Coast Mets and Kingsport of Appalachian League, batting .203 (40-for-197) with HR and 24 RBI in 46 games...**1987**...spent 1st professional season at age 17 with Kingsport and hit .111 in 7 games...

PERSONAL...graduated from Mercedes Maria Mateo High School in Dominican Republic...married (Ingrid)...son (Michael)...daughters (Chelsea and April Yahelyn)...

ALBERTO TERRERO CASTILLO

Year	Club	AVG	G	AB	R	H	2B	3B	HR	RBI	SH	SF	HP	BB	SO	SB	CS	E
1987	Kingsport	.111	7	9	1	1	0	0	0	0	1	0	0	5	3	1	0	0
1988	GCL Mets	.265	22	68	7	18	4	0	0	10	2	3	2	4	4	2	0	2
	Kingsport	.293	24	75	7	22	3	0	1	14	1	1	0	15	14	0	1	5
1989	Kingsport	.257	27	74	15	19	4	0	3	12	0	0	1	11	14	2	1	1
	Pittsfield	.236	34	123	13	29	8	0	1	13	2	2	1	7	26	2	0	2
1990	Columbia	.233	30	103	8	24	4	3	1	14	2	2	0	10	21	1	1	5
	Pittsfield	.219	58	187	19	41	8	1	4	24	1	2	5	26	35	3	3	9
	St. Lucie	.364	3	11	4	4	0	0	1	3	0	0	0	1	1	0	0	0
1991	Columbia	.277	90	267	35	74	20	3	3	47	5	5	5	43	44	6	5	15
1992	St. Lucie	.204	60	162	11	33	6	0	3	17	3	2	2	16	37	0	0	12
1993	St. Lucie	.258	105	333	37	86	21	0	5	42	2	7	3	28	46	0	2	12
1994	Binghamton	.248	90	315	33	78	14	0	7	42	3	1	0	41	46	1	3	6
1995	Norfolk	.267	69	217	23	58	13	1	4	31	3	2	1	26	32	2	3	7
	New York-NL	.103	13	29	2	3	0	0	0	0	0	0	1	3	9	1	0	2
1996	Norfolk	.208	113	341	34	71	12	1	11	39	7	3	4	39	67	2	2	8
	New York-NL	.364	6	11	1	4	0	0	0	0	0	0	0	0	0	0	0	0
1997	New York-NL	.203	35	59	3	12	1	0	0	7	2	1	0	9	16	0	1	2
	Norfolk	.217	34	83	4	18	1	0	1	8	3	1	0	17	16	1	0	6
1998	New York-NL	.205	38	83	13	17	4	0	2	7	6	0	1	9	17	0	2	2
	Norfolk	.184	21	49	4	9	2	0	1	6	0	0	0	11	12	0	0	1
1999	St. Louis	.263	93	255	21	67	8	0	4	31	5	4	2	24	48	0	0	5
2000	Toronto	.211	66	185	14	39	7	0	1	16	2	3	0	21	36	0	0	3
2001	Toronto	.198	66	131	9	26	4	0	1	4	5	0	3	7	30	1	1	4
2002	New York-AL	.135	15	37	3	5	1	1	0	4	3	0	0	1	12	0	0	1
	Columbus	.275	30	91	7	25	7	0	0	8	1	1	2	9	8	1	0	4
Minor Totals		.244	847	2599	269	635	134	9	46	338	37	33	28	318	434	25	21	95
A.L. Totals		.198	147	353	26	70	12	1	2	24	10	3	3	29	78	1	1	8
N.L. Totals		.236	185	437	40	103	13	0	6	45	13	5	4	45	94	1	3	11
M.L. Totals		.219	332	790	66	173	25	1	8	69	23	8	7	74	172	2	4	19

CASTILLO VS. MAJOR LEAGUE TEAMS

2002					NL					CAREER					2002					AL					CAREER							
AVG	AB	H	HR	RBI	AVG	AB	H	HR	RBI	AVG	AB	H	HR	RBI	AVG	AB	H	HR	RBI	AVG	AB	H	HR	RBI	AVG	AB	H	HR	RBI			
—	—	—	—	—	Arizona	.188	16	3	0	1	—	—	—	—	—	Anaheim	.263	19	5	0	0	—	—	—	—	—	Baltimore	.156	32	5	0	3
—	—	—	—	—	Atlanta	.308	52	16	0	10	250	4	1	0	2	Boston	.196	56	11	2	2	—	—	—	—	—	Chicago	.200	25	5	0	0
—	—	—	—	—	Chicago	.217	23	5	0	2	.000	3	0	0	0	Chicago	.200	25	5	0	0	—	—	—	—	—	Cleveland	.231	13	3	0	1
—	—	—	—	—	Cincinnati	.167	36	6	0	4	.200	5	1	0	0	Cleveland	.231	13	3	0	1	—	—	—	—	—	Detroit	.194	31	6	0	5
.333	3	1	0	1	Colorado	.458	24	11	1	4	—	—	—	—	—	Detroit	.194	31	6	0	5	—	—	—	—	—	Kansas City	.083	12	1	0	0
—	—	—	—	—	Florida	.235	34	8	1	5	—	—	—	—	—	Minnesota	.192	26	5	0	1	—	—	—	—	—	New York	.207	29	6	0	0
—	—	—	—	—	Houston	.303	33	10	0	2	—	—	—	—	—	New York	.207	29	6	0	0	—	—	—	—	—	Oakland	.071	14	1	0	2
—	—	—	—	—	Los Angeles	.500	6	3	0	0	—	—	—	—	—	Tampa Bay	.083	24	2	0	1	—	—	—	—	—	Seattle	.333	21	7	1	1
—	—	—	—	—	Milwaukee	.182	33	6	0	1	.000	0	0	0	0	Texas	.133	15	2	0	0	—	—	—	—	—	Toronto	.167	6	1	0	1
—	—	—	—	—	Montreal	.214	42	9	1	6	.000	3	0	0	0	Interleague	.240	100	24	1	11	—	—	—	—	—	—	—	—	—	—	
.000	4	0	0	0	New York	.320	25	8	1	4	.000	2	0	0	0	—	—	—	—	—	—	—	—	—	—	—	—	—	—	—		
—	—	—	—	—	Philadelphia	.212	33	7	0	8	—	—	—	—	—	—	—	—	—	—	—	—	—	—	—	—	—	—	—	—		
—	—	—	—	—	Pittsburgh	.148	27	4	0	0	.200	5	1	0	1	—	—	—	—	—	—	—	—	—	—	—	—	—	—	—		
—	—	—	—	—	St. Louis	.214	14	3	0	0	—	—	—	—	—	—	—	—	—	—	—	—	—	—	—	—	—	—	—	—		
.000	3	0	0	0	San Diego	.147	34	5	0	3	—	—	—	—	—	—	—	—	—	—	—	—	—	—	—	—	—	—	—	—		
—	—	—	—	—	San Francisco	.257	35	9	1	2	—	—	—	—	—	—	—	—	—	—	—	—	—	—	—	—	—	—	—	—		

CASTILLO'S CAREER IN BALLPARKS

	AVG	AB	H	HR	RBI		AVG	AB	H	HR	RBI
at Bank One	.167	6	1	0	1	at Edison	.364	11	4	0	0
Turner	.300	20	6	0	3	Camden	—	—	—	—	—
Wrigley	.000	10	0	0	0	Fenway	.266	34	7	2	2
Cinergy	.059	17	1	0	1	Comiskey	.167	12	2	0	0
Coors	.500	10	5	0	3	Jacobs	.333	3	1	0	1
Pro Player	.118	17	2	0	2	Comerica	.214	14	3	0	3
Minute Maid	—	—	—	—	—	Kauffman	.143	7	1	0	0
Dodger	.500	6	3	0	0	Metrodome	.000	7	0	0	0
Miller	—	—	—	—	—	Yankee	.176	34	6	0	3
Olympic	.207	29	6	1	5	Net. Assoc.	.111	9	1	0	2
Shea	.265	98	26	1	13	SAFECO	.250	12	3	0	0
Veterans	.150	20	3	0	3	Tropicana	.059	17	1	0	1
PNC	—	—	—	—	—	Ballpark	.100	10	1	0	0
Busch	.250	128	32	2	14	SkyDome	.235	149	35	1	7
Qualcomm	.125	16	2	0	1	—	—	—	—	—	—
Pacific Bell	—	—	—	—	—	—	—	—	—	—	—

CASTILLO BY MONTH

	2002					CAREER				
	AVG	AB	H	HR	RBI	AVG	AB	H	HR	RBI
In March/April	.000	11	0	0	0	.215	121	26	1	6
May	.273	11	3	0	1	.195	149	29	3	10
June	.143	14	2	0	3	.235	179	42	1	22
July	—	—	—	—	—	.242	124	30	1	9
August	—	—	—	—	—	.236	110	26	2	14
Sept./Oct.	.000	1	0	0	0	.187	107	20	0	8
Before ASB	.139	36	5	0	4	.208	495	103	5	40
After ASB	.000	1	0	0	0	.237	295	70	3	29

CASTILLO'S STATISTICAL BREAKDOWN

	2002					CAREER				
	AVG	AB	H	HR	RBI	AVG	AB	H	HR	RBI
Home	.167	18	3	0	3	.251	375	94	3	35
Road	.105	19	2	0	1	.190	415	79	5	34
Day	.150	20	3	0	2	.208	332	69	3	23
Night	.118	17	2	0	2	.227	458	104	5	46
Grass	.147	34	5	0	4	.230	512	118	6	51
Turf	.000	3	0	0	0	.198	278	55	2	18
vs. LHP	.000	10	0	0	0	.161	273	44	1	6
vs. RHP	.185	27	5	0	4	.250	517	129	7	63
RISP	.273	11	3	0	4	.227	207	47	2	63
Bases Loaded	.000	1	0	0	0	.231	26	6	0	13
as Pinch Hitter	.000	1	0	0	0	.300	10	3	0	1
as DH	—	—	—	—	—	.000	1	0	0	0

CASTILLO'S CAREER FIELDING

Position	PCT.	G	PO	A	E	TC	DP	PB
Catcher	.990	324	1727	135	19	1881	15	19

CAREER TRANSACTIONS

- Signed as non-drafted free agent by New York (NL) April 15, 1987.
- Elected free agency Oct. 16, 1998; signed with Philadelphia Oct. 29, 1998.
- Selected in Major League Rule V Draft by St. Louis, Dec. 14, 1998.
- Traded to Toronto with LHP Lance Painter and RHP Matt Dewitt in exchange for RHP Pat Hentgen and LHP Paul Spoljaric, Nov. 11, 1999.
- Released Dec. 12, 2001; signed with New York (AL) Dec. 21, 2001.
- Elected free agency, Oct. 10, 2002; signed with San Francisco, Jan. 20, 2003.

Career Highs

- **Most Hits:** 3 (5 times), last: Aug. 10, 2001 at Anaheim (with Toronto)
- **Most RBI:** 3, Aug. 9, 1999 at Philadelphia (with St. Louis)
- **Most Home Runs:** 1 (8 times), last: May 26, 2001 at Boston (with Toronto)
- **Career Grand Slams:** None
- **Longest Hitting Streak:** 10 games, Aug. 8-23, 1999

Angel Chavez

INFIELDER



Birthdate: July 22, 1981

2003 Opening Day Age: 21

Birthplace: David, Panama

Resides: Tejar de Alanje, Panama

Bats: Right **Throws:** Right **Height:** 6-1 **Weight:** 180

M.L. Service: None

How Obtained: Signed as non-drafted free agent, November 6, 1998.

Contract Status: Non-roster invitee

CAREER...young Panamanian comes to big league camp as non-roster invitee...3rd baseman enters 5th professional campaign looking to crack double-A level...established career standards in almost every offensive category in 2002 while playing for San Jose...owns .267 career average with 28 HRs and 149 RBI in 286 minor league contests...

2002 SEASON...logged full season at single-A San Jose, serving as club's 3rd baseman...established career highs in games (130), at-bats (471), runs (61), hits (121), 3Bs (5), RBI (62) and stolen bases (21)...theft total was 3rd highest among Giants farmhands...led San Jose in games, RBI and SBs...played 113 games at 3B, 19 at SS and 1 at 2B...was tabbed San Jose's Co-Player of Month in August, hitting .311 with 15 runs, 3 2Bs, 6 HRs and 27 RBI in 25 games...had just 2 HRs coming into month...

2001...split year between Giants' single-A affiliates Hagerstown and San Jose...combined to hit .238 (84-for-353) with 42 runs, 24 2Bs, 5 HRs, 31 RBI and 11 stolen bases...opened year at Hagerstown, where he hit .189 with 2 HRs and 3 RBI in 13 games...following slow start, was sent to extended spring training April 23...earned promotion to San Jose May 22...remained with California League Co-Champions remainder of season, hitting .244 with 37 runs, 22 2Bs, 2 3Bs, 3 HRs and 28 RBI over 84 games...paced Giants in Cal League playoffs with 4 RBI on strength of 3-for-8 showing

(.375) with 2 runs, 3B and HR...**2000**...was limited to 7 games for Arizona Rookie League team due to injuries...**1999**...kicked off professional career with La Victoria of Venezuelan Summer League...established career high of 14 HRs in just 52 games...led league in HRs, runs (40), hits (64) and RBI (49), while finishing 3rd with .344 avg...

PERSONAL...attended Escuela Cultural Laboral de Provinica de Chiriquí, Panama...single...

ANGEL ARISTIDES CHAVEZ (CASTRO)

Year	Club	AVG	G	AB	R	H	2B	3B	HR	RBI	SH	SF	HP	BB	SO	SB	CS	E
1999	VSL-La Victoria	.344	52	186	40	64	12	1	14	49	0	2	1	15	32	11	3	—
2000	ARL-Giants	.276	7	29	2	8	0	1	1	7	1	0	0	1	5	1	1	0
2001	Hagerstown	.189	13	37	5	7	2	0	2	3	0	0	1	1	12	1	0	5
	San Jose	.244	84	316	37	77	22	2	3	28	5	3	1	16	60	10	4	16
2002	San Jose	.257	130	471	61	121	20	5	8	62	8	7	6	28	83	21	7	27
Minor Totals		.267	286	1039	145	277	56	9	28	149	14	12	9	61	192	44	15	48

CAREER TRANSACTIONS

■ Signed by San Francisco as non-drafted free agent, Nov. 6, 1998.

Jason Christiansen

LEFT-HANDED PITCHER



Birthdate: September 21, 1969

2003 Opening Day Age: 33

Birthplace: Omaha, Nebraska

Resides: Mesa, Arizona

Bats: Right **Throws:** Left **Height:** 6-5 **Weight:** 241

M.L. Service: 7 years, 110 days

How Obtained: Acquired from St. Louis July 31, 2001 in exchange for RHP Kevin Joseph and player to be named later (RHP Jason Farmer).

Contract Status: Signed through 2004 (signed 3-year deal prior to 2002 season with mutual option for 2005)

CAREER...8-year Major League veteran looks to make comeback from Tommy John surgery that cost him most of 2002 campaign...came to San Francisco in July 31, 2001 trade with St. Louis and quickly became top left-hander out of Giants bullpen for remainder of that season...has forged 1-1 mark with 2.45 ERA (6er, 22.0ip) over 31 outings in Giants uniform...has compiled 17-22 mark with 10 saves and 4.09 ERA in 360 big league relief appearances...after spending most of 1st 5 ML seasons with Pittsburgh, was acquired by St. Louis in trade-deadline deal in 2000...for his career, has held left-handers to just .234 batting average against (115-for-491) with 13 home runs...has averaged 8.8 strikeouts per 9.0 innings pitched in his career (319so, 326.0ip)...forged 2.65 ERA (29er, 98.1ip) in 99 appearances for Pirates during 1997 and 1998 campaigns...originally signed by Pittsburgh as non-drafted free agent July 5, 1991...

2002 SEASON...was lost for season after undergoing left elbow ligament reconstructive surgery May 30 ("Tommy John" surgery)...procedure was performed by Dr. James Andrews in Birmingham, AL...recovery was expected to be 11-14 months...was originally placed on 15-day Disabled List prior to April 20 game in Houston (retro to April 18) with soreness in left elbow...discomfort showed in performance, as he logged 5.40 ERA (3er, 5.0ip) in his 6 outings...

2001...was acquired July 31 from St. Louis in exchange for minor league RHP Kevin Joseph and player to be named later (RHP Jason Farmer)...after coming to SF, emerged as Giants' top left-hander out of bullpen...was uncensored upon in 23 of 25 outings with SF, while forging 1-0 mark with 1.59 ERA (3er, 17.0ip)...overall, was 2-1 with 3 saves and 3.22 ERA (13er, 36.1ip)...ended cam-

paigned by pitching some of the best ball of his career, notching 19-consecutive scoreless outings Aug. 12-Oct. 7...was also unscored upon in 28 of last 31 efforts overall...was unscored upon in 44 of 52 outings overall on season (84.6%)...after ERA peaked at 5.40 on July 12, allowed just 3 earned runs in 21.1 innings (1.27 ERA) over final 32 appearances...while tough against left-handed hitters, was even stingier to righties, allowing just .200 avg. against (14-for-70)...posted 1-1 record with 3 saves and 4.66 ERA in 30 appearances with Cardinals...missed April due to injury, logging rehab stint with Triple-A Memphis (0-0, 2.25 ERA in 7 games)...tallied 1st save of year May 28 vs. Milwaukee, striking out only batter faced to preserve 6-2 St. Louis win...recorded back-to-back saves July 16-17 vs. Minnesota...recorded 1st win as Giant Aug. 7 in Cincinnati (9-3 SF triumph), logging scoreless 10th inning before SF broke game open with 6-run 11th...**2000**...split season between Pittsburgh and St. Louis...was acquired by eventual NL Central champion Cardinals July 30...ranked 3rd in NL with 22 holds...stranded 29 of 37 inherited runners (78.4%), which ranked 5th among all NL relievers...retired 47 of 65 (72.3%) 1st batters faced, 8th-best mark in circuit...had 65 combined appearances, fanning 53 in 48.0 innings while allowing just 3 home runs...did not allow earned run in his last 16 games (7.1ip) while boasting 0.00 ERA in 11 contests during September stretch run (4.1ip)...earned 1st win in Cardinal uniform Aug. 18 vs. Philadelphia, recording final 2 outs in 9th inning of 7-6 win...pitched in 3 of St. Louis' 8 postseason contests, firing 2.1-perfect innings (1so)...**1999**...had injury-plagued season that included 3 separate stints on Disabled List...opened year with Pittsburgh and was scored upon just once in 1st 7 games, logging 1.93 ERA over stretch (2er, 9.1ip)...was placed on 15-day Disabled List May 13 (retroactive to May 7) with neck strain...had 2-scoreless appearances (3.0ip) while pitching with double-A Altoona on rehab assignment...was reinstated from DL May 28...counting 2 outings prior to going on DL, made 13-consecutive scoreless appearances between May 5 and June 27, covering 12.1 innings...picked up saves in back-to-back outings June 25 and June 27...was placed on 15-day Disabled List July 30 with lower back inflammation...made 2-scoreless rehab appearances with triple-A Nashville before being reinstated Aug. 21...warmed up in bullpen and took mound Aug. 22 vs. Arizona, but could not pitch due to back and neck spasms...went back on DL Aug. 24 and was reinstated Sept. 23...had 4 scoreless appearances to end season...held opponents to just .198 batting avg. against, including .205 mark with no homers to lefties...was successful on 3 of 5 save opportunities while stranding 15 of 19 inherited runners (78.9%)...**1998**...spent entire season with Pirates, sharing club lead for appearances (60) with Ricardo Rincon...set career highs in innings pitched (64.2) and strikeouts (71)...also posted career-low 2.51 ERA...led Bucs' bullpen in strikeouts and averaged 9.9 punchouts per 9.0 innings pitched...stranded 33 of 44 inherited runners (75.0%) and converted 6 of 10 save opportunities...notched his 1st ML save June 3 vs. New York, tossing scoreless 9th inning in combined 3-0 shutout with Jon Lieber...surrendered 1st home run of season (FLA's Derek Lee) July 22, after going 39 games and 42.0 innings without serving up long ball...singled off Rockies' Dave Veres at Three Rivers Stadium for 1st ML hit Aug. 4...surrendered Mark McGwire's 63rd homer Sept. 15 at St. Louis (game 1)...**1997**...began season on 60-day Disabled List while recovering from arthroscopic surgery on left elbow in August 1996...pitched in extended spring training before joining double-A Carolina on rehab assignment May 23...was reinstated from DL June 19...made 1st appearance with Pittsburgh that night at New York and retired only 2 batters faced...was scored upon just twice (allowed solo homers Aug. 16 and Sept. 7) in his final 27 games, forging 0.75 ERA over span (2er, 24.0ip)...posted 0.59 ERA (1er, 15.1ip) in his last 19 appearances...was ejected by home plate umpire Mark Barron Sept. 3 after hitting Cleveland pitcher Orel Hershiser with pitch...won career-high 3 straight decisions July 15-Sept. 28...**1996**...began campaign on Pirates' Opening Day roster...picked up win in 1st appearance, April 2 at Florida...tossed career-high 5.0 innings June 6 at Los Angeles...was optioned to triple-A Calgary July 18...stranded 15 of 18 inherited baserunners (83.3%) with Pittsburgh...made 2 starts with Calgary before going on Disabled List for remainder of season Aug. 12 with left elbow strain...had arthroscopic surgery performed on left elbow Aug. 28 by Dr. Brian Jewell...**1995**...made Pittsburgh's Opening Day roster as true rookie and spent entire season with Pirates, logging 1-3 mark with 4.15 ERA...led club with 63 appearances, most by Bucs left-handed rookie since John Smiley had 63 in 1987...did not surrender run in 1st 8 games (4.2ip) and was charged with just 2 earned runs in 1st 23 outings (18.1ip, 0.98 ERA)...picked up 1st ML win May 18 at Los Angeles...went 1-0 with 1.78 ERA (5er, 25.1ip) in 1st 33 games...however, slipped to 0-3 with 6.10 ERA (21er, 31.0ip) over final 30 outings...**1994**...opened year at double-A Carolina...did not allow run in his last 9 appearances with Mudcats (13.0ip)...was promoted to triple-A Buffalo June 20...tossed 12.1-scoreless innings over 13 appearances July 3-27...was combined 5-2 with 2.24 ERA in 61 games with Carolina and Buffalo...**1993**...spent bulk of season with class-A Salem...led club and finished 2nd in Carolina League with 57 appearances...was named to league All-Star team and tossed 1.0-scoreless inning of relief in game July 25...was promoted to Carolina on Aug. 31...**1992**...began season at class-A Augusta...was promoted to Salem in early May and led staff in appearances with 38...went combined 4-1 with 4 saves and 2.82 ERA in 48

games with 2 clubs... **1991** ...split 1st professional season between Bradenton (rookie) and Welland (A)...went combined 1-1 with 1 save and 1.84 ERA...

PERSONAL ...graduated from Elkhorn (NE) High School, where he played baseball and basketball and ran track...baseball team captured state championship in 1988...graduate of Iowa Western Junior College, where he was teammate of current New York Yankees pitcher Jon Lieber...also attended Cameron University in Oklahoma...earned 2nd-team All-America honors in 1991...married (Heather)...daughter (Makena, Jan. 25, 2000)...

JASON SAMUEL CHRISTIANSEN

Year	Club	W-L	ERA	G	GS	CG	SH	SV	IP	H	R	ER	HR	HB	BB	SO	WP	BK
1991	GCL Pirates	1-0	0.00	6	0	0	0	1	8.0	4	0	0	0	0	1	8	0	0
	Welland	0-1	2.53	8	1	0	0	0	21.1	15	9	6	1	1	12	17	5	0
1992	Augusta	1-0	1.80	10	0	0	0	2	20.0	12	4	4	0	0	8	21	1	0
	Salem	3-1	3.24	38	0	0	0	2	50.0	47	20	18	7	1	22	59	0	1
1993	Salem	1-1	3.15	57	0	0	0	4	71.1	48	30	25	5	4	24	70	2	0
	Carolina	0-0	0.00	2	0	0	0	0	2.2	3	0	0	0	0	1	2	0	0
1994	Carolina	2-1	2.09	28	0	0	0	2	38.1	30	10	9	2	1	14	43	2	0
	Buffalo	3-1	2.41	33	0	0	0	0	33.2	19	9	9	3	0	16	39	1	0
1995	Pittsburgh	1-3	4.15	63	0	0	0	0	56.1	49	28	26	5	3	34	53	4	1
1996	Pittsburgh	3-3	6.70	33	0	0	0	0	44.1	56	34	33	7	1	19	38	4	1
	Calgary	1-0	3.27	2	2	0	0	0	11.0	9	4	4	1	0	1	10	0	0
1997	Carolina	0-1	4.20	8	1	0	0	1	15.0	17	7	7	1	0	5	25	0	0
	Pittsburgh	3-0	2.94	39	0	0	0	0	33.2	37	11	11	2	2	17	37	4	0
1998	Pittsburgh	3-3	2.51	60	0	0	0	6	64.2	51	22	18	2	2	27	71	3	0
1999	Pittsburgh	2-3	4.06	39	0	0	0	3	37.2	26	17	17	2	2	22	35	0	0
	Altoona	0-0	0.00	2	1	0	0	0	3.0	1	0	0	0	0	1	2	0	0
2000	Nashville	0-0	0.00	2	0	0	0	0	2.0	0	0	0	0	0	1	0	0	0
	Pittsburgh	2-8	4.97	44	0	0	0	1	38.0	28	22	21	2	0	25	41	3	0
2001	St. Louis	1-0	5.40	21	0	0	0	0	10.0	13	7	6	1	2	2	12	0	0
	St. Louis	1-1	4.66	30	0	0	0	0	19.1	15	10	10	4	1	10	19	0	0
2002	San Francisco	1-0	1.59	25	0	0	0	0	17.0	14	3	3	1	0	5	12	4	0
	San Francisco	0-1	5.40	6	0	0	0	0	5.0	6	3	3	1	0	2	1	0	0
Minor Totals		12-6	2.67	196	5	0	0	12	276.2	205	93	82	20	7	105	297	11	1
S.F. Totals		1-1	2.45	31	0	0	0	0	22.0	20	6	6	2	0	7	13	4	0
M.L. Totals		17-22	4.09	360	0	0	0	10	326.0	295	157	148	27	11	178	319	22	2

CHRISTIANSEN'S M.L. BATTING

M.L. Batting	AVG	G	AB	R	H	2B	3B	HR	RBI	SH	SF	HP	BB	SO	SB	CS	E
--- 2002	.---	6	0	0	0	0	0	0	0	0	0	0	0	0	0	0	0
--- Career	.100	354	10	0	1	0	0	0	1	1	0	0	0	0	0	0	4

LAST HOME RUN: None

DIVISION SERIES RECORD

Year	Club	W-L	ERA	G	GS	CG	SH	SV	IP	H	R	ER	HR	HB	BB	SO	WP	BK
2000	STL vs. ATL	0-0	0.00	1	0	0	0	0	0.1	0	0	0	0	0	0	0	0	0

LEAGUE CHAMPIONSHIP SERIES RECORD

Year	Club	W-L	ERA	G	GS	CG	SH	SV	IP	H	R	ER	HR	HB	BB	SO	WP	BK
2000	STL vs. NY	0-0	0.00	2	0	0	0	0	2.0	0	0	0	0	0	0	1	0	0

CHRISTIANSEN VS. MAJOR LEAGUE TEAMS

2002						NL						CAREER						2002						AL						CAREER																																																																																																																																																																																	
W-L-S	ERA	G	IP	H	ER	W-L-S	ERA	G	IP	H	ER	W-L-S	ERA	G	IP	H	ER	W-L-S	ERA	G	IP	H	ER	W-L-S	ERA	G	IP	H	ER	W-L-S	ERA	G	IP	H	ER																																																																																																																																																																												
---	---	---	---	---	---	Arizona	1-1-0	2.00	11	9.0	9	2	---	---	---	---	---	---	Anaheim	---	---	---	---	---	---	---	---	---	---	---	---	Baltimore	---	---	---	---	---	---	---	---	---	---	---	---	Boston	---	---	---	---	---	---	---	---	---	---	---	---	Chicago	0-0-0	0.00	3	3.1	1	0	---	---	---	---	---	---	Cleveland	0-0-0	0.00	8	7.1	7	0	---	---	---	---	---	---	Detroit	0-0-0	7.36	4	3.2	3	3	---	---	---	---	---	---	Kansas City	1-2-0	4.50	5	8.0	6	4	---	---	---	---	---	---	Minnesota	1-0-2	2.08	7	4.1	1	1	---	---	---	---	---	---	New York	---	---	---	---	---	---	---	---	---	---	---	---	Oakland	---	---	---	---	---	---	---	---	---	---	---	---	Seattle	---	---	---	---	---	---	---	---	---	---	---	---	Tampa Bay	---	---	---	---	---	---	---	---	---	---	---	---	Texas	---	---	---	---	---	---	---	---	---	---	---	---	Toronto	---	---	---	---	---	---	---	---	---	---	---	---	Interleague	2-2-2	2.70	27	26.2	18	8
0-0-0	4.50	2	2.0	4	1	Los Angeles	1-1-1	3.54	28	28.0	24	11	---	---	---	---	---	---	---	---	---	---	---	---	San Diego	1-2-1	5.06	26	21.1	16	12	---	---	---	---	---	---	San Francisco	2-1-0	2.45	18	18.1	19	5																																																																																																																																																																			
0-0-0	0.00	1	0.1	0	0	Milwaukee	0-1-4	3.86	22	16.1	14	7	---	---	---	---	---	---	---	---	---	---	---	---	St. Louis	0-0-1	1.42	22	19.0	12	3	---	---	---	---	---	---	---	---	---	---	---	---	Montreal	1-1-1	5.87	21	23.0	25	15	---	---	---	---	---	---	New York	2-0-1	4.05	22	20.0	18	9	---	---	---	---	---	---	Philadelphia	1-1-0	4.57	23	21.2	15	11	---	---	---	---	---	---	Pittsburgh	0-0-0	0.00	6	3.1	1	0																																																																																																																						

CHRISTIANSEN'S CAREER IN BALLPARKS

	W-L-S	ERA	G	IP	H	ER		W-L-S	ERA	G	IP	H	ER
at Bank One	1-1-0	2.35	8	7.2	7	2	at Edison	---	---	---	---	---	---
Turner	0-1-0	13.50	3	2.0	3	3	Camden	---	---	---	---	---	---
Wrigley	0-2-0	9.00	18	10.0	17	10	Fenway	---	---	---	---	---	---
Cinergy	2-1-0	5.06	15	16.0	13	9	Comiskey	0-0-0	0.00	1	1.1	1	0
Coors	0-2-0	7.15	11	11.1	13	9	Jacobs	0-0-0	0.00	6	5.2	6	0
Pro Player	1-1-0	1.42	12	12.2	8	2	Comerica	---	---	---	---	---	---
Minute Maid	0-0-0	0.00	1	0.1	0	0	Kauffman	0-1-0	3.00	2	3.0	2	1
Dodger	1-1-0	5.25	12	12.0	12	7	Metrodome	0-0-0	5.40	2	1.2	1	1
Miller	0-0-0	0.00	2	1.0	1	0	Yankee	---	---	---	---	---	---
Olympic	0-1-1	6.08	10	13.1	14	9	Net. Assoc.	---	---	---	---	---	---
Shea	0-0-0	7.88	12	8.0	10	7	SAFECO	---	---	---	---	---	---
Veterans	0-0-0	5.23	11	10.1	4	6	Tropicana	---	---	---	---	---	---
PNC	0-0-0	0.00	1	1.0	0	0	Ballpark	---	---	---	---	---	---
Busch	2-0-3	3.86	43	25.2	22	11	SkyDome	---	---	---	---	---	---
Qualcomm	0-2-1	3.09	13	11.2	8	4							
Pacific Bell	0-0-0	0.93	16	9.2	6	1							

CHRISTIANSEN BY MONTH

	2002						CAREER					
	W-L-S	ERA	G	IP	H	ER	W-L-S	ERA	G	IP	H	ER
In March/April	0-1-0	5.40	6	5.0	6	3	4-7-1	5.04	49	50.0	44	28
May	---	---	---	---	---	---	3-3-2	2.57	55	56.0	39	16
June	---	---	---	---	---	---	2-4-3	3.63	68	67.0	61	27
July	---	---	---	---	---	---	2-3-5	5.84	72	61.2	61	40
August	---	---	---	---	---	---	5-5-2	4.50	55	48.0	59	24
Sept./Oct.	---	---	---	---	---	---	1-0-0	2.70	61	43.1	31	13
Before ASB	0-1-0	5.40	6	5.0	6	3	10-14-6	3.64	196	193.0	181	78
After ASB	---	---	---	---	---	---	7-8-7	4.74	164	133.0	134	70

CHRISTIANSEN'S STATISTICAL BREAKDOWN

	2002						CAREER					
	W-L-S	ERA	G	IP	H	ER	W-L-S	ERA	G	IP	H	ER
Season	0-1-0	5.40	6	5.0	6	3	17-22-13	4.09	360	326.0	295	148
Home	0-0-0	3.86	3	2.1	3	1	11-8-9	3.72	177	157.1	142	65
Road	0-1-0	6.75	3	2.2	3	2	6-14-4	4.43	183	168.2	153	83
Day	0-0-0	3.86	3	2.1	3	1	3-12-4	4.47	131	112.2	110	56
Night	0-1-0	6.75	3	2.2	3	2	14-10-9	3.88	229	213.1	185	92
Starter	---	---	---	---	---	---	---	---	---	---	---	---
Reliever	0-1-0	5.40	6	5.0	6	3	17-22-13	4.09	360	326.0	295	148

CHRISTIANSEN'S CAREER FIELDING

Position	PCT.	G	PO	A	E	TC	DP	PB
Pitcher	.929	354	7	45	4	56	1	---

CAREER TRANSACTIONS

- Signed by Pittsburgh as non-drafted free agent, July 5, 1991.
- Placed on 15-day Disabled List March 31-June 19, 1997 while recovering from left elbow surgery.
- Placed on 15-day Disabled List May 7-28, 1999 (including rehabilitation assignment with Altoona, May 22-28) with strained neck.
- Placed on 15-day Disabled List July 29-Aug. 21, 1999 (including rehabilitation assignment with Nashville, Aug. 16-21) with lower back inflammation.
- Traded to St. Louis in exchange for IF Jack Wilson, July 30, 2000.
- Traded to San Francisco in exchange for RHP Kevin Joseph and player to be named later (RHP Jason Farmer), July 31, 2001.
- Granted free agency, Nov. 6, 2001; Re-signed with San Francisco, Dec. 5, 2001.

Career Highs

- **Low-Hit Game:** No complete games
- **Innings Pitched - Starter:** No career starts
Reliever: 5.0, June 6, 1996 at Los Angeles
 (with Pittsburgh)
- **Most Strikeouts:** 4 (5 times); last: April 20, 2000 at Florida (with Pittsburgh)
- **Winning Streak:** 3 games, July 15-Sept. 28, 1997
- **Losing Streak:** 7 games, April 8-June 18, 2000

Jose Cruz, Jr.

OUTFIELDER



Birthdate: April 19, 1974

2003 Opening Day Age: 28

Birthplace: Arroyo, Puerto Rico

Resides: Coral Gables, Florida

Bats: Both **Throws:** Right **Height:** 6-0 **Weight:** 210

M.L. Service: 5 years, 63 days

How Obtained: Signed as free agent, January 28, 2003.

Contract Status: Signed through 2003 (signed 1-year deal with mutual option for 2004 prior to 2003 season)

CAREER...switch-hitting outfielder brings combination of power and speed to San Francisco after signing as free agent Jan. 28...7-year Major League veteran is 1 of 28 players in baseball history (2nd Blue Jay) to post 30-homer, 30-steal season, accomplishing feat in 2001 by clubbing 34 HRs and stealing 32 bases for Toronto...runner-up in 1997 AL Rookie of Year balloting (behind BOS' Nomar Garciaparra) owns .251 lifetime batting avg. with 424 runs, 148 2Bs, 31 3Bs, 134 HRs, 389 RBI and 86 stolen bases in 747 career big league contests...has hit at least 25 roundtrippers in 3 of his 6 seasons, including pair of 30-homer campaigns...excellent defensive outfielder has posted .987 career fielding pct., committing just 23 errors in 1,799 total chances...originally 3rd overall pick in June 1995 draft by Seattle, made ML debut with Mariners in 1997 before being dealt to Toronto July 31, 1997...leaves Blue Jays ranked among franchise's all-time top 10 with 122 homers (8th), 85 stolen bases (T9th) and .462 slugging pct. (8th, min. 2,000 plate appearances)...is son of former Houston Astros All-Star Jose Cruz, who played in majors from 1970-88 with St. Louis, Houston and New York Yankees, and nephew of former big leaguers Hector Cruz and Tommy Cruz...Hector played for Giants from 1978-79...with 403 stolen bases between Jose (317) and Jose, Jr. (86), pair represents 4th-best father-son stolen base tandem in baseball history...

2002 SEASON...hit .245 with 26 2Bs, 5 3Bs, 18 HRs and 70 RBI in 124 games for Toronto...started 118 contests, logging 52 opening assignments in LF, 46 in RF and 20 in CF...displayed excellent glove work at each position, matching career high with 9 outfield assists while posting .992 fielding pct. (2 errors in 266 total chances)...5 assists came as Rfer, tied for 8th in AL...had best season against right-handed pitching, batting .253 with 15 HRs...had season-best 9-game hitting streak May 27-June 5, going 11-for-36 (.306)...enjoyed best success overall from 3-hole, hitting at .285 clip (51-for-179) with 7 HRs, 33 RBI and .520 slugging pct...posted monthly highs with 24 hits, 8 2Bs, 6 HRs and 20 RBI in June...connected for pair of HRs June 3 vs. Tampa Bay (both off Tanyon Sturtze) for 10th career multi-homer contest...set career high with 6 RBI June 25 at Tampa Bay with 4th career 4-hit effort, going 4-for-5 with 2 2Bs and HR...batting avg. was just .227 (73-for-322) at All-Star Break, but was .285 (41-for-144) in 2nd half...forced to leave July 13 contest vs. Boston in 3rd inning with aggravated left hamstring, injury that kept him out of lineup for next 4 games...hit .316 (12-for-38) in 9 Aug. games before suffering sprained left ankle...injury occurred sliding into wall along 1st base line while attempting to make catch in foul territory Aug. 9 vs. Anaheim...was placed on Disabled List Aug. 15-Sept. 14, missing 33 games...was activated from DL Sept. 15 and connected for pinch-homer (2nd of career) off Tampa Bay's Wilson Alvarez...

2001...was only AL player to post 30-homer, 30-steal season and just 2nd Blue Jay ever to accomplish feat, finishing campaign with 34 HRs and 32 steals...Shawn Green is only other Blue Jay to accomplish feat, hitting 35 HRs and stealing 35 bases in 1998...also hit .274 with 38 2Bs and 4 3Bs in 146 games...in fact, was just 1 of 3 players in majors to reach 30-30 plateau, joining MON's Vladimir Guerrero and PHI's Bobby Abreu...named Neil MacCarl Award winner as team MVP by Toronto chapter of BBWAA...set career highs in average, hits (158), 2Bs, HRs, RBI, strikeouts (138) and stolen bases...finished 7th in AL in stolen bases, tied for 6th in extra-base hits (76), tied for 10th in 2Bs, 10th in HRs off right-handed pitching (26), 5th in road HRs (19) and 6th with 86.5 pct. (32-for-37) stolen base success rate...started 141 games, including 132 in CF and 9 in RF...enjoyed power surge in 2nd half, clubbing 23 of his 34 HRs after All-Star Break to match CLE's Jim Thome

for 2nd most in AL over span...had 4 multi-HR games, connecting for pair of clouts July 20 at Yankees (both off Bret Jodie), Aug. 5 vs. Baltimore (both off Josh Towers), Aug. 11 at Anaheim (off Ramon Ortiz and Al Levine) and Aug. 14 vs. Oakland (off Tim Hudson and Jason Isringhausen)...in fact, belted 12 homers in Aug. to lead AL and match Toronto's club record for most HRs in single month (Carlos Delgado, Aug. 1999)...made 53 starts batting leadoff, posting .240 avg. with 16 HRs and 28 RBI...had 4 clouts to leadoff contest, going deep July 20 at Yankees (off Jodie), Aug. 19 vs. Texas (off Aaron Myette), Aug. 22 vs. Minnesota (off Rick Reed) and Sept. 3 vs. Yankees (off Andy Pettitte)...opened season with career-best 19-game hitting streak April 4-27, batting .369 (27-for-73) with 6 HRs and 18 RBI...19-game streak matched his father's longest career streak...also reached base safely in 10 straight plate appearances April 13-17, going 6-for-6 with HR and 4 walks...suffered lower back strain which placed him on DL May 6-21, ending stretch as Blue Jays ironman at 196 consecutive games played...swiped career high 3 bases June 3 vs. Boston...had pair of 4-hit games, June 15 at Montreal and Aug. 11 at Anaheim...last of his 12 Aug. HRs was 1st career pinch-clout, connecting off Pettitte at Yankee Stadium...established club record by homering in 6 consecutive games Sept. 29-Oct. 5 (Game 1), bettering old Toronto mark of 4 straight games with HR...put exclamation point on power binge with 1st career grand slam off Cleveland's Chuck Finley...finished season by capturing AL Player of Week honors for Oct. 1-7 after hitting .423 (11-for-26) with 2 2Bs, 4 HRs and 11 RBI...**2000**...batted .242 with then-career highs of 146 hits, 31 HRs, 76 RBI and 15 stolen bases...played in all 162 games to become 7th Blue Jay to play in every contest...hit .290 off lefties but with just 5 HRs, while connecting for 26 clouts off right-handed pitching...was moved to leadoff spot in middle of April when Shannon Stewart was injured...connected for 1st career leadoff HR April 19 vs. Anaheim's Ken Hill...duplicated feat April 22 vs. Yankees as part of 5th career multi-HR game, with both clouts coming off David Cone...hit 3rd leadoff clout next day, shot off Yankees' Orlando Hernandez...became just 2nd Blue Jay to hit leadoff HRs in consecutive games, joining Damaso Garcia (June 1-2, 1983)...was named AL Player of Week May 1-7 after hitting .387 with 9 runs, 3 2Bs, 4 HRs, 9 RBI and 5 walks...in fact, homered in 3 consecutive games May 5-7 at Cleveland's Jacobs Field...connected for 20th HR in 2nd to last game prior to All-Star Break, giving Toronto 1st set of 4 teammates in ML history to each hit 20 clouts prior to Mid-Summer Classic (also Tony Batista, Carlos Delgado and Raul Mondesi)...was 1 of 4 Blue Jays to hit 30 HRs overall (Batista, Delgado and Brad Fullmer), marking just 2nd time in AL history 1 team had produced 4 30-HR sluggers (Anaheim in 2000)...also joined total of 7 Toronto players that crested 20-HR plateau, making Blue Jays just 2nd club in AL history to accomplish feat...**1999**...appeared in 106 games with Toronto, batting .241 with 19 2Bs, 3 3Bs, 14 HRs and 45 RBI...delivered 8 consecutive extra-base hits May 8-16, clubbing 5 2Bs, 1 3B and 2 HRs...was disabled June 24-July 8 after suffering fracture to tip of middle finger on left hand...made rehabilitation stint with triple-A Syracuse, going 6-for-14 (.429) with HR and 2 RBI...slumped upon return and was optioned to Syracuse Aug. 6 after enduring 4-for-31 (.129) spell...returned to appear in 16 games with Blue Jays down stretch, making 11 starts...combined to hit at .361 clip (13-for-36) with 3 HRs and 10 RBI in Sept. and Oct...set club record for outfielder in 9-inning game with 10 putouts and 10 total chances while playing LF Oct. 1 at Cleveland...**1998**...split season between Toronto and Syracuse, hitting .253 with 11 HRs and 42 RBI in 105 big league games...started season off with bang, going 3-for-3 with HR and 3 RBI on Opening Day...however, went 96 at-bats before next extra-base hit, HR May 20 vs. Tampa Bay...was optioned to Syracuse June 13 with .213 avg., 1 3B and 3 HRs...appeared in 40 minor league contests and batted .298 (42-for-141) with 14 2Bs, 1 3B, 7 HRs and 23 RBI...named International League Player of Week July 20-26...recalled to Toronto July 30 and excelled in Aug., hitting .366 (37-for-101) with 11 2Bs, 1 3B, 5 HRs and 28 RBI...slumped to .200 (18-for-90) with 3 HRs in Sept...started 96 games overall on campaign, making 95 opening assignments in CF and 1 in LF...**1997**...finished 2nd in AL Rookie of Year voting behind Nomar Garciaparra (BOS)...named to TOPPS ML Rookie All-Star Team...opened season with triple-A Tacoma in Seattle organization, but was recalled to Mariners May 31 and made ML debut that day vs. Detroit, starting in LF and going 0-for-4 with RBI...collected 1st ML hit June 2 vs. Toronto, 2B off Luis Andujar...connected off Blue Jays' Woody Williams for 1st big league HR June 3...collected 1st career multi-HR game June 6 at Detroit, clubbing pair of 2-run shots off Omar Oliveras...had 2nd 2-homer game July 1 vs. San Francisco, establishing then-career high with 5 RBI on strength of 2-run HR off William Van Landingham and 3-run blast off Joe Roa...was hitting .268 with 12 2Bs, 1 3B, 12 HRs and 34 RBI for Seattle when he was dealt to Toronto July 31 in exchange for RHP Mike Timlin and LHP Paul Spoljaric...made Blue Jays debut Aug. 1 at Tiger Stadium and immediately impressed, belting 2-run HR off Dan Miceli...joined Roberto Alomar as just 2nd player in Blue Jays history to homer from both sides of plate, going deep twice Aug. 24 at Kansas City...hit solo HR batting left-handed off Ricky Bones and 2-run blast batting right off Larry Casian...also marked 1st career 4-hit game...finished with 4 multi-HR games after twice going deep off Mets' Turk Wendell Sept. 2 at Shea Stadium...finished 2nd among AL rookies in HRs (26), RBI (68), extra-base hits (46) and outfield assists (4), while

ranking 3rd in multi-hit games (28), runs (59) and total bases (197)...**1996**...named Mariners' Organizational Player of Year after combining for 17 2Bs, 15 HRs and 89 RBI in 122 games while making tour of Seattle outposts...opened season with Lancaster, Seattle's single-A affiliate in California League...singled in JetHawks home opener, which was 1st game in their new stadium and 1st minor league game played in Los Angeles county since Sept. 15, 1957...captured league Player of Week honors for April 4-13 after hitting robust .442 (19-for-43)...named to mid season Cal League All-Star team...after hitting .325 with 6 HRs and 43 RBI was promoted to double-A Port City...hit .282 with 3 HRs and 31 RBI in 47 Southern League games to earn late-season promotion to Tacoma...finished campaign by batting .237 with 6 HRs and 15 RBI in 22 Pacific Coast League contests...**1995**...signed by Mariners July 20 after he was 3rd overall selection in June draft...made pro debut with single-A Everett in Northwest League, singling in 1st professional at-bat...after just 3 games was promoted to single-A Riverside...drove in 29 runs and scored 34 in just 35 games for Pilots...played winter ball for Santurce in Puerto Rico, club managed by his father...

PERSONAL...graduated from Bellaire (Houston, TX) High School in 1992 after leading school to top national ranking by *USA Today*...attended Rice (TX) University, earning co-Freshman of Year honors in 1993...3-time All-American selection from 1993-95 set 15 school records, including career batting avg. (.375), home runs (43), RBI (203) and slugging pct. (.674), which was also Southwest Conference record...played with Team USA in 1994...named conference Player of Year and finalist for Golden Spikes Award in 1995...married (Sarah)...has 2 sons (Trei, July 5, 1998 and Antonio, June 27, 1999) and 1 daughter (Alisa Loren, Jan. 16, 2002)...

JOSE L. CRUZ, JR.

Year	Club	AVG	G	AB	R	H	2B	3B	HR	RBI	SH	SF	HP	BB	SO	SB	CS	E
1995	Everett	.455	3	11	6	5	0	0	2	0	0	0	0	3	3	1	0	0
	Riverside	.257	35	144	34	37	7	1	7	29	0	2	0	24	50	3	1	3
1996	Lancaster	.325	53	203	38	66	17	1	6	43	0	6	0	39	33	7	1	1
	Port City	.282	47	181	39	51	10	2	3	31	0	1	0	27	38	5	0	1
1997	Tacoma	.237	22	76	15	18	1	2	6	15	1	0	0	18	12	1	1	0
	Tacoma	.268	50	190	33	51	16	2	6	30	1	0	1	34	44	3	0	0
1998	Seattle	.268	49	183	28	49	12	1	12	34	1	1	0	13	45	1	0	3
	Toronto	.231	55	212	31	49	7	0	14	34	0	4	0	28	72	6	2	2
1999	Toronto	.253	105	352	55	89	14	3	11	42	0	4	0	57	99	11	4	4
	Syracuse	.298	40	141	29	42	14	1	7	23	0	1	0	32	32	8	4	1
2000	Toronto	.241	106	349	63	84	19	3	14	45	1	0	0	64	91	14	4	3
	Syracuse	.184	31	103	17	19	3	1	3	14	0	1	0	28	20	5	0	0
2001	Toronto	.242	162	603	91	146	32	5	31	76	2	3	2	71	129	15	5	3
2002	Toronto	.274	146	577	92	158	38	4	34	88	2	2	1	45	138	32	5	3
2002	Toronto	.245	124	466	64	114	26	5	18	70	1	4	0	51	106	7	1	2
Minor Totals		.276	281	1049	211	289	68	10	38	187	2	11	1	205	232	33	7	6
M.L. Totals		.251	747	2742	424	689	148	21	134	389	7	18	3	329	680	86	21	20

CRUZ, JR. VS. MAJOR LEAGUE TEAMS

2002						NL						CAREER						2002						AL						CAREER								
AVG	AB	H	HR	RBI		AVG	AB	H	HR	RBI		AVG	AB	H	HR	RBI		AVG	AB	H	HR	RBI		AVG	AB	H	HR	RBI		AVG	AB	H	HR	RBI				
.167	12	2	0	0		Arizona	.167	12	2	0	0		.346	26	9	1	3		Anaheim	.246	183	45	11	32		.333	54	18	3	11		Baltimore	.250	216	54	10	27	
---	---	---	---	---		Atlanta	.281	32	9	0	3		---	---	---	---	---		Boston	.249	257	64	9	29		---	---	---	---	---		Chicago	.234	128	30	4	14	
---	---	---	---	---		Chicago	---	---	---	---	---		---	---	---	---	---		Chicago	.234	128	30	4	14		---	---	---	---	---		Cleveland	.286	175	50	11	35	
---	---	---	---	---		Cincinnati	---	---	---	---	---		---	---	---	---	---		Detroit	.181	177	32	7	17		---	---	---	---	---		Florida	.296	54	16	2	5	
.077	13	1	0	0		Colorado	.095	21	2	0	1		---	---	---	---	---		Kansas City	.307	137	42	5	16		---	---	---	---	---		Houston	---	---	---	---	---	
---	---	---	---	---		Florida	.296	54	16	2	5		---	---	---	---	---		Los Angeles	.286	14	4	1	3		---	---	---	---	---		Los Angeles	.286	14	4	1	3	
---	---	---	---	---		Houston	---	---	---	---	---		---	---	---	---	---		Minnesota	.103	29	3	0	3		---	---	---	---	---		Milwaukee	.000	1	0	0	0	
250	8	2	0	0		Los Angeles	.286	14	4	1	3		---	---	---	---	---		New York	.167	48	8	1	6		---	---	---	---	---		Montreal	.261	88	23	3	10	
---	---	---	---	---		Milwaukee	.000	1	0	0	0		---	---	---	---	---		New York	.167	48	8	1	6		---	---	---	---	---		New York	.310	42	13	5	6	
.182	22	4	0	1		Montreal	.261	88	23	3	10		---	---	---	---	---		Oakland	.167	24	4	1	2		---	---	---	---	---		Philadelphia	.149	47	7	0	3	
---	---	---	---	---		New York	.310	42	13	5	6		---	---	---	---	---		Seattle	.235	153	36	4	17		---	---	---	---	---		Pittsburgh	---	---	---	---	---	
---	---	---	---	---		Philadelphia	.149	47	7	0	3		---	---	---	---	---		Tampa Bay	.301	216	65	16	55		---	---	---	---	---		St. Louis	---	---	---	---	---	
---	---	---	---	---		Pittsburgh	---	---	---	---	---		---	---	---	---	---		Texas	.225	169	38	6	15		---	---	---	---	---		San Diego	.000	6	0	0	0	
---	---	---	---	---		St. Louis	---	---	---	---	---		---	---	---	---	---		Toronto	.467	15	7	1	1		---	---	---	---	---		San Francisco	.316	19	6	3	6	
---	---	---	---	---		San Diego	.000	6	0	0	0		---	---	---	---	---		Interleague	.245	335	82	14	37		---	---	---	---	---								
.333	6	2	1	1		San Francisco	.316	19	6	3	6		.180	61	11	1	2																					

CRUZ, JR.'S CAREER IN BALLPARKS

	AVG	AB	H	HR	RBI		AVG	AB	H	HR	RBI
at Bank One	.167	12	2	0	0	at Edison	.217	83	18	4	9
Turner	.154	13	2	0	1	Camden	.247	89	22	4	11
Wrigley	—	—	—	—	—	Fenway	.246	114	28	3	15
Cinergy	—	—	—	—	—	Comiskey	.212	66	14	4	7
Coors	—	—	—	—	—	Jacobs	.263	95	25	4	15
Pro Player	.304	23	7	1	2	Comerica	.214	42	9	1	3
Minute Maid	—	—	—	—	—	Kauffman	.329	79	26	3	8
Dodger	.250	8	2	0	0	Metrodome	.247	85	21	6	12
Miller	—	—	—	—	—	Yankee	.235	153	36	11	24
Olympic	.300	40	12	2	5	Net. Assoc.	.250	80	20	1	4
Shea	.281	32	9	4	5	SAFECO	.189	53	10	2	7
Veterans	.154	26	4	0	2	Tropicana	.313	115	36	8	27
PNC	—	—	—	—	—	Ballpark	.188	69	13	3	5
Busch	—	—	—	—	—	SkyDome	.253	1273	322	57	189
Qualcomm	.000	6	0	0	0						
Pacific Bell	—	—	—	—	—						

CRUZ, JR. BY MONTH

	2002					CAREER				
	AVG	AB	H	HR	RBI	AVG	AB	H	HR	RBI
In March/April	.242	91	22	2	12	.246	447	110	20	64
May	.204	103	21	3	8	.228	412	94	15	46
June	.245	98	24	6	20	.241	489	118	21	66
July	.239	88	21	4	17	.256	445	114	21	68
August	.316	38	12	0	5	.283	470	133	32	78
Sept./Oct.	.292	48	14	3	8	.251	479	120	25	67
Before ASB	.227	322	73	13	45	.243	1468	357	65	200
After ASB	.285	144	41	5	25	.261	1274	332	69	189

CRUZ, JR.'S STATISTICAL BREAKDOWN

	2002					CAREER				
	AVG	AB	H	HR	RBI	AVG	AB	H	HR	RBI
Home	.226	230	52	11	37	.253	1359	344	64	210
Road	.263	236	62	7	33	.249	1383	345	70	179
Day	.234	167	39	5	29	.242	930	225	43	139
Night	.251	299	75	13	41	.256	1812	464	91	250
Grass	.260	177	46	4	18	.239	1057	253	49	123
Turf	.235	289	68	14	52	.259	1685	436	85	266
vs. LHP	.225	142	32	3	15	.271	709	192	25	91
vs. RHP	.253	324	82	15	55	.244	2033	497	109	298
RISP	.280	125	35	3	46	.245	670	164	25	233
Bases Loaded	.000	7	0	0	4	.231	52	12	1	37
as Pinch Hitter	.333	3	1	1	1	.273	11	3	2	2
as DH	.143	7	1	0	0	.125	8	1	0	0

CRUZ, JR.'S CAREER FIELDING

Position	PCT.	G	PO	A	E	TC	DP	PB
Outfield	.988	739	1651	42	20	1713	8	—

CAREER TRANSACTIONS

- Selected by Atlanta in 15th round of June 1992 draft; did not sign.
- Selected by Seattle in 1st round (3rd selection overall) in June 1995 draft.
- Traded to Toronto in exchange for RHP Mike Timlin and LHP Paul Spoljaric, July 31, 1997.
- Placed on 15-day Disabled List June 24-July 9, 1999 (including rehabilitation assignment to Syracuse, July 5-9) with fractured middle finger tip on left hand.
- Placed on 15-day Disabled List May 6-20, 2001 with lower back strain.
- Placed on 15-day Disabled List Aug. 10-Sept. 14, 2002 with sprained left ankle.
- Signed with San Francisco as free agent, January 28, 2003.

Career Highs

- **Most Hits:** 4 (4 times), last: June 25, 2002 at Tampa Bay (with Toronto)
- **Most RBI:** 6, June 25, 2002 at Tampa Bay (with Toronto)
- **Most Home Runs:** 2 (10 times), last: June 3, 2002 vs. Tampa Bay (with Toronto)
- **Career Grand Slams:** 1, Oct. 5, 2001 vs. Cleveland (game 1) (off Chuck Finley) (with Toronto)
- **Longest Hitting Streak:** 19 games, April 4-27, 2001

Ray Durham

SECOND BASEMAN



Birthdate: November 30, 1971

2003 Opening Day Age: 31

Birthplace: Charlotte, North Carolina

Resides: Charlotte, North Carolina

Bats: Both **Throws:** Right **Height:** 5-8 **Weight:** 180

M.L. Service: 8 years

How Obtained: Signed as free agent, December 7, 2002.

Contract Status: Signed through 2005 (signed 3-year deal with player option for 2006 prior to 2003 season)

CAREER...2-time All-Star is one of premier offensive catalysts in all of baseball...8-year ML veteran is one of only 4 players in majors to have scored at least 100 runs in each of last 6 seasons, dating back to 1997 campaign...has scored 680 runs over that 6-year span which is 6th most in baseball...owns .278 lifetime batting average with 827 runs, 263 doubles, 57 triples, 112 home runs, 506 RBI and 225 stolen bases in 1,200 Major League contests...also reknowned for his baserunning prowess, joins Alex Rodriguez and Derek Jeter as only 3 players in all of baseball to accumulate .360 on-base pct. with 500 runs scored and 100 steals since 1998...has posted at least 15 home runs with 100 runs, 20 steals, .450 slugging percentage and 65 RBI in each of last 3 seasons, becoming just 9th player in baseball history to accomplish feat...in fact, joins list that includes future and current Hall of Famers Hank Aaron, Willie Mays, Joe Morgan, Barry Bonds and Alex Rodriguez...originally 5th round pick by White Sox in 1990, he left Chicago as club's all-time leader in leadoff home runs (20), while ranking 5th in steals (219), 7th in doubles (249) and extra base hits (408) and 8th in runs (784)...San Francisco is 3rd Major League club, having seen action with Chicago (1995-2002) and Oakland (2002)...

2002 SEASON...split season between Chicago White Sox and Oakland, being acquired by A's prior to trading deadline for minor league pitcher Jon Adkins July 25...combined to hit .289 with 114 runs, 34 2Bs, 6 3Bs, 15 HRs, 70 RBI and 26 stolen bases in 150 contests...tied for 7th in AL with 114 runs scored...it marked 6th consecutive season he has scored 100 or more runs...only Derek Jeter, Alex Rodriguez and Bernie Williams have done that every year since 1997...ranked 8th in AL with 26 stolen bases, his 7th consecutive campaign with 20 or more steals...also ranked 5th in AL in pitches per plate appearance (4.07) and 4th in sacrifice hits (10)...was batting .299 with 71 runs, 9 HRs, 48 RBI and 20 stolen bases in 96 games with Chicago at time of trade...made 92 starts with White Sox, all at 2B, and hit 2nd 67 times...hit .274 with 6 HRs and 22 RBI in 54 games with A's...made 54 starts with Oakland (43 at DH and 11 at 2B)...batted leadoff 43 times with A's and hit 2nd 11 times...Oakland was 38-16 (.704) with him in lineup...committed 17 errors at 2B for .967 fielding percentage, lowest mark of career...error total was 2nd most among AL second basemen (Soriano NYY, 23)...stole 200th base on Opening Day, April 1 at Seattle...matched his career high with 4 RBI April 17 against Cleveland...equaled his career high with 4 hits July 11 at Detroit, 1st of 3 4-hit games in 2002...hit safely in each of 1st 6 games with Oakland (8 for 27, .296), capping

streak with his 1st home run as Athletic Aug. 1 in 5-3 win over Detroit...hit 1st leadoff home run of season and 21st of career Aug. 30 vs. Twins...solo home run Sept. 13 vs. Seattle was his 500th career RBI...started all 5 games of Oakland's Division Series vs. Minnesota and hit .333 (7-for-21) with 7 runs, 3 2Bs, 2 HRs, 2 RBI and SB...led off Game 3 with inside-the-park HR off Rick Reed at Metrodome...also homered off Brad Radke in decisive Game 5...was 3-for-5 with RBI in contest...

2001...established career highs in 2Bs (42), 3Bs (10), HRs (20) and extra-base hits (72)...became only 6th player (7th time) since 1950 to record at least 40 doubles, 10 triples and 20 home runs, joining Bobby Abreu (2000), Nomar Garciaparra (1997), Robin Yount (1980 and '82), George Brett (1979) and Hal McRae (1977)...72 extra-base hits tied Magglio Ordonez (2001) and Frank Thomas (1992) for 7th in White Sox history, and 42 doubles tied for 10th-highest total...scored 100 runs (104) for 5th straight season, joining Frank Thomas (1991-98) as only players in club history to accomplish feat...also joined Tommie Agee (1966) and Magglio Ordonez (2001) as only players in Sox history to record 20 homers and 20 stolen bases in season...ranked among AL leaders in 2Bs (5th), 3Bs (5th) and runs scored (10th)...was only player in majors to record at least 40 doubles, 10 triples and 20 stolen bases...ranked 2nd among AL 2nd basemen with career-high .986 fielding percentage (10 errors, 736 total chances)...was one of 5 Sox players to hit 20-plus homers, tying club record set in 2000...made 7th straight Opening Day start at 2nd base, 2nd-longest streak in Sox history behind Nellie Fox (14 straight from 1950-63)...hit .284 after break, up from .251 in 1st half...hit 6 leadoff home runs...was named AL Player of Week for May 21-27 (.407, 11-for-27), his 2nd career weekly honor...played in 1,000th career game Aug. 3 vs. Tampa Bay...hit 2 homers Aug. 22 at Kansas City and Oct. 5 at Minnesota (2nd and 3rd career multi-homer contests)...matched career high with 4 RBI Sept. 7 at Cleveland and Oct. 5 at Minnesota...**2000**...was named to American League All-Star Team for 2nd time in 3 seasons...121 runs scored tied for 3rd in AL and were 3rd-highest total in White Sox history...was one of franchise-record 5 Sox players to score 100 runs, joining Frank Thomas, Carlos Lee, Magglio Ordonez and Jose Valentin...joined Nellie Fox as only 2nd basemen in club history to score 100 runs in 4 straight seasons...posted career high in RBI (75)...ranked 10th in AL with 25 stolen bases, 4th in 3Bs and tied for 8th in at-bats (614)...15 errors were 2nd-most among AL 2nd basemen, but he committed just 2 in his last 52 games...his .980 fielding percentage was his highest since 1996 (.984)...was 1-for-2 with run scored at Mid Summer Classic in Atlanta...batted .200 (2-for-10) with 2 runs, 2B, HR and 3 walks in ALDS vs. Seattle...April 6 leadoff homer at Texas was 10th of career, breaking club record he shared with Tim Lincecum...Jose Valentin followed his leadoff shot July 4 at Kansas City with solo home run, 1st time Sox had opened with back-to-back home runs since Sept. 2, 1937 when Boze Berger and Mike Kreevich accomplished feat...hit 3rd career grand slam Sept. 20 at Detroit, matching his career high of 4 RBI...reached base safely in 7 straight plate appearances from June 27-28...scored 500th career run April 18 vs. Seattle...was finalist for Roberto Clemente Award...**1999**...batted career-high .296...ranked among AL leaders in stolen bases (8th, 34), 3Bs (T5th, 8) and at-bats (10th, 612)...

ML Leaders in Runs Scored, 1997-2002

Rank	Player	Runs
1.	Jeff Bagwell	748
2.	Derek Jeter	730
3.	Alex Rodriguez	725
4.	Sammy Sosa	712
5.	Barry Bonds	709
6.	Ray Durham	680
7.	Craig Biggio	673
8.	Chipper Jones	660
9.	Johnny Damon	637
10.	Bernie Williams	636

Power and Speed

Ray Durham is one of only 10 players in Major League history to post three-straight seasons with 15 homers, 100 runs, 20 steals, .450 slugging pct. and 65 RBI:

Player	Years	Seasons
Willie Mays	1955-60	6
Joe Morgan	1973-77	5
Hank Aaron	1963-66	4
Bobby Abreu	1999-2002	4
Barry Bonds	1995-98	4
Roberto Alomar	1999-2001	3
Craig Biggio	1997-99	3
Bobby Bonds	1969-71	3
Ray Durham	2000-02	3
Alex Rodriguez	1997-99	3

matched career bests with 181 hits and 73 walks...with 109 runs scored and 34 stolen bases, became 1st player in franchise history to score 100 runs and record 30 steals in 3 consecutive seasons...recorded 30-plus steals for 4th straight season...hit 9th career leadoff home run May 4 at Baltimore, tying Tim Raines' club record...also homered to lead off game April 6 at Seattle...recorded 1st career multi-homer game April 25 vs. Detroit...1st homer was 50th of career...**1998**...established career highs in almost every offensive category and was named to 1st All-Star Team...ranked 2nd in AL in runs scored (126) and plate appearances (723), 3rd in at bats (635), tied for 4th in 3Bs (8), 6th in stolen base success (80.0, 36 for 45), 10th in stolen bases (36) and tied for 10th in games played (158)...126 runs scored were 2nd most in White Sox history behind John Mostil (135 in 1925), while 19 home runs set club record for 2nd basemen, surpassing Jim Morrison's 15 in 1980...led Sox in at bats, runs scored, 3Bs and SBs, and was 2nd in hits (181) and total bases (289)...led AL 2nd basemen in runs scored and total bases, ranked 2nd in triples, RBI (67) and SBs, and 3rd in average (.285) and slugging percentage (.455)...became 1st Sox player since Tim Raines in 1991-92 to record 30 steals and 100 runs scored in consecutive seasons...also became 1st Sox player since Luis Aparicio (1959-62) with 30 steals in 3 straight seasons...fell 1 home run short of becoming 9th middle infielder (14th time) in Major League history to record 20 home runs and 30 stolen bases in season...was 4th White Sox second baseman to be named All-Star, joining Cass Michaels (1949), Nellie Fox (1951-61, 63) and Jorge Orta (1976)...entered All-Star Game at Colorado in 9th inning, going 1-for-1 with run and RBI...hit 5 leadoff home runs...was named AL Player of Week for Aug. 10-16, his 1st career honor...collected 500th career hit May 27 vs. Yankees, 100th career double June 6 at Cubs and 100th stolen base July 4 at Boston...**1997**...ranked 5th in AL in plate appearances (711), 6th in stolen bases (33) and 9th in runs scored (106)...with team-leading 33 steals, became 1st Sox player since Lance Johnson in 1992-93 to record 30 stolen bases in back-to-back seasons...led Sox with 36 infield hits and tied for 2nd with 46 multi-hit games...compiled career-high, 14-game hitting streak Sept. 12-27...went 25-for-61 (.410) with 4 doubles, 2 home runs and 17 runs scored during streak...stole career-high 3 bases and matched career high with 3 walks July 22 at Detroit...hit leadoff home runs June 13 at Cincinnati and Aug. 6 at Oakland...**1996**...led White Sox in 2Bs (33) and stolen bases (30)...ranked 6th in AL in stolen bases and topped league with 88.2 percent (30-for-34) success rate...65 RBI were the most by Sox

2nd baseman since Jorge Orta drove in 84 in 1977...became 1st 2nd baseman in Sox history to lead team in 2Bs 2 straight seasons...his .984 fielding percentage ranked 5th in league...hit grand slam May 18 at Detroit...stole home July 19 vs. Kansas City, becoming 1st Sox player to accomplish feat since Lance Johnson July 10, 1994 at Milwaukee...**1995**...tied for 6th in AL Rookie of Year voting...became 1st White Sox player since Ozzie Guillen (1985) to make ML debut as starter on Opening Day...27 2Bs tied Frank Thomas for team lead and were most by Sox 2nd baseman since Jim Morrison hit 40 in 1980...tied for 8th in AL with 6 3Bs...hit 1st career home run May 28 at Detroit and 1st grand slam Aug. 25 at Toronto...collected bunt single in 1st Major League at-bat April 26 at Milwaukee...finished with 29 infield hits and 8 bunt singles...**1994**...was selected Minor League Player of Year in White Sox organization by *USA Today*, *Baseball America* and *Howe Sportsdata International*...was named to Post Season Minor League All-Star Team by *Baseball America*...led American Association in total bases (261) and tied for 1st with 12 3Bs...was 2nd in at bats (527), tied for 2nd in extra base hits (61), 4th in hits (156), runs (89) doubles (33) and stolen base percentage (75.5) and tied for 4th with 34 stolen bases...finished 10th in league's batting race with .296 average...was recipient of Charles W. Lubin Most Valuable Player Award at triple-A Nashville...was named triple-A's Post Season All-Star 2nd base-

Most Leadoff Homers, All-Time

Rank	Player	HRs
1.	Rickey Henderson*	80
2.	Brady Anderson	44
3.	Bobby Bonds	35
4.	Devon White	34
5.	Paul Molitor	33
6.	Chuck Knoblauch*	31
7.	Craig Biggio*	30
	Tony Phillips	30
9.	Davey Lopes	28
10.	Eddie Yost	27
11.	Brian Downing	25
	Kenny Lofton*	25
13.	Lou Brock	24
14.	Tommy Harper	23
	Lou Whitaker	23
16.	Jimmy Ryan	22
17.	Ray Durham*	21
18.	Felipe Alou	20
	Barry Bonds*	20
	Lenny Dykstra	20

*-active players

man and was chosen "Star of Stars" at Triple-A All-Star Game in Nashville July 13...was honored as 2nd baseman on Topps/National Association Triple-A All-Star Team...was only Triple-A player to reach double figures in 2Bs, 3Bs and HRs...played for Arecibo in Puerto Rican Winter League...**1993**...with 39 stolen bases at double-A Birmingham...led Barons with 83 runs scored and 10 triples...batted .538 in SL Championship Series...named Howe SportsData Southern League Player of Week for May 30-June 5...voted Best and Fastest Baserunner in SL by *Baseball America*...**1992**...ranked 2nd at single-A Sarasota with 28 stolen bases and .398 on-base percentage...**1991**... appeared at rookie-league Sarasota and single-A Utica...**1990**... led Sarasota with 22 stolen bases...

Offensive Catalyst

Ray Durham is one of only 10 players to accumulate a better than .360 on-base pct. with more than 100 steals and 500 runs scored since 1998:

Player	OBP	SB	Runs
Alex Rodriguez	.386	109	625
Derek Jeter	.398	130	614
Ray Durham	.362	144	574
Shawn Green	.369	107	569
Craig Biggio	.378	113	527
Vladimir Guerrero	.391	111	524
Roberto Alomar	.379	140	521
Bobby Abreu	.415	141	509
Kenny Lofton	.364	154	507
Shannon Stewart	.371	149	505

A GIANT IN THE COMMUNITY...was named White Sox finalist for 2000 Roberto Clemente Award...served meals to local children through Greater Chicago Food Depository, donated White Sox game tickets to local youth groups and visited Chicago White Sox Training Centers Camp...his wife, Crystal, collected toys during White Sox and Cubs wives toy drive benefiting Feed The Children...also participated in opening ceremonies of 2000 Chicago White Sox Training Centers...made 1999 appearances at Chicago Children's Memorial Hospital as well as Inner City Little League...

PERSONAL...graduated from Harding (Charlotte, NC) High School in 1990...played baseball and football and was on state select baseball team and honorable mention All-America defensive back...intercepted 14 passes his senior year...brother, Chad, is outfielder in White Sox system and led Midwest League in 2000 with 56 stolen bases...married (Crystal Hedgecoe, July 23, 1994)...daughter (Kendra Amber, Feb. 15, 1995)...son (Trent Austin, June 12, 1998)...

Rounding the Bases

In 2001, Ray Durham became just the 7th player since 1950 to have at least 40 doubles, 10 triples and 20 home runs in a single season:

Player, Club	Year	2B	3B	HR
Ray Durham, White Sox	2001	42	10	20
Bobby Abreu, Phillies	2000	42	10	25
Nomar Garciaparra, Red Sox	1997	44	11	30
Robin Yount, Brewers	1982	46	12	29
Robin Yount, Brewers	1980	49	10	23
George Brett, Royals	1979	42	20	23
Hal McRae, Royals	1977	54	11	21

RAY DURHAM

Year	Club	AVG	G	AB	R	H	2B	3B	HR	RBI	SH	SF	HP	BB	SO	SB	CS	E
1990	GC White Sox	.276	35	116	18	31	3	3	0	13	0	1	4	15	35	22	9	15
1991	GC White Sox	.304	6	23	3	7	1	0	0	4	0	0	3	5	5	1	0	
	Utica	.254	39	142	29	36	2	7	0	17	2	1	2	25	43	12	1	12
1992	GC White Sox	.538	5	13	3	7	2	0	0	2	0	0	0	3	1	1	0	0
	Sarasota	.272	57	202	37	55	6	3	0	7	5	0	10	32	36	28	8	10
1993	Birmingham	.271	137	528	83	143	22	10	3	37	5	5	14	42	100	39	25	30
1994	Nashville	.296	133	527	89	156	33	12	16	66	3	4	12	46	91	34	11	19
1995	Chicago (AL)	.257	125	471	68	121	27	6	7	51	5	4	6	31	83	18	5	15
1996	Chicago (AL)	.275	156	557	79	153	33	5	10	65	7	7	10	58	95	30	4	11
1997	Chicago (AL)	.271	155	634	106	172	27	5	11	53	2	8	6	61	96	33	16	18
1998	Chicago (AL)	.285	158	635	126	181	35	8	19	67	6	3	6	73	105	36	9	18
1999	Chicago (AL)	.296	153	612	109	181	30	8	13	60	3	2	4	73	105	34	11	19
2000	Chicago (AL)	.280	151	614	121	172	35	9	17	75	5	8	7	75	105	25	13	15
2001	Chicago (AL)	.267	152	611	104	163	42	10	20	65	6	6	4	64	110	23	10	10
2002	Chicago (AL)	.299	96	345	71	103	20	2	9	48	8	4	5	49	59	20	5	15
	Oakland	.274	54	219	43	60	14	4	6	22	2	1	2	24	34	6	2	2
Minor Totals		.280	412	1551	262	435	69	35	19	146	15	11	42	166	311	141	55	86
M.L. Totals		.278	1200	4698	827	1306	263	57	112	506	44	43	50	508	792	225	75	123

ALL-STAR GAME RECORD

Year	Club, Site	AVG	G	AB	R	H	2B	3B	HR	RBI	SH	SF	HP	BB	SO	SB	CS	E
1998	AL, Colorado	1.000	1	1	1	1	0	0	0	1	0	0	0	0	0	0	0	0
2000	AL, Atlanta	.500	1	2	1	1	0	0	0	0	0	0	0	0	0	0	0	0
ASG Totals		.667	2	3	2	2	0	0	0	1	0	0	0	0	0	0	0	0

LEAGUE DIVISION SERIES RECORD

Year	Club	AVG	G	AB	R	H	2B	3B	HR	RBI	SH	SF	HP	BB	SO	SB	CS	E
2000	CWS vs. SEA	.200	3	10	2	2	1	0	1	1	1	0	0	3	3	0	0	0
2002	OAK vs. MIN	.333	5	21	7	7	3	0	2	2	0	0	1	2	4	1	0	0
LDS Totals		.290	8	31	9	9	4	0	3	3	1	0	1	5	7	1	0	0

DURHAM VS. MAJOR LEAGUE TEAMS

2002					NL					CAREER					2002					AL					CAREER				
AVG	AB	H	HR	RBI	AVG	AB	H	HR	RBI	AVG	AB	H	HR	RBI	AVG	AB	H	HR	RBI	AVG	AB	H	HR	RBI	AVG	AB	H	HR	RBI
—	—	—	—	—	—	—	—	—	—	—	—	—	—	—	—	—	—	—	—	—	—	—	—	—	—	—	—	—	
.000	7	0	0	0	—	Atlanta	.000	7	0	0	0	—	.140	50	7	2	5	Anaheim	.254	335	85	10	46						
.389	18	7	0	2	—	Chicago	.364	121	44	1	9	—	.444	27	12	3	10	Baltimore	.299	291	87	6	28						
—	—	—	—	—	—	Cincinnati	.302	43	13	3	4	—	.278	18	5	0	2	Boston	.247	283	70	3	23						
—	—	—	—	—	—	Colorado	—	—	—	—	—	—	.100	10	1	0	0	Chicago	.100	10	1	0	0						
—	—	—	—	—	—	Florida	—	—	—	—	—	—	.300	80	24	2	11	Cleveland	.291	430	125	10	49						
—	—	—	—	—	—	Houston	.200	50	10	2	4	—	.264	53	14	1	4	Kansas City	.274	380	104	14	44						
—	—	—	—	—	—	Los Angeles	—	—	—	—	—	—	.396	53	21	2	8	Minnesota	.271	376	102	8	42						
—	—	—	—	—	—	Milwaukee	.246	187	46	2	24	—	.360	25	9	0	1	New York	.246	297	73	3	24						
.000	5	0	0	1	—	Montreal	.000	5	0	0	1	—	.125	16	2	1	1	Oakland	.238	286	68	7	23						
.273	11	3	0	0	—	New York	.273	11	3	0	0	—	.208	48	10	1	6	Seattle	.291	337	98	8	29						
.214	14	3	0	2	—	Philadelphia	.214	14	3	0	2	—	—	—	—	—	Tampa Bay	.303	145	44	4	18							
—	—	—	—	—	—	Pittsburgh	.311	45	14	2	6	—	.279	43	12	0	4	Texas	.272	302	82	8	39						
—	—	—	—	—	—	St. Louis	.361	61	22	1	3	—	.125	8	1	0	0	Toronto	.262	252	66	5	23						
—	—	—	—	—	—	San Diego	—	—	—	—	—	—	.236	55	13	0	5	Interleague	.289	447	129	10	37						
—	—	—	—	—	—	San Francisco	—	—	—	—	—	—	—	—	—	—	—	—	—	—	—	—	—	—	—	—			

DURHAM'S CAREER IN BALLPARKS

	AVG	AB	H	HR	RBI		AVG	AB	H	HR	RBI
at Bank One	.000	7	0	0	0	Camden	.275	149	41	4	10
Turner	—	—	—	—	—	Fenway	.253	162	41	2	14
Wrigley	.371	62	23	0	4	Comiskey	.272	2131	580	44	233
Cinergy	.261	23	6	2	3	Jacobs	.261	234	61	5	24
Coors	—	—	—	—	—	Comerica	.377	106	40	3	17
Pro Player	—	—	—	—	—	Kauffman	.303	201	61	10	33
Minute Maid	.385	13	5	1	1	Metrodome	.255	188	48	6	21
Dodger	—	—	—	—	—	Yankee	.270	152	41	1	13
Miller	.308	13	4	0	1	Net. Assoc.	.264	235	62	10	24
Olympic	—	—	—	—	—	SAFECO	.226	84	19	2	6
Shea	—	—	—	—	—	Tropicana	.304	79	24	2	9
Veterans	.214	14	3	0	2	Ballpark	.291	151	44	3	22
PNC	—	—	—	—	—	SkyDome	.287	129	37	4	15
Busch	.316	38	12	1	1						
Qualcomm	—	—	—	—	—						
Pacific Bell	—	—	—	—	—						

DURHAM BY MONTH

	2002					CAREER				
	AVG	AB	H	HR	RBI	AVG	AB	H	HR	RBI
In March/April	.333	84	28	1	17	.281	655	184	17	90
May	.239	92	22	2	8	.279	791	221	22	96
June	.264	91	24	1	11	.272	821	223	15	72
July	.347	101	35	5	16	.280	832	233	23	88
August	.308	104	32	3	9	.297	875	260	21	80
Sept./Oct.	.239	92	22	3	9	.256	724	185	14	80
Before ASB	.286	283	81	7	43	.273	2498	682	60	280
After ASB	.292	281	82	8	27	.284	2200	624	52	226

DURHAM'S STATISTICAL BREAKDOWN

	2002					CAREER				
	AVG	AB	H	HR	RBI	AVG	AB	H	HR	RBI
Home	.301	256	77	11	39	.272	2224	606	49	242
Road	.279	308	86	4	31	.283	2474	700	63	264
Day	.287	171	49	5	22	.279	1423	397	27	145
Night	.290	393	114	10	48	.278	3275	909	85	361
Grass	.292	524	153	14	63	.278	4127	1146	95	448
Turf	.250	40	10	1	7	.280	571	160	17	58
vs. LHP	.255	145	37	3	16	.269	1218	328	31	131
vs. RHP	.301	419	126	12	54	.281	3480	978	81	375
RISP	.292	130	38	4	55	.261	1029	269	22	380
Bases Loaded	.375	16	6	0	14	.300	90	27	3	91
as Pinch Hitter	.250	4	1	0	2	.188	16	3	0	3
as DH	.276	174	48	4	19	.266	199	53	5	21

DURHAM'S CAREER FIELDING

Position	PCT.	G	PO	A	E	TC	DP	PB
Second Base	.977	1135	2126	3131	123	5380	746	—

CAREER TRANSACTIONS

- Selected by Chicago White Sox in 5th round of June, 1990 draft.
- Traded to Oakland in exchange for RHP Jon Adkins, July 25, 2002.
- Elected free agency, Nov. 4, 2002; signed with San Francisco, Dec. 7, 2002.

Career Highs

- **Most Hits:** 4 (19 times), last: Aug. 30, 2002 vs. Minnesota (with Oakland)
- **Most RBI:** 4 (8 times), last: April 17, 2002 vs. Cleveland (with Chicago-AL)
- **Most Home Runs:** 2 (3 times), last: Oct. 5, 2001 at Minnesota (with Chicago-AL)
- **Career Grand Slams:** 3, last: Sept. 20, 2000 at Detroit (off Matt Anderson) (with Chicago-AL)
- **Longest Hitting Streak:** 14 games, Sept. 12-27, 1997

Jason Ellison

OUTFIELDER



Birthdate: April 4, 1978

2003 Opening Day Age: 24

Birthplace: Quincy, California

Resides: Renton, Washington

Bats: Right **Throws:** Right **Height:** 5-10 **Weight:** 180

M.L. Service: None

How Obtained: Giants' #22 pick in June 2000 draft.

Contract Status: Signed through 2003

CAREER...young center fielder makes his 1st appearance on Major League 40-man roster after kicking off pro career with 3 solid seasons...owns .291 minor league avg. with 233 runs, 74 2Bs, 6 3Bs, 16 HRs, 131 RBI and 57 stolen bases in 334 lifetime games...made jump from single-A to triple-A during middle of 2002 campaign and excelled in Pacific Coast League...

2002 SEASON...split season between single-A San Jose and triple-A Fresno, skipping double-A level altogether...combined to hit .286 (148-for-518) with 71 runs, 21 2Bs, 3B, 8 HRs, 48 RBI and 25 stolen bases in 130 games...his theft total led Giants minor league system...established career highs in at-bats, hits and stolen bases...opened year at San Jose, where he hit .270 (87-for-322) with 40 runs, 13 2Bs, 5 HRs, 40 RBI and 9 SBs in 81 contests...earned HOWE SportsData's California League Player of Week honors for May 13-19, going 15-for-21 (.714) with 7 runs, 2 2Bs, HR and 8 RBI...earned promotion to Fresno in July and proceeded to hit PCL pitching at .311 clip (61-for-196) with 31 runs, 8 2Bs, 3B, 3 HRs, 8 RBI and 16 stolen bases over 49 contests to close out campaign...was only player on Grizzlies to post batting avg. higher than .300...was successful on 16 of 19 stolen base attempts with Fresno and led club despite playing there only half season...was selected Grizzlies' Player of Month for August, when he hit .307 (35-for-114) with 12 runs, 3 2Bs, 3B, 2 HRs, 8 RBI and 13 SBs...was added to 40-man roster Nov. 21...

2001...spent 2nd professional campaign with single-A Hagerstown, where he established career highs in runs (95) and RBI (55)...finished among South Atlantic League leaders in doubles (2nd - 38), runs (2nd) and on-base pct. (3rd - .388)...his .291 batting avg. ranked 2nd on Suns, while paced club with 19 stolen bases...walked 71 times against 68 strikeouts...went 3-for-8 with 2 HRs and 2 RBI in 2 SAL post season contests...**2000**...opened professional career with rookie-league Salem-Keizer...led Northwest League in runs (67), while ranking 3rd in hits (90) and tying for 7th with career-high .300 avg...ranked 5th among Giants minor leaguers in avg...led Volcanoes in games (74), at-bats (300), runs, hits, 2Bs (15) and stolen bases (13)...earned Salem-Keizer's Player of Month honors his 1st month in pro ball, snagging June award...

PERSONAL...graduated from South Kitsap (WA) High School...earned All-State honors senior year, while being named league MVP junior and senior years...attended Bellevue (WA) Community College and earned All-League honors...attended Lewis & Clark (Lewiston, ID) State

College...played on 2 NAIA national championship squads in 1999 and 2000 for Warriors...was named MVP of 1999 NAIA World Series...married (Raelena Dal Santo, Feb. 10, 2001),...

JASON JEROME ELLISON

Year	Club	AVG	G	AB	R	H	2B	3B	HR	RBI	SH	SF	HP	BB	SO	SB	CS	E
2000	Salem-Keizer	.300	74	300	67	90	15	2	0	28	4	1	7	29	45	13	7	4
2001	Hagerstown	.291	130	494	95	144	38	3	8	55	13	5	10	71	68	19	15	5
2002	San Jose	.270	81	322	40	87	13	0	5	40	4	2	2	25	37	9	9	4
	Fresno	.311	49	196	31	61	8	1	3	8	0	0	4	21	28	16	3	1
Minor Totals		.291	334	1312	233	382	74	6	16	131	21	8	23	146	178	57	34	14

CAREER TRANSACTIONS

- Selected by San Francisco in 22nd round of June 2000 draft. Signed by John Shafer.

Luis Estrella

RIGHT-HANDED PITCHER



Birthdate: October 7, 1974

2003 Opening Day Age: 28

Birthplace: Santa Ana, California

Resides: Santa Ana, California

Bats: Right **Throws:** Right **Height:** 6-1 **Weight:** 220

M.L. Service: None

How Obtained: Giants #20 selection in June 1996 draft.

Contract Status: Non-roster invitee

CAREER...right-handed pitcher enters 8th professional campaign as non-roster invitee at Major League camp...has posted 38-41 lifetime record with 17 saves and 4.18 ERA in 261 career minor league games (57 starts)...is accomplished hitter at minor league level, owning .281 lifetime mark (25-for-89) with 2 HRs and 12 RBI...

2002 SEASON...logged full season at triple-A Fresno and established career highs for saves (7), innings (144.1) and strikeouts (98)...posted 7-13 record with 4.43 ERA in 38 games (20 starts) for Grizzlies...finished 2nd on club for wins and 3rd for innings...however, paced team in losses and wild pitches (11)...

2001...opened campaign at double-A Shreveport before spending majority of year at Fresno...combined to go 9-3 with 4.42 ERA in 30 games (17 starts)...set career standards for wins and starts...tied for 3rd on Fresno club with 8 victories in 30 games...at triple-A level (17 starts) was 8-3 with 4.51 mark...**2000**...split season between Fresno and Shreveport...got off to rough start with Grizzlies, going 1-5 with 7.42 ERA in 16 games (7 starts)...in 21 outings for Captains, was 1-4 with save and 2.75 ERA...**1999**...logged majority of season at Shreveport with 8-game stint at Fresno sandwiched in between...established career best in games (48), while combining to go 6-5 with 4 saves and 4.07 ERA...earned Howe SportsData Texas League Pitcher of Week honors June 28-July 4...worked 3 games in Texas League playoffs for Captains, and was 0-1 with 11.25 ERA (5er, 4.0ip)...**1998**...logged 2nd straight full season at single-A San Jose...helped Giants to California League championship...was 3rd on club in appearances (36)...played big role for SJ in Cal League playoffs, going 3-0 with 0.55 ERA (1er, 16.1ip) in 3 games (1 start)...**1997**...worked strictly as reliever in 1st year at San Jose, going 5-5 with 2 saves and 3.39 ERA in 42 appearances...**1996**...opened professional career at rookie-league Bellingham...established career-best 1.79 ERA in 23 outings...

PERSONAL...graduated from Saddleback (Santa Ana, CA) High School...attended Rancho (Santa

Ana, CA) Community College and California State University-Fullerton...was teammates at Fullerton State with current big leaguers Mark Kotsay, Jeremy Giambi, Mike Lamb and Aaron Rowand...single...

LUIS ALBERTO ESTRELLA

Year	Club	W-L	ERA	G	GS	CG	SH	SV	IP	H	R	ER	HR	HB	BB	SO	WP	BK
1996	Bellingham	4-0	1.79	23	0	0	0	1	55.1	35	13	11	3	0	22	52	6	0
1997	San Jose	5-5	3.39	42	0	0	0	2	77.0	84	39	29	3	2	25	59	7	6
1998	San Jose	5-6	4.75	36	2	0	0	2	72.0	79	41	38	5	2	27	57	9	1
1999	Shreveport	6-4	3.02	40	5	0	0	4	92.1	77	33	31	2	2	33	75	7	1
	Fresno	0-1	12.34	8	0	0	0	0	11.2	23	16	16	4	0	7	5	1	0
2000	Fresno	1-5	7.42	16	7	0	0	0	57.0	75	52	47	9	2	31	32	4	0
	Shreveport	1-4	2.75	21	6	0	0	1	59.0	51	24	18	2	1	22	31	5	0
2001	Shreveport	1-0	3.12	7	0	0	0	0	8.2	10	6	3	1	0	5	8	1	0
	Fresno	8-3	4.51	30	17	0	0	0	115.2	123	60	58	19	2	52	73	3	1
2002	Fresno	7-13	4.43	38	20	0	0	7	144.1	168	77	71	16	4	64	98	11	0
Minor Totals		38-41	4.18	261	57	0	0	17	693.0	725	361	322	64	15	288	490	54	9

CAREER TRANSACTIONS

■ Selected by San Francisco in 20th round of June 1996 draft. Signed by Rick Ragazzo.

Scott Eyre

LEFT-HANDED PITCHER



Birthdate: May 30, 1972

2003 Opening Day Age: 30

Birthplace: Inglewood, California

Resides: Bradenton, Florida

Bats: Left **Throws:** Left **Height:** 6-1 **Weight:** 210

M.L. Service: 3 years, 88 days

How Obtained: Claimed off waivers from Toronto, August 8, 2002.

Contract Status: Signed through 2003

CAREER...versatile left-hander was awarded to San Francisco on waiver claim from Toronto August 8, 2002 and proved to be valuable out of bullpen during Giants run to World Series...6-year Major Leaguer has worked as both starter and reliever during 165-game big league career...in 133 lifetime relief outings, has logged 5-7 ledger with 2 saves and 4.56 ERA (69er, 136.1ip)...has limited left-handed hitters to .256 lifetime batting average (131-for-511)...in 32 starts, has posted 7-13 mark with 5.81 ERA (107er, 165.2ip)...earned starting assignments in 28 of his 1st 44 ML appearances, but has worked out of bullpen in 117 of his last 121 big league outings...originally selected by Texas in 9th round of June 1991 draft, has seen ML action with Chicago White Sox (1997-2000) and Blue Jays (2001)...

2002 SEASON...split season between Toronto and San Francisco, combining to go 2-4 with 1 save and 4.46 ERA (37er, 74.2ip) over 70 games (3 starts)...overall, held left-handed hitters to .233 batting avg. against (34-for-146) with 2 HRs...was awarded to SF on waiver claim from Toronto Aug. 8 and posted stellar 1.59 ERA (2er, 11.1ip) in 21 relief appearances while serving as left-handed specialist...with 1.59 ERA in brief time with SF, logged 1.39 mark (7er, 45.1ip) in his last 59 appearances overall...included was 19-outing stretch without allowing earned run (18.0ip) from May 14-June 20...posted 2-4 record with 4.97 ERA (35er, 63.1ip) for Blue Jays in 49 games (3 starts)...enjoyed success coming out of Toronto's bullpen, going 1-2 with 3.67 ERA (20er, 49.0ip) in 46 relief appearances while tying for 10th in AL with 12 holds at time of his acquisition...stranded 40-of-51 inherited runners (78.4%) with Toronto, including 5 times entering with bases loaded and escaping inning unscathed...worked out of Blue Jays' rotation in 3 of his 1st 4 outings, going 1-2 with 9.42 ERA (15er, 14.1ip) in 3 starting assignments...appeared in 10 of Giants' 17 post season contests,

yielding just 1 unearned run over 6.0 innings...stranded all 3 inherited runners in playoffs, while retiring 6 of 10 1st batters faced...

2001...split season between triple-A Syracuse and Toronto after being acquired from White Sox in exchange for RHP Gary Glover during off-season...opened campaign in Syracuse, appearing in 62 games and posting 4-6 mark with 3.18 ERA...contract was purchased by Toronto Aug. 20...earned hold in 1st Toronto appearance Aug. 21 in Minnesota (2.0ip)...earned 1st ML save Sept. 24 in Cleveland with scoreless inning and 2 strikeouts...had ERA of 1.74 in his 1st 10 games before allowing 4 earned runs in 0.1-inning on Sept. 27 at Tampa Bay...bounced back to post 2nd save Sept. 30 vs. Devil Rays...stranded 10 of his 13 inherited runners and was 12-for-17 in 1st-batter efficiency...held opponents to .263 batting avg., including paltry .192 mark by left-handers...

2000...split campaign between Chicago and triple-A Charlotte after making 2nd Opening Day roster with White Sox...appeared in 13 games (1 start) with Sox, going 1-1 with 6.63 ERA...lone win came in relief April 7 at Oakland...only start was April 19 vs. Seattle, had no-decision after allowing 2 runs on 5 hits over 3.2 innings...was optioned to Charlotte May 25...appeared in 47 games with Knights, posting 3-2 mark with 3.00 ERA and team-high 12 saves...suffered broken left hand when struck by line drive Aug. 31 at Norfolk, however still recorded out after throwing ball to 1st with his right hand...**1999**...made 21 relief appearances for White Sox before being sidelined with an impingement in left rotator cuff Aug. 30...returned in late Sept. but did not pitch...opened season at Charlotte, where he was 6-4 with 3.82 ERA in 12 games (11 starts)...was recalled from Charlotte June 20...pitched exclusively out of bullpen for 1st time in career...**1998**...spent 1st full season in majors, appearing in 33 games and making 17 starts...was 2-7 with 5.79 ERA (56er, 87.0ip) as starting pitcher and was 1-1 with 3.60 ERA (8er, 20.0ip) in relief...was just 1-7 with 5.42 ERA (50er, 83.0ip) before All-Star Break but improved to 2-1 with 5.25 mark (14er, 24.0ip) in 2nd Half...struck out career-high 7 in successive starts April 14 at Baltimore and April 19 at Toronto...earned victory April 25 vs. Blue Jays, but was winless until defeating Oakland Aug. 12...fired 5.0 hitless innings (1bb,4so) in start vs. As, but was removed despite no-hitter after reaching pitch limit...from June 21-Aug. 21, went 1-0 with 3.32 ERA (8er, 21.2ip) over 13 outings...3rd victory of season and 1st career relief win came in 17-16, extra-inning contest at Detroit Sept. 14, when he blanked Tigers over final 2.0 frames...**1997**...split season between double-A Birmingham and White Sox...was 4-4 with 5.04 ERA in 11 starts with Chicago...named Southern League Pitcher of Year and selected by *Baseball America* as league's Most Outstanding Pitcher after going 13-5 with 3.84 ERA in 22 starts for Barons...tied for league lead in wins, ranked 2nd in strikeouts (127) and 3rd in ERA...named to both SL mid season and post season All-Star teams...was Birmingham's recipient of Charles W. Lubin Award as club MVP...was recalled to Chicago July 31 and lost in his Major League debut Aug. 1 at Anaheim, allowing 6 earned runs in 4.1 innings...1st big league victory came Aug. 13 vs. Angels, as yielded 2 runs (1 earned) on 6 hits over 5.0 frames...combined with fellow rookie Keith Foulke on 4-hit shutout

Giants Rainouts

Since moving to San Francisco in 1958, the Giants have had just 28 home games rained out. During one stretch, the team went 454 games (from April 10, 1976 through Oct. 2, 1981) without a cancellation. Here is a breakdown of the Giants' San Francisco rainouts:

1958	May 11 vs. Los Angeles	1975	May 3 vs. Houston
1959	Sept. 18 vs. Los Angeles	1976	April 10 vs. Los Angeles
1960	May 3 vs. Milwaukee	1981	Oct. 2 vs. San Diego
1961	April 21 vs. St. Louis	1983	April 19 vs. Los Angeles
	April 22 vs. St. Louis	1984	April 18 vs. San Diego
1962	Sept. 28 vs. Houston	1988	April 22 vs. Los Angeles
1964	June 8 vs. St. Louis	1989	Sept. 16 vs. San Diego
1965	Aug. 11 vs. Pittsburgh	1992	May 1 vs. Philadelphia*
1967	April 21 vs. Atlanta		June 29 vs. Atlanta
	April 23 vs. Atlanta	1994	April 8 vs. St. Louis
	June 2 vs. New York	1996	May 17 vs. New York
1969	April 23 vs. Atlanta	1998	May 12 vs. Montreal
1971	April 13 vs. San Diego	2000	April 16 vs. Arizona
1972	June 9 vs. Chicago		May 7 vs. Colorado
1974	April 24 vs. Montreal		

*-Postponed due to city curfew.

victory against Seattle Aug. 18 at Comiskey Park, allowing 3 hits over 5.0 innings...**1996**...tied for team lead with 27 starts and ranked 2nd with career-high 12 wins and 137 strikeouts at Birmingham...was selected Birmingham's Player of Month for August after going 4-1 with 2.15 ERA (9er, 37.2ip)...**1995**...was limited by arm injury to 9 starts at rookie-level Sarasota...averaged 13.2 strikeouts per 9.0 innings (40so, 27.1ip) while allowing just 5.3 hits per 9.0 frames (16h)...**1994**...spent 1st season in White Sox organization after being traded by Texas in exchange for IF Esteban Beltre March 28...made 19 appearances at single-A South Bend before his season ended due to an arm injury...had 111 strikeouts to rank 3rd on club...**1993**...led single-A Charleston (SC) in victories (11) and strikeouts (154) despite 2 stints on Disabled List...**1992**...topped single-A Butte in ERA (2.90), strikeouts (94), innings pitched (80.2) and starts (14)...his 94 strikeouts set Rangers rookie league record...

PERSONAL...graduated from Cyprus (MT) High School in 1990...attended Southern Idaho Junior College...married (Laura)...has 2 sons, Caleb Scott (Aug. 14, 1998) and Jacob (Sept. 11, 2000)...

SCOTT ALAN EYRE

Year	Club	W-L	ERA	G	GS	CG	SH	SV	IP	H	R	ER	HR	HB	BB	SO	WP	BK
1992	Butte	7-3	2.90	15	14	2	1	0	80.2	71	30	26	6	3	39	94	6	1
1993	Charleston, SC	11-7	3.45	26	26	0	0	0	143.2	115	74	55	6	6	59	154	2	1
1994	South Bend	8-4	3.47	19	18	2	0	0	111.2	108	56	43	7	3	37	111	8	3
1995	Sarasota	0-2	2.30	9	9	0	0	0	27.1	16	7	7	0	1	12	40	2	0
1996	Birmingham	12-7	4.38	27	27	0	0	0	158.1	170	90	77	12	8	79	137	12	0
1997	Birmingham	13-5	3.84	22	22	0	0	0	126.2	110	61	54	14	5	55	127	9	1
	Chicago (AL)	4-4	5.04	11	11	0	0	0	60.2	62	36	34	11	1	31	36	2	0
1998	Chicago (AL)	3-8	5.38	33	17	0	0	0	107.0	114	78	64	24	2	64	73	7	0
1999	Charlotte	6-4	3.82	12	11	0	0	0	68.1	75	32	29	3	1	23	63	5	2
	Chicago (AL)	1-1	7.56	21	0	0	0	0	25.0	38	22	21	6	1	15	17	1	0
2000	Chicago (AL)	1-1	6.63	13	1	0	0	0	19.0	29	15	14	3	1	12	16	0	0
	Charlotte	3-2	3.00	47	0	0	0	12	48.0	33	18	16	1	0	20	46	2	0
2001	Syracuse	4-6	3.18	62	2	0	0	0	79.1	67	30	28	8	5	26	96	6	0
	Toronto	1-2	3.45	17	0	0	0	2	15.2	15	6	6	1	1	7	16	2	0
2002	Toronto	2-4	4.97	49	3	0	0	0	63.1	69	37	35	4	0	29	51	4	0
	San Francisco	0-0	1.59	21	0	0	0	0	11.1	11	4	2	0	0	7	7	1	0
Minor Totals		64-40	3.57	239	129	4	1	12	844.0	765	398	335	57	33	350	868	52	8
S.F. Totals		0-0	1.59	21	0	0	0	0	11.1	11	4	2	0	0	7	7	1	0
A.L. Totals		12-20	5.39	144	32	0	0	2	290.2	327	194	174	49	6	158	209	16	0
N.L. Totals		0-0	1.59	21	0	0	0	0	11.1	11	4	2	0	0	7	7	1	0
M.L. Totals		12-20	5.25	165	32	0	0	2	302.0	338	198	176	49	6	165	216	17	0

EYRE'S M.L. BATTING

M.L. Batting	AVG	G	AB	R	H	2B	3B	HR	RBI	SH	SF	HP	BB	SO	SB	CS	E
2002	—	70	0	0	0	0	0	0	0	0	0	0	0	0	0	0	0
Career	.200	165	5	0	1	0	0	0	0	0	0	0	0	3	0	0	1

LAST HOME RUN: None

DIVISION SERIES RECORD

Year	Club	W-L	ERA	G	GS	CG	SH	SV	IP	H	R	ER	HR	HB	BB	SO	WP	BK
2002	SF vs. ATL	0-0	0.00	3	0	0	0	0	1.1	1	0	0	0	0	0	0	0	0

LEAGUE CHAMPIONSHIP SERIES RECORD

Year	Club	W-L	ERA	G	GS	CG	SH	SV	IP	H	R	ER	HR	HB	BB	SO	WP	BK
2002	SF vs. STL	0-0	0.00	4	0	0	0	0	1.2	2	0	0	0	0	0	0	0	0

WORLD SERIES RECORD

Year	Club	W-L	ERA	G	GS	CG	SH	SV	IP	H	R	ER	HR	HB	BB	SO	WP	BK
2002	SF vs. ANA	0-0	0.00	3	0	0	0	0	3.0	5	1	0	0	0	1	2	0	0

EYRE VS. MAJOR LEAGUE TEAMS

2002						NL						CAREER						2002						AL						CAREER																																																																																																																																																																																																																																																																																									
W-L-S	ERA	G	IP	H	ER	W-L-S	ERA	G	IP	H	ER	W-L-S	ERA	G	IP	H	ER	W-L-S	ERA	G	IP	H	ER	W-L-S	ERA	G	IP	H	ER	W-L-S	ERA	G	IP	H	ER																																																																																																																																																																																																																																																																																				
0-0-0	1.80	6	5.0	5	1	Arizona	0-0-0	1.80	6	5.0	5	1	0-0-0	4.05	2	6.2	10	3	Anaheim	1-1-0	4.73	9	26.2	31	14	0-0-0	6.75	2	1.1	3	1	Baltimore	1-2-0	3.57	11	22.2	21	9	0-0-0	0.00	0	0	0	0	Chicago	0-1-0	9.00	2	7.0	10	7	0-2-0	23.40	6	5.0	17	13	Boston	0-3-0	11.96	12	23.1	43	31	0-0-0	0.00	0	0	0	0	Cincinnati	0-0-0	0.00	0	0	0	0	0-0-0	0.00	0	0	0	0	Cleveland	0-0-1	1.93	8	9.1	5	2	0-0-0	6.00	6	3.0	5	2	Colorado	0-0-0	6.00	6	3.0	5	2	0-0-0	0.00	2	1.2	2	0	Detroit	1-2-0	4.63	9	11.2	17	6	0-0-0	0.00	1	2.0	1	0	Florida	0-0-0	0.00	1	2.0	1	0	0-0-0	0.00	1	0.1	0	0	Houston	0-0-0	3.86	3	7.0	6	3	0-0-0	0.00	0	0	0	0	Kansas City	1-0-0	5.06	4	10.2	15	6	0-0-0	0.00	3	1.1	0	0	Los Angeles	0-0-0	0.00	3	1.1	0	0	0-1-0	5.40	3	8.1	5	5	Minnesota	0-2-0	5.40	8	18.1	20	11	0-0-0	0.00	1	0.1	0	0	Milwaukee	1-1-0	7.62	5	13.0	16	11	1-0-0	3.86	7	14.0	11	6	New York	1-1-0	4.30	14	29.1	30	14	0-0-0	0.00	6	2.2	2	0	Montreal	1-0-0	0.00	6	2.2	2	0	0-0-0	0.00	0	0	0	0	New York	0-0-0	0.00	0	0	0	0	0-0-0	0.00	2	0.1	0	0	Philadelphia	0-0-0	0.00	2	0.1	0	0	0-0-0	0.00	0	0	0	0	Pittsburgh	0-0-0	0.00	2	0.1	0	0	0-0-0	0.00	0	0	0	0	St. Louis	0-1-0	4.50	1	6.0	8	3	0-0-0	0.00	3	1.1	0	0	San Diego	0-0-0	0.00	3	1.1	0	0	0-0-0	0.00	2	1.0	1	0	San Francisco	0-0-0	0.00	2	1.0	1	0	0-0-0	0.00	3	1.1	0	0	Interleague	2-3-0	5.87	19	38.1	43	25

EYRE'S CAREER IN BALLPARKS

	W-L-S	ERA	G	IP	H	ER		W-L-S	ERA	G	IP	H	ER
at Bank One	0-0-0	2.70	4	3.1	3	1	at Edison	0-1-0	6.48	2	8.1	9	6
Turner	---	---	---	---	---	---	Camden	1-1-0	1.86	5	9.2	7	2
Wrigley	0-1-0	6.00	1	6.0	6	4	Fenway	0-1-0	11.85	7	13.2	23	18
Cinergy	---	---	---	---	---	---	Comiskey	7-3-0	4.29	41	107.0	114	51
Coors	0-0-0	18.00	3	1.0	4	2	Jacobs	0-0-1	3.00	3	3.0	3	1
Pro Player	0-0-0	0.00	1	2.0	1	0	Comerica	0-1-0	1.50	5	6.0	5	1
Minute Maid	---	---	---	---	---	---	Kauffman	0-0-0	10.13	2	2.2	9	3
Dodger	0-0-0	0.00	2	1.0	0	0	Metrodome	0-1-0	5.40	5	10.0	13	6
Miller	0-0-0	0.00	1	0.1	0	0	Yankee	0-1-0	4.30	7	14.2	12	7
Olympic	0-0-0	0.00	2	0.2	0	0	Net. Assoc.	1-1-0	9.45	6	6.2	10	7
Shea	---	---	---	---	---	---	SAFECO	0-1-0	6.23	2	4.1	3	3
Veterans	---	---	---	---	---	---	Tropicana	0-2-1	7.45	7	9.2	18	8
PNC	---	---	---	---	---	---	Ballpark	0-0-0	6.43	4	7.0	7	5
Busch	0-1-0	4.50	1	6.0	8	3	SkyDome	2-2-0	5.22	34	50.0	55	29
Qualcomm	0-0-0	0.00	1	0.2	0	0							
Pacific Bell	0-0-0	0.00	12	5.1	5	0							

EYRE BY MONTH

	2002						CAREER					
	W-L-S	ERA	G	IP	H	ER	W-L-S	ERA	G	IP	H	ER
In March/April	1-2-0	9.51	7	23.2	31	25	3-6-0	6.52	22	69.0	78	50
May	0-1-0	2.21	13	20.1	22	5	0-3-0	4.17	22	49.2	58	23
June	1-0-0	0.84	16	10.2	6	1	1-2-0	6.75	26	41.1	52	31
July	0-1-0	3.68	11	7.1	7	3	1-1-0	3.98	24	20.1	20	9
August	0-0-0	4.50	11	6.0	11	3	3-4-0	4.97	37	67.0	75	37
Sept./Oct.	0-0-0	0.00	12	6.2	3	0	4-4-2	4.28	34	54.2	55	26
Before ASB	2-4-0	5.14	40	56.0	60	32	4-12-0	5.92	78	165.2	196	109
After ASB	0-0-0	2.41	30	18.2	20	5	8-8-2	4.42	87	136.1	142	67

EYRE'S STATISTICAL BREAKDOWN

	2002						CAREER					
	W-L-S	ERA	G	IP	H	ER	W-L-S	ERA	G	IP	H	ER
Season	2-4-0	4.46	70	74.2	80	37	12-20-2	5.25	165	302.0	338	176
Home	2-2-0	4.95	39	43.2	50	24	9-5-0	4.36	86	157.0	169	76
Road	0-2-0	3.77	31	31.0	30	13	3-15-2	6.21	79	145.0	169	100
Day	2-2-0	4.86	27	37.0	32	20	4-7-1	4.99	65	128.0	125	71
Night	0-2-0	4.06	43	37.2	48	17	8-13-1	5.43	100	174.0	213	105
Starter	1-2-0	9.42	3	14.1	18	15	7-13-0	5.81	32	165.2	176	107
Reliever	1-2-0	3.28	67	60.1	62	22	5-7-2	4.56	133	136.1	162	69

EYRE'S CAREER FIELDING

Position	PCT.	G	PO	A	E	TC	DP	PB
Pitcher	.977	165	4	38	1	43	3	—

CAREER TRANSACTIONS


- Selected by Texas in 9th round of June 1991 draft.
- Traded to Chicago White Sox in exchange for IF Esteban Beltre, March 28, 1994.
- Placed on Disabled List Aug. 31-Sept. 26, 1999 with impingement of left rotator cuff.
- Traded to Toronto Blue Jays in exchange for RHP Gary Glover, Nov. 7, 2000.
- Claimed on waivers by San Francisco from Toronto, Aug. 8, 2002.

Career Highs

- **Low-Hit Game:** No complete games
- **Innings Pitched - Starter:** 7.2, June 1, 1998 at New York Yankees (with Chicago - AL)
Reliever: 3.1 (twice), last: Aug. 15, 1999 vs. Texas (with Chicago - AL)
- **Most Strikeouts:** 7 (twice), last: April 19, 1998 at Toronto (with Chicago - AL)
- **Winning Streak:** 2 games (twice), last: Aug. 12-Sept. 14, 1998
- **Losing Streak:** 5 games, April 30-June 17, 1998

Pedro Feliz

THIRD BASEMAN



Birthdate: April 27, 1975

2003 Opening Day Age: 27

Birthplace: Azua, Dominican Republic

Resides: Azua, Dominican Republic

Bats: Right **Throws:** Right **Height:** 6-1 **Weight:** 205

M.L. Service: 2 years, 31 days

How Obtained: Signed as non-drafted free agent, February 7, 1994.

Contract Status: Signed through 2003

CAREER...promising infielder embarks on his 4th Major League season, after logging full campaigns on Giants big league roster in both 2001 and 2002...in 373 ML at-bats, has posted .239 avg. (89 hits) with 9 HRs and 35 RBI over 169 contests...has enjoyed best success as big leaguer hitting .296 off left-handed pitching (32-for-108) with 3 HRs and 16 RBI...had breakthrough campaign in 2000, establishing career highs in almost every offensive category for triple-A Fresno en route to earning Pacific Coast League All-Star status...came into his own over his last 4 minor league seasons (1997-2000), combining to hit .273 (513-for-1880) with 107 2Bs, 77 HRs and 291 RBI...

2002 SEASON...saw limited action, spelling starter David Bell and serving as pinch hitter...made 32 starts (all at 3B), hitting safely in 20 while going 29-for-107 (.271) with 9 runs, 2 HRs and 11 RBI...however, was in opening lineup just 28 times in SF's last 158 games...was also 6-for-25 (.240) with 2 RBI as pinch hitter...made 1st career Opening Day start April 2 in Los Angeles, opening at 3B and finishing 1-for-4 with run...in fact, started each of 1st 4 games on campaign while Bell played 2B due to disablement of Jeff Kent...was 3-for-4 with HR and 2 RBI June 22 vs. Baltimore...homer was 2-run blast off Travis Driskill...made 1st career appearance at SS June 5 in San Diego, but did not have any chances...tied career high with 3 RBI Sept. 14 vs. San Diego, finishing 1-for-4 with 2B...appeared in 5 games during post season, going hitless in 7 at-bats...started as DH in Game 7 of World Series and went 0-for-3 with 2 strikeouts...was 0-for-4 as pinch hitter in playoff action...excelled in Dominican Winter League following season, batting .356 (26-for-73) in 19 games for Cibao...

2001...enjoyed periods of success during 1st full Major League season, hitting .227 with 7 HRs and 22 RBI...made 51 starts for SF; all at 3B, hitting safely in 32 (.241, +1-for-170, 4 2Bs, 6 HR, 19 RBI)...earned NL Rookie of Month honors for July, finishing 17-for-49 (.347) with 2 2Bs, 3B, 4 HRs, 8 RBI and 6 runs scored in 19 games...from July 1-Oct. 7, raised his overall season avg. 31 points (from .197 to final .227 mark)...opened season 8-for-32 (.250) over his 1st 14 games through May 1...had 2-for-4 effort with run scored and stolen base in 1st career start April 5 vs. San Diego...had career-best 3 hits May 1 at Pittsburgh...slugged 1st career roundtripper May 23 in Arizona (off Greg Swindell), finishing contest 2-for-4 with 2B...collected game-winning hit June 30 vs. St. Louis, snapping 2-2 tie in 8th inning with 2-run, pinch-single, his 1st career hit as PH...homered in consecutive games July 25-26, connecting for solo shots in SF victories at Colorado (off Brian Bohanon) and Arizona (off Erik Sabel)...strung together career-best 10-game hitting streak July 25-Aug. 9 (14-for-36, .389)...overall, hit .316 (24-for-76) in 26 games from July 8-Aug. 26...established career highs with 3 hits and 3 RBI against Pittsburgh Aug. 31, going 3-for-6 with 2B and HR...slumped down stretch, suffering through 3-for-32 (.094) skid over his final 17 contests...played for Pollos in Dominican Winter League...**2000**...spent majority of year at triple-A Fresno prior to being recalled to San Francisco Sept. 1...was named to Pacific Coast League All-Star team...in 128 games for Grizzlies, hit .298 (150-for-503) with career-highs in runs (85), 2Bs (34), HRs (33) and RBI (105)...played 121 games at 3B...HR total led all Giants minor leaguers, while ranking 3rd in RBI and 7th in average...ranked among PCL leaders in HRs (tied for 3rd), RBI (4th) and extra base hits (2nd, 69)...collected 1st 2 ML hits Sept. 7 vs. Padres (1st was 1B off Carlos Almanzar), after making ML debut Sept. 5 vs. Phillies...shared Fresno Player of Month honors for August with Chad Zerbe...following season, played for both Grand Canyon of Arizona Fall League and Pollos of Dominican Winter League...**1999**...spent campaign with double-A Shreveport...hit 14 home runs and had 24 2Bs on year...finished season on strong note, hitting .337 (35-for-104) in 28 games during August, earning Captains' Player of Month honors...**1998**...got off to slow start in 1st season at Shreveport before playing well enough to earn late-season promotion to Fresno...in 100 games for Captains, hit .264 (96-for-364) with 23 2Bs, 2 3Bs, 12 HRs and 50 RBI...was disabled from May 2-June 9 with sprained right ankle...hit .312 (67-for-215) with 17 2Bs, 10 HRs and 37 RBI over his 1st 56 games back from Disabled List through Aug. 10...earned promotion to Fresno Sept. 1 and appeared in 3 regular season games for Grizzlies...hit .429 (3-for-7) with 2B, HR and 3 RBI...started 2 games at 3B for Fresno in PCL playoffs and went hitless in 9 at-bats with RBI...**1997**...spent full season at single-A Bakersfield, appearing in 135 of team's 140 games...established then-career-highs in games, at-bats (515), runs (59), hits (140), doubles (25), home runs (14) and walks (23)...hit .283 (121-for-427) with 12 HRs and 49 RBI in 111 contests over final 4 months of campaign...was honored by Giants' organization as Player of Month for Bakersfield in August, batting .289 (33-for-117) with 5 HRs, 13 RBI and 17 runs scored in 29 games...**1996**...played for single-A Burlington, appearing in 93 contests while batting .265 with 5 HRs and 36 RBI...homers were his 1st as professional, having been held without clout in 232 at-bats over previous 2 seasons...**1995**...was assigned to rookie-level Bellingham in June after remaining in Arizona for extended spring training...participated in 43 contests for Northwest League squad, batting .274 with 16 RBI...**1994**...made pro debut with rookie-level Scottsdale Giants, seeing action in 38 games...each of his 23 hits were singles...

PERSONAL...attended Los Toros High School in Azua, DR...single...daughter (Helen, Sept. 7, 1991)...

Harry S. Jordan Award

The Harry S. Jordan Award is given in recognition of the player whose performance and dedication in Spring Training best exemplifies the San Francisco Giants spirit. The honor is voted on by the players in camp.

The following players have won the Harry Jordan Award:

1988	Joe Kmak	1995	Joe Rosselli
	Francisco Melendez	1996	Marvin Benard
1989	James Steel	1997	Dante Powell
1990	Eric Gunderson	1998	Russ Ortiz
1991	Mark Leonard	1999	Damon Minor
1992	John Patterson	2000	Ben Weber
1993	Greg Brummett	2001	Pedro Feliz
1994	J.R. Phillips	2002	Felix Escalona

PEDRO JULIO FELIZ

Year	Club	AVG	G	AB	R	H	2B	3B	HR	RBI	SH	SF	HP	BB	SO	SB	CS	E
1994	Scottsdale	.193	38	119	7	23	0	0	0	3	3	0	2	2	20	2	3	5
1995	Bellingham	.274	43	113	14	31	2	1	0	16	2	2	0	7	33	1	1	2
1996	Burlington	.265	93	321	36	85	12	2	5	36	0	3	1	18	65	5	2	17
1997	Bakersfield	.272	135	515	59	140	25	4	14	56	3	3	7	23	90	5	7	23
1998	Shreveport	.264	100	364	39	96	23	2	12	50	0	4	2	9	62	0	1	22
	Fresno	.429	3	7	1	3	1	0	1	3	0	0	0	1	0	0	0	0
1999	Shreveport	.253	131	491	52	124	24	6	13	77	1	5	3	19	90	4	2	27
2000	Fresno	.298	128	503	85	150	34	2	33	105	2	5	2	30	94	1	1	24
	San Francisco	.286	8	7	1	2	0	0	0	0	0	0	0	0	1	0	0	0
2001	San Francisco	.227	94	220	23	50	9	1	7	22	3	3	2	10	50	2	1	12
2002	San Francisco	.253	67	146	14	37	4	1	2	13	0	1	0	6	27	0	0	3
Minor Totals		.268	671	2433	293	652	121	17	78	346	11	22	17	109	454	18	17	120
ML Totals		.239	169	373	38	89	13	2	9	35	3	4	2	16	78	2	1	15

DIVISION SERIES RECORD

Year	Club	AVG	G	AB	R	H	2B	3B	HR	RBI	SH	SF	HP	BB	SO	SB	CS	E
2002	SF vs. ATL	.000	1	1	0	0	0	0	0	0	0	0	0	0	1	0	0	0

LEAGUE CHAMPIONSHIP SERIES RECORD

Year	Club	AVG	G	AB	R	H	2B	3B	HR	RBI	SH	SF	HP	BB	SO	SB	CS	E
2002	SF vs. STL	.000	1	1	0	0	0	0	0	0	0	0	0	0	0	0	0	0

WORLD SERIES RECORD

Year	Club	AVG	G	AB	R	H	2B	3B	HR	RBI	SH	SF	HP	BB	SO	SB	CS	E
2002	SF vs. ANA	.000	3	5	0	0	0	0	0	0	0	0	0	0	2	0	0	0

FELIZ VS. MAJOR LEAGUE TEAMS

2002		NL					CAREER					2002		AL					CAREER				
AVG	AB	H	HR	RBI	AVG	AB	H	HR	RBI	AVG	AB	H	HR	RBI	AVG	AB	H	HR	RBI				
.000	11	0	0	0	.151	53	8	2	2	—	—	—	—	—	Anaheim	.167	6	1	0	0			
.000	4	0	0	0	.083	12	1	0	0	.750	4	3	1	2	Baltimore	.750	4	3	1	2			
.333	6	2	0	1	.250	8	2	0	1	—	—	—	—	—	Boston	—	—	—	—	—			
.000	1	0	0	0	.308	13	4	0	0	—	—	—	—	—	Chicago	—	—	—	—	—			
.111	18	2	0	0	.173	52	9	2	4	—	—	—	—	—	Cleveland	—	—	—	—	—			
.250	4	1	0	0	.154	13	2	0	0	—	—	—	—	—	Detroit	—	—	—	—	—			
.333	6	2	0	0	.250	12	3	0	0	—	—	—	—	—	Kansas City	—	—	—	—	—			
.211	19	4	0	1	.179	28	5	0	2	—	—	—	—	—	Minnesota	—	—	—	—	—			
.400	5	2	0	0	.250	24	6	1	1	.500	4	2	0	0	New York	.500	4	2	0	0			
.333	6	2	0	0	.267	15	4	0	0	.125	8	1	0	0	Oakland	.077	13	1	0	1			
.250	4	1	1	2	.375	8	3	1	3	—	—	—	—	—	Seattle	.333	3	1	0	2			
.400	5	2	0	4	.250	20	5	0	5	—	—	—	—	—	Tampa Bay	—	—	—	—	—			
.333	9	3	0	0	.450	20	9	1	3	—	—	—	—	—	Texas	.000	1	0	0	0			
.000	4	0	0	0	.125	8	1	0	2	.200	5	1	0	0	Toronto	.200	5	1	0	0			
.391	23	9	0	3	.353	51	18	1	7	.333	21	7	1	2	Interleague	.250	36	9	1	5			
—	—	—	—	—	—	—	—	—	—	—	—	—	—	—	San Francisco	—	—	—	—	—			

FELIZ' CAREER IN BALLPARKS

	AVG	AB	H	HR	RBI		AVG	AB	H	HR	RBI
at Bank One	.194	36	7	2	2	at Edison	—	—	—	—	—
Turner	.000	1	0	0	0	Camden	—	—	—	—	—
Wrigley	.200	5	1	0	1	Fenway	—	—	—	—	—
Cinergy	.600	5	3	0	0	Comiskey	—	—	—	—	—
Coors	.217	23	5	2	2	Jacobs	—	—	—	—	—
Pro Player	.000	10	0	0	0	Comerica	—	—	—	—	—
Minute Maid	.667	3	2	0	0	Kauffman	—	—	—	—	—
Dodger	.238	21	5	0	2	Metrodome	—	—	—	—	—
Miller	.000	6	0	0	0	Yankee	.500	4	2	0	0
Olympic	.250	4	1	0	0	Net. Assoc.	.143	7	1	0	0
Shea	.375	8	3	1	3	SAFECO	.333	3	1	0	2
Veterans	.250	8	2	0	3	Tropicana	—	—	—	—	—
PNC	.500	10	5	0	0	Ballpark	.000	1	0	0	0
Busch	.000	3	0	0	0	SkyDome	.200	5	1	0	0
Qualcomm	.231	26	6	0	3						
Pacific Bell	.239	184	44	4	17						

FELIZ BY MONTH

	2002					CAREER				
	AVG	AB	H	HR	RBI	AVG	AB	H	HR	RBI
In March/April	.375	32	12	0	4	.288	59	17	0	5
May	.125	16	2	1	2	.179	56	10	2	5
June	.256	39	10	1	2	.232	69	16	2	8
July	.174	23	4	0	2	.292	72	21	4	10
August	.261	23	6	0	0	.258	62	16	0	1
Sept./Oct.	.231	13	3	0	3	.164	55	9	1	6
Before ASB	.274	95	26	2	8	.238	202	48	5	19
After ASB	.216	51	11	0	5	.240	171	41	4	16

FELIZ' STATISTICAL BREAKDOWN

	2002					CAREER				
	AVG	AB	H	HR	RBI	AVG	AB	H	HR	RBI
Home	.250	72	18	1	7	.239	184	44	4	17
Road	.257	74	19	1	6	.238	189	45	5	18
Day	.238	80	19	1	3	.232	164	38	3	12
Night	.273	66	18	1	10	.244	209	51	6	23
Grass	.252	139	35	2	11	.239	356	85	9	32
Turf	.286	7	2	0	2	.235	17	4	0	3
vs. LHP	.184	49	9	0	3	.296	108	32	3	16
vs. RHP	.289	97	28	2	10	.215	265	57	6	19
RISP	.194	31	6	0	9	.193	83	16	1	25
Bases Loaded	.200	5	1	0	3	.231	13	3	0	7
as Pinch Hitter	.240	25	6	0	2	.238	42	10	0	4
as DH	—	—	—	—	—	.000	1	0	0	0

FELIZ' CAREER FIELDING

Position	PCT.	G	PO	A	E	TC	DP	PB
Third Base	.932	134	69	136	15	220	15	—
Shortstop	—	1	0	0	0	0	0	—
Outfield	—	1	0	0	0	0	0	—

CAREER TRANSACTIONS

- Signed as non-drafted free agent, Feb. 7, 1994. Signed by Luis Rosa.

Career Highs

- **Most Hits:** 3 (4 times), last: June 22 vs. Baltimore
- **Most RBI:** 3 (twice), last: Sept. 14, 2002 vs. San Diego
- **Most Home Runs:** 1 (9 times), last: June 22 vs. Baltimore
- **Career Grand Slams:** none
- **Longest Hitting Streak:** 10 games, July 25-Aug. 9, 2001

Jesse Foppert

RIGHT-HANDED PITCHER



Birthdate: July 10, 1980

2003 Opening Day Age: 22

Birthplace: Reading, Pennsylvania

Resides: San Rafael, California

Bats: Right **Throws:** Right **Height:** 6-6 **Weight:** 210

M.L. Service: None

How Obtained: Giants #2 selection in June 2001 draft.

Contract Status: Non-roster invitee

CAREER...22-year-old power pitcher was named Pacific Coast League's 2002 top prospect by *Baseball America* after pitching only 14 games at triple-A level...was Giants' 2nd round pick in 2001 draft, 74th pick overall...enters just his 3rd professional campaign, having logged time at double-A and triple-A levels...in 39 career minor league starts, has posted 14-10 record with 2.95 ERA and 271 strikeouts in just 210.1 innings...has averaged 11.60 strikeouts per 9.0 innings in his career, while boasting 3.4:1 strikeout-to-walk ratio...has limited opponents to .201 career batting avg. (150-for-745)...is entering just 3rd season as pitcher after making transition from 1st base during 2001 collegiate season...

2002 SEASON...continued his ascension of Giants minor league chain, logging stop at organization's top outposts...led SF's farmhands with 183 strikeouts, while finishing 10th with 3.46 ERA...in 25 combined starts, went 6-9 and limited opponents to .225 avg. (115-for-512)...opened season at double-A Shreveport and promptly fashioned 2.79 ERA (19er, 61.1ip) in 11 contests, but managed only 3-3 ledger...was tabbed for Texas League All-Star Game...served notice of potential with incredible May, when he went 3-0 with 1.38 ERA, .128 batting avg. against and 38 strikeouts against 9 walks in 5 starts...shared Shreveport's Player of Month honors for May with Todd Linden...HOWE SportsData named him TL Pitcher of Week for May 13-19 after he went 1-0 with 1.50 ERA (2er, 12.0ip) in 2 starts...made jump to triple-A Fresno June 17...in 14 starts for Grizzlies, was 3-6 with 3.99 ERA (35er, 79.0ip)...despite limited number of starts, still finished 3rd on triple-A staff with 109 strikeouts against 35 walks...struck out 12 on 2 different occasions...

2001...embarked on professional career at rookie-league Salem-Keizer...enjoyed success immediately, leading Northwest League with 1.93 ERA, while tying for 2nd with 8 wins and ranking 3rd with 88 strikeouts...stymied hitters to tune of .150 batting avg. against...finished campaign with 8-1 mark...was named Salem-Keizer's Player of Month for both July and August...also garnered Howe SportsData's NWL Pitcher of Week honors for Aug. 13-19...helped Volcanoes to league title after tossing 6.0-shutout innings with 12 strikeouts for victory in NWL post season...

PERSONAL...graduated from San Rafael (CA) High School...was 2-time All-Conference choice and team MVP once...was also 2-year member of North Coast Section basketball championship team...attended University of San Francisco (CA)...went 8-4 with 3.75 ERA in 16 games during 2001 campaign en route to 2nd team All-West Coast Conference honors...recruited walk-on came to USF as 1st baseman, but blossomed to finish 2nd in WCC with 112 strikeouts in 2001...also hit .337 with 10 runs, 7 2Bs, 3B, 4 HRs and 20 RBI in 31 games for Dons in 2001...single...

JESSE WILLIAM FOPPERT

Year	Club	W-L	ERA	G	GS	CG	SH	SV	IP	H	R	ER	HR	HB	BB	SO	WP	BK
2001	Salem-Keizer	8-1	1.93	14	14	0	0	0	70.0	35	18	15	7	5	23	88	4	3
2002	Shreveport	3-3	2.79	11	11	1	0	0	61.1	44	22	19	3	3	21	74	3	0
	Fresno	3-6	3.99	14	14	0	0	0	79.0	71	37	35	12	3	35	109	7	1
Minor Totals		14-10	2.95	39	39	1	0	0	210.1	150	77	69	22	11	79	271	14	4

CAREER TRANSACTIONS

■ Selected by San Francisco in 2nd round of June 2000 draft. Signed by Doug Mapson.

Andres Galarraga

FIRST BASEMAN



Birthdate: June 18, 1961

2003 Opening Day Age: 41

Birthplace: Caracas, Venezuela

Resides: West Palm Beach, Florida

Bats: Right **Throws:** Right **Height:** 6-3 **Weight:** 265

M.L. Service: 17 years, 46 days

How Obtained: Signed as free agent, January 29, 2003.

Contract Status: Non-roster invitee

CAREER...17-year Major League veteran and 5-time All-Star makes return to San Francisco, coming to Spring Training as non-roster invitee...immediately became fan favorite in previous tour with Giants, sparking club to 38-23 mark over last 2 months of 2001 campaign after being acquired from Texas that July 24...career .288 hitter is lifetime home run (386) and RBI (1,381) leader among all Venezuelan-born players...ranks in top 100 in baseball history in doubles (91st, 429), home runs (40th), grand slams (T40th, 8) and RBI (59th)...is also among active leaders in games played (7th, 2,140), hits (9th, 2,248), doubles (9th), homers (7th), RBI (4th) and hit by pitches (2nd, 175)...2-time Silver Slugger Award winner is post season tested, having played in 16 playoff games over 3 different campaigns...was starting 1st baseman on NL All-Star squad in 2000 after previously participating in 1988, 1993, 1997 and 1998 Mid Summer Classics...is also 2-time NL Gold Glove 1st baseman, having garnered honors in 1989 and 1990...enjoyed one of greatest comeback stories in recent years, batting .302 with 28 home runs and 100 RBI in 141 games for Atlanta in 2000 after missing entire 1999 campaign with Non-Hodgkins Lymphoma...in addition to Giants stint in 2001, has also seen big league action with Montreal (1985-91, 2002), St. Louis (1992), Colorado (1993-97), Atlanta (1998-2000) and Texas (2001)...

2002 SEASON...returned to 1st professional organization and club for which he made ML debut, signing with Montreal during Spring Training...hit .260 with 12 2Bs, 9 HRs and 40 RBI in 104 games...originally acquired as back-up at 1st base to Lee Stevens, however, following Stevens' trade to Cleveland June 27, assumed starting role for most of remainder of season...played total of 89 games at 1st base, making 72 starts...missed 21 games during stay on Disabled List May 2-25 with lower back strain, injury sustained while pinch-hitting May 1 at Houston...was originally sidelined April 17-23 with similar problem, however, MRI proved negative...once on DL, visited oncologist Dr. Steve Rosen May 6-11 in Chicago, undergoing series of tests that revealed nothing serious...connected for 1st HR June 15 against Toronto, taking Scott Cassidy deep for Expos' 1st pinch-clout of campaign...strung together 10-game hitting streak July 4-16, going 15-for-36 (+17) with 2 HRs and 7 RBI...streak was part of outstanding July in which he hit .341 (30-for-88) with 5 HRs and 10 RBI...belted 2-run HR into upper deck at Philadelphia's Veterans Stadium July 6, launching Brandon Duckworth offering to left field...took part in 11th triple play in team history Sept. 3 vs. Philadelphia, with Montreal turning trick in 8th inning...was nominated as Expos' selection for Tony Conigliaro Award, given annually to "Major League Baseball player who has overcome adversity through the attributes of spirit, determination and courage"...

2001...mid-season trade acquisition sparked Giants to 38-23 (.623) mark after his arrival, including an even more impressive 26-10 (.722) ledger with him in starting lineup...acquired from Texas July 24 in exchange for OF Chris Magruder, LHP Erasmo Ramirez and RHP Todd Ozias...hit .288 with 7 HRs and 35 RBI in 49 games with San Francisco, including 36 starts at 1B...in 72 games for Rangers, hit .235 with 10 HRs and 34 RBI...made 25 starts at 1B with Texas and 36 as DH...made Giants debut July 25 at Colorado, going 3-for-5 with run, 2B and 2 RBI in 9-3 SF victory...also had 2-for-5 effort with 2B, 3B and 4 RBI in home debut, 8-7 triumph over Pittsburgh July 31...SF strung together season-best 9-game winning streak following his arrival, during which time he hit safely in 7 of 9 contests while posting .316 avg. (12-for-38) with 5 runs, 4 2Bs, 3B, 2 HRs and 14 RBI...had 6 RBI during 4-game sweep at Arizona July 26-29...drilled 1st HR with SF July 27 at Arizona, con-

necting for solo blast off Brian Anderson...connected for game-winning homer Aug. 2 vs. Philadelphia, drilling 2-run clout with 2 outs in 9th off Turk Wendell to give SF +2 triumph...posted his 30th career multi-homer game Aug. 23 at Montreal and his 1st since April 20, 2000 vs. Philadelphia...finished night (10-5 Giants win) 3-for-5 with 4 RBI, as his 1st clout tied game 1-1 in 4th, while 2nd blast was 2-run shot that knotted game 5-5 in 8th...hammered his 2nd "walk-off" homer with SF Sept. 1 vs. Colorado, slugging solo blast with 2 outs in 9th off Justin Speier to snap 1-1 tie...slugged longest homer in Pacific Bell Park history Sept. 18 vs. Houston, drilling estimated 485-foot solo clout in 2nd inning off Roy Oswalt over left field bleachers...**2000**...was named *The Sporting News* National League Comeback Player of Year...after missing all of 1999 season with Non-Hodgkins Lymphoma, returned to start 124 games for NL East champion Atlanta...led Braves with 17 hit by pitches, 3rd most in NL, and ranked 3rd on club in batting (.302), games (141), at-bats (494), hits (149), total bases (260), homers (28) and RBI (100)...marked 4th straight .300 season and 5th consecutive 100-RBI campaign...became just 3rd player since end of World War II to play in majors for 1 or more complete years, not play in big leagues for 1 or more complete seasons, then return to majors and drive in 100+ runs in 1st season back...Willie Mays played in 1951, missed part of 1952 season and all of 1953 campaign while with military, then returned to post 110 RBI in 1954...Cecil Fielder played with Toronto from 1985-88, went to Japan for 1989 season, returning to drive in 132 runs with Detroit in 1990...his .302 average marked 8th career .300 season and was 6th time in his last 7 seasons...28 homers represented lowest total since 1993 (22) but marked his 10th season with 20+ homers and 7th in row...Atlanta was 24-3 when he went deep...batted .347 against left-handed pitchers, his best mark since 1994 (.386)...collected 2,000th career hit June 29 at New York Mets...connected for 350th career homer June 23 vs. Milwaukee...hit .538 (7-for-13) with 3 RBI as pinch-hitter, highest average of any NL player with at least 10 pinch at-bats...made 1st career All-Star start as replacement at 1st base for injured Mark McGwire (had finished 2nd in fan balloting), going 1-for-2 in Mid Summer Classic at Atlanta's Turner Field...hit 10 home runs through April 29, tying for league lead and matching team record for roundtrippers in April...belted 10th career grand slam April 8 against San Francisco, connecting off Livan Hernandez...hit 6 homers in 8 games April 20-29, including 2-clout contest April 20 against Philadelphia (29th career multi-homer contest)...was suspended for 3 games for role in brawl Aug. 22 at Colorado, serving suspension Sept. 7-9...started all 3 games at 1st base in NLDS vs. St. Louis, going 2-for-10 with RBI...**1999**...missed entire campaign due to Non-Hodgkins Lymphoma...was diagnosed with lymphoma in lumbar spine in Feb. after being bothered by back pain during off-season...Braves announced diagnosis and that he would miss entire season Feb. 18...spent next 6 months undergoing treatment, including chemotherapy and radiation...rejoined Braves at end of season when beginning workouts but was not activated...**1998**...signed with Atlanta as free agent Nov. 21, 1997...hit .305 and led Braves in home runs (+4), RBI (121) and slugging percentage (.595)...single-season homer total at age 37 is topped by only 2 other players that old in ML history, as Hank Aaron hit 47 in 1971, and Barry Bonds clubbed 73 in 2001 and 46 in 2002...RBI total is also bested by only 2 other players, as Babe Ruth drove in 137 in 1932, while Bonds collected 137 RBI in 2001...set Braves franchise record for homers by 1st basemen by hitting 39th Aug. 21 vs. San Diego, eclipsing Joe Adcock's mark of 38 set in 1956...his 121 RBI also set franchise mark for 1st basemen, bettering 118 posted by Dan Brourthers in 1889 for then Boston Beaneaters...became 1st player to hit at least 40 homers in consecutive years for 2 different teams after clubbing 41 in 1997 for Colorado...collected at least 100 RBI for 4th consecutive season...RBI total gave him 411 from 1996-98, becoming 1st National League player since St. Louis' Ducky Medwick accumulated 414 from 1936-38 to have at least 400 RBI over 3 consecutive seasons...set modern franchise mark for hit by pitch with 25 (Tommy Tucker had 29 in 1891)...finished tied for 2nd in NL in HBP (25), 5th in HRs, 6th in slugging pct. (.595), tied for 8th in RBI, 9th in total bases (330) and 5th in strikeouts (146)...produced HR every 12.6 at-bats (4th best in NL) and RBI every 4.6 at-bats (6th in NL)...selected to NL All-Star team, going hitless in 2 at-bats...compiled 3 double-digit hitting streaks during season: 14-game binge Aug. 13-28 (19-for-54, .351, 4 HR, 15 RBI); matched career best (1993) with 15-game streak April 23-May 8 (24-for-56, .429, 5 HR, 11 RBI) and 13-gamer July 28-Aug. 12 (16-for-44, .364, 3 HR, 7 RBI)...compiled 7-straight hits over 3 games April 30-May 2, reaching base 9 consecutive times...hit career home run No. 300 May 8 against San Diego, connecting off Padres' Andy Ashby...became 78th player in ML history to hit 300 career roundtrippers...served 3-game suspension Sept. 2-5 for charging mound Aug. 22 against Los Angeles...had season-high 4 hits Sept. 18 at Arizona and compiled 6-straight hits Sept. 18-19...went 3-for-12 with run scored in NLDS vs. Chicago...went 2-for-21 with 4 RBI in NLCS vs. San Diego...connected for grand slam in 7th inning of Game 4 (off Dan Miceli), marking his 1st post-season home run and 6th grand slam in NLCS history...committed 4 errors, NLCS record for any position (Spike Owen committed 5 for Boston in 1986 ALCS)...**1997**...drove in 140 runs to lead NL in RBI for 2nd consecutive year...placed 3rd in senior circuit with 41 home runs and 351 total bases...finished fourth in NL with 120 runs, 75 extra-

base hits and tied for 4th with career-best 191 hits and .598 slugging percentage...had pair of 2-HR games, May 7 vs. Pittsburgh and July 30 vs. Montreal...was hit by pitch for 100th time in career May 21 at San Francisco, getting plunked by Giants' Keith Foulke...stole his 100th career base on Opening Day (April 1) at Cincinnati...suffered non-displaced fracture of 5th metacarpal on left hand when he was hit by Chicago's Kevin Foster April 15...sull hit .347 (26-for-75) in 24 April games...surpassed Tony Armas as Venezuela's all-time Major League home run hitter when he hit 5th of campaign and 252nd of career, grand slam off Chicago's Ramon Tatis April 30...became Venezuela's all-time RBI leader when he passed Dave Concepcion with career RBI 951 and 952 May 21 at San Francisco...connected for grand slam (off Kevin Brown) May 31 at Florida...529-foot home run was longest in Colorado history and longest ever at Pro Player Stadium...had season-best 13-game hitting streak July 30-Aug. 6 (.351, 20-for-57)...served 3-game suspension Aug. 3-5 after charging mound May 31 at Florida...**1996**...established Colorado club and career bests by leading NL in home runs (47) and RBI (150)...HR total was most in NL since SF's Kevin Mitchell hit 47 in 1989 while RBI mark was highest NL total since LA's Tommy Davis drove in 153 in 1962...earned 2nd NL Silver Slugger award...finished 2nd in NL with 376 total bases and 89 extra-base hits, 3rd with 64 multi-hit games and 17 HBP, 4th with 119 runs and 5th with .601 slugging pct...along with teammate Dante Bichette (141), became 1st ML teammates to break 140-RBI mark since 1950, when Boston's Walt Dropo and Vern Stephens each had 144...became most prolific single-season home run hitter from Venezuela, passing 43 hit by Tony Armas in 1984 with Boston...had career-best, 8-RBI outburst June 27 vs. Los Angeles, including pair of 3-run home runs...totaled 7 RBI May 4 vs. Florida, again clubbing 2 3-run HRs...along with Ellis Burks (141), Bichette and Vinny Castilla (113), became 1st foursome on 1 team to break 100-RBI mark since 1929 Phillies and Cubs each had quartet...played 3rd base for 1st time in career Aug. 20 at St. Louis, appearing there in 13th inning...**1995**...broke 100-RBI mark for 1st time in career (106) and had 2nd-consecutive 31-homer season...hit career-high 3 home runs and had 7 RBI June 25 at San Diego...3 home runs came in consecutive innings (6th, 7th and 8th), only 4th time that has occurred in Major League history...had career-high 6 hits (6-for-6) July 3 vs. Houston, homering twice with 5 RBI...hit .429 that week with .964 slugging pct., earning NL Player of Week honors for 5th time in career...was 1 of 5 players in league to hit 2 grand slams...participated on 1st playoff team in Colorado history, as Rockies were NL Wild Card champions...hit .278 (5-for-18) with 2 RBI in 4 games vs. Atlanta...**1994**...had hit then career-high 31 home runs when season ended July 28 at San Francisco when he suffered fractured right hand after being hit by Dave Burba pitch...despite injury, still finished 5th in NL in home runs, tied for 5th in multi-hit games (41), and 7th in RBI (85), slugging pct. (.592) and total bases (247)...**1993**...became 1st player on expansion team (Colorado) and 1st Venezuelan to win batting title...hit .370 to tie Tony Gwynn's 1987 mark as highest NL avg. since Stan Musial hit .376 for 1948 Cardinals...led NL in multi-hit games (56) despite missing 41 games due to pair of injuries...was named Colorado's 1st All-Star representative, hitting .391 at break...was named NL Player of Month in both June and September...was hitting .395 May 9, when he suffered slightly torn right hamstring...had back-to-back 4-hit games June 14-15 vs. Los Angeles, collecting club-record 9-straight hits over 3 games, falling 1 hit shy of NL record...2nd stint on DL came from 2nd degree sprain of right knee July 24, missing 24 games...returned to lineup Aug. 21...hit .361 for month of Sept., including career-best 15-game hitting streak Sept. 3-17...had arthroscopic surgery on right knee Oct. 6...**1992**...was acquired by St. Louis Nov. 25, 1991 in exchange for RHP Ken Hill after 13 seasons in Montreal organization...suffered broken right wrist when he was hit by pitch in 2nd game of season...spent 44 days on DL and rehab assignment in Louisville before returning to Cardinals May 22...hit .189 through July 19...closed out campaign by hitting .301 over final 45 games...**1991**...hit .219 with 9 homers and 33 RBI, all career-lows...was limited to 107 games in injury-riddled campaign...started slowly, hitting .184 through 1st 2 weeks of season...then went on .346 (26-for-76) tear April 19-May 16 that raised avg. to .289...sidelined with left knee injury May 26-July 3...had knee scoped June 8 and missed 36 games...**1990**...hit at least 20 home runs (20) and had at least 85 RBI (87) for 4th consecutive season...earned his 2nd consecutive Gold Glove award with .993 fielding percentage...had 1 errorless streak of 51 games and 2 more of 32 games apiece...**1989**...had 23 home runs and 85 RBI, though his avg. dipped to .257...hit 1st career grand slam Aug. 27 at San Francisco, connecting off Craig Lefferts...hit in 10-straight games July 3-16 (.395, 15-for-38)...tied SF's Robby Thompson for NL lead with 13 HBP...won 1st Gold Glove award, posting .992 fielding pct...**1988**...won 1st NL Silver Slugger Award for 1st basemen after leading league in hits (184) and doubles (45) while hitting .305...earned 1st trip to All-Star Game, going hitless in 2 at-bats...finished in NL Top 10 in 12 different offensive categories...named NL Player of Week 3 times, including back-to-back weeks of May 23-29 and May 30-June 5...posted 5-hit game July 2 vs. Atlanta...hit 20 of 29 home runs before All-Star Break, becoming 1st Expo to have 20 clouts before break...18 homers either tied game or gave Montreal lead...became 2nd player in Montreal franchise history to post consecutive 90-RBI

seasons (Rusty Staub, 1970-71)...**1987**...hit .305 with 13 home runs and 90 RBI in just 2nd full season...started year hitting in No. 3 spot in order, but after being moved to 5-hole May 2, hit safely in 16 of 17 games (.426)...had 14-game hitting streak May 9-23...hit .341 through June with 54 RBI in 69 games...**1986**...hit .271 in 105 games despite being hampered by injuries in rookie campaign...in 1st start, April 10 at Atlanta, went 3-for-3 with 2B, HR and 3 RBI...**1985**...named American Association Rookie of Year in 1st season at triple-A level...hit .269 with 25 home runs and 87 RBI for Indianapolis...was recalled by Montreal August 23 and collected 1st Major League hit next day off LA's Rick Honeycutt...hit 1st ML home run Sept. 21 at St. Louis...**1984**...earned Southern League MVP honors with .289 average, 27 home runs and 87 RBI at Jacksonville...**1983**...batted .289 with 10 HR and 66 RBI in 104 games at West Palm Beach...missed 25 games due to beaming...**1982**...produced double figures in home runs (14) for 1st time as pro...finished with .281 batting average at West Palm Beach...**1981**...appeared in 47 games at class-A Jamestown, hitting .260...**1980**...hit .263 in 2nd year at Calgary, 49 points better than previous season...**1979**...signed as non-drafted free agent by Expos Jan. 19 on advice of Felipe Alou...made pro debut at age 18 with West Palm Beach...played in 7 games before being promoted to Calgary, where he hit .214 in 42 contests...

PERSONAL...attended Enrique Felmí High School in Caracas, Venezuela...was 1st Rockies' player to have field refurbished and named in his honor, when Andres Galarraga Field opened at the Denver Boys & Girls Club thanks to monetary contribution by Andres...nicknamed "Big Cat" during minor league career for cat-like reflexes and range at 1st base...married (Eneyda)...has three daughters: Andria, Katherine and Adrianna...

ANDRES JOSE GALARRAGA

Year	Club	AVG	G	AB	R	H	2B	3B	HR	RBI	SH	SF	HP	BB	SO	SB	CS	E	
1979	W. Palm Beach	.179	7	23	3	3	0	0	0	1	0	0	0	2	11	0	0	0	
	Calgary	.214	42	112	14	24	3	1	4	16	0	0	0	9	42	1	0	5	
1980	Calgary	.263	59	190	27	50	11	4	4	22	0	0	0	7	55	3	0	21	
1981	Jamestown	.260	47	154	24	40	5	4	6	26	0	0	0	15	44	0	0	0	
1982	W. Palm Beach	.281	105	338	39	95	20	2	14	51	0	0	0	34	77	2	0	9	
1983	W. Palm Beach	.289	104	401	55	116	18	3	10	66	0	0	0	33	68	7	0	13	
1984	Jacksonville	.289	143	533	81	154	28	4	27	87	1	4	9	59	122	2	8	16	
1985	Indianapolis	.269	121	439	75	118	15	8	25	87	0	3	7	45	103	3	0	14	
	Montreal	.187	24	75	9	14	1	0	2	4	0	0	1	3	18	1	2	1	
1986	Montreal	.271	105	321	39	87	13	0	10	42	1	1	3	30	79	6	5	4	
1987	Montreal	.305	147	551	72	168	40	3	13	90	0	4	10	41	127	7	10	10	
1988	Montreal	.302	157	609	99	184	42	8	29	92	0	3	10	39	153	13	4	15	
1989	Montreal	.257	152	572	76	147	30	1	23	85	0	3	13	48	158	12	5	11	
1990	Montreal	.256	155	579	65	148	29	0	20	87	0	5	4	40	169	10	1	10	
1991	Montreal	.219	107	375	34	82	13	2	9	33	0	0	2	23	66	5	6	9	
	St. Louis	.243	95	325	38	79	14	2	10	39	0	3	8	11	69	5	4	8	
1992	Louisville	.176	11	34	3	6	0	1	2	3	0	0	1	0	8	1	0	2	
	Colorado	.370	120	470	71	174	35	4	22	98	0	6	6	24	73	2	4	11	
1994	Colorado	.319	103	417	77	133	21	0	31	85	0	5	8	19	93	8	3	8	
1995	Colorado	.280	143	554	89	155	29	3	31	106	0	5	13	32	146	12	2	13	
1996	Colorado	.304	159	626	119	190	39	3	47	150	0	8	17	40	157	18	8	14	
1997	Colorado	.318	154	600	120	191	31	3	41	140	0	3	17	54	141	15	8	15	
1998	Atlanta	.305	153	555	103	169	27	1	44	121	0	5	25	63	146	7	6	11	
1999	Atlanta						— Injured, Did Not Play —												
2000	Atlanta	.302	141	494	67	149	25	1	28	100	0	1	17	36	126	3	5	14	
2001	Texas	.235	72	243	33	57	16	0	10	34	0	1	9	18	68	1	0	1	
	San Francisco	.288	49	156	17	45	12	1	7	35	0	2	3	13	49	0	3	5	
2002	Montreal	.260	104	292	30	76	12	0	9	40	0	3	9	30	81	2	2	13	
Minor Totals		.273	639	2224	321	606	100	27	92	359	1	7	17	204	530	19	8	220	
S.F. Totals		.288	49	156	17	45	12	1	7	35	0	2	3	13	49	0	3	5	
A.L. Totals		.235	72	243	33	57	16	0	10	34	0	1	9	18	68	1	0	1	
N.L. Totals		.289	2068	7571	1125	2191	413	32	376	1347	1	57	166	546	1871	126	78	172	
M.L. Totals		.288	2140	7814	1158	2248	429	32	386	1381	1	58	175	564	1939	127	78	173	

ALL-STAR GAME RECORD

Year	Club, Site	AVG	G	AB	R	H	2B	3B	HR	RBI	SH	SF	HP	BB	SO	SB	CS	E
1988	NL, Cincinnati	.000	1	2	0	0	0	0	0	0	0	0	0	0	1	0	0	0
1993	NL, Baltimore	.000	1	1	0	0	0	0	0	0	0	0	0	0	0	0	0	0
1997	NL, Cleveland	.000	1	1	0	0	0	0	0	0	0	0	0	0	1	0	0	0
1998	NL, Colorado	.000	1	2	0	0	0	0	0	0	0	0	0	0	0	0	0	0
2000	NL, Atlanta	.500	1	2	0	1	0	0	0	0	0	0	0	0	0	0	0	0
ASG Totals		.125	5	8	0	1	0	0	0	0	0	0	0	0	2	0	0	0

DIVISION SERIES RECORD

Year	Club	AVG	G	AB	R	H	2B	3B	HR	RBI	SH	SF	HP	BB	SO	SB	CS	E
1995	COL vs. ATL	.278	4	18	1	5	1	0	0	2	0	0	0	0	6	0	0	0
1998	ATL vs. CHI	.250	3	12	1	3	0	0	0	0	0	0	0	1	3	0	0	0
2000	ATL vs. STL	.200	3	10	1	2	1	0	0	1	0	0	1	2	4	0	0	0
LDS TOTALS		.250	10	40	3	10	2	0	0	3	0	0	1	3	13	0	0	0

LEAGUE CHAMPIONSHIP SERIES RECORD

Year	Club	AVG	G	AB	R	H	2B	3B	HR	RBI	SH	SF	HP	BB	SO	SB	CS	E
1998	ATL vs. SD	.095	6	21	1	2	0	0	1	4	0	0	0	6	6	0	0	4

GALARRAGA VS. MAJOR LEAGUE TEAMS

2002					NL					CAREER					2002					AL					CAREER						
AVG	AB	H	HR	RBI	AVG	AB	H	HR	RBI	AVG	AB	H	HR	RBI	AVG	AB	H	HR	RBI	AVG	AB	H	HR	RBI	AVG	AB	H	HR	RBI		
.545	11	6	1	2	Arizona	.291	103	30	6	17	—	—	—	—	Anaheim	.333	45	15	2	9	—	—	—	—	Baltimore	.333	39	13	4	9	
.347	49	17	2	5	Atlanta	.319	469	149	21	90	—	—	—	—	Boston	.310	29	9	5	9	—	—	—	—	Chicago	.148	27	4	1	3	
.200	5	1	0	0	Chicago	.273	667	182	33	107	.333	6	2	0	Cleveland	.115	26	3	0	0	.429	7	3	0	1	Detroit	.276	29	8	0	3
.333	9	3	0	1	Cincinnati	.308	500	154	29	88	.000	1	0	0	Kansas City	.273	11	3	0	1	—	—	—	—	Minnesota	.167	6	1	0	0	
.250	4	1	0	2	Colorado	.322	87	28	6	22	—	—	—	—	New York	.167	18	3	0	1	—	—	—	—	Oakland	.292	48	14	2	9	
.267	30	8	2	3	Florida	.304	309	94	22	71	.249	7	3	0	Seattle	.440	50	22	4	10	—	—	—	—	Tampa Bay	.212	33	7	3	7	
.250	12	3	0	0	Houston	.301	492	148	22	82	—	—	—	—	Texas	.105	19	2	1	3	—	—	—	—	Toronto	.213	47	10	2	6	
.100	10	1	0	0	Los Angeles	.262	539	141	22	89	.231	13	3	1	Interleague	.326	181	59	11	26	—	—	—	—	—	—	—	—	—		
.000	11	0	0	0	Milwaukee	.300	80	24	5	15	—	—	—	—	—	—	—	—	—	—	—	—	—	—	—	—	—	—	—	—	
—	—	—	—	—	Montreal	.290	300	87	21	63	—	—	—	—	—	—	—	—	—	—	—	—	—	—	—	—	—	—	—	—	
.240	25	6	0	3	New York	.262	664	174	28	99	—	—	—	—	—	—	—	—	—	—	—	—	—	—	—	—	—	—	—	—	—
.264	53	14	3	13	Philadelphia	.261	706	184	29	122	—	—	—	—	—	—	—	—	—	—	—	—	—	—	—	—	—	—	—	—	—
.286	14	4	0	4	Pittsburgh	.299	699	209	31	120	—	—	—	—	—	—	—	—	—	—	—	—	—	—	—	—	—	—	—	—	—
.071	14	1	0	2	St. Louis	.302	665	201	28	118	—	—	—	—	—	—	—	—	—	—	—	—	—	—	—	—	—	—	—	—	—
.000	6	0	0	1	San Diego	.289	584	169	34	115	—	—	—	—	—	—	—	—	—	—	—	—	—	—	—	—	—	—	—	—	—
.333	9	3	0	1	San Francisco	.306	523	160	25	93	—	—	—	—	—	—	—	—	—	—	—	—	—	—	—	—	—	—	—	—	—

GALARRAGA'S CAREER IN BALLPARKS

	AVG	AB	H	HR	RBI		AVG	AB	H	HR	RBI
at Bank One	.273	66	18	2	10	at Edison	.333	24	8	0	2
Turner	.311	518	161	30	100	Camden	.333	39	13	4	9
Wrigley	.265	340	90	16	47	Fenway	.250	12	3	1	1
Cinergy	.291	244	71	9	30	Comiskey	.188	16	3	1	2
Coors	.333	934	311	73	257	Jacobs	.083	12	1	0	0
Pro Player	.287	164	47	10	29	Comerica	.294	17	5	0	3
Minute Maid	.440	25	11	0	2	Kauffman	—	—	—	—	—
Dodger	.213	239	51	8	36	Metrodome	—	—	—	—	—
Miller	.000	10	0	0	0	Yankee	.000	8	0	0	0
Olympic	.279	1764	492	63	272	Net. Assoc.	.273	22	6	2	5
Shea	.263	373	98	18	60	SAFECO	.263	19	5	0	1
Veterans	.254	350	89	14	53	Tropicana	.212	33	7	3	7
PNC	.250	8	2	0	2	Ballpark	.233	129	30	5	17
Busch	.261	510	133	18	75	SkyDome	.222	18	4	1	4
Qualcomm	.279	280	78	21	58						
Pacific Bell	.284	88	25	3	16						

GALARRAGA BY MONTH

	2002					CAREER				
	AVG	AB	H	HR	RBI	AVG	AB	H	HR	RBI
In March/April	.286	21	6	0	4	.298	1076	321	64	229
May	.111	9	1	0	0	.291	1362	397	68	252
June	.277	47	13	1	7	.300	1354	406	66	234
July	.341	88	30	5	10	.282	1348	380	69	218
August	.181	83	15	2	11	.269	1301	350	64	215
Sept./Oct.	.250	44	11	1	8	.287	1373	394	55	233
Before ASB	.272	103	28	2	14	.294	4236	1244	219	785
After ASB	.254	189	48	7	26	.281	3578	1004	167	596

GALARRAGA'S STATISTICAL BREAKDOWN

	2002					CAREER				
	AVG	AB	H	HR	RBI	AVG	AB	H	HR	RBI
Home	.315	127	40	7	22	.307	3792	1164	196	747
Road	.218	165	36	2	18	.270	4022	1084	190	634
Day	.286	91	26	1	12	.290	2554	740	132	462
Night	.249	201	50	8	28	.287	5260	1508	254	919
Grass	.208	125	26	0	12	.297	4396	1305	255	874
Turf	.299	167	50	9	28	.276	3418	943	131	507
vs. LHP	.294	85	25	0	8	.304	2201	669	125	424
vs. RHP	.246	207	51	9	32	.281	5613	1579	261	957
RISP	.259	85	22	1	30	.288	2229	643	105	982
Bases Loaded	.250	8	2	0	7	.345	139	48	10	142
as Pinch Hitter	.200	20	4	2	3	.236	89	21	3	14
as DH	—	—	—	—	—	.252	155	39	6	25

GALARRAGA'S CAREER FIELDING

Position	PCT.	G	PO	A	E	TC	DP	PB
First Base	.991	2036	17732	1346	173	19251	1590	—
Third Base	—	1	0	0	0	0	0	—

CAREER TRANSACTIONS

- Signed by Montreal as non-drafted free agent Jan. 19, 1979.
- Placed on 15-day Disabled List July 10-Aug. 19, 1986 with ailing right knee.
- Placed on 15-day Disabled List Aug. 20-Sept. 4, 1986 with pulled muscle in right rib cage.
- Placed on 15-day Disabled List May 26-July 3, 1991 with ailing left knee.
- Traded to St. Louis in exchange for RHP Ken Hill, Nov. 25, 1991.
- Placed on 15-day Disabled List April 8-May 22, 1992 (including rehabilitation assignment to Indianapolis) with broken bone in right wrist.
- Granted free agency, Oct. 27, 1992; signed with Colorado, Nov. 16, 1992.
- Placed on 15-day Disabled List July 29, 1994-end of season with broken bone in right hand.
- Granted free agency, Oct. 27, 1997; signed with Atlanta, Nov. 21, 1997.
- Placed on 15-day Disabled List April 3, 1999-end of season with Lymphoma lumbar spine; transferred to 60-day Disabled List July 15, 1999.
- Granted free agency Oct. 30, 2000; signed with Texas, Dec. 9, 2000.
- Traded to San Francisco in exchange for OF Chris Magruder, RHP Todd Ozias and LHP Erasmo Ramirez, July 28, 2001.
- Granted free agency, Nov. 7, 2001; signed with Montreal March 7, 2002.
- Placed on 15-day Disabled List May 2-25, 2002 with strained lower back.
- Granted free agency, Oct. 29, 2002; signed with San Francisco as free agent, Jan. 29, 2003.

Career Highs

- **Most Hits:** 6, July 13, 1995 vs. Houston (with Colorado)
- **Most RBI:** 8, June 27, 1997 vs. Los Angeles (with Colorado)
- **Most Home Runs:** 3, June 25, 1995 at San Diego (with Colorado)
- **Career Grand Slams:** 10, last: April 8, 2000 vs. San Francisco (off Livan Hernandez) (with Atlanta)
- **Longest Hitting Streak:** 15 games, twice; last: April 23-May 8, 1998

Marquis Grissom

OUTFIELDER



Birthdate: April 17, 1967

2003 Opening Day Age: 35

Birthplace: Atlanta, Georgia

Resides: Fairburn, Georgia

Bats: Right **Throws:** Right **Height:** 5-11 **Weight:** 188

M.L. Service: 13 years, 42 days

How Obtained: Signed as free agent, December 7, 2002.

Contract Status: Signed through 2004 (signed 2-year deal with club option for 2005 before 2003 season)

CAREER...14-year ML veteran signed with Giants as free agent Dec. 7, 2002...brings impressive pedigree to SF, as outfielder is 2-time All-Star and 4-time Gold Glove winner...owns .270 lifetime batting avg. with 1,019 runs, 323 2Bs, 51 3Bs, 183 HRs and 783 RBI in 1,827 big league contests...one of game's great baserunners, ranks 59th all-time (7th among active players) with 414 stolen bases (in 515 attempts)...in fact, has swiped 20 or more bags in 10 of his 14 years, including 3 seasons of 50-plus and 2 campaigns of at least 70 thefts...versatile performer has also reached double-digits in HRs in each of last 11 seasons, with 3 separate 20-clout efforts...stellar gloveman boasts lifetime .988 fielding pct., having committed just 50 errors in 4,270 total chances...3-time playoff participant has excelled on October stage, as MVP of 1996 ALCS has compiled .328 batting avg (67-for-204) with 33 runs, 5 HRs, 19 RBI and 12 steals over 48 career post season contests...set NL play-off record with 15-game hitting streak, spanning 1995 NLDS (4 games), '95 NLCS (4 games), '95 WS (6 games) and 1st game of '96 NLDS...owns robust .390 mark (30-for-77) in 19 career World Series contests, 6th-highest batting avg. in Fall Classic history (min. 40 at-bats)...SF marks his 5th club, having also seen ML action with Montreal (1989-94), Atlanta (1995-96), Cleveland (1997), Milwaukee (1998-2000) and Los Angeles (2001-02)...has been quite proficient against left-handed pitching during career, hitting at .280 clip (585-for-2,093) with 68 HRs and 250 RBI...

2002 SEASON...completed 2nd season with Dodgers, batting .277 with 21 2Bs, 4 3Bs, 17 HRs and 60 RBI in 111 games...LA was impressive 49-25 (.662) in games in which he started...posted .293 avg. (39-for-133) with 2 3Bs, 2 HRs and 29 RBI against southpaw hurlers...was at his best on road, hitting at .312 clip (54-for-173) with 34 RBI away from Dodger Stadium...started year hot and finished campaign strong, batting .298 (31-for-104) with 7 HRs and 23 RBI during 1st 2 months of season (April-May) and .286 (55-for-912) with 7 roundtrippers and 30 RBI over last 3 months (July-September)...impressive clutch hitter batted .306 (30-for-98) with 4 HRs and 43 RBI with RISP, and .292 (14-for-48) with 2 clouts and 18 RBI with 2 out and RISP...in 2 different contests (May 26 and 31), went combined 5-for-8 with 3 HRs against Arizona lefty Randy Johnson after going 1-for-25 with 15 strikeouts prior to that in career vs. Big Unit...had 2 HRs off NL Cy Young Award winner and finished 4-for-5 in May 26 contest at Arizona and then went 1-for-3 with 3-run clout off Johnson in next matchup May 31 at Dodger Stadium...finished 3-for-4 with 2 roundtrippers in 7-6 Dodger win over Philadelphia Aug. 9, marking 2nd multi-HR game of season (6th career)...

2001...batted .221 with 17 2Bs, 21 HRs, 60 RBI and .404 slugging pct. in 134 games during 1st season with LA...joined Dodgers during Spring Training, having been acquired from Milwaukee in exchange for OF Devon White Feb. 25...tied for ML lead among CFers with 1,000 fielding pct., matching Oakland's Johnny Damon, Cubs' Michael Tucker and Milwaukee's White...however, played in most innings (765.1), had most assists (6) and double plays (2) among 4, handling 198 chances without error...clubbed 6 of his 21 HRs batting at top of lineup, including leadoff clouts April 19 at New York and May 2 at Cincinnati...recorded 3rd career multi-HR game with 2 clouts and 3 RBI in LA's 7-3 victory at Cincinnati May 2...1st roundtripper was solo blast on game's 1st pitch, off Pete Harnisch...marked 17th career leadoff HR...swiped 3rd base in 1st inning of LA's 6-4 loss vs. San Diego Sept. 17 to move into sole possession of 59th place on all-time stolen base list...passed Donie Bush (404 steals) and Tommy Harper (408) during campaign...**2000**...during 3rd season in Milwaukee, became 65th player in ML history to steal 400 bases after swiping 2nd Sept. 13 at Mets...posted 10th season of 20-or-more stolen bases...was at his best against left-handed pitching, batting .304 with 2 HRs and 18 RBI...**1999**...earned Michael Harrison Award for Community Service...led club with Brewers' NL franchise-record 24 stolen bases...set Brewers' NL franchise mark for right-handed hitter with 20 HRs, surpassing previous mark of 14 set by Jeff Cirillo in 1998...became just 4th player in Brewers history to hit 20 HRs and steal 20 bases in same season, joining Tommy Harper (1970), Robin Yount (1980) and Jeremy Burnitz (1997)...posted 2nd career multi-HR game June 29 at Wrigley Field, while setting Brewers' NL franchise record with career-high 6 RBI...recorded 1,500th career hit Aug. 18 at Houston, singling off Mike Hampton...moved into leadoff spot Aug. 25, batting .265 with 9 HRs, 22 RBI, 10 stolen bases and 32 runs scored in 35 games...jump-started Milwaukee offense with leadoff HRs Aug. 28 at San Diego, Sept. 8 vs. Arizona and Sept. 30 vs. Pittsburgh...ranked 4th in NL among CFers with .987 fielding pct...**1998**...spent much of 1st season with Milwaukee bothered by high hamstring strain, but appeared in 142 games and avoided trip to Disabled List...batted .271 with 10 HRs and 60 RBI, while his 13 stolen bases were 2nd on club...batted .316 with runners on base and .319 with RISP...drove in 500th run of career with 3-run HR July 9 vs. Cubs, finishing contest with 5 RBI...went 2-for-4 with 2 solo HRs Sept. 26 at LA for 1st career regular season multi-HR game...**1997**...played for Cleveland in lone AL campaign...was acquired from Atlanta during last week of Spring Training, coming to Indians with OF David Justice in exchange for OF Kenny Lofton and LHP Alan Embree March 25...slowed by sore right hamstring during early part of regular season, having originally hurt leg in 1st exhibition at-bat in Indians uniform March 27...made AL debut April 2 at Oakland and hit 1st junior circuit HR April 8 at Seattle (off Dennis Martinez)...injury suffered during Spring Training landed him on 15-day Disabled List April 22-May 5 with strained right hamstring...was only 2nd career stint on DL and 1st since 1990...drilled 3rd career grand slam Aug. 27 at Anaheim, connecting off Angels' Allen Watson...hit 100th career HR Sept. 6 vs. White Sox (off James Baldwin)...equalled career high with 5 hits June 28 at Yankee Stadium, finishing contest 5-for-6 with 2 2Bs and 3 RBI...had career-best 172-game errorless streak snapped June 15 at St. Louis, dropping fly ball while avoiding near-collision with Manny Ramirez...marked 1st defensive miscue since May 10, 1996...ranked 7th among AL outfielders with .992 fielding pct...hit combined .292 in post season with 2B, 3B, HR and 6 RBI over 18 games for AL champion Indians...also stole 3 bases in 4 attempts...was named MVP of ALCS vs. Baltimore, hitting .261 with HR and 4 RBI in 6 games...his 8th inning, 2-out, 3-run clout

Highest World Series BA, All-Time

(minimum 40 at-bats; 303 players through 2002)

Player, Team	Years	AVG	AB	H
Bobby Brown, Yankees	1947, '49-51	.4390	41	18
Pepper Martin, Cardinals	1928, '31, '34	.4182	55	23
Paul Molitor, Brewers/Blue Jays	1982 (MIL); 1983 (TOR)	.4182	55	23
Hal McRae, Reds/Royals	1970, '72 (CIN); 1980, '85 (KC)	.4000	45	18
Lou Brock, Cardinals	1964, '67-68	.3908	87	34
Marquis Grissom, Braves/Indians	1995-96 (ATL); 1997 (CLE)	.3896	77	30
Thurman Munson, Yankees	1976-78	.3731	67	25
George Brett, Royals	1980, '85	.3725	51	19
Pat Borders, Blue Jays	1992-93	.3721	43	16

(Stats courtesy of Bill Arnold/Sports Features Group)

off Armando Benítez in Game 2 at Baltimore erased +2 deficit and gave Tribe 5-4 win...hit .360 (9-for-25) in World Series, scoring 5 runs over 7-game Fall Classic loss to Florida... **1996**...had arguably most complete season of career, earning 4th-straight Gold Glove Award in CF while compiling career-high offensive numbers in runs (106), triples (10), HRs (23) and hits (207)...finished with .308 batting avg. for NL champion Atlanta Braves...finished 3rd in NL in hits, tied for 3rd in 3Bs, 7th in total bases (328), tied for 5th in multi-hit games (58) and tied for 7th with 10 outfield assists...became 1st Brave to amass 200 hits in season since Ralph Garr's 214 in 1974...his 671 at-bats established Braves' record (2nd in NL), breaking Garr's mark of 668 in 1973...also set franchise record for CFer with .997 fielding pct...drilled 7 leadoff

HRs...had career-best 28-game hitting streak July 25-Aug. 24, batting .386 (49-for-127) with 3 HRs and 14 RBI...streak was longest by Brave since Rowland Office hit in 29 straight in 1976...28-game skein was 3rd-longest in Atlanta history and 2nd-longest in NL during season (Cincinnati's Hal Morris, 29 games)...played last 127 games of season without committing error, with last miscue coming May 8 vs. Colorado...stole home June 2 at Cincinnati, Braves' 1st straight steal of plate since Ed Miller's theft Sept. 29, 1979...recorded 300th career stolen base April 16 vs. Florida...slugged 2nd career grand slam April 7 vs. St. Louis (off Mike Busby)...collected 1,000th career hit July 14 vs. Florida (off Chris Hammond)...his hit in Game 1 of NLDS extended post-season hitting streak to 15 games, longest such streak in NL history...led club with .444 avg. (12-for-27) in World Series vs. Yankees...12 hits marked most ever by NL player in 6-game Fall Classic... **1995**...acquired by Atlanta from Montreal April 6 in exchange for OF Roberto Kelly, OF Tony Tarasco and RHP Esteban Yan...captured 3rd straight Gold Glove Award...defensive run was highlighted by 91-game errorless streak to end campaign (after June 20)...led off pair of games with HRs...tied for 9th among NL outfielders with 9 assists...set ML record with 25 hits in post season, breaking Marty Barrett's record of 24 set in 1986...hit safely in all 14 of Atlanta's playoff contests, batting .385 (25-for-65) for World Series champion Braves...homed twice in Game 2 of NLDS at Colorado...went 5-for-5 to establish Braves post season record for hits in 10-4, Game 4 victory vs. Rockies...was only player to hit safely in all 6 World Series games vs. Cleveland, going 9-for-25 (.360) with 3 stolen bases... **1994**...finished 2nd in NL in runs (96) and steals (36) and ranked 8th in hits (137) while enjoying All-Star campaign for Montreal, which finished strike-shortened season with baseball's best record...swiped 3 bases May 16 vs. Philadelphia for 9th career 3-steal game...participated in 2nd straight All-Star Game and excelled in Mid Summer Classic, homering off Randy Johnson to give NL 5-4 lead in 6th inning, then drew leadoff walk in 9th before Fred McGriff's game-winning HR...hit in 14-straight games May 12-June 11...hit 1st career inside-the-park HR in 10th inning Aug. 1, circling bases off St. Louis' Rich Rodriguez...Gold Glove recipient for 2nd-straight season... **1993**...enjoyed excellent all-around offensive season, batting .298 with 188 hits, 19 HRs, 95 RBI and 53 stolen bases...RBI total was 23 more than any other NL CFer, as San Diego's Derek Bell was 2nd with 72...was awarded 1st Gold Glove Award for defensive excellence...finished 8th in BBWAA voting for NL MVP with 66 points...batted leadoff for senior circuit in 1st All-Star Game, replacing injured Pittsburgh outfielder Andy Van Slyke...collected 500th career hit June 20, touching Atlanta's Tom Glavine for safety...became just 5th player in Montreal history to score 100 runs in season, crossing plate 104 times...finished 2nd in NL in steals, tied for 2nd in multi-hit games (55), 3rd in hits and tied for 7th in runs... **1992**...captured 2nd straight Lou Brock Award after leading NL with career-high 78 stolen bases (in 91 attempts)...led league in at-bats (653), falling 6 ABs short of Montreal's club record set by Warren Cromartie in 1979...stole career-high 4 bases in July 21 contest at San Francisco...rapped out career-best 39 2Bs... **1991**...in just 2nd full ML season, led all of baseball with 76 stolen bases to win his 1st Lou Brock Award...began season platooning with Dave Martinez in CF before earning Montreal's everyday job...helped solidify starting spot with 4-for-5 performance April 28 at St. Louis, which included 5 RBI and 1st career grand slam (off Juan Agosto)...had 2 5-hit games, 1st in front of 116 family members at Atlanta June 7 and 2nd June 26 at New York...led all NL outfielders in chances per game, with avg. of 2.69, while his 15 outfield assists tied Cardinals' Felix Jose for NL lead... **1990**...was 1 of 3 rookies in Expos' Opening Day lineup...suffered non-displaced fracture of nose May 9 after trapping Eddie Murray line drive against outfield wall...had

Active Stolen Base Leaders

Rank	Player	Steals
1.	Rickey Henderson	1,403
2.	Kenny Lofton	508
3.	Barry Bonds	493
4.	Delino DeShields	463
5.	Roberto Alomar	462
6.	Marquis Grissom	414
7.	Eric Young	408
8.	Chuck Knoblauch	407
9.	Craig Biggio	381
10.	Barry Larkin	375

appeared in 42 of Montreal's 1st 45 games before fracturing 5th metacarpal on left hand diving back into 2nd base May 28 at Atlanta...injury landed him on 21-day Disabled List May 29-June 30...despite injuries, played in 98 contests and batted .257 with 22 stolen bases (in 24 attempts)...**1989**...made ML debut Aug. 22 against Fernando Valenzuela and Dodgers...stroked run-scoring single for 1st ML hit...was called up by Montreal following just 201-game minor league apprenticeship...drilled 1st big league HR Sept. 11 at Wrigley Field, connecting off Cubs' Greg Maddux...had 4-hit effort Sept. 9 vs. Philadelphia, finishing contest 4-for-5...after impressing in Expos' Spring Training camp as non-roster player, began season with double-A Jacksonville, where he earned organizational Player of Month honors for May...by July 4, was hitting .299 with 24 stolen bases in 78 games, earning promotion to triple-A Indianapolis...hit .278 while with Indy, but was on 10-game hitting streak and hitting .320 in Aug. before big league recall on 21st of month...was selected to Southern League's post season All-Star squad and was ranked by *Baseball America* as league's 4th-best ML prospect...**1988**...was selected by Montreal in 3rd round of June draft after sophomore season at Florida A&M...signed 1st professional contract with Expos June 12...struggled with .230 avg. in 1st month with Jamestown in New York-Penn Rookie League, but bounced back with .323 mark for remainder of season as club's leadoff hitter...was league leader in at-bats (291), runs scored (69) and total bases (146)...attended Florida Instructional League after season...

GIANT IN THE COMMUNITY...long reckoned for community involvement, he was recognized in July 31, 2000 issue of *The Sporting News*' "99 Good Guys in Pro Sports" for his community activity in hometown of Atlanta...sponsors 12 youth baseball teams, including providing transportation...helps fund Study Hall, home school that provides food and shelter for kids without parents...helps coordinate YMCA programs, and runs golf tournament to support homeless kids at Boys and Girls Clubs...while with Milwaukee in 1999, was honored as Michael Harrison Award winner for community service...

PERSONAL...graduated from Lakeshore (College Park, GA) High School...attended Florida A&M (Tallahassee, FL) University, where he excelled as sophomore in 1988 as both pitcher (9-3, 2.40) and outfielder (.448, 12 HR)...finished 6th in Division I batting race, 38 points ahead of Jeff Bagwell...is 1 of 15 children in Grissom family...younger brother Antonio played in Phillies and Expos organizations...enjoys fishing and drawing...married (Daphne)...has 2 sons (D'Monte and Micah) and daughter (Tiana)...

MARQUIS DEON GRISSOM

Year	Club	AVG	G	AB	R	H	2B	3B	HR	RBI	SH	SF	HP	BB	SO	SB	CS	E
1988	Jamestown	.323	74	291	69	94	14	7	8	39	2	5	2	35	39	23	7	3
1989	Jacksonville	.299	78	278	43	83	15	4	3	31	1	3	7	24	31	24	6	3
	Indianapolis	.278	49	187	28	52	10	4	2	21	0	1	0	14	23	16	4	0
	Montreal	.257	26	74	16	19	2	0	1	2	1	0	0	12	21	1	0	2
1990	Indianapolis	.182	5	22	3	4	0	0	2	3	0	0	0	5	1	0	0	0
	Montreal	.257	98	288	42	74	14	2	3	29	4	1	0	27	40	22	2	2
1991	Montreal	.267	148	558	73	149	23	9	6	39	4	0	1	34	89	76	17	6
1992	Montreal	.276	159	653	99	180	39	6	14	66	3	4	5	42	81	78	13	7
1993	Montreal	.298	157	630	104	188	27	2	19	95	0	8	3	52	76	53	10	7
1994	Montreal	.288	110	475	96	137	25	4	11	45	0	4	1	41	66	36	6	5
1995	Atlanta	.258	139	551	80	142	23	3	12	42	1	4	3	47	61	29	9	2
1996	Atlanta	.308	158	671	106	207	32	10	23	74	4	4	3	41	73	28	11	1
1997	Cleveland	.262	144	558	74	146	27	6	12	66	6	9	6	43	89	22	13	3
1998	Milwaukee	.271	142	542	57	147	28	1	10	60	2	2	2	24	78	13	8	3
1999	Milwaukee	.267	154	603	92	161	27	1	20	83	4	5	0	49	109	24	6	5
2000	Milwaukee	.244	146	595	67	145	18	2	14	62	2	4	0	39	99	20	10	3
2001	Los Angeles	.221	135	448	56	99	17	1	21	60	0	2	2	16	107	7	5	0
2002	Los Angeles	.277	111	343	57	95	21	4	17	60	0	4	2	22	68	5	1	4
Minor Totals		.299	206	778	143	233	39	15	15	94	3	9	9	73	98	64	17	6
A.L. Totals		.262	144	558	74	146	27	6	12	66	6	9	6	43	89	22	13	3
N.L. Totals		.271	1683	6431	945	1743	296	45	171	717	25	42	22	446	968	392	98	47
M.L. Totals		.270	1827	6989	1019	1889	323	51	183	783	31	51	28	489	1057	414	111	50

ALL-STAR GAME RECORD

Year	Club, Site	AVG	G	AB	R	H	2B	3B	HR	RBI	SH	SF	HP	BB	SO	SB	CS	E
1993	NL, Baltimore	.000	1	3	0	0	0	0	0	0	0	0	0	0	1	0	0	0
1994	NL, Pittsburgh	1.000	1	1	1	1	0	0	1	1	0	0	0	1	0	0	0	0
ASG Totals		.250	2	4	1	1	0	0	1	1	0	0	0	1	1	0	0	0

DIVISION SERIES RECORD

Year	Club	AVG	G	AB	R	H	2B	3B	HR	RBI	SH	SF	HP	BB	SO	SB	CS	E
1995	ATL vs. COL	.524	4	21	5	11	2	0	3	4	0	0	0	0	3	2	1	0
1996	ATL vs. LA	.083	3	12	2	1	0	0	0	0	0	0	0	1	2	1	0	1
1997	CLE vs. NYY	.235	5	17	3	4	0	1	0	0	0	0	0	1	2	0	1	0
LDS Totals		.320	12	50	10	16	2	1	3	4	0	0	0	2	7	3	2	1

LEAGUE CHAMPIONSHIP SERIES RECORD

Year	Club	AVG	G	AB	R	H	2B	3B	HR	RBI	SH	SF	HP	BB	SO	SB	CS	E
1995	ATL vs. CIN	.263	4	19	2	5	0	1	0	0	0	0	0	1	4	0	0	1
1996	ATL vs. STL	.286	7	35	7	10	1	0	1	3	0	0	0	0	8	2	0	1
1997	CLE vs. BAL	.261	6	23	2	6	0	0	1	4	0	0	0	1	9	3	0	0
LCS Totals		.273	17	77	11	21	1	1	2	7	0	0	0	2	21	5	0	2

WORLD SERIES RECORD

Year	Club	AVG	G	AB	R	H	2B	3B	HR	RBI	SH	SF	HP	BB	SO	SB	CS	E
1995	ATL vs. CLE	.360	6	25	3	9	1	0	0	1	0	0	1	1	3	3	1	0
1996	ATL vs. NYY	.444	6	27	4	12	2	1	0	5	0	0	0	1	2	1	0	1
1997	CLE vs. FLA	.360	7	25	5	9	1	0	0	2	0	0	0	4	4	0	0	1
LDS Totals		.390	19	77	12	30	4	1	0	8	0	0	1	6	9	4	1	2

GRISSOM VS. MAJOR LEAGUE TEAMS

2002 NL CAREER						2002 AL CAREER																	
AVG	AB	H	HR	RBI		AVG	AB	H	HR	RBI		AVG	AB	H	HR	RBI							
.227	44	10	3	8	Arizona	.220	205	45	11	29		.167	12	2	1	2	Anaheim	.182	77	14	3	11	
.375	24	9	0	3	Atlanta	.268	351	94	3	32		.250	4	1	0	0	Baltimore	.200	45	9	1	2	
.250	8	2	0	0	Chicago	.271	524	142	13	62		.000	4	0	0	1	Boston	.243	37	9	0	4	
.333	9	3	0	1	Cincinnati	.272	464	126	15	51		---	---	---	---	---	Chicago	.279	86	24	2	16	
.283	46	13	3	7	Colorado	.291	368	107	12	43		---	---	---	---	---	Cleveland	.333	30	10	0	4	
.077	13	1	0	0	Florida	.267	277	74	6	26		---	---	---	---	---	Detroit	.203	64	13	0	5	
.133	15	2	0	0	Houston	.237	469	111	14	54		---	---	---	---	---	Kansas City	.284	81	23	2	17	
---	---	---	---	---	Los Angeles	.254	397	101	4	29		---	---	---	---	---	---	Minnesota	.338	65	22	3	14
.286	7	2	1	4	Milwaukee	.265	34	9	1	9		---	---	---	---	---	New York	.436	39	17	2	9	
.357	28	10	1	4	Montreal	.335	236	79	9	32		---	---	---	---	---	Oakland	.227	44	10	1	2	
.238	21	5	1	2	New York	.269	475	128	12	49		---	---	---	---	---	Seattle	.109	46	5	1	2	
.438	16	7	3	7	Philadelphia	.276	522	144	13	50		.250	8	2	1	2	Tampa Bay	.250	8	2	1	2	
.286	14	4	1	3	Pittsburgh	.310	497	154	14	53		---	---	---	---	---	Texas	.204	54	11	0	1	
.333	9	3	0	2	St. Louis	.275	501	138	12	47		---	---	---	---	---	Toronto	.195	41	8	2	5	
.313	32	10	1	8	San Diego	.308	478	147	12	70		.179	28	5	2	5	Interleague	.276	297	82	8	41	
.310	29	9	1	6	San Francisco	.238	474	113	14	53													

GRISSOM'S CAREER IN BALLPARKS

	AVG	AB	H	HR	RBI		AVG	AB	H	HR	RBI
at Bank One	.248	105	26	5	17	at Edison	.171	35	6	2	5
Turner	.184	76	14	3	11	Camden	.120	25	3	1	1
Wrigley	.250	264	66	8	27	Fenway	.278	18	5	0	2
Cinergy	.305	233	71	9	27	Comiskey	.212	52	11	1	9
Coors	.343	134	46	7	23	Jacobs	.261	264	69	5	31
Pro Player	.262	164	43	5	18	Comerica	---	---	---	---	---
Minute Maid	.114	35	4	0	1	Kauffman	.292	48	14	2	10
Dodger	.231	611	141	22	64	Metrodome	.378	45	17	3	13
Miller	.000	3	0	0	1	Yankee	.542	24	13	2	7
Olympic	.291	1362	396	29	154	Net. Assoc.	.258	31	8	0	1
Shea	.290	248	72	6	27	SAFECO	---	---	---	---	---
Veterans	.258	256	66	6	23	Tropicana	.250	8	2	1	2
PNC	.231	26	6	1	3	Ballpark	.276	29	8	0	0
Busch	.291	282	82	4	29	SkyDome	.167	18	3	0	1
Qualcomm	.278	241	67	5	38						
Pacific Bell	.328	61	20	2	12						

GRISSOM BY MONTH

	2002					CAREER				
	AVG	AB	H	HR	RBI	AVG	AB	H	HR	RBI
In March/April	.318	44	14	2	10	.252	975	246	22	115
May	.283	60	17	5	13	.282	1185	329	33	154
June	.191	47	9	3	7	.302	1205	364	34	141
July	.289	38	11	0	8	.243	1210	294	30	136
August	.315	89	28	4	13	.253	1200	304	27	115
Sept./Oct.	.246	65	16	3	9	.285	1234	352	37	122
Before ASB	.267	165	44	10	33	.275	3751	1031	97	452
After ASB	.287	178	51	7	27	.265	3238	858	86	331

GRISSOM'S STATISTICAL BREAKDOWN

	2002					CAREER				
	AVG	AB	H	HR	RBI	AVG	AB	H	HR	RBI
Home	.241	170	41	10	26	.268	3350	898	81	356
Road	.312	173	54	7	34	.272	3639	991	102	427
Day	.289	114	33	4	16	.261	2173	568	65	259
Night	.271	229	62	13	44	.274	4816	1321	118	524
Grass	.277	318	88	16	54	.261	4434	1156	120	496
Turf	.280	25	7	1	6	.287	2555	733	63	287
vs. LHP	.293	133	39	11	29	.280	2093	585	68	250
vs. RHP	.267	210	56	6	31	.266	4896	1304	115	533
RISP	.306	98	30	4	43	.277	1668	462	46	604
Bases Loaded	.333	6	2	0	8	.306	134	41	3	111
as Pinch Hitter	.273	22	6	0	4	.255	98	25	3	21
as DH	—	—	—	—	—	.167	6	1	0	0

GRISSOM'S CAREER FIELDING

Position	PCT.	G	PO	A	E	TC	DP	PB
Outfield	.988	1762	4127	92	50	4269	20	—

CAREER TRANSACTIONS

- Selected by Montreal in 3rd round of June 1988 draft.
- Placed on 21-day Disabled List May 29-June 20, 1990 with fractured fifth metacarpal in left hand.
- Traded to Atlanta in exchange for OF Roberto Kelly, OF Tony Tarasco and RHP Esteban Yan, April 6, 1995.
- Traded to Cleveland with OF David Justice in exchange for OF Kenny Lofton and LHP Alan Embree, Mar. 25, 1997.
- Placed on 15-day Disabled List April 22-May 5, 1997 with strained right hamstring.
- Traded to Milwaukee with RHP Jeff Juden in exchange for RHP Ben McDonald, RHP Mike Fetters and LHP Ron Villone, Dec. 8, 1997.
- Traded to Los Angeles with RHP Ruddy Lugo in exchange for OF Devon White, Feb. 25, 2001.
- Signed with San Francisco as free agent, Dec. 7, 2002.

Career Highs

- **Most Hits:** 5 (3 times), last: June 28, 1997 vs. New York-AL (with Cleveland)
- **Most RBI:** 6, June 29, 1999 vs. Chicago-NL (with Milwaukee)
- **Most Home Runs:** 2 (6 times), last: Aug. 9, 2002 vs. Philadelphia (with Los Angeles)
- **Career Grand Slams:** 3, last: Aug. 27, 1997 vs. Anaheim (off Allen Watson) (with Cleveland)
- **Longest Hitting Streak:** 28 games, July 25-Aug. 24, 1996

Edwards Guzman

CATCHER/THIRD BASEMAN



Birthdate: September 11, 1976

2003 Opening Day Age: 26

Birthplace: Bayauron, Puerto Rico

Resides: Naranjito, Puerto Rico

Bats: Left **Throws:** Right **Height:** 5-11 **Weight:** 204

M.L. Service: 1 year, 22 days

How Obtained: Giants' 50th selection in June 1995 draft.

Contract Status: Signed through 2003

CAREER...versatile performer has seen action with San Francisco in both 1999 and 2001, but has played each of past 5 seasons at triple-A Fresno...has logged big league action at 5 positions, mainly at catcher...was chosen by Giants with 50th pick in June 1995 draft...followed in footsteps of teammate Marvin Benard, another 50th round selection...moved up one classification in each of 1st 3 years in organization, hitting career-high .305 at triple-A Fresno in 1998...

2002 SEASON...battled for spot on big league Opening Day roster, but was one of last players cut...was optioned to Fresno March 30 and remained there entire campaign...was named to Pacific Coast League All-Star team for Joint Triple-A contest...established career high with 55 RBI, while putting together one of best campaigns of career...hit .297 (116-for-390) with 45 runs, 22 2Bs and 5 HRs in 112 contests...ranked 5th among Giants minor leaguers for avg...proved to be very versatile player, appearing at catcher (26 games), 1B (19), 2B (13), 3B (25) and OF (10)...made just 9 errors in 546 total chances in field for impressive .984 fielding mark...jumped out to good start, earning Fresno's Player of Month honors for April...hit .390 (23-for-59) with 9 runs, 6 2Bs, 2 HRs and 17 RBI in 19 games during month...played for Santurce in Puerto Rican Winter League following campaign...

2001...assumed back-up catchers role after SF designated Bobby Estalella for assignment June 14...originally was one of final cuts out of Spring Training, beginning year at triple-A Fresno...was recalled by Giants April 26 (when Felipe Crespo went on Disabled List), optioned back to minors May 27 (when Calvin Murray was recalled) and brought back to stay 3 days later (June 2, when J.T. Snow went on DL)...overall, appeared in 61 games for SF, hitting .243 with 3 HRs and 7 RBIs...appeared at catcher (25 games), 1B (7), 3B (7), 2B (3) and LF (2)...committed just 3 errors in 148 total chances at 5 positions...hit at .328 clip (22-for-67) with 5 2Bs and 2 HRs as starter with SF, hitting safely in 14 of 19 starting assignments (2 at 3B, 3 at 1B, 14 at C)...hit safely in 11 of 14 starting catching efforts (6 multi-hit affairs), going combined 17-for-46 (.370) with 5 2Bs and HR...while behind plate, threw out 4 of 10 attempted base thieves (40.0%), while pitchers posted 4.18 ERA (64er, 137.2ip)...went 13-for-39 (.333) with 2 2Bs, HR and 4 RBI in his last 21 games (8 starts), raising season avg. 46 points, from .197 on Aug. 8 to final .243 mark...collected 1st Major League hit May 6 in Philadelphia, pinch-1B off Wayne Gomes...snapped 21 at-bat hitless string to open career, including 0-for-6 start to 2001 and 0-for-15 showing in 1999...made 1st career start May 13 vs. New York (at 3B), finishing 3-for-3 with 2 runs, 2B, HR, RBI...homer was 1st of career, solo shot in 3rd inning (off Kevin Appier) which tied game at 2-2...**2000**...logged 3rd straight year at Fresno and established career highs in at-bats (421), hits (118) and 2Bs (24)...showed his versatility for Grizzlies, logging 33 games at 2B, 30 at C, 14 at 3B, 12 in OF and 6 at 1B...ranked 4th on club in RBI...played for Mayaguez in Puerto Rican Winter League...**1999**...saw 1st Major League action, making 2 appearances on big league roster during campaign...appeared in 14 games overall with Giants and went hitless in 15 ML at-bats...began season at Fresno after going to 1st Major League Spring Training as non-roster invitee...did not spend long in Fresno as contract was purchased after season opener April 5...replaced injured Bill Mueller on roster...made ML debut April 6 in Cincinnati, entering as pinch hitter and successfully laid down sacrifice bunt...appeared in 13 games during 1st stay with San Francisco, making 2 starts (both at 3B) and also being used as catcher (1 game) and pinch hitter (7 games)...was optioned back to Fresno May 8...received 2nd call-up Aug. 6...appeared in just 1 game (as PH) before being optioned to Fresno Aug. 10...overall

on year for Grizzlies, hit .274 (98-for-358) with 7 HRs and 48 RBI in 90 games...played for Mayaguez in Puerto Rican Winter League... **1998**...established career highs in average (.305) and home runs (9) in 1st year at Fresno...played 79 games at 3B and 5 at C...was selected Co-Player of Month for Fresno club in July, when he hit .344 (32-for-93) with 5 2Bs, 4 HRs and 15 RBI in 24 contests...appeared in 5 PCL playoff contests (3 at 3B, 1 at C, 1 as PH), posting 5-for-15 mark (.333) with 2 runs scored, 2B and RBI... **1997**...helped double-A Shreveport reach Texas League playoffs for 11th time in 12 years...appeared in 113 games at 3B, making 19 errors...was solid in clutch, hitting .295 (28-for-95) with 37 RBI with runners in scoring position...went hitless in 7 Texas League playoff at-bats over 2 contests... **1996**...opened professional career at single-A San Jose...was member of club which went 89-51 for best regular season winning percentage in all of professional baseball (.636)...played 105 games at 3B...logged .270 mark with then-career-high 19 2Bs and 5 3Bs...did not appear in any post season contests... **1995**...was selected in June Draft but did not sign until late in summer...reported to Fall Instructional League...

A GIANT IN THE COMMUNITY...supports San Francisco's middle and high school programs while serving as one of SF's Celebrity Waiters...also assists with Giants' Kids and Rewards clubs activities...

PERSONAL...graduated from Emilio Delgado (Corozal, PR) High School...was named MVP of 1994 Connie Mack World Series and won batting championship that season...married (Sharon Cruz, Feb. 7, 1998)...son (Edwards Noel, Sept. 30, 1999),...

EDWARDS GUZMAN

Year	Club	AVG	G	AB	R	H	2B	3B	HR	RBI	SH	SF	HP	BB	SO	SB	CS	E
1996	San Jose	.270	106	367	41	99	19	5	1	40	6	5	5	39	60	3	5	25
1997	Shreveport	.284	118	380	52	108	15	4	3	42	5	3	1	33	57	3	1	19
1998	Fresno	.305	102	325	50	99	17	0	9	48	3	1	3	24	47	1	0	14
1999	Fresno	.274	90	358	48	98	13	0	7	48	4	4	3	17	50	6	5	26
	San Francisco	.000	14	15	0	0	0	0	0	0	1	0	0	0	4	0	0	0
2000	Fresno	.280	115	421	52	118	24	1	6	52	4	3	5	17	43	1	5	18
2001	Fresno	.361	18	72	13	26	3	2	0	11	2	0	0	4	3	0	1	0
	San Francisco	.243	61	115	8	28	6	0	3	7	0	1	0	5	16	0	0	3
2002	Fresno	.297	112	390	45	116	22	0	5	55	6	2	0	16	26	1	3	9
Minor Totals		.287	661	2313	301	664	113	12	31	296	30	18	17	150	286	15	20	111
M.L. Totals		.215	75	130	8	28	6	0	3	7	1	1	0	5	20	0	0	3

GUZMAN VS. MAJOR LEAGUE TEAMS

2002					NL					CAREER					2002					AL					CAREER									
AVG	AB	H	HR	RBI	AVG	AB	H	HR	RBI	AVG	AB	H	HR	RBI	AVG	AB	H	HR	RBI	AVG	AB	H	HR	RBI	AVG	AB	H	HR	RBI					
---	---	---	---	---	---	---	---	---	---	---	---	---	---	---	---	---	---	---	---	---	---	---	---	---	---	---	---	---	---	---	---	---	---	---
---	---	---	---	---	---	---	---	---	---	.083	12	1	1	1	---	---	---	---	---	---	---	---	---	---	---	---	---	---	---	---	---	---	---	---
---	---	---	---	---	---	---	---	---	---	.250	4	1	0	0	---	---	---	---	---	---	---	---	---	---	---	---	---	---	---	---	---	---	---	---
---	---	---	---	---	---	---	---	---	---	.000	2	0	0	0	---	---	---	---	---	---	---	---	---	---	---	---	---	---	---	---	---	---	---	---
---	---	---	---	---	---	---	---	---	---	.333	6	2	1	2	---	---	---	---	---	---	---	---	---	---	---	---	---	---	---	---	---	---	---	---
---	---	---	---	---	---	---	---	---	---	.263	19	5	0	0	---	---	---	---	---	---	---	---	---	---	---	---	---	---	---	---	---	---	---	---
---	---	---	---	---	---	---	---	---	---	.182	11	2	0	0	---	---	---	---	---	---	---	---	---	---	---	---	---	---	---	---	---	---	---	---
---	---	---	---	---	---	---	---	---	---	.000	2	0	0	0	---	---	---	---	---	---	---	---	---	---	---	---	---	---	---	---	---	---	---	---
---	---	---	---	---	---	---	---	---	---	.273	11	3	0	0	---	---	---	---	---	---	---	---	---	---	---	---	---	---	---	---	---	---	---	---
---	---	---	---	---	---	---	---	---	---	.000	5	0	0	0	---	---	---	---	---	---	---	---	---	---	---	---	---	---	---	---	---	---	---	---
---	---	---	---	---	---	---	---	---	---	.143	7	1	0	0	---	---	---	---	---	---	---	---	---	---	---	---	---	---	---	---	---	---	---	---
---	---	---	---	---	---	---	---	---	---	.556	9	5	1	1	---	---	---	---	---	---	---	---	---	---	---	---	---	---	---	---	---	---	---	---
---	---	---	---	---	---	---	---	---	---	.143	7	1	0	0	---	---	---	---	---	---	---	---	---	---	---	---	---	---	---	---	---	---	---	---
---	---	---	---	---	---	---	---	---	---	.000	6	0	0	1	---	---	---	---	---	---	---	---	---	---	---	---	---	---	---	---	---	---	---	---
---	---	---	---	---	---	---	---	---	---	.500	4	2	0	0	---	---	---	---	---	---	---	---	---	---	---	---	---	---	---	---	---	---	---	---
---	---	---	---	---	---	---	---	---	---	.200	20	4	0	2	---	---	---	---	---	---	---	---	---	---	---	---	---	---	---	---	---	---	---	---
---	---	---	---	---	---	---	---	---	---	---	---	---	---	---	---	---	---	---	---	---	---	---	---	---	---	---	---	---	---	---	---	---	---	---
---	---	---	---	---	---	---	---	---	---	---	---	---	---	---	---	---	---	---	---	---	---	---	---	---	---	---	---	---	---	---	---	---	---	---
---	---	---	---	---	---	---	---	---	---	---	---	---	---	---	---	---	---	---	---	---	---	---	---	---	---	---	---	---	---	---	---	---	---	---
---	---	---	---	---	---	---	---	---	---	---	---	---	---	---	---	---	---	---	---	---	---	---	---	---	---	---	---	---	---	---	---	---	---	---
---	---	---	---	---	---	---	---	---	---	---	---	---	---	---	---	---	---	---	---	---	---	---	---	---	---	---	---	---	---	---	---	---	---	---
---	---	---	---	---	---	---	---	---	---	---	---	---	---	---	---	---	---	---	---	---	---	---	---	---	---	---	---	---	---	---	---	---	---	---
---	---	---	---	---	---	---	---	---	---	---	---	---	---	---	---	---	---	---	---	---	---	---	---	---	---	---	---	---	---	---	---	---	---	---
---	---	---	---	---	---	---	---	---	---	---	---	---	---	---	---	---	---	---	---	---	---	---	---	---	---	---	---	---	---	---	---	---	---	---
---	---	---	---	---	---	---	---	---	---	---	---	---	---	---	---	---	---	---	---	---	---	---	---	---	---	---	---	---	---	---	---	---	---	---
---	---	---	---	---	---	---	---	---	---	---	---	---	---	---	---	---	---	---	---	---	---	---	---	---	---	---	---	---	---	---	---	---	---	---
---	---	---	---	---	---	---	---	---	---	---	---	---	---	---	---	---	---	---	---	---	---	---	---	---	---	---	---	---	---	---	---	---	---	---
---	---	---	---	---	---	---	---	---	---	---	---	---	---	---	---	---	---	---	---	---	---	---	---	---	---	---	---	---	---	---	---	---	---	---
---	---	---	---	---	---	---	---	---	---	---	---	---	---	---	---	---	---	---	---	---	---	---	---	---	---	---	---	---	---	---	---	---	---	---
---	---	---	---	---	---	---	---	---	---	---	---	---	---	---	---	---	---	---	---	---	---	---	---	---	---	---	---	---	---	---	---	---	---	---
---	---	---	---	---	---	---	---	---	---	---	---	---	---	---	---	---	---	---	---	---	---	---	---	---	---	---	---	---	---	---	---	---	---	---
---	---	---	---	---	---	---	---	---	---	---	---	---	---	---	---	---	---	---	---	---	---	---	---	---	---	---	---	---	---	---	---	---	---	---
---	---	---	---	---	---	---	---	---	---	---	---	---	---	---	---	---	---	---	---	---	---	---	---	---	---	---	---	---	---	---	---	---	---	---
---	---	---	---	---	---	---	---	---	---	---	---	---	---	---	---	---	---	---	---	---	---	---	---	---	---	---	---	---	---	---	---	---	---	---
---	---	---	---	---	---	---	---	---	---	---	---	---	---	---	---	---	---	---	---	---	---	---	---	---	---	---	---	---	---	---	---	---	---	---
---	---	---	---	---	---	---	---	---	---	---	---	---	---	---	---	---	---	---	---	---	---	---	---	---	---	---	---	---	---	---	---	---	---	---
---	---	---	---	---	---	---	---	---	---	---	---	---	---	---	---	---	---	---	---	---	---	---	---	---	---	---	---	---	---	---	---	---	---	---
---	---	---	---	---	---	---	---	---	---	---	---	---	---	---	---	---	---	---	---	---	---	---	---	---	---	---	---	---	---	---	---	---	---	---
---	---	---	---	---	---	---	---	---	---	---	---	---	---	---	---	---	---	---	---	---	---	---	---	---	---	---	---	---	---	---	---	---	---	---
---	---	---	---	---	---	---	---	---	---	---	---	---	---	---	---	---	---	---	---	---	---	---	---	---	---	---	---	---	---	---	---	---	---	---
---	---	---	---	---	---	---	---	---	---	---	---	---	---	---	---	---	---	---	---	---	---	---	---	---	---	---	---	---	---	---	---	---	---	---
---	---	---	---	---	---	---	---	---	---	---	---	---	---	---	---	---	---	---	---	---	---	---	---	---	---	---	---	---	---	---	---	---	---	---
---	---	---	---	---	---	---	---	---	---	---	---	---	---	---	---	---	---	---	---	---	---	---	---	---	---	---	---	---	---	---	---	---	---	---
---	---	---	---	---	---	---	---	---	---	---	---	---	---	---	---	---	---	---	---	---	---	---	---	---	---	---	---	---	---	---	---	---	---	---
---	---	---	---	---	---	---	---	---	---	---	---	---	---	---	---	---	---	---	---	---	---	---	---	---	---	---	---	---	---	---	---	---	---	---
---	---	---	---	---	---	---	---	---	---	---	---	---	---	---	---	---	---	---	---	---	---	---	---	---	---	---	---	---	---	---	---	---	---	---
---	---	---	---	---	---	---	---	---	---	---	---	---	---	---	---	---	---	---	---	---	---	---	---	---	---	---	---	---	---	---	---	---	---	---
---	---	---	---	---	---	---	---	---	---	---	---	---	---	---	---																			

GUZMAN'S CAREER IN BALLPARKS

		AVG	AB	H	HR	RBI			AVG	AB	H	HR	RBI
at	Bank One	.333	3	1	1	1	at	Edison	—	—	—	—	—
	Turner	.000	3	0	0	0		Camden	—	—	—	—	—
	Wrigley	—	—	—	—	—		Fenway	—	—	—	—	—
	Cinergy	.400	5	2	1	2		Comiskey	—	—	—	—	—
	Coors	.154	13	2	0	0		Jacobs	—	—	—	—	—
	Pro Player	.200	5	1	0	0		Comerica	—	—	—	—	—
	Minute Maid	—	0	0	0	0		Kauffman	—	—	—	—	—
	Dodger	.500	6	3	0	0		Metrodome	—	—	—	—	—
	Miller	—	—	—	—	—		Yankee	—	—	—	—	—
	Olympic	.200	5	1	0	0		Net. Assoc.	.000	1	0	0	0
	Shea	.400	5	2	0	0		SAFECO	—	—	—	—	—
	Veterans	.500	2	1	0	0		Tropicana	—	—	—	—	—
	PNC	.000	2	0	0	1		Ballpark	—	—	—	—	—
	Busch	—	—	—	—	—		SkyDome	—	—	—	—	—
	Qualcomm	.500	8	4	0	2							
	Pacific Bell	.175	57	10	1	1							

GUZMAN BY MONTH

		2002					CAREER				
		AVG	AB	H	HR	RBI	AVG	AB	H	HR	RBI
In	March/April	—	—	—	—	—	.000	15	0	0	0
	May	—	—	—	—	—	.250	28	7	2	3
	June	—	—	—	—	—	.263	19	5	0	0
	July	—	—	—	—	—	.158	19	3	0	0
	August	—	—	—	—	—	.296	27	8	1	2
	Sept./Oct.	—	—	—	—	—	.227	22	5	0	2
	Before ASB	—	—	—	—	—	.200	70	14	2	3
	After ASB	—	—	—	—	—	.233	60	14	1	4

GUZMAN'S STATISTICAL BREAKDOWN

		2002					CAREER				
		AVG	AB	H	HR	RBI	AVG	AB	H	HR	RBI
	Home	—	—	—	—	—	.149	67	10	1	1
	Road	—	—	—	—	—	.286	63	18	2	6
	Day	—	—	—	—	—	.219	64	14	1	3
	Night	—	—	—	—	—	.212	66	14	2	4
	Grass	—	—	—	—	—	.215	121	26	3	7
	Turf	—	—	—	—	—	.222	9	2	0	0
	vs. LHP	—	—	—	—	—	.100	10	1	0	0
	vs. RHP	—	—	—	—	—	.225	120	27	3	7
	RISP	—	—	—	—	—	.138	29	4	0	4
	Bases Loaded	—	—	—	—	—	.000	5	0	0	2
	as Pinch Hitter	—	—	—	—	—	.167	30	5	1	2
	as DH	—	—	—	—	—	—	—	—	—	—

GUZMAN'S CAREER FIELDING

Position	PCT.	G	PO	A	E	TC	DP	PB
Catcher	.990	27	87	10	1	98	1	—
First Base	.973	7	34	2	1	37	2	—
Second Base	.750	3	3	0	1	4	0	—
Third Base	1.000	12	6	14	0	20	1	—
Outfield	—	2	0	0	0	0	0	—

CAREER TRANSACTIONS

- Selected by San Francisco in 50th round of June 1995 draft. Signed by Luis Rosa.

Career Highs

- **Most Hits:** 3, May 13, 2001 vs. New York
- **Most RBI:** 2 (twice), last: Sept. 23, 2001 at San Diego
- **Most Home Runs:** 1 (3 times), last: Aug. 9, 2001 at Cincinnati
- **Career Grand Slams:** none
- **Longest Hitting Streak:** 4 games, Aug. 9-22, 2001

Livan Hernandez

RIGHT-HANDED PITCHER



Birthdate: February 20, 1975

2003 Opening Day Age: 28

Birthplace: Villa Clara, Cuba

Resides: Miami Beach, Florida

Bats: Right **Throws:** Right **Height:** 6-2 **Weight:** 240

M.L. Service: 5 years, 97 days

How Obtained: Acquired from Florida in exchange for RHPs Jason Grilli and Nate Bump, July 23, 1999.

Contract Status: Signed through 2003 with option for 2004 (agreed to 4-year contract with option for 5th prior to 2000 season)

CAREER...Cuban immigrant is proven innings eater, having broken 200-frame barrier 4 times in last 5 years...has reached 30-start plateau 5 straight years...has led team in innings from 2000-02, becoming 1st Giant to lead club in 3-consecutive seasons since Gaylord Perry in 1969-71...is also 1st Giants pitcher to post 3-straight 200-inning seasons since Vida Blue and Bob Knepper (1978-80)...has started last 3 Opening Days, becoming 1st Giants pitcher to start 3 straight openers since John Montefusco got call 1976-78...became just 8th pitcher in franchise history to work 3-consecutive lifelifters, joining Juan Marichal (6 straight, 1964-69; 3, 1971-73), Larry Jansen (4, 1948-51), Bill Voiselle (4, 1944-47), Christy Mathewson (3, 1902-04), Leon Ames (3, 1909-11), Carl Hubbell (3, 1933-35) and Johnny Antonelli (3, 1955-57)...is just 1 of 5 pitchers in ML history to win their 1st 6 playoff decisions, joining: Orlando Hernandez (8 wins), Orel Hershiser (7 wins), Lefty Gomez and Mariano Rivera (both with 6 wins)...owns 6-2 lifetime post season ledger with 3.99 ERA (25er, 56.1ip) over 10 games (8 starts)...led Florida to 1997 World Series Championship when he became just 2nd rookie to ever win MVP honors for Fall Classic, joining Larry Sherry of Los Angeles in 1959...was also named MVP of NLCS that season, becoming only 4th player in history to win both awards in same season (PIT's Willie Stargell, STL's Darrell Porter and LA's Orel Hershiser)...has been excellent 2nd Half performer over last 3 seasons (2000-02), going 23-14 with 3.69 ERA (130er, 316.2ip) over 45 starts...has averaged over 7.0ip in those 2nd half starts...has worked at least 6.0 innings in 142 of his 180 career starts overall (78.9%)...has accomplished feat in 98 of last 119 starts (82.4%), dating back to last 19 efforts of 1999 season...became only 2nd NL pitcher and 4th in ML history to begin career with 9 consecutive wins as starter...current teammate Kirk Rueter also did so in 1993-94 (10-0), as did "Hooks" Wiltse (12-0, 1904) and Whitey Ford (9-0, 1950)...finished 2nd to Philadelphia's Scott Rolen in 1997 National League Rookie of the Year voting...named to *Baseball Digest's* Rookie All-Star Team...accomplished hitter owns .242 lifetime avg. (.99-for-409) with 18 2Bs, 3B, 4 HRs and 39 RBI...has hit safely in 38 of his last 77 starts dating back to '99, going 46-for-187 (.246) with 16 runs, 8 2Bs, 3B, 2 HRs, 18 RBI...defected from Cuba Sept. 27, 1995 in Monterrey, Mexico while training for 1995 World Cup which was staged later that year in Havana...

2002 SEASON...Opening Day starter led Giants staff in starts (T1st, 33), innings (216.0), complete games (5) and shutouts (3)...became 1st Giant to have 3 shutouts in season since Bud Black also had 3 in 1991...in fact, ranked among NL leaders for complete games (T3rd), shutouts (3rd), innings (10th), hits allowed (3rd, 233), losses (16, T1st), earned runs (105, 4th) and runs allowed (113, 5th)...logged 12-16 record with 4.38 ERA in 33 starts...16 defeats were highest loss total by

SF pitcher since Black was 12-16 in 1991...tied for NL lead with 29 grounded into doubleplays induced with SD's Brian Lawrence...made 4 starts during post season, going 1-2 with 6.20 ERA (14er, 20.1ip)...earned 6th career playoff win in NLDS Game 4, defeating Braves and Tom Glavine by 8-3 count as Giants faced elimination...worked 8.1 innings for longest post season outing by SF pitcher since Mike Krukow's 9.0-frame complete-game effort in Game 4 of 1987 NLCS...logged 1-0 mark with 3.07 ERA (5er, 14.2ip) over his 1st 2 starts (1 in LDS and 1 in LCS)...however, suffered defeats in Games 4 and 7 of World Series, yielding 14.29 ERA (9er, 5.2ip)...fashioned 3.76 ERA (43er, 103.0ip) in 15 regular season starts after All-Star Break, going 6-6...lowered season ERA .56 points in 2nd Half (from 4.94 to 4.38)...tossed 5th career shutout (3rd of season) Sept. 25, blanking Padres 6-0...also tied career low-hit game, limiting Friars to 2 safeties on evening...was 22nd career complete game and 5th of campaign...became 1st pitcher in franchise history to lose 10 games in 1st Half in consecutive seasons, going 6-10 with 4.94 ERA in 18 starts...was 6-11 with 6.07 ERA in 19 starts before All-Star Break in 2001...opened year with 4-0 ledger, marking best start by Giant starter since 1997 when Shawn Estes also won his 1st 4 decisions...posted 2.03 ERA (7er, 31.0ip) in those 4 starts...logged .234 batting avg. (15-for-64) for his lowest season mark since 1998 (.195)...

2001...Opening Day starter struggled throughout campaign, going 13-15 with 5.24 ERA...established new career highs in ERA, games (34) and hits allowed (266)...15 defeats were most by Giants pitcher since Bud Black was 12-16 in 1991...was tied for 4th most losses in NL, while yielding most hits, runs (143) and earned runs (143)...also tied for 9th most walks (85) in senior circuit...however, led SF staff in innings (226.2), while ranking 7th in NL...also tied for team lead in starts and was 3rd in wins...reached 30-start plateau for 4th straight season...broke 200-inning barrier for 3rd time in career, 2nd as Giant...tossed at least 6.0 innings in 28 of 34 outings (82.4%)...struggled in 1st Half, becoming just 5th Giants pitcher to lose 11 games before All-Star Break since 1965, joining Bill Laskey (2-11, 1985), Ed Halicki (8-11, 1976), Ron Bryant (2-11, 1974) and Mike McCormick (6-11, 1968)...however, posted 7-4 mark in 2nd half, logging 4.20 ERA (47er, 100.2ip) over 15 starts...became 1st Giant hurler to start consecutive openers since John Burkett got call in 1992-93...made his 2nd consecutive Opening Day start with Giants, 3rd career, April 2 vs. San Diego at Pac Bell Park and earned 3-2 victory while tossing 7.1 innings...earned his 50th career win with his 17th career complete game June 22 at St. Louis, 10-5 Giants victory...logged 18th career complete game Aug. 17 vs. Atlanta, but suffered 2-1 defeat...allowed 2 hits to Braves for new career low-hit effort...was 1st 2-hitter by Giant since Kirk Rueter accomplished feat July 28, 1998 at Montreal...with bat, hit safely in 15 of his 33 starts, going 24-for-80 (.300) with HR and 8 RBI...led NL pitchers with career-high 24 hits (1 ahead of COL's Mike Hampton), while ranking 2nd in avg. (.300, 24-for-80) and 4th with 8

Most Home Wins by San Francisco Pitcher

Wins	Player	Year
15	Sam Jones	1960
14	Jack Sanford	1962
14	Juan Marichal	1963
	Juan Marichal	1966
	Juan Marichal	1969
	Gaylord Perry	1970
12	Stu Miller	1961
	Billy Pierce	1962
	Gaylord Perry	1969
	Mike Krukow	1986
	Livan Hernandez	2000
11	Johnny Antonelli	1959
	Frank Linzy	1969
	Ron Bryant	1973
	Bill Swift	1993
	Shawn Estes	1997
	Russ Ortiz	1999

stats courtesy of Bill Arnold/Sports Features Group

Most Hits by San Francisco Pitcher

Hits	Player	Year
28	Juan Marichal	1966
24	Livan Hernandez	2001
21	Juan Marichal	1962
	Bill Swift	1993
	Livan Hernandez	2000
20	Juan Marichal	1963
	Juan Marichal	1968

Note: Franchise record is 38 hits by Jack Bentley in 1923.

stats courtesy of Bill Arnold/Sports Features Group

Post Season Success

Only 5 pitchers have won their first 6 post season decisions.

Pitcher	W-L
Orlando Hernandez.....	8-0*
Orel Hershiser.....	7-0%
Lefty Gomez.....	6-0
Livan Hernandez	6-0^
Mariano Rivera.....	6-0#

*is now 9-3 lifetime; %finished 8-3 lifetime;

^is now 6-2 lifetime; #is now 6-1 lifetime.

shutouts...yielded most hits in senior circuit (254)...logged most innings by Giants pitcher since Rick Reuschel's 245.0 in 1988...5 complete games were most in season by Giant since Mark Leiter's 7 in 1995...Opening Day starter went 17-7 with 3.53 ERA (84er, 214.1ip) over last 28 starts...went 10-4 with 3.19 ERA (40er, 113.0ip) over 15 2nd Half starts...opponents hit .238 (102-for-429) in 2nd Half as opposed to .302 (152-for-503) prior to All-Star Break...10 victories in 2nd half were most by Giant since Bill Swift went 10-3 in 1993...worked 6.0 innings or more 30 times in 33 efforts (90.9%)...went 12-3 with 2.98 ERA (8th best home mark in NL) at Pac Bell in 16 starts to post most home victories by Giant since Mike Krukow went 12-4 at 'Stick in 1986...posted 1st 2 career shutouts in back-to-back starts Aug. 18 vs. Atlanta and 23 vs. Florida, firing 4-hitters in both efforts...last SF pitcher to fire more than 2 consecutive shutouts was Gaylord Perry in 1970, when he had 4 straight blankings (Sept. 6-19)...as batter, his 21 hits were most by Giants pitcher since Swift's 21 in 1993...led NL pitchers with 21 hits, while ranking 8th with .239 avg. (21-for-88) and tied for 3rd in RBI (9)...drilled 3rd career HR June 28 at Colorado, 2-run blast off Julian Tavarez...ran his post season career record to 5-0 by defeating Mets in Game 1 of NLDS, allowing 1 run over 7.2 innings...**1999**...came to San Francisco from Florida in mid-season trade...in 30 combined starts between Marlins and Giants, went 8-12 with 4.64 ERA (103er, 199.2ip)...went 3-3 with 4.38 ERA (31er, 63.2ip) in 10 SF starts, averaging 6.1 innings per outing...was 5-9 with 4.76 ERA (72er, 136.0ip) in 20 starts for Marlins...reached 30-start level for 2nd straight year...tossed 2 complete games, April 23 vs. Atlanta (9-1) and May 21 vs. Pittsburgh (8-1)...worked at least 6.0 innings in 23 of 30 starts (76.7%), including 16 of final 19 efforts...made his Giants debut July 28 vs. St. Louis, suffering 6-3 defeat...earned 1st win as Giant Aug. 3 at Arizona, yielding 1 unearned run over 7.0 innings of SF's 3-1 triumph...ranked among NL's best pitchers with bat, placing 4th in average (.274), tying for 2nd in home runs (2), tying for 4th in RBI (8) and 3rd in slugging pct. (.403)...overall on year, hit .270 (17-for-63) with 2 2Bs, 2 HRs and 8 RBI...clubbed 1st 2 home runs of career, connecting off Atlanta's Tom Glavine April 23 and Tampa Bay's Ryan Rupe July 9...**1998**...established Marlins' club record with 9 complete games...complete game total matched Greg Maddux for 2nd most in National League, trailing only Curt Schilling's 15...ranked 5th in senior circuit with 234.1 innings pitched...marked 2nd highest total ever by Marlins hurler...posted team-high 162 strikeouts and 33 starts...tossed at least 6.0 innings in 24 of his 33 starts, including 19 of his final 23...made 1st Opening Day start March 31 vs. Chicago, earning victory in Florida's 11-6 triumph...tossed 1st career regular season complete game May 11 at Houston...etched back-to-back complete game victories June 20 at New York and June 25 vs. Tampa Bay...fired club record-setting 7th complete game Aug. 10 at San Diego, surpassing Kevin Brown's previous mark of 6 CGs...established Marlins record for pitchers with 16 hits...made 1st career pinch-hit appearance June 8 vs. Toronto, striking out in 14th inning...**1997**...was vital to Marlins' World Championship team, being named MVP of both NLCS and World Series...posted 9-3 record with 3.18 ERA in 17 starts...victory total was 4th most among NL rookies...finished 2nd to Philadelphia's Scott Rolen in National League Rookie of the Year voting...named to *Baseball Digest's* Rookie All-Star Team...posted 2-0 record in World Series vs. Cleveland...won Games 1 and 5 while opposing former Giant Orel Hershiser in both contests...at age 22 became youngest player ever to win World Series opener...was 2-0 in NLCS vs. Braves, including complete game in Game 5, during which he posted NLCS-record 15 strikeouts...was not scheduled to start in series, but became emergency starter after season-ending injury to Alex Fernandez and illness to Kevin Brown...worked in 1 game of Division Series vs. Giants, tossing 4.0 innings in relief of Al Leiter in Game 2...allowed 1 run on 3 hits while striking out 3 in 1st career post-season appearance...established Marlins record by beginning season with 9 consecutive victories...9-game win streak (June 28 -

RBI...24 hits were 2nd highest season total by SF pitcher, behind only Juan Marichal's 28 safeties in 1966...owned 5-game hitting streak July 26-Aug. 17, during which he was 13-for-16 (.813)...posted 8 consecutive hits from July 26-Aug. 11, finishing just 2 hits shy of NL record for most consecutive safeties, with Bip Roberts being last player to do so in 1992...last NL pitcher to collect as many as 6 straight hits was SF's Mike Krukow in 1983...

2000...emerged as staff leader, establishing career high with 17 wins...tied for 6th in NL in wins, 5th with 240.0 innings, tied for 5th with 5 complete games and tied for 3rd with 2

August 31) was 3rd longest in senior circuit and tops among Major League rookies...won 9th consecutive game August 31 at Toronto, striking out 8 in 7.2 innings...made 1st ML start June 15 vs. Yankees (game 2), taking no decision...earned 1st big league victory June 28 vs. Montreal...started season at triple-A Charlotte, posting 5-3 record with 3.98 ERA in 14 starts...

1996...made Major League debut Sept. 24 vs. Braves...tossed 3.0-scoreless innings in relief, marking only regular season relief appearance of career...was recalled Sept. 12 at completion of Eastern League playoffs...singled in 1st Major League at-bat Sept. 24, off Atlanta's Joe Borowski...started season at Charlotte, going 2-4 with 5.14 ERA in 10 starts...also saw action at double-A Portland in Eastern League, etching 9-2 mark with 4.34 ERA in 15 starts...

1995...played for Escondido in Dominican Winter League, going 1-1 with 4.45 ERA struck out 45 in 32.0 innings...

League Championship & World Series MVPs

Only 4 players have won both LCS and World Series Most Valuable Player awards in same season.

Player	Team	Season
Willie Stargell	Pittsburgh	1979
Darrell Porter	St. Louis	1982
Orel Hershiser	Los Angeles	1988
Livan Hernandez	Florida	1997

CAREER WITH CUBAN NATIONAL TEAM...played 2 years for Cuban National squad...participated in 1994 World Championships in Managua, Nicaragua...previously played 2 years for Cuban Junior National Team...was 2-0 with 0.00 ERA during 1992 Junior World Championship in Monterrey, Mexico...allowed just 1 hit and struck out 19 in 12.0 innings...was 2-0 with 1.59 ERA during 1993 Junior Worlds in Windsor, Ontario...allowed just 3 walks in competition while striking out 21...

A GIANT IN THE COMMUNITY...participates in Central American Resource Center's Health Fair in San Francisco's Mission District...health fair reaches 300-500 Latino youth and adults, providing dental, blood pressure, glucose and bone marrow screenings and several other health related topics and information...also lent his name and photo to City of San Francisco anti-graffiti campaign, serving as spokesman on over 75,000 cards...

PERSONAL...brother Orlando pitches for Montreal Expos and pitched for Cuban National Team prior to his defection to United States...was teammate of fellow Cuban defector and former Giants pitcher Osvaldo Fernandez on Cuban National Team...home World Series jersey was added to National Baseball Hall of Fame and Museum's World Series highlights exhibit in 1997...served as Grand Marshal of 1997 Orange Bowl Parade...enjoys music, salsa dancing and playing golf...single...

EISLER LIVAN HERNANDEZ

Year	Club	W-L	ERA	G	GS	CG	SH	SV	IP	H	R	ER	HR	HB	BB	SO	WP	BK
1996	Charlotte	2-4	5.14	10	10	0	0	0	49.0	61	32	28	3	1	34	45	2	4
	Portland	9-2	4.34	15	15	0	0	0	93.1	81	48	45	14	3	34	95	3	1
	Florida	0-0	0.00	1	0	0	0	0	3.0	3	0	0	0	0	2	2	0	0
1997	Charlotte	5-3	3.98	14	14	0	0	0	81.1	76	39	36	5	3	38	58	1	1
	Florida	9-3	3.18	17	17	0	0	0	96.1	81	39	34	5	3	38	72	0	0
	Portland	0-0	2.25	1	1	0	0	0	4.0	2	1	1	0	1	7	2	0	0
1998	Florida	10-12	4.72	33	33	9	0	0	234.1	265	133	123	37	6	104	162	4	3
1999	Florida	5-9	4.76	20	20	2	0	0	136.0	161	78	72	17	2	55	97	2	1
	San Francisco	3-3	4.38	10	10	0	0	0	63.2	66	32	31	6	0	21	47	0	1
2000	San Francisco	17-11	3.75	33	33	5	2	0	240.0	254	114	100	22	4	73	165	3	0
2001	San Francisco	13-15	5.24	34	34	2	0	0	226.2	266	143	132	24	3	85	138	7	0
2002	San Francisco	12-16	4.38	33	33	5	3	0	216.0	233	113	105	19	4	71	134	1	1
Minor Totals		16-9	4.35	40	40	0	0	0	227.2	220	120	110	22	8	113	200	6	6
S.F. Totals		45-45	4.44	110	110	12	5	0	746.1	819	402	368	71	11	250	484	11	2
M.L. Totals		69-69	4.42	181	180	23	5	0	1216.0	1329	652	597	130	22	449	817	17	6

HERNANDEZ' M.L. BATTING

	AVG	G	AB	R	H	2B	3B	HR	RBI	SH	SF	HP	BB	SO	SB	CS	E
2002	.234	37	64	6	15	4	1	0	6	10	1	0	0	9	0	0	3
Career	.242	189	409	31	99	18	1	4	39	34	2	2	3	63	0	0	5

LAST HOME RUN: Aug. 11, 2001 at Chicago (off Will Ohman)

DIVISION SERIES RECORD

Year	Club	W-L	ERA	G	GS	CG	SH	SV	IP	H	R	ER	HR	HB	BB	SO	WP	BK
1997	FLA vs. SF	0-0	2.25	1	0	0	0	0	4.0	3	1	1	0	0	0	3	0	0
2000	SF vs. NY	1-0	1.17	1	1	0	0	0	7.2	5	1	1	0	0	5	5	0	0
2002	SF vs. ATL	1-0	3.24	1	1	0	0	0	8.1	8	3	3	0	1	2	6	0	0
LDS Totals		2-0	2.25	3	2	0	0	0	20.0	16	5	5	0	1	7	14	0	0

LEAGUE CHAMPIONSHIP SERIES RECORD

Year	Club	W-L	ERA	G	GS	CG	SH	SV	IP	H	R	ER	HR	HB	BB	SO	WP	BK
1997	FLA vs. ATL	2-0	0.84	2	1	1	0	0	10.2	5	1	1	1	0	2	16	0	0
2002	SF vs. STL	0-0	2.84	1	1	0	0	0	6.1	9	2	2	0	1	1	0	0	0
LCS Totals		2-0	1.59	3	2	1	0	0	17.0	14	3	3	1	1	3	16	0	0

WORLD SERIES RECORD

Year	Club	W-L	ERA	G	GS	CG	SH	SV	IP	H	R	ER	HR	HB	BB	SO	WP	BK
1997	FLA vs. CLE	2-0	5.27	2	2	0	0	0	13.2	15	9	8	3	0	19	7	1	0
2002	SF vs. ANA	0-2	14.29	2	2	0	0	0	5.2	9	10	9	0	1	9	4	0	0
WS Totals		2-2	7.91	4	4	0	0	0	19.1	24	19	17	3	1	19	11	1	0

HERNANDEZ VS. MAJOR LEAGUE TEAMS

2002					NL					CAREER					2002					AL					CAREER																								
W-L	ERA	G	IP	H	ER	W-L	ERA	G	IP	H	ER	W-L	ERA	G	IP	H	ER	W-L	ERA	G	IP	H	ER	W-L	ERA	G	IP	H	ER	W-L	ERA	G	IP	H	ER														
1-0-0	3.75	2	12.0	12	5	Arizona	5-5-0	4.20	12	79.1	82	37	---	---	---	---	---	---	---	---	---	---	---	---	---	---	---	---	---	---	---	---	---	---	---	---	---	---	---	---	---	---							
0-2-0	4.76	2	11.1	13	6	Atlanta	2-7-0	3.66	11	71.1	66	29	0-1-0	3.68	1	7.1	6	3	Baltimore	1-1-0	3.60	2	15.0	16	6	---	---	---	---	---	---	---	---	---	---	---	---	---	---	---	---	---	---	---	---	---	---	---	---
0-2-0	5.14	2	14.0	14	8	Chicago	6-5-0	4.48	13	86.1	92	43	---	---	---	---	---	---	---	---	---	---	---	---	---	---	---	---	---	---	---	---	---	---	---	---	---	---	---	---	---	---							
0-0-0	5.68	1	6.1	9	4	Cincinnati	2-3-0	5.45	6	36.1	45	22	---	---	---	---	---	---	---	---	---	---	---	---	---	---	---	---	---	---	---	---	---	---	---	---	---	---	---	---	---	---							
2-3-0	5.40	5	31.2	32	19	Colorado	4-5-0	5.82	13	85.0	106	55	---	---	---	---	---	---	---	---	---	---	---	---	---	---	---	---	---	---	---	---	---	---	---	---	---	---	---	---	---	---							
1-0-0	0.00	1	9.0	5	0	Florida	3-1-0	2.56	6	45.2	49	13	---	---	---	---	---	---	---	---	---	---	---	---	---	---	---	---	---	---	---	---	---	---	---	---	---	---	---	---	---	---							
1-0-0	2.57	1	7.0	6	2	Houston	6-3-0	3.56	9	65.2	68	26	---	---	---	---	---	---	---	---	---	---	---	---	---	---	---	---	---	---	---	---	---	---	---	---	---	---	---	---	---	---							
2-2-0	4.32	4	25.0	24	12	Los Angeles	5-9-0	4.82	16	104.2	118	56	---	---	---	---	---	---	---	---	---	---	---	---	---	---	---	---	---	---	---	---	---	---	---	---	---	---	---	---	---	---							
1-0-0	2.57	1	7.0	9	2	Milwaukee	4-3-0	3.67	11	81.0	89	33	0-1-0	1.29	1	7.0	7	1	New York	0-2-0	4.12	3	19.2	17	9	---	---	---	---	---	---	---	---	---	---	---	---	---	---	---	---	---	---						
0-2-0	8.44	2	10.2	16	10	Montreal	3-4-0	4.85	8	52.0	54	28	0-1-0	11.57	1	4.2	8	6	Oakland	1-2-0	5.75	3	20.1	22	13	---	---	---	---	---	---	---	---	---	---	---	---	---	---	---	---	---	---						
---	---	---	---	---	---	New York	3-7-0	5.54	13	78.0	93	48	---	---	---	---	---	---	---	---	---	---	---	---	---	---	---	---	---	---	---	---	---	---	---	---	---	---	---	---	---	---							
0-1-0	3.38	1	8.0	9	3	Philadelphia	5-2-0	3.10	11	78.1	73	27	0-1-0	23.63	1	2.2	10	7	Tampa Bay	2-1-0	5.54	4	26.0	35	16	---	---	---	---	---	---	---	---	---	---	---	---	---	---	---	---	---	---						
0-0-0	5.14	1	7.0	7	4	Pittsburgh	2-1-0	5.44	7	41.1	53	25	---	---	---	---	---	---	---	---	---	---	---	---	---	---	---	---	---	---	---	---	---	---	---	---	---	---	---	---	---	---							
0-0-0	3.68	2	14.2	21	6	St. Louis	3-4-0	5.50	10	68.2	82	42	1-0-0	2.57	1	7.0	9	2	Toronto	3-0-0	3.94	4	29.2	32	13	---	---	---	---	---	---	---	---	---	---	---	---	---	---	---	---	---	---						
3-0-0	1.90	3	23.2	16	5	San Diego	7-1-0	3.17	11	75.2	67	27	1-4-0	5.96	5	28.2	40	19	Interleague	9-8-0	4.98	21	144.2	168	80	---	---	---	---	---	---	---	---	---	---	---	---	---	---	---	---	---	---						
---	---	---	---	---	---	San Francisco	0-1-0	2.57	3	21.0	24	6	---	---	---	---	---	---	---	---	---	---	---	---	---	---	---	---	---	---	---	---	---	---	---	---	---	---	---	---	---	---							

HERNANDEZ' CAREER IN BALLPARKS

	W-L-S	ERA	G	IP	H	ER		W-L-S	ERA	G	IP	H	ER
at Bank One	3-2-0	4.67	6	34.2	40	18	at Edison	0-0-0	2.57	1	7.0	11	2
Turner	0-4-0	4.65	5	31.0	36	16	Camden	1-0-0	3.52	1	7.2	10	3
Wrigley	3-2-0	2.90	7	49.2	50	16	Fenway	0-1-0	7.11	1	6.1	8	5
Cinergy	0-2-0	8.00	2	9.0	15	8	Comiskey	---	---	---	---	---	
Coors	1-2-0	10.10	7	38.1	68	43	Jacobs	---	---	---	---	---	
Pro Player	16-16-0	4.06	43	294.2	309	133	Comerica	---	---	---	---	---	
Minute Maid	3-0-0	1.57	3	23.0	22	4	Kauffman	---	---	---	---	---	
Dodger	3-5-0	5.40	9	53.1	52	32	Metrodome	---	---	---	---	---	
Miller	---	---	---	---	---	---	Yankee	0-1-0	1.29	1	7.0	7	1
Olympic	0-1-0	8.25	2	12.0	16	11	Net. Assoc.	0-2-0	8.76	2	12.1	18	12
Shea	2-3-0	3.86	7	42.0	46	18	SAFECO	---	---	---	---	---	
Veterans	2-0-0	2.49	4	25.1	20	7	Tropicana	0-0-0	7.11	1	6.1	6	5
PNC	0-0-0	5.14	1	7.0	7	4	Ballpark	1-0-0	7.71	1	7.0	10	6
Busch	2-1-0	4.63	5	35.0	38	18	SkyDome	2-0-0	3.92	3	20.2	23	9
Qualcomm	1-1-0	3.60	2	15.0	13	6							
Pacific Bell	25-21-0	4.03	53	375.1	392	168							

HERNANDEZ BY MONTH

	2002						CAREER					
	W-L-S	ERA	G	IP	H	ER	W-L-S	ERA	G	IP	H	ER
In March/April	4-2-0	2.30	6	47.0	39	12	8-15-0	5.06	28	181.1	212	102
May	1-2-0	6.51	5	27.2	36	20	10-9-0	4.14	28	193.2	226	89
June	1-5-0	5.65	6	36.2	50	23	10-13-0	5.28	29	199.1	240	117
July	1-2-0	4.09	5	33.0	42	15	17-9-0	3.94	31	217.0	219	95
August	2-3-0	4.65	6	40.2	37	21	14-12-0	4.10	33	226.0	213	103
Sept./Oct.	3-2-0	4.06	5	31.0	29	14	10-11-0	4.12	32	198.2	219	91
Before ASB	6-10-0	4.94	18	113.0	133	62	33-43-0	4.77	94	633.2	748	336
After ASB	6-6-0	3.76	15	103.0	100	43	36-29-0	4.03	87	582.1	581	261

HERNANDEZ' STATISTICAL BREAKDOWN

	2002						CAREER					
	W-L-S	ERA	G	IP	H	ER	W-L-S	ERA	G	IP	H	ER
Season	12-16-0	4.38	33	216.0	233	105	69-69-0	4.42	181	1216.0	1329	597
Home	7-9-0	3.99	18	124.0	129	55	40-38-0	4.15	95	661.2	687	305
Road	5-7-0	4.89	15	92.0	104	50	29-31-0	4.74	86	554.1	642	292
Day	6-7-0	3.90	14	99.1	92	43	27-26-0	4.46	68	469.2	505	233
Night	6-9-0	4.78	19	116.2	141	62	42-43-0	4.39	113	746.1	824	364
Starter	12-16-0	4.38	33	216.0	233	105	69-69-0	4.43	180	1213.0	1326	597
Reliever	—	—	—	—	—	—	0-0-0	0.00	1	3.0	3	0

HERNANDEZ' CAREER FIELDING

Position	PCT.	G	PO	A	E	TC	DP	PB
Pitcher	.984	181	90	226	5	321	22	—

CAREER TRANSACTIONS

- Signed by Florida as non-drafted free agent, Jan. 13, 1996.
- Acquired by San Francisco in exchange for RHP Jason Grilli and RHP Nate Bump, July 24, 1999.

Career Highs

- **Low-Hit Game:** 2 (twice), last: Sept. 25, 2002 vs. San Diego
- **Innings Pitched - Starter:** 9.0 (20 times), last: Sept. 25, 2002 vs. San Diego
Reliever: 3.0, Sept. 24, 1996 vs. Atlanta (with Florida)
- **Most Strikeouts:** 11, July 8, 2001 vs. Milwaukee
- **Winning Streak:** 9 games, June 28 - Aug. 31, 1997
- **Losing Streak:** 4 games (5 times), last: June 18-July 3, 2002

Joe Horgan

LEFT-HANDED PITCHER



Birthdate: June 7, 1977

2003 Opening Day Age: 25

Birthplace: Sacramento, California

Resides: Rancho Cordova, California

Bats: Left **Throws:** Left **Height:** 6-1 **Weight:** 200

M.L. Service: None

How Obtained: Signed as free agent April 11, 1999.

Contract Status: Non-roster invitee

CAREER...8-year professional makes big league Spring Training debut in 2003...southpaw hurler enters 5th season in Giants' chain after originally being selected by Cleveland in 11th round of 1996 draft out of Sacramento City College...in 188 lifetime minor league outings (82 starts), has 33-36 record and 8 saves with 4.84 ERA (343er, 638.0ip)...

2002 SEASON...split campaign between triple-A Fresno and double-A Shreveport, while undergoing mid-season conversion from reliever to starter...in 37 overall games (14 starts), went 6-5 with 5.15 ERA (65er, 113.2ip) and complete game...established career standard for games...opened season at Fresno, going 2-2 with 5.93 ERA in 27 games (4 starts)...1st 21 outings of year came in relief, logging 5.86 ERA (23er, 35.1ip)...was inserted into rotation for 4 of final 6 efforts with Grizzlies, going 1-2 with 6.75 mark (14er, 18.2ip) in 4 starts...was transferred to Shreveport July 10...worked exclusively as starter for Swamp Dragons, going 4-3 with 4.34 ERA (27er, 56.0ip) in 10 outings...

2001...spent majority of campaign with Shreveport before late-season promotion to Fresno...combined to go 3-5 with 3.80 ERA (47er, 111.1ip) over 34 games (15 starts)...led Swamp Dragons with 31 games, going 3-5 with 3.65 ERA...also made 14 starts for Shreveport...tied for 3rd on club with 61 strikeouts...went to Fresno Sept. 3 and worked in 3 games (1 start) for Grizzlies...**2000**...paced Giants minor leaguers with career-high 14 wins...was named to California League in-season and post season (honorable mention) All-Star teams, while going 14-10 with 4.60 ERA in 27 starts for single-A San Jose...established career standards for innings (171.2) and starts (27)...also earned SJ's Player of Month award for May...made 1 relief appearance for Shreveport in Sept. and made 1 Texas League playoff start...**1999**...was released by Cleveland March 23 and signed by San Francisco as free agent April 11...spent 1st year in Giants organization at single-A Bakersfield...established career high in strikeouts (101)...went 6-10 with 5.22 ERA in 25 games (19 starts)...**1998**...spent final year in Tribe organization at single-A Columbus of South Atlantic League...logged career best 2.38 ERA over 22 games (1 start) for RedStixx...**1997**...split campaign between single-A affiliates Watertown and Kinston...**1996**...started professional career at rookie-league Burlington of Appalachian League...registered career-best 7 saves...struck out 48 in 34.1 innings over 23 relief outings...

PERSONAL...graduated from Cordova Senior (Rancho Cordova, CA) High School...attended Sacramento (CA) City College...single...

JOSEPH PAUL HORGAN

Year	Club	W-L	ERA	G	GS	CG	SH	SV	IP	H	R	ER	HR	HB	BB	SO	WP	BK
1996	Burlington	1-2	4.19	23	0	0	0	7	34.1	37	25	16	1	4	9	48	4	0
1997	Watertown	0-1	6.10	15	4	0	0	0	38.1	48	31	26	4	1	18	31	4	1
	Kinston	1-2	7.27	4	2	0	0	0	17.1	23	15	14	1	1	9	9	0	0
1998	Columbus	2-1	2.38	22	1	0	0	0	34.0	19	9	9	3	0	21	27	7	0
1999	Bakersfield	6-10	5.22	25	19	1	0	0	117.1	129	76	68	18	10	43	101	5	2
	San Jose	14-10	4.60	27	27	1	0	0	166.1	190	104	85	15	14	66	92	14	0
2000	Shreveport	0-0	3.38	1	0	0	0	0	5.1	2	2	2	0	0	2	3	0	0
	Shreveport	3-5	3.65	31	14	0	0	1	103.2	97	51	42	10	4	27	61	2	0
2001	Fresno	0-0	5.87	3	1	0	0	0	7.2	11	5	5	1	0	3	5	0	0
	Fresno	2-2	5.93	27	4	0	0	0	57.2	65	38	38	8	4	21	37	5	0
2002	Fresno	4-3	4.34	10	10	1	0	0	56.0	69	38	38	5	3	20	35	0	0
	Shreveport	4-3	4.34	10	10	1	0	0	56.0	69	38	38	5	3	20	35	0	0
Minor Totals		33-36	4.84	188	82	3	0	8	638.0	690	394	343	66	41	239	449	41	3

CAREER TRANSACTIONS

- Selected by Cleveland in 11th round of June 1996 draft.
- Released March 23, 1999; signed with San Francisco, April 11, 1999.

Ryan Jensen

RIGHT-HANDED PITCHER



Birthdate: September 17, 1975

2003 Opening Day Age: 27

Birthplace: Salt Lake City, Utah

Resides: West Valley, Utah

Bats: Right **Throws:** Right **Height:** 6-0 **Weight:** 205

M.L. Service: 1 year, 65 days

How Obtained: Giants' #8 selection in June 1996 draft.

Contract Status: Signed through 2003

CAREER...young hurler has logged 13-10 record with 4.33 ERA (93er, 193.1ip) in 37 big league starts over last 2 seasons...SF is 22-15 in his 1st 37 big league starting assignments (.595)...has limited opposition to 3 earned runs or less in 27 of his 37 career starts (72.9%)...with Kurt Ainsworth in 1996...pitchers were just 2nd Giants rookie tandem to open campaign in rotation, joining 1975 duo of John Montefusco and Pete Falcone...he and Ainsworth were just 11th and 12th SF rookies, respectively, to open campaign in starting rotation...previous 10 were: Rich Robertson (1970), Steve Stone (1971), John D'Acquisto (1974), Montefusco (1975), Falcone (1975), Alan Fowlkes (1982), Jeff Robinson (1984), Eric Gunderson (1990), Dave Burba (1992) and Fernandez (1996)...made ML debut in 2001, serving SF as both 5th starter and long reliever...skipped double-A level in jumping from single-A Bakersfield to triple-A Fresno in 1998, before logging full years with Grizzlies in 1999 and 2000...

2002 SEASON...logged 1st full Major League campaign, working as 5th starter...fashioned 13-8 ledger with 4.51 ERA in 32 games (30 starts)...13 wins were most by SF rookie since John Burkett went 14-7 in 1990...Giants were 17-13 (.567) in his 30 starts...ranked among NL rookie leaders for wins (3rd, 13), games started (3rd, 30), innings (4th, 171.2), winning pct. (5th, .619), strikeouts (7th, 105) and complete games (T1st, 1)...led NL for run support per 9 innings with 6.55 mark (125 runs, 171.2ip)...in 30 starts, was 12-8 with 4.74 ERA (86er, 163.1ip)...was 1-0 with 0.00 ERA (8.1ip) in 2 relief appearances...worked at least 6.0 innings in 15 of 30 starts, with SF going 12-3 in contests he reached 6.0-frame barrier...had greatest success pitching at night, posting 8-2 ledger with 4.37 ERA (45er, 92.2ip) in 18 appearances (17 starts)...was 9-3 with 4.32 ERA (55er, 114.2ip) in his last 21 games (20 starts)...led Giants staff with 9 wins at All-Star Break, becoming 1st rookie to pace pitching corps with wins at Break since John Burkett was 9-2 in 1990...was 4-2 with 4.58 ERA (37er,

72.2ip) in 14 starts following All-Star Break...owned career-best 4-game winning streak June 27-July 15, logging 3.95 ERA (12er, 27.1ip)...opened season with 14-1-scoreless innings over 1st 3 starts...fired 6.1-innings of 1-hit, shutout ball (1bb,5so) while carrying combined no-hitter into 8th inning May 4 vs. Cincinnati for 1st career relief win...relieved starter Jason Schmidt with 2 outs and 2 on in 1st and did not allow hit until lead-off single to Jason LaRue in bottom of 8th...6.1 innings marked longest SF relief outing since Jose Batista tossed 6.2 frames against Chicago at Candlestick Park Aug. 15, 1995...hurled 1st career complete game July 2 at Colorado, as Giants rolled to 18-5 victory...scattered 11 hits and 3 HRs during route-goer...was recipient of obscene offensive support as SF plated 8 runs in 1st and proceeded to hit 7 HRs and deliver 23 hits...with bat, opened year with 2-for-3 effort in season debut April 4 at LA...however, was just 2-for-28 in last 14 outings...

2001...split time between triple-A Fresno and Giants in 6th professional campaign, logging 3 different stints with SF...served as both 5th starter and as long reliever with Giants, posting 1-2 mark with 4.25 ERA in 10 outings (7 starts)...fared much better in starting role, forging 3.34 ERA (13er, 35.0ip) in his 7 starts...allowed runs in all 3 relief appearances for 8.59 ERA (7er, 7.1ip)...pitched in 20 games with Fresno (17 starts), leading Grizzlies staff in wins (11-2) and ERA (3.48)...win total was 4th best among all Giants farmhands, while ERA ranked 3rd...began year in Grizzlies' bullpen, but was inserted into rotation in mid-April...named Fresno's Player of Month for April after compiling 2-0 record with 1.71 ERA (4er, 21.0ip) in 5 games (2 starts)...was recalled to SF May 15 and made ML debut with start May 19 in Atlanta...received no decision in SF's eventual 6-3 triumph at Turner Field, working 5.2 innings and leaving with 2-2 tie following rain delay in middle of 6th...made 2 relief appearances before being optioned back to Fresno May 26...was brought back to SF July 12 and opened 2nd half of campaign in Giants' starting rotation...earned 1st ML victory July 25 at Colorado, limiting Rockies to 3 runs (2 earned) over 6.0 innings of 9-3 win while retiring 9 of final 11 batters faced...returned to triple-A July 29, but was recalled for good Aug. 26...made 3 starts following recall, posting 4.73 ERA (7er, 13.1ip) with 3 no decisions...however, SF won all 3 contests...returned to Giants' bullpen Sept. 19, working 2.0-relief innings in final outing of campaign...pitched for Bayamon in Puerto Rico Winter League, logging 2-2 mark with 1.95 ERA (8er, 37.0ip) in 8 starts...**2000**...spent 2nd full year at triple-A, leading Fresno with 26 starts...also paced Grizzlies staff with 135.1 innings, while tying for 2nd with 114 strikeouts...however, logged 2nd-lowest win total of career, going 5-8 with 5.79 ERA...**1999**...logged 1st full season at triple-A level, going 11-10 with 5.12 ERA in 27 starts for Fresno...finished 2nd on Grizzlies' staff in wins, starts, innings (156.1) and strikeouts (150)...in fact, his strikeouts were 2nd highest total in Giants' farm system, behind teammate Aaron Fultz' 151...marked 1st year in career that he worked solely as starter...was tabbed Howe SportsData Pitcher of Week for Pacific Coast League Aug. 30-Sept. 6...pitched for Aguilas in Dominican Winter League...**1998**...spent majority of year at single-A Bakersfield before moving up to Fresno to close out campaign...earned California League post season honorable mention...went 11-12 with 3.37 ERA for Blaze, making him only Bakersfield pitcher to earn more than 6 victories...ranked among Cal League leaders in wins (4th), losses (T2nd), ERA (5th), innings (168.1-2nd), strikeouts (164-3rd) and games started (27-4th)...paced Giants minor league system with 170 combined strikeouts, while finishing 3rd with 3.41 ERA...appeared in 2 games for Fresno in September, making 1 start...went 0-1 with 5.40 mark in 1 PCL playoff start...**1997**...spent majority of campaign at rookie-league Salem-Keizer after making 1 start at Bakersfield...ranked among Northwest League leaders in wins (7-T3rd), starts (16-T1st) and home runs allowed (10-T1st)...finished 2nd on Volcanoes staff in wins behind Michael Riley's 9 victories...**1996**...opened professional career at rookie-league Bellingham...

A GIANT IN THE COMMUNITY...participated in Giants Wives' post-game auction and clinic to raise money for Jr. Giants and Comfort for Kids, which provides specialized medical care to children throughout Bay Area who are facing life threatening illness...

PERSONAL...graduated from Cottonwood (Holladay, UT) High School...attended Snow (Ephriam, UT) College...attended Southern Utah (Cedar City, UT) University...single...

LARRY RYAN JENSEN

Year	Club	W-L	ERA	G	GS	CG	SH	SV	IP	H	R	ER	HR	HB	BB	SO	WP	BK
1996	Bellingham	2-4	4.98	13	11	0	0	0	47.0	35	30	26	4	1	38	31	7	0
1997	Bakersfield	0-0	13.50	1	1	0	0	0	1.1	3	2	2	1	0	0	2	0	0
	Salem-Keizer	7-3	5.15	16	16	0	0	0	80.1	87	55	46	10	4	32	67	2	1
1998	Bakersfield	11-12	3.37	29	27	0	0	0	168.1	162	89	63	14	8	61	164	10	2
	Fresno	0-0	4.76	2	1	0	0	0	5.2	4	5	3	2	0	4	6	0	0
1999	Fresno	11-10	5.12	27	27	0	0	0	156.1	160	96	89	17	6	68	150	13	0
2000	Fresno	5-8	5.79	26	26	1	0	0	135.1	167	106	87	18	4	63	114	3	1
2001	Fresno	11-2	3.48	20	17	1	1	0	106.9	97	43	41	11	5	34	95	2	0
	San Francisco	1-2	4.25	10	7	0	0	0	42.1	44	21	20	5	4	25	26	2	0
2002	San Francisco	13-8	4.51	32	30	1	0	0	171.2	183	93	86	21	5	66	105	3	0
Minor Totals		47-39	4.59	134	126	2	1	0	700.1	715	426	357	77	28	300	629	37	4
M.L. Totals		14-10	4.46	42	37	1	0	0	214.0	227	114	106	26	9	91	131	5	0

JENSEN'S M.L. BATTING

	AVG	G	AB	R	H	2B	3B	HR	RBI	SH	SF	HP	BB	SO	SB	CS	E
2002	.107	32	56	5	6	2	0	0	2	9	0	1	0	18	0	0	0
Career	.118	42	68	5	8	2	0	0	4	9	0	1	1	21	0	0	1

LAST HOME RUN: None

JENSEN VS. MAJOR LEAGUE TEAMS

2002					NL					CAREER					2002					AL					CAREER							
W-L-S	ERA	G	IP	H	ER	W-L-S	ERA	G	IP	H	ER	W-L-S	ERA	G	IP	H	ER	W-L-S	ERA	G	IP	H	ER	W-L-S	ERA	G	IP	H	ER			
2-0-0	5.23	4	20.2	26	12	Arizona	2-1-0	4.94	7	31.0	39	17	---	---	---	---	---	---	---	---	---	---	---	---	---	---	---	---	---	---		
1-0-0	0.00	1	8.0	5	0	Atlanta	1-0-0	1.32	2	13.2	10	2	0-1-0	7.20	1	5.0	6	4	Baltimore	0-1-0	7.20	1	5.0	6	4	---	---	---	---	---		
0-0-0	9.00	1	6.0	8	6	Chicago	0-0-0	9.00	1	6.0	8	6	---	---	---	---	---	---	---	---	---	---	---	---	---	---	---	---	---	---	---	
1-1-0	8.31	2	8.2	8	8	Cincinnati	1-1-0	8.31	2	8.2	8	8	---	---	---	---	---	---	---	---	---	---	---	---	---	---	---	---	---	---	---	
1-2-0	9.43	4	21.0	35	22	Colorado	2-2-0	7.05	7	37.0	47	29	---	---	---	---	---	---	---	---	---	---	---	---	---	---	---	---	---	---	---	
0-2-0	6.30	2	10.0	12	7	Florida	0-2-0	6.30	2	10.0	12	7	---	---	---	---	---	---	---	---	---	---	---	---	---	---	---	---	---	---	---	
1-1-0	2.70	2	10.0	11	3	Houston	1-1-0	3.75	3	12.0	14	5	---	---	---	---	---	---	---	---	---	---	---	---	---	---	---	---	---	---	---	
1-0-0	0.00	3	19.2	14	0	Los Angeles	1-0-0	0.00	3	19.2	14	0	---	---	---	---	---	---	---	---	---	---	---	---	---	---	---	---	---	---	---	
1-0-0	1.69	1	5.1	4	1	Milwaukee	1-0-0	1.69	1	5.1	4	1	---	---	---	---	---	---	---	---	---	---	---	---	---	---	---	---	---	---	---	
---	---	---	---	---	---	Montreal	---	---	---	---	---	---	---	---	---	---	---	---	---	---	---	---	---	---	---	---	---	---	---	---	---	
2-0-0	2.77	2	13.0	10	4	New York	2-0-0	3.71	3	17.0	12	7	---	---	---	---	---	---	---	---	---	---	---	---	---	---	---	---	---	---	---	---
0-0-0	10.80	1	5.0	6	6	Philadelphia	0-0-0	10.80	1	5.0	6	6	0-0-0	0.00	1	2.0	1	0	Tampa Bay	0-0-0	0.00	1	2.0	1	0	---	---	---	---	---		
0-0-0	4.05	1	6.2	7	3	Pittsburgh	0-0-0	4.05	1	6.2	7	3	---	---	---	---	---	---	---	---	---	---	---	---	---	---	---	---	---	---	---	---
0-1-0	3.86	1	7.0	6	3	St. Louis	0-1-0	3.86	1	7.0	6	3	1-0-0	3.00	1	6.0	7	2	Texas	0-1-0	2.08	1	4.1	9	1	---	---	---	---	---		
2-0-0	2.55	4	17.2	17	5	San Diego	2-0-0	2.55	4	17.2	17	5	1-1-0	4.15	3	13.0	14	6	Toronto	1-0-0	3.00	1	6.0	7	2	---	---	---	---	---		
---	---	---	---	---	---	San Francisco	---	---	---	---	---	---	---	---	---	---	---	---	1-1-0	4.15	3	13.0	14	6	Interleague	1-2-0	3.64	4	17.1	23	7	

JENSEN'S CAREER IN BALLPARKS

	W-L-S	ERA	G	IP	H	ER		W-L-S	ERA	G	IP	H	ER
at Bank One	1-0-0	6.00	3	12.0	14	8	at Edison	---	---	---	---	---	---
Turner	0-0-0	3.18	1	5.2	5	2	Camden	---	---	---	---	---	---
Wrigley	---	---	---	---	---	---	Fenway	---	---	---	---	---	---
Cinergy	0-1-0	30.86	1	2.1	7	8	Comiskey	---	---	---	---	---	---
Coors	2-1-0	6.48	4	25.0	34	18	Jacobs	---	---	---	---	---	---
Pro Player	0-1-0	12.00	1	3.0	6	4	Comerica	---	---	---	---	---	---
Minute Maid	0-1-0	5.40	1	5.0	6	3	Kauffman	---	---	---	---	---	---
Dodger	1-0-0	0.00	2	13.0	9	0	Metrodome	---	---	---	---	---	---
Miller	1-0-0	1.69	1	5.1	4	1	Yankee	---	---	---	---	---	---
Olympic	---	---	---	---	---	---	Net. Assoc.	---	---	---	---	---	---
Shea	1-0-0	4.91	2	11.0	6	6	SAFECO	---	---	---	---	---	---
Veterans	0-0-0	10.80	1	5.0	6	6	Tropicana	---	---	---	---	---	---
PNC	---	---	---	---	---	---	Ballpark	0-1-0	2.08	1	4.1	9	1
Busch	---	---	---	---	---	---	SkyDome	1-0-0	3.00	1	6.0	7	2
Qualcomm	1-0-0	1.54	3	11.2	12	2							
Pacific Bell	6-5-0	3.87	20	104.2	102	45							

JENSEN BY MONTH

	2002						CAREER					
	W-L-S	ERA	G	IP	H	ER	W-L-S	ERA	G	IP	H	ER
In March/April	1-2-0	4.57	5	21.2	22	11	1-2-0	4.57	5	21.2	22	11
May	3-3-0	5.09	6	35.1	33	20	3-3-0	5.24	9	46.1	45	27
June	3-1-0	3.81	5	26.0	26	11	3-1-0	3.81	5	26.0	26	11
July	3-1-0	4.12	6	39.1	44	18	4-3-0	3.58	9	55.1	65	22
August	1-1-0	5.74	5	26.2	34	17	1-1-0	5.87	6	30.2	36	20
Sept./Oct.	2-0-0	3.57	5	22.2	24	9	2-0-0	3.97	8	34.0	33	15
Before ASB	9-6-0	4.45	18	99.0	99	49	9-6-0	4.58	21	110.0	111	56
After ASB	4-2-0	4.58	14	72.2	84	37	5-4-0	4.33	21	104.0	116	50

JENSEN'S STATISTICAL BREAKDOWN

	2002						CAREER					
	W-L-S	ERA	G	IP	H	ER	W-L-S	ERA	G	IP	H	ER
Season	13-8-0	4.51	32	171.2	183	86	14-10-0	4.46	42	214.0	227	106
Home	6-4-0	3.66	15	83.2	82	34	6-5-0	3.87	20	104.2	102	45
Road	7-4-0	5.32	17	88.0	101	52	8-5-0	5.02	22	109.1	125	61
Day	5-6-0	4.67	14	79.0	84	41	6-7-0	4.58	20	108.0	109	55
Night	8-2-0	4.37	18	92.2	99	45	8-3-0	4.33	22	106.0	118	51
Starter	12-8-0	4.74	30	163.1	181	86	13-10-0	4.49	37	198.1	215	99
Reliever	1-0-0	0.00	2	8.1	2	0	1-0-0	4.02	5	15.2	12	7

JENSEN'S CAREER FIELDING

Position	PCT.	G	PO	A	E	TC	DP	PB
Pitcher	.975	42	16	23	1	40	5	—

CAREER TRANSACTIONS

- Selected by San Francisco in 8th round of June 1996 draft. Signed by Joe Strain.

Career Highs

- **Low-Hit Game:** 11, July 2, 2002 at Colorado
- **Innings Pitched - Starter:** 9.0, July 2, 2002 at Colorado
Reliever: 6.1, May 4, 2002 vs. Cincinnati
- **Most Strikeouts:** 6 (twice), last: June 11, 2002 at Toronto
- **Winning Streak:** 4 games, June 27-July 15, 2002
- **Losing Streak:** 3 games, May 19-31, 2002

Mike Johnson

RIGHT-HANDED PITCHER



Birthdate: October 3, 1975

2003 Opening Day Age: 27

Birthplace: Edmonton, Alberta, Canada

Resides: Jupiter, Florida

Bats: Left **Throws:** Right **Height:** 6-2 **Weight:** 180

M.L. Service: 2 years, 25 days

How Obtained: Signed as free agent, January 20, 2003.

Contract Status: Non-roster invitee

CAREER...Canada native has pitched in majors in parts of 5 seasons with Baltimore (1997) and Montreal (1997-2001)...originally drafted by Toronto in 17th round of 1993 draft, was selected by San Francisco in Major League Rule V draft Dec. 9, 1996...Giants then traded him to Baltimore for cash considerations...has had good success working out of bullpen in big leagues, going 1-0 with 2 saves and 4.61 ERA (42er, 82.0ip) in 49 outings...

2002 SEASON...went to Spring Training as non-roster invitee with Los Angeles...worked out of triple-A Las Vegas' rotation to open campaign...was 2-1 with 4.09 ERA in 8 starts when he was released May 24...

2001...pitched for Montreal, triple-A Ottawa and triple-A Oklahoma in Texas organization...started campaign with Expos, making 10 relief appearances...was optioned to Ottawa, where he pitched in 2 games, before being traded to Texas May 8 for RHP Darwin Cubillan...was assigned to Oklahoma, where he was 3-5 with 2 saves in 23 games (8 starts)...**2000**...split season between Ottawa and Montreal...opened season at triple-A level before his recall to big club May 3...established Major League career standards in wins (5), losses (6), games (+1), innings (101.1) and strikeouts (70)...made 13 starts in 37 games for Expos following recall...in 13 starts, was 4-6 with 7.17 ERA (47er, 59.0ip)...Expos were 6-7 in his starts...was 1-0 with 5.31 ERA (25er, 42.1ip) in 28 relief appearances...entered starting rotation in emergency assignment May 31 at Cincinnati, taking place of Hideki Irabu who was sidelined with right knee surgery...collected 3rd career victory that evening, while helping snap Montreal's 6-game losing streak...faced fellow Canadian Ryan Dempster in July 1 defeat to Florida...previous Canadian pitching duel before that was Sept. 7, 1999 when Dempster faced LA's Eric Gagne...Cleveland's Denis Boucher faced Angels' Kirk McCaskill in 1992...was 2-0 with 2.10 ERA (7er, 30.0ip) in 5 starts for Ottawa before his recall...played winter ball in Puerto Rico following season...**1999**...logged 1st full season at Ottawa, but had 2 stints with Montreal...was 6-12 with 5.38 ERA in 28 games (27 starts) for Lynx...was recalled by Expos Aug. 13 to start 1st game of 5-game set at Colorado...was 1st appearance with Montreal since July 13, 1998...had no decision in eventual 14-13, 10-inning victory that evening...was optioned back to Ottawa immediately after that start to make room on roster for reliever Scott Strickland...was recalled Sept. 21 and made 2 appearances...**1998**...spent majority of campaign in minors except for 2 emergency starts with Montreal...was recalled May 17 from double-A Harrisburg to start at LA in place of injured Dustin Hermanson...took loss in 6-3 final, blowing 3-1 lead after allowing 5 runs on 8 hits in 4.1 innings...was optioned to Ottawa following game...was recalled June 13 to face Braves in Atlanta, taking spot of injured Trey Moore...surrendered 7 runs on 8 hits in 3.0 frames...**1997**...was claimed by Giants in Major League Rule V draft prior to season and was then traded to Baltimore for cash considerations...in his 1st season above single-A, was traded to Montreal July 31 for player to be named later (RHP Everett Stull)...in 25 contests between Orioles and Expos, was 2-6 with 6.83 ERA (68er, 89.2ip) in 25 games (16 starts)...was 0-1 with 2 saves and 7.94 mark in 15 games (5 starts) with Baltimore...made Major League debut April 6 at Texas, working 4.0 innings of relief...earned 1st ML save April 26 vs. Boston, posting 3,0-scoreless frames to close out Baltimore's 14-5 victory...registered 2nd save May 4 vs. Oakland, closing out 11-0 triumph with 3,0-shutout frames...made 1st ML start May 14 at Anaheim, collecting no decision after allowing 4 runs on 4 hits over 4.0 innings...made 11 starts for Montreal, going 2-5 with 5.94 ERA...Edmonton, Alberta native

became 14th Canadian to play for Expos...10 of 14 Canucks to play for Montreal have been pitchers...was 2nd Canadian to pitch for Expos in 1997, joining Rheal Cormier...was 1 of 10 different starters used by Montreal...made NL debut Aug. 5 vs. Los Angeles, taking no decision...earned 1st ML win Aug. 21 vs. St. Louis, yielding 1 unearned run on 2 hits over 6.0 innings...left contest with 2-1 lead as Expos held on for 3-2 victory...also collected 1st ML hit off Donovan Osborne in 5th and later scored 1st run...pitched for Peoria in Arizona Fall League following season and went 3-1 with 3.07 ERA, which ranked 4th in circuit...**1996**...pitched for single-A Hagerstown in Toronto organization...led team in innings pitched (163.0) and wins (11)...earned SAL Pitcher of Month honors in July, going 2-1 with 1.80 ERA...was 5th in circuit with 5 complete games and tied for 3rd with 3 shutouts...following season, pitched for Sydney of Australian League...**1995**...started season with Blue Jays' entry in Gulf Coast League before moving up to single-A Medicine Hat of Pioneer League...surrendered only 1 run after Aug. 18 (14.0ip), lowering ERA from 5.19 to 3.86...had 2.70 ERA over 3 relief appearances in Pioneer League playoffs...**1994**...logged full campaign at Medicine Hat and was used exclusively as starter for 1st time...**1993**...began professional career with Toronto's club in Gulf Coast League...

PERSONAL...graduated from Salisbury Composite (Sherwood Park, Edmonton, Alberta) High School...played volleyball in high school...married (Kelly Sorenson, Oct. 24, 1998)...

MICHAEL KEITH JOHNSON

Year	Club	W-L	ERA	G	GS	CG	SH	SV	IP	H	R	ER	HR	HB	BB	SO	WP	BK
1993	GCL Blue Jays	0-2	4.87	16	1	0	0	1	44.1	51	40	24	4	2	22	31	4	2
1994	Medicine Hat	1-3	4.46	9	9	0	0	0	36.1	48	31	18	2	1	22	8	8	1
1995	GCL Blue Jays	0-2	7.20	3	3	0	0	0	15.0	20	15	12	1	3	8	13	7	0
	Medicine Hat	4-1	.386	19	0	0	0	3	49.0	46	26	21	2	0	25	32	6	0
1996	Hagerstown	11-8	3.15	29	23	5	3	0	162.2	157	74	57	6	8	39	155	12	1
1997	Baltimore	0-1	7.94	14	5	0	0	2	39.2	52	36	35	12	1	16	29	1	0
	Montreal	2-5	5.94	11	11	0	0	0	50.0	54	34	33	8	0	21	28	4	0
1998	Harrisburg	3-2	6.95	7	7	0	0	0	33.2	35	27	26	9	2	10	38	4	0
	Montreal	0-2	14.73	2	2	0	0	0	7.1	16	12	12	4	1	2	4	0	0
	Ottawa	4-9	4.29	18	18	1	0	0	109.0	105	63	52	20	8	38	88	4	1
1999	Ottawa	6-12	5.38	28	27	0	0	0	147.1	174	105	88	24	7	63	120	7	0
	Montreal	0-0	8.64	3	1	0	0	0	8.1	12	8	8	2	0	7	6	2	0
2000	Ottawa	2-0	2.10	5	5	0	0	0	30.0	14	8	7	3	3	14	27	1	0
	Montreal	5-6	6.39	41	13	0	0	0	101.1	107	73	72	18	9	53	70	8	0
2001	Montreal	0-0	4.76	10	0	0	0	0	11.1	13	6	6	3	2	4	10	2	0
	Ottawa	2-0	4.50	2	2	0	0	0	10.0	7	5	5	1	0	3	8	2	0
	Oklahoma	3-5	4.58	23	8	1	0	2	88.1	101	48	45	12	3	22	67	3	0
2002	Las Vegas	2-1	4.09	8	8	0	0	0	44.0	54	24	20	6	3	18	35	4	0
Minor Totals		38-45	4.39	167	11	7	3	6	769.2	812	466	375	90	40	284	622	62	5
A.L. Totals		0-1	7.94	14	5	0	0	2	39.2	52	36	35	12	1	16	29	1	0
N.L. Totals		7-13	6.61	67	27	0	0	0	178.1	202	133	131	35	12	87	118	16	0
M.L. Totals		7-14	6.85	81	32	0	0	2	218.0	254	169	166	47	13	103	147	17	0

JOHNSON'S M.L. BATTING

	AVG	G	AB	R	H	2B	3B	HR	RBI	SH	SF	HP	BB	SO	SB	CS	E
2002																	
Career	.163	67	43	3	7	0	0	0	5	5	0	0	1	16	0	0	2

LAST HOME RUN: None

JOHNSON VS. MAJOR LEAGUE TEAMS

2002						NL CAREER						2002						AL CAREER							
W-L-S	ERA	G	IP	H	ER	W-L-S	ERA	G	IP	H	ER	W-L-S	ERA	G	IP	H	ER	W-L-S	ERA	G	IP	H	ER		
---	---	---	---	---	---	Arizona	0-0-0	1.93	3	4.2	1	1	---	---	---	---	---	---	Anaheim	0-0-0	9.00	1	4.0	4	4
---	---	---	---	---	---	Atlanta	1-1-0	8.82	6	16.1	25	16	---	---	---	---	---	---	Baltimore	---	---	---	---	---	---
---	---	---	---	---	---	Chicago	0-0-0	7.11	5	6.1	8	5	---	---	---	---	---	---	Boston	0-2-1	8.44	4	10.2	13	10
---	---	---	---	---	---	Cincinnati	1-2-0	7.16	5	16.1	16	13	---	---	---	---	---	---	Chicago	0-0-0	5.40	2	5.0	9	3
---	---	---	---	---	---	Colorado	0-0-0	8.38	3	9.2	17	9	---	---	---	---	---	---	Cleveland	0-0-0	11.37	2	6.1	11	8
---	---	---	---	---	---	Florida	1-1-0	7.85	9	20.0	25	17	---	---	---	---	---	---	Detroit	0-0-0	21.00	1	3.0	5	7
---	---	---	---	---	---	Houston	0-0-0	3.38	3	2.2	3	1	---	---	---	---	---	---	Kansas City	---	---	---	---	---	---
---	---	---	---	---	---	Los Angeles	0-1-0	6.97	3	10.1	15	8	---	---	---	---	---	---	Minnesota	---	---	---	---	---	---
---	---	---	---	---	---	Milwaukee	0-1-0	9.53	2	5.2	5	6	---	---	---	---	---	---	New York	1-1-0	3.38	3	10.2	9	4
---	---	---	---	---	---	Montreal	0-0-0	3.00	1	3.0	4	1	---	---	---	---	---	---	Oakland	0-0-1	0.00	1	3.0	1	0
---	---	---	---	---	---	New York	0-1-0	3.38	5	8.0	9	3	---	---	---	---	---	---	Seattle	0-0-0	2.70	1	3.1	3	1
---	---	---	---	---	---	Philadelphia	2-0-0	1.93	4	18.2	13	4	---	---	---	---	---	---	Tampa Bay	---	---	---	---	---	---
---	---	---	---	---	---	Pittsburgh	0-2-0	6.75	2	9.1	7	7	---	---	---	---	---	---	Texas	0-0-0	4.50	1	4.0	4	2
---	---	---	---	---	---	St. Louis	1-1-0	6.88	5	17.0	18	13	---	---	---	---	---	---	Toronto	0-0-0	9.82	3	3.2	6	4
---	---	---	---	---	---	San Diego	0-0-0	2.25	2	4.0	3	1	---	---	---	---	---	---	Interleague	1-1-0	5.14	6	14.0	17	8
---	---	---	---	---	---	San Francisco	0-1-0	13.14	4	12.1	20	18	---	---	---	---	---	---	---	---	---	---	---	---	---

Johnson

JOHNSON'S CAREER IN BALLPARKS

2002						CAREER							
W-L-S	ERA	G	IP	H	ER	W-L-S	ERA	G	IP	H	ER		
at Bank One	---	---	---	---	---	at Edison	0-0-0	9.00	1	4.0	4	4	
Turner	1-1-0	5.84	3	12.1	16	8	Camden	0-0-2	4.56	9	23.2	27	12
Wrigley	0-0-0	0.00	1	1.0	1	0	Fenway	0-2-0	12.86	2	7.0	11	10
Cinergy	1-0-0	1.23	3	7.1	2	1	Comiskey	---	---	---	---	---	
Coors	0-0-0	9.39	2	7.2	14	8	Jacobs	0-0-0	9.00	1	3.0	6	3
Pro Player	1-0-0	6.00	4	9.0	9	6	Comerica	---	---	---	---	---	
Minute Maid	0-0-0	4.50	1	2.0	3	1	Kauffman	---	---	---	---	---	
Dodger	0-1-0	7.11	2	6.1	10	5	Metrodome	---	---	---	---	---	
Miller	---	---	---	---	---	Yankee	0-1-0	3.00	1	6.0	4	2	
Olympic	4-5-0	6.88	33	83.2	95	64	Net. Assoc.	---	---	---	---	---	
Shea	0-1-0	3.52	4	7.2	7	3	SAFECO	---	---	---	---	---	
Veterans	0-0-0	6.75	1	4.0	3	3	Tropicana	---	---	---	---	---	
PNC	---	---	---	---	---	Ballpark	0-0-0	4.50	1	4.0	4	2	
Busch	0-0-0	8.10	3	6.2	9	6	SkyDome	0-0-0	27.00	1	0.1	2	1
Qualcomm	0-0-0	2.25	2	4.0	3	1	---	---	---	---	---		
Pacific Bell	0-0-0	18.00	1	2.0	3	4	---	---	---	---	---		

JOHNSON BY MONTH

2002						CAREER					
W-L-S	ERA	G	IP	H	ER	W-L-S	ERA	G	IP	H	ER
In March/April	---	---	---	---	---	0-0-1	3.72	13	19.1	19	8
May	---	---	---	---	---	1-1-1	6.86	16	39.1	47	30
June	---	---	---	---	---	2-4-0	7.67	10	31.2	40	27
July	---	---	---	---	---	2-3-0	8.02	9	33.2	44	30
August	---	---	---	---	---	1-3-0	7.06	16	51.0	59	40
Sept./Oct.	---	---	---	---	---	1-3-0	6.49	17	43.0	45	31
Before ASB	---	---	---	---	---	4-6-2	6.88	43	103.1	122	79
After ASB	---	---	---	---	---	3-8-0	6.83	38	114.2	132	87

JOHNSON'S STATISTICAL BREAKDOWN

2002						CAREER					
W-L-S	ERA	G	IP	H	ER	W-L-S	ERA	G	IP	H	ER
Season	---	---	---	---	---	7-14-2	6.85	81	218.0	254	166
Home	---	---	---	---	---	4-5-2	6.37	42	107.1	122	76
Road	---	---	---	---	---	3-9-0	7.32	39	110.2	132	90
Day	---	---	---	---	---	3-3-2	4.48	29	90.1	100	45
Night	---	---	---	---	---	4-11-0	8.53	52	127.2	154	121
Starter	---	---	---	---	---	6-14-0	8.21	32	136.0	167	124
Reliever	---	---	---	---	---	1-0-2	4.61	49	82.0	87	42

JOHNSON'S CAREER FIELDING

Position	PCT.	G	PO	A	E	TC	DP	PB
Pitcher	.949	81	10	27	2	39	2	---

CAREER TRANSACTIONS

- Selected by Toronto in 17th round of June, 1993 draft.
- Selected by San Francisco in Major League Rule V Draft, December 9, 1996.
- Traded to Baltimore for cash considerations, December 9, 1996.
- Traded to Montreal for player to be named later (RHP Everett Stull), July 31, 1997.
- Traded to Texas for RHP Darwin Cubillan, May 8, 2001.
- Granted free agency, October 15, 2001; signed with Los Angeles, December 31, 2001.
- Released May 24, 2002; signed with San Francisco, January 20, 2002.

Career Highs

- **Low-Hit Game:** No complete games
- **Innings Pitched - Starter:** 7.0 (twice), last: June 25, 2000 vs. Philadelphia (with Montreal)
Reliever: 4.0 (twice), last: July 20, 1997 vs. Chicago-AL (with Baltimore)
- **Most Strikeouts:** 7, May 31, 2000 at Cincinnati (with Montreal)
- **Winning Streak:** 2 games, May 31-June 5, 2000
- **Losing Streak:** 3 games, Sept. 11-26, 1997

Todd Linden

OUTFIELDER



Birthdate: June 30, 1980

2003 Opening Day Age: 22

Birthplace: Edmonds, Washington

Resides: Bremerton, Washington

Bats: Both **Throws:** Right **Height:** 6-3 **Weight:** 210

M.L. Service: None

How Obtained: Giants' Sandwich selection (41st overall) in June 2001 draft.

Contract Status: Non-roster invitee

CAREER...switch-hitting outfielder was named organization's Player of Year by *USA Today* during 1st professional season in 2002...young power hitter made immediate impact in Giants farm system, debuting at double-A Shreveport before joining triple-A Fresno...

2002 SEASON...kicked off professional career with bang, combining to hit .301 with 82 runs, 28 2Bs, 3 3Bs, 15 HRs and 62 RBI in 140 games between Shreveport and Fresno...Texas League All-Star ranked 4th among Giants farmhands in avg. and tied for 3rd in HRs...spent majority of campaign with Shreveport, hitting .314 with 64 runs, 26 2Bs, 2 3Bs, 12 HRs and 52 RBI in 111 games...tied for 4th in TL for avg., while finishing 2nd with .419 on-base pct...was selected to play in Double-A All-Star Game...led Swamp Dragons in avg., runs scored, HRs and finished 2nd in RBI...earned Shreveport's Player of Month honors for May, hitting .402 with 16 runs, 7 2Bs, 3B, HR and 15 RBI in 29 games...was also named Howe SportsData's Texas League Player of Week twice (June 6-23 and July 8-14)...earned promotion to Fresno Aug. 4...appeared in 29 games for Grizzlies, hitting .250 with 3 HRs and 10 RBI...played for Grand Canyon in Arizona Fall League following season...hit .269 (32-for-119) with 19 runs, 4 2Bs, 3 3Bs, 3 HRs and 13 RBI in 36 games...

2001...was SF's supplemental 1st round pick (#1st overall) in draft...however, did not sign until late in summer...reported to Instructional League in Arizona...

PERSONAL...graduated from Central Kitsap (Silverdale, WA) High School...lettered 4 years in baseball, 2 in football and 1 in basketball...earned All-State baseball honors in 1998...attended University of Washington and Louisiana State University...transferred to LSU prior to 2001 season...earned 2nd team All-SEC honors in 2001, hitting .312 with 65 runs, 14 2Bs, 3B, 20 HR and 76 RBI in 66 games for Tigers...was tabbed top prospect in 2000 Cape Cod League by *Baseball America*...hit .322 with 4 HRs and 25 RBI for Chatham in summer league which uses wood bats...was also named to *Baseball America's* All-Summer Team in 2000...single...

TODD ANTHONY LINDEN

Year	Club	AVG	G	AB	R	H	2B	3B	HR	RBI	SH	SF	HP	BB	SO	SB	CS	E
2002	Shreveport	.314	111	392	64	123	26	2	12	52	1	3	12	61	101	9	5	3
	Fresno	.250	29	100	18	25	2	1	3	10	0	0	1	20	35	2	0	0
Minor Totals		.301	140	492	82	148	28	3	15	62	1	3	13	81	136	11	5	3

CAREER TRANSACTIONS

- Selected by San Francisco in 1st round (#1st pick overall) of June 2001 draft. Signed by Tom Korenek.

Trey Lunsford

CATCHER



Birthdate: May 25, 1979

2003 Opening Day Age: 23

Birthplace: Odessa, Texas

Resides: South Haven, Mississippi

Bats: Right **Throws:** Right **Height:** 6-1 **Weight:** 195

M.L. Service: 27 days

How Obtained: Giants #33 selection in June 2000 draft.

Contract Status: Signed through 2003.

CAREER...catching prospect made his Major League debut as September call-up in 2002 after entering season having not played higher than single-A level...enters 4th professional campaign after being Giants' 33rd selection in 2000 draft...owns lifetime .252 minor league career average with 12 home runs and 114 RBI in 274 games...

2002 SEASON...climbed organizational ladder, completing 4-rung journey with Major League debut in Sept...prior to season, came to 1st big league camp as non-roster invitee...combined to hit .258 (82-for-318) with 36 runs, 16 2Bs, 5 HRs and 34 RBI in 101 minor league contests...got late start to season after fracturing hamate bone in left hand...opened season at single-A San Jose, appearing in 16 games and hitting .255 with HR and 5 RBI...moved to double-A Shreveport May 20, where he hit .281 (59-for-210) with 26 runs, 13 2Bs, HR and 20 RBI in 66 games...earned promotion to triple-A Fresno Aug. 12...in 19 games for Grizzlies, hit .175 (10-for-57) with 3 runs, 2 HRs and 9 RBI...had contract purchased from Fresno prior to Sept. 3 game vs. Colorado, marking 1st appearance on 40-man roster...made ML debut Sept. 12 in San Diego, entering as defensive replacement in 8th inning and singling off Padres' Trevor Hoffman in 1st big league at-bat (in 10th inning)...collected 1st ML RBI Sept. 29 with double off Houston's Ricky Stone...played for Grand Canyon in Arizona Fall League following season...

2001...spent entire season with single-A Hagerstown, playing in 114 games with Suns...hit .237 with 5 HRs and 50 RBI...ranked 4th on club with 19 doubles and 4th with 53 runs scored...also

stole 10 bases in 15 attempts...started both games of South Atlantic League playoffs, going 3-for-8 (.375) with RBI...**2000**...was post season Northwest League All-Star following 1st campaign in professional ball...hit .270 with 9 2Bs, 3 HRs and 30 RBI in 59 games for Salem-Keizer...

PERSONAL...graduated from San Angelo Central (San Angelo, TX) High School...attended Grayson County (Dennison, TX) JC before transferring to Texas Tech University...single...

JAMES L. (TREY) LUNSFORD, III

Year	Club	AVG	G	AB	R	H	2B	3B	HR	RBI	SH	SF	HP	BB	SO	SB	CS	E
2000	Salem-Keizer	.270	59	215	23	58	9	0	3	30	0	1	8	30	40	1	0	7
2001	Hagerstown	.237	114	396	53	94	19	0	5	50	4	4	5	45	89	10	5	14
2002	San Jose	.255	16	51	7	13	3	0	1	5	1	0	2	3	5	2	0	1
	Shreveport	.281	66	210	26	59	13	0	1	20	5	0	4	29	42	5	2	5
	Fresno	.175	19	57	3	10	0	0	2	9	0	2	1	6	15	0	0	2
	San Francisco	.667	3	3	0	2	1	0	0	1	0	0	0	0	1	0	0	1
Minor Totals		.252	274	929	112	234	44	0	12	114	10	7	20	113	191	18	7	29
M.L. Totals		.667	3	3	0	2	1	0	0	1	0	0	0	0	1	0	0	1

LUNSFORD VS. MAJOR LEAGUE TEAMS

2002 NL						CAREER						2002 AL						CAREER					
AVG	AB	H	HR	RBI		AVG	AB	H	HR	RBI		AVG	AB	H	HR	RBI		AVG	AB	H	HR	RBI	
					Arizona											Anaheim							
					Atlanta											Baltimore							
					Chicago											Boston							
					Cincinnati											Chicago							
					Colorado											Cleveland							
					Florida											Detroit							
1.000	1	1	0	1	Houston	1.000	1	1	0	1					Kansas City								
					Los Angeles											Minnesota							
					Milwaukee											New York							
					Montreal											Oakland							
					New York											Seattle							
					Philadelphia											Tampa Bay							
					Pittsburgh											Texas							
					St. Louis											Toronto							
.500	2	1	0	0	San Diego	.500	2	1	0	0					Interleague								
					San Francisco																		

LUNSFORD'S CAREER IN BALLPARKS

	AVG	AB	H	HR	RBI		AVG	AB	H	HR	RBI
at Bank One						at Edison					
Turner						Camden					
Wrigley						Fenway					
Cinergy						Comiskey					
Coors						Jacobs					
Pro Player						Comerica					
Minute Maid						Kauffman					
Dodger						Metrodome					
Miller						Yankee					
Olympic						Net. Assoc.					
Shea						SAFECO					
Veterans						Tropicana					
PNC						Ballpark					
Busch						SkyDome					
Qualcomm	1.000	1	1	0	0						
Pacific Bell	.500	2	1	0	1						

LUNSFORD BY MONTH

	2002					CAREER				
	AVG	AB	H	HR	RBI	AVG	AB	H	HR	RBI
In March/April	—	—	—	—	—	—	—	—	—	—
May	—	—	—	—	—	—	—	—	—	—
June	—	—	—	—	—	—	—	—	—	—
July	—	—	—	—	—	—	—	—	—	—
August	—	—	—	—	—	—	—	—	—	—
Sept/Oct	.667	3	2	0	1	.667	3	2	0	1
Before ASB	—	—	—	—	—	—	—	—	—	—
After ASB	.667	3	2	0	1	.667	3	2	0	1

LUNSFORD'S STATISTICAL BREAKDOWN

	2002					CAREER				
	AVG	AB	H	HR	RBI	AVG	AB	H	HR	RBI
Home	.500	2	1	0	1	.500	2	1	0	1
Road	1.000	1	1	0	0	1.000	1	1	0	0
Day	.500	2	1	0	1	.500	2	1	0	1
Night	1.000	1	1	0	0	1.000	1	1	0	0
Grass	.667	3	2	0	1	.667	3	2	0	1
Turf	—	—	—	—	—	—	—	—	—	—
vs. LHP	—	—	—	—	—	—	—	—	—	—
vs. RHP	.667	3	2	0	1	.667	3	2	0	1
RISP	—	—	—	—	—	—	—	—	—	—
Bases Loaded	—	—	—	—	—	—	—	—	—	—
as Pinch Hitter	—	—	—	—	—	—	—	—	—	—
as DH	—	—	—	—	—	—	—	—	—	—

LUNSFORD'S CAREER FIELDING

Position	PCT.	G	PO	A	E	TC	DP	PB
Catcher	.800	3	4	0	1	5	0	0

CAREER TRANSACTIONS

- Selected by San Francisco in 33rd round of June 2000 draft. Signed by Tom Korenek.

Career Highs

- Most Hits:** 1 (twice), last: Sept. 29, 2002 vs. Houston
- Most RBI:** 1, Sept. 29, 2002 vs. Houston
- Most Home Runs:** none
- Career Grand Slams:** none
- Longest Hitting Streak:** 1 game (twice), last: Sept. 29, 2002 vs. Houston

Carlos Mendoza

INFILDER



Birthdate: November 27, 1979

2003 Opening Day Age: 23

Birthplace: Barquisimeto Lara, Venezuela

Resides: Barquisimeto Lara, Venezuela

Bats: Both **Throws:** Right **Height:** 6-0 **Weight:** 165

M.L. Service: None

How Obtained: Signed by Giants as non-drafted free agent, Aug. 15, 1996.

Contract Status: Non-roster invitee

CAREER...23-year-old shortstop comes to camp as non-roster invitee for 2nd time, also appearing in Scottsdale prior to 2001 season...switch-hitter owns lifetime .230 average in 483 minor league games...has spent 6 years in Giants organization, but missed entire 2001 season following right shoulder surgery...advanced 1 level in minor league system in 1st 3 years as professional, reaching double-A in 1999...

2002 SEASON...returned to action after missing entire 2001 campaign following right shoulder surgery...spent full season with double-A Shreveport, hitting .244 with career-high 20 2Bs in 111 games...drew career-best 68 walks while striking out only 42 times...was successful on 12 of 21 stolen base attempts...blistered ball to start year, hitting at .321 clip (25-for-78) with 8 RBI in 20 April games...compiled 14-game hitting streak April 13-29, going 22-for-58 (.379) with 6 2Bs...versatile infielder logged 72 games at SS, 26 at 2B and 12 at 3B...following season, played for La Guaira in Venezuelan Winter League...hit .383 (23-for-60) with 4 2Bs, 2 HRs and 17 RBI in 16 games...

2001...non-roster invitee to Spring Training missed entire season following right shoulder surgery...**2000**...had finest offensive season of professional career, returning to single-A San Jose after spending previous campaign at double-A level...hit .256 with 5 HRs and 45 RBI for Giants...established career standards in nearly every offensive category, including average, HRs, RBI, games played (112), at-bats (394), runs scored (52), hits (101), 3Bs (4), stolen bases (25), slugging pct. (.355) and on-base pct. (.364)...was placed on Disabled List June 17-26 with ankle sprain...after coming off DL, hit .300 (6-for-20) in 6-game rehab assignment with Giants Arizona Rookie League club...following season, played with La Guaira in Venezuelan Winter League...**1999**...logged full season at Shreveport...appeared in 111 games for Captains, hitting .202 with 3 HRs and 34 RBI...played 110 games at SS and 1 contest at 2nd base...**1998**...hit .214 in 110 games for single-A San Jose...went 5-for-26 (.192) in 9 post season games as Giants claimed California League title...**1997**...began professional career as 17-year-old shortstop for Salem-Keizer...hit .208 in 33 games for Giants' rookie-league affiliate...

PERSONAL...graduated from Colegio Andres Bello (Barquisimeto, VZ)...single...

CARLOS ENRIQUE MENDOZA

Year	Club	AVG	G	AB	R	H	2B	3B	HR	RBI	SH	SF	HP	BB	SO	SB	CS	E
1997	Salem-Keizer	.208	33	106	10	22	0	0	0	6	4	0	1	11	19	6	0	10
1998	San Jose	.214	110	365	36	78	7	3	0	20	12	0	1	19	64	11	8	28
1999	Shreveport	.202	111	332	35	67	16	4	3	34	8	4	6	36	65	1	4	24
2000	San Jose	.256	112	394	52	101	16	4	5	45	9	3	9	49	82	25	13	25
	ARL-Giants	.300	6	20	1	6	2	1	0	0	0	0	0	2	2	1	0	0
2001																		
2002	Shreveport	.244	111	377	44	92	20	2	2	28	6	2	2	68	42	12	9	19
Minor Totals		.230	483	1594	178	366	61	14	10	133	39	9	19	185	274	56	34	106

CAREER TRANSACTIONS

■ Signed by Giants as non-drafted free agent, Aug. 15, 1996.

Damon Minor

FIRST BASEMAN



Birthdate: January 5, 1974

2003 Opening Day Age: 29

Birthplace: Canton, Ohio

Resides: Edmond, Oklahoma

Bats: Left **Throws:** Left **Height:** 6-7 **Weight:** 230

M.L. Service: 1 year, 89 days

How Obtained: Giants' #12 selection in June 1996 draft.

Contract Status: Signed through 2003

CAREER...power-hitting 1st baseman has spent parts of last 3 seasons in SF, including all of 2002, while appearing on Giants' 40-man roster since 1998...has clubbed 13 home runs in 227 big league at-bats, average of 1 clout for every 17.5 ABs...led organization's minor league system with 126 homers and 446 RBI over 5-year span from 1997-2001...slugged pinch-hit home run Sept. 10, 2000 off SD's Todd Erdos for 1st ML hit, HR and RBI...became 1st Giant since Armando Rios (Sept. 4, 1998 at LA) to homer for 1st hit (both were in pinch hitting roles)...his twin brother, Ryan, played for Baltimore Orioles and was starting 3B Sept. 20, 1998 when Cal Ripken, Jr. snapped his consecutive games played streak at 2,632 games...along with Ryan, who later saw time with Montreal, they became 359th set of brothers to play in big leagues...

2002 SEASON...completed 1st full season at Major League level (3rd year overall) in his 7th professional campaign...was one of NL's top slugging rookies, as 1st baseman finished 3rd among senior circuit freshmen with 10 HRs while ranking 6th in extra-base hits (16), RBI (24) and total bases (77)...also was among league rookie leaders in runs (21 - 7th), hits (41 - 9th) and walks (24 - 5th)...displayed solid glove work, appearing 44 times at 1B while being charged with just 1 error in 331 total chances (.997 fielding pct.)...made 1st Opening Day roster, but was 0-for-3 before being placed on Disabled List April 6 due to left patella tendinitis...was reinstated from DL prior to April 23 game in Chicago after hitting .517 (13-for-26) with 8 runs, 6 2Bs, 3B and 5 RBI over 9-game rehabilitation stint with triple-A Fresno...closed 1st Half by hitting at .276 clip (29-for-105) with 5 2Bs, 8 HRs and 18 RBI in 43 games (25 starts) following reinstatement...made 1st start of season May 12 in Montreal and drilled his 1st HR since Sept. 30, 2000...blast at Olympic Stadium was solo shot off Tony Armas, Jr. to knot contest at 2-2 in 7th...posted career-high 4 hits June 12 in Toronto, finishing 4-for-4 with 2B, HR and 2 RBI...homered in each game of 3-game set June 10-12 at SkyDome, going 7-for-11 in series north of border...enjoyed best night of young career July 2 at Colorado, collecting 1st multi-HR game while driving in career-best 5 runs, scoring 4 runs and tying career standard with 4 hits...finished 4-for-6 on evening, clubbing roundtrippers off Denny Neagle and Denny Stark...slumped down stretch, suffering through homerless, 7-for-44 (.159) spell over his final 28 games beginning July 26...was not included on Giants' post season roster for any of 3 playoff series...

2001...excelled at triple-A level, but struggled during 3 different tours of duty with SF...hit triple-A pitching to tune of .308 avg. (125-for-406) with 24 HRs and 71 RBI...was 5th amongst all Giants farmhands in batting avg. and 4th in HRs...however, was just 7-for-45 (.156) with 3 RBI in 19 ML games, including 0-for-21 spell to conclude campaign...actually began year on Major League DL, having been on list from March 28-April 9 due to left patella tendinitis...suffered ailment in 1st and only game during Spring Training, as he injured knee running bases after singling...was recalled June

Giants Who've Played in CWS

Three players on the Giants' 40-man roster played in the Division I College World Series.

Player	School	Year
Kurt Ainsworth	Louisiana State	1998
Barry Bonds	Arizona State	1983, '84
Damon Minor	Oklahoma	1994*

*won NCAA championship

24 to take place of disabled J.T. Snow and later optioned July 5 when club acquired Brian Boehringer...appeared in all 10 games during stay with big club (9 starts, all at 1B), hitting safely in 5...however, was 0-for-9 in last 3 games...collected pair of multi-hit efforts in 1st 3 starts, going 2-for-3 with RBI June 24 at St. Louis and 2-for-5 June 26 vs. LA...produced game-winning hit June 29 vs. Cardinals, 2-out RBI-1B in 8th inning to snap 2-2 tie...was recalled briefly July 27-Aug. 1, but did not play...earned Fresno Player of Month accolades for August after hitting robust .373 (41-for-110) with 8 HRs and 24 RBI in 29 games...recalled to SF for final time Sept. 1 and went 0-for-12 in 9 games (2 starts)...**2000**...appeared on ML roster for 1st time after being recalled from Fresno Sept. 1...slugged 3 home runs in just 9 Major League at-bats...hammered his 3rd homer Sept. 30 in Arizona, drilling pinch solo blast with 2 outs in 8th inning to snap Geraldo Guzman's shutout bid and tie game at 1-1...marked 2nd pinch clout and 2nd homer overall off Guzman...his previous pinch homer was 3-run shot Sept. 10 off SD's Todd Erdos for 1st ML hit, HR and RBI...added 2nd ML blast Sept. 23 in 1st game of doubleheader vs. Diamondbacks, drilling 2-run shot off Guzman...began season at Fresno, marking 1st appearance at triple-A level...ranked 3rd in Pacific Coast League with career-high 106 RBI, while hitting .290 (140-for-482) with 84 runs, 27 2Bs and 30 HRs...was 2nd among Giants farmhands in HRs and RBI, while finishing 9th in avg...earned Fresno's Player of Month honors in April and July...was named PCL Player of Week by Howe Sportsdata Aug. 21-27...**1999**...posted impressive offensive numbers, spending entire season at double-A Shreveport...led Captains in batting average (.273), 2Bs (33), HR (20), RBI (82), walks (80) and games played (136)...his 129 hits were 2nd on club while 76 runs scored also ranked 2nd...his RBI total ranked 3rd among all Giants minor leaguers...earned Shreveport's Player of Month honors in May and July...was named Texas League Player of Week by Howe Sportsdata for week ending May 23...was named 1999 Harry S. Jordan Award winner for best 1st-year player in Major League Spring Training...award, which is voted on by teammates, is named in honor of longtime Giants minor league trainer and is given in recognition of player whose performance and dedication in Spring Training best exemplifies San Francisco Giants spirit...following season, played with Mochis in Mexican Winter League...**1998**...split season between Shreveport and single-A San Jose...tied for 3rd in SF organization with 21 home runs, while tying for 3rd with 88 RBI...was transferred to San Jose July 11...found his stroke, hitting .284 (50-for-176) with 10 2Bs, 3B, 7 HRs and 36 RBI in 48 contests...fashioned .295 average (23-for-78) with 3 HRs and 10 RBI in 20 contests for San Jose in July...led SJ with 8 RBI in 9 California League post-season contests, hitting .294 (10-for-34) with 2 2Bs and HR...**1997**...posted his finest season with single-A Bakersfield, establishing career-highs in games (140), runs (98), 2Bs (34), and HRs (31)...earned both in-season and post-season California League honors...his HR and RBI totals were good enough for 2nd and 4th, respectively, among Giants minor leaguers...finished 2nd on club in roundtrippers to Mike Glendenning's 33, while logging 4th highest total in California League...also ranked among league leaders in games (1st), walks (2nd), total bases (283, 3rd), extra-base hits (66, T3rd) and runs (5th)...joined Glendenning to become 1st pair of Bakersfield teammates to hit 30-or-more home runs in same season since 1954...their 123 combined clouts was 3rd highest total in Blaze's 51-year history...was organization's Player of Month for April, when he led minor leagues with 11 HRs and was 2nd in country with 32 RBI...**1996**...opened his professional career at rookie-league Bellingham...tied for team lead with 12 HRs, while leading Giants with 55 RBI...

A GIANT IN THE COMMUNITY...served as spokesperson for 2002 National Multiple Sclerosis Society Read-A-Thon...participated in Save-a-Life Saturday at Pacific Bell Park by visiting with fans during on-field CPR training...

PERSONAL...graduated from Hammon (OK) High School in 1992...attended University of Oklahoma, where he was member of 1994 NCAA Champion Sooner baseball team...was teammate of former Giants pitcher Russ Ortiz at OU...married (Allison Koontz, June 28, 2000)...son (Jackson Reed, June 16, 2002)...

DAMON REED MINOR

Year	Club	AVG	G	AB	R	H	2B	3B	HR	RBI	SH	SF	HP	BB	SO	SB	CS	E
1996	Bellingham	.242	75	269	44	65	11	1	12	55	1	1	5	47	86	0	2	5
1997	Bakersfield	.289	140	532	98	154	34	1	31	99	0	5	5	87	143	2	1	22
1998	Shreveport	.239	81	289	39	69	11	1	14	52	0	2	6	30	51	1	0	8
	San Jose	.284	48	176	26	50	10	1	7	36	0	1	2	28	40	0	1	6
1999	Shreveport	.273	136	473	76	129	33	4	20	82	0	3	8	80	115	1	0	9
2000	Fresno	.290	133	482	84	140	27	1	30	106	0	9	1	87	97	0	0	11
	San Francisco	.444	10	9	3	4	0	0	3	6	0	0	0	2	1	0	0	0
2001	Fresno	.308	112	406	74	125	22	3	24	71	0	3	5	44	83	1	1	11
	San Francisco	.156	19	45	3	7	1	0	0	3	0	0	0	3	8	0	0	1
2002	San Francisco	.237	83	173	21	41	6	0	10	24	0	2	2	24	34	0	0	1
	Fresno	.517	9	29	8	15	6	1	0	5	0	0	0	5	5	0	0	2
Minor Totals		.281	734	2656	262	747	154	13	138	506	1	24	32	408	620	5	5	74
M.L. Totals		.229	112	227	7	52	7	0	13	33	0	2	2	29	43	0	0	2

MINOR VS. MAJOR LEAGUE TEAMS

2002					NL					CAREER					2002					AL					CAREER								
AVG	AB	H	HR	RBI	AVG	AB	H	HR	RBI	AVG	AB	H	HR	RBI	AVG	AB	H	HR	RBI	AVG	AB	H	HR	RBI	AVG	AB	H	HR	RBI				
.077	13	1	0	0	Arizona	.158	19	3	2	3	—	—	—	—	—	—	—	—	—	—	—	—	—	—	—	—	—	—	—	—			
.500	2	1	0	1	Atlanta	.500	2	1	0	1	.300	10	3	0	0	Anaheim	—	—	—	—	—	—	—	—	—	—	—	—	—	—			
.333	6	2	0	0	Chicago	.286	7	2	0	0	—	—	—	—	Baltimore	.300	10	3	0	0	—	—	—	—	—	—	—	—	—	—	—		
.250	4	1	0	1	Cincinnati	.250	4	1	0	1	—	—	—	—	Boston	—	—	—	—	—	—	—	—	—	—	—	—	—	—	—	—		
.343	35	12	4	12	Colorado	.333	36	12	4	12	—	—	—	—	Chicago	—	—	—	—	—	—	—	—	—	—	—	—	—	—	—	—		
.111	9	1	1	1	Florida	.111	9	1	1	1	—	—	—	—	Cleveland	—	—	—	—	—	—	—	—	—	—	—	—	—	—	—	—		
.000	4	0	0	0	Houston	.000	5	0	0	0	—	—	—	—	Detroit	—	—	—	—	—	—	—	—	—	—	—	—	—	—	—	—		
.000	9	0	0	0	Los Angeles	.083	36	3	0	1	—	—	—	—	Kansas City	—	—	—	—	—	—	—	—	—	—	—	—	—	—	—	—		
.000	1	0	0	0	Milwaukee	.000	1	0	0	0	.500	2	1	0	0	Minnesota	—	—	—	—	—	—	—	—	—	—	—	—	—	—	—	—	
.333	6	2	1	1	Montreal	.333	6	2	1	1	.059	17	1	0	0	New York	.500	2	1	0	0	—	—	—	—	—	—	—	—	—	—	—	
.000	0	0	0	1	New York	.000	0	0	0	1	—	—	—	—	Oakland	.059	17	1	0	0	—	—	—	—	—	—	—	—	—	—	—	—	
.000	2	0	0	0	Philadelphia	.000	2	0	0	0	.286	7	2	0	2	Seattle	—	—	—	—	—	—	—	—	—	—	—	—	—	—	—	—	
.222	9	2	0	0	Pittsburgh	.222	9	2	0	0	—	—	—	—	Tampa Bay	.286	7	2	0	2	—	—	—	—	—	—	—	—	—	—	—	—	
.267	15	4	1	1	St. Louis	.296	27	8	1	3	.636	11	7	3	4	Texas	—	—	—	—	—	—	—	—	—	—	—	—	—	—	—	—	
.091	11	1	0	0	San Diego	.176	17	3	1	3	—	—	—	—	Toronto	.636	11	7	3	4	—	—	—	—	—	—	—	—	—	—	—	—	—
—	—	—	—	—	San Francisco	—	—	—	—	—	.298	47	14	3	6	Interleague	.298	47	14	3	6	—	—	—	—	—	—	—	—	—	—	—	—

MINOR'S CAREER IN BALLPARKS

	AVG	AB	H	HR	RBI		AVG	AB	H	HR	RBI
at Bank One	.091	11	1	1	1	at Edison	—	—	—	—	—
Turner	.000	0	0	0	0	Camden	—	—	—	—	—
Wrigley	1.000	2	2	0	0	Fenway	—	—	—	—	—
Cinergy	.500	2	1	0	1	Comiskey	—	—	—	—	—
Coors	.381	21	8	3	7	Jacobs	—	—	—	—	—
Pro Player	.000	4	0	0	0	Comerica	—	—	—	—	—
Minute Maid	—	—	—	—	—	Kauffman	—	—	—	—	—
Dodger	.000	12	0	0	0	Metrodome	—	—	—	—	—
Miller	.000	1	0	0	0	Yankee	.500	2	1	0	0
Olympic	.200	5	1	1	1	Net. Assoc.	.091	11	1	0	0
Shea	—	—	—	—	—	SAFECO	—	—	—	—	—
Veterans	.000	1	0	0	0	Tropicana	—	—	—	—	—
PNC	.200	5	1	0	0	Ballpark	—	—	—	—	—
Busch	.429	7	3	0	1	SkyDome	.636	11	7	3	4
Qualcomm	.200	10	2	0	0						
Pacific Bell	.197	122	24	5	18						

MINOR BY MONTH

	2002					CAREER				
	AVG	AB	H	HR	RBI	AVG	AB	H	HR	RBI
In March/April	.375	8	3	0	1	.375	8	3	0	1
May	.222	18	4	2	3	.222	18	4	2	3
June	.262	61	16	3	8	.265	83	22	0	11
July	.234	47	11	5	9	.207	58	12	5	9
August	.160	25	4	0	2	.160	25	4	0	2
Sept./Oct.	.214	14	3	0	1	.200	35	7	3	7
Before ASB	.269	108	29	8	18	.255	141	36	8	21
After ASB	.185	65	12	2	6	.186	86	16	5	12

MINOR'S STATISTICAL BREAKDOWN

	2002					CAREER				
	AVG	AB	H	HR	RBI	AVG	AB	H	HR	RBI
Home	.202	84	17	3	11	.197	122	24	5	18
Road	.270	89	24	7	13	.267	105	28	8	15
Day	.136	81	11	3	8	.146	103	15	5	13
Night	.136	81	11	3	8	.298	124	37	8	20
Grass	.212	156	33	6	19	.210	210	44	9	28
Turf	.471	17	8	4	5	.471	17	8	4	5
vs. LHP	.250	44	11	3	10	.239	46	11	3	10
vs. RHP	.233	129	30	7	14	.227	181	41	10	23
RISP	.185	54	10	0	10	.219	64	14	1	16
Bases Loaded	.250	8	2	0	3	.222	9	2	0	3
as Pinch Hitter	.147	34	5	0	2	.167	48	8	2	6
as DH	.667	9	6	2	3	.667	9	6	2	3

CAREER TRANSACTIONS

- Selected by San Francisco in 12th round of June 1996 draft. Signed by Mike Keenan.
- Placed on Disabled List March 28-April 9, 2001 with left patella tendinitis.
- Placed on Disabled List April 6-22, 2002 (including rehabilitation assignment with Fresno April 12-21) with left patella tendinitis.

Career Highs

- **Most Hits:** 4 (twice), last: July 2, 2002 at Colorado
- **Most RBI:** 5, July 2, 2002 at Colorado
- **Most Home Runs:** 2, July 2, 2002 at Colorado
- **Career Grand Slams:** none
- **Longest Hitting Streak:** 4 games (3 times), last: July 18-25, 2002

Damian Moss

LEFT-HANDED PITCHER



Birthdate: November 24, 1976

2003 Opening Day Age: 26

Birthplace: Darlinghurst, Australia

Resides: Dublin, Georgia

Bats: Right **Throws:** Left **Height:** 6-0 **Weight:** 187

M.L. Service: 3 years, 79 days

How Obtained: Acquired from Atlanta with minor league RHP Merkin Valdez in exchange for RHP Russ Ortiz, Dec. 17, 2002.

Contract Status: Signed through 2003

CAREER...26-year old left-hander was acquired by SF with minor league RHP Merkin Valdez in exchange for RHP Russ Ortiz Dec. 17, 2002...native of Darlinghurst, Australia becomes 1st Australian-born player in Giants franchise history...is one of only 16 Australians to play Major League Baseball...southpaw has been impressive in brief ML career, logging 12-6 mark with 3.40 ERA in 38 games (30 starts)...has held opposing hitters to .215 batting avg. against, allowing just 143 safeties (in 664 at-bats) over 188.0 career big league innings...in fact, has yielded just 822 hits in 985.0 lifetime professional innings (majors and minors) and has never surrendered more hits than innings in any single season...enjoyed successful 7-year stint in Braves' minor league ranks, fashioning 3.88 ERA while striking out 805 batters in 797.0 innings over 153 games (147 starts)...originally signed by Atlanta as non-drafted free agent July 1, 1993, broke in with Braves during 2001 season...

2002 SEASON...had impressive rookie season with Atlanta, finishing 12-6 with 3.42 ERA for most victories by Braves rookie pitcher since Craig McMurtry won 15 in 1983...was named to ML Rookie All-Star team by both TOPPS and *Baseball Digest*...held opposing hitters to .221 batting avg. against (140-for-663), 5th-best mark in NL...held left-handed hitters to just 17 hits in 103 at-bats (.165)...ranked among top NL rookie hurlers in ERA (3rd), wins (T-4th), games started (29, 4th), innings (179.0, 3rd), strikeouts (111, 6th), winning pct. (.667, 1-3rd) and opponents batting avg. against (2nd)...ranked 3rd in senior circuit by allowing only 7.03 hits per 9.0 innings, and matched LA's Odalis Perez for league lead with 9 pickoffs...Braves won 21 of his 29 starts, while he allowed 2-or-fewer earned runs in 20 of those outings...permitted 2-or-fewer hits in 7 of his 29 opening assignments...began season with 6-straight no decisions, including May 3 effort vs. St. Louis when he tossed 7.0 no-hit innings in eventual 2-1, 11-inning Atlanta triumph...became 1st Braves pitcher to complete 7.0 no-hit innings in game since Greg Maddux carried no-no into 8th inning at Houston May 28, 1995...recorded 1st ML win May 9 at Turner Field, beating LA 6-2...worked 5.0 innings against Dodgers, allowing 2 earned runs...was unbeaten over 6-start span July 19-Aug. 15, going 3-0 with 1.94 ERA (9er, 41.2ip)...in fact, over 1st 4 starts of stretch (through Aug. 4), went 3-0 with microscopic 0.32 ERA (1er, 28.0ip)...was excellent down stretch, going 4-0 with 3.29 ERA (10er, 27.1ip) over 5-start stretch Aug. 25-Sept. 15...made 4 relief outings on year and did not allow earned run in 4.0 innings...made pair of relief appearances in NLDS vs. Giants, tossing 3.0 innings and allowing 1 earned run on 2 hits (1bb,3so)...struck out Jeff Kent and Benito Santiago as part of perfect frame in post season debut...

2001...spent majority of season with triple-A Richmond, and was club's Opening Day starter...was named International League's Pitcher of Week following dominating 3-start performance April 5-15 in which he did not allow run over 16.0 frames (9h,5bb,23so)...was leading IL in ERA (0.41) and strikeouts (30) when recalled to Atlanta April 25...made ML debut in relief April 26 at Arizona...pitched 3.0-innings of 1-hit, scoreless relief in 7-5 win over St. Louis May 6...overall, appeared in 4 games in relief before being placed on 15-day Disabled List May 11 with circulatory problem in left arm...made 3 appearances (2 starts) with single-A Greenville while on rehabilitation assignment, tossing 9.0 innings with 3.00 ERA...activated from DL and optioned to Richmond June 19...posted 4-4 mark with 4.05 ERA after returning to triple-A level...was on Disabled List Aug. 3-12 with gluteus maximus strain, missing 2 starts...recalled to Atlanta Sept. 1...only appearance after recall was 1st ML start Oct. 7 vs. Florida, in which he received no decision in 4-2 loss...during his 2 stints with Atlanta, held opponents to miniscule .097 batting avg. against (3-for-31)...**2000**...was with Richmond for entire campaign...ranked 3rd in International League with 3.14 ERA, while placing 4th in strikeouts (123) and 5th in innings pitched (160.2)...tied for league lead with 28 starts...led circuit with 106 walks, ranking 3rd on Richmond franchise single-season list...posted 9-6 record while allowing 3 or fewer earned runs in 25 of his 28 starts...was R-Braves' sole selection to participate in Triple-A All-Star Game in Rochester July 12...**1999**...went winless in 12 starts for class-A Macon in return to action after missing all of 1998 because of bone spurs in left elbow...however, pitched better than record indicated, allowing only 33 hits in 41.2 innings pitched, with 15 walks and 49 strikeouts...participated in extended Spring Training until mid-May, then, after being activated from Disabled List, notched 4 solid starts in which he surrendered only 1 run on 7 hits while fanning 22 in 13.0 innings...promoted to double-A Greenville Aug. 1...**1998**...missed entire season while rehabilitating from 1997 arthroscopic surgery on left elbow (bone spurs)...underwent Tommy John surgery June 24...**1997**...in 1st full year at double-A level, went 6-8 with 5.35 ERA in 21 games (19 starts)...fanned 116 batters in 112.2 innings, ranking 2nd in Southern League in strikeouts per 9.0 frames at 9.12...held left-handed batters to .213 batting avg. against...was placed on Disabled List May 2-11 with back spasms...was placed on Disabled List Aug. 6 and missed remainder of season after having arthroscopic surgery on left elbow...**1996**...at age of 19, dominated Carolina League with 9-1 record and 2.25 ERA in 14 starts for single-A Durham...at time of promotion to Greenville June 19, led circuit in wins, ranked 2nd in strikeouts (89) and 3rd in ERA...had combined 3.36 ERA, 2nd-best in Braves' system, while his 11 combined wins were tied for 2nd in organization...selected to HOWE SportsData All-Teenager team...named to Carolina League All-Star team and tossed 2.0-scoreless innings in contest vs. California League...**1995**...went 9-10 with 3.56 ERA in 27 starts for Macon...ranked 4th among all minor league pitchers and tied for South Atlantic League lead with 177 strikeouts in 149.1 innings...had 2nd-best strikeouts-to-innings pitched ratio among all minor league hurlers at 10.67 punchouts per 9.0 frames...**1994**...began pro career in rookie ball with Danville...struck out 77 batters in 60.1 innings, allowing only 30 hits...

PERSONAL...is 1994 graduate of Liverpool Boys (Sydney, Australia) High School, where he played rugby and cricket...married (Emilie)...

DAMIAN JOSEPH MOSS

Year	Club	W-L	ERA	G	GS	CG	SH	SV	IP	H	R	ER	HR	HB	BB	SO	WP	BK
1994	Danville	2-5	3.58	12	12	1	1	0	60.1	30	28	24	1	14	55	77	12	3
1995	Macon	9-10	3.56	27	27	0	0	0	149.1	134	73	59	13	12	70	177	14	5
1996	Durham	9-1	2.25	14	14	0	0	0	84.0	52	25	21	9	2	40	89	7	2
	Greenville	2-5	4.97	11	10	0	0	0	58.0	57	41	32	5	3	35	48	12	0
1997	Greenville	6-8	5.35	21	19	1	0	0	112.2	111	73	67	13	9	58	116	14	2
1998									—Injured, Did Not Play—									
1999	Macon	0-3	4.32	12	12	0	0	0	41.2	33	20	20	8	4	15	49	2	1
	Greenville	1-3	8.54	7	7	0	0	0	32.2	50	33	31	6	2	21	22	8	0
2000	Richmond	9-6	3.14	29	28	0	0	0	160.2	130	67	56	14	6	106	123	10	2
2001	Richmond	5-4	3.15	17	16	0	0	0	88.2	75	34	31	10	3	38	94	5	0
	Atlanta	0-0	3.00	5	1	0	0	0	9.0	3	3	3	1	0	9	8	1	0
	Greenville	0-1	3.00	3	2	0	0	0	9.0	7	3	3	3	0	0	10	0	0
2002	Atlanta	12-6	3.42	33	29	0	0	0	179.0	140	80	68	20	6	89	111	13	2
Minor Totals		43-46	3.88	153	147	2	1	0	797.0	679	397	344	82	55	438	805	84	15
M.L. Totals		12-6	3.40	38	30	0	0	0	188.0	143	83	71	21	6	98	119	14	2

MOSS' M.L. BATTING

		AVG	G	AB	R	H	2B	3B	HR	RBI	SH	SF	HP	BB	SO	SB	CS	E
---	2002	.100	33	50	2	5	1	0	0	2	6	0	0	4	24	0	0	2
---	Career	.098	38	41	2	5	1	0	0	2	6	0	0	5	25	0	0	3

LAST HOME RUN: None

DIVISION SERIES RECORD

Year	Club	W-L	ERA	G	GS	CG	SH	SV	IP	H	R	ER	HR	HB	BB	SO	WP	BK
2002	ATL vs. SF	0-0	3.00	2	0	0	0	0	3.0	2	1	1	0	0	1	3	0	0

MOSS VS. MAJOR LEAGUE TEAMS

2002		NL					CAREER					2002					AL					CAREER							
W-L	S	ERA	G	IP	H	ER	W-L	S	ERA	G	IP	H	ER	W-L	S	ERA	G	IP	H	ER	W-L	S	ERA	G	IP	H	ER		
0-0-0	1.80	1	5.0	2	1	Arizona	0-0-0	3.00	3	6.0	3	2	---	---	---	---	---	---	---	---	---	---	---	---	---	---	---	---	
---	---	---	---	---	---	Atlanta	---	---	---	---	---	---	---	---	---	---	---	---	---	---	---	---	---	---	---	---	---	---	
0-0-0	0.00	1	1.0	1	0	Chicago	0-0-0	0.00	1	1.0	1	0	---	---	---	---	---	---	---	---	---	---	---	---	---	---	---	---	
0-1-0	6.75	1	6.2	5	5	Cincinnati	0-1-0	6.75	1	6.2	5	5	1-0-0	1.50	1	6.0	2	1	Chicago	1-0-0	1.50	1	6.0	2	1	---	---	---	---
0-0-0	1.35	1	6.2	7	1	Colorado	0-0-0	1.35	1	6.2	7	1	---	---	---	---	---	---	Cleveland	---	---	---	---	---	---	---	---	---	
2-1-0	3.92	4	20.2	14	9	Florida	2-1-0	4.01	5	24.2	15	11	0-0-0	0.00	1	1.0	0	0	Detroit	0-0-0	0.00	1	1.0	0	0	---	---	---	---
0-0-0	7.94	1	5.2	10	5	Houston	0-0-0	7.94	1	5.2	10	5	---	---	---	---	---	---	Kansas City	---	---	---	---	---	---	---	---	---	
2-0-0	3.48	2	10.1	13	4	Los Angeles	2-0-0	3.48	2	10.1	13	4	1-0-0	0.00	1	7.0	2	0	Minnesota	1-0-0	0.00	1	7.0	2	0	---	---	---	---
1-0-0	1.29	1	7.0	2	1	Milwaukee	1-0-0	1.13	2	8.0	2	1	---	---	---	---	---	---	New York	---	---	---	---	---	---	---	---	---	
2-2-0	5.26	4	25.2	21	15	Montreal	2-2-0	5.26	4	25.2	21	15	---	---	---	---	---	---	Oakland	---	---	---	---	---	---	---	---	---	
0-0-0	6.60	4	15.0	21	11	New York	0-0-0	6.60	4	15.0	21	11	---	---	---	---	---	---	Seattle	---	---	---	---	---	---	---	---	---	
2-0-0	0.66	3	13.2	10	1	Philadelphia	2-0-0	0.66	3	13.2	10	1	---	---	---	---	---	---	Tampa Bay	---	---	---	---	---	---	---	---	---	
1-0-0	0.00	1	7.0	4	0	Pittsburgh	1-0-0	0.00	1	7.0	4	0	0-0-0	11.57	1	4.2	7	6	Texas	0-0-0	11.57	1	4.2	7	6	---	---	---	---
0-0-0	0.00	2	15.0	1	0	St. Louis	0-0-0	0.00	3	18.0	2	0	---	---	---	---	---	---	Toronto	---	---	---	---	---	---	---	---	---	
0-1-0	4.50	1	6.0	7	3	San Diego	0-1-0	4.50	1	6.0	7	3	2-0-0	3.37	4	18.2	11	7	Interleague	2-0-0	3.37	4	18.2	11	7	---	---	---	---
0-1-0	3.00	2	15.0	11	5	San Francisco	0-1-0	3.00	2	15.0	11	5	---	---	---	---	---	---	---	---	---	---	---	---	---	---	---	---	

MOSS' CAREER IN BALLPARKS

	W-L	S	ERA	G	IP	H	ER		W-L	S	ERA	G	IP	H	ER
at Bank One	0-0-0	9.00	2	1.0	1	1	1	at Edison	---	---	---	---	---	---	---
Turner	5-2-0	3.26	19	85.2	52	31	31	Camden	---	---	---	---	---	---	---
Wrigley	---	---	---	---	---	---	---	Fenway	---	---	---	---	---	---	---
Cinergy	0-1-0	6.75	1	6.2	5	5	5	Comiskey	---	---	---	---	---	---	
Coors	0-0-0	1.35	1	6.2	7	1	1	Jacobs	---	---	---	---	---	---	
Pro Player	2-0-0	1.50	2	12.0	5	2	2	Comerica	---	---	---	---	---	---	
Minute Maid	0-0-0	7.94	1	5.2	10	5	5	Kauffman	---	---	---	---	---	---	
Dodger	1-0-0	3.38	1	5.1	9	2	2	Metrodome	1-0-0	0.00	1	7.0	2	0	
Miller	---	---	---	---	---	---	---	Yankee	---	---	---	---	---	---	
Olympic	1-1-0	5.27	2	13.2	11	8	8	Net. Assoc.	---	---	---	---	---	---	
Shea	0-0-0	5.14	2	7.0	10	4	4	SAFECO	---	---	---	---	---	---	
Veterans	2-0-0	0.71	2	12.2	10	1	1	Tropicana	---	---	---	---	---	---	
PNC	---	---	---	---	---	---	---	Ballpark	0-0-0	11.57	1	4.2	7	6	
Busch	0-0-0	0.00	1	7.0	0	0	0	SkyDome	---	---	---	---	---	---	
Qualcomm	0-1-0	4.50	1	6.0	7	3	3	---	---	---	---	---	---	---	
Pacific Bell	0-1-0	2.57	1	7.0	7	2	2	---	---	---	---	---	---	---	

MOSS BY MONTH

	2002						CAREER					
	W-L-S	ERA	G	IP	H	ER	W-L-S	ERA	G	IP	H	ER
In	0-0-0	3.38	5	24.0	15	9	0-0-0	3.60	7	25.0	16	10
March/April												
May	2-1-0	2.05	5	30.2	23	7	2-1-0	1.82	7	34.2	24	7
June	2-1-0	4.26	5	25.1	16	12	2-1-0	4.26	5	25.1	16	12
July	3-2-0	3.48	6	33.2	21	13	3-2-0	3.48	6	33.2	21	13
August	2-1-0	3.07	6	41.0	35	14	2-1-0	3.07	6	41.0	35	14
Sept./Oct.	3-1-0	4.81	6	24.1	30	13	3-1-0	4.77	7	28.1	31	15
Before ASB	4-3-0	3.38	17	88.0	60	33	4-3-0	3.29	21	93.0	62	34
After ASB	8-3-0	3.46	16	91.0	80	35	8-3-0	3.51	17	95.0	81	37

MOSS' STATISTICAL BREAKDOWN

	2002						CAREER					
	W-L-S	ERA	G	IP	H	ER	W-L-S	ERA	G	IP	H	ER
Season	12-6-0	3.42	33	179.0	140	68	12-6-0	3.40	38	188.0	143	71
Home	5-2-0	3.36	16	77.2	50	29	5-2-0	3.26	19	85.2	52	31
Road	7-4-0	3.46	17	101.1	90	39	7-4-0	3.52	19	102.1	91	40
Day	2-2-0	4.03	7	38.0	31	17	2-2-0	3.80	9	45.0	33	19
Night	10-4-0	3.26	26	141.0	109	51	10-4-0	3.27	29	143.0	110	52
Starter	12-6-0	3.50	29	175.0	135	68	12-6-0	3.52	30	179.0	136	70
Reliever	0-0-0	0.00	4	4.0	5	0	0-0-0	1.00	8	9.0	7	1

MOSS' CAREER FIELDING

Position	PCT.	G	PO	A	E	TC	DP	PB
Pitcher	.935	38	5	38	3	46	3	—

CAREER TRANSACTIONS


- Signed with Atlanta as non-drafted free agent July 1, 1993.
- Placed on 15-day Disabled List May 11-June 19, 2001 (including rehabilitation assignment to Greenville) with circulatory problem in left arm.
- Traded to San Francisco with RHP Merkin Valdez in exchange for RHP Russ Ortiz, Dec. 17, 2002.

Career Highs

- **Low-Hit Game:** No career complete games
- **Innings Pitched - Starter:** 8.0 (3 times), last: Aug. 30, 2002 at Montreal (with Atlanta)
Reliever: 3.0, May 6, 2001 vs. St. Louis (with Atlanta)
- **Most Strikeouts:** 8, June 12, 2002 at Minnesota (with Atlanta)
- **Winning Streak:** 4 games, Aug. 25-Sept. 15, 2002
- **Losing Streak:** 2 games, July 2-14, 2002

Joe Nathan

RIGHT-HANDED PITCHER



Birthdate: November 22, 1974

2003 Opening Day Age: 28

Birthplace: Houston, Texas

Resides: Chandler, Arizona

Bats: Right **Throws:** Right **Height:** 6-4 **Weight:** 205

M.L. Service: 1 year, 120 days

How Obtained: Giants' #6 selection in June 1995 draft.

Contract Status: Signed through 2003

CAREER...young, hard-throwing right-hander completed comeback from shoulder surgery, returning to majors in Sept. 2002 after spending all of 2001 campaign in minor leagues...underwent arthroscopic surgery on right shoulder immediately following 2000 regular season (Oct. 2)...procedure was preformed by Dr. Lewis Yocum in Los Angeles...owns 12-5 mark with 4.60 ERA (83er, 162.1ip) in 29 Major League starts...is 10-4 with 4.69 ERA (73er, 140.0ip) in his last 25 Major League starts, dating back to final 10 assignments of 1999...during stretch, has limited opponents to .245 batting avg. (130-for-531)...has yielded 3 earned runs-or-less in 19 of his 29 career starts (65.6%)...has logged 6.0-or-more innings in 18 of his 29 career starts (62.1%)...in 14 career relief appearances, is 0-1 with save and 4.68 ERA (13er, 25.0ip)...has been highly effective at Pacific Bell Park, logging 3-0 mark with 2.49 ERA (14er, 50.2ip) in 12 lifetime outings...burst onto Major League scene in 1999, going 7-4 with Giants to become 1st SF rookie to win more than 4 games in debut campaign since Osvaldo Fernandez went 7-13 in 1996...made meteoric rise through organization following conversion from shortstop to pitcher in 1997...after disappointing tenure as SS, quit baseball in 1996 to finish college degree at SUNY Stony Brook...returned to Giants following year as hurler and was tabbed as 7th best prospect in California League by *Baseball America* in 1998, then was in big league rotation next campaign...was originally Giants' 6th pick in 1995 draft...

2002 SEASON...spent all of triple-A season with Fresno, but earned Sept. callup to complete comeback from 2000 arthroscopic surgery on right shoulder...made 3 relief appearances with SF, working 3.2-scoreless innings and retiring 11 of 12 batters faced (1h,2so)...initial ML outing of campaign came Sept. 11 vs. LA, marking 1st big league appearance in exactly 2 years (Sept. 11, 2000 at Houston)...fired perfect 9th inning against Dodgers, retiring Eric Karros, Adrian Beltre and Mark Grudzielanek...also worked scoreless frames Sept. 14 vs. San Diego and Sept. 19 at LA, before tossing 0.2-inning in regular season finale Sept. 29 vs. Houston...made 31 appearances, including club-high 25 starts, at Fresno, going 6-12 with 5.60 ERA...ranked 2nd on Grizzlies staff in innings pitched (146.1) and 3rd in strikeouts (117)...worked at least 6.0 innings in 13 of 25 starts...was outstanding in April, logging perfect 4-0 mark with 2.83 ERA (9er, 28.2ip) in 5 starts to earn Fresno's Player of Month honors...

2001...spent full season in minors...split campaign between Fresno and double-A Shreveport as he battled back from shoulder surgery following 2000 campaign...combined to go just 3-12 with 7.29 ERA (88er, 108.2ip) in 31 games (17 starts)...struggled as starter with both clubs before posting 2.70 ERA (8er, 26.2ip) in his last 14 outings of year out of bullpen with Shreveport...was 1-9 with 8.78 mark (80er, 82.0ip) in his 17 starting assignments on campaign...was optioned to Fresno March 26...struggled during his stint with Grizzlies, going 0-5 with 7.77 ERA (40er, 46.1ip) in 10 starts...surrendered .333 batting avg. (63-for-189) and 13 home runs...was transferred to Shreveport June 5...worked out of Swamp Dragons' rotation over 1st 7 outings, going 1-4 with 10.09 ERA (40er, 35.2ip)...was moved to bullpen in July and responded by allowing runs in just 4 of his 14 relief efforts...in fact, fashioned 1.80 mark (2er, 10.0ip) in his final 6 outings...**2000**...had promising season cut short due to shoulder ailment, logging 2 different stints on Disabled List (May 17-June 6 and July 14-Aug. 18)...despite injuries, posted 5-2 mark with 5.11 ERA (46er, 81.0ip) in 15 starts, while yielding .252 batting average (76-for-302)...in 5 relief appearances, had no record with 5.84 ERA (8er, 12.1ip) and .277 batting average against (13-for-47)...yielded 3 earned runs-or-less in 10

of 15 (66.7%), while working 6.0-or-more innings 9 times in 15 opening assignments (60.0%)...posted 3-0 ledger with 2.63 ERA (14er, 48.0ip) in 9 games (7 starts) at Pac Bell Park with opponents hitting just .206 (35-for-170) with 2 HRs...made just 2 starts in 2nd Half after going on DL July 14-Aug. 18 with right shoulder inflammation...marked 2nd time on DL, missing May 17-June 6 with right shoulder tendinitis...appeared 4 times in relief after Aug. 18 activation, logging 12.1ip while yielding 5er (3.65 ERA)...made 3 rehab starts with Fresno during last disablement, going 0-2 with 4.40 ERA (7er, 14.1ip)...lasted only 1.0 frame in his last start prior to being placed on DL, July 13 vs. Oakland...had trouble getting loose after working out of bases-loaded jam...was on DL May 17-June 6 with tendinitis in right shoulder...made 2 rehab starts (1 with San Jose and 1 with Bakersfield), going 1-1 with 4.35 ERA (5er, 10.1ip)...went 5-for-32 (.156) with 2 HRs and 3 RBI as hitter...clubbed HRs off Cincinnati's Denny Reyes (June 12) and Colorado's Masato Yoshii (June 29)...**1999**...spent almost half season with San Francisco and proved to be one of club's most successful starters down stretch...in 13 Major League starts, went 7-3 with 4.09 ERA (37er, 81.1ip)...also made 5 relief appearances, going 0-1 with save and 5.00 ERA (5er, 9.0ip)...logged 3 different stints with Giants (April 20-June 1, Aug. 4, and Aug. 16-end of season)...was 5-2 with 4.10 ERA (27er, 59.1ip) in 10 starts during final recall...logged 6.0 or more innings in 9 of 14 starts for Giants, including one 8.0-frame effort and three 7.0-inning outings...yielded 3 earned runs or less in 9 of 14 starts for SF (64.3%)...was recalled from Shreveport April 20, taking roster spot of Barry Bonds, who was placed on Disabled List after undergoing left elbow surgery...took rotation spot of disabled Mark Gardner...won Major League debut April 21 vs. Florida, tossing 7.0-scoreless innings in 4-0 victory...became 1st Giant starter to toss at least 7.0-shutout frames in big league debut since Mike Remlinger tossed 3-hit whitewashing of Pirates June 15, 1991...won each of 1st 2 ML outings to become 1st SF pitcher to do so since Fernandez in 1996...however, received no decision May 3 at Pittsburgh, in eventual 9-8 Giants loss...left with 7-4 advantage, but Pirates plated 4 runs in 9th off Robb Nen to register victory...earned 1st ML save May 16 at Houston, working scoreless 11th to preserve 5-4 victory...struck out Jeff Bagwell with runner on 3rd base to close out contest...made triumphant return to big leagues Aug. 16, defeating Montreal 7-4...also registered his 1st 2 Major League hits, singles off Tony Armas, Jr...hit .179 (5-for-28) with 2B and RBI on big league level...in 2 starts for Shreveport, went 0-1 with 3.12 ERA...was sent to Fresno, where he logged 6-4 ledger with 4.46 ERA in 13 starts from June 1-Aug. 16...**1998**...made great strides in 2nd season on mound, splitting campaign between single-A San Jose and Shreveport...finished 4th in California League with 3.32 ERA while with San Jose...his 128 combined strikeouts were 4th in organization...shared Giants' Player of Month honors for San Jose in June by going 3-1 with 1.14 mark (4er, 31.2ip) and 37 strikeouts...was also tabbed Howe Sportsdata California League Pitcher of Week for June 8-14 when he allowed no earned runs in 3 consecutive starts June 3-14 (19.0ip, 9h, 1r, 0er, 7bb, 24so)...was promoted to Shreveport in July, going 1-1 with 3.60 ERA (4er, 10.0ip) in 2 starts before returning to San Jose...after making 3 starts for Giants, he returned to double-A and lost each of his 2 starts for Captains (18.56 ERA)...**1997**...made transition to pitcher and appeared in 18 games (5 starts) for rookie-league Salem-Keizer...ranked 2nd in Northwest League with 2.47 ERA...was 3rd on Volcanoes in games (18) and 4th in innings (62.0)...opened year as reliever, going 0-1 with 2 saves and 2.08 ERA (7er, 30.1ip) over 13 outings...started each of last 5 outings, posting 2-0 mark with 2.84 ERA (10er, 31.2ip)...**1996**...did not play, returning to finish his college degree at SUNY Stony Brook...**1995**...opened his professional career at rookie-level Bellingham as shortstop...was named Howe Sportsdata Player of Week for Northwest League July 31-Aug. 6 after going 7-for-17 with 2 HRs and 5 RBI...finished season with 3 HRs and 20 RBI...

A GIANT IN THE COMMUNITY...has been involved with number of community endeavors during time with Giants...has filmed public service announcement for Giants public transit program...is also Giants spokesman for Giants/Pacific Bell and Norel Networks Summer Reading Program...participates in club's offseason Care-A-Van, visiting youth groups, schools and hospitals throughout Northern and Central California...has been active in Giants Rewards program and Giants Kids Club activities...

PERSONAL...graduated from Pine Bush (Circleville, NY) High School in 1992...lettered in baseball, basketball and track & field...attended SUNY Stony Brook (Stony Brook, NY)...hit .394 with 8 HRs and 39 RBI in 38 games for Seawolves during his senior year while leading club to NCAA Division III playoffs...was 2-time Academic All-America...married (Lisa, Nov. 16, 2002)...

NATHAN BY MONTH

	2002						CAREER					
	W-L-S	ERA	G	IP	H	ER	W-L-S	ERA	G	IP	H	ER
In	---	---	---	---	---	---	3-0-0	3.35	7	43.0	33	16
March/April	---	---	---	---	---	---	1-2-1	6.57	8	24.2	27	18
May	---	---	---	---	---	---	2-1-0	3.94	5	32.0	31	14
June	---	---	---	---	---	---	1-0-0	4.50	3	10.0	9	5
July	---	---	---	---	---	---	2-2-0	4.03	7	29.0	28	13
August	0-0-0	0.00	4	3.2	1	0	3-1-0	6.35	13	48.2	46	30
Sept./Oct.	---	---	---	---	---	---	7-3-1	4.39	22	108.2	99	53
Before ASB	0-0-0	0.00	4	3.2	1	0	5-3-0	4.92	21	78.2	75	43
After ASB												

NATHAN'S STATISTICAL BREAKDOWN

	2002						CAREER					
	W-L-S	ERA	G	IP	H	ER	W-L-S	ERA	G	IP	H	ER
Season	0-0-0	0.00	4	3.2	1	0	12-6-1	4.61	43	187.1	174	96
Home	0-0-0	0.00	3	2.2	1	0	7-3-0	3.14	21	94.2	76	33
Road	0-0-0	0.00	1	1.0	0	0	5-3-1	6.12	22	92.2	98	63
Day	0-0-0	0.00	2	1.2	0	0	7-2-0	4.39	21	92.1	88	45
Night	0-0-0	0.00	2	2.0	1	0	5-4-1	4.83	22	95.0	86	51
Starter	---	---	---	---	---	---	12-5-0	4.60	29	162.1	150	83
Reliever	0-0-0	0.00	4	3.2	1	0	0-1-1	4.68	14	25.0	24	13

NATHAN'S CAREER FIELDING

Position	PCT.	G	PO	A	E	TC	DP	PB
Pitcher	1.000	43	11	24	0	35	0	---

CAREER TRANSACTIONS

- Selected by San Francisco in 6th round of June 1995 draft. Signed by Alan Marr.
- Placed on Disabled List May 17-June 6, 2000 (including rehabilitation assignment with San Jose, May 31-June 6) with right shoulder tendinitis.
- Placed on Disabled List July 14-Aug. 19, 2000 (including rehabilitation assignment with Fresno, Aug. 18) with right shoulder tightness.

Career Highs

- **Low-Hit Game:** No complete games
- **Innings Pitched - Starter:** 8.0 (3 times), last: July 5, 2000 vs. Colorado
Reliever: 4.0, Aug. 29, 2000 at Pittsburgh
- **Most Strikeouts:** 9, April 6, 2000 at Florida
- **Winning Streak:** 3 games, Sept. 2-17, 1999
- **Losing Streak:** 1 game (6 times), last: June 29, 2000

Robb Nen

RIGHT-HANDED PITCHER



Birthdate: November 28, 1969

2003 Opening Day Age: 33

Birthplace: San Pedro, California

Resides: Coto de Caza, California

Bats: Right **Throws:** Right **Height:** 6-5 **Weight:** 222

M.L. Service: 10 years

How Obtained: Acquired from Florida in exchange for RHPs Joe Fontenot, Mike Villano and Mick Pageler, Nov. 18, 1997.

Contract Status: Signed through 2003 with player option for 2004 (signed 2-year contract Sept. 1, 2000; exercised player option for 2003 season October 2002)

CAREER...3-time All-Star is among best closers in baseball and is laying claim as one of premier stoppers ever...at 32 years of age, is youngest hurler to reach 300-save plateau, as his 314 career rescues ranks 11th all-time...owns 85.3% lifetime save percentage, having converted 314-of-368 opportunities...since joining Giants prior to 1998 campaign, has amassed franchise-record 206 saves (breaking former mark of 199 held by Rod Beck)...total is also 2nd-highest total in majors over span (behind SD's Trevor Hoffman, 217)...has compiled ML-best 112 saves (127 chances) since 2000 All-Star Break...with 43 saves in 2002, became just 4th pitcher in ML history to have 4 separate 40-save campaigns, joining Hoffman (5) Dennis Eckersley (4) and John Wetteland (4)...also became 1st pitcher in franchise history to post 3-consecutive 40-save seasons (career-high 45 in 2001 and 41 in 2000), while adding to his own club record with his 4th 40-save campaign (40 in 1998)...ranks 3rd all-time with 11 career post season saves, trailing only Mariano Rivera (25) and Eckersley (15)...is 9-time Rolands Relief Man Award monthly winner, 3rd most all-time (behind Lee Smith's 13 and Eckersley's 11)...has reached 30-save plateau for 7-consecutive seasons, 2nd-longest such streak in ML history (behind Hoffman's 8-year run from 1995-02)...is 2nd pitcher in Giants' franchise history to record at least 20 saves in 5-straight years (Rod Beck, 1993-97)...leads NL with 513 relief appearances since start of 1996 campaign...originally Texas' 32nd round pick in 1987 draft...dealt to Florida, where he established Marlins' franchise records in career saves (108) and appearances (268)...

300 Save Club

Rank	Player	No.
1.	Lee Smith	478
2.	John Franco*	422
3.	Dennis Eckersley	390
4.	Jeff Reardon	367
5.	Trevor Hoffman*	352
6.	Randy Myers	347
7.	Rollie Fingers	341
8.	John Wetteland	330
9.	Roberto Hernandez*	320
10.	Rick Aguilera	318
11.	Robb Nen*	314
12.	Tom Henke	311
13.	Goose Gossage	310
14.	Jeff Montgomery	304
15.	Doug Jones	303
16.	Bruce Sutter	300

*Denotes active player

2002 SEASON...enjoyed yet another stellar campaign, posting 43 saves to earn All-Star status for 3rd time and become 4th pitcher in baseball history to have 4 separate 40-save seasons...43 rescues represented 2nd-highest total in his career and 3rd-best mark in franchise history...put together post season that ranks among best ever for closers...7 saves tied NYY's John Wetteland (1996) and ANA's Troy Percival (2002) for most rescues in single playoffs...was scoreless in 9 of 10 October outings, allowing just 1 run in 9.0 innings...closed out 5 of SF's 7 victories to reach World Series, then had pair of saves in Fall Classic...finished season ranked 5th in NL with 43 saves (in 51 opportunities), while tying for 3rd in NL Rolands Relief Man points with 122 (ATI's John Smoltz was champion with 164)...was unscored upon in 53 of 68 efforts (77.9%)...entered in 8th inning on 8 different occasions, converting 7 of 8 save chances while logging combined 10.2ip (2er, 1.69 ERA)...had trio of memorable saves, with 1st coming April 29 as he preserved 8-5 SF win over

Philly on day his wife, Jendy, gave birth to couple's 2nd daughter, Rylee Brooke...became 16th pitcher to reach 300-save milestone when he closed out 11-10 victory over Cubs Aug. 6 at Pac Bell...worked final 1.1 innings to end SF's 6-5 triumph over LA Sept. 9, recording 200th save in Giants uniform to establish new franchise record...also notched longest save in over 7 years July 6 at Arizona, blanking Diamondbacks over final 2.0 frames (3h,0bb,2so) to preserve 3-2 SF victory...dominated down stretch, helping Giants to playoff berth by converting his last 9 save attempts and 14 of his last 15 opportunities...collected 1st ML hit Sept. 9 vs. LA, singling off Dodgers' Paul Shuey...

All-Time Giants Save Leaders

Rank	Player	No.
1.	Robb Nen	206
2.	Rod Beck	199
3.	Gary Lavelle	127
4.	Greg Minton	125
5.	Randy Moffitt	83

2001...enjoyed best statistical season of stellar career...was named NL Fireman of Year by *The Sporting News*...led NL with career-high 45 saves (in 52 chances), while finishing 3rd in circuit in Roloids Relief Man standings with 121 points...45 saves were 2nd highest total in franchise history, behind 48 notched by Rod Beck in 1993...also paced NL with 71 games finished, while tying for 7th with career-high 79 appearances...overall, went 4-5 with 3.01 ERA (26er, 77.2ip)...held opponents to .203 batting average against (58-for-286), 7th lowest mark for senior circuit relief hurlers...moved into 16th place on all-time ML save list and into 2nd place in franchise annals during season...passed Greg Minton for 3rd place in Giants history with 8th save of campaign (126th as Giant) by closing out 4-2 win May 4 at Philadelphia...recorded 127th SF save (10th of season) May 19 at Atlanta, firing perfect 9th frame to preserve 6-3 triumph over Braves and move past Gary Lavelle on franchise list...struck out side in perfect 9th frame to close out 3-2, Opening Day triumph over San Diego for 29th consecutive save (dating to July 2000)...save streak ended with blown chance in eventual 8-7 SF win April 4 vs. Padres, however, earned victory when SF plated run in bottom of 9th...converted 8-straight save opportunities over 15 outings April 11-May 5, while forging 1.20 ERA (2er, 15.0ip)...was 13-for-15 in save opportunities in June, 2nd highest save total for any month in career, behind only 14 in July 2000 (ML record for that month)...finished just 2 saves shy of all-time ML record for June (NYY's John Wetteland in 1996 and STL's Lee Smith in 1993)...won NL Roloids Relief Man Award for June with 33 points, highest total in majors (NYY's Mariano Rivera, 31) and 13 points more than closest senior circuit competitor (NYY's Armando Benitez, 20)...**2000**...after starting season slow due to his recovery from off-season arm surgery, Giants closer had incredible 2nd half to propel him to 4th-place finish in Cy Young voting...finished season tied for 3rd in NL with 41 saves (in 46 chances), 4 back of FLA's Antonio Alfonseca...of his 5 blown saves, SF won 3 of 5 contests...also tied for 2nd in NL with 63 games finished (5 behind NY's Armando Benitez)...his 1.50 ERA was best among NL relievers while his .162 (37-for-228) batting average against was 2nd among league's relievers...in 32 outings after All-Star Break, went 1-0 with 24 saves and 0.85 ERA (3er, 31.2ip)...converted final 28 straight save opportunities (last blown save: July 2 vs. LA)...28-save stretch was longest streak of year in majors...39th save of season helped Giants clinch NL West title as he recorded final 3 outs in SF's 8-7 triumph vs. Arizona, Sept. 21...however, had 27-outing (25.2ip) scoreless streak snapped by allowing 1er (2h,1so) in contest...induced fly-out to CF by Jay Bell to end game with tying run on 2nd base...2nd half numbers were fueled by historic July...established ML record for most saves in that month with his 14th on July 31 in Milwaukee...overall in July, was 2-0 with 0.60 ERA (1er, 16.0ip) and 14 saves (15 chances)...during month, yielded just 4 hits (.075 avg. against, 53 at-bats) while issuing just 3 walks and striking out 27...limited opposing hitters to .091 batting average (6-for-66) with runners in scoring position, lowest mark in NL...finished 3rd in National League Roloids Relief Man standings with 115 points (Alfonseca - 122; Benitez - 119)...prior to last 41 outings (since June 12), ranked 19th in Roloids standings and was tied for 12th in NL with just 8 saves...had not been listed among NL Roloids Relief Man leaders (top-10) all year until final week

Most N.L. Relief Appearances Last 7 Years

Rank	Player	'96	'97	'98	'99	'00	'01	'02	Total
1.	Robb Nen	75	73	78	72	68	99	68	513
2.	Dave Veres	68	53	63	73	71	71	70	469
3.	Trevor Hoffman	70	70	66	64	70	62	61	463

Most N.L. Saves Since 1998

Rank	Player	Saves
1.	Trevor Hoffman	217
2.	Robb Nen	206
3.	Jeff Shaw	152
4.	Billy Wagner	149
5.	Armando Benitez	139

of 1st half...recorded just 4 saves in each of season's 1st 3 months, ending June with 1-3 record and 12 saves (4 blown)...earned save in both games of split doubleheader July 4 vs. Colorado...became 1st Giants hurler to record 2 saves on 1 day since Minton turned trick August 24, 1984 at Shea Stadium vs. Mets...save in 2nd game was #200 for his career...logged 2.1-scoreless frames in 2 games of NLDS vs. Mets...**1999**...earned 2nd straight NL All-Star appointment, however had to decline invitation due to inflammation in right elbow...was plagued by elbow ailment much of year, finally being shut down last week of season...still managed to record 37 saves, tying for 5th in NL, just 4 behind MON's Ugueth Urbina who led with 41...finished 37-for-46 in save opportunities...ranked 7th in NL for Roloids Relief Man standings with 83 points, as HOU's Billy Wagner led circuit with 117...paced NL in games finished with 64, while team-high 72 appearances tied for 12th in league...however, had career highs in both blown saves (9) and losses (8), tying for NL-high in each category...finished season with career-high 7-game losing streak, beginning with June 26 defeat vs. Los Angeles and culminating with Sept. 25 setback vs. Arizona in final appearance of season...**1998**...was overpowering, registering 40 saves while garnering 1st All-Star selection in 1st season with Giants...yielded just 1.52 ERA and .180 opponents batting average against (59-for-327), also setting career standards in innings pitched (88.2) and strikeouts (110)...converted 40 of 45 save opportunities (88.9%), finishing 4th in N.L. in saves...was unscored upon in 62 of 78 appearances (79.5%)...won back-to-back N.L. Roloids Relief Man of Month Awards in May and June...worked 2.0-perfect frames in Giants' debut March 31 at Houston, striking out 5 of 6 batters faced...recorded 1st save with Giants April 4 vs. Diamondbacks, striking out side in 9th inning to preserve 5-3 triumph...posted 1st win with Giants April 7 in home opener vs. Houston, logging pair of perfect frames in SF's 5-4, 10-inning victory...worked 1.0 frame in Mid-Summer Classic July 7 in Colorado (3h,3r,1er)...notched save #40 Sept. 25 at Colorado, working perfect 9th inning as SF claimed share of wild-card lead for 1st time since July 17...suffered defeat Sept. 27 at Colorado, surrendering leadoff HR to Neifi Perez to snap 8-8 tie in bottom of 9th...did not work in Wild Card tie-breaker game Sept. 28 at Chicago...**1997**...completed 5th season with Florida as overpowering closer for Marlins' World Championship club... finished 2nd behind Cincinnati's Jeff Shaw in National League Roloids Relief Man standings with 9-3 record and 35 saves in 42 opportunities...ranked among league relief leaders in victories (tied for 1st with Pittsburgh's Marc Wilkins), games finished (2nd, 65) and saves (tied for 6th, 35)...converted 35-of-42 save opportunities...named Roloids NL Relief Pitcher of Month for June, when he converted 10-of-11 save opportunities while going 1-0 with 2.03 ERA...his 9 relief wins established record for most wins in season by Marlins reliever (Richie Lewis, 7 in '93)...allowed no earned runs in 7 of his 8 playoff appearances and garnered 1 victory and 4 saves...posted 1-0 mark while yielding no earned runs in 2 outings (2.0ip) against Giants in National League Division Series...hurled 2 perfect 1.0-inning stints in cashing in 2 saves vs. Atlanta in NLCS...appeared in 4 World Series games against Cleveland, notching 2 saves and finishing another Marlins' win...**1996**...became Marlins' career saves leader with 73 in his 4th season with Florida...tied for 6th in NL with 35 saves, 6th with 75 appearances and 2nd in games finished with 66...was 20-for-his-last-21 in save opportunities...averaged 10 strikeouts per 9.0 innings (92 SO, 83.0 IP)...named NL Roloids Relief Man winner in August (2-0, 9 saves and 1.04 ERA) and May (1-0, 7-for-7 in save opportunities)...logged 14th save and 52nd of career June 16 at Pittsburgh to become Marlins' all-time

Most Roloids Relief Man Points Since 1996

Rank	Player	'96	'97	'98	'99	'00	'01	Total
1.	Trevor Hoffman	120	101	161	112	111	128	733
2.	Robb Nen	99	103	110	83	115	121	631
3.	Mariano Rivera	19	115	104	129	107	135	609
4.	Troy Percival	98	73	104	73	76	120	544
5.	John Wetteland	115	120	91	119	86	0	531

* stats courtesy of Roloids Relief Man Award

saves leader, breaking Bryan Harvey's previous club mark of 51...became Marlins' career appearance leader April 9 with his 124th appearance...Richie Lewis held previous mark with 123 from 1993-95...**1995**...after slow start, established then-career-high 23 saves...had just 4 saves and 3.69 ERA in 28 games at All-Star Break, but came back to pick up 19 with 2.38 ERA in 34 games in 2nd half...19 saves after break were tied with Tom Henke of St. Louis for 4th in NL (John Franco, Trevor Hoffman and Todd Worrell each had 20)...tied for NL lead with PH's Heathcliff Slocumb with 54 games finished...ranked 9th with .212 batting avg. allowed with men on base (28-for-132)...gave up 4 home runs in 31.2 innings before All-Star Break and only 1 in 43.0 innings after break...averaged 7.67 strikeouts per nine innings before and 10.85 after...had .793 save percentage

Top Giants' Single-Season Save Totals

Pitcher	Year	Saves
Rod Beck	1993	48
Robb Nen	2001	45
Robb Nen	2002	43
Robb Nen	2000	41
Robb Nen	1998	40
Rod Beck	1997	37
Robb Nen	1999	37
Rod Beck	1996	35
Greg Minton	1982	30
Rod Beck	1994	28
Dave Righetti	1991	24
Greg Minton	1983	22

(23-for-29) to finish 9th in league...saw his Major League record streak of 15 consecutive save conversions to start career end with blown save vs. Atlanta May 4...allowed just 3 of 14 inherited runners to score...**1994**...blossomed in Marlins' closer role following season-ending injuries to Bryan Harvey and Jeremy Hernandez...converted his 1st 15 save opportunities...posted 1st ML save May 18 at New York, pitching 2.0-perfect innings...allowed only 1 of 28 inherited runners to score...**1993**...reached Major League for 1st time, dividing season between Texas and Florida...made ML debut with Texas April 10 vs. Boston, allowing 2 runs in 2.0 innings...lost 4-3 at Toronto April 27 in 1st ML start...recorded 1st Major League win May 2 vs. Milwaukee, allowing 2 runs on 2 hits in 6.0 innings...Rangers won 13-2...was placed on DL June 11 with strained right groin...was sent to Oklahoma City on rehab assignment June 21...appeared in 6 games (5 starts) for 89ers, going 0-2 with 6.67 ERA (2 1/2r, 28.1ip)...was traded to Florida July 17...made his NL debut vs. Colorado July 20 in relief of Chris Hammond...started 1st NL game in place of Hammond July 25 vs. Cincinnati and collected 1st NL win...limited Reds to 2 hits in 6.0 innings while fanning career-high 8...**1992**...opened season at double-A Tulsa in Texas League...missed remainder of season with nerve problems in his shoulder...underwent rehab program throughout season and off-season...**1991**...had injury-plagued campaign at Tulsa, which included 3 stints on DL and only 6 starts...had tightness in right elbow April 17 vs. Arkansas...had arthrogram April 20 to remove scar tissue which had formed from September 1990 surgery (bone chips)...was sidelined until June 10...was 0-2 with 7.62 ERA in 3 starts and was placed back on DL after feeling pain in elbow June 28...returned July 8, allowing 4 runs in 5.0 innings vs. Arkansas...was summarily placed on DL for remainder of season...had bone spur removed from elbow July 24...**1990**...split campaign between single-A Charlotte and Tulsa...opened season on Charlotte's Disabled List with strained right forearm...made 2 starts after being activated from list April 26...landed back on DL May 6 with sore right elbow...returned to action May 24...had 2 bone chips removed from right elbow Sept. 26...**1989**...posted 4th lowest ERA (2.41) in South Atlantic League, while pitching for Gastonia...finished 7th in league with 46 strikeouts...tied for 1st on club in starts (24) and was ranked 2nd in innings pitched (138.1)...averaged 9.5 strikeouts per 9.0 innings, 2nd best in circuit...held opponents to .195 batting avg., 3rd best in league...did not pitch after Aug. 24 due to sore right shoulder...**1988**...opened season with Gastonia before being assigned to Butte June 17...finished 2nd on Butte club with 13 starts...**1987**...opened his professional career with Gulf Coast Rangers...was 32nd round pick in June draft after being scouted by John Young...participated in Florida Instructional League that fall...

A GIANT IN THE COMMUNITY...has donated \$20,600 to Make-A-Wish Foundation since coming to San Francisco in 1998, donating \$100 for each of his 206 saves while with Giants...also served as foundation's spokesperson while hosting reception at Pacific Bell Park for critically ill children and their families...has also made monetary contribution for each save to Garth Brooks' "Touch 'Em All" Foundation while participating in foundation's day at Pacific Bell Park in 2001...participates in Giants Wives' post-game auction and clinic to raise money for Junior Giants and Comfort for Kids, which provides specialized medical care to children throughout Bay Area who are facing a life-threatening illness...supports Diamond Skills, which is intended to encourage youth participation and emphasize "fun" elements of baseball...encouraged fans to "Always Wear Their Seatbelts" through

Safe Travel Saves Lives campaign during Giants' Travel Safety Day at Pacific Bell Park in 2001...participates in Organ Awareness Day at Pacific Bell Park with Mark and Lori Gardner...teamed with City and County of San Francisco Sheriff's Department to promote "Resolve to Stop the Violence Day" in 2000...also participates in clinics for Junior Giants baseball leagues at Pacific Bell Park, teaching basics of throwing and pitching to youngsters...has gone on Giants' offseason Care-A-Van, visiting youth groups, schools and hospitals throughout Northern and Central California...also assists with Giants Kids and Rewards Clubs activities...donated \$3,500 to Make-A-Wish Foundation in 1997 while with Florida, contributing \$100 per save...

PERSONAL...graduated from Los Alamitos (CA) High School in 1987...lettered in football and baseball...was high school teammate of J.T. Snow in both football and baseball...is son of Dick Nen, former 1st baseman with Dodgers, Senators and Cubs (1963, 1965-68 and 1970)...married (Jendy Saurenman, Oct. 29, 1994)...2 daughters (Taylor Nicole, Aug. 15, 1997 and Rylee Brooke, April 29, 2002)...

ROBB ALLEN NEN

Year	Club	W-L	ERA	G	GS	CG	SH	SV	IP	H	R	ER	HR	HB	BB	SO	WP	BK
1987	GC Rangers	0-0	7.71	2	0	0	0	0	2.1	4	2	2	0	0	3	4	0	0
1988	Gastonia	0-5	7.45	14	10	0	0	0	48.1	68	57	40	5	2	45	36	5	2
	Butte	4-5	8.75	14	13	0	0	0	48.1	65	55	47	4	1	45	28	12	1
1989	Gastonia	7-4	2.41	24	24	1	1	0	138.1	96	47	37	7	6	76	146	15	4
1990	Charlotte	1-4	3.69	11	11	1	0	0	53.2	44	28	22	1	0	36	38	6	0
	Tulsa	0-5	5.06	7	7	0	0	0	26.2	23	20	15	1	0	21	21	3	0
1991	Tulsa	0-2	5.79	6	6	0	0	0	28.0	24	21	118	6	2	20	23	3	1
1992	Tulsa	1-1	2.16	4	4	1	0	0	25.0	21	7	6	1	1	2	20	4	0
1993	Texas	1-1	6.35	9	3	0	0	0	22.2	28	17	16	1	0	26	12	2	1
	Oklahoma City	0-2	6.67	6	5	0	0	0	28.1	45	22	22	3	2	18	12	2	0
	Florida	1-0	7.02	15	1	0	0	0	33.1	35	28	26	5	0	20	27	4	0
1994	Florida	5-5	2.95	44	0	0	15	15	58.0	46	20	19	6	0	17	60	3	2
1995	Florida	0-7	3.29	62	0	0	0	23	65.2	62	26	24	6	1	23	68	2	0
1996	Florida	5-1	1.95	75	0	0	0	35	83.0	67	21	18	2	1	21	92	4	0
1997	Florida	9-3	3.89	73	0	0	0	35	74.0	72	35	32	7	0	40	81	5	0
1998	San Francisco	7-7	1.52	78	0	0	0	40	88.2	59	21	15	4	1	25	110	3	0
1999	San Francisco	3-8	3.98	72	0	0	0	37	72.1	79	36	32	8	0	27	77	5	0
2000	San Francisco	4-3	1.50	68	0	0	0	41	66.0	37	15	11	4	2	19	92	5	0
2001	San Francisco	4-5	3.01	79	0	0	0	45	77.2	58	28	26	6	1	22	93	2	0
2002	San Francisco	6-2	2.20	68	0	0	0	43	73.2	64	19	18	2	1	20	81	1	0
Minor Totals		13-28	4.54	88	80	3	1	0	399.0	390	259	208	28	14	266	328	50	8
S.F. Totals		24-25	2.43	365	0	0	0	206	378.1	297	119	102	24	5	113	453	16	0
A.L. Totals		1-1	6.35	9	3	0	0	0	22.2	28	17	16	1	0	26	12	2	1
N.L. Totals		44-41	2.87	634	1	0	0	314	692.1	579	249	221	50	7	234	781	34	2
M.L. Totals		45-42	2.98	643	4	0	0	314	715.0	607	266	237	51	7	260	793	36	3

NEN'S M.L. BATTING

	AVG	G	AB	R	H	2B	3B	HR	RBI	SH	SF	HP	BB	SO	SB	CS	E
— 2002	.500	68	2	0	1	0	0	0	0	0	0	0	0	1	0	0	0
— Career	.067	643	15	0	1	0	0	0	0	0	0	0	0	4	0	0	0

LAST HOME RUN: None

ALL-STAR GAME RECORD

Year	Club, Site	W-L	ERA	G	GS	CG	SH	SV	IP	H	R	ER	HR	HB	BB	SO	WP	BK
1998	N.L., Colorado	0-0	9.00	1	0	0	0	0	1.0	3	3	1	0	0	0	0	0	0
1999	N.L., Boston								— Injured, Did Not Pitch —									
2002	N.L., Milwaukee	0-0	9.00	1	0	0	0	0	1.0	2	1	1	0	0	0	2	0	0
ASG Totals		0-0	9.00	2	0	0	0	0	2.0	5	4	2	0	0	0	2	0	0

DIVISION SERIES RECORD

Year	Club	W-L	ERA	G	GS	CG	SH	SV	IP	H	R	ER	HR	HB	BB	SO	WP	BK
1997	FLA vs. SF	1-0	0.00	2	0	0	0	0	2.0	1	1	0	0	0	2	2	1	0
2000	SF vs. NY	0-0	0.00	2	0	0	0	0	2.1	2	0	0	0	0	1	3	0	0
2002	SF vs. ATL	0-0	0.00	4	0	0	0	2	2.2	4	0	0	0	0	1	1	0	0
LDS Totals		1-0	0.00	8	0	0	0	2	7.0	7	1	0	0	0	4	6	1	0

LEAGUE CHAMPIONSHIP RECORD

Year	Club	W-L	ERA	G	GS	CG	SH	SV	IP	H	R	ER	HR	HB	BB	SO	WP	BK
1997	FLA vs. ATL	0-0	0.00	2	0	0	0	2	2.0	0	0	0	0	0	0	0	0	0
2002	SF vs. STL	0-0	2.70	3	0	0	0	3	3.1	3	1	1	0	0	1	4	1	0
LCS Totals		0-0	1.69	5	0	0	0	5	5.1	3	1	1	0	0	1	4	1	0

WORLD SERIES RECORD

Year	Club	W-L	ERA	G	GS	CG	SH	SV	IP	H	R	ER	HR	HB	BB	SO	WP	BK
1997	FLA vs. CLE	0-0	7.71	4	0	0	0	2	4.2	8	5	4	0	0	2	7	0	0
2002	SF vs. ANA	0-0	0.00	3	0	0	0	2	3.0	2	0	0	0	0	1	3	0	0
WS Totals		0-0	4.70	7	0	0	0	4	7.2	10	5	4	0	0	3	10	0	0

NEN VS. MAJOR LEAGUE TEAMS

2002					NL					CAREER					2002					AL					CAREER					
W-L-S	ERA	G	IP	H	ER	W-L-S	ERA	G	IP	H	ER	W-L-S	ERA	G	IP	H	ER	W-L-S	ERA	G	IP	H	ER	W-L-S	ERA	G	IP	H	ER	
1-1-4	1.59	11	11.1	12	2	Arizona	1-2-16	4.11	34	35.0	35	16	---	---	---	---	---	Anaheim	1-1-3	4.00	8	9.0	13	4	---	---	---	---	---	
0-0-1	9.00	3	4.0	7	4	Atlanta	0-5-16	4.70	37	38.1	36	20	0-0-1	0.00	1	1.0	0	0	Baltimore	0-0-1	0.00	2	1.2	0	0	---	---	---	---	---
1-0-1	6.00	2	3.0	6	2	Chicago	4-2-19	3.48	38	44.0	42	17	---	---	---	---	---	Boston	0-0-1	9.53	4	5.2	8	6	---	---	---	---	---	
1-0-2	2.45	3	3.2	1	1	Cincinnati	6-2-17	2.09	39	47.1	38	11	---	---	---	---	---	Chicago	0-0-0	4.15	1	4.1	5	2	---	---	---	---	---	
0-0-4	0.00	5	4.0	3	0	Colorado	5-5-22	3.64	49	47.0	37	19	---	---	---	---	---	Cleveland	0-0-0	0.00	1	1.0	1	0	---	---	---	---	---	
0-0-2	4.50	2	2.0	3	1	Florida	2-1-13	2.11	22	21.1	14	5	---	---	---	---	---	Detroit	0-0-1	0.00	1	1.0	0	0	---	---	---	---	---	
0-0-4	0.00	4	4.1	2	0	Houston	5-6-21	1.99	43	54.1	45	12	---	---	---	---	---	Kansas City	0-0-0	0.00	1	0.1	0	0	---	---	---	---	---	
2-0-6	1.74	9	10.1	8	2	Los Angeles	3-1-30	1.78	52	55.2	43	11	---	---	---	---	---	Minnesota	---	---	---	---	---	---	---	---	---	---		
0-0-3	0.00	3	3.0	1	0	Milwaukee	1-1-11	1.27	21	28.1	10	4	0-0-1	6.75	2	1.1	2	1	New York	1-0-1	9.00	5	4.0	5	4	---	---	---	---	---
0-0-1	0.00	1	1.0	0	0	Montreal	2-2-22	1.86	35	38.2	27	8	0-0-1	0.00	2	2.0	2	0	Oakland	0-1-8	3.78	15	16.2	14	7	---	---	---	---	---
0-0-3	3.00	3	3.0	2	1	New York	4-2-22	1.76	40	46.0	41	9	---	---	---	---	---	Seattle	0-0-2	2.57	6	7.0	5	2	---	---	---	---	---	
0-0-2	0.00	2	2.1	0	0	Philadelphia	3-3-18	1.80	40	45.0	31	9	0-0-0	0.00	1	1.0	0	0	Tampa Bay	0-0-0	0.00	1	1.0	0	0	---	---	---	---	---
1-1-0	5.79	3	4.2	5	3	Pittsburgh	3-4-15	4.28	38	40.0	39	19	---	---	---	---	---	Texas	1-0-3	0.00	4	4.2	3	0	---	---	---	---	---	
0-0-2	0.00	3	3.0	3	0	St. Louis	1-2-22	3.64	39	42.0	40	17	0-0-1	0.00	1	1.1	2	0	Toronto	0-1-2	4.05	4	6.2	6	3	---	---	---	---	---
0-0-4	1.23	7	7.1	5	1	San Diego	1-0-23	3.56	45	48.0	43	19	0-0-4	1.35	7	6.2	6	1	Interleague	3-2-22	2.72	45	46.1	34	14	---	---	---	---	---
---	---	---	---	---	---	San Francisco	1-1-5	5.57	18	21.0	26	13	---	---	---	---	---	---	---	---	---	---	---	---	---	---	---	---	---	

Professional Lineage

Five players on the Giants' 40-man roster have fathers that played major professional sports.

Player/Father	Fathers' Teams
Barry Bonds/ Bobby Bonds (father)	San Francisco Giants (1968-74) Texas Rangers (1978) New York Yankees (1975) Cleveland Indians (1979) California Angels (1976-77) St. Louis Cardinals (1980) Chicago White Sox (1978) Chicago Cubs (1981)
Jose Cruz, Jr./ Jose Cruz (father)	St. Louis Cardinals (1970-74) New York Yankees (1988) Houston Astros (1975-87)
Lance Niekro/ Joe Niekro (father)	Chicago Cubs (1967-69) Houston Astros (1975-85) San Diego Padres (1969) New York Yankees (1986-87) Detroit Tigers (1970-72) Minnesota Twins (1987-88) Atlanta Braves (1973-74)
Robb Nen/ Dick Nen (father)	Los Angeles Dodgers (1963) Chicago Cubs (1968) Washington Senators (1965-67, '70)
J.T. Snow/ Jack Snow (father)	Los Angeles Rams—NFL (1965-75)

NEN'S CAREER IN BALLPARKS

	W-L-S	ERA	G	IP	H	ER		W-L-S	ERA	G	IP	H	ER
at Bank One	0-1-9	3.93	17	18.1	19	8	at Edison	1-1-0	7.36	3	3.2	7	3
Turner	0-2-5	4.82	10	9.1	6	5	Camden	---	---	---	---	---	---
Wrigley	2-2-11	2.42	19	22.1	19	6	Fenway	0-0-1	9.82	3	3.2	5	4
Cinergy	0-0-9	1.59	15	17.0	12	3	Comiskey	---	---	---	---	---	---
Coors	0-2-5	4.97	16	12.2	16	7	Jacobs	---	---	---	---	---	---
Pro Player	15-9-58	3.48	159	188.2	177	73	Comerica	---	---	---	---	---	---
Minute Maid	1-0-5	0.00	7	8.0	4	0	Kauffman	0-0-0	0.00	1	0.1	0	0
Dodger	1-0-13	0.68	24	26.1	16	2	Metrodome	---	---	---	---	---	---
Miller	0-0-2	0.00	4	3.2	1	0	Yankee	0-0-1	6.75	2	1.1	2	1
Olympic	1-1-12	2.25	16	16.0	13	4	Net. Assoc.	0-1-3	6.23	8	8.2	10	6
Shea	1-2-9	2.00	16	18.0	18	4	SAFECO	0-0-1	3.00	2	3.0	1	1
Veterans	2-0-9	0.45	17	20.0	9	1	Tropicana	---	---	---	---	---	---
PNC	0-1-1	10.13	3	2.2	4	3	Ballpark	0-0-1	0.00	1	1.0	1	0
Busch	0-1-11	5.31	21	20.1	23	12	SkyDome	0-1-2	4.05	4	6.2	6	3
Qualcomm	0-0-12	4.26	20	19.0	19	9							
Pacific Bell	12-3-69	1.89	114	119.0	82	25							

NEN BY MONTH

	2002						CAREER					
	W-L-S	ERA	G	IP	H	ER	W-L-S	ERA	G	IP	H	ER
In March/April	1-0-7	2.70	9	10.0	8	3	8-3-41	3.25	89	99.2	80	36
May	2-0-7	1.88	13	14.1	9	3	11-10-49	3.25	117	144.0	117	52
June	0-0-7	0.77	11	11.2	6	1	6-8-60	2.79	116	122.2	123	38
July	1-0-7	0.00	10	12.0	11	0	9-5-53	2.28	103	118.2	83	30
August	2-1-6	4.80	13	15.0	19	8	9-7-57	2.62	113	120.1	104	35
Sept./Oct.	0-1-9	2.53	12	10.2	11	3	2-9-54	3.77	105	109.2	110	46
Before ASB	3-0-24	1.58	36	40.0	26	7	29-21-168	2.89	354	402.0	330	129
After ASB	3-2-19	2.94	32	33.2	38	11	16-21-146	3.11	289	313.0	277	108

NEN'S STATISTICAL BREAKDOWN

	2002						CAREER					
	W-L-S	ERA	G	IP	H	ER	W-L-S	ERA	G	IP	H	ER
Season	6-2-43	2.20	68	73.2	64	18	45-42-314	2.98	643	715.0	607	237
Home	5-0-21	1.82	34	39.2	33	8	32-17-167	2.67	347	394.2	321	117
Road	1-2-22	2.65	34	34.0	31	10	13-25-147	3.37	296	320.1	286	120
Day	2-0-16	0.93	26	29.0	16	3	15-16-103	2.65	229	258.0	210	76
Night	4-2-27	3.02	42	44.2	48	15	30-26-211	3.17	414	457.0	397	161
Starter	---	---	---	---	---	---	2-1-0	4.50	4	18.0	14	9
Reliever	6-2-43	2.20	68	73.2	64	18	43-41-314	2.94	639	697.0	593	228

NEN'S CAREER FIELDING

Position	PCT.	G	PO	A	E	TC	DP	PB
Pitcher	.942	643	44	69	7	120	8	---

CAREER TRANSACTIONS

- Selected by Texas in 32nd round of June 1987 draft.
- Placed on Disabled List June 11-July 17, 1993 (including rehabilitation assignment to Oklahoma City June 11-17) with strained right groin.
- Traded to Florida with RHP Kurt Miller in exchange for LHP Cris Carpenter, July 17, 1993.
- Traded to San Francisco in exchange for RHPs Joe Fontenot, Mick Pageler and Mike Villano, Nov. 18, 1997.

Career Highs

- **Low-Hit Game:** No complete games
- **Innings Pitched - Starter:** 6.0 (twice), last: July 25, 1993 vs. Cincinnati (with Florida)
Reliever: 4.1, May 16, 1993 vs. Chicago (AL) (with Texas)
- **Most Strikeouts:** 8, July 25, 1993 vs. Cincinnati (with Florida)
- **Winning Streak:** 5 games, June 15-Sept. 23, 1997
- **Losing Streak:** 7 games, May 4-Sept. 26, 1999

Lance Niekro

INFIELDER



Birthdate: January 29, 1979

2003 Opening Day Age: 24

Birthplace: Winter Haven, Florida

Resides: Lakeland, Florida

Bats: Right **Throws:** Right **Height:** 6-3 **Weight:** 210

M.L. Service: None

How Obtained: Giants #2 selection in June 2000 draft.

Contract Status: Signed through 2003

CAREER...young infielder had contract purchased by SF and was added to 40-man roster Nov. 20, 2002...despite being somewhat limited due to injuries, has posted .320 batting avg. (310-for-656) in 170 games over 1st 3 professional seasons...was tabbed San Francisco's 7th-best prospect by *Baseball America* prior to 2002 season...

2002 SEASON...saw 1st action at double-A level, spending campaign with Shreveport...excelled at plate, hitting .310 with 20 2Bs, 4 HRs and 34 RBI in 79 games...struck out just 32 times in 310 plate appearances...hit safely in 55 of his 79 games, including 29 multi-hit contests...was hitting robust .455 (15-for-33) over 9 July contests before season was ended due to fractured radius in left hand...defensively, began season at 3rd base but was shifted across diamond to 1st base in early May...was errorless at 1st base, playing 50 games and fielding 439 total chances without miscue...batted .313 (30-for-96) with 5 2Bs, 2 3Bs and 16 RBI in 24 games for Grand Canyon in Arizona Fall League...

2001...had season cut short due to right shoulder surgery...was off to strong start with single-A San Jose, hitting .288 with 11 2Bs, 3 HRs and 34 RBI...suffered injury May 15 against San Bernardino...returned to action June 5 and appeared in 10 games as Designated Hitter...hit .366 with 4 2Bs and 11 RBI during that stretch before being placed on Disabled List June 27...had shoulder scoped by Dr. Gary Fanton in San Francisco...despite injuries, was still voted as Best Defensive 3B by California League managers in *Baseball America's* annual Tools of the Trade poll...**2000**...opened professional career with rookie-league Salem-Keizer and earned Northwest League All-Star status...led circuit with .362 batting avg. and .551 slugging mark...his .404 on-base pct. tied for 4th best in league...also earned Salem-Keizer's co-Player of Month honors for August...was tabbed as NWL Player of Week by *Howe SportsData* Aug. 7-13...

PERSONAL...graduated from George Jenkins (Lakeland, FL) High School in 1997...attended Florida Southern (Lakeland, FL) University...earned 3rd-team All-America honors in 2000...was named MVP of Cape Cod League in summer of 1999...is son of former Major League pitcher Joe Niekro, who pitched for Cubs, Padres, Tigers, Braves, Astros, Yankees and Twins from 1967-88...is also nephew of Hall of Famer Phil Niekro...single...

LANCE J. NIEKRO

Year	Club	AVG	G	AB	R	H	2B	3B	HR	RBI	SH	SF	HP	BB	SO	SB	CS	E
2000	Salem-Keizer	.362	49	196	27	71	14	4	5	44	0	2	4	11	25	2	0	5
2001	San Jose	.288	42	163	18	47	11	0	3	34	0	4	0	4	14	4	2	8
2002	Shreveport	.310	79	297	33	92	20	1	4	34	1	3	2	7	32	0	2	11
Minor Totals		.320	170	656	78	210	45	5	12	112	1	9	6	22	71	6	4	24

CAREER TRANSACTIONS

■ Selected by Giants in 2nd round of June 2000 draft. Signed by Alan Marr.

John Pachot

CATCHER



Birthdate: November 11, 1974

2003 Opening Day Age: 28

Birthplace: Ponce, Puerto Rico

Resides: Ponce, Puerto Rico

Bats: Right **Throws:** Right **Height:** 6-2 **Weight:** 210

M.L. Service: None

How Obtained: Signed as non-drafted free agent, Dec. 19, 2002.

Contract Status: Non-roster invitee

CAREER...10-year professional comes to Giants Spring Training as non-roster invitee...catcher owns lifetime .256 batting avg. in 749 career minor league contests...originally signed as non-drafted free agent by Montreal, has also seen time in Arizona, Florida, Los Angeles and Pittsburgh organizations...

2002 SEASON...signed minor league free agent deal with Pittsburgh Jan. 17...spent season with double-A Altoona, batting .262 over 94 contests...rapped out career-high 29 2Bs while adding 3 HRs and 44 RBI...played 12 games at 1st base...

2001...spent lone season in Los Angeles organization, making stops at double-A Jacksonville, triple-A Las Vegas and Dodgers' rookie affiliate in Gulf Coast League...saw most action with Jacksonville, batting .243 with 22 RBI in 46 games...went 7-for-22 (.318) with Vegas...appeared in 1 game in GCL...**2000**...split campaign between double-A affiliates in Arizona and Florida organizations...began year with El Paso in Diamondbacks' chain, hitting .143 in 5 games...was dealt to Marlins April 14 and was with Portland, ME remainder of season...hit .291 with career-best 57 RBI in 97 games with Sea Dogs...**1999**...played in combined 42 contests with Montreal's and Arizona's triple-A affiliates...opened campaign with Ottawa before being dealt to Diamondbacks May 21...batted .265 in 35 outings with Tucson...**1998**...logged career-high 100 games for Ottawa during 1st year at triple-A level...**1997**...enjoyed productive offensive season for double-A Harrisburg, batting .279 with 50 RBI in 94 games while setting career highs with 3 3Bs and 7 HRs...logged 26 outings at 1st base and 6 games at 3rd base...**1996**...played in 44 games with single-A West Palm Beach and appeared in 8 contests with Expos' rookie club in Gulf Coast League...**1995**...caught for West Palm Beach, batting .251 over 67 games...**1994**...hit .251 in 100 outings with single-A Burlington...**1993**...made professional debut at age 19 with Expos' rookie squad in Gulf Coast League...in 35 games, hit at .306 clip...

PERSONAL...graduated from Escuela de Ponce High School in Ponce, Puerto Rico...

JOHN LYN MATTEI PACHOT

Year	Club	AVG	G	AB	R	H	2B	3B	HR	RBI	SH	SF	HP	BB	SO	SB	CS	E
1993	Gulf Expos	.306	35	121	13	37	4	1	0	16	4	2	0	2	7	0	1	7
1994	Burlington	.254	100	351	37	89	17	0	1	26	5	4	3	13	46	1	2	13
1995	W. Palm Beach	.251	67	227	17	57	10	0	0	23	3	1	2	12	38	1	2	6
1996	W. Palm Beach	.190	44	163	8	31	9	0	0	19	1	0	0	2	19	0	1	5
	Gulf Expos	.300	8	30	3	9	1	1	0	3	1	0	1	1	0	0	0	1
1997	Harrisburg	.279	94	323	40	90	23	3	7	50	2	5	3	22	42	6	6	19
1998	Ottawa	.227	100	344	33	78	18	1	2	39	3	3	3	15	45	2	2	10
1999	Ottawa	.214	17	56	7	12	4	0	0	6	1	1	0	6	9	0	0	3
	Tucson	.265	35	102	10	27	4	0	1	11	0	0	0	3	10	1	0	5
2000	El Paso	.143	5	14	1	2	1	0	0	1	0	0	0	0	1	0	0	0
	Portland	.291	97	323	35	94	19	0	3	57	5	4	2	22	41	0	4	6
2001	Jacksonville	.243	46	152	12	37	15	1	4	22	0	2	0	4	20	0	2	0
	Las Vegas	.318	6	22	3	7	1	0	1	1	0	0	0	0	3	1	0	0
	Gulf Dodgers	.200	1	5	1	1	0	0	1	1	0	0	0	0	1	0	0	0
2002	Altoona	.262	94	321	31	84	29	0	3	44	0	6	3	6	31	1	0	5
Minor Totals		.256	749	2554	251	655	155	7	23	319	25	28	17	108	313	13	20	80

CAREER TRANSACTIONS

- Signed with Montreal as non-drafted free agent, Oct. 5, 1992.
- Acquired by Arizona in exchange for player to be named later, May 21, 1999.
- Acquired by Florida in exchange for RHP Ryan Creek, April 14, 2000.
- Granted free agency, Oct. 15, 2000; signed by Los Angeles, Dec. 18, 2000.
- Granted free agency, Oct. 15, 2001; signed by Pittsburgh, Jan. 17, 2002.
- Granted free agency, Oct. 15, 2002; signed by San Francisco, Dec. 19, 2002.

Neifi Perez

INFIELDER



Birthdate: June 2, 1973

2003 Opening Day Age: 29

Birthplace: Villa Mella, Dominican Republic

Resides: Santo Domingo, Dominican Republic

Bats: Both **Throws:** Right **Height:** 6-0 **Weight:** 175

M.L. Service: 5 years, 133 days

How Obtained: Claimed off waivers from Kansas City, Nov. 20, 2002

Contract Status: Signed through 2004 (signed 2-year deal prior to 2003 season)

CAREER...Gold Glove middle infielder was claimed off waivers from Kansas City Nov. 20, 2002...7-year ML veteran owns .272 lifetime batting avg. with 478 runs, 152 2Bs, 54 3Bs, 47 HRs, 330 RBI and 44 stolen bases in 862 big league contests...switch-hitter has hit better than .275 in 4 of his 6 full ML campaigns, while compiling 170 hits on 3 different occasions and scoring at least 80 runs 4 times...after season and half with Royals, returns to NL, where he played from 1996-2001 with Colorado...has enjoyed best success in senior circuit, logging .282 batting avg. over 668 games in Rockies uniform...2000 NL Gold Glove winner at SS boasts .977 lifetime fielding pct., including .984 mark in 54 games as 2nd baseman...

2002 SEASON...played in 145 games for Kansas City, batting .236 with 20 2Bs, 4 3Bs, 3 HRs and 37 RBI...batting avg. was lowest of 6 full ML seasons...hit 44 points higher at home than on road, posting .259 avg. (70-for-270) at Kauffman Stadium and .215 mark (61-for-284) away from KC...was among league's best hitters under sunlight, ranking 11th in AL with .326 avg. (56-for-172) in day games...avg. dipped 130 points in night contests, with .196 ledger (75-for-382) under

lights...posted .972 fielding pct. in 139 games at SS, committing just 19 errors in 670 total chances while helping turn 107 double plays...logged 5 contests at 2B...hit in 6 different places in KC lineup, starting 13 games as leadoff hitter, 43 contests in 2nd spot, 2 in 6th, 51 in 7th, 35 in 8th and 1 in 9th...returned to native Dominican Republic for winter ball, hitting at .319 clip (22-for-69) with 5 2Bs, 2 HRs and 7 RBI in 19 games for Escogido...

2001...began season with Colorado before July 25 trade to Kansas City...was hitting .298 with 19 2Bs, 8 3Bs, 7 HRs and 47 RBI in 87 games for Rockies before Royals acquired him in exchange for OF Jermaine Dye...hit just .241 with 1 HR in 49 games with KC...posted .279 avg. overall with 26 2Bs, 9 3Bs, 8 HRs and 59 RBI...at time of trade, was leading Rox in at-bats (382), 3Bs (also 2nd at time in NL) and sacrifices (4)...also ranked 2nd on club in hits (114), 3rd in runs (65) and 4th in both 2Bs and RBI...put together career-best 17-game hitting streak June 1-19, hitting .346 over stretch (28-for-81)...recorded 32 multi-hit games for Colorado, including trio of 4-hit contests...tied career high with 4 RBI July 23 vs. SF...made KC debut July 25 at Seattle, going 1-for-5 with 2B as Royals' 2nd baseman...hit leadoff and played 2nd base in 4 of his 1st 5 games with KC, before starting 45 times at SS while hitting 2nd in order remainder of season...**2000**...became just 2nd player in Rockies history to win Rawlings Gold Glove award when he was honored as NL's top defensive SS...led all ML shortstops in games (162), starts (160), putouts (288), assists (523), total chances (829) and double plays (120)...finished 3rd in NL with .978 fielding pct...was 1 of 4 big leaguers to play in all 162 games, doing so for 2nd time in career...batted .287, 2nd-highest mark of career, with career-best 71 RBI...established career-high by belting 39 2Bs...ranked 9th in NL with 187 hits, while recording 50 multi-hit contests...matched his own club record and finished 2nd in senior circuit with 11 3Bs...led Colorado with 11 bunt singles...excelled as right-handed hitter, batting .357 (55-for-154) with 7 HRs and 26 RBI...from left side, hit .266 (132-for-497) with 3 HRs and 45 RBI while collecting 10 of his 11 3Bs...scored twice in same inning on 2 occasions, April 13 and April 16 (Game 2), both vs. St. Louis...fell HR short of cycle May 20 at Philadelphia, finishing contest 3-for-4 with 2 RBI, including game-winning single in 8th...in only start of season at top of order, clubbed leadoff HR off Cubs' Kerry Wood Sept. 6...marked 4th time he had began game with roundtripper...**1999**...posted another outstanding season for Colorado, batting .280 with 70 RBI while establishing career highs with 193 hits (5th in NL), 108 runs, 12 HRs and 13 stolen bases...led NL with career-best 690 at-bats and tied for league lead with franchise-record 11 3Bs...served as Rockies' full-time leadoff hitter over final 3 months of season...paced club and ranked 5th in NL with 60 multi-hit games...143 of his 193 hits were singles, while he grounded into double play once every 172.5 at-bats (2nd in NL)...strained left wrist May 19 vs. Cincinnati, forcing him to miss 1st game since 1997...snapped 267 consecutive-game streak, which was 3rd-longest in majors...strung together 53-game errorless streak June 13-Aug. 8...drove in 8 runs in 1 day July 3 vs. San Diego...homed and had career-high 4 RBI in Game 1 of doubleheader before hitting 1st career grand slam in nightcap (off Heath Murray)...tied Rox club record with 2 3Bs Sept. 14 vs. Mets...set Colorado record with 29th career 3B Sept. 15 vs. Mets, marking 3rd consecutive 3-bagger...**1998**...along with teammate Vinny Castilla, became 1st 2 Rockies in franchise history to play in all 162 games...was just 2nd full ML season, as he logged 83 contests after recall from minors in 1997...was solid at plate, batting .274 with 80 runs scored, 29 2Bs, 9 3Bs, 9 HRs and 59 RBI...led majors with club-record 22 sacrifice hits, most in big leagues since 1993 (Jose Offerman, 25)...also beat out 20 bunt singles to lead NL...hit for cycle July 25 at St. Louis to become 2nd Rockie to accomplish feat...7th-inning HR proved to be game-winner...capped Colorado's 7-run comeback on season's final day, belting game-winning HR off Robb Nen as Rox defeated SF Sept. 27...marked 1st HR since hitting for cycle July 25, and sent Giants to Wrigley Field for 1-game playoff with Cubs to determine NL Wild Card representative...**1997**...logged 1st extensive duty at big league level, playing in 83 games for Rockies after opening campaign with triple-A Colorado Springs...named Pacific Coast League All-Star and led league's shortstops with .975 fielding pct...recalled June 19 and started 79 of Colorado's final 91 games, splitting time between 2B and SS...also started 2 games at 3B...despite having just 313 at-bats, ranked 2nd in NL with 10 3Bs...batted .291 with 46 runs scored, 13 2Bs, 5 HRs and 31 RBI overall for Rox...tied NL record for SS in 9-inning game with 5 double plays June 6 (also Rafael Ramirez, Aug. 1, 1985)...belted 1st ML HR in 1st start of season, connecting off Andy Ashby June 20 at San Diego...tied club single-game record with 2 3Bs Sept. 25 vs. LA...finished year with career-high 5 hits vs. Dodgers in season finale Sept. 28...**1996**...named Rockies' Minor League Player of Year after hitting .316 with 77 runs scored, 28 2Bs, 12 3Bs, 7 HRs, and 72 RBI in 133 games for Colorado Springs...earned PCL All-Star status while being tabbed as league's 4th-best prospect by *Baseball America*...hit for cycle in 13-inning game Aug. 25 at Salt Lake...struck out in 1st at-bat before collecting 7-consecutive hits, single-best hit performance by any minor leaguer that season...contract was purchased by Rockies Aug. 30...made ML debut at 2nd base next night in St. Louis...recorded 1st big league hit with single off Atlanta's John Smoltz at Coors

Field Sept. 12...**1995**...opened campaign with Colorado Springs before moving to double-A New Haven April 25...led all Eastern League shortstops with .967 fielding pct., while tying for top spot with 80 double plays...**1994**...named to California League All-Star team while with single-A Central Valley...paced circuit shortstops in total chances (650), putouts (223) and double plays (86)...**1993**...signed with Rockies as non-drafted free agent and hit .260 in 75 games for single-A Bend in Northwest League...

PERSONAL...signed by Rockies as 17-year old Nov. 9, 1992, one week before club's expansion draft...Colorado 1st saw him when he was athletic point guard for Dominican Republic's Junior National Basketball Team...single...son (Neifi, Jr.)...

NEIFI NEFTALI PEREZ (DIAZ)

Year	Club	AVG	G	AB	R	H	2B	3B	HR	RBI	SH	SF	HP	BB	SO	SB	CS	E
1993	Bend	.260	75	296	35	77	11	4	3	32	4	3	2	19	43	19	14	25
1994	Central Valley	.239	134	506	64	121	16	7	1	35	19	5	2	32	79	9	7	39
1995	Colo. Springs	.278	11	36	4	10	4	0	0	2	1	0	0	0	5	1	1	3
	New Haven	.253	116	427	59	108	28	3	5	43	4	1	2	24	52	5	2	18
1996	Colo. Springs	.316	133	570	77	180	28	12	7	72	4	10	2	21	48	16	13	25
	Colorado	.156	17	45	4	7	2	0	0	3	1	0	0	0	8	2	2	2
1997	Colo. Springs	.363	68	303	68	110	24	3	8	46	0	3	0	17	27	8	2	8
	Colorado	.291	83	313	46	91	13	10	5	31	5	4	1	21	43	4	3	9
1998	Colorado	.274	162	647	80	177	25	9	9	59	22	4	1	38	70	5	6	20
1999	Colorado	.280	157	690	108	193	27	11	12	70	9	4	1	28	54	13	5	14
2000	Colorado	.287	162	651	92	187	39	11	10	71	7	11	0	30	63	3	6	18
2001	Colorado	.298	87	382	65	114	19	8	7	47	4	1	0	16	49	6	2	10
	Kansas City	.241	49	199	18	48	7	1	1	12	7	3	1	10	19	3	4	5
2002	Kansas City	.236	145	554	65	131	20	4	3	37	5	6	0	20	53	8	9	20
Minor Totals		.283	537	2138	307	606	111	29	24	230	32	22	8	113	254	58	39	118
A.L. Totals		.238	194	753	83	179	27	5	4	49	12	9	1	30	72	11	13	25
N.L. Totals		.282	668	2728	395	769	125	49	43	281	48	24	3	133	287	33	24	73
M.L. Totals		.272	862	3481	478	948	152	54	47	330	60	33	4	163	359	44	37	98

PEREZ VS. MAJOR LEAGUE TEAMS

2002						NL						CAREER						2002						AL						CAREER					
AVG	AB	H	HR	RBI		AVG	AB	H	HR	RBI		AVG	AB	H	HR	RBI		AVG	AB	H	HR	RBI		AVG	AB	H	HR	RBI		AVG	AB	H	HR	RBI	
---	---	---	---	---		Arizona	.201	169	34	4	18		.212	33	7	0	1	Anaheim	.270	115	31	0	4		.148	27	4	0	0	Baltimore	.140	50	7	0	2
---	---	---	---	---		Atlanta	.289	152	44	1	14		.167	24	4	0	3	Boston	.167	24	4	0	3		.271	48	13	0	1	Chicago	.286	91	26	0	3
---	---	---	---	---		Chicago	.340	153	52	6	20		.164	61	10	0	6	Cleveland	.186	70	13	0	7		.250	52	13	0	5	Detroit	.241	79	19	1	10
---	---	---	---	---		Cincinnati	.306	157	48	1	15		---	---	---	---	---	Kansas City	---	---	---	---	---		.315	73	23	1	5	Minnesota	.280	100	28	1	5
---	---	---	---	---		Colorado	---	---	---	---	---		.296	27	8	0	3	New York	.296	27	8	0	3		.419	31	13	1	3	Oakland	.360	100	36	2	14
.357	14	5	0	2		Florida	.248	145	36	0	18		.125	24	3	0	0	Seattle	.198	91	18	2	7		.125	24	3	0	0	St. Louis	.274	179	49	3	16
---	---	---	---	---		Houston	.281	153	43	2	10		.273	22	6	0	1	Tampa Bay	.273	22	6	0	1		.294	34	10	1	2	Texas	.239	109	26	1	4
---	---	---	---	---		Los Angeles	.286	252	72	1	23		.100	20	2	0	2	Toronto	.100	20	2	0	2		.125	24	3	0	1	St. Louis	.274	179	49	3	16
---	---	---	---	---		Milwaukee	.355	121	43	2	8		.091	11	1	0	2	San Diego	.254	232	59	6	29		.192	78	15	0	5	Interleague	.249	301	75	3	26
.125	16	2	0	0		Montreal	.303	165	50	1	17		---	---	---	---	---	---	---	---	---	---		---	---	---	---	---	---	---	---	---	---	---	
.308	13	4	0	0		New York	.277	166	46	4	16		---	---	---	---	---	---	---	---	---	---		---	---	---	---	---	---	---	---	---	---	---	
---	---	---	---	---		Philadelphia	.274	135	37	0	10		---	---	---	---	---	---	---	---	---	---		---	---	---	---	---	---	---	---	---	---	---	
---	---	---	---	---		Pittsburgh	.292	154	45	4	16		---	---	---	---	---	---	---	---	---	---		---	---	---	---	---	---	---	---	---	---	---	---
.125	24	3	0	1		St. Louis	.274	179	49	3	16		---	---	---	---	---	---	---	---	---		---	---	---	---	---	---	---	---	---	---	---	---	
---	---	---	---	---		San Diego	.254	232	59	6	29		---	---	---	---	---	---	---	---	---	---		---	---	---	---	---	---	---	---	---	---	---	---
---	---	---	---	---		San Francisco	.264	250	66	5	35		---	---	---	---	---	---	---	---	---	---		---	---	---	---	---	---	---	---	---	---	---	---

PEREZ' CAREER IN BALLPARKS

	AVG	AB	H	HR	RBI		AVG	AB	H	HR	RBI
at Bank One	.171	82	14	1	6	at Edison	.288	52	15	0	2
Turner	.273	88	24	0	7	Camden	.087	23	2	0	0
Wrigley	.311	61	19	1	7	Fenway	.083	12	1	0	1
Cinergy	.360	75	27	1	5	Comiskey	.236	55	13	0	1
Coors	.317	1435	455	31	189	Jacobs	.171	35	6	0	5
Pro Player	.156	64	10	0	4	Comerica	.243	37	9	1	2
Minute Maid	.095	21	2	0	0	Kauffman	.255	357	91	1	28
Dodger	.252	103	26	1	9	Metrodome	.294	51	15	0	1
Miller	—	—	—	—	—	Yankee	.273	11	3	0	1
Olympic	.292	89	26	1	8	Net. Assoc.	.414	58	24	1	8
Shea	.205	83	17	2	4	SAFECO	.154	39	6	0	1
Veterans	.208	72	15	0	6	Tropicana	.200	10	2	0	0
PNC	.286	14	4	0	0	Ballpark	.170	53	9	1	2
Busch	.221	68	15	0	2	SkyDome	.091	11	1	0	2
Qualcomm	.171	105	18	2	8						
Pacific Bell	.261	46	12	0	2						

PEREZ BY MONTH

	2002					CAREER				
	AVG	AB	H	HR	RBI	AVG	AB	H	HR	RBI
In March/April	.229	96	22	0	12	.265	423	112	3	45
May	.260	104	27	2	6	.293	533	156	9	54
June	.184	114	21	0	6	.276	587	162	12	62
July	.253	95	24	0	2	.269	635	171	9	61
August	.231	104	24	0	7	.269	715	192	7	50
Sept./Oct.	.317	41	13	1	4	.264	588	155	7	58
Before ASB	.230	335	77	2	25	.277	1713	474	26	181
After ASB	.247	219	54	1	12	.268	1768	474	21	149

PEREZ' STATISTICAL BREAKDOWN

	2002					CAREER				
	AVG	AB	H	HR	RBI	AVG	AB	H	HR	RBI
Home	.259	270	70	1	22	.305	1792	546	32	217
Road	.215	284	61	2	15	.238	1689	402	15	113
Day	.326	172	56	1	19	.295	1225	361	20	138
Night	.196	382	75	2	18	.260	2256	587	27	192
Grass	.240	480	115	3	34	.273	3051	832	42	296
Turf	.216	74	16	0	3	.270	430	116	5	34
vs. LHP	.227	154	35	2	10	.278	982	273	26	108
vs. RHP	.240	400	96	1	27	.270	2499	675	21	222
RISP	.221	122	27	0	32	.267	802	214	6	264
Bases Loaded	.222	9	2	0	5	.194	62	12	1	39
as Pinch Hitter	.000	1	0	0	0	.111	9	1	0	1
as DH	—	—	—	—	—	—	—	—	—	—

PEREZ' CAREER FIELDING

Position	PCT.	G	PO	A	E	TC	DP	PB
Catcher	—	1	0	0	0	0	0	—
Second Base	.987	54	135	164	4	303	45	—
Third Base	.857	2	2	4	1	7	0	—
Shortstop	.977	812	1405	2489	93	3987	622	—

CAREER TRANSACTIONS

- Signed with Colorado as non-drafted free agent, Nov. 9, 1992.
- Traded to Kansas City in exchange for OF Jermaine Dye, July 25, 2001.
- Claimed by San Francisco off waivers Nov. 20, 2002.

Career Highs

- **Most Hits:** 5, Sept. 28, 1997 vs. Los Angeles (with Colorado)
- **Most RBI:** 4 (5 times), last: July 23, 2001 vs. San Francisco (with Colorado)
- **Most Home Runs:** 1 (47 times), last: Sept. 2, 2002 at Oakland (with Kansas City)
- **Career Grand Slams:** 1, July 3, 1999 (Game 2) (off Heath Murray) (with Colorado)
- **Longest Hitting Streak:** 17 games, June 1-19, 2001

Brian Powell

RIGHT-HANDED PITCHER



Birthdate: October 10, 1973

2003 Opening Day Age: 29

Birthplace: Bainbridge, GA

Resides: Bainbridge, GA

Bats: Right **Throws:** Right **Height:** 6-2 **Weight:** 200

M.L. Service: 1 year, 53 days

How Obtained: Signed by Giants as minor league free agent, Dec. 19, 2002.

Contract Status: Non-roster invitee

CAREER...veteran of 8 professional seasons comes to Spring Training as non-roster invitee after inking minor league contract Dec. 19, 2002...right-hander has seen ML action in parts of 4 seasons, logging 6-15 ledger with 5.94 ERA in 41 games (31 starts) with Detroit (1998 and 2002) and Houston (2000-01)...is 1-0 with 2.93 ERA (5er, 15.1ip) in 10 lifetime relief outings...has fashioned 69-44 mark with 3.73 ERA in 152 career minor league games (149 starts)...

2002 SEASON...re-signed with Detroit organization Nov. 20, 2001 and spent most of campaign with triple-A Toledo before having contract purchased by Tigers July 26...was 10-3 with 3.92 ERA in 20 starts for Mud Hens...appeared in 13 games with Detroit, including 9 starts, and was 1-5 with 4.84 ERA...struggled with long ball, yielding 11 HRs in just 57.2 innings...earned victory in 1st ML start of season, defeating Cleveland July 26 at Jacobs Field...marked 1st big league win since Sept. 15, 2000 (with Houston vs. Pittsburgh) and 1st triumph as starter at ML level since Aug. 8, 2000 (with Houston vs. Mets)...tossed 3.0-scoreless innings in 1st relief outing Aug. 13 at Anaheim...lost his final 5 decisions, including 3 consecutive starts Aug. 23-Sept. 2...sent to bullpen after start Sept. 7 at Yankee Stadium...made 4 relief appearances overall and forged 3.24 ERA (3er, 8.1ip)...

2001...finished 4th in Pacific Coast League with 3.17 ERA over 24 outings (23 starts) with triple-A New Orleans...tied for league lead with 2 shutouts and tied for 5th in circuit with 3 complete games...fired no-hitter May 6 vs. Omaha...twice named as PCL's Pitcher of Week by Howe SportsData, from April 30-May 6 and May 14-20...had contract purchased by Houston Aug. 11 and started at Florida that night, suffering loss...outrighted back to Zephyrs Aug. 15...won only start for New Orleans in PCL playoffs...**2000**...opened season on New Orleans Disabled List while recovering from right shoulder surgery...went 9-4 with 4.95 ERA in 18 starts for Zephyrs before being recalled by Houston Aug. 1...spent remainder of campaign with Astros, logging 2-1 ledger with 5.74 ERA in 9 games (5 starts)...became 1st Astros pitcher to win his 1st start at Minute Maid Park, defeating Mets Aug. 8 after limiting New York to 1 run on 5 hits over 7.0 innings...missed scheduled start Aug. 18 due to tightness in right shoulder, but returned to rotation Aug. 22...moved to bullpen in mid-Sept., where he went 1-0 with 3.00 ERA (2er, 6.0ip) in 4 relief outings...**1999**...spent injury-

shortened season with New Orleans after being acquired from Detroit Jan. 14...limited to just 9 starts with Zephyrs as he was forced to undergo arthroscopic surgery...on his right shoulder...originally landed on Disabled List May 25 with right shoulder tendinitis...was 4-4 with 6.19 ERA prior to injury...**1998**...began year with double-A Jacksonville, made 1 start for triple-A Toledo, then made ML debut June 27...at time of recall, led all of minor leagues with 10 wins, having gone 10-2 with 3.07 ERA in 14 starts at Jacksonville...started in 1st big league outing, working 6.0 innings in no-decision vs. Cincinnati...registered 1st ML victory July 17 vs. Boston, allowing 4 runs on 6 hits over 6.0 innings...matched career-high with 7.0-inning stint in victory over Tampa Bay Aug. 2...forged tidy 2.01 ERA (5er, 22.1ip) during 5 Sept. outings, despite going 0-3...**1997**...turned in outstanding season with single-A Lakeland, leading Florida State League with 8 complete games and 183.1 innings pitched, both career highs...in fact, 8 route-goers tied for most among all minor league hurlers...ranked 2nd in FSL with 13 wins and 4th with 2.50 ERA...paced staff in wins and strikeouts (122) while being named to circuit's All-Star squad...tabbed Tigers Minor League Pitcher of Month for June after going 5-0 with 1.10 ERA...tabbed as 10th best prospect in Detroit organization following season...**1996**...paced Florida State League with 5 complete games and 174.1 innings pitched while posting 8-13 mark for Lakeland...tied for 2nd in league with 27 games started and finished 4th in losses...named FSL's Pitcher of Week Aug. 26-31...**1995**...assigned to single-A Jamestown in New York-Penn League after signing as Tigers' 2nd round selection in June draft...made 5 starts with Jammers before being promoted to single-A Fayetteville in mid-August...combined with 3 relievers on no-hitter Aug. 18, allowing 1 run with 2 walks and 8 strikeouts in 6.0 innings...posted combined 6-1 record with 2.31 ERA and 52 strikeouts in 54.1 innings pitched between 2 clubs...

PERSONAL...originally selected by California Angels in 3rd round of June 1992 draft, but did not sign as he elected to play baseball at University of Georgia...named to *Baseball America's* Freshman All-American team in 1993...finished 7th in nation with 140 strikeouts as sophomore in 1994 and 10th in country with 138 punchouts as junior in 1995...pitched for US National Team in 1994, going 2-2 with 4.76 ERA in 9 games...married (Glee)...2 daughters, (Chloe Diane Jan. 1, 1999 and Bree Aug. 17, 2000)...

WILLIAM BRIAN POWELL

Year	Club	W-L	ERA	G	GS	CG	SH	SV	IP	H	R	ER	HR	HB	BB	SO	WP	BK
1995	Jamestown	2-1	3.08	5	5	0	0	0	26.1	19	12	9	1	5	8	15	3	0
	Fayetteville	4-0	1.61	5	5	0	0	0	28.0	15	5	5	0	2	11	37	2	0
1996	Lakeland	8-13	4.90	29	27	5	0	0	174.1	195	106	95	12	7	47	84	1	2
1997	Lakeland	13-9	2.50	27	27	8	2	0	183.1	153	70	51	9	6	35	122	5	0
	Jacksonville	10-2	3.07	14	14	2	1	0	93.2	84	37	32	5	4	24	51	3	2
1998	Toledo	0-0	0.00	1	1	0	0	0	7.0	5	0	0	0	0	7	0	0	
	Detroit	3-8	6.35	18	16	0	0	0	83.2	101	67	59	17	2	36	46	3	0
	New Orleans	4-4	6.19	9	9	0	0	0	48.0	54	39	33	5	0	21	36	5	1
2000	New Orleans	9-4	4.95	18	18	1	0	0	103.2	103	63	57	9	5	41	57	3	1
	Houston	2-1	5.74	9	5	0	0	0	31.1	34	21	20	8	1	13	14	0	0
2001	New Orleans	9-8	3.17	24	23	3	2	0	144.2	142	65	51	13	6	39	96	3	1
	Houston	0-1	18.00	1	1	0	0	0	3.0	5	6	6	1	0	3	3	0	0
2002	Toledo	10-3	3.92	20	20	0	0	0	119.1	127	54	52	8	3	26	82	6	0
	Detroit	1-5	4.84	13	9	0	0	0	0.0	57.2	34	31	11	1	21	30	2	0
Minor Totals		69-44	3.73	152	149	19	5	0	928.1	897	451	385	62	38	252	587	31	7
A.L. Totals		4-13	5.73	31	25	0	0	0	141.1	165	101	90	28	3	57	76	5	0
N.L. Totals		2-2	6.82	10	6	0	0	0	34.1	39	27	26	9	1	16	17	0	0
M.L. Totals		6-15	5.94	41	31	0	0	0	175.2	204	128	116	37	4	73	93	5	0

POWELL'S M.L. BATTING

	AVG	G	AB	R	H	2B	3B	HR	RBI	SH	SF	HP	BB	SO	SB	CS	E
2002	---	13	0	0	0	0	0	0	0	0	0	0	0	0	0	0	0
Career	.182	41	11	2	2	1	0	0	0	0	0	0	1	6	0	0	0

LAST HOME RUN: None

POWELL VS. MAJOR LEAGUE TEAMS

2002						NL						CAREER						2002						AL						CAREER																																																																																																																																																																																																																																																																																															
W-L-S	ERA	G	IP	H	ER	W-L-S	ERA	G	IP	H	ER	W-L-S	ERA	G	IP	H	ER	W-L-S	ERA	G	IP	H	ER	W-L-S	ERA	G	IP	H	ER	W-L-S	ERA	G	IP	H	ER																																																																																																																																																																																																																																																																																										
---	---	---	---	---	---	---	---	---	---	---	---	---	---	---	---	---	---	0-1-0	3.52	2	7.2	10	3	Anaheim	0-2-0	8.44	3	10.2	18	10	0-0-0	4.76	2	11.1	11	6	Baltimore	0-0-0	5.87	3	15.1	18	10	---	---	---	---	---	---	Boston	1-1-0	3.18	2	11.1	12	4	---	---	---	---	---	---	Chicago	---	---	---	---	---	1-2-0	5.60	3	17.2	17	11	Cleveland	1-3-0	5.16	4	22.2	23	13	---	---	---	---	---	---	Detroit	---	---	---	---	---	---	---	---	---	---	---	Houston	0-0-0	6.75	2	4.0	7	3	Kansas City	0-0-0	4.00	3	9.0	12	4	---	---	---	---	---	---	Los Angeles	---	---	---	---	---	Minnesota	---	---	---	---	---	---	---	---	---	---	---	Milwaukee	0-0-0	0.00	1	0.2	1	0	New York	0-1-0	9.64	2	9.1	12	10	---	---	---	---	---	---	Montreal	---	---	---	---	---	0-1-0	6.23	1	4.1	7	3	Oakland	0-1-0	6.75	3	10.2	18	8	---	---	---	---	---	---	New York	1-1-0	3.00	2	12.0	10	4	0-1-0	6.00	1	6.0	7	4	Seattle	0-2-0	7.36	2	11.0	15	9	---	---	---	---	---	---	Philadelphia	0-0-0	19.29	1	2.1	6	5	---	---	---	---	---	---	Tampa Bay	1-1-0	6.30	2	10.0	10	7	---	---	---	---	---	---	Pittsburgh	1-1-0	4.50	2	6.0	4	3	---	---	---	---	---	---	Texas	1-0-0	6.00	2	6.0	8	4	---	---	---	---	---	---	St. Louis	0-0-0	7.71	1	2.1	2	2	0-0-0	0.00	1	1.1	0	0	Toronto	0-1-0	2.35	3	15.1	7	4	---	---	---	---	---	---	San Diego	---	---	---	---	---	---	---	---	---	---	---	Interleague	0-1-0	6.30	2	10.0	12	7	---	---	---	---	---	---	San Francisco	---	---	---	---	---

POWELL'S CAREER IN BALLPARKS

W-L-S							ERA							G							IP							H							ER																																																																																																																																																																							
at Bank One	---	---	---	---	---	---	at Edison	0-1-0	10.50	2	6.0	9	7	Turner	---	---	---	---	---	---	Camden	0-0-0	8.31	1	4.1	6	4	Wrigley	---	---	---	---	---	---	Fenway	0-1-0	0.00	1	5.1	6	0	Cinergy	0-0-0	0.00	1	1.0	1	0	Comiskey	---	---	---	---	---	---	Coors	---	---	---	---	---	---	Jacobs	1-1-0	4.38	2	12.1	13	6	Pro Player	0-1-0	9.00	2	9.0	14	9	Comerica	0-3-0	5.18	5	24.1	29	14	Minute Maid	2-0-0	4.30	4	14.2	11	7	Kauffman	0-0-0	4.50	2	6.0	8	3	Dodger	---	---	---	---	---	---	Metrodome	---	---	---	---	---	---	Miller	---	---	---	---	---	---	Yankee	0-1-0	9.64	2	9.1	12	10	Olympic	---	---	---	---	---	---	Net. Assoc.	0-0-0	0.00	1	1.0	0	0	Shea	0-1-0	5.40	1	5.0	5	3	SAFECO	0-1-0	6.00	1	6.0	7	4	Veterans	0-0-0	19.29	1	2.1	6	5	Tropicana	1-0-0	2.57	1	7.0	4	2	PNC	---	---	---	---	---	---	Ballpark	1-0-0	6.00	1	6.0	8	4	Busch	0-0-0	7.71	1	2.1	2	2	SkyDome	0-0-0	0.00	1	1.1	0	0	Qualcomm	---	---	---	---	---	---

POWELL BY MONTH

2002							CAREER						
W-L-S	ERA	G	IP	H	ER	W-L-S	ERA	G	IP	H	ER		
In March/April	---	---	---	---	---	---	---	---	---	---	---		
May	---	---	---	---	---	---	---	---	---	---	---		
June	---	---	---	---	---	0-0-0	6.00	1	6.0	8	4		
July	1-1-0	6.00	2	12.0	14	0	2-3-0	7.30	7	37.0	41	30	
August	0-3-0	4.25	6	29.2	34	14	3-8-0	6.72	19	88.1	114	66	
Sept./Oct.	0-1-0	5.06	5	16.0	16	9	1-4-0	3.25	14	44.1	41	16	
Before ASB	---	---	---	---	---	0-1-0	6.30	2	10.0	12	7		
After ASB	1-5-0	4.84	13	57.2	64	31	6-14-0	5.92	39	165.2	192	109	

POWELL'S STATISTICAL BREAKDOWN

2002							CAREER						
W-L-S	ERA	G	IP	H	ER	W-L-S	ERA	G	IP	H	ER		
Season	1-5-0	4.84	13	57.2	64	31	6-15-0	5.94	41	175.2	204	116	
Home	0-3-0	5.18	5	24.1	29	14	3-7-0	5.56	19	87.1	99	54	
Road	1-2-0	4.59	8	33.1	35	17	3-8-0	6.32	22	88.1	105	62	
Day	0-1-0	5.12	5	19.1	19	11	1-4-0	6.91	13	54.2	62	42	
Night	1-4-0	4.70	8	38.1	45	20	5-11-0	5.50	28	121.0	142	74	
Starter	1-5-0	5.11	9	49.1	56	28	5-15-0	6.23	31	160.1	192	111	
Reliever	0-0-0	3.24	4	8.1	8	3	1-0-0	2.93	10	15.1	12	5	

Powell

CAREER TRANSACTIONS

- Selected by California in 3rd round of June 1992 draft; did not sign.
- Selected by Detroit in 2nd round of June 1995 draft.
- Traded to Houston along with Paul Bako, Dean Crow, Mark Persails and Carlos Villalobos in exchange for Brad Ausmus and C.J. Nitkowski, Jan. 14, 1999.
- Signed by Detroit as minor league free agent, Nov. 20, 2001.
- Signed by San Francisco as minor league free agent, Dec. 19, 2002.

Career Highs

- **Low-Hit Game:** No complete games
- **Innings Pitched - Starter:** 7.0 (5 times), last: Aug. 10, 2002 vs. Baltimore (with Detroit)
Reliever: 3.0 (twice), last: Sept. 14, 2002 vs. Kansas City (with Detroit)
- **Most Strikeouts:** 5 (twice), last: Aug. 10, 2002 vs. Baltimore (with Detroit)
- **Winning Streak:** 1 game (6 times), last: July 26, 2002
- **Losing Streak:** 5 games, July 31-Sept. 2, 2002

Cody Ransom

INFILDER



Birthdate: February 17, 1976

2003 Opening Day Age: 27

Birthplace: Mesa, Arizona

Resides: Chandler, Arizona

Bats: Right **Throws:** Right **Height:** 6-2 **Weight:** 190

M.L. Service: 57 days

How Obtained: Giants #14 selection (9th round) in June 1998 draft.

Contract Status: Signed through 2003

CAREER...Giants infield prospect has received Sept. call-up from triple-A Fresno each of last 2 seasons...has hit 36 of his 62 professional HRs over last 2 years, while collecting 124 RBI...enjoyed breakout offensive campaign in 2001, batting .241 with career-high 23 clouts and 78 RBI to earn Pacific Coast League All-Star accolades...represented Giants, along with Jerome Williams, in 2001 Futures Game as part of All-Star festivities in Seattle...named 10th best prospect in organization by *Baseball America* prior to 2002 campaign, while publication labeled him as best defensive SS in PCL according to its Tools of the Trade Poll...

2002 SEASON...had down year average-wise, hitting just .207 for triple-A Fresno...however, continued to display some pop, clubbing 18 2Bs, 4 3Bs and 13 HRs, while ranking 4th on club with 46 RBI...slick fielder again provided solid defense, playing 135 games at SS while committing just 15 errors...was recalled to SF prior to Sept. 3 contest vs. Rockies and saw action in 7 games for eventual NL champions...appeared as pinch runner in each of his 1st 5 games and entered defensively at SS in 6th outing...made 1st ML start in regular season finale Sept. 29 against Houston and went 2-for-3...singled off Roy Oswalt for 1st big league hit, then delivered run-scoring single later in contest for 1st ML RBI...

2001 ...got 1st taste of triple-A and Major League action, spending full year at Fresno before earning September call-up to San Francisco...was recalled from Fresno prior to Sept. 8 game vs. Colorado...marked 1st appearance on ML roster...made ML debut Sept. 5 vs. Arizona, pinch hitting in 8th inning (0-for-1) and working at SS in 9th...appeared in 9 games for Giants, going 0-for-7...was 2001 PCL All-Star in 1st stint at triple-A...named best defensive SS in PCL by *Baseball America's* Tools of the Trade poll...hit .241 (113-for-469) with 77 runs, 21 2Bs, 6 3Bs, 23 HRs, and team-best 78 RBI in 134 games for Grizzlies...both HR and RBI totals were career high...ranked 5th among Giants farmhands in HRs...led Fresno in RBI and runs (tied), while finishing 3rd in HRs...also swiped 16 bases in 18 attempts...was selected to play in 2001 Futures Game as part of All-Star festivities in Seattle, going 0-for-3 as starting SS for U.S. squad...played for Grand Canyon in Arizona Fall League after season...**2000**...spent entire campaign playing shortstop for double-A Shreveport...hit .200 with 7 HRs and 47 RBI in career-high 130 games for Captains...hit .077 (1-for-13) in 4 games of Texas League playoff series...**1999**...split season between single-A Bakersfield and Shreveport...combined, hit .259 (103-for-357) in 113 contests...earned honorable mention status on California League Post-Season All-Star squad...began year at Bakersfield, hitting .275 (98-for-356) with 11 HRs and 47 RBI...despite playing just 99 games for Blaze, ranked among team leaders in HRs (T1st), 3Bs (T2nd - 6) and runs scored (3rd - 69)...was named Bakersfield's Player of Month for July...hit .327 (37-for-113) with 4 HRs and 16 RBI during award-winning month...was promoted to Shreveport in middle of Aug...appeared in 14 games with Captains, hitting .122 (5-for-41) with 2 HRs and 4 RBI...**1998**...spent 1st professional season at rookie-league Salem-Keizer...hit .233 (55-for-236) with 6 HRs and 27 RBI in team-high 71 games for Volcanoes...also led squad in at-bats (236), runs scored (52), walks (43) and stolen bases (19)...finished 2nd in Northwest League with team-high 7 3Bs, while also collecting 12 2Bs...hit team-leading .429 (3-for-7) with 3 RBI in 2 post season contests, helping lead Volcanoes to NWL title...

PERSONAL...attended Grand Canyon (AZ) University...is older brother of pitcher Troy Ransom, Giants' 29th round selection in June 1999 draft...married (Ericka Munoz, Nov. 18, 2000)...

BRYAN CODY RANSOM

Year	Club	AVG	G	AB	R	H	2B	3B	HR	RBI	SH	SF	HP	BB	SO	SB	CS	E
1998	Salem-Keizer	.233	71	236	52	55	12	7	6	27	3	4	2	43	56	19	6	24
1999	Bakersfield	.275	99	356	69	98	12	6	11	47	1	1	8	54	108	15	8	30
	Shreveport	.122	14	41	6	5	0	0	2	4	1	2	1	4	22	0	0	3
2000	Shreveport	.200	130	459	58	92	21	2	7	47	3	3	0	40	141	9	3	25
2001	Fresno	.241	134	469	77	113	21	6	23	78	3	5	0	44	137	17	2	12
	San Francisco	.000	9	7	1	0	0	0	0	0	0	0	0	5	0	0	0	0
2002	Fresno	.207	135	449	53	93	18	4	13	46	12	6	3	47	151	6	4	15
	San Francisco	.667	7	3	2	2	0	0	0	1	0	0	0	1	1	0	0	0
Minor Totals		.227	583	2010	315	456	84	25	62	249	23	21	14	232	615	66	23	109
M.L. Totals		.200	16	10	3	2	0	0	0	1	0	0	0	1	6	0	0	0

RANSOM VS. MAJOR LEAGUE TEAMS

2002 NL						CAREER						2002 AL						CAREER					
AVG	AB	H	HR	RBI		AVG	AB	H	HR	RBI		AVG	AB	H	HR	RBI		AVG	AB	H	HR	RBI	
---	---	---	---	---	---	---	---	---	---	---	---	---	---	---	---	---	---	---	---	---	---	---	---
---	---	---	---	---	---	---	---	---	---	---	---	---	---	---	---	---	---	---	---	---	---	---	---
---	---	---	---	---	---	---	---	---	---	---	---	---	---	---	---	---	---	---	---	---	---	---	---
---	---	---	---	---	---	---	---	---	---	---	---	---	---	---	---	---	---	---	---	---	---	---	---
.000	0	0	0	0	0	.000	1	0	0	0	0	---	---	---	---	---	---	---	---	---	---	---	
---	---	---	---	---	---	---	---	---	---	---	---	---	---	---	---	---	---	---	---	---	---	---	---
.667	3	2	0	1	1	.333	6	2	0	1	1	---	---	---	---	---	---	---	---	---	---	---	
.000	0	0	0	0	0	.000	1	0	0	0	0	---	---	---	---	---	---	---	---	---	---	---	
---	---	---	---	---	---	---	---	---	---	---	---	---	---	---	---	---	---	---	---	---	---	---	---
---	---	---	---	---	---	---	---	---	---	---	---	---	---	---	---	---	---	---	---	---	---	---	---
---	---	---	---	---	---	---	---	---	---	---	---	---	---	---	---	---	---	---	---	---	---	---	---
---	---	---	---	---	---	---	---	---	---	---	---	---	---	---	---	---	---	---	---	---	---	---	---
.000	0	0	0	0	0	.000	1	0	0	0	0	---	---	---	---	---	---	---	---	---	---	---	
---	---	---	---	---	---	---	---	---	---	---	---	---	---	---	---	---	---	---	---	---	---	---	---
---	---	---	---	---	---	---	---	---	---	---	---	---	---	---	---	---	---	---	---	---	---	---	---

RANSOM'S CAREER IN BALLPARKS

	AVG	AB	H	HR	RBI		AVG	AB	H	HR	RBI
at Bank One	---	---	---	---	---	at Edison	---	---	---	---	---
Turner	---	---	---	---	---	Camden	---	---	---	---	---
Wrigley	---	---	---	---	---	Fenway	---	---	---	---	---
Cinergy	---	---	---	---	---	Comiskey	---	---	---	---	---
Coors	.000	1	0	0	0	Jacobs	---	---	---	---	---
Pro Player	---	---	---	---	---	Comerica	---	---	---	---	---
Minute Maid	.000	1	0	0	0	Kauffman	---	---	---	---	---
Dodger	.000	0	0	0	0	Metrodome	---	---	---	---	---
Miller	---	---	---	---	---	Yankee	---	---	---	---	---
Olympic	---	---	---	---	---	Net. Assoc.	---	---	---	---	---
Shea	---	---	---	---	---	SAFECO	---	---	---	---	---
Veterans	---	---	---	---	---	Tropicana	---	---	---	---	---
PNC	---	---	---	---	---	Ballpark	---	---	---	---	---
Busch	---	---	---	---	---	SkyDome	---	---	---	---	---
Qualcomm	.000	1	0	0	0						
Pacific Bell	.286	7	2	0	1						

RANSOM BY MONTH

	2002					CAREER				
	AVG	AB	H	HR	RBI	AVG	AB	H	HR	RBI
In March/April	---	---	---	---	---	---	---	---	---	---
May	---	---	---	---	---	---	---	---	---	---
June	---	---	---	---	---	---	---	---	---	---
July	---	---	---	---	---	---	---	---	---	---
August	---	---	---	---	---	---	---	---	---	---
Sept./Oct.	.667	3	2	0	1	.200	10	2	0	1
Before ASB	---	---	---	---	---	---	---	---	---	---
After ASB	.667	3	2	0	1	.200	10	2	0	1

RANSOM'S STATISTICAL BREAKDOWN

	2002					CAREER				
	AVG	AB	H	HR	RBI	AVG	AB	H	HR	RBI
Home	.667	3	2	0	1	.286	7	2	0	1
Road	.000	0	0	0	0	.000	3	0	0	0
Day	.667	3	2	0	1	.333	6	2	0	1
Night	.000	0	0	0	0	.000	4	0	0	0
Grass	.667	3	2	0	1	.200	10	2	0	1
Turf	---	---	---	---	---	---	---	---	---	---
vs. LHP	---	---	---	---	---	.000	0	0	0	0
vs. RHP	.667	3	2	0	1	.200	10	2	0	1
RISP	.667	3	2	0	1	.250	8	2	0	1
Bases Loaded	---	---	---	---	---	.000	1	0	0	0
as Pinch Hitter	---	---	---	---	---	.000	4	0	0	0
as DH	---	---	---	---	---	---	---	---	---	---

RANSOM'S CAREER FIELDING

Position	PCT.	G	PO	A	E	TC	DP	PB
Shortstop	1.000	9	3	7	0	10	0	---

CAREER TRANSACTIONS

- Selected by San Francisco in 9th round (Giants' 14th pick) of June 1998 draft. Signed by Doug Mapson.

Career Highs

- **Most Hits:** 2, Sept. 29, 2002 vs. Houston
- **Most RBI:** 1, Sept. 29, 2002 vs. Houston
- **Most Home Runs:** none
- **Career Grand Slams:** none
- **Longest Hitting Streak:** 1 game, Sept. 29, 2002

Ruben Rivera

OUTFIELDER



Birthdate: November 14, 1973

2003 Opening Day Age: 29

Birthplace: La Chorrera, Panama

Resides: La Chorrera, Panama

Bats: Right **Throws:** Right **Height:** 6-3 **Weight:** 200

M.L. Service: 5 years, 132 days

How Obtained: Signed as minor league free agent, January 24, 2003.

Contract Status: Non-roster invitee

CAREER...29-year-old outfielder comes to Spring Training as non-roster invitee, looking to add depth to Giants' outfield corps...8-year Major League veteran owns .217 lifetime avg. with 62 HRs and 199 RBI in 631 big league contests...originally signed by Yankees when Brian Sabean was club's vice president of player development/scouting. Panamanian has logged big league action with New York (1995-96), San Diego (1997-2000), Cincinnati (2001) and Texas (2002)...has appeared in post season with 1996 Yankees and 1998 Padres, going 4-for-5 (.800) with 2 2Bs and RBI in '98 World Series for San Diego...is 1st cousin of Yankees' closer Mariano Rivera...

2002 SEASON...went to Spring Training with Yankees, but was released March 12...signed with Texas March 31 and began season with double-A Tulsa...hit .312 with 10 HRs and 43 RBI in 59 games for Drillers, earning promotion to triple-A Oklahoma...played in 27 contests for RedHawks before Texas purchased his contract July 11...spent rest of season in big leagues and made 56 starts in CF more than any other Ranger...logged 69 games overall, batting .209 with 4 HRs and 14 RBI in 158 at-bats...3 of his 4 clouts came in 11-game span July 20-31...

2001...enjoyed productive campaign for Cincinnati, batting career-high .255 while adding 10 HRs and 34 RBI in 117 games...made 56 starts in outfield, including 38 in CF to rank 2nd on club behind Ken Griffey, Jr.'s 90 starts...was effective off bench, going 6-for-23 (.261) with 2 HRs and 6 RBI as pinch-hitter...delivered pinch clouts June 23 at Houston (off Shane Reynolds) and Sept. 2 vs. Pittsburgh (off Mike Lincoln)...started Cincy career with bang, tying career-high with 4 hits in 1st start April 4 vs. Pirates...also had 4 safeties June 6 at Milwaukee...in 5-1 loss to Mets April 22, supplied Reds' only run with 1st HR of season...7th-inning solo shot off Rick Reed gave Cincinnati at least 1 run scored in 181 consecutive games (dating back to 2000), tying all-time NL record held by 1893-95 Phillies...**2000**...batted .208 with San Diego while posting career highs in RBI (57), 2Bs (18), 3Bs (6), extra-base hits (41) and at-bats (423) in 135 games...made 112 starts in CF...of his 88 hits, 41 (47%) went for extra bases (also 17 HRs), highest pct. among Padres regulars...led club with career-best 10 outfield assists...was placed on Disabled List April 15-May 5 with reactive arthritis in left wrist and right ankle, missing 20 games...hit safely in 13 of 14 games May 9-24, raising avg. from .143 to .282...hot streak included career-high 7 game hitting streak May 18-27, during which he batted .462 (12-for-26)...belted 2nd career grand slam July 30 vs. Pittsburgh, putting cap on 5-run 7th inning by knotting contest 8-8 with blast off Josias Manzanillo...**1999**...in 1st full ML season, had big offensive year while providing stellar defense in CF...appeared in 147 games and was only Padres Opening Day starter who did not spend any time on DL...slugged career-high 23 HRs, 15 more than career total in 163 games entering season...ranked among club leaders in games (2nd), extra-base hits (T2nd, 40), HRs (3rd), runs scored (3rd, 65), walks (4th, 55) and stolen bases (5th, career-best 18)...exactly half (40) of his 80 hits went for extra bases...crushed #68-foot, 2nd-inning HR off Chad Ogea to spark 9-3 win May 3 at Philadelphia...HR was 2nd ever hit into 600 level and 51st ever hit into left field upper deck at Veterans Stadium...went deep twice off Jose Silva in 4-2 win over Pirates June 18 at Qualcomm Stadium, 1st career multi-homer game...hit 5 HRs in his final 41 at-bats...**1998**...entered season labeled as No. 2 prospect overall in Padres organization and chain's top power-hitting prospect by *Baseball America*...recalled from triple-A Las Vegas May 16 when James Mouton was placed on 15-day DL...hit .333 (16-for-48) with 2 HRs and 10 RBI in 1st 25 big league contests...however, hit just .161 (20-for-124) with 4 HRs and 19 RBI over his final 70

outings...clubbed 1st HR as Padre May 26 at Arizona, 9th-inning solo shot off Elfrain Valdez...slugged 1st grand slam July 17 at Cincinnati (off Rick Krivda), one of club-record 6 San Diego HRs in game...saw action in 12 post season contests for NL champion Padres...excelled during World Series, going 4-for-5 (.800) with 2 2Bs and RBI in 3 games vs. Yankees...**1997**...acquired by San Diego May 30 as part of April 22 trade that sent Hideki Irabu's rights to Yankees...had been named top prospect in Yankees organization by *Baseball America*...reinstated from 60-day DL Aug. 13 when Rickey Henderson was dealt to Anaheim...had yet to play in '97 following off-season surgery on right shoulder...made Padres debut Aug. 13 vs. Cincinnati, grounding out as pinch-hitter...was optioned to Las Vegas Aug. 25 and remained with Stars for remainder of triple-A season...recalled Sept. 3, did not see 1st action in field until Sept. 13 at St. Louis...made 1st of 3 Friars starts Sept. 15 at Houston, playing CF and collecting 1st SD hit and RBI with run-scoring single off Mike Hampton...played for Lacey in Dominican Winter League, sustaining fractured metacarpal of left pinky when hit by pitch Oct. 31...missed 4 weeks, but returned to bat .233 (14-for-60) with 2 HR and 11 RBI...**1996**...split final season in Yankees organization between New York and triple-A Columbus...began campaign with Columbus and was recalled May 22 when Tim Lincecum was placed on DL...started 21 games in pinstripes (12 in CF, 5 in LF and 4 in RF)...collected 1st ML start and hit May 23 vs. Oakland...reached base safely in 8 of his 1st 10 plate appearances...belted 1st ML homer May 31 at Oakland (off Doug Johns)...was optioned to Columbus June 14 before being recalled for remainder of season Aug. 26...drilled 1st career pinch-HR Sept. 16 vs. Toronto...played in 2 games of ALDS vs. Texas, striking out in only plate appearance...**1995**...combined to hit .283 with 24 HRs and 74 RBI for double-A Norwich and Columbus to earn 1st trip to big leagues...led Yankees organization in HRs for 2nd consecutive season, while RBI-total was 3rd best in chain...hit .293 with 9 HRs and 39 RBI in 71 games for Norwich...8 triples tied for 2nd in Eastern League...batted .270 with 15 HRs and 35 RBI after being promoted to Columbus July 13...led Clippers in homers despite playing only 48 games...made ML debut Sept. 3 vs. Oakland as pinch-runner for Paul O'Neill...fanned in his 1st big league plate appearance, drawing at-bat off A's closer Dennis Eckersley...**1994**...combined to hit .281 with 33 HRs and 101 RBI for class-A affiliates Tampa and Greensboro...named MVP of South Atlantic League and was finalist for *Baseball America's* Minor League Player of Year award...named by managers as top prospect in SAL...earned spot on Topps' Single-A All-Star Team...ranked among minor league leaders with 33 HRs (4th), 289 total bases (4th), 67 extra-base hits (5th) and 101 runs (12th)...led Yankees organization in homers and RBI, while finishing 2nd in runs, hits (150) and stolen bases (48)...led SAL in slugging pct. (.573) and stolen base pct. (.878) and tied for league lead in HRs...also ranked 2nd in SAL with 55 extra-base hits in 105 games with Greensboro...twice was named SAL Player of Week...**1993**...earned spots on New York-Penn League and Topps' Short-Season Single-A All-Star teams by hitting .276 with 13 HRs and 47 RBI for Oneonta...finished 2nd in league with .568 slugging pct. and 6 3Bs...**1992**...batted .273 with 1 HR, 20 RBI and 21 stolen bases (in 27 attempts) for rookie-league Gulf Coast Yankees...batting avg. ranked 3rd among organization's short-season players...**1991**...hit .200 with 2 HRs and 16 RBI while playing for Santo Domingo of Dominican Summer League...

PERSONAL...accomplished soccer player as youngster in Panama, where he still makes his home...single...

RUBEN MORENO RIVERA

Year	Club	AVG	G	AB	R	H	2B	3B	HR	RBI	SH	SF	HP	BB	SO	SB	CS	E
1991	Santo Domingo	.200	51	170	27	34	3	2	16	2	0	4	23	37	14	8	0	
1992	G.C. Yankees	.273	53	194	37	53	10	3	1	20	2	0	6	42	49	21	6	4
1993	Oneonta	.276	55	199	45	55	7	6	13	47	1	3	5	32	66	12	5	3
1994	Greensboro	.285	105	400	83	115	24	3	28	81	0	2	8	47	125	36	5	5
	Tampa	.261	34	134	18	35	4	3	5	20	0	0	1	8	38	12	5	2
1995	Norwich	.293	71	256	49	75	16	8	9	39	0	2	11	37	77	16	8	3
	Columbus	.270	48	174	37	47	8	2	15	35	0	1	3	26	62	8	4	3
	New York (AL)	.000	5	1	0	0	0	0	0	0	0	0	0	1	0	0	0	0
1996	Columbus	.235	101	362	59	85	20	4	10	46	1	1	8	40	96	15	10	7
	New York (AL)	.284	46	88	17	25	6	1	2	16	1	2	2	13	26	6	2	0
1997	Rancho Cucu.	.174	6	23	6	4	1	0	1	3	0	1	0	3	9	1	0	0
	Las Vegas	.250	12	48	6	12	5	1	1	6	0	0	1	1	20	1	0	0
	San Diego	.250	17	20	2	5	1	0	0	1	0	0	0	2	9	2	1	0
1998	Las Vegas	.144	30	104	9	15	3	0	3	11	0	2	0	11	42	4	0	0
	San Diego	.209	95	172	31	36	7	2	6	29	1	1	2	28	52	5	1	3
1999	San Diego	.195	147	411	65	80	16	1	23	48	0	4	5	55	143	18	7	8
2000	San Diego	.208	135	423	62	88	18	6	17	57	0	2	10	44	137	8	4	5
	Las Vegas	.200	2	10	1	2	0	0	0	1	0	0	0	3	0	0	0	0
2001	Cincinnati	.255	117	263	37	67	13	1	10	34	0	1	5	21	83	6	3	3
2002	Tulsa	.312	59	205	38	64	17	4	10	43	0	4	5	23	46	4	3	2
	Oklahoma	.276	27	98	19	27	2	4	7	23	0	1	1	13	23	2	0	3
	Texas	.209	69	158	17	33	4	0	4	14	4	2	5	17	45	4	2	3
Minor Totals		.262	654	2377	434	623	120	40	105	391	6	16	53	306	693	146	54	32
A.L. Totals		.235	120	247	34	58	10	1	6	30	5	4	7	30	72	10	4	3
N.L. Totals		.214	511	1289	197	276	55	10	56	169	1	8	22	150	424	39	16	19
M.L. Totals		.217	631	1536	231	334	65	11	62	199	6	12	29	180	496	49	20	22

DIVISION SERIES RECORD

Year	Club	AVG	G	AB	R	H	2B	3B	HR	RBI	SH	SF	HP	BB	SO	SB	CS	E
1996	NY Yankees vs. TEX	.000	2	1	0	0	0	0	0	0	0	0	0	0	1	0	0	0
1998	SD vs. HOU	.000	3	6	0	0	0	0	0	0	0	0	0	0	3	0	0	0
LDS Totals		.000	5	7	0	0	0	0	0	0	0	0	0	0	4	0	0	0

LEAGUE CHAMPIONSHIP SERIES RECORD

Year	Club	AVG	G	AB	R	H	2B	3B	HR	RBI	SH	SF	HP	BB	SO	SB	CS	E
1998	SD vs. ATL	.231	6	13	1	3	2	0	0	0	0	0	0	0	7	1	0	0

WORLD SERIES RECORD

Year	Club	AVG	G	AB	R	H	2B	3B	HR	RBI	SH	SF	HP	BB	SO	SB	CS	E
1998	SD vs. NYY	.800	3	5	1	4	2	0	0	1	0	0	0	0	0	0	0	0

RIVERA VS. MAJOR LEAGUE TEAMS

2002		NL				CAREER				2002		AL				CAREER				
AVG	AB	H	HR	RBI	AVG	AB	H	HR	RBI	AVG	AB	H	HR	RBI	AVG	AB	H	HR	RBI	
---	---	---	---	---	.163	86	14	3	8	.200	10	2	0	0	Anaheim	.220	41	9	2	6
---	---	---	---	---	.189	53	10	2	2	.364	11	4	0	2	Baltimore	.375	16	6	0	3
---	---	---	---	---	.185	81	15	4	11	.143	7	1	0	1	Boston	.200	20	4	0	3
---	---	---	---	---	.322	59	19	5	15	.333	3	1	0	1	Chicago	.214	14	3	0	2
---	---	---	---	---	.248	105	26	5	18	.000	4	0	0	0	Cleveland	.000	13	0	0	1
---	---	---	---	---	.175	40	7	0	5	.667	6	4	0	0	Detroit	.444	18	8	0	0
500	4	2	0	0	.299	87	26	7	13	.182	11	2	0	0	Kansas City	.182	11	2	0	0
---	---	---	---	---	.184	76	14	4	9	.267	15	4	0	0	Minnesota	.238	21	5	1	2
---	---	---	---	---	.257	105	27	3	14	.188	16	3	1	3	New York	.188	16	3	1	3
---	---	---	---	---	.145	55	8	1	5	.207	29	6	3	5	Oakland	.239	67	16	5	11
---	---	---	---	---	.188	69	13	1	7	.083	24	2	0	0	Seattle	.157	83	13	2	8
---	---	---	---	---	.188	80	15	4	12	.000	10	0	0	2	Tampa Bay	.000	10	0	0	2
---	---	---	---	---	.240	75	18	4	15	---	---	---	---	---	Texas	.160	25	4	0	1
---	---	---	---	---	.203	69	14	1	5	.250	8	2	0	0	Toronto	.130	23	3	1	2
---	---	---	---	---	.000	3	0	0	0	.500	4	2	0	0	Interleague	.171	146	25	6	16
---	---	---	---	---	.278	115	32	6	16											

RIVERA'S CAREER IN BALLPARKS

	AVG	AB	H	HR	RBI		AVG	AB	H	HR	RBI
at Bank One	.145	55	8	2	6	at Edison	.273	22	6	1	5
Turner	.261	23	6	1	1	Camden	.400	10	4	0	2
Wrigley	.205	44	9	3	7	Fenway	.231	13	3	0	3
Cinergy	.255	161	41	9	24	Comiskey	.182	11	2	0	1
Coors	.262	61	16	3	13	Jacobs	.000	10	0	0	0
Pro Player	.160	25	4	0	3	Comerica	.667	6	4	0	0
Minute Maid	.235	17	4	1	1	Kauffman	.182	11	2	0	0
Dodger	.200	40	8	3	5	Metrodome	.238	21	5	1	2
Miller	.500	16	8	0	1	Yankee	.241	29	7	0	6
Olympic	.304	23	7	1	4	Net. Assoc.	.222	45	10	4	7
Shea	.086	35	3	0	3	SAFECO	.152	33	5	0	0
Veterans	.167	42	7	3	7	Tropicana	.000	8	0	0	2
PNC	.143	7	1	0	1	Ballpark	.209	86	18	2	7
Busch	.111	18	2	0	0	SkyDome	.143	7	1	1	1
Qualcomm	.201	473	95	20	54						
Pacific Bell	.138	29	4	1	4						

RIVERA BY MONTH

	2002					CAREER				
	AVG	AB	H	HR	RBI	AVG	AB	H	HR	RBI
In March/April	—	—	—	—	—	.230	126	29	4	18
May	—	—	—	—	—	.260	242	63	9	40
June	—	—	—	—	—	.228	259	59	18	41
July	.200	65	13	3	5	.237	295	70	16	44
August	.242	33	8	0	2	.167	300	50	4	24
Sept./Oct.	.200	60	12	1	7	.201	314	63	11	32
Before ASB	—	—	—	—	—	.246	714	176	36	111
After ASB	.209	158	33	4	14	.192	822	158	26	88

RIVERA'S STATISTICAL BREAKDOWN

	2002					CAREER				
	AVG	AB	H	HR	RBI	AVG	AB	H	HR	RBI
Home	.206	68	14	2	6	.211	701	148	28	80
Road	.211	90	19	2	8	.223	835	186	34	119
Day	.185	27	5	1	3	.206	509	105	21	62
Night	.214	131	28	3	11	.223	1027	229	41	137
Grass	.215	135	29	4	12	.214	1333	285	50	156
Turf	.174	23	4	0	2	.241	203	49	12	43
vs. LHP	.200	55	11	2	5	.219	557	122	26	77
vs. RHP	.214	103	22	2	9	.217	979	212	36	122
RISP	.179	39	7	1	10	.209	417	87	9	130
Bases Loaded	.000	3	0	0	3	.182	44	8	2	29
as Pinch Hitter	.000	1	0	0	0	.208	53	11	3	9
as DH	.000	1	0	0	0	.000	1	0	0	0

RIVERA'S CAREER FIELDING

Position	PCT.	G	PO	A	E	TC	DP	PB
Outfield	.982	588	1149	29	22	1200	8	—

CAREER TRANSACTIONS

- Signed with New York Yankees as non-drafted free agent, Nov. 21, 1990.
- Placed on 60-day Disabled List March 27-May 30, 1997 with right shoulder surgery.
- Traded to San Diego with P Rafael Medina and cash considerations in exchange for rights to RHP Hideki Irabu, IF Homer Bush, OF Gordon Amerson and player to be named later (OF Vernon Maxwell), April 22, 1997.
- Placed on 60-day Disabled List May 30-Aug. 13, 1997 (including rehabilitation assignments to Rancho Cucamonga, May 30-July 22 and Las Vegas, May 3-5) with right shoulder surgery.
- Released by San Diego, March 14, 2001; signed with Cincinnati, March 21, 2001.
- Claimed on waivers by San Francisco Nov. 16, 2001.
- Granted free agency Dec. 12, 2001; signed with New York Yankees as free agent, Feb. 14, 2002.
- Released by New York Yankees, March 12, 2002; signed with Texas, March 31, 2002.
- Granted free agency Sept. 30, 2002; signed with San Francisco, Jan. 24, 2003.

Career Highs

- **Most Hits:** 4 (twice), last: June 6, 2001 at Milwaukee (with Cincinnati)
- **Most RBI:** 5, July 30, 2000 at Pittsburgh (with San Diego)
- **Most Home Runs:** 2, June 18, 1999 vs. Pittsburgh (with San Diego)
- **Career Grand Slams:** 2, last: July 30, 2000 at Pittsburgh (off Josias Manzanillo) (with San Diego)
- **Longest Hitting Streak:** 7 games, May 18-24, 2000

Felix Rodriguez

RIGHT-HANDED PITCHER



Birthdate: December 5, 1972

2003 Opening Day Age: 30

Birthplace: Montecristi, Dominican Republic

Resides: Santiago, Dominican Republic

Bats: Right **Throws:** Right **Height:** 6-1 **Weight:** 198

M.L. Service: 6 years

How Obtained: Acquired from Arizona in exchange for 2 players to be named later (LHP Troy Brohawn and OF Chris Van Rossum), Dec. 8, 1998.

Contract Status: Signed through 2003 (agreed to 2-year deal with mutual options for 2004 and 2005 prior to 2001 season)

CAREER...hard-throwing right-hander has emerged as one of premier short relievers in majors since joining Giants prior to 1999 campaign...in 4 seasons with San Francisco, has logged 23-12 mark with 3 saves and 3.00 ERA (99er, 297.1ip) in 275 relief outings...17 of those victories have come since Opening Day 2001, which leads NL relievers and is 2nd most among all ML bullpen hurlers (SEA's Arthur Rhodes, 18)...has posted ML-best 86 holds since beginning of 2000 campaign...in his last 185 outings dating back to July 4, 2000, has fashioned 2.62 ERA (54er, 185.2ip)...has allowed just 133 hits and 69 walks during span while striking out 191...is 12-2 with 2.13 ERA (27er, 114.1ip) in 111 lifetime outings at Pacific Bell Park...was originally catcher who was converted to pitcher after spending 1st 3 years of professional career behind plate in Dodgers' chain...was acquired from Arizona in trade following 1998 campaign...recorded 1st save in Diamondbacks franchise history, working perfect 9th inning in Arizona's 1st win April 5, 1998 vs. Giants...prior to joining SF, saw ML action with Los Angeles (1995), Cincinnati (1997) and Arizona (1998)...

2002 SEASON...endured rough 1st Half while suffering from effects of tendinitis in right hand, but dominated following All-Star Break to anchor Giants relief corps that posted 2.89 ERA, 2nd-lowest mark in baseball (ATL led at 2.60)...finished season with deceiving 4.17 ERA, as he was nearly unhittable during 2nd Half...forged 1.47 ERA (5er, 30.2ip) over final 29 outings beginning July 22, logging 25-scoreless efforts while lowering his overall ERA 2.17 points (from 6.34)...held opposing hitters to microscopic .126 avg. (13-for-103) over final 2 months...also won each of his last 5 decisions to finish at 8-6, tied for most victories among NL relievers (with teammate Tim Worrell, STL's Jeff Fassero and AZ's Byung-Hyun Kim)...endured majority of troubles on road, as he logged 2.80 ERA (11er, 35.1ip) in SF while yielding 21er in 33.2 frames away from home (5.61 ERA)...was unscored upon in 52 of 71 outings...had 5.55 season ERA at All-Star Break and struggled out of 2nd-Half gate, yielding runs in 3 of 4 appearances with 16.85 ERA (5er, 2.2ip)...however, received medical attention for ailing hand and launched impressive stretch drive with 2.0-inning scoreless stint against St. Louis July 23...pitched in 13 of SF's 17 post season contests, matching Tim Worrell for most October appearances on club...logged 10-scoreless outings, while posting 2.70 ERA (4er, 13.1ip)...allowed just 8 hits while holding opponents to staff-low .178 avg. against (45 at-bats)...was touched for loss in Game 2 of World Series at Anaheim, allowing 2-run HR to Tim Salmon in

bottom of 8th that snapped 9-9 tie...pitched in 1st 6 games of Fall Classic, and had he appeared in Game 7, would have become just 3rd hurler in history to work in each contest of single World Series...

2001...put together dominating campaign, solidifying his spot as one of best set-up men in baseball...received 7th-place vote in NL MVP balloting...in team- and career-high 80 appearances, posted 9-1 mark with 1.68 ERA, lowest amongst all Major League relievers...yielded just 15 earned runs in 80.1 innings, only 1.1 frames shy of career high...9 wins marked career high and tied for lead amongst all NL relievers (with LA's Matt Herges and MON's Graeme Lloyd), and was highest victory total by SF relief pitcher since Steve Bedrosian went 9-9 in 1990...recorded 32 holds to lead senior circuit for 2nd consecutive season (also 30 in 2000)...ranked 4th in league with .188 (53-for-182) batting average against...was stingiest NL pitcher against left-handers, allowing just 17 hits in 111 at-bats (.150)...allowed 9.1 baserunners per 9.0 innings, best mark among NL relievers...season ERA was last above 2.00 following May 23 outing (2.05), his 21st appearance of year...season ledger dropped to 1.96 in 22nd outing and was never higher than 1.88 for remainder of campaign...was unscored upon in 68 of 80 efforts (85.0%), including 32 of 37 (86.5%) after All-Star Break...did not allow a baserunner in 29 of 80 outings (36.3%)...tagged with only loss of season July 4 at Los Angeles (1.0ip,2h,1r), yielding solo HR to Gary Sheffield leading off bottom of 8th inning that gave Dodgers 4-3 lead...following loss, ended season with career-best 5-game winning streak...tallied 1.42 ERA (5er, 38.0ip) over last 38 appearances of 1st half, and fashioned 4-game winning streak April 17-June 30...fired 20.0-consecutive scoreless innings over 18-game stretch from May 7-June 21...over span, walked 3 and struck out 27 while holding opposing hitters to .109 batting average against (7-for-64)...**2000**...solidified role as Giants set-up man by teaming with closer Robb Nen to form one of Majors' most imposing bullpen tandems...in 44 games in which both pitchers worked, pair combined to go 6-2 with 25 saves and 0.85 ERA (9er, 95.1ip)...in fact, over final 25 outings together (dating back to 2nd game of July 4 DH vs. Colorado), pair went 2-0 with 19 saves and 0.17 ERA (1er, 53.2ip)...individually, posted 4-2 mark with 3 saves (in 7 chances) and 2.64 ERA (24er, 81.2ip)...worked in team-high 76 games, yielding runs in just 14 outings...tied for 5th in NL for appearances (Montreal's Steve Kline led with 83)...his ERA ranked 8th among all NL relievers, while 81.2 innings pitched ranked 10th...also led NL with 30 holds...closed out campaign with impressive numbers, yielding just 7 earned runs in his last 36 outings (beginning July 4), posting 1.73 ERA (36.1ip)...notched 1st save as Giant June 14 vs. Reds, tossing 1.1-scoreless frames in SF's 6-2 win...entered with 5-2 lead and 2-outs in 8th inning, stranding inherited runner at 1st base...was 6th career save, 1st since April 25, 1998 at Florida (with Arizona)...pitched in 3 games of NLDS vs. Mets, going 0-1 with 6.23 ERA (4.1ip, 3er)...suffered loss in Game 2, allowing single run in 10th inning after allowing 2-run homer in 9th...**1999**...worked in middle and long relief in initial campaign with Giants...was particularly strong over final 36 outings (beginning May 23), logging 2-1 record with 2.54 ERA (14er, 46.0ip)...began run with 15-appearance stretch May 23-July 16 in which he was touched for just 1er (4 runs total) over 17.2ip (0.51 ERA)...prior to May 23, struggled early as he was 0-2 with 6.20 ERA (14er, 20.1ip) in his initial 11 outings...recorded 1st win with Giants July 9 vs. St. Louis, working 2.0-perfect frames (4so) in SF's 5-4, 11-inning triumph...with bat, was 2-for-6 (.333) with 2B, HR, 3 RBI, sacrifice and HBP...slugged 1st career homer (and 1st ML hit) April 10 vs. San Diego (off Andy Ashby), accounting for SF's lone run in 11-1 setback vs. Padres...participated in Dominican Winter League following season, pitching for Licey...**1998**...spent season with Arizona, opening initial year of franchise as closer...earned saves in 5 of 1st 9 appearances, however, was moved to set-up role with emergence of Gregg Olson...after notching franchise's historic 1st save April 5 vs. S.F., followed with save in next outing 3 nights later at Dodger Stadium, tossing scoreless 9th in Arizona's 1st shutout, preserving Brian Anderson's 3-0 win...struggled with control May 12 vs. Chicago, walking 4 men after 2 were out to incur 7-6 loss to Cubs and was moved into set-up role...after moving into that role, ran off 7-outing scoreless string (7.1ip) May 16-June 2...was subsequently placed on 15-day Disabled List with right hip flexor June 21-July 30...while on shelf, made rehabilitation outings for triple-A Tucson (1 game, 9.00 ERA) and rookie-league Tucson (3 games, 4.15 ERA)...**1997**...marked 1st full year as reliever while with Reds organization after signing as free agent...opened year at triple-A Indianapolis, but was summoned to Cincinnati June 7 for remainder of season...did not post decision in 26 appearances for Reds, including spot start...provided his most impressive work in latter half of season...compiled 6.04 ERA through 1st 12 outings, then had 2.18 mark in his last 14 trips to hill...made 1st Major League start Aug. 25 at Colorado, allowing 2 runs in 4.2 innings, but was not involved in Cincinnati's 7-6 victory...followed that start with 9 relief appearances, surrendering only 2 runs in span of 10.0 innings for 1.80 ERA...established big league best with 5 strikeouts in 5.0-inning relief appearance vs. Los Angeles Aug. 8, retiring last 10 men faced and 13 of last 14...**1996**...logged 2nd season at Los Angeles' triple-A Albuquerque club...split time between rotation and bullpen, appearing 27 times overall (19 starts)...was rated Dodgers' 9th best prospect by *Baseball America*, but was released following season...signed with Cincinnati Dec. 23...**1995**...spent

majority of year at Albuquerque, but did have pair of stints with Dodgers...was named Pacific Coast League Pitcher of Week May 1-7, then got 1st call to majors May 12...made big league debut May 13 with 0.1 inning vs. St. Louis, his 1st of 5 appearances before returning to triple-A...was recalled again by Dodgers May 27, making 6 more relief appearances...earned 1st Major league win June 4 vs. New York with inning of work...posted overall 1-1 mark with 2.53 ERA in 11 outings for Los Angeles...**1994**...was used exclusively as starter at double-A San Antonio, going 6-8 with 4.03 ERA in 26 games...held opposition to .219 batting average, 4th best in Texas League...**1993**...was converted to pitcher at single-A Vero Beach after spending 1st 3 seasons as catcher...went 8-8 with 3.75 ERA in 32 games (20 starts)...tossed no-hitter Aug. 28 vs. Sarasota, earning him Dodgers' minor league Pitcher of Week honors...**1992**...was named 10th best prospect in Dodgers' organization by *Baseball America* as catcher...hit .291 in 32 games for rookie-league Great Falls...**1991**...hit .266 in 45 games at rookie-level Kissimmee, his 1st year of baseball in U.S...**1990**...signed as non-drafted free agent by Dodgers Oct. 17, 1989...was assigned to Dominican Summer League...

A GIANT IN THE COMMUNITY...has lent his name and image to Giants Travel Safely campaign, which recognized the importance of safe travel and various transit agencies throughout Bay Area...also has lent his name and image to City of San Francisco's anti-graffiti campaign, serving as spokesman on over 75,000 cards...participates in Giants Rewards and Kids Club activities and events...

PERSONAL...attended Liceo Vigjador Montecristi...was born in same Dominican Republic hometown as Giants' 1st base coach Luis Pujols...married (Luisa Altagracia Nunez, Jan. 27, 1994)...son (Felix, Jr., May 21, 1995)...daughter (Helen, May 13, 1997)...

FELIX RODRIGUEZ

Year	Club	W-L	ERA	G	GS	CG	SH	SV	IP	H	R	ER	HR	HB	BB	SO	WP	BK
1993	Vero Beach	8-8	3.75	32	20	2	1	0	132.0	109	71	55	15	6	71	80	9	6
1994	San Antonio	6-8	4.03	26	26	0	0	0	136.1	106	70	61	8	4	88	126	4	5
1995	Albuquerque	3-2	4.24	14	11	0	0	0	51.0	52	29	24	5	0	26	46	0	1
	Los Angeles	1-1	2.53	11	0	0	0	0	10.2	11	3	3	2	0	5	5	0	0
1996	Albuquerque	3-9	5.53	27	19	0	0	0	107.1	111	70	66	17	9	60	65	5	4
1997	Indianapolis	3-3	1.01	23	0	0	0	1	26.2	22	10	3	0	2	16	26	1	3
	Cincinnati	0-0	4.30	26	1	0	0	0	46.0	48	23	22	2	6	28	34	4	1
1998	Arizona	0-2	6.14	43	0	0	0	5	44.0	44	31	30	5	1	29	36	5	2
	Tucson (Rookie)	0-0	4.15	3	2	0	0	0	4.1	3	4	2	0	1	2	5	0	0
	Tucson	0-0	9.00	1	0	0	0	0	1.0	1	1	1	0	0	2	0	0	0
1999	San Francisco	2-3	3.80	47	0	0	0	0	66.1	67	32	28	6	2	29	55	2	0
2000	San Francisco	4-2	2.64	76	0	0	0	3	81.2	65	29	24	5	3	42	95	3	1
2001	San Francisco	9-1	1.68	80	0	0	0	0	80.1	53	16	15	5	1	27	91	1	0
2002	San Francisco	8-6	4.17	71	0	0	0	0	69.0	53	33	32	5	4	29	58	4	0
Minor Totals		23-30	4.16	126	78	2	1	1	458.2	404	255	212	45	22	265	348	19	19
S.F. Totals		23-12	3.00	274	0	0	0	3	297.1	236	110	99	21	10	127	299	10	1
M.L. Totals		24-15	3.48	354	1	0	0	8	398.0	341	167	154	30	17	189	374	19	4

Year	Club	AVG	G	AB	R	H	2B	3B	HR	RBI	SH	SF	HP	BB	SO	SB	CS	E
1990	Santo Domingo	.228	63	241	23	55	10	0	2	33	1	4	2	15	52	4	3	—
1991	Kissimmee	.266	45	139	15	37	8	1	2	21	0	0	1	6	32	1	0	5
1992	Great Falls	.291	32	110	20	32	8	0	2	20	1	1	1	16	2	0	2	
Minor Totals		.253	140	490	58	124	26	1	6	74	2	5	4	22	100	7	3	7

RODRIGUEZ' M.L. BATTING

		AVG	G	AB	R	H	2B	3B	HR	RBI	SH	SF	HP	BB	SO	SB	CS	E
---	2002	1.000	71	1	1	1	0	0	0	0	0	0	0	0	0	0	0	0
---	Career	.429	354	14	4	6	1	0	1	3	2	0	1	0	4	0	0	1

LAST HOME RUN: April 10, 1999 vs. San Diego (off Andy Ashby)

DIVISION SERIES RECORD

Year	Club	W-L	ERA	G	GS	CG	SH	SV	IP	H	R	ER	HR	HB	BB	SO	WP	BK
2000	SF vs. NY	0-1	6.23	3	0	0	0	0	4.1	6	3	3	1	0	1	6	0	0
2002	SF vs. ATL	0-0	0.00	3	0	0	0	0	3.0	1	0	0	0	0	2	2	0	0
LDS Totals		0-1	3.68	6	0	0	0	0	7.1	7	3	3	1	0	3	8	0	0

LEAGUE CHAMPIONSHIP SERIES RECORD

Year	Club	W-L	ERA	G	GS	CG	SH	SV	IP	H	R	ER	HR	HB	BB	SO	WP	BK
2002	SF vs. STL	0-0	1.93	4	0	0	0	0	4.2	3	1	1	0	0	2	2	0	0

WORLD SERIES RECORD

Year	Club	W-L	ERA	G	GS	CG	SH	SV	IP	H	R	ER	HR	HB	BB	SO	WP	BK
2002	SF vs. ANA	0-1	4.76	6	0	0	0	0	5.2	4	3	3	2	0	1	3	0	0

RODRIGUEZ VS. MAJOR LEAGUE TEAMS

2002					NL					CAREER					2002					AL					CAREER																																																																																																																																																																																																																																																								
W-L-S	ERA	G	IP	H	ER	W-L-S	ERA	G	IP	H	ER	W-L-S	ERA	G	IP	H	ER	W-L-S	ERA	G	IP	H	ER	W-L-S	ERA	G	IP	H	ER	W-L-S	ERA	G	IP	H	ER																																																																																																																																																																																																																																														
2-1-0	7.36	9	7.1	6	6	Arizona	2-1-0	6.95	24	22.0	18	17	---	---	---	---	---	---	Anaheim	0-0-0	4.50	5	4.0	4	2	---	---	---	---	---	---	Baltimore	1-0-0	0.00	2	2.0	1	0	---	---	---	---	---	---	Boston	---	---	---	---	---	---	Chicago	0-0-0	0.00	1	1.2	3	0	---	---	---	---	---	---	Cleveland	0-0-0	0.00	1	1.2	0	0	---	---	---	---	---	---	Detroit	---	---	---	---	---	---	Kansas City	0-0-0	0.00	1	1.0	1	0	---	---	---	---	---	---	Los Angeles	2-3-1	3.20	34	39.1	27	14	---	---	---	---	---	---	Minnesota	0-0-0	0.00	1	1.0	1	0	---	---	---	---	---	---	Milwaukee	2-1-0	5.60	18	17.2	22	11	0-1-0	10.80	2	1.2	1	2	New York	0-1-0	10.80	2	1.2	1	2	0-0-0	0.00	2	2.2	2	0	Montreal	1-0-1	3.55	16	12.2	12	5	0-0-0	0.00	3	3.1	2	0	Oakland	1-0-0	2.77	13	13.0	11	4	0-0-0	0.00	3	3.1	0	0	New York	4-1-0	2.96	20	27.1	27	9	---	---	---	---	---	---	Philadelphia	2-0-0	0.42	21	21.1	15	1	---	---	---	---	---	---	Pittsburgh	0-1-0	0.50	16	18.0	7	1	---	---	---	---	---	---	St. Louis	5-0-0	3.51	25	33.1	28	13	0-0-0	13.50	1	0.2	1	1	Toronto	0-0-0	13.50	1	0.2	1	1	0-1-0	5.87	7	7.2	6	5	San Diego	0-2-0	4.76	30	34.0	24	18	1-1-0	3.52	8	7.2	5	3	Interleague	2-1-0	4.08	34	35.1	34	16	---	---	---	---	---	---	San Francisco	0-0-1	3.68	6	7.1	4	3

RODRIGUEZ' CAREER IN BALLPARKS

	W-L-S	ERA	G	IP	H	ER		W-L-S	ERA	G	IP	H	ER
at Bank One	0-1-3	4.86	32	33.1	27	18	at Edison	0-0-0	0.00	3	1.2	0	0
Turner	0-0-0	0.69	11	13.0	8	1	Camden	---	---	---	---	---	---
Wrigley	0-0-0	7.94	5	5.2	9	5	Fenway	---	---	---	---	---	---
Cnergy	0-1-0	4.96	23	32.2	41	18	Comiskey	---	---	---	---	---	---
Coors	3-0-0	4.81	19	24.1	23	13	Jacobs	0-0-0	0.00	1	1.2	0	0
Pro Player	0-1-1	3.60	8	10.0	10	4	Comerica	---	---	---	---	---	---
Minute Maid	0-0-0	3.18	6	5.2	7	2	Kauffman	---	---	---	---	---	---
Dodger	2-4-1	2.92	26	24.2	22	8	Metrodome	0-0-0	0.00	1	1.0	1	0
Miller	1-0-0	7.71	3	2.1	2	2	Yankee	0-1-0	10.80	2	1.2	1	2
Olympic	1-0-1	3.24	10	8.1	9	3	Net. Assoc.	1-0-0	5.40	6	6.2	6	4
Shea	1-1-0	4.11	11	15.1	15	7	SAFECO	0-0-0	0.00	1	0.2	0	0
Veterans	0-0-0	0.77	11	11.2	7	1	Tropicana	---	---	---	---	---	---
PNC	0-0-0	0.00	3	3.1	0	0	Ballpark	0-0-0	7.36	2	3.2	6	3
Busch	0-0-0	5.84	11	12.1	15	8	SkyDome	0-0-0	13.50	1	0.2	1	1
Qualcomm	0-2-0	3.93	17	18.1	8	8							
Pacific Bell	12-2-2	2.13	111	114.1	77	27							

RODRIGUEZ BY MONTH

	2002						CAREER					
	W-L-S	ERA	G	IP	H	ER	W-L-S	ERA	G	IP	H	ER
In March/April	0-2-0	5.56	12	11.1	10	7	1-3-5	4.45	49	56.2	51	28
May	1-0-0	4.50	12	12.0	15	6	4-4-0	3.06	64	67.2	60	23
June	1-2-0	5.91	12	10.2	10	7	5-2-1	4.11	63	70.0	62	32
July	1-2-0	5.91	10	10.2	8	7	5-4-1	3.69	49	63.1	58	26
August	2-0-0	1.26	14	14.1	4	2	5-2-1	2.88	65	78.0	64	25
Sept./Oct.	3-0-0	2.70	11	10.0	6	3	4-0-0	2.89	64	62.1	46	20
Before ASB	3-4-0	5.55	38	35.2	36	22	12-10-7	3.80	193	210.2	185	89
After ASB	5-2-0	2.70	33	33.1	17	10	12-5-1	3.12	161	187.1	156	65

RODRIGUEZ' STATISTICAL BREAKDOWN

	2002						CAREER					
	W-L-S	ERA	G	IP	H	ER	W-L-S	ERA	G	IP	H	ER
Season	8-6-0	4.17	71	69.0	53	32	24-15-8	3.48	354	398.0	341	154
Home	4-2-0	2.80	35	35.1	26	11	15-5-5	2.99	172	195.1	157	65
Road	4-4-0	5.61	36	33.2	27	21	9-10-3	3.95	182	202.2	184	89
Day	3-4-0	5.53	30	27.2	25	17	9-5-4	3.54	128	145.0	137	57
Night	5-2-0	3.27	41	41.1	28	15	15-10-4	3.45	226	253.0	204	97
Starter	—	—	—	—	—	—	0-0-0	3.86	1	4.2	5	2
Reliever	8-6-0	4.17	71	69.0	53	32	24-15-8	3.48	353	393.1	336	152

RODRIGUEZ' CAREER FIELDING

Position	PCT.	G	PO	A	E	TC	DP	PB
Pitcher	.957	354	8	36	2	46	2	—

CAREER TRANSACTIONS

- Signed by Los Angeles as non-drafted free agent, Oct. 17, 1989.
- Signed by Cincinnati as free agent, Dec. 23, 1996.
- Traded to Arizona for player to be named later (RHP Scott Winchester, Nov. 18), Nov. 11, 1998.
- Traded to San Francisco for 2 players to be named later (LHP Troy Brohawn and OF Chris Van Rossum), Dec. 8, 1998.

Career Highs

- **Low-Hit Game:** No complete games
- **Innings Pitched - Starter:** 4.2, Aug. 25, 1997 at Colorado (with Cincinnati)
Reliever: 5.0, Aug. 8, 1997 vs. Los Angeles (with Cincinnati)
- **Most Strikeouts:** 5 (twice), last: July 26, 1999 vs. St. Louis
- **Winning Streak:** 5 games (twice), last: Aug. 26-Sept. 22, 2002
- **Losing Streak:** 2 games (4 times), last: July 16-20, 2002

Guillermo Rodriguez

CATCHER



Birthdate: May 15, 1978

2003 Opening Day Age: 24

Birthplace: Barquisimeto Lara, Venezuela

Resides: Barquisimeto Lara, Venezuela

Bats: Right **Throws:** Right **Height:** 5-11 **Weight:** 195

M.L. Service: None

How Obtained: Signed by Giants as non-drafted free agent, Nov. 17, 1995.

Contract Status: Non-roster invitee

CAREER...young catcher comes to camp as non-roster invitee...owns .258 lifetime batting avg. in 440 minor league games...has 7 years of professional experience despite being just 24-years-old, having originally signed in 1996 at age of 18...was added to Giants' 40-man roster following 1999 campaign...

2002 SEASON...had breakout year at plate while making rounds of Giants minor league system, hitting career-best .302 (93-for-308) with 21 2Bs, 5 HRs and 34 RBI in 87 combined games for San Jose, Fresno and Shreveport...avg. ranked 3rd among SF farmhands...began year with single-A San Jose and batted .362 (55-for-152) with 15 2Bs, HR and 20 RBI...42-game stint was impressive enough for Honorable Mention accolades on California League's post season All-Star squad...was promoted to triple-A Fresno June 24 and logged 32 games with Grizzlies, hitting .235 (27-for-115) with 5 2Bs, 2 HRs and 8 RBI...was sent to double-A Shreveport Aug. 12...spent remainder of season with Swamp Dragons, hitting at .268 clip (11-for-41) in 13 Texas League outings...played for La Guaira in Venezuelan Winter League following campaign...

2001...split time between Shreveport and San Jose, hitting combined .228 with 7 HRs and 46 RBI in 100 games...began season with Swamp Dragons, hitting 5 HRs with 25 RBI to earn spot on Texas League's in season All Star club...however, avg. later dipped to .204 and was sent to junior Giants...swung effective bat in San Jose, hitting .270 with 10 2Bs, 2 HRs and 21 RBI in 35 games...**2000**...except for batting avg., enjoyed best offensive season of professional career...spent full year with single-A Bakersfield, hitting .240, with career highs in games played (118), at-bats (437), runs scored (63), 2Bs (27), HRs (10) and RBI (58)...also showed off speed with career-best 20 stolen bases (in 28 attempts)...**1999**...put together solid season, hitting combined .271 with 10 2Bs, 7 HRs and 45 RBI in 74 games with Bakersfield and rookie-league Salem-Keizer...hit at .290 clip (27-for-93) in 41 games with Blaze and was excellent run producer with short-season Volcanoes, notching 6 HRs and 34 RBI in just 33 contests...**1998**...played in just 2 games in Giants' chain, 1 contest each at Salem-Keizer and San Jose...spent majority of season with Guacara in Venezuelan Summer League, returning to native country and batting .327 with 5 HRs and 26 RBI in 32 games...**1997**...logged combined 24 games with Salem-Keizer and San Jose, going 13-for-66 (.197)...**1996**...began professional career with 3-game stint at Bellingham (short-season A ball) and was hitless in 4 at-bats...

PERSONAL...graduated from V.E. Formacion Deportiva in Barquisimeto, Venezuela...married (Johanna Torres, Feb. 14, 1998)...

GUILLERMO SEGUNDO RODRIGUEZ

Year	Club	AVG	G	AB	R	H	2B	3B	HR	RBI	SH	SF	HP	BB	SO	SB	CS	E
1996	Bellingham	.000	3	4	1	0	0	0	0	0	0	0	0	0	1	0	0	0
1997	Salem-Keizer	.231	11	39	3	9	3	0	0	3	0	0	0	5	12	0	1	1
	San Jose	.148	13	27	2	4	3	1	0	2	2	0	0	0	9	0	0	0
1998	Salem-Keizer	.250	1	4	0	1	0	0	0	0	0	0	0	0	1	0	0	0
	San Jose	.000	1	1	0	0	0	0	0	0	0	0	0	0	0	0	0	0
1999	VSL-Guacara	.327	32	101	16	33	3	0	5	26	0	2	3	13	19	9	1	—
	Bakersfield	.290	41	93	10	27	5	0	1	11	3	2	4	3	18	4	0	6
2000	Salem-Keizer	.254	33	114	16	29	5	0	6	34	0	0	3	9	28	1	3	5
	Bakersfield	.240	118	437	63	105	27	1	10	58	4	3	13	30	101	20	8	15
2001	Shreveport	.204	65	216	21	44	7	0	5	25	5	3	6	8	40	3	0	8
	San Jose	.270	35	126	18	34	10	0	2	21	4	1	8	9	26	2	2	2
2002	San Jose	.362	42	152	24	55	15	1	1	20	1	0	1	10	26	2	1	6
	Fresno	.235	32	115	9	27	5	0	2	8	1	1	5	6	23	0	1	3
	Shreveport	.268	13	41	4	11	1	1	1	6	0	0	1	4	10	1	2	0
Minor Totals		.258	440	1470	187	379	84	4	33	214	20	12	44	97	314	42	20	46

CAREER TRANSACTIONS

- Signed by Giants as non-drafted free agent, Nov. 17, 1995.

Kirk Rueter

LEFT-HANDED PITCHER



Birthdate: December 1, 1970

2003 Opening Day Age: 32

Birthplace: Centralia, Illinois

Resides: Nashville, Illinois

Bats: Left **Throws:** Left **Height:** 6-2 **Weight:** 212

M.L. Service: 8 years, 124 days

How Obtained: Acquired from Montreal with RHP Tim Scott in exchange for RHP Mark Leiter, July 30, 1996.

Contract Status: Signed through 2005 (signed 2-year extension, Feb. 19, 2003)

CAREER...owns 109-68 lifetime ledger for 5th-highest winning pct. (.615) for lefty since 1980 (Randy Johnson leads with .679 mark, 224-106)...also ranks 10th among all active pitchers for winning pct. (100 decisions)...has fashioned 60-29 career road record (.674) for 2nd highest winning pct. among all active pitchers with at least 65 road decisions (behind only Pedro Martinez, 77-29, .727)...is 1st Giants left hander to win at least 10 games in 6-consecutive seasons since Johnny Antonelli (1954-59)...last SF pitchers to accomplish feat were Hall of Fame right handers Juan Marichal (11 straight years, 1961-71) and Gaylord Perry (6 consecutive, 1966-71)...is only SF left hander to win at least 14 games in 4 different campaigns (1998, '99, 2001 and '02)...SF is 124-75 (.623) in his 199 starts since arrival in 1996...has posted personal 84-56 ledger (.600) since coming to SF in 1996 and owns sole possession of 6th place on SF win list...Jack Sanford sits in 5th with 89 victories...has allowed 3 earned runs-or-less in 187 of 258 career starts (72.5%)...has shown great control over his career, issuing just 2.6 free passes per 9.0 innings (422bb, 1,473.1ip)...in fact, has yielded 2-or-fewer walks in 205 of his 258 starts (79.5%)...has traditionally been 2nd Half pitcher and is 76-33 with 3.72 ERA (292er, 707.1ip) in 121 career efforts after break...was Giants' winningest left-hander during 1990's, going 45-27...opened Major League career with 10-game winning streak that spanned from 1993-94 with Expos...big league record for wins to start career is 12 straight, held by Hooks Wiltse (1904 NY Giants) and Butch Metzger (1974 Giants, 1975-76 Padres)...Fernando Valenzuela opened his career with 10 straight victories for Dodgers in 1981...was named NL Rookie Pitcher of Year by *The Sporting News* and 8th best '93 Major League rookie by *Baseball America*...is hitting .194 (52-for-267) in his last 140 starts, dating back to his final 9 outings of 1998...was just 23-for-211 (.109) to start his career...

Giants Winningest Left-Handers During 1990's

1. Kirk Rueter45-27
2. Shawn Estes40-36
3. Trevor Wilson.....39-41
4. Bud Black34-32
5. Bryan Hickerson.....16-16

2002 SEASON...veteran southpaw tied for club lead in wins (14 with Russ Ortiz) and starts (33), while leading club in ERA (3.23)...broke 200-inning barrier for 1st time in career (203.2)...joined Livan Hernandez (216.0) and Ortiz (214.1) as 1st Giants trio to log 200 innings in same season since 1991 (Bud Black, John Burkett and Trevor Wilson)...also reached 30-start level for 6th consecutive year...ranked among NL leaders in ERA (9th), home ERA (8th - 3.02), night ERA (8th - 3.07) and fewest walks per 9 innings (9th - 2.4)...logged 1-1 mark with 5.25 ERA (14er, 24.0ip) in 5 post season appearances (4

starts)...suffered loss in Game 2 of NLDS at Atlanta, but bounced back to post win in 9-6 decision over Matt Morris and St. Louis in Game 1 of NLCS at Busch Stadium...locked horns with Morris in classic pitchers' duel in Game 5 of NLCS, tossing 6.0-shutout innings (6h,1bb,2so) before leaving scoreless contest, eventually won by Giants 2-1 to capture NL flag...fashioned 2.70 ERA (3er, 10.0ip) in 2 World Series efforts (1 start)...in fact, was scoreless over his last 7.0 innings in Fall Classic...SF posted 25-8 mark in 33 regular season outings (.758)...allowed 3 earned runs-or-less in 26 of 33 starts (78.8%) while working at least 6.0 innings in 22 outings (66.7%)...was 7-2 with 2.81 ERA (24er, 77.0ip) over his final 13 starts, after suffering through personal 8-start winless stretch June 4-July 24 (0-3 with 4.73 ERA, 24er, 45.2ip)...produced away from Pacific Bell Park, going 9-3 with 3.44 ERA (38er, 99.1ip) in 17 road efforts...had best success at night, going 8-2 with 3.07 ERA (34er, 99.2ip) in 16 starts...owned 6-decision winning streak April 16-May 18, posting 2.49 ERA (13er, 47.0ip) over 7 starts...streak was his longest since also stringing together 6 straight victories May 21-July 2, 1998...notched 100th career victory May 8 at NY, defeating Shawn Estes and Mets by 8-2 count...had 11 hits, marking 4th straight year he's registered double digits (high: 14, 1998)...tied for 3rd in NL with 13 sacrifice hits...

2001...established career highs in games (34), starts (34) and losses (12)...14 victories were 3rd highest total of his career...tied for staff lead in starts, while ranking 2nd for victories (14) and 3rd in innings...reached 30-start plateau for 5th consecutive season...jumped out to 12-7 record with 4.50 ERA over his 1st 25 starts...was 2-5 with 4.21 ERA (24er, 51.1ip) over his last 9 starts...9 of his 14 victories came on road, good enough to tie for 4th in NL...was 3rd in NL with 28 groundball doubleplays induced...allowed 3 earned runs-or-less in 23 of 34 starts (67.6%), including 19 of his final 22 efforts (86.4%)...logged at least 6.0 innings in 22 of his 34 outings (64.7%), including 19 of last 27 starts...yielded 2-or-fewer walks in 24 of 34 outings (70.6%)...9 of his 14 victories came following Giants defeats...in 20 starts after club defeats, was 9-7 with 4.65 ERA (63er, 122.0ip) and worked at least 6.0 innings 14 times...owned career-high 4-game losing skid Aug. 18-Sept. 3, tying his previous long established July 1-Sept. 15, 1996...was 10-for-51 (.196) with 4 runs, 5 RBI and 2

Top 10 Active Winning Percentages

(minimum 100 decisions)

Rank	Pitcher	Record	Winning Pct
1.	Pedro Martinez	152-63	.7070
2.	Randy Johnson	224-106	.6788
3.	Roger Clemens	293-151	.6599
4.	Andy Pettitte	128-70	.6465
5.	Greg Maddux	273-152	.6424
6.	Mike Mussina	181-102	.6396
7.	Bartolo Colon	85-48	.6391
8.	Tom Glavine	242-143	.6286
9.	Kevin Millwood	75-46	.6198
10.	Kirk Rueter	109-68	.6158

Stats courtesy of Bill Arnold/Sports Features Group

walks in last 28 starts, after opening year 0-for-7...**2000**...logged his lowest ERA (3.96) over previous 3 seasons, but posted smallest win total (11) over that period...still tied for 4th on staff for wins, 4th in ERA, 3rd for starts (31) and 4th for innings (184.0)...more importantly, SF went 20-11 in his 31 starts...reached 30-start plateau for 4th straight year...allowed 3 earned runs-or-less in 22-of-31 starts (71.0%)...worked at least 6.0 innings in 22-of-31

starts (71.0%), including 10-of-15 2nd half outings...started 1st game at Pacific Bell Park, suffering 6-5 defeat April 11 to Los Angeles...opposing runners went 1-for-7 with 1 pickoff while attempting to steal...SD's Damian Jackson became 1st player to steal base off him Sept. 16 since MIL's Brian Banks stole 2 bags June 22, 1999...posted 10th victory Sept. 10 vs. San Diego, yielding 2 runs over 7.0 innings of 10-2 victory...became SF's 5th 10-game winner, making staff only 4th in club history to accomplish feat (1968, '73 and '82)...will always remember 4th victory of 2000 campaign June 14 vs. Cincinnati as his wife Karla gave birth to daughter Hope following contest...hit safely in 9 of last 20 starts (.273, 12-for-44), after going 0-for-18 to start year...tossed 4,1-scoreless innings in relief of Shawn Estes in Game 2 of NLDS vs. Mets...**1999**...logged 15 victories, 2nd highest total of career behind 1998's 16-win mark...finished 2nd on staff in wins (15), while tying for lead in starts...also ranked 3rd on club with 184.2 innings...Giants went 21-12 in his starts (.636) for 2nd best winning pct. among rotation members, behind only Russ Ortiz' .667 mark (22-11)...received 3rd best run support per 9.0 innings in National League with 6.63 mark (136 runs)...finished 2nd in circuit for lowest percentage of stolen bases allowed by pitcher, yielding 33.3% (4 steals in 12 attempts)...only Terry Mulholland's 20.0% mark was better...allowed 3 earned runs-or-less in 20 of 33 starts (60.6%)...was SF's best control pitcher, yielding just 2.7 free passes per 9.0 innings (55bb, 184.2ip)...yielded 2-or-fewer walks in 26 of 33 starts (78.8%)...got off to rough start, surrendering 13.50 ERA (19er, 12.2ip) while going 1-1 over 1st 4 outings...rebounded to go 14-9 with 4.81 ERA (92er, 172.0ip) over final 29 starts...tossed 4th career complete game June 29 vs. Colorado as Giants cruised to 10-1 victory...hit .155 (9-for-58) and 5 RBI tied for 2nd among pitching staff, while 8 sacrifices were also 2nd...**1998**...led Giants with career-high 16 victories...also made career-best 33 starts...ranked among NL leaders in wins (tied for 10th) and run support per 9.0 innings (1st, 7.76—158 runs in 183.1ip)...allowed 3 earned runs-or-less in 22 of 33 starts (66.7%)...finished season with 4-game winning streak over last 7 starts, posting 3.63 ERA (16er, 39.2ip)...had each of last 6 starts cut short due to left elbow fatigue...went 3-0 with 3.98 mark (14er, 31.2ip) in those contests...logged career-best 16th victory Sept. 22 in SF's 14-2 romp over Pittsburgh...fired 2-hit, complete game for win July 28 in Montreal, 6-1 SF triumph vs. former team...yielded just infield single (in 1st) over initial 8.0

Most Consecutive Wins to Start Career (Starting Pitcher)

1. Hooks Wiltse	NY Giants	1904	12-0
2. Kirk Rueter	Montreal	1993-94	10-0
3. Whitey Ford	NY Yankees	1950	9-0
Livan Hernandez	Florida	1997	9-0

Top 10 Winning Percentages For Left-Handers Since 1980

(minimum 100 decisions)

Rank	Pitcher	Career Record	Winning Pct
1.	Randy Johnson*	224-106	.6788
2.	Andy Pettitte*	128-70	.6465
3.	Tom Glavine*	242-143	.6286
4.	John Tudor	116-70	.6237
5.	Kirk Rueter*	109-68	.6158
6.	Jimmy Key	186-117	.6139
7.	Ron Guidry	111-72	.6066
8.	David Wells*	185-121	.6046
9.	Teddy Higuera	94-64	.5949
10.	Denny Neagle*	122-88	.5810

* active players

Stats courtesy of Bill Arnold/Sports Features Group

frames...added 2-for-4 effort with 2B and RBI at plate...his 2B in 8th inning marked 1st extra-base hit of his career, snapping string of 212 at-bats without extra-base knock...made his 100th big league appearance April 25 vs. Milwaukee, when he picked up his 3rd win of year...led SF pitchers with 9 sacrifices while hitting .209 (14-for-67) with 2 RBI...14 hits established career-best, surpassing his previous best of 9 knocks in 1997...**1997**...completed 1st full year with Giants and emerged as one of SF's most reliable starters down stretch...won final 4 decisions, posting 1.97 ERA (7er, 32.0ip) in 5 outings during September...finished 8-2 in his last 14 starts, during which he logged 2.74 ERA (27er, 88.2ip)...his 13 victories surpassed his previous best of 8 (without defeat) during his rookie campaign in 1993...logged career standard in strikeouts (115)...on year, Giants won 20 of his 32 starts overall...switched his uniform number 3 times during campaign, moving to #46 for his last 8 starts (5-1, 2.74 ERA — 15er, 49.1ip)...began year with #42, going 2-2 with 3.61 mark (27er,67.1ip) in 12 outings before it was retired on Giants' Jackie Robinson Day June 7...went 6-4 with 3.77 ERA (31er, 74.0ip) in 12 starts wearing #45 (before yielding number to Terry Mulholland)...led SF pitchers with 5 RBI...had no decision in Game #1 of NL Division Series vs. Florida, yielding 1 run over 7.0 innings...left pitchers' duel with Kevin Brown knotted 1-1, but Marlins scored once in 9th to win 2-1...**1996**...appeared with 4 different clubs, starting year with Montreal and finishing campaign with Giants...in between, also pitched for triple-A Ottawa (Montreal) and triple-A Phoenix (SF)...was acquired by Giants July 30 from Montreal (with RHP Tim Scott) in exchange for RHP Mark Leiter...combined for 6-8 record with 3.97 ERA (45er, 102ip) in 20 appearances (19 starts) at Major League level, while posting 2-4 mark with 3.76 ERA (17er, 40.2ip) in 8 starts at triple-A...began season in Expos' rotation, going 2-2 with 4.45 ERA (16er, 32.1ip) in 7 starts through May 9...following loss May 9 vs. Houston in which he lasted just 1.2 innings (7h,4er,1bb), was optioned to Ottawa...after just 1 start with Lynx, was recalled by Expos...went back into rotation, posting 3-4 mark with 4.66 ERA (24er, 46.1ip) in 9 starts from May 26-July 15...however, after dropping 2 straight and receiving no decision in 2.0-inning effort July 15 at Atlanta (5-4 Montreal loss, 7h,4r,3er), was optioned again to Ottawa...made 2 starts with Lynx (1-1, 3.75 ERA, 5er,12ip), then was traded to Giants...made SF debut Aug. 4 at Houston, working 2.1 frames of relief...marked 1st career ML relief appearance, having started previous 59 contests in Majors...was optioned Aug. 7 to Phoenix, in order to work as starter...pitched for Firebirds through conclusion of their regular season and into 1st round of Pacific Coast League Playoffs...made 1 start in Firebirds 3-game sweep of Las Vegas in opening round of PCL playoffs, receiving no decision in 2-1, 13-inning win Sept. 5...was recalled Aug. 10 by Giants, missing PCL finals as SF needed starter to replace Shawn Estes (strained muscle in left side)...made 3 starts rest of season for Giants, going just 1-2 but posting 1.71 ERA (4er,21ip)...**1995**...started season as Montreal's 4th starter...was optioned to Ottawa with Curt Schmidt May 7 as Expos recalled Ugueth Urbina and Gabe White...was 0-2 with 10.56 ERA in 2 starts before demotion...marked 1st time in career he had lost consecutive starts...returned to Expos Aug. 27 to take place of suspended Carlos Perez and showed old form as he hurled 1-hit, 1-0 shutout vs. San Francisco and Mark Leiter...was Expos' 1st 1-hitter since Ken Hill Aug. 6, 1993...faced 28 Giants,

Top 10 Active Road Winning Percentages

(minimum 100 decisions)

Rank	Pitcher	Record	Winning Pct
1.	Pedro Martinez	77-29	.7264
2.	Kirk Rueter	59-29	.6705
3.	Mike Mussina	88-47	.6519
4.	Roger Clemens	139-77	.6435
5.	Randy Johnson	100-58	.6329
6.	Pat Hentgen	68-40	.6296
7.	Tom Glavine	124-76	.6200
8.	Curt Schilling	78-48	.6190
9.	Greg Maddux	131-82	.6150
10.	Bartolo Colon	41-26	.6119

Stats courtesy of Bill Arnold/Sports Features Group

completing game in 1:54 - quickest Expos' game of season...was 5-1 with 1.82 ERA in 7 starts for Montreal after returning from triple-A...underwent arthroscopic surgery Oct. 3 to repair torn meniscus in left knee...procedure was performed by Dr. Larry Coughlin at Queen Elizabeth Hospital in Montreal...**1994**...was one of those pitchers who can get to mound with less than his best stuff and still record win...his 7-3 record seemed incongruous to his 5.17 ERA...by winning 1st 2 decisions, extended his consecutive wins streak from start of his career to 10...won 1st start April 6 at Houston, running streak to 9 wins in row, then had 3 straight no decisions...won 10th straight April 29 vs. Padres, striking out 7...posted 3 more no decisions before recording his 1st career loss May 21 at Pittsburgh...at that point, was 2-1 with 6.27 ERA and had averaged just over 4 innings in each of his 9 starts...his mother, Marjorie, passed away in Hoyleton, IL May 29, as result of long battle with cancer...returned home to be with family for as long as needed...was then optioned to Ottawa June 1...rejoined Expos in Chicago, after his mother's funeral, while technically on Lynx option, throwing on side June 3 and in simulated game at Wrigley June 5...returned with Expos to Montreal before flying to Toledo June 7 for his 1 actual Ottawa appearance...recalled from option for June 11 start vs. New York, his 1st in 21 days...went 5.0 innings for win June 22 at St. Louis, his 1st win since April 29 vs. San Diego...was victor in Expos' 2,000th win in history, 14-0 triumph at San Diego July 8...**1993**...was named NL Rookie Pitcher of Year by *The Sporting News* and 8th best '93 Major League rookie by *Baseball America*...began his trek to stardom in majors July 7...made 14 big league starts, posting perfect 8-0 record with 2.73 ERA...had total of 29 starts at 3 levels...climbed depth of Expos' organization left-handers on basis of strong double-A performance and propelled himself rest of way, upon promotion, with excellence at triple-A Ottawa...beat Greg Brummett and San Francisco in big league debut July 7...allowed walk and single to first 2 batters of game and then retired 18 in a row...8.1 innings was 2nd longest pitching debut in club history to Carl Morton's 9.0 innings with no decision in 1-0 loss to Cubs April 11, 1969...beat John Smoltz and Atlanta 7-2 in complete game 5-hitter Aug. 6...was 1st complete game...collected 1st ML hit in 2nd, 2-run single to left...started triple play in 1-0 victory over Cubs Aug. 23...triple play was via line drive to mound by Rey Sanchez with runners on 1st and 2nd on move...he threw to shortstop Wil Cordero who stepped on 2nd and tagged runner from 1st...was leading double-A Eastern League in ERA when he was promoted to triple-A Ottawa May 27...**1992**...tied for 1st in Midwest League in shutouts (2)...was 3rd in Expos' organization in strikeouts (153) and 5th in ERA (2.58)...was 2nd on Rockford staff in wins (11)...**1991**...broke in with Gulf Coast Expos after being drafted in 19th round of June draft...combined to go 4-2 with 1.21 ERA for Gulf Coast and single-A Sumter...was promoted to Sumter in late July and responded by winning 3 consecutive starts (0.48 ERA, 18.2ip)...

Winningest Single Seasons By SF Left-Handers

Pitcher	Year	Record
Ron Bryant	1973	24-12
Mike McCormick	1967	22-10
Shawn Estes	1997	19-5
Johnny Antonelli	1959	19-10
Billy O'Dell	1962	19-14
Vida Blue	1978	18-10
Bob Knepper	1978	17-11
Kirk Rueter	1998	16-9
Johnny Antonelli	1958	16-13
Shawn Estes	2000	15-6
Kirk Rueter	1999	15-10
Mike McCormick	1960	15-12
Mike Caldwell	1974	14-5
Ron Bryant	1972	14-7
Kirk Rueter	2002	14-8
Billy O'Dell	1963	14-10
Vida Blue	1980	14-10
Kirk Rueter	2001	14-12
Vida Blue	1979	14-14

A GIANT IN THE COMMUNITY...has participated in Giants' Summer Reading Program by holding children's book readings at San Francisco Public Library during last 2 seasons...was also involved in children's book drive...took part in Giants' Wives post-game auction and clinic to raise money for Jr. Giants and Comfort for Kids, which provides specialized medical care to children throughout Bay Area who are facing life-threatening illness...met with San Francisco AAA High School championship teams and threw out 1st pitch at annual game held at Pac Bell Park...participated in 2001 Garth Brooks' "Touch 'Em All" Foundation day at Pacific Bell Park...in 2000, was Giants spokesman for Giants Breast Cancer Awareness Day, filming PSA to increase

awareness...involved in American Cancer Society, including anti-tobacco lecture at San Francisco's Visitacion Valley Middle School...participated in Strike Out Cancer Day at Candlestick Park in 1999, acting as spokesman and purchasing over 1,000 hats for children with cancer that day...serves as local chapter honorary chairman for "Walking Dog Campaign" to raise funds for St. Judes Hospital, one of leading cancer centers in nation...led youth baseball clinics for children at Children's Health Council and Ronald McDonald House in South Bay...also taught baseball clinics for underprivileged and terminally ill children at ballpark, including members from Make-A-Wish foundation and Jr. Giants...signs autographs at Giants Kids Club functions and lends his time to Giants Community Fund...participates in Giants' off-season Care-A-Van, visiting youth organizations and civic groups throughout Northern California in January...

PERSONAL...graduated from Nashville (IL) High School in 1988...had high school jersey #16 retired in ceremony Feb. 2, 2001...earned degree in finance from Murray (KY) State in 1992...married (Karla Gill, Nov. 9, 1996)...daughter (Hope Elaine, June 14, 2000)...

KIRK WESLEY RUETER

Year	Club	W-L	ERA	G	GS	CG	SH	SV	IP	H	R	ER	HR	HB	BB	SO	WP	BK
1991	Gulf Coast	1-1	0.95	5	4	0	0	0	19.0	16	5	2	0	0	4	19	1	0
	Sumter	3-1	1.33	8	5	0	0	0	40.2	32	8	6	3	0	10	27	1	0
1992	Rockford	11-9	2.58	26	26	6	2	0	174.1	150	68	50	5	1	36	153	4	1
1993	Harrisburg	5-0	1.36	9	8	1	1	0	59.2	47	10	9	4	0	7	36	1	0
	Ottawa	4-2	2.70	7	7	1	0	0	43.1	46	20	13	7	0	3	27	0	0
	Montreal	8-0	2.73	14	14	1	0	0	85.2	85	33	26	5	0	18	31	0	0
1994	Montreal	7-3	5.17	20	20	0	0	0	92.1	106	60	53	11	2	23	50	2	0
	Ottawa	0-0	4.50	1	1	0	0	0	2.0	1	1	1	0	0	1	0	0	0
1995	Montreal	5-3	3.23	9	9	1	1	0	47.1	38	17	17	3	1	9	28	0	0
	Ottawa	9-7	3.06	20	20	3	1	0	120.2	120	50	41	7	1	25	67	2	1
1996	Montreal	5-6	4.58	16	16	0	0	0	78.2	91	44	40	12	2	22	30	0	0
	Ottawa	1-2	4.20	3	3	1	0	0	15.0	21	7	7	3	0	3	3	0	0
	San Francisco	1-2	1.93	4	3	0	0	0	23.1	18	6	5	0	0	5	16	2	0
	Phoenix	1-2	3.51	5	5	0	0	0	25.2	25	12	10	2	0	12	15	1	0
1997	San Francisco	13-6	3.45	32	32	0	0	0	190.2	194	83	73	17	1	51	115	3	0
1998	San Francisco	16-9	4.36	33	33	1	0	0	187.2	193	100	91	27	7	57	102	6	0
1999	San Francisco	15-10	5.41	33	33	1	0	0	184.2	219	118	111	28	2	55	94	2	0
2000	San Francisco	11-9	3.96	32	31	0	0	0	184.0	205	92	81	23	2	62	71	1	0
2001	San Francisco	14-12	4.42	34	34	0	0	0	195.1	213	105	96	25	4	66	83	1	0
2002	San Francisco	14-8	3.23	33	33	0	0	0	203.2	204	83	73	22	1	54	76	3	0
Minor Totals		35-24	2.50	84	79	12	4	0	500.1	458	181	139	32	2	97	348	10	2
S.F. Totals		84-56	4.08	201	199	2	0	0	1169.1	1246	587	530	142	17	350	557	18	0
M.L. Totals		109-68	4.07	260	258	4	1	0	1473.1	1566	741	666	173	22	422	696	20	0

RUETER'S M.L. BATTING

		AVG	G	AB	R	H	2B	3B	HR	RBI	SH	SF	HP	BB	SO	SB	CS	E
---	2002	.177	35	62	3	11	0	0	0	3	13	2	0	2	11	0	0	0
---	Career	.157	266	478	34	75	6	0	0	34	71	5	0	21	88	0	1	5

LAST HOME RUN: None

DIVISION SERIES RECORD

Year	Club	W-L	ERA	G	GS	CG	SH	SV	IP	H	R	ER	HR	HB	BB	SO	WP	BK
1997	SF vs. FLA	0-0	1.29	1	1	0	0	0	7.0	4	1	1	1	0	3	5	0	0
2000	SF vs. NY	0-0	0.00	1	0	0	0	0	4.1	3	0	0	0	0	1	1	0	0
2002	SF vs. ATL	0-1	18.00	1	1	0	0	0	3.0	7	7	6	2	0	2	1	0	0
LDS Totals		0-1	4.40	3	2	0	0	0	14.1	14	8	7	3	0	6	7	0	0

LEAGUE CHAMPIONSHIP SERIES RECORD

Year	Club	W-L	ERA	G	GS	CG	SH	SV	IP	H	R	ER	HR	HB	BB	SO	WP	BK
2002	SF vs. STL	1-0	4.09	2	2	0	0	0	11.0	15	5	5	2	1	2	3	0	0

WORLD SERIES RECORD

Year	Club	W-L	ERA	G	GS	CG	SH	SV	IP	H	R	ER	HR	HB	BB	SO	WP	BK
2002	SF vs. ANA	0-0	2.70	2	1	0	0	0	10.0	10	3	3	1	0	1	5	0	0

RUETER VS. MAJOR LEAGUE TEAMS

2002						NL						CAREER						2002						AL						CAREER																																																																																																																																																																																																																																																																																																																																																																																																																																																																		
W-L-S	ERA	G	IP	H	ER	W-L-S	ERA	G	IP	H	ER	W-L-S	ERA	G	IP	H	ER	W-L-S	ERA	G	IP	H	ER	W-L-S	ERA	G	IP	H	ER	W-L-S	ERA	G	IP	H	ER																																																																																																																																																																																																																																																																																																																																																																																																																																																													
1-1-0	0.33	4	27.0	14	1	Arizona	6-6-0	4.22	16	98.0	104	46	—	—	—	—	—	—	—	—	—	—	—	—	Anaheim	2-0-0	1.46	2	12.1	14	2	0-0-0	7.20	1	5.0	9	4	Atlanta	3-7-0	5.65	16	86.0	114	54	0-0-0	4.50	1	6.0	7	3	Baltimore	0-0-0	4.50	1	6.0	7	3	1-0-0	2.57	1	7.0	2	2	Chicago	6-5-0	2.92	12	74.0	63	24	—	—	—	—	—	—	—	—	—	—	—	—	Boston	—	—	—	—	—	—	2-0-0	1.35	2	13.1	13	2	Cincinnati	9-1-0	3.15	14	74.1	80	26	—	—	—	—	—	—	—	—	—	—	—	—	Chicago	—	—	—	—	—	—	0-2-0	5.25	4	24.0	29	14	Colorado	9-8-0	5.29	22	119.0	145	70	—	—	—	—	—	—	—	—	—	—	—	—	Cleveland	—	—	—	—	—	—	1-1-0	4.50	2	12.0	13	6	Florida	4-5-0	5.55	14	73.0	88	45	—	—	—	—	—	—	—	—	—	—	—	—	Detroit	—	—	—	—	—	—	1-0-0	3.60	1	5.0	5	2	Houston	7-4-0	4.50	15	78.0	85	39	—	—	—	—	—	—	—	—	—	—	—	—	Kansas City	—	—	—	—	—	—	1-2-0	5.32	4	22.0	30	13	Los Angeles	8-8-0	4.43	23	124.0	136	61	—	—	—	—	—	—	—	—	—	—	—	—	Minnesota	—	—	—	—	—	—	0-0-0	1.29	1	7.0	3	1	Milwaukee	6-1-0	1.96	9	59.2	38	13	—	—	—	—	—	—	—	—	—	—	—	—	New York	—	—	—	—	—	—	—	—	—	—	—	—	Montreal	5-1-0	3.38	11	69.1	67	26	0-1-0	2.57	1	7.0	9	2	Oakland	5-3-0	3.76	9	52.2	62	22	2-0-0	1.15	2	15.2	10	2	New York	2-5-0	5.11	14	74.0	82	42	—	—	—	—	—	—	Seattle	3-0-0	4.88	4	24.0	31	13	1-0-0	3.00	1	6.0	7	2	Philadelphia	4-2-0	4.92	15	75.0	92	41	—	—	—	—	—	—	—	—	—	—	—	—	Tampa Bay	—	—	—	—	—	—	1-0-0	6.10	2	10.1	12	7	Pittsburgh	8-5-0	3.75	16	96.0	92	40	—	—	—	—	—	—	—	—	—	—	—	—	Texas	1-0-0	6.23	2	8.2	13	6	1-0-0	0.00	1	7.1	6	0	St. Louis	9-3-0	2.72	21	125.2	116	38	0-1-0	18.00	1	3.0	8	6	Toronto	0-1-0	18.00	1	3.0	8	6	2-0-0	2.08	4	26.0	27	6	San Diego	10-2-0	3.39	19	114.0	115	43	0-2-0	6.19	3	16.0	24	11	Interleague	11-4-0	4.39	19	106.2	135	52	—	—	—	—	—	—	San Francisco	2-1-0	2.03	4	26.2	14	6	—	—	—	—	—	—	—	—	—	—	—	—	—	—	—	—	—	—
1-0-0	2.57	1	7.0	2	2	Chicago	6-5-0	2.92	12	74.0	63	24	—	—	—	—	—	—	—	—	—	—	—	—	Boston	—	—	—	—	—	—	2-0-0	1.35	2	13.1	13	2	Cincinnati	9-1-0	3.15	14	74.1	80	26	—	—	—	—	—	—	—	—	—	—	—	—	Chicago	—	—	—	—	—	—	0-2-0	5.25	4	24.0	29	14	Colorado	9-8-0	5.29	22	119.0	145	70	—	—	—	—	—	—	—	—	—	—	—	—	Cleveland	—	—	—	—	—	—	1-1-0	4.50	2	12.0	13	6	Florida	4-5-0	5.55	14	73.0	88	45	—	—	—	—	—	—	—	—	—	—	—	—	Detroit	—	—	—	—	—	—	1-0-0	3.60	1	5.0	5	2	Houston	7-4-0	4.50	15	78.0	85	39	—	—	—	—	—	—	—	—	—	—	—	—	Kansas City	—	—	—	—	—	—	1-2-0	5.32	4	22.0	30	13	Los Angeles	8-8-0	4.43	23	124.0	136	61	—	—	—	—	—	—	—	—	—	—	—	—	Minnesota	—	—	—	—	—	—	0-0-0	1.29	1	7.0	3	1	Milwaukee	6-1-0	1.96	9	59.2	38	13	—	—	—	—	—	—	—	—	—	—	—	—	New York	—	—	—	—	—	—	—	—	—	—	—	—	Montreal	5-1-0	3.38	11	69.1	67	26	0-1-0	2.57	1	7.0	9	2	Oakland	5-3-0	3.76	9	52.2	62	22	2-0-0	1.15	2	15.2	10	2	New York	2-5-0	5.11	14	74.0	82	42	—	—	—	—	—	—	Seattle	3-0-0	4.88	4	24.0	31	13	1-0-0	3.00	1	6.0	7	2	Philadelphia	4-2-0	4.92	15	75.0	92	41	—	—	—	—	—	—	—	—	—	—	—	—	Tampa Bay	—	—	—	—	—	—	1-0-0	6.10	2	10.1	12	7	Pittsburgh	8-5-0	3.75	16	96.0	92	40	—	—	—	—	—	—	—	—	—	—	—	—	Texas	1-0-0	6.23	2	8.2	13	6	1-0-0	0.00	1	7.1	6	0	St. Louis	9-3-0	2.72	21	125.2	116	38	0-1-0	18.00	1	3.0	8	6	Toronto	0-1-0	18.00	1	3.0	8	6	2-0-0	2.08	4	26.0	27	6	San Diego	10-2-0	3.39	19	114.0	115	43	0-2-0	6.19	3	16.0	24	11	Interleague	11-4-0	4.39	19	106.2	135	52	—	—	—	—	—	—	San Francisco	2-1-0	2.03	4	26.2	14	6	—	—	—	—	—	—	—	—	—	—	—	—	—	—	—	—	—	—																																																										
2-0-0	1.35	2	13.1	13	2	Cincinnati	9-1-0	3.15	14	74.1	80	26	—	—	—	—	—	—	—	—	—	—	—	—	Chicago	—	—	—	—	—	—	0-2-0	5.25	4	24.0	29	14	Colorado	9-8-0	5.29	22	119.0	145	70	—	—	—	—	—	—	—	—	—	—	—	—	Cleveland	—	—	—	—	—	—	1-1-0	4.50	2	12.0	13	6	Florida	4-5-0	5.55	14	73.0	88	45	—	—	—	—	—	—	—	—	—	—	—	—	Detroit	—	—	—	—	—	—	1-0-0	3.60	1	5.0	5	2	Houston	7-4-0	4.50	15	78.0	85	39	—	—	—	—	—	—	—	—	—	—	—	—	Kansas City	—	—	—	—	—	—	1-2-0	5.32	4	22.0	30	13	Los Angeles	8-8-0	4.43	23	124.0	136	61	—	—	—	—	—	—	—	—	—	—	—	—	Minnesota	—	—	—	—	—	—	0-0-0	1.29	1	7.0	3	1	Milwaukee	6-1-0	1.96	9	59.2	38	13	—	—	—	—	—	—	—	—	—	—	—	—	New York	—	—	—	—	—	—	—	—	—	—	—	—	Montreal	5-1-0	3.38	11	69.1	67	26	0-1-0	2.57	1	7.0	9	2	Oakland	5-3-0	3.76	9	52.2	62	22	2-0-0	1.15	2	15.2	10	2	New York	2-5-0	5.11	14	74.0	82	42	—	—	—	—	—	—	Seattle	3-0-0	4.88	4	24.0	31	13	1-0-0	3.00	1	6.0	7	2	Philadelphia	4-2-0	4.92	15	75.0	92	41	—	—	—	—	—	—	—	—	—	—	—	—	Tampa Bay	—	—	—	—	—	—	1-0-0	6.10	2	10.1	12	7	Pittsburgh	8-5-0	3.75	16	96.0	92	40	—	—	—	—	—	—	—	—	—	—	—	—	Texas	1-0-0	6.23	2	8.2	13	6	1-0-0	0.00	1	7.1	6	0	St. Louis	9-3-0	2.72	21	125.2	116	38	0-1-0	18.00	1	3.0	8	6	Toronto	0-1-0	18.00	1	3.0	8	6	2-0-0	2.08	4	26.0	27	6	San Diego	10-2-0	3.39	19	114.0	115	43	0-2-0	6.19	3	16.0	24	11	Interleague	11-4-0	4.39	19	106.2	135	52	—	—	—	—	—	—	San Francisco	2-1-0	2.03	4	26.2	14	6	—	—	—	—	—	—	—	—	—	—	—	—	—	—	—	—	—	—																																																																																										
0-2-0	5.25	4	24.0	29	14	Colorado	9-8-0	5.29	22	119.0	145	70	—	—	—	—	—	—	—	—	—	—	—	—	Cleveland	—	—	—	—	—	—	1-1-0	4.50	2	12.0	13	6	Florida	4-5-0	5.55	14	73.0	88	45	—	—	—	—	—	—	—	—	—	—	—	—	Detroit	—	—	—	—	—	—	1-0-0	3.60	1	5.0	5	2	Houston	7-4-0	4.50	15	78.0	85	39	—	—	—	—	—	—	—	—	—	—	—	—	Kansas City	—	—	—	—	—	—	1-2-0	5.32	4	22.0	30	13	Los Angeles	8-8-0	4.43	23	124.0	136	61	—	—	—	—	—	—	—	—	—	—	—	—	Minnesota	—	—	—	—	—	—	0-0-0	1.29	1	7.0	3	1	Milwaukee	6-1-0	1.96	9	59.2	38	13	—	—	—	—	—	—	—	—	—	—	—	—	New York	—	—	—	—	—	—	—	—	—	—	—	—	Montreal	5-1-0	3.38	11	69.1	67	26	0-1-0	2.57	1	7.0	9	2	Oakland	5-3-0	3.76	9	52.2	62	22	2-0-0	1.15	2	15.2	10	2	New York	2-5-0	5.11	14	74.0	82	42	—	—	—	—	—	—	Seattle	3-0-0	4.88	4	24.0	31	13	1-0-0	3.00	1	6.0	7	2	Philadelphia	4-2-0	4.92	15	75.0	92	41	—	—	—	—	—	—	—	—	—	—	—	—	Tampa Bay	—	—	—	—	—	—	1-0-0	6.10	2	10.1	12	7	Pittsburgh	8-5-0	3.75	16	96.0	92	40	—	—	—	—	—	—	—	—	—	—	—	—	Texas	1-0-0	6.23	2	8.2	13	6	1-0-0	0.00	1	7.1	6	0	St. Louis	9-3-0	2.72	21	125.2	116	38	0-1-0	18.00	1	3.0	8	6	Toronto	0-1-0	18.00	1	3.0	8	6	2-0-0	2.08	4	26.0	27	6	San Diego	10-2-0	3.39	19	114.0	115	43	0-2-0	6.19	3	16.0	24	11	Interleague	11-4-0	4.39	19	106.2	135	52	—	—	—	—	—	—	San Francisco	2-1-0	2.03	4	26.2	14	6	—	—	—	—	—	—	—	—	—	—	—	—	—	—	—	—	—	—																																																																																																																										
1-1-0	4.50	2	12.0	13	6	Florida	4-5-0	5.55	14	73.0	88	45	—	—	—	—	—	—	—	—	—	—	—	—	Detroit	—	—	—	—	—	—	1-0-0	3.60	1	5.0	5	2	Houston	7-4-0	4.50	15	78.0	85	39	—	—	—	—	—	—	—	—	—	—	—	—	Kansas City	—	—	—	—	—	—	1-2-0	5.32	4	22.0	30	13	Los Angeles	8-8-0	4.43	23	124.0	136	61	—	—	—	—	—	—	—	—	—	—	—	—	Minnesota	—	—	—	—	—	—	0-0-0	1.29	1	7.0	3	1	Milwaukee	6-1-0	1.96	9	59.2	38	13	—	—	—	—	—	—	—	—	—	—	—	—	New York	—	—	—	—	—	—	—	—	—	—	—	—	Montreal	5-1-0	3.38	11	69.1	67	26	0-1-0	2.57	1	7.0	9	2	Oakland	5-3-0	3.76	9	52.2	62	22	2-0-0	1.15	2	15.2	10	2	New York	2-5-0	5.11	14	74.0	82	42	—	—	—	—	—	—	Seattle	3-0-0	4.88	4	24.0	31	13	1-0-0	3.00	1	6.0	7	2	Philadelphia	4-2-0	4.92	15	75.0	92	41	—	—	—	—	—	—	—	—	—	—	—	—	Tampa Bay	—	—	—	—	—	—	1-0-0	6.10	2	10.1	12	7	Pittsburgh	8-5-0	3.75	16	96.0	92	40	—	—	—	—	—	—	—	—	—	—	—	—	Texas	1-0-0	6.23	2	8.2	13	6	1-0-0	0.00	1	7.1	6	0	St. Louis	9-3-0	2.72	21	125.2	116	38	0-1-0	18.00	1	3.0	8	6	Toronto	0-1-0	18.00	1	3.0	8	6	2-0-0	2.08	4	26.0	27	6	San Diego	10-2-0	3.39	19	114.0	115	43	0-2-0	6.19	3	16.0	24	11	Interleague	11-4-0	4.39	19	106.2	135	52	—	—	—	—	—	—	San Francisco	2-1-0	2.03	4	26.2	14	6	—	—	—	—	—	—	—	—	—	—	—	—	—	—	—	—	—	—																																																																																																																																																										
1-0-0	3.60	1	5.0	5	2	Houston	7-4-0	4.50	15	78.0	85	39	—	—	—	—	—	—	—	—	—	—	—	—	Kansas City	—	—	—	—	—	—	1-2-0	5.32	4	22.0	30	13	Los Angeles	8-8-0	4.43	23	124.0	136	61	—	—	—	—	—	—	—	—	—	—	—	—	Minnesota	—	—	—	—	—	—	0-0-0	1.29	1	7.0	3	1	Milwaukee	6-1-0	1.96	9	59.2	38	13	—	—	—	—	—	—	—	—	—	—	—	—	New York	—	—	—	—	—	—	—	—	—	—	—	—	Montreal	5-1-0	3.38	11	69.1	67	26	0-1-0	2.57	1	7.0	9	2	Oakland	5-3-0	3.76	9	52.2	62	22	2-0-0	1.15	2	15.2	10	2	New York	2-5-0	5.11	14	74.0	82	42	—	—	—	—	—	—	Seattle	3-0-0	4.88	4	24.0	31	13	1-0-0	3.00	1	6.0	7	2	Philadelphia	4-2-0	4.92	15	75.0	92	41	—	—	—	—	—	—	—	—	—	—	—	—	Tampa Bay	—	—	—	—	—	—	1-0-0	6.10	2	10.1	12	7	Pittsburgh	8-5-0	3.75	16	96.0	92	40	—	—	—	—	—	—	—	—	—	—	—	—	Texas	1-0-0	6.23	2	8.2	13	6	1-0-0	0.00	1	7.1	6	0	St. Louis	9-3-0	2.72	21	125.2	116	38	0-1-0	18.00	1	3.0	8	6	Toronto	0-1-0	18.00	1	3.0	8	6	2-0-0	2.08	4	26.0	27	6	San Diego	10-2-0	3.39	19	114.0	115	43	0-2-0	6.19	3	16.0	24	11	Interleague	11-4-0	4.39	19	106.2	135	52	—	—	—	—	—	—	San Francisco	2-1-0	2.03	4	26.2	14	6	—	—	—	—	—	—	—	—	—	—	—	—	—	—	—	—	—	—																																																																																																																																																																																										
1-2-0	5.32	4	22.0	30	13	Los Angeles	8-8-0	4.43	23	124.0	136	61	—	—	—	—	—	—	—	—	—	—	—	—	Minnesota	—	—	—	—	—	—	0-0-0	1.29	1	7.0	3	1	Milwaukee	6-1-0	1.96	9	59.2	38	13	—	—	—	—	—	—	—	—	—	—	—	—	New York	—	—	—	—	—	—	—	—	—	—	—	—	Montreal	5-1-0	3.38	11	69.1	67	26	0-1-0	2.57	1	7.0	9	2	Oakland	5-3-0	3.76	9	52.2	62	22	2-0-0	1.15	2	15.2	10	2	New York	2-5-0	5.11	14	74.0	82	42	—	—	—	—	—	—	Seattle	3-0-0	4.88	4	24.0	31	13	1-0-0	3.00	1	6.0	7	2	Philadelphia	4-2-0	4.92	15	75.0	92	41	—	—	—	—	—	—	—	—	—	—	—	—	Tampa Bay	—	—	—	—	—	—	1-0-0	6.10	2	10.1	12	7	Pittsburgh	8-5-0	3.75	16	96.0	92	40	—	—	—	—	—	—	—	—	—	—	—	—	Texas	1-0-0	6.23	2	8.2	13	6	1-0-0	0.00	1	7.1	6	0	St. Louis	9-3-0	2.72	21	125.2	116	38	0-1-0	18.00	1	3.0	8	6	Toronto	0-1-0	18.00	1	3.0	8	6	2-0-0	2.08	4	26.0	27	6	San Diego	10-2-0	3.39	19	114.0	115	43	0-2-0	6.19	3	16.0	24	11	Interleague	11-4-0	4.39	19	106.2	135	52	—	—	—	—	—	—	San Francisco	2-1-0	2.03	4	26.2	14	6	—	—	—	—	—	—	—	—	—	—	—	—	—	—	—	—	—	—																																																																																																																																																																																																																										
0-0-0	1.29	1	7.0	3	1	Milwaukee	6-1-0	1.96	9	59.2	38	13	—	—	—	—	—	—	—	—	—	—	—	—	New York	—	—	—	—	—	—	—	—	—	—	—	—	Montreal	5-1-0	3.38	11	69.1	67	26	0-1-0	2.57	1	7.0	9	2	Oakland	5-3-0	3.76	9	52.2	62	22	2-0-0	1.15	2	15.2	10	2	New York	2-5-0	5.11	14	74.0	82	42	—	—	—	—	—	—	Seattle	3-0-0	4.88	4	24.0	31	13	1-0-0	3.00	1	6.0	7	2	Philadelphia	4-2-0	4.92	15	75.0	92	41	—	—	—	—	—	—	—	—	—	—	—	—	Tampa Bay	—	—	—	—	—	—	1-0-0	6.10	2	10.1	12	7	Pittsburgh	8-5-0	3.75	16	96.0	92	40	—	—	—	—	—	—	—	—	—	—	—	—	Texas	1-0-0	6.23	2	8.2	13	6	1-0-0	0.00	1	7.1	6	0	St. Louis	9-3-0	2.72	21	125.2	116	38	0-1-0	18.00	1	3.0	8	6	Toronto	0-1-0	18.00	1	3.0	8	6	2-0-0	2.08	4	26.0	27	6	San Diego	10-2-0	3.39	19	114.0	115	43	0-2-0	6.19	3	16.0	24	11	Interleague	11-4-0	4.39	19	106.2	135	52	—	—	—	—	—	—	San Francisco	2-1-0	2.03	4	26.2	14	6	—	—	—	—	—	—	—	—	—	—	—	—	—	—	—	—	—	—																																																																																																																																																																																																																																																										
—	—	—	—	—	—	Montreal	5-1-0	3.38	11	69.1	67	26	0-1-0	2.57	1	7.0	9	2	Oakland	5-3-0	3.76	9	52.2	62	22	2-0-0	1.15	2	15.2	10	2	New York	2-5-0	5.11	14	74.0	82	42	—	—	—	—	—	—	Seattle	3-0-0	4.88	4	24.0	31	13	1-0-0	3.00	1	6.0	7	2	Philadelphia	4-2-0	4.92	15	75.0	92	41	—	—	—	—	—	—	—	—	—	—	—	—	Tampa Bay	—	—	—	—	—	—	1-0-0	6.10	2	10.1	12	7	Pittsburgh	8-5-0	3.75	16	96.0	92	40	—	—	—	—	—	—	—	—	—	—	—	—	Texas	1-0-0	6.23	2	8.2	13	6	1-0-0	0.00	1	7.1	6	0	St. Louis	9-3-0	2.72	21	125.2	116	38	0-1-0	18.00	1	3.0	8	6	Toronto	0-1-0	18.00	1	3.0	8	6	2-0-0	2.08	4	26.0	27	6	San Diego	10-2-0	3.39	19	114.0	115	43	0-2-0	6.19	3	16.0	24	11	Interleague	11-4-0	4.39	19	106.2	135	52	—	—	—	—	—	—	San Francisco	2-1-0	2.03	4	26.2	14	6	—	—	—	—	—	—	—	—	—	—	—	—	—	—	—	—	—	—																																																																																																																																																																																																																																																																																										
2-0-0	1.15	2	15.2	10	2	New York	2-5-0	5.11	14	74.0	82	42	—	—	—	—	—	—	Seattle	3-0-0	4.88	4	24.0	31	13	1-0-0	3.00	1	6.0	7	2	Philadelphia	4-2-0	4.92	15	75.0	92	41	—	—	—	—	—	—	—	—	—	—	—	—	Tampa Bay	—	—	—	—	—	—	1-0-0	6.10	2	10.1	12	7	Pittsburgh	8-5-0	3.75	16	96.0	92	40	—	—	—	—	—	—	—	—	—	—	—	—	Texas	1-0-0	6.23	2	8.2	13	6	1-0-0	0.00	1	7.1	6	0	St. Louis	9-3-0	2.72	21	125.2	116	38	0-1-0	18.00	1	3.0	8	6	Toronto	0-1-0	18.00	1	3.0	8	6	2-0-0	2.08	4	26.0	27	6	San Diego	10-2-0	3.39	19	114.0	115	43	0-2-0	6.19	3	16.0	24	11	Interleague	11-4-0	4.39	19	106.2	135	52	—	—	—	—	—	—	San Francisco	2-1-0	2.03	4	26.2	14	6	—	—	—	—	—	—	—	—	—	—	—	—	—	—	—	—	—	—																																																																																																																																																																																																																																																																																																																				
1-0-0	3.00	1	6.0	7	2	Philadelphia	4-2-0	4.92	15	75.0	92	41	—	—	—	—	—	—	—	—	—	—	—	—	Tampa Bay	—	—	—	—	—	—	1-0-0	6.10	2	10.1	12	7	Pittsburgh	8-5-0	3.75	16	96.0	92	40	—	—	—	—	—	—	—	—	—	—	—	—	Texas	1-0-0	6.23	2	8.2	13	6	1-0-0	0.00	1	7.1	6	0	St. Louis	9-3-0	2.72	21	125.2	116	38	0-1-0	18.00	1	3.0	8	6	Toronto	0-1-0	18.00	1	3.0	8	6	2-0-0	2.08	4	26.0	27	6	San Diego	10-2-0	3.39	19	114.0	115	43	0-2-0	6.19	3	16.0	24	11	Interleague	11-4-0	4.39	19	106.2	135	52	—	—	—	—	—	—	San Francisco	2-1-0	2.03	4	26.2	14	6	—	—	—	—	—	—	—	—	—	—	—	—	—	—	—	—	—	—																																																																																																																																																																																																																																																																																																																																														
1-0-0	6.10	2	10.1	12	7	Pittsburgh	8-5-0	3.75	16	96.0	92	40	—	—	—	—	—	—	—	—	—	—	—	—	Texas	1-0-0	6.23	2	8.2	13	6	1-0-0	0.00	1	7.1	6	0	St. Louis	9-3-0	2.72	21	125.2	116	38	0-1-0	18.00	1	3.0	8	6	Toronto	0-1-0	18.00	1	3.0	8	6	2-0-0	2.08	4	26.0	27	6	San Diego	10-2-0	3.39	19	114.0	115	43	0-2-0	6.19	3	16.0	24	11	Interleague	11-4-0	4.39	19	106.2	135	52	—	—	—	—	—	—	San Francisco	2-1-0	2.03	4	26.2	14	6	—	—	—	—	—	—	—	—	—	—	—	—	—	—	—	—	—	—																																																																																																																																																																																																																																																																																																																																																																														
1-0-0	0.00	1	7.1	6	0	St. Louis	9-3-0	2.72	21	125.2	116	38	0-1-0	18.00	1	3.0	8	6	Toronto	0-1-0	18.00	1	3.0	8	6	2-0-0	2.08	4	26.0	27	6	San Diego	10-2-0	3.39	19	114.0	115	43	0-2-0	6.19	3	16.0	24	11	Interleague	11-4-0	4.39	19	106.2	135	52	—	—	—	—	—	—	San Francisco	2-1-0	2.03	4	26.2	14	6	—	—	—	—	—	—	—	—	—	—	—	—	—	—	—	—	—	—																																																																																																																																																																																																																																																																																																																																																																																																														
2-0-0	2.08	4	26.0	27	6	San Diego	10-2-0	3.39	19	114.0	115	43	0-2-0	6.19	3	16.0	24	11	Interleague	11-4-0	4.39	19	106.2	135	52	—	—	—	—	—	—	San Francisco	2-1-0	2.03	4	26.2	14	6	—	—	—	—	—	—	—	—	—	—	—	—	—	—	—	—	—	—																																																																																																																																																																																																																																																																																																																																																																																																																																								
—	—	—	—	—	—	San Francisco	2-1-0	2.03	4	26.2	14	6	—	—	—	—	—	—	—	—	—	—	—	—	—	—	—	—	—	—																																																																																																																																																																																																																																																																																																																																																																																																																																																																		

RUETER'S CAREER IN BALLPARKS

	W-L-S	ERA	G	IP	H	ER		W-L-S	ERA	G	IP	H	ER
at Bank One	4-3-0	3.93	9	52.2	55	23	at Edison	1-0-0	1.69	1	5.1	9	1
Turner	1-3-0	5.70	5	30.0	39	19	Camden	—	—	—	—	—	—
Wrigley	4-3-0	3.46	7	41.2	40	16	Fenway	—	—	—	—	—	—
Cinergy	6-0-0	3.20	8	39.1	41	14	Comiskey	—	—	—	—	—	—
Coors	5-2-0	5.93	11	60.2	76	40	Jacobs	—	—	—	—	—	—
Pro Player	3-3-0	5.10	9	47.2	51	27	Comerica	—	—	—	—	—	—
Minute Maid	1-0-0	1.42	1	6.1	6	1	Kauffman	—	—	—	—	—	—
Dodger	4-4-0	5.14	12	61.1	75	35	Metrodome	—	—	—	—	—	—
Miller	1-0-0	2.77	2	13.0	6	4	Yankee	—	—	—	—	—	—
Olympic	12-7-0	4.94	35	176.2	203	97	Net. Assoc.	3-0-0	4.88	4	24.0	25	13
Shea	1-1-0	4.18	5	28.0	29	13	SAFECO	0-0-0	1.50	1	6.0	6	1
Veterans	2-2-0	7.55	7	31.0	47	26	Tropicana	—	—	—	—	—	—
PNC	2-0-0	5.84	2	12.1	10	8	Ballpark	1-0-0	2.70	1	6.2	6	2
Busch	5-0-0	2.28	9	55.1	49	14	SkyDome	0-1-0	18.00	1	3.0	8	6
Qualcomm	5-1-0	2.29	9	55.0	50	14							
Pacific Bell	16-16-0	3.45	48	297.1	314	114							

RUETER BY MONTH

	2002						CAREER					
	W-L-S	ERA	G	IP	H	ER	W-L-S	ERA	G	IP	H	ER
In March/April	3-1-0	1.89	5	33.1	21	7	16-8-0	4.69	41	215.0	221	112
May	3-2-0	3.67	6	41.2	44	17	13-16-0	4.29	43	247.2	261	118
June	1-2-0	5.14	5	28.0	42	16	20-6-0	4.29	41	226.2	255	108
July	2-1-0	2.68	6	37.0	36	11	15-16-0	3.93	45	256.2	291	112
August	3-1-0	2.86	6	34.2	33	11	21-13-0	3.73	45	262.2	276	109
Sept./Oct.	2-1-0	3.41	5	29.0	28	11	23-9-0	3.64	45	264.2	262	107
Before ASB	7-5-0	3.45	18	114.2	117	44	53-35-0	4.39	139	766.0	825	374
After ASB	7-3-0	2.93	15	89.0	87	29	56-33-0	3.72	121	707.1	741	292

RUETER'S STATISTICAL BREAKDOWN

	2002						CAREER					
	W-L-S	ERA	G	IP	H	ER	W-L-S	ERA	G	IP	H	ER
Season	14-8-0	3.23	33	203.2	204	73	109-68-0	4.07	260	1473.1	1566	666
Home	5-5-0	3.02	16	104.1	108	35	49-39-0	3.81	128	737.1	786	312
Road	9-3-0	3.17	17	99.1	38	60-29-0	4.33	132	736.0	780	354	
Day	6-6-0	3.38	17	104.0	102	39	46-37-0	4.03	116	656.1	688	294
Night	8-2-0	3.07	16	99.2	102	34	63-31-0	4.10	144	817.0	878	372
Starter	14-8-0	3.23	33	203.2	204	73	108-68-0	4.08	258	1468.2	1563	665
Reliever	—	—	—	—	—	—	1-0-0	1.93	2	4.2	3	1

RUETER'S CAREER FIELDING

Position	PCT.	G	PO	A	E	TC	DP	PB
Pitcher	.988	260	94	323	5	422	38	—

CAREER TRANSACTIONS


- Selected by Montreal in 18th round (19th pick) of June 1991 draft.
- Traded to San Francisco with RHP Tim Scott in exchange for RHP Mark Leiter, July 30, 1996.

Career Highs

- **Low-Hit Game:** 1, Aug. 27, 1995 vs. San Francisco (with Montreal)
- **Innings Pitched - Starter:** 9.0 (4 times), last: June 29, 1999 vs. Colorado
- **Reliever:** 2.1 (twice), last: April 18, 2000 at Cincinnati
- **Most Strikeouts:** 10, July 27, 1999 vs. St. Louis
- **Winning Streak:** 10 games, July 7, 1993-May 21, 1994
- **Losing Streak:** 4 games (twice), last: Aug. 18-Sept. 3, 2001

Benito Santiago

CATCHER



Birthdate: March 9, 1965

2003 Opening Day Age: 38

Birthplace: Ponce, Puerto Rico

Resides: Pembroke Pines, Florida

Bats: Right **Throws:** Right **Height:** 6-1 **Weight:** 200

M.L. Service: 16 years, 22 days

How Obtained: Signed as free agent, March 18, 2001.

Contract Status: Signed through 2003 (agreed to 2-year deal prior to 2002 season)

CAREER...17-year Major League veteran and 5-time All-Star has been one of best stories in majors last 2 years...after joining Giants as non-roster invitee in March 2001, was NL All-Star for 5th time during outstanding 2002 campaign that cumulated with MVP honors for NLCS...is 3-time Gold Glove winner (1988-90) and 4-time recipient of Silver Slugger award (1987-89 and 1990-91)...was named to National League All-Star team 4 consecutive years from 1989-92 and then again in 2002...is 1 of 9 unanimous winners of BBWAA's NL Rookie of Year Award, earning honor in 1987...joins Cincinnati's Frank Robinson (1956), San Francisco's Orlando Cepeda (1958) and Willie McCovey (1959), St. Louis' Vince Coleman (1985), Los Angeles' Mike Piazza (1993) and Raul Mondesi (1994), Philadelphia's Scott Rolen (1997) and St. Louis' Albert Pujols (2001)...also established Major League record for longest hitting streak by rookie after hitting safely in 34 straight contests Aug. 25-Oct. 2, 1987...has made 13 career Opening Day starts with San Diego (1987-92), Florida (1993-94), Cincinnati (1995), Philadelphia (1996), Toronto (1997), Chicago Cubs (1999) and Giants (2002)...

2002 SEASON...continued to play inspired baseball, as he earned spot on National League All-Star team...marked his 5th time as All-Star, however 1st since 1992...with 10 years between Mid Summer Classics, he and Yankees' Robin Ventura became 9th and 10th players to have appeared on All-Star roster after absence of 10 years or more...Bert Blyleven went 12 years between trips (1973-1985)...became 1st SF catcher to play in All Star Game since NL/AZ manager Bob Brenly in 1984 at Candlestick Park...was one of top offensive catchers in NL, enjoying best campaign with bat since 1996 season with Philadelphia...collected 74 RBI, 2nd-most among all NL catchers (NY's Mike Piazza had 88 RBI at position)...in fact, was most prolific SF backstop at driving in runs since Brenly had 80 RBI in 1984...belted 16 homers, his most since hitting 30 with Phillies in 1996...278 batting avg. was 17 points above lifetime mark entering season and 3rd-best full season avg. of his career...rapped out 133 hits, most since he collected 155 safeties with San Diego in 1991...behind plate, guided staff to 3.48 ERA (413er, 1066.2ip) as SF ranked 2nd in NL with 3.54 team

mark...gunned down 22-of-80 attempted base thieves (27.5%)...made 1st Opening Day start for SF April 2 in LA, finishing 1-for-5 with RBI...caught fire in May to tune of .375 batting avg. (30-for-80) with 15 RBI...compiled 13-game hitting streak (matching Jeff Kent for Giants' long) May 10-28, going 22-for-54 (.407) with 8 2Bs, 2 3Bs, HR and 12 RBI...was longest hitting streak since rookie-record 34-game skein in 1987...was forced to miss 6 games July 24-30 with stye on left eyelid...drilled 8th career grand slam in 8-3 victory over Pittsburgh Aug. 20, connecting off Pirates' Mike Lincoln...missed 2 games Sept. 20 and 21 while serving suspension resulting from ejection Sept. 15...clubbed 200th career HR Sept. 22 at Milwaukee, 9th-inning solo shot off Luis Vizcaino...was catalyst for Giants' October success, providing bevy of clutch hits while catching all 149 post season innings...batted .254 overall during playoffs with 2 2Bs, 2 HRs and 16 RBI, tied with Barry Bonds for 2nd most on club (Rich Aurilia, 17)...had 3 RBI as SF staved off elimination in Game 4 of NLDS vs. Atlanta, drove in 4 runs in NLCS Game 1 victory at St. Louis, and collected 3 RBI in World Series Game 5 rout of Anaheim...garnered MVP honors in NLCS after hitting .300 (6-for-20) with 2 HRs and 6 RBI in SF's 5-game victory over St. Louis...finished 3-for-5 with 2-run HR (off Mike Crudale) and 4 RBI in Game 1 of series...connected for arguably most important HR in San Francisco history, clubbing game-winning clout in Game 4 vs. Cards at Pacific Bell Park...following 2-out intentional walk to Barry Bonds in 8th inning, drove 3-2 pitch from Rick White over left field wall to snap 2-2 tie in eventual 4-3 SF victory...

2001...wrestled starting catching job away from 2000's incumbents (Doug Mirabelli and Bobby Estalella), after not signing with Giants until midway through Spring Training...overall, appeared in 133 games, most since he played in 136 contests for Philadelphia in 1996...guided SF pitchers to 3.84 ERA (461er, 1081.0ip), 34 points lower than staff's overall 4.18 mark...made 119 starts (118 at C, 1 at 1B), including opening assignments in 65 of last 76 games and 100 of club's last 119 contests (99 at C, 1 at 1B)...hit safely in 78 of 119 starts (65.5%), going 121-for-462 (.262) with SF posting most 69-50 mark...gunned down 32 of 98 would-be base-stealers (32.7%)...rapped out 25 2Bs, most since career-high 33 two-baggers during 1987 rookie campaign...went 52-for-205 (.254) with 15 2Bs, 3B, 2 HR and 17 RBI in his last 56 games; however, after season avg. stood at .323 on June 23, was just 65-for-289 (.225) over his last 80 contests...hammered his 1st homer April 8 in LA, drilling 2-run shot (off Eric Gagne) in 4th inning to give SF 4-1 lead...hit 3rd of back-to-back-to-back homers in 5th inning July 22 vs. Arizona, following solo clouts from Jeff Kent and Eric Davis...**2000**...logged 2nd stint with Reds, hitting .262 with 8 HRs and 45 RBI in 89 games, 66 starts behind plate...in his last 25 games, hit .333 (5 HR, 21 RBI), raising avg from .232 to season-ending .262...in 66 starts behind plate, Reds pitchers went 36-30 and posted 4.18 ERA...threw out 12 of 31 base runners attempting to steal (39%), best percentage among club's 3 catchers...hit 7th career grand slam Sept. 6 vs. New York, connecting off Armando Benitez in bottom of 8th inning to erase 1-run deficit and give Reds 11-8 victory...was 1st grand slam since Aug. 11, 1997...suffered dislocated middle knuckle on left ring finger April 9 vs Cubs and missed 7 games...didn't play again until April 19 vs SF, and in 1st plate appearance homered off Shawn Estes...**1999**...hit .249 with 7 HRs and 36 RBI in 109 games with Cubs...appeared in 107 games behind plate, including 95 starts...threw out 23 of 65 would-be base stealers (35%)...made 12th career Opening Day start April 6 at Houston...started 11 straight openers from 1987-97 with San Diego (1987-92), Florida (1993-94), Cincinnati (1995), Philadelphia (1996) and Toronto (1997)...hit his 1st home run as Cub April 11, 2-run shot off Pittsburgh's Chris Peters...was his 1st Major League homer since Sept. 19, 1997 (off Yankees' Dwight Gooden)...grounded into 5-4-3 triple play April 16 at Milwaukee (Jeff Cirillo to Fernando Vina to Sean Berry)...recorded 10th career multi-homer game May 8 at Cincinnati, going 3-for-3 with 2 HRs and 4 RBI in Cubs' 7-4 win...**1998**...was limited to only 15 games with Toronto after being involved in major automobile accident Jan. 4...suffered assorted injuries in accident, but was ultimately unable to play due to strained ligaments in right knee...did not see first game action until mid-August, when he was assigned to single-A Dunedin...played in 11 games for Dunedin and 5 more at Triple-A Syracuse before being activated Sept. 3...batted .310 (9-for-29) with 5 doubles and 4 RBI in his 15 games with Jays...made 6 starts behind plate...appeared twice as defensive

Giants NLCS MVP's

Player	Series	AVG	G	AB	R	H	2B	3B	HR	RBI
Jeffrey Leonard	1987 vs. St. Louis	.417	7	24	5	10	0	0	4	5
Will Clark	1989 vs. Chicago (NL)	.650	5	20	8	13	3	1	2	8
Benito Santiago	2002 vs. St. Louis	.300	5	20	2	6	0	0	2	6

replacement before making his 1st start of season Sept. 6 vs. Boston...contributed run-scoring double in 8-7 win...**1997**...in his 1st season away from National League, batted .243 with 13 HRs and 42 RBI in 97 games with Toronto...made 11th consecutive Opening Day start...struggled prior to All-Star Break, batting only .197...hit .297 with 10 HRs after break...was on Disabled List April 14-29 after fouling ball off left foot...recorded pair of two-homer games, May 10 at Minnesota and July 26 vs. Kansas City...belted 6th career grand slam Aug. 11 vs. Detroit (off Mike Myers)...had .997 fielding percentage behind plate, committing only 2 errors in 663 total chances...tied Buck Martinez' Blue Jay record for fewest errors by catcher...threw out 26 of 76 would-be base stealers (35%)...caught 11 of A.L. Cy Young Award-winner Roger Clemens' starts...Clemens was 9-1 with 1.42 ERA in those games, including his 200th career victory May 21 at Yankee Stadium...**1996**...had one of his finest offensive campaigns, batting .264 with 30 HRs and 85 RBI in 136 games with Philadelphia...team-leading 30 homers were career high, shattering his previous high of 18 during his rookie season in 1987...became 1st Phillies catcher to reach 30-homer mark since Stan Lopata (32) in 1956...also led Phillies in RBI, runs scored (71) and total bases (242)...tied Major League record by homering in four straight at-bats Sept. 14 (final AB) and Sept. 15 (first three AB)...all 4 home runs were hit at Wrigley Field...along with his 3 HRs Sept. 15, established career high with 6 RBI...as part of stretch, reached base in 10 straight plate appearances from Sept. 14-17 (4 HR, single, 5 BB)...belted grand slams May 3 off Atlanta's Greg Maddux and July 21 off Florida's Jay Powell...hit 1st pinch-hit home run of career May 5 off Atlanta's John Smoltz...made 14 appearances at 1st base, including 12 starts...**1995**...in his 1st stint with Reds, hit .286 with 11 HRs and 44 RBI in 81 games...led National League catchers with .996 fielding percentage, committing only 2 errors in 496 total chances...missed most of 1st half of season with injured right elbow...was on Disabled List May 8-July 4, undergoing arthroscopic surgery May 25 to have loose bodies removed from elbow...surgery was performed by Dr. James Andrews...recorded 1,000th career hit, doubling off Atlanta's Rod Nichols Aug. 9...played 8 games at first base, including one start (July 25 at San Diego)...homered off Dodgers' Ramon Martinez in his 1st career post-season at-bat, helping Reds to 3-game sweep in NLDS...went 6-for-22 (.273) during post-season, going 3-for-9 in NLDS vs. Los Angeles and 3-for-13 in NLCS vs. Atlanta...**1994**...in 2nd season with Florida, hit .273 with 11 HRs and 41 RBI in 101 games...threw out 34 of 79 would-be base stealers (43%)...was placed on National League's suspended list May 5-9 for his involvement in bench-clearing brawl with San Francisco April 17...**1993**...was one of 1st free-agent signings of expansion Florida Marlins...appeared in 139 games, batting .230 with 13 HRs and 50 RBI...belted 1st home run in Marlins' history April 12 at San Francisco off Trevor Wilson...recorded 2 hits in 1 inning twice; April 17 at Houston (7th inning) and April 25 at Colorado (4th inning)...saw action in left field in 15-inning contest Aug. 25 at Houston...was his 2nd big-league outfield appearance...**1992**...in his last season with San Diego, batted .251 with 10 HRs and 42 RBI in 106 games...was on Disabled List until July 11 after fracturing right 5th finger diving into 2nd base May 30 at St. Louis...returned to action in time to start 3rd straight All-Star Game...**1991**...enjoyed one of his finest seasons, batting .267 with 17 HRs and career-high 87 RBI...played in 152 games, also career high...was voted to start behind plate for National League All-Star Team for 3rd straight year...threw out 43 of 123 would-be base stealers (35%), including 25 of 59 from his knees (42%)...tied Padre record with 3 doubles July 11 at New York and 5 hits Sept. 13 at San Francisco...**1990**...despite missing nearly 2 months, earned his 3rd Silver Slugger and Gold Glove awards...hit .270 with 11 HRs and 53 RBI...was limited to only 100 games after suffering cracked ulna bone in his left arm on pitch thrown by San Francisco's Jeff Brantley June 14...was on Disabled List through Aug. 10...was selected as National League's starting catcher for All-Star Game, but was unable to play due to injury...recorded his 500th career hit Sept. 19, grand slam off Dodgers' Darren Holmes...**1989**...hit .236 with 16 HRs and 62 RBI in 129 games...was voted National League's starting catcher at All-Star Game for 1st time...earned 2nd Gold Glove Award after throwing out 20 of 51 would-be base stealers (39%)...tossed out 8 of 15 runners from his knees (53%)...also picked 16 runners off base...belted grand slam Sept. 3 off Philadelphia's Jeff Parrett...was selected to *The Sporting News'* post season National League All Star Team for 2nd time...**1988**...hit .248 with 10 HRs and 46 RBI in 139 games...earned 1st Gold Glove Award and 2nd Silver Slugger Award...led all Major League catchers with 75 assists...threw out 35 of 77 would-be base stealers (45%), including 11 of 17 from his knees (65%)...also picked off 9 runners...hit 1st career grand slam Sept. 21 off Dodgers' Ricky Horton...**1987**...produced his best all-around season in majors, batting .300 with 18 HRs and 79 RBI in 146 games...won National League's Rookie of the Year Award unanimously...hit safely in 34 consecutive games from Aug. 25-Oct. 2, batting .346 during streak...34-game hitting streak was longest ever by rookie, catcher and Padre...was named *The Sporting News'* National League Rookie of the Year...was also selected to publication's N.L. All-Star Team...won 1st Silver Slugger Award...**1986**...spent majority of season at triple-A Las Vegas, batting .286 with 17 HRs and 71 RBI in 117 games...was called up to majors in September and batted .290 (18-for-62) with 3 HRs and 6 RBI in 17 games for San Diego...made Major League debut Sept.

14 and doubled in 1st at-bat off Houston's Mike Scott...hit 1st Major League home run Sept. 17, 10th-inning, game-winning shot off San Francisco's Mark Davis...**1985**...spent 1st season above class-A, batting .298 with 5 HRs and 52 RBI in 101 games at double-A Beaumont...**1984**...was named California League All-Star at single-A Reno...batted .279 while ranking 4th in league with 16 HRs and 5th with 83 RBI...**1983**...spent 1st professional season at single-A Miami, batting .247 with 5 HRs and 56 RBI in 122 games...

A GIANT IN THE COMMUNITY...participated in 2002 Caracen Health Fair in San Francisco's Mission District, which teaches 300-500 Latino youth and adults about health-related topics...lent his image to 2002 Until There's A Cure Day campaign...taped PSA for Traffic Safety Day, encouraging fans to always buckle up and use caution when on road...during 2001 season, was instrumental in Giants' Summer Reading Program by holding children's book reading at Mission Learning Center...

PERSONAL...graduated from John F. Kennedy (Santa Isabel, PR) High School in 1982...was named Outstanding Puerto Rican Athlete in United States in 1987 by Puerto Rican Federal Affairs Administration...has 4 children: Bennybeth, Benito, Jr., Benito Ivan and Aliyah...single...

BENITO RIVERA SANTIAGO

Year	Club	AVG	G	AB	R	H	2B	3B	HR	RBI	SH	SF	HP	BB	SO	SB	CS	E
1983	Miami	.247	122	429	34	106	25	3	5	56	0	0	0	11	79	3	0	21
1984	Reno	.279	114	416	64	116	20	6	16	83	2	6	4	36	75	5	2	25
1985	Beaumont	.298	101	372	55	111	16	6	5	52	8	3	2	16	59	12	2	15
1986	Las Vegas	.286	117	437	55	125	26	3	17	71	2	4	1	17	81	19	7	21
	San Diego	.290	17	62	10	18	2	0	3	6	0	1	0	2	12	0	1	5
1987	San Diego	.300	146	546	64	164	33	2	18	79	1	4	5	16	112	21	12	22
1988	San Diego	.248	139	492	49	122	22	2	10	46	5	5	1	24	82	15	7	12
1989	San Diego	.236	129	462	50	109	16	3	16	62	3	2	1	26	89	11	6	20
1990	Las Vegas	.300	6	20	5	6	2	0	1	8	1	7	3	3	1	0	5	12
	San Diego	.270	100	344	42	93	8	5	11	53	0	1	0	27	55	5	0	0
1991	San Diego	.267	152	580	60	155	22	3	17	87	0	7	4	23	114	8	10	14
1992	Las Vegas	.308	4	13	3	4	0	0	1	2	0	4	0	1	1	0	5	12
	San Diego	.251	106	386	37	97	21	0	10	42	0	0	0	21	52	2	0	0
1993	Florida	.230	139	469	49	108	19	6	13	50	0	4	5	37	88	10	7	11
1994	Florida	.273	101	337	35	92	14	2	11	41	2	4	1	25	57	1	2	5
1995	Cincinnati	.286	81	266	40	76	20	0	11	44	0	2	4	24	48	2	2	12
1996	Philadelphia	.264	136	481	71	127	21	2	30	85	0	2	1	49	104	2	0	11
1997	Toronto	.243	97	341	31	83	10	0	13	42	1	5	2	17	80	1	0	2
1998	Dunedin	.162	11	37	4	6	1	0	1	5	0	0	0	3	9	3	0	0
	Syracuse	.227	5	22	0	5	2	0	0	2	0	0	0	1	3	0	0	0
	Toronto	.310	15	29	3	9	5	0	0	4	0	0	0	1	6	0	0	0
1999	Chicago-NL	.249	109	350	28	87	18	3	7	36	0	2	2	32	71	1	1	6
2000	Cincinnati	.262	89	252	22	66	11	1	8	45	0	5	1	19	45	2	2	3
2001	San Francisco	.262	133	477	39	125	25	4	6	45	7	6	2	23	78	5	4	5
2002	San Francisco	.278	126	478	56	133	24	5	16	74	3	7	2	27	73	4	2	4
Minor Totals		.274	480	1746	220	479	92	18	46	279	12	14	7	88	308	42	11	61
S.F. Totals		.270	259	955	95	258	49	9	22	119	10	13	4	50	151	9	6	9
A.L. Totals		.249	112	370	34	92	15	0	13	46	1	5	2	18	86	1	0	2
N.L. Totals		.263	1703	5982	652	1572	276	38	187	795	22	62	32	375	1080	89	66	141
M.L. Totals		.262	1815	6352	686	1664	291	38	200	841	23	67	34	393	1166	90	66	143

ALL-STAR GAME RECORD

Year	Club, Site	AVG	G	AB	R	H	2B	3B	HR	RBI	SH	SF	HP	BB	SO	SB	CS	E
1989	NL, California	.000	1	1	0	0	0	0	0	0	0	0	0	0	1	0	1	1
1990	NL, Chicago-NL																	
1991	NL, Toronto	.000	1	3	0	0	0	0	0	0	0	0	0	0	1	0	0	0
1992	NL, San Diego	.000	1	1	0	0	0	0	0	0	0	0	0	0	1	0	0	0
2002	NL, Milwaukee	.500	1	2	0	1	0	0	0	0	0	0	0	0	1	0	0	0
ASG Totals		.143	4	7	0	1	0	0	0	0	0	0	0	0	4	0	1	1

DIVISION SERIES RECORD

Year	Club	AVG	G	AB	R	H	2B	3B	HR	RBI	SH	SF	HP	BB	SO	SB	CS	E
1995	CIN vs. LA	.333	3	9	2	3	0	0	1	3	0	1	0	3	3	0	0	0
2002	SF vs. ATL	.238	5	21	1	5	2	0	0	5	0	0	0	1	5	0	0	1
LDS Totals		.267	8	30	3	8	2	0	1	8	0	1	0	4	8	0	0	1

LEAGUE CHAMPIONSHIP SERIES RECORD

Year	Club	AVG	G	AB	R	H	2B	3B	HR	RBI	SH	SF	HP	BB	SO	SB	CS	E
1995	CIN vs. ATL	.231	4	13	0	3	0	0	0	0	0	0	0	2	3	0	0	0
2002	SF vs. STL	.300	5	20	2	6	0	0	2	6	0	0	0	2	4	0	0	0
LDS Totals		.273	9	33	2	9	0	0	2	6	0	0	0	4	7	0	0	0

WORLD SERIES RECORD

Year	Club	AVG	G	AB	R	H	2B	3B	HR	RBI	SH	SF	HP	BB	SO	SB	CS	E
2002	SF vs. ANA	.231	7	26	2	6	0	0	0	5	0	1	0	3	4	0	0	1

SANTIAGO VS. MAJOR LEAGUE TEAMS

		2002		NL		CAREER		2002		AL		CAREER		
AVG	AB	H	HR	RBI	AVG	AB	H	HR	RBI	AVG	AB	H	HR	RBI
.344	64	22	1	15	Arizona	.277	173	48	3	28	—	—	—	—
.320	25	8	2	6	Atlanta	.259	518	134	24	75	.000	11	0	0
.316	19	6	0	2	Chicago	.290	369	107	18	61	—	—	—	—
.350	20	7	1	4	Cincinnati	.247	461	114	11	51	—	—	—	—
.259	54	14	3	8	Colorado	.233	275	64	6	31	—	—	—	—
.200	15	3	0	0	Florida	.257	144	37	3	22	—	—	—	—
.235	17	4	0	1	Houston	.245	490	120	11	59	—	—	—	—
.278	54	15	3	9	Los Angeles	.229	580	133	19	84	—	—	—	—
.182	11	2	1	1	Milwaukee	.272	103	28	3	12	.286	14	4	0
.200	20	4	0	3	Montreal	.263	403	106	9	53	.105	19	2	0
.231	13	3	0	0	New York	.273	440	120	11	48	—	—	—	—
.143	14	2	0	2	Philadelphia	.255	377	96	9	42	.286	7	2	1
.478	23	11	1	5	Pittsburgh	.310	423	131	16	68	—	—	—	—
.333	12	4	1	1	St. Louis	.269	387	104	11	42	.111	9	1	0
.333	57	19	2	12	San Diego	.276	257	71	7	35	.150	60	9	1
—	—	—	—	—	San Francisco	.288	482	139	25	74	.187	214	40	1
—	—	—	—	—	—	—	—	—	—	—	.187	214	40	1

SANTIAGO'S CAREER IN BALLPARKS

	AVG	AB	H	HR	RBI		AVG	AB	H	HR	RBI
at Bank One	.278	97	27	1	14	at Edison	.286	7	2	1	1
Turner	.244	41	10	1	3	Camden	.143	14	2	0	0
Wrigley	.273	341	93	11	44	Fenway	.000	3	0	0	0
Cinergy	.282	529	149	22	89	Comiskey	.222	18	4	0	0
Coors	.255	102	26	1	9	Jacobs	.130	23	3	0	0
Pro Player	.246	471	116	12	56	Comerica	.000	0	0	0	0
Minute Maid	.231	26	6	1	3	Kauffman	.182	11	2	0	0
Dodger	.244	283	69	12	47	Metrodome	.250	20	5	3	6
Miller	.400	10	4	1	1	Yankee	.295	44	13	1	2
Olympic	.225	200	45	5	25	Net. Assoc.	.265	34	9	1	4
Shea	.275	222	61	4	20	SAFECO	.091	11	1	0	0
Veterans	.267	419	112	12	50	Tropicana	.111	9	1	0	2
PNC	.435	23	10	0	1	Ballpark	.143	7	1	0	1
Busch	.239	188	45	6	15	SkyDome	.260	200	52	7	29
Qualcomm	.264	1566	413	47	207						
Pacific Bell	.251	478	120	10	67						

SANTIAGO BY MONTH

		2002		CAREER						
	AVG	AB	H	HR	RBI	AVG	AB	H	HR	RBI
In March/April	.231	78	18	3	12	.262	958	251	34	133
May	.375	80	30	1	15	.251	1168	293	25	144
June	.218	87	19	3	11	.254	975	248	22	111
July	.246	61	15	4	8	.265	959	254	31	118
August	.306	98	30	3	14	.266	1164	310	41	149
Sept./Oct.	.284	74	21	2	14	.273	1128	308	47	186
Before ASB	.273	267	73	8	40	.255	3417	871	89	414
After ASB	.284	211	60	8	34	.270	2935	793	111	427

SANTIAGO'S STATISTICAL BREAKDOWN

	2002					CAREER				
	AVG	AB	H	HR	RBI	AVG	AB	H	HR	RBI
Home	.253	233	59	6	43	.264	3205	847	93	432
Road	.302	245	74	10	31	.260	3147	817	107	409
Day	.285	165	47	5	25	.279	1704	476	52	233
Night	.275	313	86	11	49	.256	4648	1188	148	608
Grass	.285	453	129	16	72	.262	4416	1155	137	580
Turf	.160	25	4	0	2	.263	1936	509	63	261
vs. LHP	.276	116	32	4	20	.288	1822	525	67	260
vs. RHP	.279	362	101	12	54	.251	4530	1139	133	581
RISP	.261	134	35	5	58	.252	1680	423	61	640
Bases Loaded	.308	13	4	1	17	.301	166	50	8	142
as Pinch Hitter	.333	3	1	0	0	.333	78	26	1	22
as DH	—	—	—	—	—	.333	3	1	0	0

SANTIAGO'S CAREER FIELDING

Position	PCT.	G	PO	A	E	TC	DP	PB
Catcher	.987	1756	9916	908	145	10969	124	143
First Base	.993	25	139	8	1	148	11	—
Outfield	—	2	0	0	0	0	0	—

- Signed with San Diego as non-drafted free agent, Sept. 1, 1982.
- Placed on Disabled List June 21-July 2, 1985 with right knee soreness.
- Placed on Disabled List June 15-Aug. 10, 1990 (including injury rehabilitation assignment to Las Vegas Aug. 2-9) with fractured left ulna bone.
- Placed on Disabled List May 31-July 11, 1992 (including injury rehabilitation assignment to Las Vegas July 7-11) with compound fracture in right 5th finger.
- Granted free agency Oct. 26, 1992; signed with Florida Dec. 16, 1992.
- Placed on N.L. suspension May 5-9, 1994 for involvement in bench-clearing brawl with San Francisco April 17.
- Granted free agency Oct. 20, 1994; signed with Cincinnati April 17, 1995.
- Placed on Disabled List May 8-July 4, 1995 with arthroscopic surgery on right elbow.
- Granted free agency Oct. 31, 1995; signed with Philadelphia Jan. 30, 1996.
- Granted free agency Nov. 18, 1996; signed with Toronto Dec. 9, 1996.
- Placed on Disabled List April 14-29, 1997 with bruised left foot.
- Placed on Disabled List March 18-Sept. 3, 1998 (including rehabilitation assignments to Dunedin Aug. 15-26) and Syracuse Aug. 28-Sept. 3) with strained ligaments in right knee (resulting from automobile accident).
- Granted free agency Oct. 23, 1998; signed with Chicago (NL) Dec. 10, 1998.
- Granted free agency Oct. 29, 1999; signed with Cincinnati Feb. 24, 2000.
- Granted free agency Dec. 7, 2000; signed with San Francisco March 19, 2001.
- Granted free agency Nov. 7, 2001; re-signed with San Francisco Dec. 6, 2001.
- Placed on M.L. suspension Sept. 20-21, 2002 from ejection from Sept. 15 game.

Career Highs

- **Most Hits:** 5, Sept. 13, 1991 at San Francisco (with San Diego)
- **Most RBI:** 6, Sept. 15, 1996 at Chicago (NL) (with Philadelphia)
- **Most Home Runs:** 3, Sept. 15, 1996 at Chicago (NL) (with Philadelphia)
- **Career Grand Slams:** 8, last: Aug. 10, 2002 vs. Pittsburgh (off Mike Lincoln)
- **Longest Hitting Streak:** 34 games, Aug. 25-Oct. 2, 1987

Deivis Santos

INFILDER/OUTFIELDER



Birthdate: February 9, 1980

2003 Opening Day Age: 23

Birthplace: Santo Domingo, Dominican Republic

Resides: Santo Domingo, Dominican Republic

Bats: Left **Throws:** Left **Height:** 6-1 **Weight:** 175

M.L. Service: None

How Obtained: Signed as non-drafted free agent, May 30, 1997.

Contract Status: Signed through 2003

CAREER...promising 23-year old infielder has made huge strides over last 3 seasons, rising from Arizona Rookie League to leading RBI-man amongst Giants farmhands with 150 since 2001...spent 1st 3 years of professional career in Dominican Summer League before playing in just 14 combined games in 2000 for Giants' Arizona Rookie League club and short-A Salem Keizer...has emerged as bona fide prospect over last 2 seasons, earning South Atlantic League All-Star accolades with single-A Hagerstown in 2001 and Texas League All-Star honors with Shreveport in 2002...has posted .299 batting avg. (303-for-1,015) with 63 2Bs, 9 3Bs and 18 HRs in 263 games over span...owns lifetime .285 avg. in 474 minor league contests...native of Santo Domingo in Dominican Republic, joins fellow Dominicans Pedro Feliz, Neifi Perez and Felix Rodriguez, as well as manager Felipe Alou and 1st base coach Luis Pujols...was originally signed by former Giant great Mateo Alou...

2002 SEASON...Texas League All-Star also spent time with triple-A Fresno and led all Giants farmhands with combined .307 batting avg. and 152 hits, while ranking 2nd in organization with 70 RBI...also clubbed 36 2Bs, 6 3Bs and 6 HRs while hitting safely in 98 of 132 games (74.2%)...hit .312 with double-A Shreveport to rank 7th in TL...was named Shreveport's Player of Month for both April and June...earned 1st accolades following his initial month at double-A level, when he batted .313 with 8 2Bs and 15 RBI while leading Swamp Dragons with 30 hits...was again tabbed Player of Month in June following 9-game hitting streak and .304 batting avg...was promoted to triple-A Fresno Aug. 8 and made immediate impact, hitting safely in 13 of his 1st 14 contests (20-for-53, .377)...compiled season-best 11-game hitting streak Aug. 12-23, stretch in which he batted robust .415 (17-for-41) with 2 HRs and 8 RBI...opened season at 1st base before making shift to left field...played 39 games at 1st base, while logging 71 contests in outfield...following campaign, played 37 games for Cibao in Dominican Winter League...was 34-for-121 (.281) with 6 2Bs, 2 HRs and 14 RBI while stealing 5 bases...

2001...put together South Atlantic League All-Star campaign with single-A Hagerstown, hitting .290 with 27 2Bs, 3 3Bs, 12 HRs and 80 RBI in 131 games for Suns...marked 1st year at single-A level...had one of best all-around offensive campaigns of any Giants minor league player, ranking 2nd amongst all organization farmhands in hits (151), 3rd in RBI and 9th in batting average...earned TOPPS Player of Month in SAL for May after hitting robust .348 with 5 HRs and 28 RBI...went 1-for-8 (.125) with RBI in 2 games of South Atlantic League playoffs...played winter ball for Pollos in Dominican Winter League...**2000**...hit .372 with 2 HRs and 10 RBI in 12 games for Giants' affiliate in Arizona Rookie League before earning promotion to short-A Salem-Keizer...played in just 2 games with Volcanoes, going 0-for-7...**1999**...had worst offensive season of professional career with Giants' entry in Dominican Summer League, hitting .236 with 3 HRs and 40 RBI in 67 games...**1998**...played 2nd season in Dominican Summer League, hitting at .281 clip with HR and 22 RBI in 60 games for Giants squad...**1997**...made professional debut at age 17, playing in 70 games for Giants' affiliate in Dominican Summer League...hit .271 with 13 2Bs, 2 3Bs, 4 HR and 24 RBI...

PERSONAL...attended Escuela Manuel de Jesus Galvan in Santo Domingo...single...

DEIVIS ALEJANDRO SANTOS

Year	Club	AVG	G	AB	R	H	2B	3B	HR	RBI	SH	SF	HP	BB	SO	SB	CS	E
1997	DSL-Giants	.271	70	258	29	70	13	2	4	24	1	2	1	23	40	5	5	0
1998	DSL-Giants	.281	60	221	26	62	17	0	1	22	0	2	1	24	22	5	3	0
1999	DSL-Giants	.236	67	237	27	56	10	2	3	40	0	1	0	44	31	7	6	0
2000	ARL-Giants	.372	12	43	13	16	2	1	2	10	0	0	0	7	6	4	1	0
	Salem-Keizer	.000	2	7	0	0	0	0	0	0	0	0	0	0	0	0	0	0
2001	Hagerstown	.290	131	520	64	151	27	3	12	80	0	5	4	25	91	16	10	14
2002	Shreveport	.312	109	407	54	127	33	5	3	56	1	0	5	18	42	4	4	6
	Fresno	.284	23	88	8	25	3	1	3	14	0	1	0	2	14	4	0	3
Minor Totals		.285	474	1781	221	507	105	14	28	246	2	11	11	143	246	45	29	23

CAREER TRANSACTIONS

■ Signed as non-drafted free agent, May 30, 1997. Signed by Mateo Alou.

Jason Schmidt

RIGHT-HANDED PITCHER



Birthdate: January 29, 1973

2003 Opening Day Age: 30

Birthplace: Lewiston, Idaho

Resides: Longview, Washington

Bats: Right **Throws:** Right **Height:** 6-5 **Weight:** 205

M.L. Service: 7 years, 63 days

How Obtained: Acquired from Pittsburgh along with OF/IF John Vander Wal in exchange for OF Armando Rios and RHP Ryan Vogelsong, July 30, 2001.

Contract Status: Signed through 2005 (agreed to 4-year contract prior to 2002 season with option for 2006)

CAREER...8-year Major League veteran has posted 3.01 ERA (109er, 325.2ip) in his last 46 starts, going 23-12...has pitched 6.0 innings or more in 35 of those 46 starts, including at least 7.0-frame efforts in 24 outings...during 46-outing stretch, has limited opponents to .219 batting avg. (.237-for-1,081) and just 21 HRs...Giants have posted 28-11 ledger in his 40 starts (.718) since coming to SF from Pittsburgh July 30, 2001 (including tie)...in 182 career starts, has posted 120 outings that have lasted 6.0 innings or longer (65.9%)...has limited opponents to 3 earned runs or less in 116 of his 182 career starts (63.7%)...is 12-5 in 20 career starts at Pac Bell Park, logging impressive 2.38 ERA (36er, 136.0ip)...opponents are hitting just .196 (95-for-485) off him in SF home outings...is only 9th pitcher in ML history to homer for 2 teams in same season, 10th time it's occurred after accomplishing feat in 2001...Clark Griffith (1891, St. Louis (AA), Boston (American Assoc.), Thomas Seaton (1915, Brooklyn, Newark (Federal League), Tony Kaufmann (1927, Cubs, Phillies), Jim Tobin (1945, Braves, Tigers), Tommy Byrne (1951, Yankees, Browns), Don Cardwell (1960, Phillies, Cubs), Ray Sadecki (1966, Cardinals, Giants), Earl Wilson (1966, Red Sox, Tigers) and Wilson again (1970 Tigers, Padres) are other 8 pitchers...originally Atlanta's 8th-round choice in June 1991 draft, he broke in with Braves in 1995 before being dealt to Pittsburgh in 4-player deal in 1996...

2002 SEASON...equaled career-high with 13 wins (also 1999), while establishing new standard with 196 strikeouts...Giants posted 19-9 mark in 29 starts, including tie (.679)...despite missing 1st 3 weeks of season, still ranked among NL leaders in strikeouts (7th - 196), shutouts (T4th - 2), strikeouts per 9 innings (3rd - 9.5), opp. avg. (4th - .218) and home ERA (3rd - 2.37)...was Giants' stopper, going 7-3 with 3.81 ERA (44er, 104.0ip) in 16 starts following Giants defeats...SF was 10-5 overall in those contests (with tie Aug. 15 in ATL)...worked at least 6.0 frames in 21 of 29 efforts (72.4%), including 20 of his last 23...limited opponents to 3 earned runs or less in 18 of 29 starts (62.1%)...fashioned 8-5 ledger with 2.37 ERA (29er, 110.0ip) in 16 home efforts with impressive .193 avg. against (75-for-389)...was especially impressive in last 14 home starts, logging 2.13 ERA

(25er, 105.2ip) and 8-3 mark...limited opponents to .183 avg. (68-for-371) and 5 HRs during stretch...pitched extremely well during stretch drive, delivering 6-2 mark with 2.85 ERA (19er, 60.0ip) over his last 9 outings...limited opponents to .205 mark (44-for-215) and only 4 HRs allowed over stretch...in 15 starts after All-Star Break, logged 3.20 ERA (36er, 101.1ip) while going 9-5...limited opponents to .197 avg. (76-for-386) and just 7 HRs...began year on DL missing 1st 3 weeks of season due to strained right groin suffered prior to Spring Training...switched to jersey #29 prior to May 16 start vs. Atlanta after making 1st 4 starts wearing #22...following switch, was 13-8 with 3.20 ERA (61er, 171.2ip) to drop his ERA 3.14 points (from 6.59)...defeated Yankees 4-3 June 8 in Bronx, striking out career-high 13 batters over 8.0 innings...lone mistake was 3-run HR by Nick Johnson in 2nd, which just cleared short porch in right field...posted 1st career shutout June 19, blanking Tampa Bay 8-0...came in his 164th career start, which was 2nd longest stretch of starts in majors without shutout behind only Chicago's Jason Bere (199 starts)...limited D-Rays to 5 hits, while striking out 11 and walking only 1...tossed his 2nd career shutout Aug. 20 vs. Mets, besting Al Leiter 1-0 while equaling career high with 13 strikeouts...limited Mets to 5 hits, while not walking batter...was named NL co-Player of the Week for Aug. 19-25 (along with COIs Jay Payton), going 2-0 with 1.13 ERA (16.0ip, 11h, 2er, 3bb, 20so) in 2 outings...was SF's most effective post season starter, going 2-1 with rotation-best 4.24 ERA in 4 October starts...was dominant in NLCS Game 2 victory over Cardinals at Busch Stadium, outdueling Woody Williams by 4-1 count...carried 3-0 advantage into 8th inning before Eduardo Perez' pinch-HR with 2 outs...allowed 4 hits and 1 walk while striking out 8, most by Giant pitcher in playoffs since Dave Dravecky also fanned 8 in 1987 NLCS Game 6 at St. Louis...earned 4-3 victory in Game 1 of World Series at Anaheim, allowing 3 runs over 5.2 innings (9h, 1bb, 6so) while riding HRs from Barry Bonds, Reggie Sanders and J.T. Snow...again fanned 8 in Game 5 of World Series, but worked only 4.2 innings of SF's 16-4 triumph over Jarrod Washburn and Angels...

2001...split season between Pittsburgh and San Francisco, combining to go 13-7 with 4.07 ERA in 25 starts...equalled career bests in both wins (also 1999 and 2002) and ERA (also 1998)...proved to be SF's top pitcher down stretch...was 7-1 with 3.39 ERA (25er, 66.1ip) in 11 starts with SF, during which Giants posted 9-2 mark...limited opponents to .230 batting avg. (57-for-248)...worked 6.0 innings or more in 17 of 25 starts (68.0%), including 16 of last 21 efforts...limited opponents to 3 earned runs or less in 19 of his 25 efforts (76.0%), including 15 of last 17 trips to mound...posted 2.44 ERA (38er, 140.1ip) in his last 17 starts, going 10-4...posted 3.06 ERA (30er, 88.1ip) in 14 starts following All-Star Break, going 8-3...opposition hit just .220 (71-for-322) in those 14 efforts...began season on Disabled List with left abdominal strain, logging rehab stints with double-A Altoona (0-1, 0.96 ERA in 3 starts) and triple-A Nashville (1-0, 0.00 ERA in 1 start)...made his 2001 debut May 11 at Milwaukee, tossing 5.2 innings and combining with Josias Manzanillo (2.1ip) and Mike Williams (1.0ip) on 3-0 shutout...was his 1st victory in majors since May 29, 2000, 10-4 win over Marlins in Pittsburgh...was acquired July 30 with OF John Vander Wal from Pittsburgh in exchange for OF Armando Rios and RHP Ryan Vogelsong...in 14 starts for Pirates, posted 6-6 mark with 4.61 ERA (43er, 84.0ip)...won his SF debut Aug. 1 at Pac Bell, defeating his former club 3-1...earned his 50th career victory by limiting Pirates to 2 baserunners over 7.0 innings...lone mistake was solo HR by Jason Kendall...owned team-high 6-game winning streak Aug. 14-Oct. 3, logging 3.04 ERA (19er, 56.1ip) over 9 starts...was his longest streak since his career-best 7-game victory string April 12-June 1, 1998 with Pittsburgh...tied his career high with 13th win Oct. 3 at Houston, defeating Astros for 1st time in career after 10 lifetime decisions...allowed 3 runs over 5.1 innings in SF's eventual 11-8 triumph...hit 1st home run of ML career June 27, 392-foot solo blast off Milwaukee's Jimmy Haynes...became 1st Pirate pitcher to homer since May 29, 1996 (Danny Darwin vs. Houston)...hit safely in 3 of his 11 starts with Giants, going 4-for-26 (.154) with HR and 3 RBI...also drilled his 2nd career HR Aug. 30 off AZ's Miguel Batista...**2000**...posted lowest win total since 1995 rookie year, going 2-5 with 5.40 ERA in 11 starts before seeing season end in August...made 1st career Opening Day start, taking ball for Pittsburgh vs. Houston April 4...suffered loss, surrendering 6th-inning grand slam to Richard Hidalgo in Pirates' final home opener at Three Rivers Stadium...missed turn in rotation April 20 with right shoulder inflammation...placed on 15-day Disabled List April 19 (retro to April 15) with right shoulder inflammation...was reinstated May 1 and started at St. Louis May 2, tossing 4.0 innings while on 75-pitch limit...was placed on 15-day Disabled List with right shoulder inflammation June 12 (retro to June 10)...pitched 1 game with Bradenton July 29 while on rehab assignment...had MRI performed on shoulder Aug. 8, then underwent season-ending arthroscopic surgery performed by Dr. James Andrews Aug. 17 in Birmingham, AL, to repair partial fraying of rotator cuff and possible fraying of labrum in right shoulder...was transferred to 60-day Disabled List Sept. 8...**1999**...established career highs in wins (13) and matched career high in starts (33)...led Pittsburgh staff in strikeouts for 2nd straight season, fanning 148...tossed 4-hitter at Montreal July 25, 6-1 Pirates win...matched career high with 11th victory of

No-Hitters by Giants (17)

Date	Pitcher	Opponents	Score
Sept. 27, 1888	Ed Crane	vs. Washington Senators	3-0 (seven innings)
July 31, 1891	Amos Rusie	vs. Brooklyn Bridegrooms	6-0
July 15, 1901	Christy Mathewson	@ St. Louis Cardinals	5-0
Sept. 14, 1903	Leon Ames	@ St. Louis Cardinals	5-0 (five innings)
June 13, 1905	Christy Mathewson	@ Chicago Cubs	1-0
July 4, 1908	George Wise (LHP)	vs. Philadelphia Phillies	1-0 (ten innings)
April 15, 1909	Leon Ames	vs. Brooklyn Dodgers	lost 3-0
<i>(in Giants opener, Ames went 9.1 hitless innings; lost on seven hits in 13 innings)</i>			
Sept. 6, 1912	Jeff Tesreau	@ Philadelphia Phillies	3-0 (first game)
April 15, 1915	Rube Marquard (LHP)	vs. Brooklyn Dodgers	2-0
May 7, 1922	Jesse Barnes	vs. Philadelphia Phillies	6-0
May 8, 1929	Carl Hubbell (LHP)	vs. Pittsburgh Pirates	11-0
June 12, 1959	Mike McCormick (LHP)	@ Philadelphia Phillies	3-0 (five innings)
Sept. 26, 1959	Sam Jones	@ St. Louis Cardinals	4-0 (seven innings)
June 15, 1963	Juan Marichal	vs. Houston Astros	1-0
Sept. 17, 1968	Gaylord Perry	vs. St. Louis Cardinals	1-0
Aug. 24, 1975	Ed Halicki	vs. New York Mets	6-0 (second game)
Sept. 29, 1976	John Montefusco	@ Atlanta Braves	9-0

No-Hitters Against Giants (16)

Date	Pitcher	Opponents	Score
June 22, 1891	Tom Lovett	@ Brooklyn Bridegrooms	4-0
May 25, 1899	Deacon Phillippe	@ Louisville Colonels	7-0
June 11, 1904	Bob Wicker	vs. Chicago Cubs	1-0
<i>(Wicker went 9.1 hitless innings; won on one hit in 12 innings)</i>			
Aug. 23, 1907	Howie Camnitz	vs. Pittsburgh Pirates	1-0 (five innings)
Aug. 31, 1915	Jimmy Lavender	vs. Chicago Cubs	2-0 (first game)
Sept. 9, 1948	Rex Barney	vs. Brooklyn Dodgers	2-0
May 12, 1956	Carl Erskine	@ Brooklyn Dodgers	3-0
April 28, 1961	Warren Spahn (LHP)	@ Milwaukee Braves	1-0
May 11, 1963	Sandy Koufax (LHP)	@ Los Angeles Dodgers	8-0
Sept. 18, 1968	Ray Washburn	vs. St. Louis Cardinals	2-0
June 27, 1980	Jerry Reuss (LHP)	vs. Los Angeles Dodgers	8-0
May 10, 1981	Charlie Lea	@ Montreal Expos	4-0 (second game)
Sept. 25, 1986	Mike Scott	@ Houston Astros	2-0
Aug. 15, 1990	Terry Mulholland (LHP)	@ Philadelphia Phillies	6-0
Aug. 17, 1992	Kevin Gross	@ Los Angeles Dodgers	2-0
June 10, 1997	Kevin Brown	vs. Florida Marlins	9-0

season Aug. 27 at San Francisco...went 5-for-60 (.083) at plate with 1 RBI, which came in 1st start of season April 6 vs. Montreal...**1998**...established career highs in starts (33) and innings pitched (214.1), while going 11-14 with 4.07 ERA...led Bucs in strikeouts and finished 2nd in wins behind Francisco Cordova (13)...began season with 8-1 record after 12 starts, and was 1st NL pitcher to post 8 wins, but went 3-13 in last 21 trips to mound...also led club in home runs allowed (24) and walks (71)...strung together career-best 7-game winning streak April 12-June 1, becoming 1st Pittsburgh hurler to win 7 straight since John Smiley in 1991...ran record to 8-1 with 4-3 victory over New York June 1, becoming fastest Pittsburgh pitcher to 8 wins since Smiley reached mark June 1, 1991...streak was snapped with 3-2 loss to Minnesota June 7, but ERA dropped to season-low

3.51...snapped 60-game errorless streak with fielding miscue June 18...beginning with setback to Twins, lost career-high 8-straight decisions between June 7 and Aug. 6...broke losing skid with 5-4 win at Cincinnati Aug. 12...went winless in 12 starts, the longest drought by Pirate hurler since Tim Wakefield went 0-9 in 13-game stretch in 1993...won 3 straight starts Aug. 12-23, but then lost his last 5 decisions...went 6-for-62 (.097) at plate with 2 doubles and 2 RBI...**1997**...spent 1st full season in majors and went 10-9 with 4.60 ERA in 32 starts...struggled in initial 3 starts, going 0-1 with 7.62 ERA (11er, 13.0ip)...tossed 6.2-scoreless innings and combined with Ricardo Rincon and John Ericks on 7-0 shutout April 27 at Chicago...left his start at Colorado May 7 after being struck on right knee by line drive off bat of Larry Walker in 4th inning...left his start vs. Montreal May 30 with blister on his right middle finger...was ejected by Jerry Layne for hitting St. Louis' Mike DiFelice in 2nd inning June 4...won 3 straight decisions between June 16 and July 2...tossed complete game in 6-1 win vs. New York June 27...hurled 2nd-straight complete game with season-high 10 strikeouts July 2 vs. Chicago (AL) defeating White Sox 3-1...became 1st Pittsburgh pitcher since Tim Wakefield in 1993 to toss back-to-back complete games...**1996**...began season in Atlanta's starting rotation and went 2-1 with 5.57 ERA (13er, 21.0ip) in 5 games (4 starts)...made 1st appearance in relief and then won consecutive starts April 7 and April 12...was charged with 8 earned runs in 8.1 innings over next 2 starts and was optioned to triple-A Richmond May 11...went 2-0 with 1.57 ERA (5er, 28.2ip) in 4 starts for Richmond before being recalled by Braves June 4...made 8 appearances (7 starts) before being placed on Disabled List with stress fracture in left rib cage July 15...went 1-0 with 4.74 ERA (10er, 19.0ip) in 4 rehab starts...was claimed off waivers by Pittsburgh Aug. 30, completing trade which sent Denny Neagle to Atlanta Aug. 28...received no-decision in 1st start with Pittsburgh Sept. 1 vs. Houston...recorded 1st win as Pirate Sept. 12 at San Francisco and won again in his next start, Sept. 18 vs. Cincinnati...went combined 5-6 with 5.70 ERA in 19 Major League games (17 starts)...**1995**...began season with Atlanta, making ML debut in relief April 28 at Los Angeles...tossed 3.0 innings of relief May 5 at Philadelphia before being optioned to Richmond May 17...remained at Richmond until Sept. 1 recall...led International League with 2.25 ERA...named Richmond's Player of Month for July after going 4-2 with 1.32 ERA (6er, 41.0ip) in 6 starts...went 2-2 with 5.14 ERA (12er, 21.0ip) in 7 games (2 starts) after his recall to Atlanta...tossed 8.0-scoreless innings and picked up 1st big league win in 1st ML start Sept. 3 vs. Chicago...was 1-1 with 3.21 ERA (4er, 11.0ip) in 2 starts with Atlanta while going 1-1 with 7.71 ERA (12er, 14.0ip) in 7 ML relief appearances...**1994**...spent entire season with double-A Greenville...ranked 3rd in Southern League with 131 strikeouts, while his 8.4 strikeouts-per 9.0 innings ratio was 2nd best among Southern League starters...won his only playoff start Sept. 5 at Carolina, allowing 1 earned run in 7.2 innings...**1993**...ranked 3rd on single-A Durham's staff with 22 starts while leading rotation with 8.5 strikeout-per 9.0 inning ratio...**1992**...split season between Pulaski (rookie) and single-A Macon...went combined 3-7 with 4.01 ERA in 18 starts...won Pitcher of Month honors in June...fanned 89 batters in 83.0 innings...**1991**...spent 1st professional season with Bradenton, Braves' entry in Gulf Coast League...led team with 44 strikeouts in 45.1 innings while not allowing home run...

A GIANT IN THE COMMUNITY...during 2002 season, donated tickets to San Francisco Dream Center and personally met with hundreds of children from the organization...provided funding for, and supported Giants Community Fund and Good Tidings Foundation, in their renovation of Jack Farrell Park in East Palo Alto...

PERSONAL...graduate of Kelso (WA) High School, where he played football, baseball and basketball...named Gatorade State (WA) Player of Year and All-State MVP in baseball in 1991...also tossed prep no-hitter as senior, striking out 20 of 21 batters faced...was offered a scholarship to University of Arizona, but signed with Atlanta after being selected by Braves in 8th round of June 1991 draft...married (Bethany)...daughter, Makynlee (Jan. 14, 2001)...

JASON DAVID SCHMIDT

Year	Club	W-L	ERA	G	GS	CG	SH	SV	IP	H	R	ER	HR	HB	BB	SO	WP	BK
1991	Bradenton	3-4	2.38	11	11	0	0	0	45.1	32	21	12	0	0	23	44	8	0
1992	Macon	0-3	4.01	7	7	0	0	0	24.2	31	18	11	2	1	19	33	2	2
	Pulaski	3-4	4.01	11	11	0	0	0	58.1	55	38	25	4	3	31	56	3	0
1993	Durham	7-11	4.94	22	22	0	0	0	116.2	128	69	64	12	8	47	110	4	1
1994	Greenville	8-7	3.65	24	24	1	0	0	140.2	135	64	57	9	8	54	131	9	0
1995	Atlanta	2-2	5.76	9	2	0	0	0	25.0	27	17	16	2	1	18	19	1	0
	Richmond	8-6	2.25	19	19	0	0	0	116.0	97	40	29	2	3	48	95	4	1
1996	Atlanta	3-4	6.75	13	11	0	0	0	58.2	69	48	44	8	0	32	48	5	1
	Richmond	3-0	2.56	7	7	0	0	0	45.2	36	17	13	2	0	19	41	4	0
	Greenville	0-0	9.00	1	1	0	0	0	2.0	4	2	2	0	0	0	2	1	0
	Pittsburgh	2-2	4.06	6	6	1	0	0	37.2	39	19	17	2	2	21	26	3	0
1997	Pittsburgh	10-9	4.60	32	32	2	0	0	187.2	193	106	96	16	9	76	136	8	0
1998	Pittsburgh	11-14	4.07	33	33	0	0	0	214.1	228	106	97	24	4	71	158	15	1
1999	Pittsburgh	13-11	4.19	33	33	2	0	0	212.2	219	110	99	24	3	85	148	6	4
2000	Pittsburgh	2-5	5.40	11	11	0	0	0	63.1	71	43	38	6	1	41	51	1	0
	Bradenton	0-0	2.25	1	1	0	0	0	4.0	4	2	1	0	0	1	1	1	0
2001	Pittsburgh	6-6	4.61	14	14	1	0	0	84.0	81	46	43	11	7	28	77	3	1
	San Francisco	7-1	3.39	11	11	0	0	0	66.1	57	29	25	2	0	33	65	5	0
2002	Fresno	2-0	3.00	2	2	0	0	0	12.0	11	4	4	0	0	2	12	2	0
	San Francisco	13-8	3.45	29	29	2	2	0	185.1	148	78	71	15	2	73	196	12	0
Minor Totals		34-35	3.47	105	105	1	0	0	565.1	533	275	218	31	23	244	525	38	4
S.F. Totals		20-9	3.43	40	40	2	2	0	251.2	205	107	96	17	2	106	261	17	0
M.L. Totals		69-62	4.33	191	182	8	3	0	1135.0	1132	602	546	110	29	478	924	59	7

SCHMIDT'S M.L. BATTING

M.L. Batting	AVG	G	AB	R	H	2B	3B	HR	RBI	SH	SF	HP	BB	SO	SB	CS	E
--- 2002	.125	29	56	3	7	2	0	0	2	4	0	0	2	28	0	0	0
--- Career	.101	191	338	15	34	6	0	2	14	48	1	0	16	160	0	0	5

LAST HOME RUN: Aug. 30, 2001 at Arizona (off Miguel Batista)

DIVISION SERIES RECORD

Year	Club	W-L	ERA	G	GS	CG	SH	SV	IP	H	R	ER	HR	HB	BB	SO	WP	BK
2002	SF vs. ATL	0-1	6.75	1	1	0	0	0	5.1	3	4	4	0	0	4	5	0	0

LEAGUE CHAMPIONSHIP SERIES RECORD

Year	Club	W-L	ERA	G	GS	CG	SH	SV	IP	H	R	ER	HR	HB	BB	SO	WP	BK
2002	SF vs. STL	1-0	1.17	1	1	0	0	0	7.2	4	1	1	1	0	1	8	0	0

WORLD SERIES RECORD

Year	Club	W-L	ERA	G	GS	CG	SH	SV	IP	H	R	ER	HR	HB	BB	SO	WP	BK
2002	SF vs. ANA	1-0	5.23	2	2	0	0	0	10.1	16	6	6	2	0	4	14	1	0

SCHMIDT VS. MAJOR LEAGUE TEAMS

2002					NL					CAREER					2002					AL					CAREER				
W-L-S	ERA	G	IP	H	ER	W-L-S	ERA	G	IP	H	ER	W-L-S	ERA	G	IP	H	ER	W-L-S	ERA	G	IP	H	ER	W-L-S	ERA	G	IP	H	ER
1-2-0	4.71	5	28.2	29	15	Arizona	4-6-0	4.11	12	72.1	71	33	---	---	---	---	---	---	---	---	---	---	---	---	---	---	---	---	---
0-1-0	2.63	2	13.2	5	4	Atlanta	3-5-0	4.69	10	63.1	60	33	---	---	---	---	---	---	---	---	---	---	---	---	---	---	---	---	---
0-0-0	7.20	1	5.0	7	4	Chicago	5-5-0	3.48	13	85.1	90	33	---	---	---	---	---	---	---	---	---	---	---	---	---	---	---	---	---
0-0-0	0.00	1	0.2	0	0	Cincinnati	4-2-0	4.73	14	80.0	76	42	---	---	---	---	---	---	---	---	---	---	---	---	---	---	---	---	---
2-0-0	0.60	2	15.0	8	1	Colorado	6-1-0	4.43	11	67.0	70	33	---	---	---	---	---	---	---	---	---	---	---	---	---	---	---	---	---
---	---	---	---	---	---	Florida	5-0-0	5.40	13	66.2	78	40	---	---	---	---	---	---	---	---	---	---	---	---	---	---	---	---	---
1-0-0	1.23	1	7.1	4	1	Houston	2-9-0	5.79	13	73.0	81	47	---	---	---	---	---	---	---	---	---	---	---	---	---	---	---	---	---
2-1-0	3.20	3	19.2	17	7	Los Angeles	4-6-0	5.00	16	90.0	98	50	---	---	---	---	---	---	---	---	---	---	---	---	---	---	---	---	---
1-0-0	1.29	1	7.0	3	1	Milwaukee	4-2-0	3.19	9	59.1	54	21	---	---	---	---	---	---	---	---	---	---	---	---	---	---	---	---	---
1-0-0	3.18	2	11.1	12	4	Montreal	4-3-0	4.70	10	51.2	48	27	---	---	---	---	---	---	---	---	---	---	---	---	---	---	---	---	---
1-0-0	0.00	1	9.0	5	0	New York	3-4-0	4.11	13	81.0	83	37	---	---	---	---	---	---	---	---	---	---	---	---	---	---	---	---	---
0-0-0	9.82	1	3.2	7	4	Philadelphia	1-2-0	3.38	7	34.2	36	13	---	---	---	---	---	---	---	---	---	---	---	---	---	---	---	---	---
1-1-0	5.02	2	14.1	12	8	Pittsburgh	2-1-0	3.80	3	21.1	13	9	---	---	---	---	---	---	---	---	---	---	---	---	---	---	---	---	---
0-2-0	6.00	2	12.0	11	8	St. Louis	6-6-0	3.55	14	78.2	67	31	---	---	---	---	---	---	---	---	---	---	---	---	---	---	---	---	---
0-0-0	7.50	1	6.0	8	5	San Diego	6-2-0	3.67	11	73.2	71	30	---	---	---	---	---	---	---	---	---	---	---	---	---	---	---	---	---
---	---	---	---	---	---	San Francisco	3-1-0	3.86	5	23.1	23	10	---	---	---	---	---	---	---	---	---	---	---	---	---	---	---	---	---
3-1-0	2.53	4	32.0	20	9	Interleague	7-7-0	4.51	17	113.2	113	57	---	---	---	---	---	---	---	---	---	---	---	---	---	---	---	---	---

SCHMIDT'S CAREER IN BALLPARKS

	W-L-S	ERA	G	IP	H	ER		W-L-S	ERA	G	IP	H	ER
at Bank One	3-4-0	4.17	8	45.1	48	21	at Edison	---	---	---	---	---	---
Turner	1-1-0	3.51	4	25.2	22	10	Camden	---	---	---	---	---	---
Wrigley	2-3-0	4.57	7	41.1	47	21	Fenway	---	---	---	---	---	---
Cinergy	2-2-0	5.23	9	53.1	53	31	Comiskey	0-1-0	3.86	1	7.0	8	3
Coors	1-0-0	7.56	5	25.0	36	21	Jacobs	---	---	---	---	---	---
Pro Player	1-0-0	5.48	5	23.0	25	14	Comerica	---	---	---	---	---	---
Minute Maid	1-0-0	5.06	1	5.1	5	3	Kauffman	0-0-0	1.80	1	5.0	9	1
Dodger	0-2-0	4.30	6	29.1	28	14	Metrodome	1-0-0	8.44	3	16.0	19	15
Miller	2-0-0	0.71	2	12.2	6	1	Yankee	1-0-0	3.38	1	8.0	2	3
Olympic	2-2-0	5.28	5	29.0	32	17	Net. Assoc.	1-0-0	3.86	1	7.0	6	3
Shea	0-2-0	4.19	6	34.1	38	16	SAFECO	---	---	---	---	---	---
Veterans	0-2-0	4.15	3	13.0	13	6	Tropicana	---	---	---	---	---	---
PNC	3-4-0	4.85	8	52.0	51	28	Ballpark	---	---	---	---	---	---
Busch	1-2-0	3.72	5	29.0	24	12	SkyDome	---	---	---	---	---	---
Qualcomm	3-2-0	3.60	6	40.0	43	16							
Pacific Bell	12-5-0	2.38	20	136.0	95	36							

SCHMIDT BY MONTH

	2002						CAREER					
	W-L-S	ERA	G	IP	H	ER	W-L-S	ERA	G	IP	H	ER
In March/April	0-0-0	8.31	2	8.2	14	8	9-6-0	4.95	26	140.0	147	77
May	0-1-0	2.55	5	24.2	17	7	8-9-0	4.47	32	173.0	182	86
June	4-1-0	3.00	6	45.0	33	15	15-11-0	4.49	35	218.2	213	109
July	2-3-0	3.86	5	32.2	28	14	9-15-0	3.71	30	191.2	182	79
August	4-1-0	3.27	6	31.1	30	15	14-7-0	4.47	29	179.0	188	89
Sept./Oct.	3-2-0	3.27	5	33.0	26	12	14-14-0	4.28	39	222.2	220	106
Before ASB	4-3-0	3.75	14	84.0	74	35	34-31-0	4.62	101	583.0	600	299
After ASB	9-5-0	3.20	15	101.1	74	36	35-31-0	4.03	90	552.0	532	247

SCHMIDT'S STATISTICAL BREAKDOWN

	2002						CAREER					
	W-L-S	ERA	G	IP	H	ER	W-L-S	ERA	G	IP	H	ER
Season	13-8-0	3.45	29	185.1	148	71	69-62-0	4.33	191	1135.0	1132	546
Home	8-5-0	2.37	16	110.0	75	29	42-34-0	4.09	99	609.0	576	277
Road	5-3-0	5.02	13	75.1	73	42	27-28-0	4.60	92	526.0	556	269
Day	5-3-0	3.32	9	57.0	39	21	18-19-0	4.81	56	320.0	320	171
Night	8-5-0	3.51	20	128.1	109	50	51-43-0	4.14	135	815.0	812	375
Starter	13-8-0	3.45	29	185.1	148	71	68-61-0	4.26	182	1118.2	1108	530
Reliever	---	---	---	---	---	---	1-1-0	8.82	9	16.1	24	16

SCHMIDT'S CAREER FIELDING

Position	PCT.	G	PO	A	E	TC	DP	PB
Pitcher	.967	191	51	94	5	150	3	---

CAREER TRANSACTIONS

- Selected by Atlanta in 8th round of June 1991 draft.
- Placed on 15-day Disabled List July 15-Aug. 30 (including rehabilitation assignment to Greenville and Richmond) with stress fracture in left rib cage.
- Claimed off waivers by Pittsburgh, Aug. 30, 1996, completing Aug. 28, 1996 trade in which Pittsburgh acquired IF Ron Wright and C/OF Corey Painter in exchange for LHP Denny Neagle.
- Placed on 15-day Disabled List April 15-May 1, 2000 with right shoulder inflammation.
- Placed on 15-day Disabled List June 10-end of 2000 season (including 1 rehabilitation assignment with Bradenton) with right shoulder inflammation; was transferred to 60-day Disabled List August 8, 2000.
- Placed on 15-day Disabled List April 3-May 11, 2001 with left abdominal strain.
- Traded to San Francisco with OF/IF John Vander Wal in exchange for OF Armando Rios and RHP Ryan Vogelsong, July 30, 2001.
- Granted free agency Nov. 7, 2001; signed with San Francisco Dec. 14, 2001.
- Placed on 15-day Disabled List March 30-April 23, 2002 (including rehabilitation assignment with Fresno, April 13-24) with right groin strain.

Career Highs

- **Low-Hit Game:** 4 (twice), last: June 27, 2001 vs. Milwaukee (with Pittsburgh)
- **Innings Pitched - Starter:** 9.0 (8 times), last: Aug. 20, 2002 vs. New York (NL)
Reliever: 1.1, July 11, 1995 vs. Florida (with Pittsburgh)
- **Most Strikeouts:** 13, (twice); last: Aug. 20, 2002 vs. New York (NL)
- **Winning Streak:** 7 games, April 12-June 1, 1998
- **Losing Streak:** 8 games, June 7-Aug. 6, 1998

Adam Shabala

OUTFIELDER



Birthdate: February 6, 1978

2003 Opening Day Age: 25

Birthplace: Streator, Illinois

Resides: Streator, Illinois

Bats: Left **Throws:** Right **Height:** 6-1 **Weight:** 190

M.L. Service: None

How Obtained: Giants' #10 selection in June 2000 draft.

Contract Status: Non-roster invitee

CAREER...25-year old outfielder comes to camp as non-roster invitee to begin 4th professional campaign...owns .281 lifetime batting average over 257 minor league games...was San Francisco's 10th pick in June 2000 draft...

2002 SEASON...spent majority of season at single-A San Jose before late season promotion to double-A Shreveport...hit .288 overall while establishing career highs with 26 2Bs, 8 HRs and 61 RBI...led Giants with .328 batting average in 73 games, belting 18 2Bs and 7 HRs while driving in 45...also stole 11 bases in 18 attempts...enjoyed monster June to share San Jose Player of Month honors, hitting at .351 clip (27-for-77) with 3 HRs and club-best 20 RBI in 22 games...was named California League Howe SportsData Player of Week for June 24-30...promoted to Shreveport July 11 and spent remainder of campaign with Swamp Dragons, batting .216 in 40 contests...

2001...made trio of stops on Giants' organizational chain, logging time with San Jose, Shreveport and single-A Hagerstown...played in only 3 games with junior Giants before being transferred to Swamp Dragons, where he was 12-for-35 (.343) in 12 games...was with Suns in South Atlantic League to conclude season, posting .313 avg. with 16 2Bs, 29 RBI and 11 stolen bases in 70 outings...**2000**...made professional debut with Salem-Keizer in short-season Northwest League...logged 59 games, batting .216 with 4 HRs and 19 RBI...

PERSONAL...attended University of Nebraska...hit .338 as senior in 2000 while tying Cornhuskers' single-season record with perfect 1.000 fielding pct. in 121 opportunities...single...

ADAM J. SHABALA

Year	Club	AVG	G	AB	R	H	2B	3B	HR	RBI	SH	SF	HP	BB	SO	SB	CS	E
2000	Salem-Keizer	.216	59	176	27	38	6	3	4	19	0	1	2	30	60	2	1	2
2001	San Jose	.143	3	7	1	1	0	0	0	0	0	0	0	2	4	0	0	0
	Shreveport	.343	12	35	9	12	0	0	1	4	1	0	0	7	10	2	0	0
	Hagerstown	.313	70	256	37	80	16	2	1	29	5	0	6	37	37	11	4	2
2002	San Jose	.328	73	244	42	80	18	2	7	45	5	3	1	36	64	11	7	1
	Shreveport	.216	40	148	14	32	8	0	1	16	4	1	1	6	35	3	1	0
Minor Totals		.281	257	866	130	243	48	7	14	113	15	5	10	118	210	29	13	5

CAREER TRANSACTIONS

- Selected by Giants in 2nd round of June 2000 draft. Signed by Alan Marr.

Brian Simmons

OUTFIELDER



Birthdate: September 4, 1973

2003 Opening Day Age: 29

Birthplace: Pittsburgh, Pennsylvania

Resides: Imperial, Pennsylvania

Bats: Both **Throws:** Right **Height:** 6-2 **Weight:** 190

M.L. Service: 2 years, 68 days

How Obtained: Signed as minor league free agent, March 29, 2002.

Contract Status: Non-roster invitee

CAREER...29-year-old switch-hitting outfielder comes to Giants' camp for 1st time after solid 2002 campaign with triple-A Fresno...originally selected by Chicago White Sox in 2nd round of June 1995 draft, saw big league action with club in both 1998 and 1999 before also reaching majors with Toronto in 2001...owns .218 lifetime batting avg. with 8 HRs and 31 RBI in 119 Major League games...homered from both sides of plate Sept. 26, 1998 at Kansas City, doing so within 5 days of ML debut to become fastest player in history to achieve feat...missed entire 2000 season with torn left achilles tendon...was dealt to Toronto along with Kevin Beirne, Mike Sirotko and Mike Williams in exchange for Matt DeWitt and David Wells Jan. 14, 2001...was claimed off waivers by White Sox Nov. 20, 2001 and was invited to Spring Training...signed minor league deal with Giants March 29, 2002...

2002 SEASON...went to Spring Training with Chicago White Sox before signing minor league contract with Giants organization March 29...had solid season with triple-A Fresno cut short due to left ankle injury...in 91 games with Grizzlies, was hitting career-best .292 with 18 2Bs, 4 3Bs, 11 HRs and 40 RBI...batting avg. ranked 8th in SF minor league chain...got off to fast start, hitting .319 (23-for-72) in 21 games during April...was named Fresno's Player of Month for May after batting .294 (32-for-109) with 4 HRs and 11 RBI...had 5 clouts and 20 RBI to accompany .309 avg. (34-for-110) in 30 June contests...was placed on Disabled List July 6-24 with abdominal muscle strain...played in just 4 games before suffering severe left ankle sprain that ended season...was officially placed on DL July 28...

2001...after missing entire 2000 season with torn left achilles tendon, split 2001 campaign between Toronto and triple-A Syracuse...was acquired by Blue Jays from White Sox with Kevin Beirne, Mike Sirotko and Mike Williams in exchange for Matt DeWitt and David Wells Jan. 14...made Toronto's Opening Day roster...started 16 games (9 in CF, 4 in LF, 2 in RF and 1 as DH)...was 12-for-64 (.188) with 2 HRs and 6 RBI as starter...batted .250 (5-for-20) from right side of plate and .161 (14-for-81) from left side...did not commit error in 60 total chances...hit 1st HR of season May 10 at SkyDome, connecting off Oakland's Barry Zito...matched career high with 5-game hitting streak May 26-June 10...tied career high with 3 hits June 1 vs. Boston, including roundtripper off Frank Castillo...went hitless in final 13 at-bats before being optioned to Syracuse July 8...appeared

in 52 games with SkyChiefs...hit .295 in Aug. and was recalled by Blue Jays Sept. 4...saw action in 7 games following recall, going 1-for-12 (.083)...**2000**...missed entire season with torn left achilles tendon suffered while running bases in White Sox' final Spring Training game, March 30 vs. Colorado...was placed on 60-day Disabled List that day...**1999**...appeared in 54 games (29 starts) with White Sox after being recalled from triple-A Charlotte July 14...was cited by *Baseball America* as having Best Outfield Arm in Chicago organization...hit .248 (25-for-101) with 4 HRs and 15 RBI from left side of plate...went 2-for-5 as pinch-hitter...compiled 5-game hitting streak July 23-29...made diving, game-saving catch with 2 outs and bases loaded in 9th inning Sept. 30 vs. Boston...opened season on 15-day Disabled List with lacerated left palm suffered during Spring Training game March 22 at Seattle...was sent to Charlotte after activation, where he hit .270 with 53 runs scored, 14 2Bs, 10 HRs and 44 RBI in 78 games...played in 34 games for Santurce in Puerto Rican Winter League, hitting .266 (33-for-124) with 8 HRs and 16 RBI...**1998**...spent most of season with triple-A Calgary...was on Disabled List June 21-Aug. 10 with strained groin...after hitting .238 (20-for-84) in April, batted .306 (83-for-271) remainder of season...was recalled by White Sox Sept. 20, following Cannons' playoffs...made ML debut Sept. 21 at Minnesota...1st career hit came in 1st ML plate appearance Sept. 23 at Minnesota (off LaTroy Hawkins)...became just 3rd player in White Sox history to homer from both sides of plate Sept. 26 at Kansas City, hitting 2-run shot left-handed off Brian Barber in 4th inning and 2-run clout right-handed off Allen McDill in 7th...at 5 days within ML debut, also became fastest player in history to accomplish feat...**1997**...led Southern League in 3Bs (12) and walks (88), while ranking 2nd in runs scored (108), games (138) and at-bats (546) for double-A Birmingham...also topped organization in runs scored, tied for lead in 3Bs, was 3rd in walks and 4th in extra-base hits (55)...led Barons in games, at-bats, walks and stolen bases (15)...reached double figures in 2Bs (28), 3Bs and HRs (15), 1st Sox minor leaguer to accomplish feat since Ray Durham at triple-A Nashville in 1994...was named Best Hustler in SL by *Baseball America*...played for Mesa Saguaros in Arizona Fall League...**1996**...spent majority of season at single-A South Bend before being promoted to single-A Prince William at end of July...combined to hit .271 (132-for-487) with 21 HRs and 72 RBI...his 21 roundtrippers with South Bend tied for 2nd in organization, while 72 RBI were 4th...ranked 2nd in runs scored with 90...finished tied for 3rd in Midwest League with .556 slugging pct. and tied for 4th with 52 extra-base hits...**1995**...split 1st professional season between rookie league Sarasota and single-A Hickory...attended Fall Instructional League...

PERSONAL...graduated from Peter Township (McMurray, PA) High School...hit .542 as senior...led University of Michigan in HRs (13) and RBI (45) as junior in 1995...played in all of Michigan's 166 games from 1993-95, making 165 starts...earned GTE CoSIDA District IV Academic All-America honors and Academic All-Big Ten honors...Academic All-Big Ten as sophomore...named to Big Ten All-Tournament Team, hitting .389 (7-for-18) in 5 games...played for Cotuit in Cape Cod League in summer 1994...hit for cycle as freshman vs. Northwestern...married (Jennifer, Dec. 7, 2002)...

BRIAN LEE SIMMONS

Year	Club	AVG	G	AB	R	H	2B	3B	HR	RBI	SH	SF	HP	BB	SO	SB	CS	E
1995	Sarasota	.176	5	17	5	3	1	0	1	5	0	0	0	6	1	0	0	0
	Hickory	.190	41	163	13	31	6	1	2	11	0	0	2	19	44	4	4	1
1996	South Bend	.298	92	356	73	106	29	6	17	58	1	4	2	48	69	14	9	7
	Prince William	.198	33	131	17	26	4	3	4	14	1	0	0	9	39	2	0	2
1997	Birmingham	.262	138	546	108	143	28	12	15	72	2	3	2	88	124	15	12	5
	Chicago (AL)	.368	5	19	4	7	0	0	2	6	0	0	0	0	2	0	1	0
1998	Calgary	.290	94	355	72	103	21	4	13	51	3	3	1	41	82	10	6	7
	Tucson	.167	5	12	1	2	0	0	0	0	0	0	0	1	1	0	0	0
1999	Chicago (AL)	.270	78	285	53	77	14	0	10	44	1	1	5	37	60	8	1	5
	Chicago (AL)	.230	54	126	14	29	3	3	4	17	0	0	0	9	30	4	0	2
2000																		
2001	Syracuse	.264	52	201	24	53	10	1	2	20	2	1	2	19	36	4	5	3
	Toronto	.178	60	107	8	19	5	0	2	8	0	1	1	8	26	1	0	0
2002	Fresno	.292	91	319	45	93	18	4	11	40	1	3	4	34	76	7	4	4
Minor Totals		.267	629	2385	411	637	131	31	75	315	11	15	18	302	532	64	42	34
M.L. Totals		.218	119	252	26	55	8	3	8	31	0	1	1	17	58	5	1	2

SIMMONS VS. MAJOR LEAGUE TEAMS

2002						NL						CAREER						2002						AL						CAREER																													
AVG	AB	H	HR	RBI		AVG	AB	H	HR	RBI		AVG	AB	H	HR	RBI		AVG	AB	H	HR	RBI		AVG	AB	H	HR	RBI		AVG	AB	H	HR	RBI																									
						Arizona												Anaheim						.333						6						2						0						2											
						Atlanta						1.000						1						1						0						0						0						1											
						Chicago																		Boston						.286						28						8						1						3					
						Cincinnati																		Chicago						.000						2						0						0						0					
						Colorado																		Cleveland						.190						21						4						1						1					
						Florida						.200						5						1						0						0						0						2											
						Houston																		Kansas City						.143						28						4						2						5					
						Los Angeles																		Minnesota						.294						34						10						1						4					
						Milwaukee						.000						1						0						0						0						0						1											
						Montreal						.333						3						1						0						0						0						3											
						New York																		Seattle						.118						17						2						0						0					
						Philadelphia																		Tampa Bay						.375						8						3						0						0					
						Pittsburgh																		Texas						.105						19						2						0						1					
						St. Louis						.000						1						0						0						0						0						8											
						San Diego																		Toronto						.375						16						6						2						1					
						San Francisco																		Interleague						.273						11						3						0						0					

SIMMONS' CAREER IN BALLPARKS

2002						CAREER						2002						CAREER					
AVG	AB	H	HR	RBI		AVG	AB	H	HR	RBI		AVG	AB	H	HR	RBI		AVG	AB	H	HR	RBI	
at	Bank One	.000	0	0	0	0	0	0	0	0	0	at	Edison	.000	2	0	0	0	0	0	0	0	0
	Turner	.000	0	0	0	0	0	0	0	0	0		Camden	.000	2	0	0	0	0	0	0	0	1
	Wrigley	.000	0	0	0	0	0	0	0	0	0		Fenway	.286	7	2	0	0	0	0	0	0	0
	Cinergy	.000	0	0	0	0	0	0	0	0	0		Comiskey	.221	68	15	0	0	0	5	5	5	5
	Coors	.000	0	0	0	0	0	0	0	0	0		Jacobs	.250	12	3	1	1	1	1	1	1	1
	Pro Player	.000	0	0	0	0	0	0	0	0	0		Comerica	.000	1	0	0	0	0	1	1	1	1
	Minute Maid	.000	0	0	0	0	0	0	0	0	0		Kauffman	.182	22	4	2	2	5	5	5	5	5
	Dodger	.000	0	0	0	0	0	0	0	0	0		Metrodome	.333	21	7	1	1	4	4	4	4	4
	Miller	.000	0	0	0	0	0	0	0	0	0		Yankee	.167	6	1	0	0	1	1	1	1	1
	Olympic	.500	2	1	0	0	0	0	0	0	0		Net. Assoc.	.250	12	3	0	0	0	0	0	0	0
	Shea	.000	0	0	0	0	0	0	0	0	0		SAFECO	.167	6	1	0	0	0	0	0	0	0
	Veterans	.000	0	0	0	0	0	0	0	0	0		Tropicana	.500	4	2	0	0	0	0	0	0	0
	PNC	.000	0	0	0	0	0	0	0	0	0		Ballpark	.222	9	2	0	0	1	1	1	1	1
	Busch	.000	1	0	0	0	0	0	0	0	0		SkyDome	.187	75	14	4	4	12	12	12	12	12
	Qualcomm	.000	0	0	0	0	0	0	0	0	0												
	Pacific Bell	.000	0	0	0	0	0	0	0	0	0												

SIMMONS BY MONTH

2002						CAREER					
AVG	AB	H	HR	RBI		AVG	AB	H	HR	RBI	
In	March/April	.083	24	2	0	0	0	0	0	0	0
	May	.205	39	8	1	3	3	3	3	3	3
	June	.276	29	8	1	4	4	4	4	4	4
	July	.286	28	8	0	2	2	2	2	2	2
	August	.182	33	6	1	3	3	3	3	3	3
	Sept./Oct.	.232	99	23	5	19	19	19	19	19	19
Before	ASB	.189	95	18	2	7	7	7	7	7	7
After	ASB	.236	157	37	6	24	24	24	24	24	24

SIMMONS' STATISTICAL BREAKDOWN

2002						CAREER					
AVG	AB	H	HR	RBI		AVG	AB	H	HR	RBI	
Home	.200	135	27	2	11	11	11	11	11	11	11
Road	.239	117	28	6	20	20	20	20	20	20	20
Day	.196	92	18	2	9	9	9	9	9	9	9
Night	.231	160	37	6	22	22	22	22	22	22	22
Grass	.207	150	31	3	15	15	15	15	15	15	15
Turf	.235	102	24	5	16	16	16	16	16	16	16
vs. LHP	.208	48	10	2	7	7	7	7	7	7	7
vs. RHP	.221	204	45	6	24	24	24	24	24	24	24
RISP	.278	54	15	5	25	25	25	25	25	25	25
Bases Loaded	.000	2	0	0	1	1	1	1	1	1	1
as Pinch Hitter	.160	25	4	0	2	2	2	2	2	2	2
as DH	.400	5	2	0	0	0	0	0	0	0	0

SIMMONS' CAREER FIELDING

Position	PCT.	G	PO	A	E	TC	DP	PB
Outfield	.987	92	151	3	2	156	1	—

CAREER TRANSACTIONS

- Selected by Baltimore in 35th round of June 1992 draft; did not sign.
- Selected by Chicago (AL) in 2nd round of June 1995 draft.
- Placed on 15-day Disabled List March 26-April 28, 1999 with lacerated left palm.
- Placed on 60-day Disabled List March 31, 2000-remainder of season with torn left achilles tendon.
- Traded to Toronto along with Kevin Beirne, Mike Sirotko and Mike Williams for Matt DeWitt and David Wells, Jan. 14, 2001.
- Claimed by Chicago (AL) off waivers from Toronto, Nov. 20, 2001.
- Signed by San Francisco as minor league free agent, March 29, 2002.

Career Highs

- **Most Hits:** 3 (twice), last: June 1, 2000 vs. Boston (with Toronto)
- **Most RBI:** 5, Sept. 26, 1998 at Kansas City (with Chicago-AL)
- **Most Home Runs:** 2, Sept. 26, 1998 at Kansas City (with Chicago-AL)
- **Career Grand Slams:** none
- **Longest Hitting Streak:** 5 games (twice), last: May 26-June 10, 2001

J.T. Snow

FIRST BASEMAN



Birthdate: February 26, 1968

2003 Opening Day Age: 35

Birthplace: Long Beach, California

Resides: San Mateo, California

Bats: Left **Throws:** Left **Height:** 6-2 **Weight:** 209

M.L. Service: 9 years, 121 days

How Obtained: Acquired from Anaheim in exchange for Allen Watson (LHP) and Fausto Macey (RHP), November 27, 1996.

Contract Status: Signed through 2003 with club option for 2004 (signed 4-year extension 2000-2003 with club option for 2004, July 30, 1999)

CAREER...has been major part of Giants' success since joining club in 1997, posting 100 HRs and 464 RBI while playing Gold Glove defense in 855 games over 6 seasons...earned 6 consecutive Rawlings Gold Glove awards as his league's top defensive first baseman during 1995, '96, '97, '98, '99 and 2000 seasons...with his 1997 award, became just 7th player to win Gold Glove honors at same position in both leagues (1995 and '96 were in American League)...with '98 glove work, became just 4th player to win award multiple times in each league...was selected winner of Dave Dravecky Award in 1998 for being most inspirational Giants player as voted by fans...with 104 RBI in '97, became only 5th switch hitter to reach century mark in both leagues...however, abandoned switch-hitting following 1998 campaign as he now hits exclusively from left side...

2002 SEASON...helped SF to playoffs for 3rd time in his 6 seasons with club...although regular season offensive numbers were down, veteran provided his customary Gold Glove-caliber defense at 1st base while rising to occasion in clutch...batted .271 (32-for-118) with runners in scoring position...overall, posted .246 average with 26 2Bs, 6 HRs and 53 RBI...homer total was lowest of career, while overall avg. matched 3rd-lowest...endured up-and-down 1st Half, as nagging injuries and emergence of Damon Minor limited him to just 62 starts over SF's initial 87 games...however, had productive 2nd Half, hitting .267 (51-for-191) with 3 HRs and 20 RBI in 71 games (48 starts) following Mid Summer Classic...in fact, keyed Giants' final playoff surge by going 15-for-50 (.300) while hitting safely in 10 of his last 13 contests...continued hot stretch with phenomenal post season, batting .333 (22-for-66) with 2 HRs, 9 RBI, .371 on-base pct. and .515 slugging pct...led SF in hits, tied for club lead with 4 2Bs and 1 3B, while hitting safely in team-high 15 of 17 October contests...finished 11-for-27 (.407) in World Series, most hits in Series since 1997 and just 2 safeties shy of all-time record for 7-game Fall Classic...was only Giant

to hit safely in all 7 games vs. Angels, including 3 multi-hit efforts...hammered decisive HR in Game 1 victory at Anaheim, 2-run shot off Jarrod Washburn in 6th inning which gave SF 4-1 lead in eventual 4-3 triumph...in Game 4 of NLCS vs. St. Louis, delivered 2-out, 2-run 2B in 6th inning that knotted contest 2-2 in eventual 4-3 victory...had best offensive showing of campaign April 20 at Houston, going 4-for-5 with run, HR and 5 RBI...4 hits tied career-best for 12th time...fell homer shy of cycle in 3-2 victory over Colorado July 11, finishing 3-for-5 with 2B, 3B and RBI while scoring game-winning run in bottom of 9th...hit his only HR of year at Pac Bell (and 1st home clout since May 8, 2001) July 15 vs. Arizona, connecting for opposite

6-Time Gold Glove First Baseman

J.T. Snow is the sixth Major League first baseman to win at least six consecutive Gold Glove Awards in his career. The six first basemen are:

Player	Years	No.
Keith Hernandez	1978-88	11
Vic Power	1958-64	7
Bill White	1960-66	7
Wes Parker	1967-72	6
George Scott	1971-76	6
J.T. Snow	1995-2000	6

Stats courtesy of Bill Arnold/Sports Features Group

field solo shot off Rick Helling...home-
red in consecutive games Aug. 3-4 at
Pittsburgh, as 2nd blast was 100th as
Giant (off Kris Benson)...finished Aug.
4 contest 2-for-4 with 2B, HR and 5 RBI
in 10-5 SF victory...HR was first of
back-to-back-to-back clouts, as Reggie
Sanders and David Bell followed suit...

2001...struggled through injury-rid-
dled campaign, worst statistical year
since 1994 season with Angels...spent
3 different stints on Disabled List, after
having previously never been disabled
in professional career (majors or
minors)...was on 15-day Disabled List
May 27-June 13 with bruised ribs, June
23-July 14 with bilateral groin strain
and July 27-Aug. 6 with gastroenteri-
tis...played in just 101 games, lowest
total since logging 61 contests in
1994...hit .246 with 8 homers and 34
RBI, all lowest totals since '94 (.220, 8
HRs, 30 RBI)...did rebound in 2nd
Half, hitting .306 (37-for-121) after
struggling to .201 mark (33-for-164)
prior to All-Star Break...matched career
high for hits in game April 4 vs. Padres,
going 4-for-4 with 2B, walk, RBI and
run scored...recorded 11th career
multi-homer game May 8 vs. Expos,
drilling solo clouts in 5th and 8th
innings (off Mike Thurman and Ugueth
Urbina, respectively)...served 1st stint
on DL May 27-June 13 with bruised left
ribs, injury suffered after home plate
collision with Ben Petrick May 26 vs.
Rockies...collected just 2 hits in 23 at-
bats (.087) with RBI in 7 games before
being forced back on DL June 23-July
14 with bilateral groin strain...activated
July 15 and hit .364 (8-for-22) in 8
games before bout with gastroenteritis
landed him on DL July 27-Aug.

6...**2000**...hit .284 with 19 HRs and
96 RBI in 155 games, although pure
statistics will never begin to explain
impact his Gold Glove and leadership
abilities had on ballclub...following
campaign, was awarded 6th consec-
utive Rawlings Gold Glove Award, 4th
since joining Giants...collected 1,000th
career hit Sept. 5 vs. Phillies, blasting
solo homer in 7th inning (off Vicente
Padilla) for SF's 6th clout on night...delivered NL-leading 14th sac fly Sept. 10 vs. San Diego, estab-
lishing new senior circuit mark for left-handed hitters...drove in career-high 6 runs Aug. 15 at
Montreal on strength of his 10th career multi-HR game (2nd of 2000, other: July 17 vs. Texas)...fin-
ished evening 2-for-4 with 2 HRs, 6 RBI and sac fly...in contest, clubbed 7th career grand slam (2nd
in 2000), 1st inning blast off Mike Johnson to give SF 5-0 advantage...hammered 6th career grand
slam May 21 at Milwaukee (off LHP Valerio De Los Santos), finishing 3-for-4 with 2B, HR, 4 runs and
5 RBI...hit .400 (4-for-10) with HR and 3 RBI in 4 games of NLDS vs. Mets...set off short-lived cel-
ebration at Pac Bell Park with dramatic 3-run, pinch-hit home run off Armando Benitez in 9th inning

Gold Glove Winners

The Rawlings Gold Glove Award was established in
1957 and represents the ultimate in Major League field-
ing excellence. Giants have captured 34 Gold Gloves
since the award was established. The complete list:

Year	Player	Position
1957	Willie Mays	OF
1958	Willie Mays	OF
1959	Willie Mays	OF
	Jackie Brandt	OF
1960	Willie Mays	OF
1961	Willie Mays	OF
1962	Willie Mays	OF
	Jim Davenport	3B
1963	Willie Mays	OF
1964	Willie Mays	OF
1965	Willie Mays	OF
1966	Willie Mays	OF
1967	Willie Mays	OF
1968	Willie Mays	OF
1971	Bobby Bonds	OF
1973	Bobby Bonds	OF
1974	Bobby Bonds	OF
1987	Rick Reuschel	P
1991	Will Clark	1B
	Matt Williams	3B
1993	Barry Bonds	OF
	Kirt Manwaring	C
	Robby Thompson	2B
	Matt Williams	3B
1994	Barry Bonds	OF
	Darren Lewis	OF
	Matt Williams	3B
1996	Barry Bonds	OF
1997	Barry Bonds	OF
	J.T. Snow	1B
1998	Barry Bonds	OF
	J.T. Snow	1B
1999	J.T. Snow	1B
2000	J.T. Snow	1B

The Best In Their Field

Entering the 2003 season, J.T. Snow has the 4th highest fielding percentage for first baseman in Major League history (minimum 7,000 chances). The top 10 fielding first basemen are:

Rank	Player	PO+AST	Errors	Field Pct.
1.	Steve Garvey	19,870	81	.99594
2.	Don Mattingly	15,252	64	.99582
3.	Wes Parker	10,335	45	.99566
4.	J.T. Snow*	11,157	50	.99553
5.	Todd Helton*	7,102	32	.99551
6.	David Segui*	9,106	43	.99530
7.	Tino Martinez*	13,259	66	.99504
8.	Dan Driessen	11,595	58	.99502
9.	John Olerud*	14,913	76	.99493
10.	Jim Spencer	10,695	55	.99488

*-active

Stats courtesy of Bill Arnold/Sports Features Group

Giants infield at 1st base, committing just 6 errors in 1,349 total chances and earning 5th straight Gold Glove...his .996 fielding percentage was 2nd among all NL 1st basemen, with only AZ's Travis Lee having better mark (.997, 3 errors in 864 total chances)...was named National League Player of Week for Aug. 23-29, hitting .444 (12-for-27) with 2 2Bs, 4 HRs, 7 runs scored and league-high 13 RBI during period...marked 2nd time he has captured award with Giants (also Aug. 4-10, 1997) and 4th time in career...collected 500th career RBI July 16 vs. A's with 9th inning 2B (off Billy Taylor)...was 1 of 5 Giants players to reach 20-homer plateau, marking 3rd such quintet in Giants history (also 1953 and 1973)...slugged his 1st home run of year May 4 in Pittsburgh, 2-run shot in 9th inning (off Scott Sauerbeck)...marked 1st clout of career batting left vs. left-handed pitcher...**1998**...posted solid numbers, ranking among team leaders in RBI (3rd-79), home runs (3rd-15), 2Bs (3rd-28), runs scored (65-4th) and games played (138-4th)...registered 4th career Gold Glove season, committing just 1 error...did so despite missing time as he visited his ailing mother and also suffering nagging injuries (right shoulder tendinitis and sprained right wrist)...eventually had arthroscopic surgery on shoulder following season...returned to team May 11 after missing all 4 games of series in Chicago May 8-10, having gone to St. Louis to be with his mother...returned to team June 22, after being away previous 5 days due to mother's passing June 17...Mrs. Snow passed away at age 54, succumbing to cancer...made his 1st start after return June 23 in Oakland, going 1-for-4 with HR...slugged 100th career home run June 28 vs. Texas, grand slam off Aaron Sele...batted left-handed vs. left-handed pitchers Sept. 22 vs. Pittsburgh, marking 1st time he has done so in ML career...did so rest of season, going 1-for-4 in such situations (1so) with hit being 2B off Pirates' Jason Christiansen...had arthroscopic surgery to repair damage to cartilage on his right shoulder Oct. 23, procedure performed by Dr. Lewis Yokum and team orthopedic consultant Dr. Bill Montgomery...**1997**...established career-highs in home runs (28), RBI (104), 2Bs (36), walks (96) and stolen bases (6)...28 home runs surpassed his previous high of 24, which was established in 1995 with California...hit 26 of his 28 home runs in his last 93 games (325 at-bats), after hitting just 2 in initial 64 contests (206 at-bats)...104 RBI marked new career standard (102 in 1995)...ranked 2nd on club in walks with 96 (4th most in NL)...won his 1st NL Gold Glove, 3rd overall, after ranking 3rd among NL 1st basemen with .995 fielding pct. (7 errors, 1423 total chances)...joined Jeff Kent (121 RBI) and Barry Bonds to become 1st trio of Giants to each drive in 100-or-more runs in same season since Johnny Mize (138), Walker Cooper (122) and Willard Marshall (107) did it for 1947 New York squad...feat had been accomplished only 4 times previously in franchise history (since 1900), also in 1930, '23 and '21...was named 1997 "Willie Mac Award" winner, an honor voted upon by Giants players, coaches and training staff for most inspirational player on team...missed most of Spring Training after being struck in left eye by pitch thrown by Seattle's Randy Johnson March 11 at Scottsdale Stadium...sustained fracture to lower orbit of left eye...blistered AL pitching, slugging 9 home runs (in 16 games) while batting .379 (22-for-58) with 6 2Bs, 20 RBI, 13 runs scored and .948 slugging pct. in Interleague

of Game 2...clout, which landed just inside right-field foul pole, tied contest at 4-4 before Giants suffered 5-4 defeat in 10th inning...**1999**...posted strong numbers in 1st full season of hitting exclusively left-handed...hit .274 (156-for-570) with 24 homers and 98 RBI in career-high 161 games...posted 20-plus homers for 3rd time in career, having also done so in 1995 (with California) and 1997...was 1 of 5 Giants to post 80-plus RBI on year, marking 1st such quintet in franchise history...was joined by Jeff Kent (101), Ellis Burks (96), Barry Bonds (83) and Rich Aurilia (80) in record-setting group...also established career-high with 93 runs scored...went 37 for his last 144 vs. lefties (.257 with 6 2Bs, 3B, 3 HRs, 22 RBI), after going 2-for-25 (.080, 1 RBI) to open year vs. LHPs...overall on year, hit .231 (39-for-169) with HR and 9 RBI vs. lefties...entering 1999, was hitting just .213 for his career vs. southpaws as right-handed batter, including just .164 in 1998...remained cornerstone of

play...his start at 1st base in opener April 1 vs. Pittsburgh marked 5th player to start at 1B for SF in 5 years...Opening Day starters at 1B over 5 year span included: Mark Carreon (1996), J.R. Phillips ('95), Todd Benzinger ('94) and Will Clark ('93)...had impressive game May 11 vs. Chicago, reaching base all 5 trips to plate with 2-for-2, 1-homer, 3-walk, 3-RBI showing...home run was 1st as member of Giants, driving 2-run shot in 8th inning (off Mel Rojas)...had career-high 12-game hitting streak July 11-24...during streak, went 18-for-47 (.383)...drilled his 20th clout Aug. 8 off Montreal's Carlos Perez, his 1st batting right-handed since Sept. 17, 1996 off Oakland's Mike Mochler at Anaheim...was named NL Co-Player of Week for Aug. 4-10 with Atlanta's John Smoltz after hitting .304 (7-for-23) with 7 runs, 2B, 4 HRs, 11 RBI and 6 walks...won AL award April 18-24, 1994 as member of Angels...**1996**...played 4th season with Angels organization and 2nd full season in majors...earned 2nd consecutive Rawlings Gold Glove Award for fielding excellence in American League...became 1st Angel 1st baseman to be honored twice...committed just 10 errors in 1,387 total chances for .993 fielding percentage...set career best in at-bats (575)...homered from both sides of plate June 9 at Cleveland (off Brian Anderson and Julian Tavarez)...collected 3rd career grand slam July 27 vs. Milwaukee (off Ben McDonald)...**1995**...marked 1st full season in majors, posting solid offensive numbers while garnering 1st Gold Glove honors...finished with .289 average with 24 home runs, 102 RBI and 80 runs scored...102 RBI ranked 9th on Angels single season list...switch-hitter batted .298 (114-for-383) with 19 HRs and 74 RBI vs. right handed pitchers and .267 (43-for-161) with 5 HRs and 28 RBI vs. lefties...logged .997 fielding percentage, totaling just 4 errors in 1,222 total chances...**1994**...split season between triple-A Vancouver and Angels...recalled from Vancouver June 4 for injured Eduardo Perez...finished year starting more games at 1B than any other Angel (60)...collected 1st career grand slam July 18 vs. Boston off Tim Lincecum in 1st inning...notched 2nd multi-homer game of career Aug. 6 vs. Chicago (both off Jason Bere)...made just 2 errors in 528 total chances (.996)...played Winter Ball in Venezuela for Aragua...experimented by batting only from left side of plate...suffered partial tear of labrum of left shoulder diving for fly ball in left field...underwent arthroscopic surgery Dec. 15 at Anaheim Memorial Hospital...procedure was performed by team orthopedic surgeon Dr. Lewis Yocum...**1993**...marked 1st season in Angels organization...spent majority of campaign with big club, also spending 4 weeks with Vancouver...opened regular season by becoming 20th player in club history to hit home run in 1st game as Angel...HR (solo) came April 6 vs. Milwaukee (off Bill Wegman) in 2nd at-bat and also represented 1st of ML career...named Co-Player of Week with Seattle's Chris Bosio, April 19-25, batting .455 (10-for-22) with 8 runs scored, triple, 4 HRs and 8 RBI...compiled .223 average (65-for-291) with 11 HRs and 43 RBI through 91 games, before being optioned to Vancouver July 26...recalled by California Aug. 23, posting .281 mark (36-for-128)

Good Hands People

Only 8 players have won Gold Gloves at their positions in both the American and National Leagues.

Player	Pos.	A.L.	N.L.
Bobby Shantz	P	1957-60	1961-64
Jim Kaat	P	1962-75	1976-77
Bob Boone	C	1983, 86-89	1978-79
J.T. Snow	1B	1995-96	1997-00
Robin Ventura	3B	1991-93, 96, 98	1999
Matt Williams	3B	1997	1991, 93-94
Tommy Agee	OF	1966	1970
Dave Winfield	OF	1982-85, 87	1979-80

...was named NL Co-Player of Week for Aug. 4-10 with Atlanta's John Smoltz after hitting .304 (7-for-23) with 7 runs, 2B, 4 HRs, 11 RBI and 6 walks...won AL award April 18-24, 1994 as member of Angels...**1996**...played 4th season with Angels organization and 2nd full season in majors...earned 2nd consecutive Rawlings Gold Glove Award for fielding excellence in American League...became 1st Angel 1st baseman to be honored twice...committed just 10 errors in 1,387 total chances for .993 fielding percentage...set career best in at-bats (575)...homered from both sides of plate June 9 at Cleveland (off Brian Anderson and Julian Tavarez)...collected 3rd career grand slam July 27 vs. Milwaukee (off Ben McDonald)...**1995**...marked 1st full season in majors, posting solid offensive numbers while garnering 1st Gold Glove honors...finished with .289 average with 24 home runs, 102 RBI and 80 runs scored...102 RBI ranked 9th on Angels single season list...switch-hitter batted .298 (114-for-383) with 19 HRs and 74 RBI vs. right handed pitchers and .267 (43-for-161) with 5 HRs and 28 RBI vs. lefties...logged .997 fielding percentage, totaling just 4 errors in 1,222 total chances...**1994**...split season between triple-A Vancouver and Angels...recalled from Vancouver June 4 for injured Eduardo Perez...finished year starting more games at 1B than any other Angel (60)...collected 1st career grand slam July 18 vs. Boston off Tim Lincecum in 1st inning...notched 2nd multi-homer game of career Aug. 6 vs. Chicago (both off Jason Bere)...made just 2 errors in 528 total chances (.996)...played Winter Ball in Venezuela for Aragua...experimented by batting only from left side of plate...suffered partial tear of labrum of left shoulder diving for fly ball in left field...underwent arthroscopic surgery Dec. 15 at Anaheim Memorial Hospital...procedure was performed by team orthopedic surgeon Dr. Lewis Yocum...**1993**...marked 1st season in Angels organization...spent majority of campaign with big club, also spending 4 weeks with Vancouver...opened regular season by becoming 20th player in club history to hit home run in 1st game as Angel...HR (solo) came April 6 vs. Milwaukee (off Bill Wegman) in 2nd at-bat and also represented 1st of ML career...named Co-Player of Week with Seattle's Chris Bosio, April 19-25, batting .455 (10-for-22) with 8 runs scored, triple, 4 HRs and 8 RBI...compiled .223 average (65-for-291) with 11 HRs and 43 RBI through 91 games, before being optioned to Vancouver July 26...recalled by California Aug. 23, posting .281 mark (36-for-128)

SF's Back-to-Back-to-Back Home Runs

Date	Team	Players	Inning
Aug. 27, 1963	vs. STL	Willie Mays, Orlando Cepeda, Felipe Alou	3rd
Aug. 5, 1969*	at PHI	Dave Marshall, Ron Hunt, Bobby Bonds	5th
July 11, 1982	at MON	Reggie Smith, Milt May, Champ Summers	2nd
Aug. 2, 1998	at PHI	Ellis Burks, Barry Bonds, Jeff Kent	2nd
Aug. 20, 1999	at MIL	Ramon Martinez, Barry Bonds, Ellis Burks	4th
Aug. 22, 1999	at MIL	Barry Bonds, Jeff Kent, Ellis Burks	1st
July 22, 2001	vs. AZ	Jeff Kent, Eric Davis, Benito Santiago	5th
Aug. 4, 2002	at PIT	J.T. Snow, Reggie Sanders and David Bell	6th

* - first game of doubleheader

with 14 runs scored, 8 doubles, 5 HRs and 14 RBI in 38 games...named AL Player of Week for 2nd time during period of Sept. 27-Oct. 3...marked just 2nd Angel in club history to be honored twice in same season (Dave Winfield in 1991)...**1992**...enjoyed finest campaign at professional level in 1st year at triple-A Columbus in Yankee chain...captured both International League MVP and "Rookie of the Year" honors, batting league-leading .313...last IL player to win both awards in same season was Randy Milligan in 1987...ranked 2nd in IL in hits (154), on-base percentage (.395), and walks (70)...also ranked 4th among league leaders in total bases (233), and 5th in runs scored (81), slugging percentage (.474) and RBI (78)...led all 1st basemen in fielding percentage (.995)...was twice named by *Baseball America* to its triple-A All-Star team and honored by IL as its premier 1st baseman...was rewarded for outstanding campaign with September call-up...was recalled by Yankees Sept. 19, following IL playoffs...made ML debut Sept. 20 at Kansas City, playing 1B...went hitless in 1st 10 at-bats including 4 strikeouts...broke skid with double off Tom Henke Sept. 27 vs. Toronto...1st ML RBI came in 1st start of season Sept. 29 at Cleveland, going 1-for-3 with pair of RBI...**1991**...spent entire season at double-A Albany...ranked 2nd on club in runs scored (78) and home runs (13)...was 3rd on team in RBI (76), hits (133), and walks (67)...named post-season Eastern League All-Star 1st baseman...was added to Yankees' 40-man roster Nov. 1...**1990**...marked 1st full season at single-A Prince Williams...led all 1st basemen in various defensive categories including putouts (1,208), assists (78), total chances (1,298) and double plays (120)...also led league in games played with 138...**1989**...received 1st taste of professional baseball at rookie-level Oneonta following 5th round selection by Yankees in free agent draft...

A GIANT IN THE COMMUNITY...since beginning of 2000 season, has purchased equivalent of 25 tickets to each home game at Pacific Bell Park to be used by cancer patients and underprivileged groups...recipients sit in special seating section called the "Snow Pack"...as part of "Snow Pack" program, he invites children who have been afflicted with cancer and their families to Pac Bell each Sunday for pre-game visit in Giants' dugout...also supported Leukemia and Lymphoma Society in awareness day at ballpark...2002 spokesperson for Pets In Need, the first private no-kill adoption center serving Bay Area...in 2001, filmed public service announcement for Giants Community Fund Glove Drive, which brought in thousands of new and used gloves for Junior Giants program...participated in Giants Wives' post-game auction and clinic to raise money for Junior Giants and Comfort for Kids, which provides specialized medical care to children throughout Bay Area who are facing a life-threatening illness...participated in Giants' 1st-ever holiday party at Pacific Bell Park in Dec. 2001, taking more than 150 homeless children on shopping spree at Giants Dugout Store...has adopted American Cancer Society as his charity...as spokesperson for non-profit group, also provides support and encouragement to thousands of cancer patients when Giants host annual American Cancer Society Day...makes donations to Cancer Society in lieu of receiving payment for autographs...in 2000, participated in school attendance challenge with several Bay Area middle schools, appearing at assembly for school who saw greatest positive change in attendance...is team spokesman for CAPCURE, program designed to increase awareness of, and find cure for, prostate cancer...was 1 of 3 transit ambassadors, filming PSA for Giants public transit program...was named Giants' 1998 Roberto Clemente Man of Year...

PERSONAL...graduated from Los Alamitos (CA) High School, where he lettered in baseball, football and basketball...earned All-League and All-CIF honors in all 3 sports...was high school teammate of Giants' closer Robb Nen...played 3 seasons (1987-89) at University of Arizona...as junior, led club in hitting (.359) and was named to All-Pac 10 team...holds school record in career putouts (1,651)...played with fellow Major Leaguers Scott Erickson (Orioles) and Trevor Hoffman (Padres) on U of A's Pac-10 Champions in 1989...is son of Jack Snow, former Notre Dame All-America wide receiver who also played 11 NFL seasons with Los Angeles Rams...appeared as an extra on television series "ER" during 1994 off-season...married (Stacie Peters, Nov. 13, 1993)...son (Shane Michael, Dec. 16, 1997)...

The Multiple Golden Ones

J.T. Snow is only 4th player to win multiple Gold Gloves in both leagues.

Player	Position	American League	National League
Jim Kaat	Pitcher	MIN (1962-72), CWS (1973-75)	PHI (1976-77)
Bob Boone	Catcher	CAL (1982, '86-88), KC (1989)	PHI (1978-79)
Dave Winfield	Outfield	NYY (1982-85, '87)	SD (1979-80)
J.T. Snow	1st Base	CAL (1995-96)	SF (1997-00)

JACK THOMAS SNOW, JR.

Year	Club	AVG	G	AB	R	H	2B	3B	HR	RBI	SH	SF	HP	BB	SO	SB	CS	E
1989	Oneonta	.292	73	274	41	80	18	2	8	51	2	4	2	29	35	4	1	6
1990	Prince Will.	.256	138	520	57	133	25	1	8	72	0	7	5	46	65	2	0	12
1991	Albany	.279	132	477	78	133	33	3	13	76	2	10	3	67	78	5	1	8
1992	Columbus	.313	135	492	81	154	26	4	15	78	1	6	1	70	65	3	3	8
	New York (AL)	.143	7	14	1	2	1	0	0	2	0	0	0	5	5	0	0	0
1993	California	.241	129	419	60	101	18	2	16	57	7	6	2	55	88	3	0	6
	Vancouver	.340	23	94	19	32	9	1	5	24	1	0	1	10	13	0	0	2
1994	Vancouver	.296	53	189	35	56	13	2	8	43	0	3	0	22	32	1	2	1
	California	.220	61	223	22	49	4	0	8	30	2	1	3	19	48	0	1	2
1995	California	.289	143	544	80	157	22	1	24	102	5	2	3	52	91	2	1	4
1996	California	.257	155	575	69	148	20	1	17	67	2	3	5	56	96	1	6	10
1997	San Francisco	.281	157	531	81	149	36	1	28	104	2	7	1	96	124	6	4	7
1998	San Francisco	.248	138	435	65	108	29	1	15	79	0	7	0	58	84	1	2	1
1999	San Francisco	.274	161	570	93	156	25	2	24	98	1	6	5	86	121	0	4	6
2000	San Francisco	.284	155	536	82	152	33	2	19	96	0	14	11	66	129	1	3	6
2001	San Francisco	.246	101	285	43	70	12	1	8	34	0	4	4	55	81	0	0	1
	Fresno	.000	4	12	1	0	0	0	0	0	0	0	0	2	7	0	0	0
2002	San Francisco	.246	143	422	47	104	26	2	6	53	0	6	7	59	90	0	0	7
Minor Totals		.286	565	2058	312	588	124	10	57	344	6	30	12	246	295	15	7	37
S.F. Totals		.266	855	2779	411	739	161	9	100	464	3	44	28	420	629	8	13	28
A.L. Totals		.257	495	1775	232	457	65	4	65	258	16	12	13	187	328	6	8	22
N.L. Totals		.266	855	2779	411	739	161	9	100	464	3	44	28	420	629	8	13	28
M.L. Totals		.263	1350	4554	643	1196	226	13	165	772	19	56	41	607	957	14	21	50

DIVISION SERIES RECORD

Year	Club	AVG	G	AB	R	H	2B	3B	HR	RBI	SH	SF	HP	BB	SO	SB	CS	E
1997	SF vs. FLA	.167	3	6	0	1	0	0	0	0	0	0	0	1	1	0	0	0
2000	SF vs. NY	.400	4	10	1	4	0	0	1	3	0	0	0	4	1	0	0	0
2002	SF vs. ATL	.316	5	19	3	6	2	0	1	3	0	0	0	1	5	0	0	0
LDS Totals		.314	12	35	4	11	2	0	2	6	0	0	0	6	7	0	0	0

LEAGUE CHAMPIONSHIP SERIES RECORD

Year	Club	AVG	G	AB	R	H	2B	3B	HR	RBI	SH	SF	HP	BB	SO	SB	CS	E
2002	SF vs. STL	.250	5	20	1	5	1	1	0	2	0	0	0	1	4	0	0	0

WORLD SERIES RECORD

Year	Club	AVG	G	AB	R	H	2B	3B	HR	RBI	SH	SF	HP	BB	SO	SB	CS	E
2002	SF vs. ANA	.407	7	27	6	11	1	0	1	4	0	0	0	2	1	0	0	0

SNOW VS. MAJOR LEAGUE TEAMS

2002		NL					CAREER					2002		AL					CAREER						
AVG	AB	H	HR	RBI	AVG	AB	H	HR	RBI	AVG	AB	H	HR	RBI	AVG	AB	H	HR	RBI	AVG	AB	H	HR	RBI	
.261	46	12	1	5	Arizona	.294	177	52	7	17	—	—	—	—	Anaheim	.294	51	15	5	16	—	—	—	—	—
.182	22	4	0	0	Atlanta	.176	159	28	1	12	.000	1	0	0	Baltimore	.242	153	37	4	14	—	—	—	—	—
.176	17	3	0	2	Chicago	.265	136	36	5	26	—	—	—	—	Boston	.213	164	35	4	19	—	—	—	—	—
.333	21	7	0	6	Cincinnati	.273	150	41	3	36	—	—	—	—	Chicago	.223	157	35	7	26	—	—	—	—	—
.293	41	12	0	5	Colorado	.337	252	85	14	49	—	—	—	—	Cleveland	.330	112	37	10	30	—	—	—	—	—
.125	16	2	0	0	Florida	.191	141	27	4	16	—	—	—	—	Detroit	.246	118	29	2	20	—	—	—	—	—
.316	19	6	1	5	Houston	.215	163	35	4	20	—	—	—	—	Kansas City	.234	141	33	7	15	—	—	—	—	—
.216	51	11	0	2	Los Angeles	.230	244	56	8	32	—	—	—	—	Minnesota	.246	126	31	3	13	—	—	—	—	—
.190	21	4	0	1	Milwaukee	.220	227	50	6	25	.083	12	1	0	New York	.216	162	35	5	18	—	—	—	—	—
.118	17	2	0	2	Montreal	.317	164	52	6	41	.000	3	0	0	Oakland	.277	231	64	18	46	—	—	—	—	—
.267	15	4	1	4	New York	.198	131	26	4	19	—	—	—	—	Seattle	.352	182	64	7	34	—	—	—	—	—
.200	15	3	0	3	Philadelphia	.265	117	31	4	23	—	—	—	—	Tampa Bay	—	—	—	—	—	—	—	—	—	—
.353	17	6	2	6	Pittsburgh	.275	142	39	8	21	—	—	—	—	Texas	.311	209	65	9	45	—	—	—	—	—
.111	9	1	0	0	St. Louis	.283	152	43	7	28	.222	9	2	1	Toronto	.296	125	37	2	20	—	—	—	—	—
.343	70	24	0	11	San Diego	.291	268	78	1	41	.120	25	3	1	Interleague	.322	255	82	22	70	—	—	—	—	—
—	—	—	—	—	San Francisco	—	—	—	—	—	—	—	—	—	—	—	—	—	—	—	—	—	—	—	—

SNOW'S CAREER IN BALLPARKS

	AVG	AB	H	HR	RBI		AVG	AB	H	HR	RBI
at Bank One	.287	87	25	3	11	at Edison	.282	931	263	42	161
Turner	.145	76	11	1	7	Camden	.292	72	21	2	5
Wrigley	.362	69	25	3	16	Fenway	.177	79	14	0	7
Cinergy	.292	72	21	2	20	Comiskey	.194	72	14	3	8
Coors	.393	140	55	9	28	Jacobs	.400	35	14	3	8
Pro Player	.198	81	16	2	10	Comerica	—	—	—	—	—
Minute Maid	.295	44	13	3	10	Kauffman	.230	74	17	4	8
Dodger	.204	137	28	2	11	Metrodome	.290	62	18	1	7
Miller	.190	21	4	1	2	Yankee	.189	95	18	2	9
Olympic	.320	75	24	3	22	Net. Assoc.	.298	114	34	10	25
Shea	.214	70	15	4	17	SAFECO	—	—	—	—	—
Veterans	.197	61	12	2	14	Tropicana	—	—	—	—	—
PNC	.389	18	7	2	6	Ballpark	.286	84	24	2	18
Busch	.274	84	23	6	16	SkyDome	.247	73	18	1	8
Qualcomm	.271	140	38	1	14						
Pacific Bell	.253	594	150	14	78						

SNOW BY MONTH

2002						CAREER				
	AVG	AB	H	HR	RBI	AVG	AB	H	HR	RBI
In March/April	.261	92	24	1	16	.257	671	173	11	84
May	.173	81	14	1	9	.253	796	201	28	124
June	.240	50	12	1	6	.275	786	216	32	133
July	.326	46	15	1	5	.291	788	229	35	143
August	.254	71	18	2	9	.235	728	171	33	127
Sept./Oct.	.256	82	21	0	8	.262	785	206	26	111
Before ASB	.229	231	53	3	33	.263	2498	657	87	387
After ASB	.267	191	51	3	20	.262	2056	539	78	335

100-RBI Switch Hitters in Both Leagues

In 1997, J.T. Snow became just 5th switch hitter to collect 100 RBI in a season in both leagues.

Player	Team	Years	RBI
Ken Singleton	Montreal	1973	103
	Baltimore	1979	111
	Baltimore	1980	104
Ted Simmons	St. Louis	1974	103
	St. Louis	1975	100
	Milwaukee	1983	108
Eddie Murray	Baltimore	1980	116
	Baltimore	1982	110
	Baltimore	1983	111
	Baltimore	1984	110
	Baltimore	1985	124
	New York Mets	1993	100
Bobby Bonilla	Pittsburgh	1988	100
	Pittsburgh	1990	120
	Pittsburgh	1991	100
	Baltimore	1996	116
J.T. Snow	California	1995	102
	San Francisco	1997	104

stats courtesy of Bill Arnold/Sports Features Group

SNOW'S STATISTICAL BREAKDOWN

	2002					CAREER				
	AVG	AB	H	HR	RBI	AVG	AB	H	HR	RBI
Home	.221	190	42	1	17	.267	2224	593	83	359
Road	.267	232	62	5	36	.259	2330	603	82	363
Day	.232	151	35	1	22	.251	1623	407	51	250
Night	.255	271	69	5	31	.269	2931	789	114	472
Grass	.252	401	101	5	51	.265	4019	1064	153	635
Turf	.143	21	3	1	2	.247	535	132	12	87
vs. LHP	.229	70	16	2	10	.226	1144	258	24	152
vs. RHP	.250	352	88	4	43	.275	3410	938	141	570
RISP	.271	118	32	2	47	.259	1250	324	48	561
Bases Loaded	.222	9	2	0	8	.353	133	47	7	160
as Pinch Hitter	.182	11	2	0	1	.238	42	10	0	5
as DH	—	—	—	—	—	.000	1	0	0	0

SNOW'S CAREER FIELDING

Position	PCT.	G	PO	A	E	TC	DP	PB
First Base	.996	1325	10340	821	50	11211	1076	—

CAREER TRANSACTIONS

- Selected by New York Yankees in 5th round of June 1989 draft.
- Traded to California with pitchers Russ Springer and Jerry Nielsen in exchange for pitcher Jim Abbott, Dec. 6, 1992.
- Traded to San Francisco in exchange for LHP Allen Watson and RHP Fausto Macey, Nov. 27, 1996.
- Placed on Disabled List June 2-13, 2001 (including rehabilitation assignment to Fresno June 12-13) with left rib bruise.
- Placed on Disabled List June 24-July 14, 2001 (including rehabilitation assignment to Fresno July 12-14) with bilateral groin strain.
- Placed on Disabled List July 27-Aug. 6, 2001 with gastroenteritis.

Career Highs

- **Most Hits:** 4 (12 times), last: April 20, 2002 at Houston
- **Most RBI:** 6, Aug. 15, 2000 at Montreal
- **Most Home Runs:** 2 (11 times), last: May 8, 2001 vs. Montreal
- **Career Grand Slams:** 7, last: Aug. 15, 2000 at Montreal (off Mike Johnson)
- **Longest Hitting Streak:** 12 games, July 11-24, 1997

Tony Torcato

OUTFIELDER



Birthdate: October 25, 1979

2003 Opening Day Age: 23

Birthplace: Woodland, California

Resides: Woodland, California

Bats: Left **Throws:** Right **Height:** 6-1 **Weight:** 195

M.L. Service: 32 days

How Obtained: Giants #1 selection (19th overall) in June, 1998 draft.

Contract Status: Signed through 2003

CAREER...23-year old sweet-swinging outfielder has developed into top offensive prospect...has posted impressive numbers over 1st 5 years in organization, hitting .307 with 294 runs, 138 2Bs, 11 3Bs, 32 HRs and 333 RBI...has collected 671 hits in 558 minor league games, most in Giants organization over last 5 seasons...has never hit lower than .290 over full campaign, while he owns better than .295 career average at every minor league level (.309 single-A, .303 double-A, .297 triple-A) except for .291 mark in 59 contests at short-A...climbed organizational ladder in 2001, playing for club's single-A, double-A and triple-A affiliates before being added to 40-man roster in November...completed rise with ML debut in 2002, going 3-for-11 in 5 contests with SF...made successful switch from infielder to outfielder in 2001 after spending 1st 2 months as DH while recovering from off-season shoulder surgery...was originally San Francisco's 1st round pick (19th pick overall) in June, 1998 draft...tabbed as Giants 4th best prospect by *Baseball America* entering 2002...named Giants Organizational Player of Year by *USA Today* following 2000 campaign...was named Giants #3 prospect by *Baseball America* following 1999 season and named to Howe Sportsdata's All-Teen team that year...in 1998, nearly became 1st teenager to bat .300 in Northwest League since Ken Griffey, Jr. did so in 1987...

2002 SEASON...put together another solid campaign in 1st full season at triple-A level, batting .290 in 130 games with Grizzlies...flashed developing power, clubbing career-high 13 HRs with 23 2Bs, 3 3Bs and 64 RBI, 5th-best total in organization...following disablement of SF outfielder Tsuyoshi Shinjo, was recalled July 26 and made ML debut that night, starting in RF vs. LA...went 1-for-4 in initial contest, singling off Dodgers' Hideo Nomo for 1st big league hit...also made start July 28 vs. LA and logged 1st career multi-hit effort, going 2-for-3 with 2B in 3-1 Giants victory...was named Fresno's Player of Month for July after blistering 23-game period in which he batted at .345 clip (29-for-84) with 5 HRs and 18 RBI...hit safely in 16 of those contests, including 11 games with at least 2 safeties...was named July 15-21 Pacific Coast League Player of Week by Howe SportsData after going 12-for-24 (.500) with 4 HRs and 8 RBI in 6 games...was recalled to SF for 2nd time prior to Sept. 1 game at Arizona...saw action in 3 games with Giants down stretch, going 0-for-4...

2001...had best professional season, rising to triple-A level while excelling at all 3 stops...played for San Francisco's single-A, double-A and triple-A affiliates, hitting combined .323 with 71 runs, 38 2Bs, 4 3Bs, 5 HRs and 78 RBI in 138 games overall...led all Giants farmhands in batting average and hits (179), tied for most 2Bs, and tied for 4th overall in RBI...established career highs for games, at-bats (555), hits, 2Bs and 3Bs...began campaign in single-A San Jose, serving primarily as DH while recovering from off-season shoulder surgery...hit .341 with 21 2Bs, 2 3Bs, 2 HRs and 47 RBI in 67 games for Giants before earning June promotion to Shreveport...batted .293 with 23 RBI in 36 games for double-A Swamp Dragons...concluded campaign with triple-A Fresno, hitting at .320 clip over final 35 contests...was named San Jose's Player of Month for May after hitting .350 (36-for-103) with 21 RBI in 28 games...played for Grand Canyon in Arizona Fall League following season...**2000**...enjoyed excellent campaign, being named organizational Player of Year by *USA Today*...hit .324 with 7 HRs and 88 RBI in 119 games at single-A San Jose...also appeared in 2 games at Shreveport, marking 1st appearance at double-A level, before having season ended by left shoulder dislocation...combined, posted career-highs in average (.327), RBI (90), walks (41) and stolen bases (19)...his average at San Jose ranked 3rd in California League and 2nd in Giants organiza-

tion...ranked 5th in Giants system with 90 RBI...earned San Jose's Player of Month award in both April and May...was named Cal League Player of Week by Howe SportsData April 6-16 and May 15-21...was 3B on California League's In-Season All-Star squad while being named DH on league's Post-Season All-Star team...**1999**...hit .291 with 4 HRs and 58 RBI in 110 games for Bakersfield in 1st season at single-A level...earned Blaze's Player of Month award in August...following season, was named Giants #3 prospect and was included on Howe SportsData's All-Teen Team...his batting average ranked 9th in Giants system...**1998**...broke into professional ball at age 19 by hitting .291 with 3 HRs and 43 RBI in 59 games for rookie league Salem-Keizer...nearly missed becoming 1st teenager to hit .300 in Northwest League since Ken Griffey, Jr. hit .313 for Bellingham in 1987...

PERSONAL...graduated from Woodland (CA) High School in 1998...single...

ANTHONY D. TORCATO

Year	Club	AVG	G	AB	R	H	2B	3B	HR	RBI	SH	SF	HP	BB	SO	SB	CS	E
1998	Salem-Keizer	.291	59	220	31	64	15	2	3	43	0	6	3	14	38	4	2	17
1999	Bakersfield	.291	110	422	50	123	25	0	4	58	1	7	3	30	67	2	1	28
2000	San Jose	.324	119	490	77	159	37	2	7	88	0	7	6	41	62	19	4	40
	Shreveport	.500	2	8	1	4	0	0	0	2	0	0	0	1	0	0	0	0
2001	San Jose	.341	67	258	38	88	21	2	2	47	0	7	4	17	40	9	3	1
	Shreveport	.293	36	147	13	43	9	1	1	23	0	3	4	9	15	0	1	2
2002	Fresno	.320	35	150	20	48	8	1	2	8	0	0	0	2	20	0	1	1
	Fresno	.290	130	490	64	142	23	3	13	64	2	4	2	29	65	4	6	8
	San Francisco	.273	5	11	0	3	1	0	0	0	0	0	0	2	0	0	0	0
Minor Totals		.307	558	2185	294	671	138	11	32	333	3	34	22	142	308	38	18	97
M.L. Totals		.273	5	11	0	3	1	0	0	0	0	0	0	2	0	0	0	0

TORCATO VS. MAJOR LEAGUE TEAMS

2002					NL					CAREER					2002					AL					CAREER					
AVG	AB	H	HR	RBI	AVG	AB	H	HR	RBI	AVG	AB	H	HR	RBI	AVG	AB	H	HR	RBI	AVG	AB	H	HR	RBI	AVG	AB	H	HR	RBI	
.000	2	0	0	0	Arizona	.000	2	0	0	0	-----	-----	-----	-----	-----	-----	-----	-----	-----	-----	-----	-----	-----	-----	-----	-----	-----	-----	-----	-----
-----	-----	-----	-----	-----	Atlanta	-----	-----	-----	-----	-----	-----	-----	-----	-----	-----	-----	-----	-----	-----	-----	-----	-----	-----	-----	-----	-----	-----	-----	-----	
-----	-----	-----	-----	-----	Chicago	-----	-----	-----	-----	-----	-----	-----	-----	-----	-----	-----	-----	-----	-----	-----	-----	-----	-----	-----	-----	-----	-----	-----	-----	
-----	-----	-----	-----	-----	Cincinnati	-----	-----	-----	-----	-----	-----	-----	-----	-----	-----	-----	-----	-----	-----	-----	-----	-----	-----	-----	-----	-----	-----	-----	-----	
-----	-----	-----	-----	-----	Colorado	-----	-----	-----	-----	-----	-----	-----	-----	-----	-----	-----	-----	-----	-----	-----	-----	-----	-----	-----	-----	-----	-----	-----	-----	
-----	-----	-----	-----	-----	Florida	-----	-----	-----	-----	-----	-----	-----	-----	-----	-----	-----	-----	-----	-----	-----	-----	-----	-----	-----	-----	-----	-----	-----	-----	
.000	2	0	0	0	Houston	.000	2	0	0	0	-----	-----	-----	-----	-----	-----	-----	-----	-----	-----	-----	-----	-----	-----	-----	-----	-----	-----	-----	-----
.429	7	3	0	0	Los Angeles	.429	7	3	0	0	-----	-----	-----	-----	-----	-----	-----	-----	-----	-----	-----	-----	-----	-----	-----	-----	-----	-----	-----	-----
-----	-----	-----	-----	-----	Milwaukee	-----	-----	-----	-----	-----	-----	-----	-----	-----	-----	-----	-----	-----	-----	-----	-----	-----	-----	-----	-----	-----	-----	-----	-----	
-----	-----	-----	-----	-----	Montreal	-----	-----	-----	-----	-----	-----	-----	-----	-----	-----	-----	-----	-----	-----	-----	-----	-----	-----	-----	-----	-----	-----	-----	-----	
-----	-----	-----	-----	-----	New York	-----	-----	-----	-----	-----	-----	-----	-----	-----	-----	-----	-----	-----	-----	-----	-----	-----	-----	-----	-----	-----	-----	-----	-----	
-----	-----	-----	-----	-----	Philadelphia	-----	-----	-----	-----	-----	-----	-----	-----	-----	-----	-----	-----	-----	-----	-----	-----	-----	-----	-----	-----	-----	-----	-----	-----	
-----	-----	-----	-----	-----	Pittsburgh	-----	-----	-----	-----	-----	-----	-----	-----	-----	-----	-----	-----	-----	-----	-----	-----	-----	-----	-----	-----	-----	-----	-----	-----	
-----	-----	-----	-----	-----	St. Louis	-----	-----	-----	-----	-----	-----	-----	-----	-----	-----	-----	-----	-----	-----	-----	-----	-----	-----	-----	-----	-----	-----	-----	-----	
-----	-----	-----	-----	-----	San Diego	-----	-----	-----	-----	-----	-----	-----	-----	-----	-----	-----	-----	-----	-----	-----	-----	-----	-----	-----	-----	-----	-----	-----	-----	
-----	-----	-----	-----	-----	San Francisco	-----	-----	-----	-----	-----	-----	-----	-----	-----	-----	-----	-----	-----	-----	-----	-----	-----	-----	-----	-----	-----	-----	-----	-----	
-----	-----	-----	-----	-----	-----	-----	-----	-----	-----	-----	-----	-----	-----	-----	-----	-----	-----	-----	-----	-----	-----	-----	-----	-----	-----	-----	-----	-----	-----	

TORCATO'S CAREER IN BALLPARKS

	AVG	AB	H	HR	RBI		AVG	AB	H	HR	RBI
at Bank One	-----	-----	-----	-----	-----	at Edison	-----	-----	-----	-----	-----
Turner	-----	-----	-----	-----	-----	Camden	-----	-----	-----	-----	-----
Wrigley	-----	-----	-----	-----	-----	Fenway	-----	-----	-----	-----	-----
Cinergy	-----	-----	-----	-----	-----	Comiskey	-----	-----	-----	-----	-----
Coors	-----	-----	-----	-----	-----	Jacobs	-----	-----	-----	-----	-----
Pro Player	-----	-----	-----	-----	-----	Comerica	-----	-----	-----	-----	-----
Minute Maid	-----	-----	-----	-----	-----	Kauffman	-----	-----	-----	-----	-----
Dodger	-----	-----	-----	-----	-----	Metrodome	-----	-----	-----	-----	-----
Miller	-----	-----	-----	-----	-----	Yankee	-----	-----	-----	-----	-----
Olympic	-----	-----	-----	-----	-----	Net. Assoc.	-----	-----	-----	-----	-----
Shea	-----	-----	-----	-----	-----	SAFECO	-----	-----	-----	-----	-----
Veterans	-----	-----	-----	-----	-----	Tropicana	-----	-----	-----	-----	-----
PNC	-----	-----	-----	-----	-----	Ballpark	-----	-----	-----	-----	-----
Busch	-----	-----	-----	-----	-----	SkyDome	-----	-----	-----	-----	-----
Qualcomm	-----	-----	-----	-----	-----	-----	-----	-----	-----	-----	-----
Pacific Bell	.273	11	3	0	0	-----	-----	-----	-----	-----	-----

TORCATO BY MONTH

	2002					CAREER				
	AVG	AB	H	HR	RBI	AVG	AB	H	HR	RBI
In March/April	—	—	—	—	—	—	—	—	—	—
May	—	—	—	—	—	—	—	—	—	—
June	—	—	—	—	—	—	—	—	—	—
July	.429	7	3	0	0	.429	7	3	0	0
August	—	—	—	—	—	—	—	—	—	—
Sept./Oct.	.000	4	0	0	0	.000	4	0	0	0
Before ASB	—	—	—	—	—	—	—	—	—	—
After ASB	.273	11	3	0	0	.273	11	3	0	0

TORCATO'S STATISTICAL BREAKDOWN

	2002					CAREER				
	AVG	AB	H	HR	RBI	AVG	AB	H	HR	RBI
Home	.273	11	3	0	0	.273	11	3	0	0
Road	—	—	—	—	—	—	—	—	—	—
Day	.333	6	2	0	0	.333	6	2	0	0
Night	.200	5	1	0	0	.200	5	1	0	0
Grass	.273	11	3	0	0	.273	11	3	0	0
Turf	—	—	—	—	—	—	—	—	—	—
vs. LHP	—	—	—	—	—	—	—	—	—	—
vs. RHP	.273	11	3	0	0	.273	11	3	0	0
RISP	.000	2	0	0	0	.000	2	0	0	0
Bases Loaded	—	—	—	—	—	—	—	—	—	—
as Pinch Hitter	.000	3	0	0	0	.000	3	0	0	0
as DH	—	—	—	—	—	—	—	—	—	—

TORCATO'S CAREER FIELDING

Position	PCT.	G	PO	A	E	TC	DP	PB
Outfield	1.000	3	2	0	0	2	0	—

CAREER TRANSACTIONS

- Selected by San Francisco in 1st pick (19th overall) in June, 1998 draft. Signed by Doug McMillan.

Career Highs

- **Most Hits:** 2, July 28, 2002 vs. Los Angeles
- **Most RBI:** none
- **Most Home Runs:** none
- **Career Grand Slams:** none
- **Longest Hitting Streak:** 2 games, July 26-28, 2002

Yorvit Torrealba

CATCHER



Birthdate: July 19, 1978

2003 Opening Day Age: 24

Birthplace: Caracas, Venezuela

Resides: Guarenas Mirando, Venezuela

Bats: Right **Throws:** Right **Height:** 5-11 **Weight:** 190

M.L. Service: 1 year, 30 days

How Obtained: Signed as non-drafted free agent, Sept. 14, 1994.

Contract Status: Signed through 2003

Torrealba

CAREER...spent 1st full year at Major League level in 2002 while completing 8th year of professional ball at tender age of 24...originally signed pro contract at age 16...is .286 hitter (40-for-140) over his initial 56 big league contests...made Major League debut Sept. 5, 2001 vs. Arizona and drilled RBI-3B off Byung-Hyun Kim in 1st ML at-bat...became 1st Giant to triple for his 1st career hit since J.R. Phillips on Sept. 4, 1993 vs. St. Louis...

2002 SEASON...rookie emerged as solid backup catcher during 1st full ML campaign, appearing in 53 games (40 starts) while batting .279 with 10 2Bs, 2 HRs and 14 RBI...young backstop guided SF hurlers to 3.74 ERA (151er, 363.2ip) and gunned down 10-of-38 (26.3%) would-be base stealers...ranked among NL rookie leaders in multi-hit games (11 - 7th), hits (38 - 10th), 2Bs (10 - 5th) and walks (14, T - 9th)...hit safely in 25 of his 40 opening assignments, batting at .289 clip (37-for-128) with 17 runs, 9 2Bs, 2 HRs and 14 RBI...was particularly effective in limited at-bats against left-handed pitching, hitting southpaws to tune of .385 avg. (10-for-26)...also was excellent hitter at home, batting .317 (20-for-63) in 27 contests at Pacific Bell Park...clubbed both HRs on road, including 1st ML clout June 11 at Toronto as he connected for 5th-inning solo blast off Brandon Lyon...began year just 5-for-33 (.152) in his 1st 15 games, but hit .320 (33-for-103) over his last 38 contests...began run with career-best 8-game hitting streak May 26-June 29, going 12-for-26 (.462)...slugged his 2nd career homer July 3 at Coors Field, 3-run blast off Rockies' Jason Jennings en route to 2-for-3 evening...rapped out career-high 3 hits in 5-4 defeat of Pittsburgh Aug. 11, finishing night 3-for-5 with 2B and run...filled in admirably for suspended Benito Santiago in key late-season series, starting 1st 2 contests of 3-game sweep at Milwaukee Sept. 20 and 21...went combined 3-for-7 with run, 2B and RBI while catching SF staff that allowed just 2 runs on 9 hits over 18.0 innings...was on active roster for all 3 of Giants' post season series, but did not see any playoff action...logged 19 games for Occidente in Venezuelan Winter League, batting .259 (15-for-58)...

2001...spent 1st full season at triple-A level as Fresno's starting catcher before receiving 1st ML call-up Sept. 1...had 2 hits in 4 AB's with SF, including 3B and 2 RBI...made ML debut Sept. 5 vs. Arizona, entering as catcher in 9th inning and drilling RBI-triple off Byung-Hyun Kim in lone plate appearance...made 1st big league start in regular season finale Oct. 7 vs. Los Angeles...responded by driving in winning run with 2-out, RBI-single in 7th to snap 1-1 tie...finished contest 1-for-3...hit .274 (108-for-394) with 36 RBI in 115 games for Fresno...established career highs with 22 2Bs and 8 HRs...hit .354 (35-for-99) in 26 games for Grizzlies during June, earning Fresno's Player of Month honors...was honored as PCI's Best Defensive Catcher in *Baseball America's* annual Tools of the Trade Poll...played winter ball for Occidente in Venezuelan Winter League...**2000**...logged entire campaign at double-A Shreveport, marking 1st time since 1997 he had not played for multiple clubs...batting average ranked 10th among all Giants farmhands...hit .286 with 4 home runs and 32 RBI for Captains...hit .067 (1-for-15) with 2B and 3 RBI in 4 games of Texas League play-offs...played for Occidente in Venezuelan Winter League following season...**1999**...made appearances on 3 different rosters in Giants organizational chain...overall, hit combined .261 (92-for-353) with 8 HR and 43 RBI for Shreveport, Fresno and San Jose...spent majority of campaign with Shreveport, hitting combined .244 in 2 different stints with club...opened season with Captains, hitting .274 (40-for-146) in 44 games before being promoted to Fresno June 16...in 17 games with Grizzlies, hit .254 (16-for-63) with 2 HR and 10 RBI...returned to Shreveport July 9...struggled in 2nd

stint with Captains, hitting just .178 (13-for-71) in 21 games from July 11-Aug. 16...was transferred to single-A San Jose Aug. 18, where he stayed for remainder of season...hit .315 (23-for-73) with 2 HR and 14 RBI in 19 games for Giants...played for Occidente in Venezuelan Winter League...**1998**...split season between 3 stops in Giants' chain after making 1st appearance in Major League Spring Training as non-roster invitee...logged time at Shreveport, San Jose and Fresno...struggled at plate for most of campaign (.245, 68-for-277), but showed excellent defensive skills while logging .994 combined fielding pct. (680 total chances, 4 errors)...got off to slow start at double-A level, going 2-for-29 (.069) with 2 RBI in 10 contests before being sent to San Jose April 20...got his stroke back together while with Giants, hitting .286 (20-for-70) in 21 games before returning to Shreveport in mid-June...earned late season promotion to Fresno, where he appeared in 4 regular season games...posted solid PCL post season numbers, hitting .375 (6-for-16) with 2B and RBI in 5 contests...**1997**...had solid campaign at single-A Bakersfield, posting .274 average with 4 home runs and 40 RBI in 119 contests...made starts in 108 of teams' 140 games, opening 102 at catcher and 6 as DH...**1996**...saw action for 3 different teams in Giants' minor league system, spending majority of time at rookie-level Bellingham after making brief appearances at San Jose and single-A Burlington...combined totals included .252 average (40-for-159) with 1 HR and 10 RBI in 51 games...opened year at San Jose, where he played in 2 games (0-for-5) before being transferred to Burlington April 25...appeared in just 1 game at Burlington (0-for-4) before being transferred to Bellingham May 10...was sent to extended Spring Training following May 10 transfer, where he remained prior to Bellingham opening Northwest League season in mid-June...**1995**...in 1st pro year, logged full campaign at Bellingham short-season club following stay at extended Spring Training...

A GIANT IN THE COMMUNITY...during 2002 season, brightened young lives by visiting with critically ill children at several local hospitals...participated in interactive book reading in both Spanish and English at San Francisco's Mission Learning Center...

PERSONAL...graduated from Escuela Vicente Emilio Sojo, Guarenas, Estado Miranda, Venezuela...married (Milangela Alvarez, Feb. 15, 1999)...son (Yorvit Eduardo, July 14, 1997)...

YORVIT ADOLFO TORREALBA

Year	Club	AVG	G	AB	R	H	2B	3B	HR	RBI	SH	SF	HP	BB	SO	SB	CS	E
1995	Bellingham	.155	26	71	2	11	3	0	0	8	0	1	1	2	14	0	1	5
1996	San Jose	.000	2	5	0	0	0	0	0	0	0	0	0	1	1	0	0	0
	Burlington	.000	1	4	0	0	0	0	0	0	0	0	0	0	1	0	1	0
	Bellingham	.267	48	150	23	40	4	0	1	10	4	2	0	9	27	4	1	2
1997	Bakersfield	.274	119	446	52	122	15	3	4	40	1	3	5	31	58	4	2	6
1998	Shreveport	.235	59	196	18	46	7	0	0	13	3	1	4	18	30	0	5	2
	San Jose	.286	21	70	10	20	2	0	0	10	2	1	0	1	6	2	2	2
	Fresno	.182	4	11	1	2	1	0	0	1	0	0	0	1	4	0	0	0
1999	Shreveport	.244	65	217	25	53	10	1	4	19	2	2	2	9	34	0	6	2
	Fresno	.254	17	63	9	16	2	0	2	10	0	0	2	4	11	0	2	2
	San Jose	.315	19	73	10	23	3	0	2	14	0	1	1	6	15	0	2	5
2000	Shreveport	.285	108	398	50	114	21	1	4	32	10	2	6	34	55	2	3	8
2001	Fresno	.274	115	394	56	108	23	3	8	36	3	2	4	19	65	2	3	9
	San Francisco	.500	3	4	0	2	0	1	0	2	0	0	0	0	0	0	0	0
2002	San Francisco	.279	53	136	17	38	10	0	2	14	3	0	2	14	20	0	0	2
Minor Totals		.262	604	2098	256	555	91	8	25	193	25	15	25	135	321	14	28	43
M.L. Totals		.286	56	140	17	40	10	1	2	16	3	0	2	14	20	0	0	2

DIVISION SERIES RECORD

Year	Club	AVG	G	AB	R	H	2B	3B	HR	RBI	SH	SF	HP	BB	SO	SB	CS	E
2002	SF vs. ATL																	

—Did Not Play—

LEAGUE CHAMPIONSHIP SERIES RECORD

Year	Club	AVG	G	AB	R	H	2B	3B	HR	RBI	SH	SF	HP	BB	SO	SB	CS	E
2002	SF vs. STL																	

—Did Not Play—

WORLD SERIES RECORD

Year	Club	AVG	G	AB	R	H	2B	3B	HR	RBI	SH	SF	HP	BB	SO	SB	CS	E	
2002	SF vs. ANA																		—Did Not Play—

TORREALBA VS. MAJOR LEAGUE TEAMS

2002		NL					CAREER					2002		AL					CAREER					
AVG	AB	H	HR	RBI	RBI	AVG	AB	H	HR	RBI	RBI	AVG	AB	H	HR	RBI	RBI	AVG	AB	H	HR	RBI	RBI	
.500	6	3	0	1	1	Arizona	.571	7	4	0	2	—	—	—	—	—	—	—	Anaheim	—	—	—	—	—
.500	4	2	0	0	0	Atlanta	.500	4	2	0	0	—	—	—	—	—	—	—	Baltimore	—	—	—	—	—
.000	4	0	0	0	0	Chicago	.000	4	0	0	0	—	—	—	—	—	—	—	Boston	—	—	—	—	—
.500	2	1	0	0	0	Cincinnati	.500	2	1	0	0	—	—	—	—	—	—	—	Chicago	—	—	—	—	—
.235	17	4	1	3	3	Colorado	.235	17	4	1	3	—	—	—	—	—	—	—	Cleveland	—	—	—	—	—
.111	9	1	0	0	0	Florida	.111	9	1	0	0	—	—	—	—	—	—	—	Detroit	—	—	—	—	—
.167	6	1	0	0	0	Houston	.167	6	1	0	0	—	—	—	—	—	—	—	Kansas City	—	—	—	—	—
.118	17	2	0	0	0	Los Angeles	.150	20	3	0	1	—	—	—	—	—	—	—	Minnesota	—	—	—	—	—
.273	11	3	0	1	1	Milwaukee	.273	11	3	0	1	—	—	—	—	—	—	—	New York	—	—	—	—	—
.000	2	0	0	0	0	Montreal	.000	2	0	0	0	.500	4	2	0	1	1	Oakland	.500	4	2	0	1	1
.429	7	3	0	0	0	New York	.429	7	3	0	0	—	—	—	—	—	—	—	Seattle	—	—	—	—	—
.143	7	1	0	2	2	Philadelphia	.143	7	1	0	2	.500	4	2	0	0	0	Tampa Bay	.500	4	2	0	0	0
.600	5	3	0	0	0	Pittsburgh	.600	5	3	0	0	—	—	—	—	—	—	—	Texas	—	—	—	—	—
.333	9	3	0	2	2	St. Louis	.333	9	3	0	2	.667	3	2	1	2	2	Toronto	.667	3	2	1	2	2
.263	19	5	0	2	2	San Diego	.263	19	5	0	2	.545	11	6	1	3	3	Interleague	.545	11	6	1	3	3
—	—	—	—	—	—	San Francisco	—	—	—	—	—	—	—	—	—	—	—	—	—	—	—	—	—	—

TORREALBA'S CAREER IN BALLPARKS

at	AVG	AB	H	HR	RBI	at	AVG	AB	H	HR	RBI
Bank One	.400	5	2	0	1	Edison	—	—	—	—	—
Turner	—	—	—	—	—	Camden	—	—	—	—	—
Wrigley	.000	1	0	0	0	Fenway	—	—	—	—	—
Cinergy	.500	2	1	0	0	Comiskey	—	—	—	—	—
Coors	.273	11	3	1	3	Jacobs	—	—	—	—	—
Pro Player	.167	6	1	0	0	Comerica	—	—	—	—	—
Minute Maid	.000	3	0	0	0	Kauffman	—	—	—	—	—
Dodger	.000	6	0	0	0	Metrodome	—	—	—	—	—
Miller	.429	7	3	0	1	Yankee	—	—	—	—	—
Olympic	.000	2	0	0	0	Net. Assoc.	.500	4	2	0	1
Shea	.333	3	1	0	0	SAFECO	—	—	—	—	—
Veterans	.250	4	1	0	2	Tropicana	—	—	—	—	—
PNC	—	—	—	—	—	Ballpark	—	—	—	—	—
Busch	.000	3	0	0	0	SkyDome	.667	3	2	1	2
Qualcomm	.154	13	2	0	2						
Pacific Bell	.328	67	22	0	4						

TORREALBA BY MONTH

	2002					CAREER				
	AVG	AB	H	HR	RBI	AVG	AB	H	HR	RBI
In										
March/April	.118	17	2	0	0	.118	17	2	0	0
May	.227	22	5	0	0	.227	22	5	0	0
June	.500	20	10	1	5	.500	20	10	1	5
July	.219	32	7	1	7	.219	32	7	1	7
August	.286	21	6	0	0	.286	21	6	0	0
Sept./Oct.	.333	24	8	0	2	.357	28	10	0	4
Before ASB	.302	63	19	2	8	.302	63	19	2	8
After ASB	.260	73	19	0	6	.273	77	21	0	8

TORREALBA'S STATISTICAL BREAKDOWN

	2002					CAREER				
	AVG	AB	H	HR	RBI	AVG	AB	H	HR	RBI
Home	.317	63	20	0	2	.328	67	22	0	4
Road	.247	73	18	2	12	.247	73	18	2	12
Day	.278	72	20	0	5	.280	75	21	0	6
Night	.281	64	18	2	9	.292	65	19	2	10
Grass	.276	127	35	1	10	.282	131	37	1	12
Turf	.333	9	3	1	4	.333	9	3	1	4
vs. LHP	.385	26	10	0	2	.385	26	10	0	2
vs. RHP	.255	110	28	2	12	.263	114	30	2	14
RISP	.292	24	7	1	11	.320	25	8	1	12
Bases Loaded	.250	4	1	0	3	.250	4	1	0	3
as Pinch Hitter	.000	1	0	0	0	.000	1	0	0	0
as DH										

TORREALBA'S CAREER FIELDING

Position	PCT.	G	PO	A	E	TC	DP	PB
Catcher	.993	56	277	20	2	299	3	0

CAREER TRANSACTIONS

- Signed with San Francisco as non-drafted free agent, Sept. 14, 1994.

Career Highs

- **Most Hits:** 3, Aug. 11, 2002 vs. Pittsburgh
- **Most RBI:** 3, July 3, 2002 at Colorado
- **Most Home Runs:** 1 (twice), last: July 3, 2002 at Colorado
- **Career Grand Slams:** none
- **Longest Hitting Streak:** 8 games, May 26-June 29, 2002

Jeff Urban

LEFT-HANDED PITCHER



Birthdate: January 25, 1977

2003 Opening Day Age: 26

Birthplace: Anderson, Indiana

Resides: Alexandria, Indiana

Bats: Right **Throws:** Left **Height:** 6-8 **Weight:** 215

M.L. Service: None

How Obtained: Giants' 5th selection (41st overall) in June 1998 draft.

Contract Status: Signed through 2003

CAREER...tall left-handed pitcher has fashioned impressive 3.71 ERA (107er, 259.2ip) in 2 years since missing entire 2000 campaign to recover from shoulder surgery...for his career, has posted 33-33 record with 3.84 ERA (218er, 511.1ip) in 110 games (85 starts) over 5 minor league campaigns...owns 3:1 strikeout-to-walk ratio, having fanned 443 while issuing just 134 free passes....

2002 SEASON...enjoyed impressive 1st season at triple-A level, logging 3.41 ERA that matched Kurt Ainsworth for best on Fresno staff and 8th-best mark amongst all SF minor league hurlers...however, without Aug. 31 outing at Colorado Springs (5er, 0.2ip), season ERA would have been outstanding 2.99...southpaw made 35 appearances, including 14 starts, with 5-7 record...was 4-3 with tidy 3.36 ERA (25er, 67.0ip) as starter, but just 1-4 with 3.50 mark (14er, 36.0ip) as reliever...was excellent in April, crafting 3-1 ledger with 1.47 ERA (5er, 30.2ip) in 5 games (4 starts)...beginning June 6, fashioned 1.52 ERA (8er, 47.1ip) through Aug. 26, going 2-2 in those 23 games (5 starts)...

2001...returned to action after missing entire 2000 campaign...logged full season at double-A Shreveport...posted 7-11 mark with 3.91 ERA (68er, 156.2ip) over 27 starts...established career high for innings, while equalling 1999 mark for starts...led Swamp Dragons staff in innings and strikeouts (117), while finishing 3rd in wins...posted impressive 3.7:1 strikeout-to-walk ratio (32 walks)...however, tied for 3rd most defeats in Texas League, while yielding 4th-highest home run total (16)...was tabbed Shreveport's Player of Month for April, fashioning 2.03 ERA (6er, 26.2ip) and 2-2 mark in 5 starts...pitched for Grand Canyon in Arizona Fall League...**2000**...did not play in 2000 as he was on disabled list recovering from pre-season surgery...prior to campaign, had procedure to repair left shoulder labrum...**1999**...split 2nd professional season between Shreveport and single-A San Jose...posted 10-12 combined record with 4.71 ERA (79er, 151.0ip)...compiled 143 strikeouts, 2nd most among all Giants' farmhands...started campaign with Shreveport, marking 1st appearance at double-A level...struggled with Captains, logging 2-7 record with 5.81 ERA in 14 starts...allowed 100 hits in 69.2 innings pitched...turned season around after transfer to San Jose in mid-June...went 8-5 with 3.76 ERA in 15 games (13 starts) for single-A Giants...struck out 89 California League batters in 81.1 innings pitched, while walking just 18...was named San Jose's Player of Month for July after going 5-1 with 2.63 ERA in 6 starts...earned Howe Sportsdata's Cal League Pitcher of Week honors for July 19-25...suffered pair of losses in 3 post-season starts, collecting 3.63 ERA...**1998**...had impressive 1st pro season, making jump to single-A after starting at rookie-league...combined to go 5-2 with 4.23 ERA (21er, 44.2ip)...made professional debut at Salem-Keizer, going 1-2 with 4.98 ERA in 5 games (3 starts)...had great success after being promoted to San Jose in early August...was 4-0 with 3.52 ERA in 4 starts for junior Giants...

PERSONAL...graduated from Alexandria Monroe (IN) High School...played 2 college seasons at Ball State University (Muncie, IN)...earned Cardinal's Most Valuable Pitcher award in 1998...single...

JEFFREY THOMAS URBAN

Year	Club	W-L	ERA	G	GS	CG	SH	SV	IP	H	R	ER	HR	HB	BB	SO	WP	BK
1997	Salem-Keizer	6-1	1.77	10	10	0	0	0	56.0	37	15	11	5	1	16	66	2	2
1998	Salem-Keizer	1-2	4.98	5	3	0	0	0	21.2	21	14	12	1	0	8	22	2	0
	San Jose	4-0	3.52	4	4	0	0	0	23.0	27	13	9	2	3	5	23	2	0
1999	Shreveport	2-7	5.81	14	14	0	0	0	69.2	100	54	45	8	1	19	54	3	0
	San Jose	8-5	3.76	15	13	0	0	0	81.1	78	41	34	7	4	18	89	0	0
2000									—Injured, Did Not Pitch—									
2001	Shreveport	7-11	3.91	27	27	0	0	0	156.2	178	85	68	16	9	32	117	7	0
2002	Fresno	5-7	3.41	35	14	0	0	0	103.0	114	46	39	9	2	36	72	2	0
Minor Totals		33-33	3.84	110	85	0	0	0	511.1	555	268	218	48	20	134	443	18	2

CAREER TRANSACTIONS

- Selected by San Francisco as sandwich pick (Giants' 5th selection, 41st pick overall) in June 1998 draft. Signed by Mike Keenan.

Carlos Valderrama

OUTFIELDER



Birthdate: November 30, 1977

2003 Opening Day Age: 25

Birthplace: Lagunilla, Zulia, Venezuela

Resides: Bachaquero, Edo Zulia, Venezuela

Bats: Right **Throws:** Right **Height:** 5-11 **Weight:** 175

M.L. Service: None

How Obtained: Signed as non-drafted free agent, Feb. 23, 1995.

Contract Status: Signed through 2003

CAREER...speedy outfield prospect has been hampered by injuries throughout career, having played in more than 50 games just twice...has recorded impressive numbers when healthy, posting .292 average with 161 stolen bases in 201 career attempts...in fact, in his only 2 fully healthy campaigns (2000 and 2002), has combined to hit .304 (264-for-869) with 43 2Bs, 12 3Bs, 32 HRs and 141 RBI in 232 games while swiping 72 bases in 99 tries...is just 25 years old despite having 8 years of professional experience...

2002 SEASON...again served notice of vast potential when healthy, batting .293 with organization-best 19 HRs and 60 RBI in 111 games with single-A San Jose and double-A Shreveport...finished 7th among all Giants farmhands in batting avg., while his 18 stolen bases (in 23 attempts) ranked 6th...was especially impressive over his 74-game stay in San Jose, hitting at .314 clip with 19 2Bs, 6 3Bs, 15 HRs, 45 RBI and 14 stolen bases...had start of season delayed while recovering from off-season surgery to repair torn rotator cuff...rode power surge to San Jose Player of Month honors for May, finishing with .277 avg. (33-for-119) with 5 2Bs, 3 3Bs, 9 HRs and 23 RBI in 28 games...after batting .297 in June, was promoted to double-A Shreveport July 1...was sent back to San Jose Aug. 11 after hitting .244 (33-for-135) with 3 2Bs, 4 HRs and 15 RBI in 37 games for Swamp Dragons...hit for cycle in Aug. 19 loss at Stockton, going 4-for-5 with 3 runs scored and solo HR...

2001...had promising double-A debut cut short due to injury...was limited to 41 games for Shreveport before suffering torn right rotator cuff May 19...hit .308 with 12 2Bs, 2 3Bs, HR, 8 RBI and 11 stolen bases in 1st action at double-A level...hit safely in 15 of his last 17 contests before injury occurred, hitting at .379 clip (25-for-66) with 9 2Bs, HR and 5 RBI...was limited to just 6 games for Grand Canyon in Arizona Fall League...**2000**...had breakout season at single-A Bakersfield, hitting .315 with 13 HRs and 81 RBI in 121 games...entering 2000 campaign, had tallied just 5 HRs and 77 RBI total over 182 games in 5 previous professional seasons...set club

record with organizational-best 54 stolen bases in 66 attempts, tying for 4th in California League...team-high .315 average ranked 4th in Giants system and 7th in Cal League...was named Blaze's Player of Month in both June and July...was named California League Player of Week by Howe SportsData Aug. 14-20...was Honorable Mention on Cal League's Post-Season All-Star squad...teamed with Yorvit Torrealba on Occidente club in Venezuelan Winter League following campaign...**1999**...split injury-filled season between San Jose and short-season Salem-Keizer...began year at San Jose, hitting .256 with 12 RBI and 8 stolen bases in 26 games...also appeared in 40 games for Salem-Keizer, hitting .291 with 2 HRs, 19 RBI and 17 stolen bases...was on Disabled List from April 25 - May 2 with right elbow tendinitis...was again placed on DL July 15 - Aug. 10 with left ankle strain...**1998**...appeared in just 7 games for Salem-Keizer...hit .345 with 4 steals...sat out much of season with shoulder injury and was on Disabled List June 16 - Aug. 20 after right shoulder surgery...**1997**...hit .319 with 3 HRs and 28 RBI in 41 games for Salem-Keizer...was perfect 22-for-22 in stolen base attempts...**1996**...played in 46 games for Giants Dominican Summer League entry...hit .223 with 11 RBI and 26 stolen bases...**1995**...broke into professional ball at age 18 with Giants Dominican Summer League club...hit .228 with 10 stolen bases in 22 games...

PERSONAL...graduated from Unidad Educativa Juan Vicente Gonzalez High School...attended Universidad del Zulia...daughter (Gabriela)...single...

CARLOS ALBERTO VALDERRAMA

Year	Club	AVG	G	AB	R	H	2B	3B	HR	RBI	SH	SF	HP	BB	SO	SB	CS	E
1995	DSL-Giants	.228	22	57	7	13	1	0	0	4	0	0	0	6	10	1	2	—
1996	DSL-Giants	.223	46	166	29	37	4	1	0	11	1	0	1	29	24	26	10	—
1997	Salem-Keizer	.319	41	138	21	44	7	3	3	28	0	2	0	12	29	22	0	1
1998	Salem-Keizer	.345	7	29	5	10	1	0	0	4	0	0	0	1	7	4	0	0
1999	San Jose	.256	26	90	12	23	2	0	0	12	2	0	0	4	19	8	4	0
	Salem-Keizer	.291	40	134	27	39	3	1	2	18	3	0	0	12	34	17	2	2
2000	Bakersfield	.315	121	435	78	137	21	5	13	81	5	8	4	39	96	54	12	6
2001	Shreveport	.308	41	159	29	49	12	2	1	8	2	0	0	18	29	11	5	0
2002	San Jose	.314	74	299	65	94	19	6	15	45	0	0	0	34	60	14	5	0
	Shreveport	.244	37	135	13	33	3	1	4	15	0	1	2	10	23	4	0	0
Minor Totals		.292	455	1642	286	479	73	19	38	226	13	11	7	165	331	161	40	9

CAREER TRANSACTIONS

- Signed as non-drafted free agent, Feb. 23, 1995.

Joe Vitiello

INFILDER/OUTFIELDER



Birthdate: April 11, 1970

2003 Opening Day Age: 32

Birthplace: Cambridge, Massachusetts

Resides: Del Mar, California

Bats: Right **Throws:** Right **Height:** 6-3 **Weight:** 220

M.L. Service: 3 years, 75 days

How Obtained: Signed as minor league free agent, Jan. 13, 2003.

Contract Status: Non-roster invitee

CAREER...32-year old outfielder comes to Spring Training bidding to return to majors for 1st time since 2000...spent 2001 campaign with Orix Blue Wave in Japan and 2002 season with triple-A Ottawa in Montreal organization...has spent parts of 6 big league seasons with Kansas City (1995-99) and San Diego (2000)...in fact, made Royals' Opening Day roster each year from 1995-99, but has never logged more than 85 ML contests in single season...owns .237 lifetime batting avg. with 23 HRs and 91 RBI in 244 big league games...is career .304 hitter with 215 2Bs, 136 HRs and 610 RBI over 914 lifetime minor league contests...

2002 SEASON...had excellent season for Ottawa, finishing 3rd in International League with .329 batting avg. and .520 slugging pct...led Lynx in hits (career-high 142), 2Bs (career-high 34), HRs (16) and RBI (82)...

2001...spent season in Japan, hitting .275 with 21 2Bs, 22 HRs and 83 RBI in career-high 126 games for Orix Blue Wave...**2000**...in lone season with San Diego organization, opened year at triple-A Las Vegas before having contract purchased by Padres...hit robust .350 with 31 2Bs, 11 HRs and 46 RBI for Stars...played in 39 games for San Diego, hitting .250 with 2 HRs and 8 RBI...**1999**...in 9th and final season in Kansas City organization, dominated triple-A level, batting .318 with 33 2Bs while setting career highs with 28 HRs and 98 RBI in 122 games for Omaha...earned Sept. promotion to big leagues, where he hit .146 with HR and 4 RBI in 13 games for Royals...made 11 starts with KC, including 9 at 1st base...**1998**...broke camp with Kansas City before being placed on Disabled List April 15 after playing in only 3 games...after stint in extended Spring Training, began rehab assignment with Omaha April 21, where he was outrighted for remainder of season May 18...hit .285 with 18 HRs and 71 RBI at triple-A level...**1997**...landed spot on KC's Opening Day roster after brilliant spring in which he hit .455 (15-for-33) with 5 HRs and 15 RBI...played in only 51 ML games due to bad right knee and pair of stints on Disabled List...played in 28 games in OF, making only 1 error in 49 total chances...had appeared in OF only once prior to season...hit safely in 1st 6 games at .333 clip (6-for-18) and was batting .347 through May 4 before 5-for-53 (.094) slide that lasted until June 15...arthroscopic surgery to repair cartilage tear in right knee resulted in 1st DL stint June 17-July 28...after rehab assignment at Omaha, returned to big league roster with HRs in consecutive games July 28-29 vs. Minnesota...was placed on DL 2nd time Aug. 13 due to inflammation in right knee...returned to his home in Boston to undergo season-ending surgery...**1996**...played in ML career-best 85 games for Royals, including club-high 65 contests as team's DH...hit .245 with 7 HRs and 36 RBI in DH role...stole 1st base in big leagues April 3 at Baltimore...matched career highs with 3 hits and 2 HRs May 22 at Detroit...was optioned to Omaha, where he batted .280 with 9 HRs and 31 RBI to earn KC call-up...remained with Royals for rest of season...**1995**...made big league debut, hitting .254 with 7 HRs and 21 RBI in 53 games with Kansas City...member of Royals' Opening Day roster, saw 1st ML action April 29 vs. Yankees as pinch-hitter...after being optioned to Omaha, returned to big leagues to collect 1st ML hit July 29 vs. Detroit off Jose Lima...slugged 1st ML homer Aug. 1 at Comiskey Park off White Sox lefty Dave Righetti...set career high by hitting safely in 7-straight games Aug. 1-8, going 8-for-25 (.320)...drilled pair of clouts off Angels' Mark Langston Sept. 17 at California, recording career-high 5 RBI to spark 10-8 Royals victory...belted only career pinch HR Sept. 23 vs. Cleveland, going deep off Jim Poole...also spent 59 games with Omaha, batting .279 with 12 HRs and 42

RBI... **1994**...earned American Association's Ed C. Johnson Award as Rookie of Year and was member of league's post season All-Star team...was named Omaha's co-MVP (with Dwayne Hosey) after hitting league-leading .344 with 10 HRs and 61 RBI...became 1st Omaha player to win American Association batting title...led all of triple-A with .440 on-base pct., while .526 slugging pct. ranked 4th in circuit...hit for cycle April 25 vs. Nashville...earned pair of American Association Player of Week citations, being honored May 1-7 and May 15-21... **1993**...following season, was added to Royals' 40-man roster for 1st time after batting .288 with 15 HRs and 66 RBI for double-A Memphis...left knee subluxation forced trip to DL June 2-11... **1992**...was honored by *Baseball America* as Royals' No. 4 prospect after hitting .283 in 115 games with single-A Baseball City...led team in HRs (8) and RBI (65) to earn club MVP honors... **1991**...after signing on July 2, was assigned to single-A Eugene...batted .328 with 6 HRs and 21 RBI in 19 games to earn promotion to Memphis...hit .219 in 36 games while spending remainder of season with Chicks...

PERSONAL...graduated from Stoneham (MA) High in 1988, where he played football, basketball and baseball...compiled 31-8 record, .400 batting avg. and 17 HRs in 4 prep seasons...was standout at University of Alabama, where he hit .375 with 32 HRs and 149 RBI in 3 seasons...earned 1st team All-America status in 1991 from *Baseball America*...also pitched in 25 games for Crimson Tide, going 8-8 with 4.33 ERA and 3 complete games...in summer of 1990, narrowly missed Triple Crown while playing for Hyannis of Cape Cod League...was drafted by Royals with 7th overall selection in June 1991 draft, Kansas City's highest selection since taking pitcher Roy Branch with 5th overall pick in 1971 draft...married (Taylor, Nov. 18, 2001)...3 daughters (Courtney, Chandler, Gavyn)...

JOSEPH D. VITIELLO

Year	Club	AVG	G	AB	R	H	2B	3B	HR	RBI	SH	SF	HP	BB	SO	SB	CS	E
1991	Eugene	.328	19	64	16	21	2	0	6	21	0	2	1	11	18	1	1	1
	Memphis	.219	36	128	15	28	4	1	0	18	0	1	1	23	36	0	0	1
1992	Baseball City	.283	115	400	52	113	16	1	8	65	0	8	7	46	101	0	5	13
	Memphis	.288	117	413	62	119	25	2	15	66	0	5	5	57	95	2	0	17
1994	Omaha	.344	98	352	46	121	28	3	10	61	1	3	7	56	63	3	2	8
	Kansas City	.254	53	130	13	33	4	0	7	21	0	0	4	8	25	0	0	1
1995	Omaha	.279	59	229	33	64	14	2	12	42	0	2	6	12	50	0	1	4
	Kansas City	.241	85	257	29	62	15	1	8	40	0	3	3	38	69	2	0	0
1996	Omaha	.280	36	132	26	37	7	0	9	31	0	1	3	16	32	1	0	3
	Kansas City	.238	51	130	11	31	6	0	5	18	0	0	2	14	37	0	0	1
1997	Omaha	.214	13	42	5	9	1	0	3	9	0	0	0	5	16	0	0	0
	Kansas City	.143	3	7	0	1	0	0	0	0	0	0	0	1	2	0	0	0
1998	Omaha	.285	103	376	44	107	20	2	18	71	0	7	6	39	68	0	0	8
	Omaha	.318	122	447	70	142	33	0	28	98	0	4	4	66	84	3	4	6
1999	Kansas City	.146	13	41	4	6	1	0	1	4	0	0	2	9	0	0	0	0
	Las Vegas	.350	77	274	43	96	31	0	11	46	0	1	2	27	59	2	0	5
2000	San Diego	.250	39	52	7	13	3	0	2	8	0	1	0	10	9	0	0	3
	Orix (Japan)	.275	126	407	52	112	21	0	22	83	0	0	0	36	125	0	0	—
2002	Ottawa	.329	119	431	57	142	34	0	16	82	0	5	7	39	58	1	0	4
Minor Totals		.304	914	3288	469	999	215	11	136	610	1	42	52	433	713	13	13	70
Japan Totals		.275	126	407	52	112	21	0	22	83	0	0	0	36	125	0	0	—
A.L. Totals		.235	205	565	57	133	26	1	21	83	0	3	11	63	142	2	0	2
N.L. Totals		.250	39	52	7	13	3	0	2	8	0	1	0	10	9	0	0	3
M.L. Totals		.237	244	617	64	146	29	1	23	91	0	4	11	73	151	2	0	5

VITIELLO'S CAREER FIELDING

Position	PCT.	G	PO	A	E	TC	DP	PB
First Base	.985	45	241	22	4	267	30	—
Outfield	.980	30	49	0	1	50	0	—

CAREER TRANSACTIONS

- Selected by Kansas City in 1st round (7th pick overall) in June 1991 draft.
- Placed on Disabled List June 17-July 28, 1997 (including rehabilitation assignment to Omaha) with cartilage tear in right knee.
- Placed on Disabled List Aug. 13, 1997-remainder of season with inflammation in right knee.
- Placed on Disabled List April 8-May 18, 1998 (including rehabilitation assignment to Omaha).
- Signed by San Diego as minor league free agent, Nov. 22, 1999.
- Signed by Montreal as minor league free agent Jan. 23, 2002.
- Signed by San Francisco as minor league free agent, Jan. 13, 2003.

Career Highs

- **Most Hits:** 3 (twice), last: May 22, 1996 at Detroit (with Kansas City)
- **Most RBI:** 5, Sept. 17, 1995 at California (with Kansas City)
- **Most Home Runs:** 2 (twice), last: May 22, 1996 vs. Detroit (with Kansas City)
- **Career Grand Slams:** None
- **Longest Hitting Streak:** 7 games, Aug. 1-8, 1995

Jerome Williams

RIGHT-HANDED PITCHER



Birthdate: December 4, 1981

2003 Opening Day Age: 21

Birthplace: Honolulu, Hawaii

Resides: Waipahu, Hawaii

Bats: Right **Throws:** Right **Height:** 6-3 **Weight:** 180

M.L. Service: None

How Obtained: Giants sandwich selection (39th pick overall) in June 1999 draft.

Contract Status: Signed through 2003

CAREER...21-year-old right-hander makes 1st appearance on Giants' 40-man roster after having contract purchased from Fresno Nov. 20, 2002...prized young hurler has fashioned 3.39 ERA (211r, 453.lip) in 81 games (77 starts) over his 1st 4 professional seasons...has never allowed more hits than innings pitched in any season, while holding opponents to .224 batting avg. against (374-for-1,672)...has climbed one rung in organizational ladder each season, rising from short-season Salem-Keizer in 1999 to single-A San Jose in 2000 and double-A Shreveport in 2001 before spending 2002 campaign with triple-A Fresno...was tabbed as Giants' top prospect by *Baseball America* prior to 2002 season, and following campaign was labeled by publication as 2nd-best big league pitching prospect in Arizona Fall League...Honolulu, HI native was Giants' sandwich selection (39th pick overall) in June 1999 draft...

2002 SEASON...at 20 years of age, was youngest starting pitcher in Pacific Coast League, logging 28 opening assignments for triple-A Fresno...was just 6-11, but ranked 8th in offensive-friend-

ly PCL with 3.59 ERA (6+er, 160.2ip)...held opposing hitters to just .234 batting avg. (140-for-599), lowest among Grizzlies starters...notched 130 strikeouts to rank 5th among SF minor league hurlers...struggled out of gate, going 0-5 over his 1st 8 starts with 5.06 ERA (2+er, 42.2ip)...quickly righted ship, however, and posted 6-5 mark with tidy 3.05 ERA (+0er, 118.0ip) over his final 20 outings...began impressive summer run with 1st 2 triple-A victories, May 18 at Omaha and May 23 at Iowa when he fired combined 13.0-scoreless innings...in fact, was undefeated for 8-start stretch May 18-June 30, going 3-0 with 2.77 ERA (15er, +8.2ip)...lost next 3 decisions (4 starts) while allowing 15 runs in 20.1 innings (6.64 ERA)...was brilliant over final 8 starts of season, crafting 1.84 ERA (10er, 49.0ip) with 45 strikeouts...was named PCL Howe SportsData Pitcher of Week for Aug. 26-Sept. 2...garnered accolade after going 1-0 and hurling 13.0 innings without allowing earned run (4h,3bb,13so) over final 2 starts of season...made 5 starts for Grand Canyon in Arizona Fall League and had stellar 2.05 ERA (5er, 22.0ip) while allowing .135 avg. against (10-for-74) with 25 strikeouts...impressive efforts led *Baseball America* to label him 2nd-best ML pitching prospect in AFL...

2001...continued climb up Giants' organizational ladder, spending season with double-A Shreveport...despite being just 19-years-old, was arguably top starter on Swamp Dragons' staff, leading club in wins at 9-7 while posting solid 3.95 ERA (57er, 130.0ip)...showed good command, issuing just 34 walks in 130.0 frames while recording 84 strikeouts...was selected to participate in 2001 All-Star Futures Game in Seattle...earned Shreveport Pitcher of Month honors for Aug. after going 3-0 with 1.74 ERA (6er, 31.0ip) in 5 starts...twirled complete-game shutout Aug. 4 at Arkansas, firing 2-hitter in 7.0-inning contest...**2000**...was 7-6 in 23 games (19 starts) at single-A San Jose, ranking 2nd in organization and 5th in California League with 2.94 ERA (+1er, 125.2ip)...posted 115 strikeouts against just 48 walks...proved to be mystery to Cal League hitters, who mustered just .201 batting avg. against (89-for-443)...tabbed as Aug. Pitcher of Month for San Jose...**1999**...made professional debut with single-A Salem-Keizer in short-season Northwest League...went 1-1 with 2.19 ERA (9er, 37.0ip) in 7 starts, including 1st career shutout...was named circuit's Howe SportsData Pitcher of Week for Aug. 23-29...

PERSONAL...graduated from Waipahu (HI) High School in 1999...single...

JEROME LEE WILLIAMS

Year	Club	W-L	ERA	G	GS	CG	SH	SV	IP	H	R	ER	HR	HB	BB	SO	WP	BK
1999	Salem-Keizer	1-1	2.19	7	7	1	0	0	37.0	29	13	9	1	3	11	34	1	0
2000	San Jose	7-6	2.94	23	19	0	0	0	125.2	89	53	41	6	10	48	115	9	2
2001	Shreveport	9-7	3.95	23	23	2	1	0	130.0	116	69	57	14	9	34	84	6	1
2002	Fresno	6-11	3.59	28	28	0	0	0	160.2	140	76	64	16	9	50	130	5	3
Minor Totals		23-25	3.39	81	77	3	1	0	453.1	374	211	171	37	31	143	363	21	6

CAREER TRANSACTIONS

- Selected by San Francisco as sandwich pick (Giants' 2nd selection, 39th pick overall) in June 1999 draft. Signed by Darren Wittecke.

Tim Worrell

RIGHT-HANDED PITCHER



Birthdate: July 5, 1967

2003 Opening Day Age: 35

Birthplace: Pasadena, California

Resides: Glendale, Arizona

Bats: Right **Throws:** Right **Height:** 6-4 **Weight:** 230

M.L. Service: 9 years, 87 days

How Obtained: Acquired from Chicago Cubs in exchange for IF Bill Mueller, Nov. 19, 2000.

Contract Status: Signed 2003 (signed 2-year deal prior to 2001 season with club option for 2003; club exercised option Oct. 31, 2002).

CAREER...veteran right-handed reliever has been one of Giants' most dependable and effective arms over last 2 seasons...in fact, has logged 2.76 ERA (65er, 212.1ip) over his last 207 appearances, dating to recall by Chicago Cubs May 27, 2000...for career, owns 26-20 record with 7 saves and 3.32 ERA (178er, 483.0ip) in 402 Major League relief appearances...has also made 49 lifetime starts, posting 9-25 mark with 5.26 ERA in those games...acquired by Giants from Cubs in exchange for Bill Mueller, Nov. 19, 2000...has also seen big league action with San Diego (1993-97), Detroit (1998), Oakland (1998-99), Baltimore (2000) and Cubs (2000)...is younger brother of former St. Louis and Los Angeles hurler Todd Worrell...

2002 SEASON...right-hander emerged as SF set-up man during his best big league campaign...led Giants staff and ranked 3rd among NL relievers with career-high 80 appearances, logging 68 scoreless efforts (85.0%)...allowed 12 of his 18 earned runs over 5 outings, while forging miniscule 0.79 ERA (6er, 68.1ip) in his other 75 appearances...posted 8 victories, 1 shy of his career high and tied for most among NL relief hurlers (with teammate Felix Rodriguez, STL's Jeff Fassero and AZ's Byung-Hyun Kim)...won each of his 1st 7 decisions, becoming 1st SF hurler to do so since John Burkett also began 7-0 en route to 22-7 campaign in 1993...perfect 7-0 stretch marked career-long winning streak...was credited with victory 3 times after recording just 1 out...clamped down on inherited runners, stranding 28 of his last 37 after opening campaign by allowing 1st 5 to cross plate...was nearly perfect for 7-week stretch May 31-July 20, firing SF bullpen-best 19.2-consecutive scoreless innings over 21 outings while limiting opposition to .129 batting avg. against (8-for-62)...scoreless streak was part of great summer run, as he logged 1.71 ERA (9er, 47.1ip) over his last 55 appearances...in fact, after season ERA peaked at 3.75 following April 24 outing, fashioned 1.95 mark (13er, 60.0ip) over his final 69 regular season efforts...was stellar during SF's drive to Wild Card, posting 1.80 ERA (2er, 10.0ip) in 12 September outings while lowering season mark to final 2.25 ledger...provided outstanding relief during post season, leading Giants staff with 3 victories (3-1 overall) with 4.85 ERA (7er, 13.0ip) in 13 outings, matching Felix Rodriguez for most on staff...was unscored upon in 7-straight playoff outings, last 3 efforts in NLCS and 1st 4 appearances of World Series...tossed 7.2-shutout innings over span, allowing just 2 hits and 1 walk with 3 strikeouts while earning all 3 of his wins...was winning pitcher in Games 4 and 5 of NLCS vs. St. Louis and Game 4 of WS against Anaheim, all 3 contests 1-run victories at Pacific Bell Park...retired 10 of 11 batters faced in those contests, allowing only single to Fernando Vina...also blanked Atlanta for crucial 2.0-frame stretch (1h,1bb,3so) in SF's 3-1 victory in Game 5 of NLDS at Turner Field...was tagged for 3 runs (2er) and loss in Game 6 of Fall Classic at Anaheim...

2001...off-season trade acquisition proved to be invaluable part of SF bullpen...worked as both long and short man, but primarily as bridge between starter and Felix Rodriguez-Robb Nen duo...despite spending stint on Disabled List, ranked 3rd on Giants staff with career-high 73 appearances...posted 2-5 mark with 3.45 ERA while logging 48 scoreless efforts (65.8%)...earned 1st victory of year May 19 at Atlanta (1.1ip,2h,1er,3so)...entered after 1:35 rain delay in 6th and logged triumph when SF rallied from 3-2 deficit with 2 scores in 7th, including 2nd of 3 roundtrippers by Barry Bonds...opened 2nd Half of season on 15-day Disabled List after being shelved July 15 (retroactive to July 9) with tendinitis in right shoulder...was activated July 24 and logged 3.34 ERA

(11er, 29.2ip) in 30 outings to conclude campaign...allowed just 5 earned runs in 20.2 innings over his final 21 appearances (2.18 ERA), lowering season ERA 54 points (from 3.97 on Aug. 12 to final 3.43)...**2000**...had solid season for Cubs after starting year with Baltimore...posted 3-4 record with 3 saves and 2.47 ERA in 54 appearances for Chicago...began his stint with Cubs by tossing 9.1-scoreless frames in 1st 7 outings while posting 1.48 ERA (5er, 30.1ip) over his 1st 25 games with club...recorded 1st save of season July 9 vs. White Sox, tossing final inning of 9-6 victory...was 1st save since July 18, 1997 while with San Diego...also earned saves in consecutive outings vs. Philadelphia Sept. 25 and 27...while with Chicago, retired 37 of 54 (68.5%) 1st batters faced while stranding 16 of 24 (66.7%) inherited runners...started season with Baltimore, going 2-2 with 7.36 ERA in 5 games for Orioles...was released May 1 and signed minor league deal with Chicago May 8...made 6 relief appearances for triple-A Iowa before having contract purchased by Cubs May 27...**1999**...made 53 relief appearances for Oakland, going 2-2 with 4.15 ERA...ranked 3rd on club in appearances...made 200th career appearance May 11 at Detroit...earned victory July 19 vs. White Sox, tossing 2.0-scoreless innings in As 10-5 victory...however, was placed on Disabled List 5 days later (retroactive to July 20) with strained left rib cage...notched 62 strikeouts in 69.1 innings...**1998**...pitched for Detroit, Cleveland and Oakland during campaign, posting 2-7 overall mark with 5.24 ERA in 43 games (9 starts)...as reliever, was combined 0-1 with 4.07 ERA in 34 outings...began season in Tigers starting rotation, going 2-6 with 6.61 ERA in 9 starts before being sent to bullpen...made 6 relief appearances for Detroit prior to being traded to Cleveland June 24...made just 3 appearances out of bullpen before being traded to Oakland July 12...went 0-1 with 4.00 ERA in 25 relief outings with As...**1997**...made 60 appearances (10 starts) in his 5th and final season with San Diego...overall, was 4-8 with 5.16 ERA...was also 3-for-3 in save opportunities after posting just 1 save in previous 4 campaigns...opened season with 10 starts in his 1st 11 appearances...however, was used exclusively out of bullpen after May 29...in 50 relief appearances overall, was 2-3 with 5.10 ERA...**1996**...established career-bests in wins (9), innings pitched (121.0) and strikeouts (99)...split time between rotation and bullpen, going 3-6 with 4.65 ERA as starter (11 starts) and 6-1 with 1.54 ERA and 1 save as reliever (39 appearances)...led all NL relievers in ERA and opponents batting average against (.137)...earned 1st career save July 16 at Los Angeles...struck out career-high 9 batters in 6.0 innings July 6 vs. San Francisco...**1995**...missed majority of season recovering from elbow surgery performed May 12, 1994...was not activated from DL until Sept. 1...after returning to action, went 1-0 with 4.73 ERA in 9 relief appearances with Padres...before returning to big leagues, made 19 rehab appearances combined at single-A Rancho Cucamonga and triple-A Las Vegas...**1994**...began season with Padres and made 3 starts before suffering season-ending right elbow injury...was placed on DL April 19 and had "Tommy John" surgery performed by Dr. Frank Jobe May 12...**1993**...opened season at Las Vegas and was promoted to San Diego June 24...went 2-7 with 4.92 ERA in 21 games (16 starts) for Padres...made Major League debut June 29 vs. Cubs, taking 6-2 loss...posted 1st big league victory July 24, tossing 8.0 innings vs. Montreal...**1992**...split season between double-A Wichita and Las Vegas...threw no-hitter over Giants triple-A club Phoenix Sept. 9...**1991**...pitched for pair of single-A clubs, Waterloo and High Desert...was named to Midwest League mid-season All-Star team with Waterloo after going 8-4 with 3.34 ERA...posted 3 complete games and 2 shutouts with Waterloo before helping High Desert to California League title...**1990**...spent 1st professional season at single-A Charleston...went 5-8 with 4.64 ERA in 20 games (19 starts)...

A GIANT IN THE COMMUNITY...was 2002 Juvenile Diabetes spokesperson, taping radio PSA for organization while providing support for annual awareness day at Pacific Bell Park...in 2001, lent his name and image to Responsible Fatherhood Campaign...

PERSONAL...graduated from Maronnotha (Sierra Madre, CA) High School in 1985...attended Biola (La Mirada, CA) University where he was 1st-team All-NAIA District 3 pick in 1989...married (Misty Splittorff, Dec. 5, 1992)...has 4 sons (Kaleb T., Nov. 27, 1994; Austin Christopher, June 16, 1997; Tyler Nicholas, Oct. 8, 1998 and Jordan Steven, Nov. 15, 2001)...

TIMOTHY HOWARD WORRELL

Year	Club	W-L	ERA	G	GS	CG	SH	SV	IP	H	R	ER	HR	HB	BB	SO	WP	BK
1990	Charleston	5-8	4.64	20	19	3	0	0	110.2	120	65	57	6	1	28	68	9	1
1991	Waterloo	8-4	3.34	14	14	3	2	0	88.1	70	36	32	5	3	33	83	1	1
	High Desert	5-2	4.24	11	11	2	0	0	63.2	65	32	30	2	2	33	70	3	0
1992	Wichita	8-6	2.86	19	19	1	1	0	125.2	115	46	40	8	2	32	109	1	3
	Las Vegas	4-2	4.26	10	10	1	1	0	63.1	61	32	30	4	3	19	32	3	1
1993	Las Vegas	5-6	5.48	15	14	2	0	0	87.0	102	61	53	13	2	26	89	2	0
	San Diego	2-7	4.92	21	16	0	0	0	100.2	104	63	55	11	0	43	52	3	0
1994	San Diego	0-1	3.68	3	3	0	0	0	14.2	9	7	6	0	0	5	14	0	0
1995	Rancho Cuc.	0-2	5.16	9	3	0	0	1	22.2	25	17	13	2	2	6	17	0	0
	Las Vegas	0-2	6.00	10	3	0	0	0	24.0	27	21	16	1	3	17	18	0	0
	San Diego	1-0	4.73	9	0	0	0	0	13.1	16	7	7	2	1	6	13	1	0
1996	San Diego	9-7	3.05	50	11	0	0	1	121.0	109	45	41	9	6	39	99	0	0
1997	San Diego	4-8	5.16	60	10	0	0	3	106.1	116	67	61	14	7	50	81	2	1
1998	Detroit	2-6	5.98	15	9	0	0	0	61.2	66	42	41	11	1	19	47	0	0
	Cleveland	0-0	5.06	3	0	0	0	0	5.1	6	3	3	0	0	2	2	0	0
	Oakland	0-1	4.00	25	0	0	0	0	36.0	34	17	16	5	0	8	33	2	0
1999	Modesto	0-0	0.00	1	1	0	0	0	2.0	0	0	0	0	0	5	0	0	0
	Oakland	2-2	4.15	53	0	0	0	0	69.1	69	38	32	6	3	34	62	1	0
2000	Baltimore	2-2	7.36	5	0	0	0	0	7.1	12	6	6	3	0	5	5	0	0
	Iowa	2-0	5.06	6	0	0	0	0	10.2	9	6	6	3	1	5	7	2	0
	Chicago-NL	3-4	2.47	54	0	0	0	3	62.0	60	20	17	7	1	24	52	1	0
2001	San Francisco	2-5	3.45	73	0	0	0	0	78.1	71	33	30	4	3	33	63	2	0
	ARL - Giants	0-0	0.00	1	1	0	0	0	3.0	1	0	0	0	0	1	2	0	0
2002	San Francisco	8-2	2.25	80	0	0	0	0	72.0	55	21	18	3	0	30	55	0	0
Minor Totals		37-32	4.16	116	95	12	4	1	599.0	595	316	277	44	19	200	500	23	6
S.F. Totals		10-7	2.87	153	0	0	0	0	150.1	126	54	48	7	3	63	118	2	0
A.L. Totals		6-11	4.91	101	9	0	0	0	179.2	187	106	98	25	4	68	149	3	0
N.L. Totals		29-34	3.72	350	40	0	0	7	568.1	540	263	235	50	18	230	429	9	1
M.L. Totals		35-45	4.01	451	49	0	0	7	748.0	727	369	333	75	22	298	578	12	1

WORRELL'S M.L. BATTING

	AVG	G	AB	R	H	2B	3B	HR	RBI	SH	SF	HP	BB	SO	SB	CS	E
— 2002	.000	80	3	0	0	0	0	0	0	0	0	0	0	2	0	0	0
— Career	.105	451	76	6	8	1	0	0	4	10	0	0	4	39	0	0	9

LAST HOME RUN: None

DIVISION SERIES RECORD

Year	Club	W-L	ERA	G	GS	CG	SH	SV	IP	H	R	ER	HR	HB	BB	SO	WP	BK
1996	SD vs. STL	0-0	2.45	2	0	0	0	0	3.2	4	1	1	0	0	1	2	0	0
2002	SF vs. ATL	0-0	12.00	3	0	0	0	0	3.0	7	6	4	2	0	2	3	0	0
LDS Totals		0-0	6.75	5	0	0	0	0	6.2	11	7	5	2	0	3	5	0	0

LEAGUE CHAMPIONSHIP SERIES RECORD

Year	Club	W-L	ERA	G	GS	CG	SH	SV	IP	H	R	ER	HR	HB	BB	SO	WP	BK
2002	SF vs. STL	2-0	2.08	4	0	0	0	0	4.1	2	1	1	1	0	0	3	0	0

WORLD SERIES RECORD

Year	Club	W-L	ERA	G	GS	CG	SH	SV	IP	H	R	ER	HR	HB	BB	SO	WP	BK
2002	SF vs. ANA	1-1	3.18	6	0	0	0	0	5.2	4	3	2	1	0	1	4	0	0

WORRELL VS. MAJOR LEAGUE TEAMS

2002					NL					CAREER					2002					AL					CAREER								
W-L-S	ERA	G	IP	H	ER	W-L-S	ERA	G	IP	H	ER	W-L-S	ERA	G	IP	H	ER	W-L-S	ERA	G	IP	H	ER	W-L-S	ERA	G	IP	H	ER				
1-0-0	4.15	11	8.2	8	4	Arizona	1-1-0	3.27	22	22.0	23	8	---	---	---	---	---	---	---	---	---	---	---	---	---	---	---	---	---	---			
1-0-0	0.00	4	4.0	3	0	Atlanta	3-4-0	2.79	17	48.1	47	15	0-0-0	0.00	2	1.2	2	0	Anaheim	0-2-1	7.41	9	17.0	28	14	---	---	---	---	---	---		
1-0-0	10.13	3	2.2	6	3	Chicago	2-3-0	5.12	17	38.2	47	22	---	---	---	---	---	---	Baltimore	1-0-0	2.25	10	16.0	10	4	---	---	---	---	---	---		
0-0-0	0.00	4	4.0	1	0	Cincinnati	1-1-0	4.75	20	41.2	36	22	---	---	---	---	---	---	Boston	0-2-0	6.94	7	11.2	16	9	---	---	---	---	---	---		
1-0-0	1.80	6	5.0	4	1	Colorado	3-2-0	5.13	29	33.1	40	19	---	---	---	---	---	---	Chicago	0-0-1	1.32	7	13.2	6	2	---	---	---	---	---	---		
0-0-0	6.75	2	1.1	1	1	Florida	2-1-1	4.81	15	24.1	22	13	---	---	---	---	---	---	---	Cleveland	0-2-0	5.73	10	22.0	25	14	---	---	---	---	---	---	
0-0-0	9.00	3	3.0	4	3	Houston	1-2-1	5.23	19	31.0	36	18	---	---	---	---	---	---	---	Detroit	1-0-0	3.97	9	11.1	11	5	---	---	---	---	---	---	
0-0-0	0.90	10	10.0	7	1	Los Angeles	5-4-1	3.79	39	59.1	61	25	---	---	---	---	---	---	---	---	Kansas City	0-1-0	4.85	8	13.0	12	7	---	---	---	---	---	---
0-0-0	0.00	4	4.0	1	0	Milwaukee	0-0-0	0.44	15	20.2	10	1	---	---	---	---	---	---	---	---	---	---	---	---	---	---	---	---	---	---	---		
0-0-0	0.00	3	3.0	3	0	Montreal	3-1-0	2.43	16	33.1	20	9	0-0-0	0.00	4	3.2	0	0	Minnesota	2-1-0	4.98	13	21.2	26	12	---	---	---	---	---	---		
0-0-0	0.00	2	2.0	1	0	New York	1-2-0	2.04	18	35.1	26	8	---	---	---	---	---	---	---	---	---	---	---	---	---	---	---	---	---	---	---		
1-0-0	0.00	2	2.0	0	0	Philadelphia	3-2-2	4.09	17	33.0	31	15	---	---	---	---	---	---	---	---	---	---	---	---	---	---	---	---	---	---	---		
0-0-0	0.00	5	5.0	3	0	Pittsburgh	0-3-0	3.59	25	42.2	50	17	---	---	---	---	---	---	---	---	---	---	---	---	---	---	---	---	---	---	---		
1-1-0	54.00	3	0.2	3	4	St. Louis	2-4-0	3.65	22	37.0	33	15	0-0-0	0.00	2	2.1	2	0	New York	0-0-0	17.18	6	3.2	8	7	---	---	---	---	---	---		
2-1-0	1.00	10	9.0	6	1	San Diego	2-3-0	4.07	25	24.1	25	11	---	---	---	---	---	---	---	---	---	---	---	---	---	---	---	---	---	---	---		
---	---	---	---	---	---	San Francisco	1-1-0	4.78	16	26.1	25	14	0-0-0	0.00	8	7.2	4	0	Interleague	1-0-2	3.29	38	41.0	38	15	---	---	---	---	---	---		

WORRELL'S CAREER IN BALLPARKS

	W-L-S	ERA	G	IP	H	ER		W-L-S	ERA	G	IP	H	ER
at Bank One	1-0-0	3.86	14	14.0	12	6	at Edison	0-1-1	5.87	3	7.2	9	5
Turner	1-0-0	1.59	5	5.2	6	1	Camden	1-0-0	6.75	6	8.0	8	6
Wrigley	2-2-3	3.40	32	45.0	38	17	Fenway	0-1-0	16.20	2	1.2	5	3
Cinergy	0-0-0	4.61	8	13.2	12	7	Comiskey	0-0-0	0.00	3	6.0	2	0
Coors	0-1-0	2.30	14	15.2	15	4	Jacobs	0-2-0	7.98	8	14.2	23	13
Pro Player	0-1-1	5.40	10	20.0	18	12	Comerica	---	---	---	---	---	---
Minute Maid	0-0-0	9.00	4	4.0	4	4	Kauffman	0-1-0	14.54	4	4.1	10	7
Dodger	3-0-1	1.45	21	31.0	24	5	Metrodome	1-0-0	3.45	7	15.2	16	6
Miller	0-0-0	1.69	4	5.1	2	1	Yankee	0-0-0	27.00	1	0.2	2	2
Olympic	0-1-0	4.85	9	13.0	11	7	Net. Assoc.	2-2-0	3.25	47	61.0	56	22
Shea	0-0-0	1.04	7	8.2	7	1	SAFECO	---	---	---	---	---	---
Veterans	1-1-0	4.50	8	14.0	16	7	Tropicana	0-1-0	2.25	3	8.0	4	2
PNC	0-0-0	0.00	5	5.0	3	0	Ballpark	0-1-0	8.25	4	12.0	14	11
Busch	2-1-0	2.87	11	15.2	18	5	SkyDome	0-0-0	2.45	4	7.1	4	2
Qualcomm	12-17-0	4.31	89	223.1	211	107							
Pacific Bell	6-5-0	2.71	74	69.2	66	21							

WORRELL BY MONTH

	2002						CAREER					
	W-L-S	ERA	G	IP	H	ER	W-L-S	ERA	G	IP	H	ER
In March/April	2-0-0	2.87	14	15.2	12	5	8-9-0	4.08	60	130.0	105	59
May	1-0-0	3.60	12	10.0	12	4	7-7-1	4.92	57	117.0	135	64
June	1-0-0	0.00	13	11.1	6	0	3-7-1	3.76	77	117.1	111	49
July	3-1-0	3.60	13	10.0	6	4	7-6-3	3.03	76	110.0	90	37
August	1-0-0	1.80	16	15.0	11	3	5-6-0	4.16	87	149.1	165	69
Sept./Oct.	0-1-0	1.80	12	10.0	8	2	5-10-2	3.98	94	124.1	121	55
Before ASB	5-0-0	2.06	42	39.1	30	9	20-26-3	4.25	220	404.0	397	191
After ASB	3-2-0	2.48	38	32.2	25	9	15-19-4	3.72	231	344.0	330	142

WORRELL'S STATISTICAL BREAKDOWN

	2002						CAREER					
	W-L-S	ERA	G	IP	H	ER	W-L-S	ERA	G	IP	H	ER
Season	8-2-0	2.25	80	72.0	55	18	35-45-7	4.01	451	748.0	727	333
Home	5-1-0	2.73	38	29.2	28	9	22-26-3	3.96	227	408.2	391	180
Road	3-1-0	1.91	42	42.1	27	9	13-19-4	4.06	224	339.1	336	153
Day	2-0-0	0.75	28	24.0	14	2	9-10-2	3.56	170	250.0	245	99
Night	6-2-0	3.00	52	48.0	41	16	26-35-5	4.23	281	498.0	482	234
Starter	---	---	---	---	---	---	9-25-0	5.26	49	265.0	298	155
Reliever	8-2-0	2.25	80	72.0	55	18	26-20-7	3.32	402	483.0	429	178

WORRELL'S CAREER FIELDING

Position	PCT.	G	PO	A	E	TC	DP	PB
Pitcher	.934	451	42	86	9	137	4	---

CAREER TRANSACTIONS

- Selected by San Diego in 20th round of June 1989 draft.
- Placed on Disabled List April 19, 1994 - Sept. 1, 1995 with right elbow surgery.
- Traded to Detroit with OF Trey Beamon in exchange for P Dan Miceli, P Donne Wall and IF Ryan Balfe, Nov. 19, 1997.
- Traded to Cleveland with OF David Roberts in exchange for OF Geronimo Berroa, June 24, 1998.
- Traded to Oakland in exchange for player to be named later (IF Adam Robinson), July 12, 1998.
- Placed on disabled list July 20 - Aug. 8, 1999 with strained left rib cage.
- Elected free agency Oct. 29, 1999; signed with Baltimore Feb. 24, 2000.
- Released by Baltimore, May 1, 2000; signed by Chicago Cubs, May 8, 2000.
- Traded to San Francisco in exchange for IF Bill Mueller, Nov. 19, 2000.
- Placed on Disabled List July 15-25, 2001 (including rehabilitation assignment to Arizona Rookie League, July 22-25) with tendinitis in right shoulder.

Career Highs

- **Low-Hit Game:** No complete games
- **Innings Pitched - Starter:** 8.0 (3 times), last: June 15, 1996 at Chicago (NL) (with San Diego)
Reliever: 5.0, Oct. 3, 1993 vs. Chicago Cubs (with San Diego)
- **Most Strikeouts:** 9, July 6, 1996 vs. San Francisco (with San Diego)
- **Winning Streak:** 7 games, April 5-July 17, 2002
- **Losing Streak:** 4 games, May 10 - Aug. 26, 1998

Chad Zerbe

LEFT-HANDED PITCHER



Birthdate: April 27, 1972

2003 Opening Day Age: 30

Birthplace: Findlay, Ohio

Resides: Highland, California

Bats: Left **Throws:** Left **Height:** 6-0 **Weight:** 190

M.L. Service: 1 year, 129 days

How Obtained: Signed by Giants as free agent, Nov. 26, 1997.

Contract Status: Signed through 2003

CAREER...left-hander has posted perfect 5-0 mark with 3.46 ERA (39er, 101.1ip) in 81 big league games (1 start)...was with SF for majority of 2002 campaign after spending parts of previous 2 seasons at big league level...earned September call-up in 2000, completing advance from single-A to Major League level in just 3 years in Giants organization...logged 4 different stints with SF in 2001...compiled 56-62 record with 4.01 ERA in 238 minor league contests (155 starts) over last 11 seasons...played in independent Western Baseball League for portion of 1997 season before joining Giants system in 1998...was originally selected by Dodgers in 17th round of June, 1991 draft...

2002 SEASON...emerged as valuable left-handed arm in SF bullpen after season-ending elbow injury to Jason Christiansen...opened season with triple-A Fresno, but after 3 starts (10.1-scoreless innings), was recalled from Grizzlies prior to April 20 contest when Christiansen was disabled...appeared out of SF 'pen more often than any southpaw, logging career highs in both games (50) and innings pitched (56.1)...held lefty hitters to .247 avg. (21-for-85) with no home runs...was effective at home, notching 2.55 ERA (7er, 24.2ip) in 23 outings at Pacific Bell Park...in addition to being quality situational lefty, also proved to be effective innings eater by registering 5 different scoreless outings of 2.0-innings or more, highlighted by perfect 3.0-frame stint Aug. 17 at Florida...was touched for 3 earned runs in 3.0 innings over his 1st 2 big league outings of season, but then posted 2.67 ERA (10er, 33.2ip) over his last 24 efforts before All-Star Break...began stretch with 3.1-scoreless innings April 27 in Cincinnati, game in which he matched career high with 5 strikeouts...earned victories May 22 at Arizona and June 15 vs. Oakland...was unscored upon in 19 of his final 25 regular season outings (beginning July 4) with 2.66 ERA (6er, 20.1ip)...was not on Giants' roster for NLDS vs. Atlanta, and although was active for NLCS, did not pitch against St. Louis...however, was clutch for SF during World Series, notching victory in Game 5 while posting 3.00 ERA (2er, 6.0ip) in 3 outings overall...made post season debut in Game 2 of Fall Classic, saving bullpen with stellar 4.0-inning effort (4h,2r,1er,0bb,0so) as SF rallied from 5-0 deficit to take 9-7 lead...was credited with victory in Game 5, entering in relief of Jason Schmidt with 2 outs in 5th inning and retiring Adam Kennedy with 2 on and SF nursing 6-3 lead...worked total of 1.0-frame (2h,1er) as Giants pounded Angels 16-4...tossed perfect 3rd inning in Game 7 at Anaheim...

2001...rookie spent 4 different tours of duty with SF, becoming reliable middle-to-long reliever...in 27 ML appearances (1 start), notched 3-0 record with 3.92 ERA...logged 17 scoreless outings in 26 relief efforts for Giants, recording 4.50 ERA (17er, 34.0ip) out of 'pen...in 16 appearances at triple-A Fresno (all in relief), was 3-4 with 5 saves and 3.55 ERA (10er, 25.1ip)...recalled from Fresno for 1st SF stint April 20...prior to June 12 demotion, made 17 appearances (1 start) with Giants, logging 1-0 record with 3.67 ERA (11.0er, 27.0ip)...earned 1st career win in 1st career start May 13 vs. Mets, working 5.0 frames in SF's 6-3 triumph (2h,2r,0er,3bb,3so)...was emergency starter, notified minutes before start of game when scheduled starter Shawn Estes was unable to get shoulder loose in bullpen...was recalled from Grizzlies for 2nd time June 29 following trade of Alan Embree to White Sox...in 1st appearance after recall, earned win with stellar effort in SF's 5-4, comeback victory over St. Louis July 1...relieved starter Mark Gardner with 2 outs in top of 2nd and Giants trailing 4-0, then blanked Cards on 1 hit over next 4.1 frames while posting career-best 5 strikeouts...also contributed run-scoring single (1st career RBI) as part of 5-run, 2nd inning SF uprising...scuffled in 4 appearances out of All-Star Break, yielding 3 earned runs in 3.0 innings prior to July 31 demotion to Fresno...was recalled from Grizzlies briefly Aug. 24 when Shawn Estes was placed on 15-day Disabled List, but returned to Fresno Aug. 27...earned final promotion from Grizzlies Sept. 4 and worked 2.2-scoreless innings (1h) in 3 appearances...worked in 4 games for Bayamon in Puerto Rican Winter League, forging 2.20 ERA...**2000**...advanced to both triple-A and Major League levels for 1st time...had contract purchased from Fresno Sept. 11, marking 1st appearance on Major League roster in 10th professional season...made 4 appearances for Giants, yielding runs in 2 outings (6.0ip,6h,3r)...made ML debut Sept. 18 vs. Reds, tossing perfect 8th frame (1so)...prior to joining ML club, split campaign between Fresno and double-A Shreveport...overall, posted 9-4 mark with 3.68 ERA in 26 minor league appearances...his 3.68 ERA ranked 6th in Giants organization...went 7-3 with 4.32 ERA in 17 games (11 starts) for Grizzlies, while going 2-1 with 2.33 ERA in 9 starts for Shreveport...was named Fresno's Player of Month for August...pitched for Grand Canyon club in Arizona Fall League following season...**1999**...split season between single-A Bakersfield and Shreveport...overall, went 8-10 with 3.23 ERA in 28 games (27 starts)...his 3.23 ERA ranked 3rd in Giants organization...started season with Bakersfield, going 7-7 with 3.64 ERA in 21 starts...was named Howe SportsData's California League Pitcher of Week for April 19-25, 1999...went 1-3 with 1.96 ERA in 7 games for Shreveport, marking 1st appearance at double-A level...**1998**...spent entire campaign at single-A San Jose after signing with Giants prior to season...went 2-0 with 3.35 ERA and 1 save in 23 relief appearances...**1997**...started season at single-A High Desert after being signed by Arizona May 20...went 1-6 with 7.43 ERA in 9 games (8 starts) for Mavericks...was released by D-backs organization and signed with independent Sonoma County of Western Baseball League...was 4-5 with 5.42 ERA in 14 games (13 starts) for Crushers...**1996**...played for Dodgers double-A club at San Antonio...went 4-6 with 4.50 ERA and 1 save in 17 games (11 starts)...after spending 6th season in Dodgers organization, was released Dec. 10...**1995**...had winningest professional season, going 11-7 with 4.57 ERA in 28 games (27 starts) for single-A San Bernardino...worked career-high 163.1 innings...**1994**...went 5-5 with 3.39 ERA in 18 starts for Dodgers single-A Vero Beach club...**1993**...split season between LA's single-A affiliates at Bakersfield and Vero Beach...was 0-10 with 5.91 ERA in 14 games (12 starts) for

Bakersfield, while going 1-0 with 6.57 ERA in 10 relief appearances at Vero Beach...**1992**...made 15 starts for single-A Great Falls, going 8-3 with 2.14 ERA...**1991**...started pro career with Gulf Coast League Dodgers...went 0-2 with 2.20 ERA in 16 appearances, including 1 start...

A GIANT IN THE COMMUNITY...has been very active in community during 2 seasons with Giants...in 2002, visited with critically ill children at Oakland Children's Hospital...also visited with homebound seniors during home visits with Meals on Wheels program...supported Giants Summer Reading Program by reading to school-aged children and teaching them importance of literacy...visited with teens from Delancey Street's Life Learning Academy, a charter school which provides troubled teens with a sense of hope...during 2001 season, helped with clinic for more than 100 participants from Special Olympics...visited Lucille Packard Children's hospital and met with more than 50 critically ill children...participated in Giants Wives' post-game auction and clinic to raise money for Junior Giants and Comfort for Kids, which provides specialized medical care to children throughout Bay Area who are facing life-threatening illness...has also participated in Giants Community Fund Golf Tournament and Giants' off-season Care-A-Van, paying visits to hospitals, youth organizations and civic groups throughout Northern and Central California during January...

PERSONAL...graduated from Gaither (Tampa, FL) High School...attended Hillsborough (FL) Community College...married (Rachael Leon, Nov. 4, 2000)...

WILLIAM CHAD ZERBE

Year	Club	W-L	ERA	G	GS	CG	SH	SV	IP	H	R	ER	HR	HB	BB	SO	WP	BK
1991	GCL-Dodgers	0-2	2.20	16	1	0	0	0	32.2	31	19	8	1	0	15	23	6	3
1992	Great Falls	8-3	2.14	15	15	1	0	0	92.1	75	27	22	2	5	26	70	5	0
1993	Bakersfield	0-10	5.91	14	12	1	0	0	67.0	83	60	44	2	2	47	41	2	2
	Vero Beach	1-0	6.57	10	0	0	0	0	12.1	12	10	9	0	2	13	11	3	1
1994	Vero Beach	5-5	3.39	18	18	1	0	0	98.1	88	50	37	6	2	32	68	6	0
1995	San Bernardino	11-7	4.57	28	27	1	0	0	163.1	168	103	83	15	3	64	94	4	0
1996	San Antonio	4-6	4.50	17	11	1	0	1	86.0	98	52	43	9	2	37	38	4	0
1997	High Desert	1-6	7.43	9	8	0	0	0	36.1	61	49	30	7	1	15	26	1	0
	Sonoma County	4-5	5.42	14	13	2	0	0	89.2	117	70	54	7	3	36	52	1	0
1998	San Jose	2-0	3.35	23	0	0	0	1	37.2	37	16	14	3	3	12	28	1	0
1999	Bakersfield	7-7	3.64	21	21	0	0	0	126.0	124	66	51	4	2	33	81	6	0
	Shreveport	1-3	1.96	7	6	0	0	0	41.1	32	13	9	2	3	10	16	0	1
2000	Shreveport	2-1	2.33	9	9	0	0	0	38.2	37	11	10	1	1	9	34	0	0
	Fresno	7-3	4.32	17	11	0	0	0	81.1	94	46	39	5	5	17	41	1	1
	San Francisco	0-0	4.50	4	0	0	0	0	6.0	6	3	3	1	0	1	5	0	0
2001	Fresno	3-4	3.55	17	0	0	0	5	25.1	28	13	10	2	1	9	17	0	0
	San Francisco	3-0	3.92	27	1	0	0	0	39.0	41	21	17	3	1	10	22	2	0
2002	Fresno	0-0	0.00	3	3	0	0	0	10.1	8	0	0	0	1	3	5	0	0
	San Francisco	2-0	3.04	50	0	0	0	0	56.1	52	22	19	3	4	21	26	1	0
Minor Totals		56-62	4.01	238	155	7	1	7	1038.2	1093	605	463	66	36	378	645	40	8
M.L. Totals		5-0	3.46	81	1	0	0	0	101.1	99	46	39	7	5	32	53	1	0

ZERBE'S M.L. BATTING

	AVG	G	AB	R	H	2B	3B	HR	RBI	SH	SF	HP	BB	SO	SB	CS	E
— 2002	.167	50	6	0	1	0	0	0	1	1	0	0	0	2	0	0	0
— Career	.200	81	15	1	3	0	0	0	2	3	0	0	0	3	0	0	1

LAST HOME RUN: None

LEAGUE CHAMPIONSHIP SERIES RECORD

Year	Club	W-L	ERA	G	GS	CG	SH	SV	IP	H	R	ER	HR	HB	BB	SO	WP	BK
2002	SF vs. STL																	

—Did Not Pitch—

WORLD SERIES RECORD

Year	Club	W-L	ERA	G	GS	CG	SH	SV	IP	H	R	ER	HR	HB	BB	SO	WP	BK
2002	SF vs. ANA	1-0	3.00	3	0	0	0	0	6.0	6	3	2	0	0	0	0	0	0

ZERBE VS. MAJOR LEAGUE TEAMS

2002						NL					CAREER					2002						AL					CAREER				
W-L-S	ERA	G	IP	H	ER	W-L-S	ERA	G	IP	H	ER	W-L-S	ERA	G	IP	H	ER	W-L-S	ERA	G	IP	H	ER	W-L-S	ERA	G	IP	H	ER		
1-0-0	3.12	6	8.2	7	3	Arizona	1-0-0	4.87	15	20.1	20	11	---	---	---	---	---	---	Anaheim	---	---	---	---	---	---	---	---	---	---	---	---
0-0-0	2.45	1	3.2	3	1	Atlanta	0-0-0	2.45	1	3.2	3	1	---	---	---	---	---	---	Baltimore	---	---	---	---	---	---	---	---	---	---	---	---
0-0-0	10.80	4	3.1	6	4	Chicago	0-0-0	9.00	6	5.0	7	5	---	---	---	---	---	---	Boston	---	---	---	---	---	---	---	---	---	---	---	---
0-0-0	0.00	2	3.2	3	0	Cincinnati	0-0-0	1.17	4	7.2	7	1	---	---	---	---	---	---	Chicago	---	---	---	---	---	---	---	---	---	---	---	---
0-0-0	5.40	7	8.1	11	5	Colorado	0-0-0	7.59	11	10.2	19	9	---	---	---	---	---	---	Cleveland	---	---	---	---	---	---	---	---	---	---	---	---
0-0-0	0.00	2	4.0	0	0	Florida	0-0-0	0.00	2	4.0	0	0	---	---	---	---	---	---	Detroit	---	---	---	---	---	---	---	---	---	---	---	---
0-0-0	0.00	1	1.0	0	0	Houston	0-0-0	0.00	2	2.0	0	0	---	---	---	---	---	---	Kansas City	---	---	---	---	---	---	---	---	---	---	---	---
0-0-0	3.00	5	3.0	5	1	Los Angeles	0-0-0	3.60	7	5.0	7	2	---	---	---	---	---	---	Minnesota	---	---	---	---	---	---	---	---	---	---	---	---
---	---	---	---	---	---	Milwaukee	1-0-0	6.23	3	4.1	4	3	---	---	---	---	---	---	New York	---	---	---	---	---	---	---	---	---	---	---	---
0-0-0	10.80	2	1.2	2	2	Montreal	0-0-0	6.75	3	2.2	2	2	1-0-0	0.00	3	2.1	1	0	Oakland	1-0-0	0.00	3	2.1	1	0	---	---	---	---	---	---
0-0-0	0.00	1	1.1	1	0	New York	0-0-0	0.00	2	6.1	3	0	---	---	---	---	---	---	Seattle	0-0-0	0.00	1	0.0	1	0	---	---	---	---	---	---
0-0-0	0.00	1	2.0	0	0	Philadelphia	0-0-0	2.84	3	6.1	7	2	0-0-0	2.70	1	3.1	3	1	Tampa Bay	0-0-0	2.70	1	3.1	3	1	---	---	---	---	---	---
0-0-0	0.00	1	0.0	1	0	Pittsburgh	0-0-0	0.00	2	1.0	1	0	---	---	---	---	---	---	Texas	---	---	---	---	---	---	---	---	---	---	---	---
0-0-0	0.00	4	2.1	3	0	St. Louis	1-0-0	0.00	5	6.2	4	0	0-0-0	0.00	1	1.0	0	0	Toronto	0-0-0	0.00	1	1.0	0	0	---	---	---	---	---	---
0-0-0	2.70	8	6.2	6	2	San Diego	0-0-0	2.00	9	9.0	10	2	1-0-0	1.35	5	6.2	4	1	Interleague	1-0-0	1.35	5	6.2	4	1	---	---	---	---	---	---
---	---	---	---	---	---	San Francisco	---	---	---	---	---	---	---	---	---	---	---	---	---	---	---	---	---	---	---	---	---	---	---	---	

ZERBE'S CAREER IN BALLPARKS

	W-L-S	ERA	G	IP	H	ER		W-L-S	ERA	G	IP	H	ER
at Bank One	1-0-0	7.36	6	7.1	10	6	at Edison	---	---	---	---	---	---
Turner	---	---	---	---	---	---	Camden	---	---	---	---	---	---
Wrigley	0-0-0	9.00	2	3.0	5	3	Fenway	---	---	---	---	---	---
Cinergy	0-0-0	0.00	1	3.1	2	0	Comiskey	---	---	---	---	---	---
Coors	0-0-0	12.60	6	5.0	14	7	Jacobs	---	---	---	---	---	---
Pro Player	0-0-0	0.00	1	3.0	0	0	Comerica	---	---	---	---	---	---
Minute Maid	---	---	---	---	---	---	Kauffman	---	---	---	---	---	---
Dodger	0-0-0	4.50	3	2.0	4	1	Metrodome	---	---	---	---	---	---
Miller	---	---	---	---	---	---	Yankee	---	---	---	---	---	---
Olympic	0-0-0	13.50	1	0.2	1	1	Net. Assoc.	0-0-0	0.00	2	2.0	1	0
Shea	0-0-0	0.00	1	1.1	1	0	SAFECO	0-0-0	0.00	1	0.0	1	0
Veterans	0-0-0	2.84	3	6.1	7	2	Tropicana	---	---	---	---	---	---
PNC	0-0-0	0.00	2	1.0	1	0	Ballpark	---	---	---	---	---	---
Busch	0-0-0	0.00	2	1.0	0	0	SkyDome	0-0-0	0.00	1	1.0	0	0
Qualcomm	0-0-0	4.91	5	3.2	2	2							
Pacific Bell	4-0-0	2.52	44	60.2	50	17							

ZERBE BY MONTH

	2002						CAREER					
	W-L-S	ERA	G	IP	H	ER	W-L-S	ERA	G	IP	H	ER
In March/April	0-0-0	4.26	3	6.1	7	3	0-0-0	3.38	7	13.1	14	5
May	1-0-0	2.77	9	13.0	14	4	1-0-0	2.76	18	29.1	28	9
June	1-0-0	1.93	11	14.0	9	3	1-0-0	3.57	15	17.2	21	7
July	0-0-0	3.29	14	13.2	14	5	2-0-0	4.30	21	23.0	21	11
August	0-0-0	4.76	6	5.2	4	3	0-0-0	4.76	6	5.2	4	3
Sept./Oct.	0-0-0	2.45	7	3.2	4	1	0-0-0	2.92	14	12.1	11	4
Before ASB	2-0-0	3.19	26	36.2	35	13	5-0-0	3.47	46	70.0	71	27
After ASB	0-0-0	2.75	24	19.2	17	6	0-0-0	3.45	35	31.1	28	12

ZERBE'S STATISTICAL BREAKDOWN

	2002						CAREER					
	W-L-S	ERA	G	IP	H	ER	W-L-S	ERA	G	IP	H	ER
Season	2-0-0	3.04	50	56.1	52	19	5-0-0	3.46	81	101.1	99	39
Home	1-0-0	2.55	23	24.2	24	7	4-0-0	2.52	44	60.2	50	17
Road	1-0-0	3.41	27	31.2	28	12	1-0-0	4.87	37	40.2	49	22
Day	1-0-0	2.29	18	19.2	14	5	3-0-0	3.19	33	48.0	43	17
Night	1-0-0	3.44	32	36.2	38	14	2-0-0	3.71	48	53.1	56	22
Starter	---	---	---	---	---	---	1-0-0	0.00	1	5.0	2	0
Reliever	2-0-0	3.04	50	56.1	52	19	4-0-0	3.64	80	96.1	97	39

ZERBE'S CAREER FIELDING

Position	PCT.	G	PO	A	E	TC	DP	PB
Pitcher	.955	81	6	15	1	22	2	---

CAREER TRANSACTIONS

- Selected by Los Angeles in 17th round of June 1991 draft.
- Released by Los Angeles, Dec. 10, 1996.
- Signed as free agent by Arizona, May 20, 1997.
- Signed by Independent Sonoma County, 1997.
- Signed as free agent by San Francisco, Nov. 26, 1997.
- Granted free agency, Oct. 16, 1998; re-signed by San Francisco, March 4, 1999.

Career Highs

- **Low-Hit Game:** No complete games
- **Innings Pitched - Starter:** 5.0, May 13, 2001 vs. New York (NL)
Reliever: 4.1, July 1, 2001 vs. St. Louis
- **Most Strikeouts:** 5 (twice), last: April 27, 2002 at Cincinnati
- **Winning Streak:** 3 games, May 13, 2001-July 6, 2001
- **Losing Streak:** No losses

2003 San Francisco Giants 40-Man Roster

(as of February 14, 2003)

MANAGER: Felipe Alou (23)
COACHES: Mark Gardner (26); Gene Glynn (15); Luis Pujols (55);
 Joe Lefebvre (18); Dave Righetti (19); Ron Wotus (10)
STAFF: Carlos Alfonso (17)

NO	PITCHERS (15)	B-T	HT	WT	BORN	BIRTHPLACE	RESIDENCE
32	Ainsworth, Kurt	R-R	6-3	192	9-9-78	Baton Rouge, LA	Baton Rouge, LA
40	Christiansen, Jason	R-L	6-5	241	9-21-69	Omaha, NE	Mesa, AZ
49	Eyre, Scott	L-L	6-1	210	5-30-72	Inglewood, CA	Bradenton, FL
61	Hernandez, Livan	R-R	6-2	240	2-20-75	Villa Clara, Cuba	Miami Beach, FL
43	Jensen, Ryan	R-R	6-0	205	9-17-75	Salt Lake City, UT	West Valley, UT
28	Moss, Damian	R-L	6-0	187	11-24-76	Darlinghurst, Australia	Dublin, GA
36	Nathan, Joe	R-R	6-4	201	11-22-74	Houston, TX	Chandler, AZ
31	Nen, Robb	R-R	6-5	222	11-28-69	San Pedro, CA	Coto de Caza, CA
47	Rodriguez, Felix	R-R	6-1	198	9-9-72	Montecristi, DR	Santiago, DR
46	Rueter, Kirk	L-L	6-3	212	12-1-70	Centralia, IL	Nashville, IL
29	Schmidt, Jason	R-R	6-5	205	1-29-73	Lewiston, ID	Longview, WA
53	Urban, Jeff	L-L	6-8	215	1-25-77	Anderson, IN	Alexandria, IN
57	Williams, Jerome	R-R	6-3	180	12-4-81	Honolulu, HI	Waipahu, HI
45	Worrell, Tim	R-R	6-4	230	7-5-67	Pasadena, CA	Glendale, AZ
41	Zerbe, Chad	L-L	6-0	200	4-27-72	Findlay, OH	Highland, CA

NO	CATCHERS (4)	B-T	HT	WT	BORN	BIRTHPLACE	RESIDENCE
16	Guzman, Edwards	L-R	5-11	204	9-11-76	Bayamon, PR	Naranjito, PR
52	Lunsford, Trey	R-R	6-1	195	5-25-79	Odessa, TX	South Haven, MS
33	Santiago, Benito	R-R	6-1	200	3-9-65	Ponce, PR	Pembroke Pines, FL
8	Torrealba, Yorvit	R-R	5-11	180	7-19-78	Caracas, VZ	Guarenas Mirando, VZ

NO	INFIELERS (10)	B-T	HT	WT	BORN	BIRTHPLACE	RESIDENCE
13	Alfonzo, Edgardo	R-R	5-11	187	11-8-73	Soapire Estado Miranda, VZ	Little Neck, NY
35	Aurilia, Rich	R-R	6-1	185	9-2-71	Brooklyn, NY	Phoenix, AZ
5	Durham, Ray	B-R	5-8	180	11-30-71	Charlotte, NC	Charlotte, NC
39	Feliz, Pedro	R-R	6-1	205	4-27-75	Azua, DR	Azua, DR
37	Minor, Damon	L-L	6-7	230	1-5-74	Canton, OH	Edmond, OK
20	Niekro, Lance	R-R	6-3	210	1-29-79	Winter Haven, FL	Lakeland, FL
1	Perez, Neifi	S-R	6-0	175	6-2-73	Villa Mella, DR	Santo Domingo, DR
2	Ransom, Cody	R-R	6-2	190	2-17-76	Mesa, AZ	Chandler, AZ

54	Santos, Deivis	L-L	6-1	175	2-9-80	Santo Domingo, DR	Santo Domingo, DR
6	Snow, J.T.	L-L	6-2	209	2-26-68	Long Beach, CA	San Mateo, CA

NO	OUTFIELDERS (7)	B-T	HT	WT	BORN	BIRTHPLACE	RESIDENCE
7	Benard, Marvin	L-L	5-9	191	1-20-70	Mina Rosita, NIC	Richland, WA
25	Bonds, Barry	L-L	6-2	228	7-24-64	Riverside, CA	San Carlos, CA
22	Cruz Jr., Jose	S-R	6-0	210	4-19-74	Arroyo, PR	Coral Gables, FL
56	Ellison, Jason	R-R	5-10	180	4-4-78	Quincy, CA	Renton, WA
9	Grissom, Marquis	R-R	5-11	180	4-17-67	Atlanta, GA	Fairburn, GA
51	Torcato, Tony	L-R	6-1	195	10-25-79	Woodland, CA	Woodland, CA
21	Valderrama, Carlos	R-R	5-11	175	11-30-77	Lagunilla, Zulia, VZ	Bachaquero, Edo Zulia, VZ

DIRECTOR OF TRAVEL: Reggie Younger, Jr.
TRAINERS: Stan Conte, Barney Nugent, David Groeschner
EQUIPMENT MANAGER: Mike Murphy

2002 CLUB	W-L	ERA	G	GS	CG	SV	IP	H	R	ER	BB	SO	ML-S
Fresno	8-6	3.41	20	19	1	0	116.0	101	49	44	43	119	
SAN FRANCISCO	1-2	2.10	6	4	0	0	25.2	22	7	6	12	15	0-082
SAN FRANCISCO	0-1	5.40	6	0	0	0	5.0	6	3	3	2	1	7-110
TORONTO	2-4	4.97	49	3	0	0	63.1	69	37	35	29	51	
SAN FRANCISCO	0-0	1.59	21	0	0	0	11.1	11	4	2	7	7	3-088
SAN FRANCISCO	12-16	4.38	33	33	5	0	216.0	233	113	105	71	134	5-097
SAN FRANCISCO	13-8	4.51	32	30	1	0	171.2	183	93	86	66	105	1-065
ATLANTA	12-6	3.42	33	29	0	0	179.0	140	80	68	89	111	3-079
Fresno	6-12	5.60	31	25	1	0	146.1	167	97	91	74	117	
SAN FRANCISCO	0-0	0.00	4	0	0	0	3.2	1	0	0	0	2	1-120
SAN FRANCISCO	6-2	2.20	68	0	0	43	73.2	64	19	18	20	81	10-000
SAN FRANCISCO	9-6	4.17	71	0	0	0	69.0	53	33	32	29	58	6-000
SAN FRANCISCO	14-8	3.23	33	33	0	0	203.2	204	83	73	54	76	8-124
Fresno	2-0	3.00	2	2	0	0	12.0	11	4	4	2	12	
SAN FRANCISCO	13-8	3.45	29	29	2	0	185.1	148	78	71	73	196	7-063
Fresno	5-7	3.41	35	14	0	0	103.0	114	46	39	36	72	0-000
Fresno	6-11	3.59	28	28	0	0	160.2	140	76	64	50	130	0-000
SAN FRANCISCO	8-2	2.25	80	0	0	0	72.0	55	21	18	30	55	9-087
Fresno	0-0	0.00	3	0	0	0	10.1	8	0	0	3	5	
SAN FRANCISCO	2-0	3.04	50	0	0	0	56.1	52	22	19	21	26	1-129

2002 CLUB	AVG	G	AB	R	H	2B	3B	HR	RBI	BB	SO	SB	ML-S
Fresno	.297	112	390	45	116	22	0	5	55	16	26	1	1-022
San Jose	.255	16	51	7	13	3	0	1	5	3	5	2	
Shreveport	.281	66	210	26	59	13	0	1	20	29	42	5	
Fresno	.175	19	57	3	10	0	0	2	9	6	15	0	
SAN FRANCISCO	.667	3	3	0	2	1	0	0	1	0	1	0	0-027
SAN FRANCISCO	.278	126	478	56	133	24	5	16	74	27	73	4	16-022
SAN FRANCISCO	.279	53	136	17	38	10	0	2	14	14	20	0	1-030

2002 CLUB	AVG	G	AB	R	H	2B	3B	HR	RBI	BB	SO	SB	ML-S
NEW YORK-NL	.308	135	490	78	151	26	0	16	56	62	55	6	8-000
SAN FRANCISCO	.257	133	538	76	138	35	2	15	61	37	90	1	7-027
CHICAGO-AL	.299	96	345	71	103	20	2	9	48	49	59	20	
OAKLAND	.274	54	219	43	60	14	4	6	22	24	34	6	8-000
SAN FRANCISCO	.253	67	146	14	37	4	1	2	13	6	27	0	2-031
SAN FRANCISCO	.237	83	173	21	41	6	0	10	24	24	34	0	
Fresno	.517	9	29	8	15	6	1	0	5	5	5	0	1-089
Shreveport	.310	79	297	33	92	20	1	4	34	7	32	0	0-000
KANSAS CITY	.236	145	554	65	131	20	4	3	37	20	53	8	5-133
Fresno	.207	135	449	53	93	18	4	13	46	47	151	6	
SAN FRANCISCO	.667	7	3	2	2	2	0	0	1	1	1	0	0-057
Shreveport	.312	109	407	54	127	33	5	3	56	18	42	4	
Fresno	.284	23	88	8	25	3	1	3	14	2	14	4	0-000
SAN FRANCISCO	.246	143	422	47	104	26	2	6	53	59	90	0	9-121

2002 CLUB	AVG	G	AB	R	H	2B	3B	HR	RBI	BB	SO	SB	ML-S
SAN FRANCISCO	.276	65	123	16	34	9	2	1	13	7	26	5	7-016
SAN FRANCISCO	.370	143	403	117	149	31	2	46	110	198	47	9	16-129
TORONTO	.245	124	466	64	114	26	5	18	70	51	106	7	5-063
San Jose	.270	81	322	40	87	13	0	5	40	25	37	9	
Fresno	.311	49	196	31	61	8	1	3	8	21	28	16	0-000
LOS ANGELES	.277	111	343	57	95	21	4	17	60	22	68	5	13-042
Fresno	.290	130	490	64	142	23	3	13	64	29	65	4	
SAN FRANCISCO	.273	5	11	0	3	1	0	0	0	0	2	0	0-032
San Jose	.314	74	299	65	94	19	5	15	45	34	60	14	
Shreveport	.244	37	135	13	33	3	1	4	15	10	23	4	0-000

2003 SAN FRANCISCO GIANTS NON-ROSTER INVITEES

NO	PITCHERS (7)	B-T	HT	WT	BORN	BIRTHPLACE	RESIDENCE
48	Bonser, Boof	R-R	6-4	230	10-14-81	St. Petersburg, FL	Pinellas Park, FL
62	Cash, David	R-R	6-1	180	7-25-79	San Diego, CA	Modesto, CA
50	Estrella, Luis	R-R	6-1	220	10-7-74	Santa Ana, CA	Santa Ana, CA
34	Foppert, Jesse	R-R	6-6	210	7-10-80	Reading, PA	San Rafael, CA
59	Horgan, Joe	L-L	6-1	200	6-1-77	Sacramento, CA	Rancho Cordova, CA
58	Johnson, Mike	L-R	6-2	180	1-3-75	Edmonton, AB, Canada	Jupiter, FL
38	Powell, Brian	R-R	6-2	215	10-10-73	Bainbridge, GA	Bainbridge, GA
NO	CATCHERS (3)	B-T	HT	WT	BORN	BIRTHPLACE	RESIDENCE
60	Castillo, Alberto	R-R	6-0	200	2-10-70	San Juan de la Maguana, DR	Port St. Lucie, FL
63	Pachot, John	R-R	6-2	210	11-11-74	Ponce, PR	Ponce, PR
64	Rodriguez, Guillermo	R-R	5-11	195	5-15-78	Barquisimeto Lara, VZ	Barquisimeto Lara, VZ
NO	INFIELDBERS (5)	B-T	HT	WT	BORN	BIRTHPLACE	RESIDENCE
65	Athas, Jamie	L-R	6-2	190	10-14-79	Holyoke, MA	Winston-Salem, NC
66	Chavez, Angel	R-R	6-1	180	7-22-81	David, Panama	Tejar de Alanje, Panama
14	Galarrraga, Andres	R-R	6-3	265	6-18-61	Caracas, Venezuela	West Palm Beach, FL
73	Mendoza, Carlos	B-R	6-0	165	11-27-79	Barquisimeto Lara, VZ	Barquisimeto Lara, VZ
71	Vitiello, Joe	R-R	6-3	220	4-11-70	Cambridge, MA	Del Mar, CA
NO	OUTFIELDERS (4)	B-T	HT	WT	BORN	BIRTHPLACE	RESIDENCE
67	Linden, Todd	B-R	6-3	210	6-30-80	Edmonds, WA	Bremerton, WA
72	Rivera, Ruben	R-R	6-3	200	11-14-73	La Chorrera, Panama	La Chorrera, Panama
68	Shabala, Adam	L-R	6-1	190	2-6-78	Streator, IL	Streator, IL
70	Simmons, Brian	B-R	6-2	190	9-4-73	Pittsburgh, PA	Imperial, PA

Numerical Roster

1	Perez, Neifi	IF
2	Ransom, Cody	IF
5	Durham, Ray	IF
6	Snow, J.T.	IF
7	Benard, Marvin	OF
8	Torrealba, Yorvit	C
9	Grisson, Marquis	OF
10	Wotus, Ron	CCH
13	Alfonzo, Edgardo	IF
14	Galarrraga, Andres	IF-NR
15	Glynn, Gene	CCH
16	Guzman, Edwards	C
17	Alfonso, Carlos	STAFF
18	Lefebvre, Joe	CCH
19	Righetti, Dave	CCH
20	Niekro, Lance	IF
21	Valderrama, Carlos	OF
22	Cruz, Jr., Jose	OF
23	Alou, Felipe	MGR
25	Bonds, Barry	OF
26	Gardner, Mark	CCH
28	Moss, Damian	LHP
29	Schmidt, Jason	RHP
31	Nen, Robb	RHP
32	Ainsworth, Kurt	RHP
33	Santiago, Benito	C
34	Foppert, Jesse	RHP-NR
35	Aurilia, Rich	IF
36	Nathan, Joe	RHP
37	Minor, Damon	IF
38	Powell, Brian	RHP-NR
39	Feliz, Pedro	IF

2002 CLUB	W-L	ERA	G	GS	CG	SV	IP	H	R	ER	BB	SO	ML-S
Shreveport	1-2	5.55	5	5	0	0	24.1	30	15	15	14	23	
San Jose	8-6	2.88	23	23	0	0	128.1	89	44	41	70	139	0-000
Shreveport	5-8	3.05	34	12	0	5	109.1	94	41	37	39	88	0-000
Fresno	7-13	4.43	38	20	0	7	144.1	168	77	71	64	98	0-000
Shreveport	3-3	2.79	11	11	1	0	61.1	44	22	19	21	74	
Fresno	3-6	3.99	14	14	0	0	79.0	71	37	35	35	109	0-000
Fresno	2-2	5.93	27	4	0	0	57.2	65	38	38	21	37	
Shreveport	4-3	4.34	10	10	1	0	56.0	69	38	38	20	35	0-000
Las Vegas	2-1	4.09	8	8	0	0	44.0	54	24	20	18	35	2-025
Toledo	10-3	3.92	20	20	0	0	119.1	127	54	52	26	82	
DETROIT	1-5	4.84	13	9	0	0	57.2	64	43	31	21	30	1-053

2002 CLUB	AVG	G	AB	R	H	2B	3B	HR	RBI	BB	SO	SB	ML-S
NEW YORK-AL	.135	15	37	3	5	1	1	0	4	1	12	0	
Columbus	.275	30	91	7	25	7	0	0	8	9	8	1	5-130
Altoona	.262	94	321	31	84	29	0	3	44	6	31	1	0-000
San Jose	.362	42	152	24	55	15	1	1	20	10	26	2	
Fresno	.235	32	115	9	27	5	0	2	8	6	23	0	
Shreveport	.268	13	41	4	11	1	1	1	6	4	10	1	0-000

2002 CLUB	AVG	G	AB	R	H	2B	3B	HR	RBI	BB	SO	SB	ML-S
San Jose	.251	123	466	65	117	15	7	1	40	48	124	14	0-000
San Jose	.257	130	471	61	121	20	5	8	62	28	83	21	0-000
MONTREAL	.260	104	292	30	76	12	0	9	40	30	81	2	17-046
Shreveport	.244	111	377	44	92	20	2	2	28	68	42	12	0-000
Ottawa	.329	119	431	57	142	34	0	16	82	39	58	1	3-075

2002 CLUB	AVG	G	AB	R	H	2B	3B	HR	RBI	BB	SO	SB	ML-S
Shreveport	.314	111	392	64	123	26	2	12	52	61	101	9	
Fresno	.250	29	100	18	25	2	1	3	10	20	35	2	0-000
Tulsa	.312	59	205	38	64	17	4	10	43	23	46	4	
Oklahoma	.276	27	98	19	27	2	4	7	23	13	23	2	
TEXAS	.209	69	158	17	33	4	0	4	14	17	45	4	5-132
San Jose	.328	73	244	42	80	18	2	7	45	36	64	11	
Shreveport	.216	40	148	14	32	8	0	1	16	6	35	3	0-000
Fresno	.292	91	319	45	93	18	4	11	40	34	76	7	2-078

40 ... Christiansen, Jason	LHP
41 ... Zerbe, Chad	LHP
43 ... Jensen, Ryan	RHP
45 ... Worrell, Tim	RHP
46 ... Rueter, Kirk	LHP
47 ... Rodriguez, Felix	RHP
48 ... Bonser, Boof	RHP-NR
49 ... Eyre, Scott	LHP
50 ... Estrella, Luis	RHP-NR
51 ... Torcato, Tony	OF
52 ... Lunsford, Trey	C
53 ... Urban, Jeff	LHP
54 ... Santos, Deivis	IF
55 ... Pujols, Luis	CCH
56 ... Ellison, Jason	OF
57 ... Williams, Jerome	RHP

58 ... Johnson, Mike	RHP-NR
59 ... Horgan, Joe	LHP-NR
60 ... Castillo, Alberto	C-NR
61 ... Hernandez, Livan	RHP
62 ... Cash, David	RHP-NR
63 ... Pachot, John	C-NR
64 ... Rodriguez, Guillermo	C-NR
65 ... Athas, Jamie	IF-NR
66 ... Chavez, Angel	IF-NR
67 ... Linden, Todd	OF-NR
68 ... Shabala, Adam	OF-NR
70 ... Simmons, Brian	OF-NR
71 ... Vitiello, Joe	IF-NR
72 ... Rivera, Ruben	OF-NR
73 ... Mendoza, Carlos	IF-NR

Milestones in Reach

Edgardo Alfonzo	62 RBI for 600 64 hits for 1,200
Felipe Alou	9 wins for 700 59 wins for 750 84 wins for 775 91 games for 1,500
Rich Aurilia	15 doubles for 10th place on SF list (Williams, 179) 24 doubles for 9th place on SF list (Bo. Bonds, 188) 136 games for 1,000 138 hits for 1,000
Marvin Benard	10 stolen bases for 10th place on SF list (Gladden, 94) 11 stolen bases for 9th place on SF list (C. Davis, 95) 16 stolen bases for 100
Jason Christiansen	40 games for 400
Jose Cruz, Jr.	14 stolen bases for 100 16 home runs for 150
Ray Durham	25 stolen bases for 250 194 hits for 1,500 302 at-bats for 5,000
Scott Eyre	35 games for 200
Marquis Grissom	14 stolen bases for 54th place on all-time list (Bob Bescher/Mike Tiernan, 428) 17 home runs for 200 27 stolen bases for 50th place on all-time list (Sherry Magee/Harry Stovey, 441) 73 games for 1,900 111 hits for 2,000
Livan Hernandez	2 shutouts for 10th place on SF list (Blue/Jones, 7) 19 games for 200 20 starts for 200
Robb Nen	2 games for 7th place on SF list/10th place on franchise list (Perry, 367) 4 saves for 10th place on all-time list (Rick Aguilera, 318) 6 saves for 9th place on all-time list (Roberto Hernandez, 320) 16 saves for 8th place on all-time list (John Wetteland, 330) 26 games for 9th place on franchise list (Schumacher, 391) 27 saves for 7th place on all-time list (Rollie Fingers, 341) 29 games for 6th place on SF list/8th place on franchise list (Barr, 394) 33 saves for 6th place on all-time list (Randy Myers, 347) 38 saves for 5th place on all-time list (Trevor Hoffman, 352) 38 games for 7th place on franchise list (Fitzsimmons, 403) 51 games for 5th place on SF list (Beck, 416)
Neifi Perez	52 hits for 1,000 138 games for 1,000
Felix Rodriguez	46 games for 400 78 games for 10th place on SF list (Garrelts, 352)
Kirk Rueter	5 wins for 5th place on SF list (Sanford, 89) 6 wins for 4th place on SF list (Barr, 90) 16 wins for 100 as Giant 26.2 innings pitched for 1,500
Benito Santiago	59 RBI for 900 85 games for 1,900
Jason Schmidt	9 games for 200 18 starts for 200 76 strikeouts for 1,000
J.T. Snow	4 hits for 1,200 18 doubles for 10th place on SF list (Williams, 179) 24 doubles for 250 28 RBI for 800 57 runs for 700 62 RBI for 10th place on SF list (Hart, 526) 150 games for 1,500
Tim Worrell	47 games for 200 as Giant 49 games for 500
Chad Zerbe	19 games for 100

REVIEW 2002



PETER MAGOWAN receives the Warren C. Giles Trophy, given to the National League champion, from Phillies chairman Bill Giles.

2002 Major League Standings

N.L. WEST	WON	LOST	PCT.	GB	LAST 10			HOME	ROAD	vs EAST	vs CENT	vs WEST	vs A.L.
					GAMES	STREAK	STREAK						
ARIZONA	98	64	605	-	4-6	WON 4	55-26	43-38	21-11	23-13	43-33	11-7	
SAN FRANCISCO	95	66	590	2.5	9-1	WON 8	50-31	45-35	17-14	23-13	47-29	8-10	
LOS ANGELES	92	70	568	6.0	7-3	LOST 1	46-35	46-35	20-12	20-16	40-36	12-6	
COLORADO	73	89	451	25.0	4-6	LOST 5	47-34	26-55	18-14	17-19	31-45	7-11	
SAN DIEGO	66	96	407	32.0	2-8	WON 1	41-40	25-56	16-16	13-23	29-47	8-10	

N.L. CENTRAL	WON	LOST	PCT.	GB	LAST 10			HOME	ROAD	vs EAST	vs CENT	vs WEST	vs A.L.
					GAMES	STREAK	STREAK						
ST. LOUIS	97	65	599	-	8-2	WON 2	52-29	45-36	11-19	57-33	21-9	8-4	
HOUSTON	84	78	519	13.0	3-7	LOST 3	47-34	37-44	16-14	49-41	14-16	5-7	
CINCINNATI	78	84	481	19.0	4-6	LOST 3	38-43	40-41	12-18	50-40	14-16	2-10	
PITTSBURGH	72	89	447	24.5	6-4	LOST 2	38-42	34-47	16-13	43-47	10-20	3-9	
CHICAGO	67	95	414	30.0	3-7	WON 2	36-45	31-50	12-18	36-54	13-17	6-6	
MILWAUKEE	56	106	346	41.0	2-8	LOST 2	31-50	25-56	7-23	35-55	12-18	2-10	

N.L. EAST	WON	LOST	PCT.	GB	LAST 10			HOME	ROAD	vs EAST	vs CENT	vs WEST	vs A.L.
					GAMES	STREAK	STREAK						
ATLANTA	101	59	631	-	6-4	LOST 1	52-28	49-31	47-28	24-12	15-16	15-3	
MONTREAL	83	79	512	19.0	7-3	WON 4	49-32	34-47	37-39	21-15	13-19	12-6	
PHILADELPHIA	80	81	497	21.5	6-4	LOST 1	40-40	40-41	34-41	22-14	14-18	10-8	
FLORIDA	79	83	488	23.0	6-4	WON 1	46-35	33-48	36-40	18-18	15-17	10-8	
NEW YORK	75	86	466	26.5	3-7	WON 1	38-43	37-43	35-41	20-15	10-22	10-8	

A.L. WEST	WON	LOST	PCT.	GB	LAST 10			HOME	ROAD	vs EAST	vs CENT	vs WEST	vs N.L.
					GAMES	STREAK	STREAK						
OAKLAND	103	59	636	-	8-2	WON 4	54-27	49-32	23-22	32-9	32-26	16-2	
ANAHEIM	99	63	611	4.0	4-6	WON 2	54-27	45-36	28-13	30-15	30-28	11-7	
SEATTLE	93	69	574	10.0	5-5	LOST 2	48-33	45-36	25-20	23-18	34-24	11-7	
TEXAS	72	90	444	31.0	3-7	LOST 4	42-39	30-51	25-16	18-27	20-38	9-9	

A.L. CENTRAL	WON	LOST	PCT.	GB	LAST 10			HOME	ROAD	vs EAST	vs CENT	vs WEST	vs N.L.
					GAMES	STREAK	STREAK						
MINNESOTA	94	67	584	-	6-4	WON 3	54-27	40-40	15-17	50-25	19-17	10-8	
CHICAGO	81	81	500	13.5	5-5	LOST 3	47-34	34-47	18-14	40-36	15-21	8-10	
CLEVELAND	74	88	457	20.5	7-3	WON 4	39-42	35-46	19-17	37-39	12-20	6-12	
KANSAS CITY	62	100	383	32.5	4-6	LOST 3	37-44	25-56	10-22	33-43	14-22	5-13	
DETROIT	55	106	342	39.0	1-9	LOST 4	33-47	22-59	11-25	29-46	9-23	6-12	

A.L. EAST	WON	LOST	PCT.	GB	LAST 10			HOME	ROAD	vs EAST	vs CENT	vs WEST	vs N.L.
					GAMES	STREAK	STREAK						
NEW YORK	103	58	640	-	8-2	WON 5	52-28	51-30	46-29	29-7	17-15	11-7	
BOSTON	93	69	574	10.5	7-3	WON 1	42-39	51-30	51-25	19-17	18-14	5-13	
TORONTO	78	84	481	25.5	8-2	WON 7	42-39	36-45	41-35	16-16	12-24	9-9	
BALTIMORE	67	95	414	36.5	0-10	LOST 12	34-47	33-48	26-50	8-14	14-22	9-9	
TAMPA BAY	55	106	342	48.0	5-5	LOST 1	30-51	25-55	25-50	13-19	10-26	7-11	

NATIONAL LEAGUE DIVISION LEADERS				
TEAM	WINS	LOSSES	PCT.	GB
ATLANTA	101	59	631	-
ST. LOUIS	97	65	599	-
ARIZONA	98	64	605	-

AMERICAN LEAGUE DIVISION LEADERS				
TEAM	WINS	LOSSES	PCT.	GB
NEW YORK	103	58	640	-
MINNESOTA	94	67	584	-
OAKLAND	103	59	636	-

NATIONAL LEAGUE WILD CARD RACE				
TEAM	WINS	LOSSES	PCT.	GB
SAN FRANCISCO	95	66	590	-
LOS ANGELES	92	70	568	3.5

AMERICAN LEAGUE WILD CARD RACE				
TEAM	WINS	LOSSES	PCT.	GB
ANAHEIM	99	63	611	-
BOSTON	93	69	574	6.0
SEATTLE	93	69	574	6.0

2002 National League Team Statistics

2002 NATIONAL LEAGUE CLUB BATTING

CLUB	GI																										
	AVG	G	AB	R	OR	H	TB	2B	3B	HR	GS	RBI	SH	SF	HP	BB	IBB	SO	SB	CS	DP	LOB	SHO	SLG	OBP		
COLORADO	.274	162	5512	778	899	1508	2329	283	41	152	5	726	49	50	56	497	40	1043	103	53	133	1094	7	423	337		
ST. LOUIS	.268	162	5505	787	648	1475	2337	285	26	175	8	758	83	49	67	542	77	927	86	42	123	1160	10	425	338		
ARIZONA	.267	162	5508	819	674	1471	2331	283	41	165	2	783	62	53	50	643	58	1016	92	46	130	1211	10	423	346		
SAN FRANCISCO	.267	162	5497	783	616	1465	2429	300	35	198	5	751	68	52	65	616	103	961	74	21	136	1241	7	442	344		
LOS ANGELES	.264	162	5554	713	643	1464	2273	286	29	155	3	893	67	44	53	428	50	940	96	37	140	1087	13	409	320		
HOUSTON	.262	162	5503	749	695	1441	2297	291	32	187	3	719	64	37	59	589	57	1120	71	27	144	1177	6	417	338		
MONTREAL	.261	162	5479	735	718	1432	2290	300	36	162	4	695	108	42	46	575	85	1104	118	64	123	1158	10	418	334		
FLORIDA	.261	162	5496	699	763	1433	2215	280	32	146	2	653	59	49	61	595	69	1130	177	73	129	1190	13	403	337		
ATLANTA	.260	161	5495	708	565	1428	2250	280	25	164	6	689	67	49	54	558	68	1028	76	39	147	1185	7	409	331		
PHILADELPHIA	.259	161	5523	710	724	1428	2330	325	41	165	2	676	67	39	53	640	70	1095	104	43	129	1260	3	422	339		
NEW YORK	.256	161	5496	690	703	1409	2171	238	22	160	2	650	75	30	63	486	46	1044	87	42	142	1111	7	395	322		
CINCINNATI	.253	162	5470	709	774	1386	2232	297	21	169	9	678	95	40	66	583	66	1188	116	52	119	1169	8	408	330		
MILWAUKEE	.253	162	5415	627	821	1369	2113	269	29	139	5	597	79	34	55	500	37	1125	94	50	144	1086	15	390	320		
SAN DIEGO	.253	162	5515	662	815	1393	2102	243	29	136	5	627	45	41	30	547	42	1062	71	44	132	1158	16	381	321		
CHICAGO	.246	162	5496	706	759	1351	2268	259	29	200	2	676	78	39	44	585	52	1269	63	21	117	1173	10	413	321		
PITTSBURGH	.244	161	5330	641	730	1300	2029	263	20	142	2	610	68	41	73	537	44	1109	86	49	97	1149	15	381	319		
TOTALS	.259	162	87794	11546	11546	35996	488	65	1134	895	964	1134	895	964	1134	1514	2085	157	331	703	18609	157	410	331			
			1294			22753	4482			2595		10961			689		8921				17161		703		18609		.410

2002 NATIONAL LEAGUE CLUB PITCHING

CLUB	OPP																			AVG
	W	L	ERA	G	CG	SHO	REL	SV	IP	H	R	ER	HR	HB	BB	IBB	SO	WP	BK	
ATLANTA	101	59	3.13	161	3	15	469	57	1467.1	1302	565	511	123	42	554	63	1058	40	4	.240
SAN FRANCISCO	95	66	3.54	162	10	13	417	43	1437.1	1349	616	566	116	36	523	44	992	36	2	.251
LOS ANGELES	92	70	3.69	162	4	15	423	56	1457.2	1311	643	598	165	46	555	45	1132	33	3	.242
ST. LOUIS	97	65	3.70	162	4	9	472	42	1446.1	1355	648	595	141	60	547	39	1009	40	2	.251
NEW YORK	75	86	3.89	161	9	10	451	36	1442.2	1408	703	624	163	55	543	75	1107	22	7	.256
ARIZONA	98	64	3.92	162	14	10	422	40	1446.2	1361	674	630	170	54	421	30	1303	48	11	.247
MONTREAL	83	79	3.97	162	9	3	437	39	1453.0	1475	718	641	165	46	508	80	1088	51	5	.265
HOUSTON	84	78	4.00	162	2	11	480	43	1445.0	1423	695	642	151	55	546	78	1219	38	3	.260
PHILADELPHIA	80	81	4.17	161	5	9	450	47	1449.2	1381	724	671	153	70	570	54	1075	68	5	.252
PITTSBURGH	72	89	4.23	161	2	7	458	47	1412.2	1447	730	664	163	55	572	93	920	34	5	.268
CINCINNATI	78	84	4.27	162	2	8	462	42	1453.2	1502	774	690	173	56	550	63	980	52	2	.269
CHICAGO	67	95	4.29	162	11	9	390	23	1441.1	1373	759	687	167	58	606	53	1333	44	2	.253
FLORIDA	79	83	4.36	162	11	12	461	38	1456.1	1449	763	706	151	58	631	48	1104	55	7	.262
SAN DIEGO	66	96	4.62	162	5	10	459	40	1436.1	1522	815	737	177	66	582	61	1108	51	4	.274
MILWAUKEE	56	106	4.73	162	7	4	446	32	1432.1	1468	821	752	199	62	665	82	1026	64	8	.268
COLORADO	73	89	5.20	162	1	8	506	43	1426.2	1554	898	825	225	64	582	49	920	42	6	.277
TOTALS	1296	1290	4.11	1294	99	153	7203	666	23105.0	22680	11546	10539	2602	883	8956	955	17374	718	76	.258

2002 NATIONAL LEAGUE CLUB FIELDING

CLUB	PCT	G	PO	A	E	TC	DP	TP	PB
HOUSTON	.986	162	4335	1663	83	6081	149	0	5
PHILADELPHIA	.986	161	4349	1700	88	6137	156	0	12
LOS ANGELES	.985	162	4373	1686	90	6149	134	0	12
SAN FRANCISCO	.985	162	4312	1630	90	6032	166	0	7
ARIZONA	.985	162	4340	1506	89	5935	116	0	13
ST. LOUIS	.983	162	4339	1674	103	6116	168	1	9
MILWAUKEE	.983	162	4297	1633	103	6033	154	0	12
FLORIDA	.983	162	4369	1636	106	6111	163	1	6
ATLANTA	.982	161	4402	1822	114	6338	170	0	12
COLORADO	.982	162	4280	1701	112	6093	158	0	12
PITTSBURGH	.982	161	4238	1899	115	6252	177	0	12
CINCINNATI	.981	162	4361	1773	120	6254	169	0	28
CHICAGO	.981	162	4324	1500	114	5938	144	0	15
SAN DIEGO	.979	162	4309	1681	128	6118	162	0	14
MONTREAL	.978	162	4359	1799	139	6297	160	1	12
NEW YORK	.976	161	4328	1628	144	6100	138	1	11
TOTALS	.982	1294	69315	26931	1738	97984	2484	4	192

2002 in Review

2002 Official Giants Batting Statistics

PLAYER	GI																PINCH HIT									
	AVG	G	AB	R	H	TB	2B	3B	HR	RBI	SH	SF	HP	BB	IBB	SO	SB	CS	DP	E	SLG	OBP	AB	H	HR	RBI
Aurilia, R	.257	133	538	76	138	222	35	2	15	61	3	7	4	37	0	90	1	2	15	11	.413	.305	2	1	0	0
Bell, D	.261	154	552	82	144	237	29	2	20	73	6	7	9	54	2	80	1	2	18	12	.429	.333	6	2	0	0
Benard, M	.276	65	123	16	34	50	9	2	1	13	0	0	1	7	0	26	5	1	3	0	.407	.321	32	6	0	3
Bonds, B	.370	143	403	117	149	322	31	2	46	110	0	2	9	198	68	47	9	2	4	8	.799	.582	3	0	0	0
Dunston, S	.231	72	147	7	34	42	5	0	1	9	1	1	1	3	0	33	1	0	0	0	.286	.250	24	4	1	3
Feliz, P	.253	67	146	14	37	49	4	1	2	13	0	1	0	6	1	27	0	0	2	3	.336	.281	25	6	0	2
Goodwin, T	.260	78	154	23	40	52	5	2	1	17	3	0	0	14	0	25	16	2	3	1	.338	.321	18	7	0	4
Kent, J	.313	152	623	102	195	352	42	2	37	108	0	3	4	52	3	101	5	1	20	16	.565	.368	1	0	0	0
Lofton, K	.267	47	180	30	48	73	10	3	3	9	1	0	1	23	0	22	7	3	1	0	.406	.353	2	0	0	0
Lunsford, T	.667	3	3	0	2	3	1	0	0	1	0	0	0	0	0	1	0	0	0	1	1.000	.667	0	0	0	0
Martinez, R	.271	72	181	26	49	75	10	2	4	25	0	1	4	14	2	26	2	0	1	8	.414	.335	6	1	0	2
Minor, D	.237	83	173	21	41	77	6	0	10	24	0	2	2	24	6	34	0	0	8	1	.445	.333	34	5	0	2
Mueller, B	.262	111	366	51	96	144	19	4	7	38	4	5	0	52	2	42	0	0	9	6	.393	.350	9	1	1	2
SF	.154	8	13	0	2	2	0	0	0	1	0	0	0	1	0	1	0	0	1	0	.154	.214	5	0	0	0
RIGHT	.000		1		0	0	0	0	0	0	0	0	0	0	0	0				0	.000	.000	1	0	0	0
LEFT	.167		12		2	2	0	0	0	1	0	0	0	1	0	1				1	.167	.231	4	0	0	0
Murray, C	.000	11	12	0	0	0	0	0	0	0	0	0	0	0	0	2	0	0	0	1	.000	.077	1	0	0	0
Ransom, B	.667	7	3	2	2	2	0	0	0	1	0	0	0	1	1	1	0	0	0	0	.667	.750	0	0	0	0
Sanders, R	.250	140	505	75	126	230	23	6	23	85	0	7	12	47	3	121	18	6	10	5	.455	.324	3	0	0	0
Santiago, B	.278	126	478	56	133	215	24	5	16	74	3	7	2	27	8	73	4	2	19	4	.450	.315	3	1	0	0
Shinjo, T	.238	118	362	42	86	134	15	3	9	37	3	3	6	24	2	46	5	0	5	6	.370	.294	2	1	0	0
Snow, J	.246	143	422	47	104	152	26	2	6	53	0	6	7	59	5	90	0	0	11	7	.360	.344	11	2	0	1
Torcatto, T	.273	5	11	0	3	4	1	0	0	0	0	0	0	0	0	2	0	0	0	0	.364	.273	3	0	0	0
Torrealba, Y	.279	53	136	17	38	54	10	0	2	14	3	0	2	14	2	20	0	0	11	2	.397	.355	1	0	0	0
PITCHERS	.181	162	332	30	60	82	14	1	2	23	45	5	1	10	0	93	0	0	4	4	.247	.204	2	0	0	0
Ainsworth, K	.167	6	6	1	1	2	1	0	0	0	1	0	0	0	0	1	0	0	0	0	.333	.167	0	0	0	0
Aybar, M	.000	15	1	0	0	0	0	0	0	0	0	0	0	0	0	0	0	0	0	0	.000	.000	0	0	0	0
Fultz, A	.000	44	1	0	0	0	0	0	0	0	0	0	0	0	0	0	0	0	0	0	.000	.000	0	0	0	0
Hernandez, L	.234	37	64	6	15	21	4	1	0	6	10	1	0	0	0	9	0	0	3	3	.328	.231	2	0	0	0
Jensen, R	.107	32	56	5	6	8	2	0	0	2	9	0	1	0	0	18	0	0	0	0	.143	.123	0	0	0	0
Nen, R	.500	68	2	0	1	1	0	0	0	0	0	0	0	0	0	1	0	0	0	0	.500	.500	0	0	0	0
Ortiz, R	.246	33	69	11	17	28	5	0	2	9	7	2	0	6	0	17	0	0	1	1	.406	.299	0	0	0	0
Rodriguez, F	1.000	71	1	1	1	1	0	0	0	0	0	0	0	0	0	0	0	0	0	0	1.000	1.000	0	0	0	0
Rueter, K	.177	35	62	3	11	11	0	0	0	3	13	2	0	2	0	11	0	0	0	0	.177	.197	0	0	0	0
Schmidt, J	.125	29	56	3	7	9	2	0	0	2	4	0	0	2	0	28	0	0	0	0	.161	.155	0	0	0	0
Witasick, J	.000	44	5	0	0	0	0	0	0	0	0	0	0	0	0	4	0	0	0	0	.000	.000	0	0	0	0
Worrell, T	.000	80	3	0	0	0	0	0	0	0	0	0	0	0	0	2	0	0	0	0	.000	.000	0	0	0	0
Zerbe, C	.167	50	6	0	1	1	0	0	0	1	1	0	0	0	0	2	0	0	0	0	.167	.167	0	0	0	0
SF GIANTS	.267	162	5497	783	1465	2429	300	35	198	751	68	52	65	616	3	961	74	21	136	90	.442	.344	184	36	1	17
OPPONENTS	.251	162	5382	616	1349	2001	242	31	116	591	72	43	36	523	44	992	87	36	138	124	.372	.319	236	43	5	23

Pinch-hit Home Runs (1): Dunston (April 15 at San Diego); Opponents: 5

2002 Official Giants Pitching Statistics

PITCHER	R/L	W	L	ERA	G	GS	CG	GF	SHO	SV	IP	H	R	ER	HR	HB	BB	IBB	SO	WP	BK	OPP
																						AVG
Ainsworth, K	R	1	2	2.10	6	4	0	0	0	0	25.2	22	7	6	1	1	12	0	15	1	0	.237
Aybar, M	R	1	0	2.51	15	0	0	4	0	0	14.1	16	6	4	1	1	3	2	11	0	1	.271
Brohawn, T	L	0	1	6.35	11	0	0	2	0	0	5.2	5	4	4	1	2	1	0	3	0	0	.227
Christiansen, J	L	0	1	5.40	6	0	0	2	0	0	5.0	6	3	3	1	0	2	0	1	0	0	.316
Eyre, S	L	0	0	1.59	21	0	0	3	0	0	11.1	11	4	2	0	0	7	1	7	1	0	.256
Fultz, A	L	2	2	4.79	43	0	0	12	0	0	41.1	47	22	22	4	3	19	3	31	1	0	.294
Hernandez, L	R	12	16	4.38	33	33	5	0	3	0	216.0	233	113	105	19	4	71	5	134	1	1	.283
Jensen, R	R	13	8	4.51	32	30	1	0	0	0	171.2	183	93	86	21	5	66	4	105	3	0	.278
Nathan, J	R	0	0	0.00	4	0	0	3	0	0	3.2	1	0	0	0	0	0	0	2	0	0	.083
Nen, R	R	6	2	2.20	68	0	0	66	0	43	73.2	64	19	18	2	1	20	8	81	1	0	.232
Ortiz, R	R	14	10	3.61	33	33	2	0	0	0	214.1	191	89	86	15	4	94	5	137	5	0	.241
Rodriguez, F	R	8	6	4.17	71	0	0	12	0	0	69.0	53	33	32	5	4	29	1	58	4	0	.212
Rueter, K	L	14	8	3.23	33	33	0	0	0	0	203.2	204	83	73	22	1	54	7	76	3	0	.262
Schmidt, J	R	13	8	3.45	29	29	2	0	2	0	185.1	148	78	71	15	2	73	1	196	12	0	.218
Witasick, J	R	1	0	2.37	44	0	0	9	0	0	68.1	58	19	18	3	4	21	3	54	3	0	.234
Worrell, T	R	8	2	2.25	80	0	0	23	0	0	72.0	55	21	18	3	0	30	2	55	0	0	.212
Zerbe, C	L	2	0	3.04	50	0	0	16	0	0	56.1	52	22	19	3	4	21	2	26	1	0	.248
SF GIANTS		95	66	3.54	162	162	10	152	13	43	1437.1	1349	616	566	116	36	523	44	992	36	2	.251
OPPONENTS		66	95	4.55	162	162	4	158	7	36	1424.2	1465	783	721	198	65	616	103	961	49	4	.267

Combined Shutouts (8): Ortiz, Christiansen and Worrell, April 3 at Los Angeles; Jensen, Rodriguez and Nen, April 4 at Los Angeles; Schmidt, Jensen, Rodriguez and Nen, May 4 vs. Cincinnati; Jensen and Nen, May 14 vs. Atlanta; Schmidt and Nen, May 28 vs. Arizona (10 inn.); Rueter, Witasick, Eyre and Nen, Aug. 31 at Arizona; Rueter, Fultz and Rodriguez, Sept. 6 vs. Arizona; Jensen, Zerbe, Witasick, Ainsworth, Nathan and Aybar, Sept. 29 vs. Houston.

2002 Bullpen Watch

Pitcher	G	Relief W-L-S	Blown Save	Inherited Runners/ Left On Base	1st Batter Faced/ Retired
Ainsworth	2	0-0-0	0	-/- (-.-%)	2/2 (100.0%)
Brohawn	11	0-1-0	0	5/5 (100.0%)	11/8 (72.7%)
Christiansen	6	0-1-0	0	2/2 (100.0%)	6/4 (66.7%)
Aybar	15	1-0-0	0	13/12 (92.3%)	15/10 (66.7%)
Eyre	21	0-0-0	0	14/9 (64.3%)	21/11 (52.4%)
Fultz	43	2-2-0	1	24/13 (54.2%)	43/31 (72.1%)
Jensen	2	1-0-0	0	2/2 (100.0%)	2/1 (50.0%)
Nathan	4	0-0-0	0	0/0 (-.-%)	4/4 (100.0%)
Nen	68	6-2-43	8	26/18 (69.2%)	67/49 (73.1%)
Rodriguez	71	8-6-0	6	39/25 (64.1%)	71/53 (74.6%)
Witasick	44	1-0-0	0	16/14 (87.5%)	44/30 (68.2%)
Worrell	80	8-2-0	1	42/28 (66.7%)	79/53 (67.1%)
Zerbe	50	2-0-0	1	30/20 (66.7%)	50/35 (70.0%)
GIANTS	152	29-14-43	17	213/148 (69.5%)	415/291 (70.1%)

2002 Giants Individual Fielding

PLAYER	PCT	G	GS	PO	A	E	TC	DP	TP	
PITCHERS (17)										
Ainsworth, K	1.000	6	4	1	8	0	9	0	0	
Aybar, M	1.000	15	0	2	1	0	3	0	0	
Brohawn, T	1.000	11	0	1	0	0	1	0	0	
Christiansen, J	.000	6	0	0	0	0	0	0	0	
Eyre, S	.000	21	0	0	0	0	0	0	0	
Fultz, A	1.000	43	0	2	6	0	8	0	0	
Hernandez, L	.959	33	33	18	53	3	74	7	0	
Jensen, R	1.000	32	30	11	19	0	30	4	0	
Nathan, J	1.000	4	0	0	2	0	2	0	0	
Nen, R	1.000	68	0	7	5	0	12	0	0	
Ortiz, R	.984	33	33	15	47	1	63	2	0	
Rodriguez, F	1.000	71	0	1	5	0	6	0	0	
Rueter, K	1.000	33	33	15	37	0	52	5	0	
Schmidt, J	1.000	29	29	5	15	0	20	0	0	
Witasick, J	1.000	44	0	2	5	0	7	0	0	
Worrell, T	1.000	80	0	2	10	0	12	0	0	
Zerbe, C	1.000	50	0	4	7	0	11	0	0	
FIRST BASE (6)										
Bell, D	1.000	2	2	13	4	0	17	2	0	
Dunston, S	1.000	1	1	6	0	0	6	0	0	
Kent, J	1.000	9	9	55	2	0	57	7	0	
Martinez, R	1.000	4	4	30	3	0	33	3	0	
Minor, D	.997	44	35	310	20	1	331	29	0	
Snow, J	.993	135	111	939	79	7	1025	104	0	
SECOND BASE (3)										
Bell, D	.943	12	10	21	29	3	53	6	0	
Kent, J	.978	149	142	293	411	16	720	113	0	
Martinez, R	.977	17	10	17	25	1	43	6	0	
THIRD BASE (4)										
Bell, D	.973	139	128	78	244	9	331	21	0	
Feliz, P	.966	44	32	29	57	3	89	9	0	
Martinez, R	1.000	2	0	2	0	0	2	0	0	
Mueller, B	1.000	3	2	2	3	0	5	0	0	
SHORTSTOP (6)										
Aurilia, R	.980	131	130	213	334	11	558	97	0	
Bell, D	1.000	3	3	4	7	0	11	1	0	
Dunston, S	.000	1	0	0	0	0	0	0	0	
Feliz, P	.000	1	0	0	0	0	0	0	0	
Martinez, R	.950	40	28	52	82	7	141	26	0	
Ransom, C	1.000	3	1	3	3	0	6	0	0	
OUTFIELDERS (11)										
Benard, M	1.000	38	17	50	3	0	53	0	0	
Bonds, B	.968	135	133	241	4	8	253	2	0	
Dunston, S	1.000	49	25	47	0	0	47	0	0	
Feliz, P	.000	1	0	0	0	0	0	0	0	
Goodwin, T	.990	53	31	98	0	1	99	0	0	
Lofton, K	1.000	45	44	116	3	0	119	0	0	
Martinez, R	1.000	3	2	8	0	0	8	0	0	
Murray, C	.917	10	2	10	1	1	12	0	0	
Sanders, R	.984	137	133	290	12	5	307	0	0	
Shinjo, T	.980	117	97	286	10	6	302	3	0	
Torcatto, T	1.000	3	2	2	0	0	2	0	0	
CATCHER (3)										
Lunsford, T	.800	3	0	4	0	1	5	0	0	
Santiago, B	.995	125	122	738	54	4	796	10	0	
Torrealba, Y	.993	53	40	269	20	2	291	3	0	

2002 San Francisco Giants Team Highlights

THE GIANTS...won their 18th National League pennant and made their 17th World Series appearance, 1st since 1989...1904 NL champs did not play in Fall Classic...became 3rd National League Wild Card team to advance to World Series, with only 1997 Florida club winning title...2000 Mets also won NL pennant...Giants' 17 World Series appearances are 3rd most in history behind Yankees (38) and Dodgers (18)...SF reached post season for 3rd time in last 6 seasons, claiming NL Wild Card after having won NL West titles in 1997 and 2000...SF finished 2nd in NL West, marking 1st time club has finished in either 1st- or 2nd-place for 6 consecutive years since 1917-25 when it accomplished feat 9 straight seasons, including World Championships in 1921 and '22...Giants posted 95-66 ledger, marking 1st time they've reached 90-win level for 3 straight seasons (97-65 in 2000 and 90-72 in 2001) since accomplishing feat 4 years in a row from 1964-67...95 victories tied for 4th-most victories (with 1965 team) since Giants moved West in 1958, with only 1962 and 1993 103-win clubs and 2000 97-win team posting more victories...Giants are one of only 3 teams with winning records each of last 5 seasons (1997-2001), matching New York Yankees and Atlanta...SF has only played 11 contests since beginning of 1997 season that haven't had any post season implications (final 9 contests in 1999 and last 2 in 2001)...only Atlanta and New York Yankees have fewer games, having been in post season each year...**MARK OF CONSISTENCY**...Giants own 3rd best record in NL since beginning of 2000 campaign, posting 282-203 mark (.581)...Atlanta (284-200, .587) owns best mark, while St. Louis (285-201, .586) is 2nd over 3-year stretch...since current ownership group took over reins of club in 1993, SF has 3rd best record in NL, posting 840-715 ledger (.540)...only Atlanta (952-600, .613) and Houston (840-714, .541) have fared better in NL over 10-year period...since Brian Sabean era began in 1997 campaign, Giants own 2nd best record in NL, logging 547-425 mark (.563)...only Atlanta (594-376, .612) has better ledger over 6-year stretch...**BATTING CHAMP**...Barry Bonds became only 4th Giant to win NL batting title and 1st in 48 years, pacing circuit with .370 mark to outdistance Colorado's Larry Walker (.338)...joined other Giants' champions Larry Doyle (1915, .320), Bill Terry (1930, .401) and Willie Mays (1954, .345)...he broke SF record for avg., and his ML-best .370 mark was highest in Giants annals since Terry set franchise mark of .401 in 1930...at 38 years and 67 days old, Bonds became oldest 1st-time batting champion...previous was Montreal's Al Oliver in 1982 when he was 35 years and 354 days old...Bonds is 3rd oldest to win batting title ever, with Ted Williams winning back-to-back championships in 1957 (39 years and 30 days) and 1958 (40 years and 29 days)...**MOVE OVER TED**...Bonds shattered Major League single-season on-base pct. record, with .582 mark...Ted Williams held old standard, posting .551 mark in 1941 for Boston Red Sox...**5-TIME MVP**...Bonds became 1st player in Major League history to earn 5 MVPs (1990, '92, '93, '01, '02) when he was unanimously voted 2002 winner...no other player has more than 3 MVPs...became 1st player in history to win consecutive MVPs 2 different times in his career (1992-93)...is already 5th National Leaguer and 11th player overall to win MVP awards in successive seasons (last player was Frank Thomas in 1993-94)...became 1st Giants player to win award 3 times...is 1 of only 3 players in franchise history to garner MVP twice, joining Carl Hubbell (1933 and '36) and Willie Mays (1954 and '65)...Giants are 1st team to win 3 consecutive NL honors since Cincinnati had Joe Morgan (1975-76) and George Foster (1977)...marked only 3rd time in NL history that club has claimed 3-straight MVP honors, with Cardinals first accomplishing feat in 1942-44 (Mort Cooper, Stan Musial and Marty Marion)...**600 CLUB**...Bonds became 4th member of elite 600 Home Run Club Aug. 9, with his solo HR off Pittsburgh's Kip Wells...joins Hank Aaron (755), Babe Ruth (714) and godfather Willie Mays (660) in famed 600 HR Club...clout came on 2-1 pitch from Wells at 9:24 pm PDT, solo HR to center field with 2 outs in bottom of 6th that brought Giants within 4-3...became 2nd-fastest player to reach 600-HR milestone in terms of both games played (2,395) and at-bats (8,212)...only Ruth was faster in each instance, with 2,044 games and 6,921 at-bats...posted quickest ascent from 500 HRs to 600 HRs among 4-man group, needing only 710 at-bats between milestone clouts...it took Ruth 1,121 at-bats...**NEN SETS FRANCHISE SAVE MARK**...Robb Nen established franchise record for saves with 206 during his Giants career to eclipse old mark of 199 by Rod Beck (1991-97)...moved past Beck Sept. 9, when he registered his 200th save in Giants uniform (37th of year)...**300TH SAVE**...Nen became just 16th pitcher in Major League history to register 300 saves, closing out Giants' 11-10 victory over Cubs Aug. 6...at age of 32, became youngest reliever to reach milestone...with 300th rescue coming in his 617th career relief appearance, became 5th-fastest to reach milestone...**AT PAC BELL**...Giants have posted 154-89 (.634) ledger at Pacific Bell Park since its opening in 2000, to share 2nd best home mark in majors over last 3 years with Oakland...only St. Louis (156-88, .639) has better home ledger...SF fashioned 50-31 home record in 2002, 4th best in NL...**SUCCESS ON THE ROAD**...SF posted 45-35 road mark for its 3rd consecutive winning road campaign...Giants hadn't accomplished feat since also logging 3 straight 1964-66...45 road wins were most by club since 1993, when it posted 53-28 away mark that season...

San Francisco Giants Highs and Lows—2002

CLUB

LONGEST WINNING STREAK:	8, Sept. 20-29
LONGEST LOSING STREAK:	4 (3 times), last: Aug. 14-18
MOST RUNS, GAME, SF:	18, July 2 at Colorado
MOST RUNS, GAME, OPPONENTS:	14, July 3 at Colorado
BIGGEST WINNING MARGIN:	13, July 2 at Colorado (18-5)
BIGGEST LOSING MARGIN:	10, July 3 at Colorado (4-14)
MOST RUNS, INNING, SF:	8, July 2 at Colorado (1st)
MOST RUNS, INNING, OPPONENTS:	7, July 3 at Colorado (2nd)
MOST HITS, GAME, SF:	23, July 2 at Colorado
FEWEST HITS, GAME, SF:	2 (twice), last: May 19 vs. Florida
MOST HITS, GAME, OPPONENTS:	18, July 26 vs. Los Angeles
FEWEST HITS, GAME, OPPONENTS:	2 (3 times), last: Sept. 25 vs. San Diego
MOST HITS, INNING, SF:	8, Aug. 4 at Pittsburgh (6th)
MOST HITS, INNING, OPPONENTS:	7, July 3 at Colorado (2nd)
MOST HOME RUNS, GAME, SF:	7, July 2 at Colorado
MOST HOME RUNS, GAME, OPPONENTS:	3 (5 times), last: July 31 at Philadelphia
MOST STOLEN BASES, GAME, SF:	5, July 11 vs. Colorado
MOST STOLEN BASES, GAME, OPPONENTS:	4, May 31 vs. Colorado
MOST DOUBLE PLAYS, GAME, SF:	5, Sept. 4 vs. Colorado
MOST DOUBLE PLAYS, GAME, OPPONENTS:	5, Aug. 26 at Colorado
MOST ERRORS, GAME, SF:	3 (3 times), last: July 17 at St. Louis
MOST ERRORS, GAME, OPPONENTS:	4 (3 times), last: Aug. 25 vs. Montreal
LONGEST GAME, EXTRA INNINGS:	12 (twice), last: July 19 at Los Angeles
LONGEST GAME, TIME:	4:20, July 19 at Los Angeles
LONGEST GAME, TIME-9 INNINGS:	3:58, Aug. 30 at Arizona
QUICKEST GAME:	2:14, April 25 at Chicago
LARGEST CROWD, HOME:	42,005, May 27 vs. Arizona
SMALLEST CROWD, HOME:	33,483, Sept. 3 vs. Colorado
SELLOUTS, HOME:	56, last: Sept. 29 vs. Houston
LARGEST CROWD, ROAD:	55,335, June 9 at New York (AL)

INDIVIDUAL BATTING

LONGEST HITTING STREAK:	13 games, Benito Santiago, May 10-29 Jeff Kent, July 6-21
MOST HITS, GAME:	5, Tsuyoshi Shinjo, July 2 at Colorado
MOST WALKS, GAME:	5, Barry Bonds, Sept. 12 at San Diego
MOST RUNS, GAME:	4 (3 times), last: Barry Bonds, Aug. 27 at Colorado
MOST DOUBLES:	3 (twice), last: Ramon Martinez, Aug. 16 at Florida
MOST TRIPLES, GAME:	1 (35 times), last: Tom Goodwin and Pedro Feliz, Sept. 29 vs. Houston
MOST HOME RUNS, GAME:	3, Barry Bonds, Aug. 27 at Colorado
BACK-TO-BACK HOME RUNS:	7 times, last: Kenny Lofton and Rich Aurilia, Sept. 21 at Milwaukee (7th)
BACK-TO-BACK-TO-BACK HOME RUNS:	J.T. Snow, Reggie Sanders and David Bell, Aug. 4 at Pittsburgh (6th)
GRAND SLAMS:	Tsuyoshi Shinjo, May 17 vs. Florida (off Loper) Barry Bonds, June 5 at San Diego (off Tankersley) Reggie Sanders, June 15 vs. Oakland (off Harang) Tsuyoshi Shinjo, July 2 at Colorado (off Neagle) Benito Santiago, Aug. 10 vs. Pittsburgh (off Lincoln)
PINCH HOME RUNS:	Shawon Dunston, April 15 at San Diego (off Jones)
PINCH GRAND SLAM:	none
LEAD-OFF HOME RUNS:	David Bell, May 10 at Montreal (off Vazquez) Kenny Lofton, July 30 at Philadelphia (off Myers)
HOME RUNS BY PITCHER:	Russ Ortiz, April 3 at Los Angeles (off Mulholland) Russ Ortiz, Sept. 18 at Los Angeles (off Ellis)
MOST RBI, GAME:	6, Jeff Kent, June 27 vs. San Diego
MOST STOLEN BASES, GAME:	2 (7 times), last: Tom Goodwin, Aug. 8 vs. Chicago

INDIVIDUAL PITCHING

MOST Ks, GAME, SF:	14, July 28 vs. Los Angeles
MOST Ks, GAME, SF PITCHER:	13 (twice), last: Jason Schmidt, Aug. 20 vs. New York
MOST Ks, GAME, OPPONENTS:	12 (twice), last: July 6 at Arizona
MOST Ks, GAME, OPPOSING PITCHER:	11, Curt Schilling, July 5 at Arizona
FEWEST HITS ALLOWED, CG, SF:	2, Livan Hernandez, Sept. 25 vs. San Diego
FEWEST HITS ALLOWED, CG, OPPOSING PITCHER:	3, A.J. Burnett, Aug. 18 at Florida
MOST WALKS, GAME, SF:	10, May 21 at Arizona
MOST WALKS, GAME, SF PITCHER:	7, Jason Schmidt, Aug. 16 at Atlanta
MOST WALKS, GAME, OPPONENTS:	10, April 29 vs. Philadelphia
MOST WALKS, GAME, OPPOSING PITCHER:	6 (4 times), last: Oliver Perez, Sept. 12 at San Diego
MOST INNINGS, GAME, STARTER:	9.0 (8 times), last: Livan Hernandez, Sept. 25 vs. San Diego
MOST INNINGS, GAME, RELIEVER:	6.1, Ryan Jensen, May 4 vs. Cincinnati
LONGEST SCORELESS INNINGS STREAK, SF:	28.0, Aug. 18 (7th)-21 (8th)
LONGEST SCORELESS INNINGS STREAK, STARTER:	20.0, Livan Hernandez, Aug. 14 (2nd)-Aug. 24 (5th)
LONGEST SCORELESS INNINGS STREAK, RELIEVER:	19.2, Tim Worrell, May 31-July 20
LONGEST WINNING STREAK:	7, Tim Worrell, April 5-July 17
LONGEST LOSING STREAK:	4 (twice), last: Livan Hernandez, June 18-July 3

2002 Won/Lost Breakdown

Home	Road	Day	Night	Extra Inning	SHO	1-Run
50-31	45-35	35-30	60-36	8-1	13-7	28-22

GIANTS' RECORD WHEN THEY...

Score first	65-24	Lead after 7	73-6	Comeback wins	37
Score 4 or +	71-17	Tied after 7	13-5	Last at-bat	22-9
Score 4-	22-49	Trail after 7	7-55	Extra Innings	8-1
Out-hit opp.	67-17	Lead after 8	78-2	Series Sweeps	10-1
Out-hit by opp.	17-47	Tied after 8	12-2	Series (W-L-S)	25-17-11
One-run games	28-22	Trail after 8	3-62	Doubleheaders	0-0-0

RECORD BY STARTING POSITION

- C:** Santiago (73-47)*, Torrealba (21-19)
- 1B:** Snow (69-41), Minor (17-18), Kent (4-4)*, Martinez (2-2), Bell (1-1), Dunston (1-0)
- 2B:** Kent (84-57), Bell (5-5), Martinez (5-4)*
- 3B:** Bell (79-49)*, Feliz (15-15), Mueller (0-2)
- SS:** Aurilia (82-46)*, Martinez (9-19), Bell (2-1), Ransom (1-0)
- LF:** Bonds (81-50)*, Goodwin (7-4), Dunston (4-6), Benard (2-4), Martinez (0-2)
- CF:** Shinjo (53-39)*, Lofton (27-16), Goodwin (7-6), Dunston (2-5), Benard (3-0), Murray (2-0)
- RF:** Sanders (80-50)*, Benard (5-3), Dunston (3-5), Shinjo (3-2), Goodwin (2-5), Torcato (1-1)
- DH:** Bonds (1-4), Minor (2-1), Dunston (1-0)

*-Started Aug. 15 game at ATL (3-3, 10 inn.)

RECORD BY BATTING ORDER POSITION

- 1st:** Bell (24-22)*, Lofton (27-15), Goodwin (14-10), Shinjo (12-6), Benard (9-4), Sanders (4-6), Dunston (3-3), Murray (2-0)
- 2nd:** Aurilia (76-35)*, Martinez (7-13), Bell (6-9), Dunston (3-4), Goodwin (2-4), Lofton (1-0), Feliz (0-1)
- 3rd:** Bonds (42-35), Kent (44-22)*, Aurilia (4-6), Sanders (3-1), Santiago (0-2), Snow (1-0), Dunston (1-0)
- 4th:** Kent (45-39), Bonds (40-19)*, Sanders (6-3), Minor (1-3), Snow (2-1), Santiago (1-1)
- 5th:** Santiago (33-23)*, Sanders (29-19), Snow (23-16), Minor (7-4), Aurilia (2-3), Dunston (1-0), Feliz (1-0), Bell (0-1)
- 6th:** Snow (33-14), Sanders (24-19)*, Santiago (17-10), Bell (12-8), Minor (5-5), Dunston (1-3), Feliz (1-1), Shinjo (1-1), Goodwin (0-2), Martinez (0-2), Benard (0-1), Mueller (0-1)
- 7th:** Shinjo (21-16), Bell (19-10), Sanders (16-4), Snow (10-10), Santiago (8-5), Minor (6-5), Martinez (5-4)*, Feliz (4-3), Dunston (1-5), Aurilia (2-1), Benard (1-1), Torcato (1-1), Torrealba (1-0), Mueller (0-1)
- 8th:** Shinjo (21-12)*, Torrealba (18-19), Bell (26-6), Santiago (14-6), Feliz (9-11), Martinez (4-8), Dunston (2-0), Snow (0-2), Minor (0-1), Benard (0-1), Ransom (1-0)
- 9th:** Shinjo (1-4), Torrealba (2-0), Feliz (1-1)

*-Started Aug. 15 game at ATL (3-3, 10 inn.)

RECORD BY DAY OF THE WEEK

Sunday:	13-13
Monday:	10-4
Tuesday:	18-7
Wednesday:	16-9
Thursday:	7-12
Friday:	13-13
Saturday:	18-8

MISCELLANEOUS RECORD

April:	15-11
May:	15-12
June:	15-12
July:	14-13
August:	18-10
September:	18-8
1st game of series:	32-22
Last game of series:	26-28
Rubber game of series:	6-9
Get-away day:	14-17

GIANTS SCORING BY INNINGS

	1	2	3	4	5	6	7	8	9	Extra	Total
Giants	107	74	103	78	68	109	102	75	58	9	783
Opponent	80	76	80	64	68	72	47	87	41	1	616

Longest Winning/Losing Streaks and Days in First Place — 1900-2002

	WON	LOST	DAYS IN 1ST	LAST DAY IN 1ST		WON	LOST	DAYS IN 1ST	LAST DAY IN 1ST
1900	4	12	—	—	1952	7	6	20	5/31
1901	7	8	23	6/14	1953	8	7	1	4/14
1902	7	13	1	4/17	1954	8	6	110	9/20*
1903	8	5	42	6/18	1955	6	6	—	—
1904	18	6	168	9/22	1956	5	8	2	4/18
1905	13	4	174	9/30*	1957	5	6	—	—
1906	10	4	25	5/27	1958	6	6	34	7/29
1907	17	7	25	5/29	1959	4	5	79	9/19
1908	11	4	44	10/7	1960	7	6	30	5/29
1909	9	4	—	—	1961	6	6	37	5/31
1910	9	5	10	5/7	1962	10	6	54	10/3*
1911	11	4	80	10/4*	1963	9	7	47	6/24
1912	16	4	151	9/26*	1964	5	6	36	7/15
1913	14	5	102	9/27*	1965	14	4	21	9/27
1914	6	6	100	9/7	1966	12	4	87	9/1
1915	5	7	2	4/15	1967	7	6	—	—
1916	26	8	—	—	1968	5	3	11	5/31
1917	6	3	151	9/24*	1969	9	5	29	9/22
1918	9	6	51	6/5	1970	5	4	1	4/11
1919	7	4	76	7/31	1971	9	7	176	9/30*
1920	6	5	—	—	1972	5	8	4	4/18
1921	10	6	32	9/28*	1973	7	5	66	6/16
1922	8	5	162	9/25*	1974	4	6	9	4/13
1923	11	6	174	9/28*	1975	7	8	—	—
1924	10	5	153	9/27*	1976	5	7	4	4/24
1925	8	6	75	8/1	1977	6	8	—	—
1926	7	6	11	4/29	1978	8	7	93	8/15
1927	10	6	19	5/20	1979	4	8	7	4/14
1928	9	8	32	8/21	1980	7	6	—	—
1929	6	5	7	4/25	1981	5	6	1	8/30
1930	9	5	28	5/17	1982	10	6	—	—
1931	8	4	5	5/29	1983	6	4	—	—
1932	6	7	—	—	1984	6	9	—	—
1933	8	7	126	9/19*	1985	4	10	2	4/12
1934	5	5	127	9/28	1986	6	4	37	7/20
1935	7	6	130	8/24	1987	7	6	89	9/28*
1936	15	6	55	9/24*	1988	6	6	2	4/9
1937	8	5	50	9/30*	1989	7	3	140	9/27*
1938	11	6	74	7/11	1990	9	6	—	—
1939	9	9	2	4/19	1991	11	7	—	—
1940	8	11	—	—	1992	5	9	32	6/1
1941	5	6	12	4/26	1993	7	8	152	10/2
1942	6	5	—	—	1994	9	6	43	5/15
1943	4	7	—	—	1995	4	5	12	6/7
1944	7	13	11	4/28	1996	4	10	—	—
1945	8	6	58	6/16	1997	9	4	137	9/27*
1946	5	7	2	4/17	1998	11	5	13	6/11
1947	5	8	18	6/18	1999	8	5	76	7/23
1948	7	7	23	6/14	2000	9	8	62	9/21*
1949	7	6	23	6/6	2001	9	4	23	5/15
1950	9	7	—	—	2002	8	4	33	5/15 (9/28)
1951	16	11	7	10/3*					

*Denotes date mathematically clinched pennant or division title; () Denotes date mathematically clinched wild card

2002 Giants Day-By-Day Record

#	Date	D/N	Opp	Winner	Loser	W/L	Score	Record	Pos.	GB	Club
	4/1		OFF DAY					T2	-0.5	AZ	
1	4/2	D	at LA	Hernandez (1-0)	Brown	W	9-2	1-0	2	-0.5	AZ
2	4/3	N	at LA	Ortiz (1-0)	Nomo	W	12-0	2-0	1	+0.5	AZ
3	4/4	N	at LA	Jensen (1-0)	Perez	W	3-0	3-0	1	+1.0	AZ/COL
4	4/5	D	SD	Worrell (1-0)	Reed	W	3-1(10)	4-0	1	+2.0	AZ/COL
5	4/6	D	SD	Fultz (1-0)	Jarvis	W	4-1	5-0	1	+2.0	AZ
6	4/7	D	SD	HERNANDEZ (2-0)	Tollberg	W	10-1	6-0	1	+2.0	AZ
	4/8		OFF DAY					6-0	1	+2.5	AZ
7	4/9	N	LA	Nomo	Ortiz (1-1)	L	0-3	6-1	1	+2.0	LA
8	4/10	N	LA	Nen (1-0)	Quantrill	W	2-1	7-1	1	+3.0	LA
9	4/11	D	LA	Daal	Rueter (0-1)	L	3-4	7-2	1	+2.0	LA
10	4/12	N	MIL	Ainsworth (1-0)	Sheets	W	5-1	8-2	1	+2.0	LA
11	4/13	D	MIL	Hernandez (3-0)	Figueroa	W	3-2	9-2	1	+2.5	AZ
12	4/14	D	MIL	Vizcaino	Rodriguez (0-1)	L	3-4	9-3	1	+1.5	AZ
13	4/15	N	at SD	Embree	Christiansen (0-1)	L	3-4	9-4	1	+0.5	AZ
14	4/16	N	at SD	Rueter (1-1)	Tomko	W	5-1	10-4	1	+0.5	AZ
15	4/17	N	at SD	Jarvis	Ainsworth (1-1)	L	3-5	10-5	1	+0.5	AZ
	4/18		OFF DAY					10-5	1	+0.5	AZ
16	4/19	N	at HOU	Hernandez (4-0)	Reynolds	W	3-2	11-5	1	+1.5	AZ/LA
17	4/20	D	at HOU	Ortiz (2-1)	Redding	W	13-9	12-5	1	+1.5	AZ/LA
18	4/21	D	at HOU	Mlicki	Jensen (1-1)	L	0-4	12-6	1	+0.5	AZ
	4/22		OFF DAY					12-6	1	+0.5	AZ
19	4/23	N	at CHI	Rueter (2-1)	Bere	W	12-4	13-6	1	+0.5	AZ
20	4/24	N	at CHI	Fultz (1-1)	Borowski	L	4-10	13-7	1	+0.5	AZ/LA
21	4/25	D	at CHI	Lieber	HERNANDEZ (4-1)	L	1-2	13-8	2	-0.5	AZ
22	4/26	N	at CIN	Sullivan	Rodriguez (0-2)	L	3-4	13-9	3	-1.5	AZ
23	4/27	D	at CIN	Rijo	Jensen (1-2)	L	4-8(8)	13-10	3	-1.5	AZ
24	4/28	D	at CIN	Rueter (3-1)	Haynes	W	5-4	14-10	3	-1.5	AZ/LA
25	4/29	N	PHI	Worrell (2-0)	Cormier	W	8-5	15-10	3	-1.0	AZ/LA
26	4/30	N	PHI	Padillia	Hernandez (4-2)	L	2-8	15-11	3	-1.0	AZ/LA
27	5/1	D	PHI	Rodriguez (1-2)	Botalico	W	2-1	16-11	T1st	--	AZ/LA
	5/2		OFF DAY					16-11	3rd	-0.5	AZ/LA
28	5/3	N	CIN	Rueter (4-1)	Rijo	W	6-1	17-11	2nd	-0.5	AZ
29	5/4	D	CIN	Jensen (2-2)	Haynes	W	3-0	18-11	2nd	-0.5	AZ
30	5/5	D	CIN	Nen (2-0)	Pineda	W	6-5(10)	19-11	2nd	-0.5	AZ
	5/6		OFF DAY					19-11	T1st	--	AZ
31	5/7	N	at NY	Ortiz (3-1)	Trachsel	W	5-1	20-11	T1st	--	AZ
32	5/8	N	at NY	Reuter (5-1)	Estes	W	8-2	21-11	T1st	--	AZ
33	5/9	N	at NY	Jensen (3-2)	Astacio	W	4-3	22-11	1st	+0.5	AZ
34	5/10	N	at MON	Vazquez	Hernandez (4-3)	L	3-6	22-12	1st	+0.5	AZ
35	5/11	N	at MON	Fultz (2-1)	Reames	W	3-2	23-12	1st	+0.5	AZ
36	5/12	D	at MON	Armas	Ortiz (3-2)	L	2-4	23-13	1st	+0.5	AZ
37	5/13	N	ATL	Worrell (3-0)	Hammond	W	7-6(11)	24-13	1st	+0.5	AZ
38	5/14	N	ATL	Jensen (4-2)	Moss	W	2-0	25-13	1st	+1.5	AZ
39	5/15	D	ATL	Maddux	Hernandez (4-4)	L	1-6	25-14	1st	+0.5	AZ
40	5/16	D	ATL	Marquis	Schmidt (0-1)	L	4-5	25-15	2nd	-0.5	AZ
41	5/17	N	FLA	Ortiz (4-2)	Dempster	W	9-3	26-15	2nd	-0.5	AZ
42	5/18	D	FLA	Rueter (6-1)	Penny	W	10-5	27-15	2nd	-0.5	AZ
43	5/19	D	FLA	Beckett	Jensen (4-3)	L	2-4	27-16	2nd	-0.5	AZ
	5/20		OFF DAY					27-16	2nd	-0.5	AZ
44	5/21	N	at AZ	Johnson	Fultz (2-2)	L	4-9	27-17	2nd	-1.5	AZ
45	5/22	N	at AZ	Zerbe (1-0)	Morgan	W	12-5	28-17	2nd	-0.5	AZ
	5/23		OFF DAY					28-17	2nd	-0.5	AZ
46	5/24	N	at COL	Stark	Ortiz (4-3)	L	5-8	28-18	2nd	-1.5	AZ
47	5/25	D	at COL	Nichting	Rueter (6-2)	L	3-6	28-19	2nd	-1.5	AZ
48	5/26	D	at COL	Jennings	Jensen (4-4)	L	6-10	28-20	2nd	-2.5	AZ
49	5/27	D	AZ	Hernandez (5-4)	Anderson	W	7-3	29-20	2nd	-1.5	AZ
50	5/28	N	AZ	Nen (3-0)	Myers	W	1-0(10)	30-20	2nd	-0.5	AZ
51	5/29	N	AZ	Schilling	Ortiz (4-4)	L	3-7	30-21	T2nd	-1.5	AZ
52	5/30	D	AZ	Helling	Rueter (6-3)	L	0-1	30-22	3rd	-2.5	AZ
53	5/31	N	COL	Jennings	Jensen (4-5)	L	2-6	30-23	3rd	-3.5	AZ
54	6/1	D	COL	Hampton	Hernandez (5-5)	L	4-5	30-24	3rd	-3.5	AZ
55	6/2	N	COL	Schmidt (1-1)	Thomson	W	9-2	31-24	3rd	-2.5	AZ
56	6/3	N	at SD	Ortiz (5-4)	Middlebrook	W	11-3	32-24	3rd	-2.5	AZ
57	6/4	N	at SD	Rueter (7-3)	Jones	W	3-1	33-24	3rd	-1.5	AZ/LA
58	6/5	D	at SD	Jensen (5-5)	Tankersley	W	12-2	34-24	3rd	-1.5	AZ
	6/6		OFF DAY					34-24	3rd	-1.5	AZ
59	6/7	N	at NYY	Mussina	Hernandez (5-6)	L	1-2	34-25	3rd	-2.5	AZ
60	6/8	D	at NYY	Schmidt (2-1)	Rivera	W	4-3	35-25	3rd	-2.5	AZ

#	Date	D/N	Opp	Winner	Loser	W/L	Score	Record	Pos.	GB	Club
61	6/9	D	at NYY	Clemens	Rodriguez (1-3)	L	2-4	35-26	3rd	-3.5	AZ
62	6/10	N	at TOR	Thurman	Rueter (7-4)	L	5-6	35-27	3rd	-3.5	AZ
63	6/11	N	at TOR	Jensen (6-5)	Lyon	W	9-2	36-27	3rd	-2.5	AZ
64	6/12	N	at TOR	Hernandez (6-6)	Halladay	W	6-3	37-27	3rd	-2.5	AZ
	6/13		OFF DAY					37-27	3rd	-2.5	AZ
65	6/14	N	OAK	Hudson	Schmidt (2-2)	L	2-3	37-28	3rd	-2.5	AZ
66	6/15	D	OAK	Zerbe (2-0)	Harang	W	6-2	38-28	3rd	-2.5	AZ
67	6/16	D	OAK	Zito	Rueter (7-5)	L	1-2	38-29	3rd	-3.5	AZ
	6/17		OFF DAY					38-29	3rd	-3.5	AZ
68	6/18	N	TB	Kennedy	Hernandez (6-7)	L	3-8	38-30	3rd	-4.5	AZ
69	6/19	N	TB	SCHMIDT (3-2)	Rupe	W	8-0	39-30	3rd	-3.5	AZ
70	6/20	D	TB	Ortiz (6-4)	Sturtze	W	10-2	40-30	3rd	-3.5	AZ
71	6/21	N	BAL	Rodriguez (2-3)	Bauer	W	4-3	41-30	3rd	-3.5	AZ
72	6/22	D	BAL	Driskill	Jensen (6-6)	L	2-4	41-31	3rd	-3.5	AZ/LA
73	6/23	D	BAL	Johnson	Hernandez (6-8)	L	1-3	41-32	3rd	-4.5	LA
74	6/24	N	at SD	Worrell (4-0)	Hoffman	W	7-6	42-32	3rd	-3.5	LA
75	6/25	N	at SD	Myers	Rodriguez (2-4)	L	7-10	42-33	3rd	-4.5	LA
76	6/26	D	SD	Witasick (1-0)	Myers	W	6-5(12)	43-33	3rd	-4.5	LA
77	6/27	D	SD	Jensen (7-6)	Middlebrook	W	11-6	44-33	3rd	-4.5	LA
78	6/28	N	at OAK	Mulder	Hernandez (6-9)	L	6-10	44-34	3rd	-5.5	LA
79	6/29	N	at OAK	Schmidt (4-2)	Lidle	W	5-3	45-34	3rd	-4.5	LA
80	6/30	D	at OAK	HUDSON	Ortiz (6-5)	L	0-7	45-35	3rd	-4.5	LA
81	7/1	N	at COL	Rodriguez (3-4)	Jimenez	W	8-6	46-35	3rd	-4.5	LA
82	7/2	N	at COL	JENSEN (8-6)	Neagle	W	18-5	47-35	3rd	-4.5	LA
83	7/3	N	at COL	Jennings	Hernandez (6-10)	L	4-14	47-36	3rd	-4.5	LA
84	7/4	D	at AZ	Anderson	Schmidt (4-3)	L	3-6	47-37	3rd	-4.5	LA
85	7/5	N	at AZ	SCHILLING	ORTIZ (6-6)	L	1-2	47-38	3rd	-5.5	LA
86	7/6	N	at AZ	Worrell (5-0)	Mantei	W	2-3	48-38	3rd	-5.5	LA
87	7/7	D	at AZ	Jensen (9-6)	Helling	W	5-2	49-38	3rd	-4.5	LA

ALL-STAR BREAK RECORD: 49-38

#	Date	D/N	Opp	Winner	Loser	W/L	Score	Record	Pos.	GB	Club
88	7/11	N	COL	Worrell (6-0)	Jimenez	W	3-2	50-38	3rd	-3.5	LA
89	7/12	N	COL	HERNANDEZ (7-10)	Hampton	W	9-0	51-38	3rd	-2.5	LA
90	7/13	D	COL	Schmidt (5-3)	Thomson	W	6-1	52-38	3rd	-2.0	AZ
91	7/14	D	COL	Chacon	Rueter (7-6)	L	3-5	52-39	3rd	-2.5	LA
92	7/15	N	AZ	Jensen (10-6)	Helling	W	6-3	53-39	3rd	-1.5	LA
93	7/16	D	AZ	Johnson	Rodriguez (3-5)	L	3-5	53-40	3rd	-2.0	AZ
94	7/17	N	at STL	Worrell (7-0)	Veres	W	5-4	54-40	3rd	-2.0	AZ
95	7/18	N	at STL	Morris	Schmidt (5-4)	L	1-5	54-41	3rd	-2.0	AZ
96	7/19	N	at LA	Nen (4-0)	Mota	W	3-2(12)	55-41	2nd	-1.0	AZ
97	7/20	D	at LA	Quantrill	Rodriguez (3-6)	L	2-4	55-42	3rd	-2.0	AZ
98	7/21	N	at LA	Ortiz (7-6)	Carrara	W	6-4	56-42	2nd	-1.0	AZ
99	7/22	N	STL	Hackman	Worrell (7-1)	L	3-5	56-43	2nd	-2.0	AZ
100	7/23	N	STL	Morris	Schmidt (5-5)	L	0-4	56-44	3rd	-3.0	AZ
101	7/24	D	STL	Rueter (8-6)	Benes	W	6-4	57-44	2nd	-3.0	AZ
102	7/25	D	STL	Smith	Jensen (10-7)	L	3-4	57-45	T2nd	-4.0	AZ
103	7/26	N	LA	Nomo	Ortiz (7-7)	L	6-11	57-46	3rd	-5.0	AZ
104	7/27	D	LA	Daal	Hernandez (7-11)	L	1-5	57-47	3rd	-6.0	AZ
105	7/28	D	LA	Schmidt (6-5)	Ashby	W	3-1	58-47	3rd	-6.0	AZ
	7/29		OFF DAY					58-47	3rd	-6.0	AZ
106	7/30	N	at PHI	Rueter (9-7)	Myers	W	10-3	59-47	T2nd	-5.0	AZ
107	7/31	N	at PHI	Timlin	Brohawn (0-1)	L	6-8	59-48	3rd	-6.0	AZ
108	8/1	N	at PHI	Wolf	ORTIZ (7-8)	L	1-2	59-49	3rd	-6.0	AZ
109	8/2	N	at PIT	Boehringer	Nen (4-1)	L	5-6	59-50	3rd	-6.5	AZ
110	8/3	N	at PIT	Schmidt (7-5)	Wells	W	11-6	60-50	3rd	-7.0	AZ
111	8/4	D	at PIT	Rueter (10-6)	Benson	W	10-5	61-50	3rd	-7.0	AZ
	8/5		OFF DAY					61-50	3rd	-7.5	AZ
112	8/6	N	CHI	Worrell (8-1)	Farnsworth	W	11-10	62-50	2nd	-6.5	AZ
113	8/7	N	CHI	Nen (5-1)	Alfonseca	W	4-3(10)	63-50	2nd	-6.5	AZ
114	8/8	D	CHI	Clement	Hernandez (7-12)	L	3-9	63-51	3rd	-6.5	AZ
115	8/9	N	PIT	Wells	Schmidt (7-6)	L	3-4	63-52	3rd	-7.5	AZ
116	8/10	D	PIT	Aybar (1-0)	Lincoln	W	8-3	64-52	3rd	-7.5	AZ
117	8/11	D	PIT	Nen (6-1)	Williams	W	5-4(11)	65-52	3rd	-7.5	AZ
	8/12		OFF DAY					65-52	3rd	-7.5	AZ
118	8/13	N	at ATL	Ortiz (8-8)	Maddux	W	7-2	66-52	2nd	-7.5	AZ
119	8/14	N	at ATL	Glavine	Hernandez (7-13)	L	0-1	66-53	3rd	-8.5	AZ
120	8/15	N	at ATL&	GAME CALLED				66-53	3rd	-9.0	AZ
121	8/16	N	at FLA	Tejera	Rueter (10-7)	L	2-4	66-54	3rd	-10.0	AZ
122	8/17	N	at FLA	Beckett	Jensen (10-8)	L	3-7	66-55	3rd	-11.0	AZ
123	8/18	D	at FLA	BURNETT	Ortiz (8-9)	L	0-3	66-56	3rd	-11.0	AZ
124	8/19	D	at FLA	HERNANDEZ (8-13)	Tavarez	W	3-0	67-56	3rd	-10.5	AZ

#	Date	D/N	Opp	Winner	Loser	W/L	Score	Record	Pos.	GB	Club
125	8/20	N	NY	SCHMIDT (8-6)	Leiter	W	1-0	68-56	3rd	-10.5	AZ
126	8/21	N	NY	Rueter (11-7)	Thomson	W	3-1	69-56	3rd	-10.5	AZ
127	8/22	D	NY	Jensen (11-8)	Bacsik	W	3-1	70-56	3rd	-10.5	AZ
128	8/23	N	MON	Ohka	Ortiz (8-10)	L	2-7	70-57	3rd	-11.5	AZ
129	8/24	D	MON	Colon	Hernandez (8-14)	L	2-7	70-58	3rd	-11.5	AZ
130	8/25	D	MON	Schmidt (9-6)	Vazquez	W	8-4	71-58	3rd	-11.5	AZ
131	8/26	N	at COL	Rodriguez (4-6)	T. Jones	W	4-3	72-58	3rd	-11.5	AZ
132	8/27	N	at COL	Rodriguez (5-6)	T. Jones	W	7-4	73-58	3rd	-10.5	AZ
133	8/28	N	at COL	Ortiz (9-10)	Jennings	W	9-1	74-58	3rd	-9.5	AZ
134	8/29	D	at COL	Hernandez (9-14)	Hampton	W	10-6	75-58	3rd	-9.0	AZ
135	8/30	N	at AZ	Schmidt (10-6)	Johnson	W	7-6	76-58	3rd	-8.0	AZ
136	8/31	D	at AZ	Rueter (12-7)	Schilling	W	5-0	77-58	3rd	-7.0	AZ
137	9/1	N	at AZ	Kim	Nen (6-2)	L	6-7	77-59	3rd	-8.0	AZ
	9/2		OFF DAY					77-59	3rd	-7.5	AZ
138	9/3	N	COL	Ortiz (10-10)	Hampton	W	4-2	78-59	3rd	-6.5	AZ
139	9/4	N	COL	Neagle	Hernandez (9-15)	L	1-2	78-60	3rd	-7.5	AZ
140	9/5	N	AZ	Schilling	Schmidt (10-7)	L	5-8	78-61	3rd	-8.5	AZ
141	9/6	N	AZ	Rodriguez (6-6)	Fetters	W	1-0	79-61	3rd	-7.5	AZ
142	9/7	D	AZ	Rodriguez (7-6)	Kim	W	4-3	80-61	3rd	-6.5	AZ
143	9/8	D	AZ	Ortiz (11-10)	Anderson	W	3-1	81-61	3rd	-5.5	AZ
144	9/9	N	LA	Hernandez (10-15)	Perez	W	6-5	82-61	T2nd	-5.5	AZ
145	9/10	N	LA	Schmidt (11-7)	Brown	W	5-2	83-61	2nd	-5.5	AZ
146	9/11	D	LA	Nomo	Rueter (12-8)	L	3-7	83-62	T2nd	-6.5	AZ
147	9/12	N	at SD	Hoffman	Worrell (8-2)	L	2-3(10)	83-63	T2nd	-7.0	AZ
148	9/13	N	at SD	Ortiz (12-10)	Lawrence	W	10-3	84-63	2nd	-6.0	AZ
149	9/14	N	SD	Hernandez (11-15)	Tomko	W	12-4	85-63	2nd	-6.0	AZ
150	9/15	D	SD	Peavy	Ainsworth (1-2)	L	1-4	85-64	2nd	-7.0	AZ
151	9/16	N	at LA	Nomo	Schmidt (11-8)	L	6-7	85-65	T2nd	-7.5	AZ
152	9/17	N	at LA	Rueter (13-8)	Daal	W	6-4	86-65	2nd	-6.5	AZ
153	9/18	N	at LA	Ortiz (13-10)	Ellis	W	7-4	87-65	2nd	-6.5	AZ
154	9/19	N	at LA	Perez	Hernandez (11-16)	L	3-6	87-66	2nd	-7.5	AZ
155	9/20	N	at MIL	Jensen (12-8)	Neugebauer	W	5-1	88-66	2nd	-6.5	AZ
156	9/21	N	at MIL	Schmidt (12-8)	Diggins	W	3-1	89-66	2nd	-5.5	AZ
157	9/22	D	at MIL	Rodriguez (8-6)	Vizcaino	W	3-1	90-66	2nd	-4.5	AZ
	9/23		OFF DAY					90-66	2nd	-4.0	AZ
158	9/24	N	SD	Ortiz (14-10)	Perez	W	12-3	91-66	2nd	-3.0	AZ
159	9/25	N	SD	HERNANDEZ (12-16)	Condrey	W	6-0	92-66	2nd	-2.0	AZ
	9/26		OFF DAY					92-66	2nd	-2.5	AZ
160	9/27	N	HOU	Schmidt (13-8)	Miller	W	2-1	93-66	2nd	-2.5	AZ
161	9/28	D	HOU	Rueter (14-8)	Robertson	W	5-3	94-66	2nd	-2.5	AZ
162	9/29	D	HOU	Jensen (13-8)	Oswalt	W	7-0	95-66	2nd	-2.5	AZ

FINAL 2002 RECORD: 95-66

Pitcher's name in CAPS indicates complete game performance. () Indicates extra inning game.
&-Aug. 15 game at Atlanta called due to rain.

Disabled List

Player	Injury	Date	Games Missed	SF's Record
Jason Schmidt	Right groin strain	March 30-April 23	19	13-6
Jeff Kent	Left wrist fracture	March 30-April 5	4	4-0
Damon Minor	Left patella tendinitis	April 6-22	14	8-6
Jason Christiansen	Left elbow surgery	April 20-Sept. 29	144*	83-60
Shawon Dunston	Left rib strain	May 7-20	13	8-5
Rich Aurilia	Bone chips in right elbow	May 21-June 3	13	5-8
Ramon Martinez	Concussion	June 4-15	10	6-4
Marvin Benard	Torn cartilage left knee	July 3-Aug. 31	54*	30-23
Tsuyoshi Shinjo	Right hamstring strain	July 26-Aug. 12	15	8-7
Jay Witasick	Left foot contusion	July 27-Aug. 15	17*	9-7
Shawon Dunston	Right hip pointer/thumb sprain	Aug. 13-31	19*	12-6
Manny Aybar	Right hip flexor	Aug. 15-31	16*	10-5

Team

337

* Games missed includes 3-3, 10 inn. tie Aug. 15 at ATL

2002-03 Player Transactions

Date	Player	Transaction
March 10	Manny Aybar	Cleared waivers; outrighted to Fresno.
March 12	Deivis Santos	Optioned to Shreveport.
March 13	Carlos Valderrama	Optioned to Shreveport.
March 20	Nelson Castro	Optioned to Fresno.
	Felix Diaz	Optioned to Fresno.
	Arturo McDowell	Optioned to Shreveport.
	Cody Ransom	Optioned to Fresno.
	Tony Torcato	Optioned to Fresno.
	Jeff Urban	Optioned to Fresno.
March 27	Felix Escalona	Claimed by Tampa Bay on waivers.
March 29	Joe Nathan	Optioned to Fresno.
March 30	Felix Diaz	Option transfer to Shreveport.
	Edwards Guzman	Optioned to Fresno.
	Jeff Kent	Placed on 15-day Disabled List (left wrist fracture); retro to March 21.
	Jason Schmidt	Placed on 15-day Disabled List (right groin strain); retro to March 21.
	Chad Zerbe	Optioned to Fresno.

2002 OPENING DAY ROSTER

Pitchers (11): Kurt Ainsworth, Jason Christiansen, Aaron Fultz, Livan Hernandez, Ryan Jensen, Robb Nen, Russ Ortiz, Felix Rodriguez, Kirk Rueter, Jay Witasick and Tim Worrell

Catchers (2): Benito Santiago and Yorvit Torrealba

Infielders (6): Rich Aurilia, David Bell, Pedro Feliz, Ramon Martinez, Damon Minor and J.T. Snow

Outfielders (6): Marvin Benard, Barry Bonds, Shawon Dunston, Calvin Murray, Reggie Sanders and Tsuyoshi Shinjo

April 6	Jeff Kent	Activated from Disabled List.
	Damon Minor	Placed on 15-day Disabled List (left patella tendinitis).
April 12	Damon Minor	Placed on rehabilitation assignment at Fresno.
April 13	Jason Schmidt	Placed on rehabilitation assignment at Fresno.
April 20	Jason Christiansen	Placed on 15-day Disabled List (left elbow tendinitis); retro to April 16.
	Chad Zerbe	Recalled from Fresno.
April 22	Calvin Murray	Traded to Texas for cash considerations.
April 23	Damon Minor	Recalled from rehabilitation assignment; activated from Disabled List.
April 24	Kurt Ainsworth	Optioned to Fresno.
	Jason Schmidt	Recalled from rehabilitation assignment; activated from Disabled List.
May 7	Shawon Dunston	Placed on 15-day Disabled List (left rib cage strain); retro to May 6.
	Tom Goodwin	Purchased contract from Fresno.
May 21	Rich Aurilia	Placed on 15-day Disabled List (bone chips in right elbow); retro to May 20.
May 20	Shawon Dunston	Activated from Disabled List.
June 4	Rich Aurilia	Activated from Disabled List.
	Ramon Martinez	Placed on 15-day Disabled List (concussion); retro to June 1.
June 10	Jason Pearson	Claimed on waivers from San Diego; optioned to Fresno.
June 16	Tom Goodwin	Designated for assignment.
	Ramon Martinez	Activated from Disabled List.
June 21	Tom Goodwin	Outrighted to Fresno.
July 3	Marvin Benard	Placed on 15-day Disabled List (torn cartilage in left knee); retro to July 2.
	Tom Goodwin	Purchased contract from Fresno.
July 16	Aaron Fultz	Optioned to Fresno.
July 17	Troy Brohawn	Purchased contract from Fresno.
July 26	Tsuyoshi Shinjo	Placed on 15-day Disabled List (right hamstring strain).
	Tony Torcato	Recalled from Fresno.
July 27	Manny Aybar	Purchased contract from Fresno.
	Jason Christiansen	Transferred to 60-day Disabled List.
	Jay Witasick	Placed on 15-day Disabled List (left foot contusion).
July 28	Kenny Lofton	Acquired from Chicago White Sox in exchange for RHP Felix Diaz and LHP Ryan Meaux.
July 29	Tony Torcato	Optioned to Fresno.
Aug. 8	Scott Eyre	Awarded on waiver claim from Toronto.
	Jason Pearson	Designated for assignment.
Aug. 9	Troy Brohawn	Outrighted to Fresno.
	Tsuyoshi Shinjo	Placed on rehabilitation assignment at Fresno.

Date	Player	Transaction
Aug. 10	Jay Witasick	Placed on rehabilitation assignment at Fresno.
Aug. 12	Jason Pearson	Outrighted to Fresno.
Aug. 13	Tsuyoshi Shinjo Shawon Dunston	Recalled from rehabilitation assignment; activated from Disabled List. Placed on 15-day Disabled List (right hip pointer and right sprained thumb); retro to Aug. 9.
Aug. 15	Manny Aybar Jay Witasick	Placed on 15-Day Disabled List (right hip flexor). Recalled from rehabilitation assignment; activated from Disabled List.
Aug. 27	Manny Aybar	Placed on rehabilitation assignment at Fresno.
Sept. 1	Manny Aybar Marvin Benard Troy Brohawn Shawon Dunston Aaron Fultz Tony Torcato	Recalled from rehabilitation assignment; activated from Disabled List. Activated from Disabled List. Purchased contract from Fresno. Activated from Disabled List. Recalled from Fresno. Recalled from Fresno.
Sept. 3	Kurt Ainsworth Nelson Castro Trey Lunsford Bill Mueller Cody Ransom	Recalled from Fresno. Designated for assignment. Purchased contract from Fresno. Acquired from Chicago Cubs in exchange for RHP Jeff Verplancke. Recalled from Fresno.
Sept. 4	Arturo McDowell	Designated for assignment.
Sept. 6	Nelson Castro Arturo McDowell	Outrighted to Fresno. Outrighted to Fresno.
Sept. 20	Benito Santiago	Suspended by Commissioners Office.
Oct. 11	Troy Brohawn	Outrighted to Fresno.
Oct. 28	Shawon Dunston Bill Mueller	Elected free agency. Elected free agency.
Oct. 29	Jeff Kent	Elected free agency.
Oct. 31	David Bell Reggie Sanders	Declined mutual option; elected free agency. San Francisco declined mutual option; became free agent.
Nov. 4	Kenny Lofton	Elected free agency.
Nov. 8	Tom Goodwin	Elected free agency.
Nov. 15	Tsuyoshi Shinjo	Requested waivers for the purpose of his unconditional release.
Nov. 21	Jason Ellison Lance Niekro Neifi Perez Jerome Williams	Purchased contract from Fresno. Purchased contract from Shreveport. Awarded on waiver claim from Kansas City. Purchased contract from Fresno.
Dec. 8	Ray Durham Marquis Grissom	Signed as free agent. Signed as free agent.
Dec. 16	Edgardo Alfonzo	Signed as free agent.
Dec. 17	Russ Ortiz	Traded to Atlanta in exchange for LHP Damian Moss.
Jan. 29	Jose Cruz, Jr.	Signed as free agent.

2002 Home Attendance

#	Date	Day	D/N	Opponent	Attendance	Series	Season
1	4/5	Fri.	D	San Diego	41,714		41,714
2	4/6	Sat.	D	San Diego	40,894		82,608
3	4/7	Sun.	D	San Diego	40,819	123,427	123,427
4	4/9	Tues.	N	Los Angeles	40,706		164,133
5	4/10	Wed.	N	Los Angeles	40,762		204,895
6	4/11	Thurs.	D	Los Angeles	40,934	122,402	245,829
7	4/12	Fri.	N	Milwaukee	37,483		283,312
8	4/13	Sat.	D	Milwaukee	41,206		324,518
9	4/14	Sun.	D	Milwaukee	40,936	119,625	365,454
10	4/29	Mon.	N	Philadelphia	35,136		400,594
11	4/30	Tues.	N	Philadelphia	34,918		435,508
12	5/1	Wed.	D	Philadelphia	36,304	106,358	471,812
13	5/3	Fri.	N	Cincinnati	39,845		511,657
14	5/4	Sat.	D	Cincinnati	40,959		552,616
15	5/5	Sun.	D	Cincinnati	41,263	122,067	593,879
16	5/13	Mon.	N	Atlanta	36,331		630,210
17	5/14	Tues.	N	Atlanta	36,972		667,182
18	5/15	Wed.	D	Atlanta	38,164		705,346
19	5/16	Thurs.	D	Atlanta	40,236	151,703	745,582
20	5/17	Fri.	N	Florida	37,977		783,559
21	5/18	Sat.	D	Florida	40,922		824,481
22	5/19	Sun.	D	Florida	40,805	119,704	865,286
23	5/27	Mon.	D	Arizona	42,005		907,291
24	5/28	Tues.	N	Arizona	38,390		945,681
25	5/29	Wed.	N	Arizona	40,198		985,879
26	5/30	Thurs.	D	Arizona	41,156	161,749	1,027,035
27	5/31	Fri.	N	Colorado	38,337		1,065,372
28	6/1	Sat.	D	Colorado	40,893		1,106,265
29	6/2	Sun.	N	Colorado	40,651	119,881	1,146,916
30	6/14	Fri.	N	Oakland	41,457		1,188,373
31	6/15	Sat.	D	Oakland	41,298		1,229,671
32	6/16	Sun.	D	Oakland	41,550	124,305	1,271,221
33	6/18	Tues.	N	Tampa Bay	36,869		1,308,090
34	6/19	Wed.	N	Tampa Bay	35,909		1,343,999
35	6/20	Thurs.	D	Tampa Bay	39,101	111,879	1,383,100
36	6/21	Fri.	N	Baltimore	40,634		1,423,734
37	6/22	Sat.	D	Baltimore	41,269		1,465,003
38	6/23	Sun.	D	Baltimore	41,980	123,883	1,506,983
39	6/26	Wed.	D	San Diego	40,037		1,547,020
40	6/27	Thurs.	D	San Diego	39,519	79,628	1,586,539
41	7/11	Thurs.	N	Colorado	39,644		1,626,183
42	7/12	Fri.	N	Colorado	40,963		1,667,146
43	7/13	Sat.	D	Colorado	41,434		1,708,580
44	7/14	Sun.	D	Colorado	41,980	164,021	1,750,560
45	7/15	Mon.	N	Arizona	41,645		1,792,205
46	7/16	Tues.	D	Arizona	41,936	83,581	1,834,141
47	7/22	Mon.	N	St. Louis	40,607		1,874,748
48	7/23	Tues.	N	St. Louis	40,453		1,915,201
49	7/24	Wed.	D	St. Louis	41,005		1,956,206
50	7/25	Thurs.	D	St. Louis	41,503	163,568	1,997,709
51	7/26	Fri.	N	Los Angeles	41,675		2,039,384
52	7/27	Sat.	D	Los Angeles	41,814		2,084,671
53	7/28	Sun.	D	Los Angeles	41,642	124,831	2,122,840
54	8/6	Tues.	N	Chicago	41,991		2,164,831
55	8/7	Wed.	N	Chicago	41,408		2,206,239
56	8/8	Thurs.	D	Chicago	41,617	125,016	2,247,856
57	8/9	Fri.	N	Pittsburgh	41,897		2,281,753
58	8/10	Sat.	D	Pittsburgh	41,146		2,330,899
59	8/11	Sun.	D	Pittsburgh	41,479	124,522	2,372,378
60	8/20	Tues.	N	New York	41,283		2,413,661
61	8/21	Wed.	N	New York	41,021		2,454,682
62	8/22	Thurs.	D	New York	41,207	123,511	2,495,889
63	8/23	Fri.	N	Montreal	40,879		2,536,768
64	8/24	Sat.	D	Montreal	41,165		2,577,933
65	8/25	Sun.	D	Montreal	41,408	123,452	2,619,341
66	9/3	Tues.	N	Colorado	33,483		2,652,824
67	9/4	Wed.	N	Colorado	34,342	67,825	2,687,166
68	9/5	Thurs.	N	Arizona	37,997		2,725,163
69	9/6	Fri.	N	Arizona	40,782		2,765,945

#	Date	Day	D/N	Opponent	Attendance	Series	Season
70	9/7	Sat.	D	Arizona	41,016		2,806,961
71	9/8	Sun.	D	Arizona	41,100	160,893	2,848,061
72	9/9	Mon.	N	Los Angeles	40,740		2,888,801
73	9/10	Tues.	N	Los Angeles	41,325		2,930,126
74	9/11	Wed.	D	Los Angeles	41,310	123,375	2,979,436
75	9/14	Sat.	N	San Diego	41,506		3,012,942
76	9/15	Sun.	D	San Diego	41,116	82,622	3,054,058
77	9/24	Tues.	N	San Diego	37,772		3,091,822
78	9/25	Wed.	N	San Diego	38,001	75,773	3,129,831
79	9/27	Fri.	N	Houston	41,385		3,171,216
80	9/28	Sat.	D	Houston	41,045		3,212,361
81	9/29	Sun.	D	Houston	40,944	123,374	3,253,205

Pacific Bell Park Attendance Records

	Attendance High	Attendance Date
Season	3,315,330.....	2000
Sellouts, season	81.....	2000
Single Game	42,005	May 27, 2002 vs. Arizona
Single, Day Game	42,005	May 27, 2002 vs. Arizona
Single, Night Game	41,991	Aug. 6, 2002 vs. Chicago
Three-Game Series	125,091	July 6-8, 2001 vs. Milwaukee
Four-Game Series	164,021	July 11-14, 2002 vs. Colorado
Five-Game Series	204,650.....	Sept. 21-24, 2000 vs. Arizona
League Division Series Game	43,070	Oct. 6, 2002 vs. Atlanta
League Championship Series Game	42,676.....	Oct. 13, 2002 vs. St. Louis
World Series Game	42,712.....	Oct. 24, 2002 vs. Anaheim

Top Five Regular Season Crowds

1. 42,005 vs. Arizona
2. 41,991 vs. Chicago
3. 41,980 vs. Baltimore.....
4. 41,980 vs. Colorado
5. 41,936 vs. Arizona

2002 Major League Baseball Awards

AWARD	RECIPIENT	SELECTED BY
ML Executive of the Year	Terry Ryan	TSN
NL Manager of the Year	Tony La Russa	BBWAA
AL Manager of the Year	Mike Scioscia	BBWAA
NL Most Valuable Player	Barry Bonds	BBWAA
AL Most Valuable Player	Miguel Tejada	BBWAA
ML Player of the Year	Alex Rodriguez	TSN
NL Manager of the Year	Bobby Cox	TSN
AL Manager of the Year	Mike Scioscia	TSN
NL Cy Young Award	Randy Johnson	BBWAA
AL Cy Young Award	Barry Zito	BBWAA
NL Pitcher of the Year	Curt Schilling	TSN
AL Pitcher of the Year	Barry Zito	TSN
NL Fireman of the Year	John Smoltz	TSN
AL Fireman of the Year	Billy Koch	TSN
NL Jackie Robinson Rookie of the Year	Jason Jennings	BBWAA
AL Jackie Robinson Rookie of the Year	Eric Hinske	BBWAA
NL Rookie Player of the Year	Brad Wilkerson	TSN
AL Rookie Player of the Year	Eric Hinske	TSN
NL Rookie Pitcher of the Year	Jason Jennings	TSN
AL Rookie Pitcher of the Year	Rodrigo Lopez	TSN
NL Comeback Player of the Year	Mike Lieberthal	TSN
AL Comeback Player of the Year	Tim Salmon	TSN
NL Hank Aaron Award Winner	Barry Bonds	MLB
AL Hank Aaron Award Winner	Alex Rodriguez	MLB
NL All-Star Top Vote-Getter	Sammy Sosa	MLB, Texaco
AL All-Star Top Vote-Getter	Ichiro Suzuki	MLB, Texaco
Roberto Clemente Award	Jim Thome	MLB

2002 All-Star Teams

National League		American League	
1B	Todd Helton.....TSN	1B	Jason Giambi.....TSN
2B	Jeff Kent.....TSN	2B	Alfonso Soriano.....TSN
3B	Scott Rolen.....TSN	3B	Eric Chavez.....TSN
SS	Edgar Renteria.....TSN	SS	Alex Rodriguez.....TSN
OF	Barry BondsTSN	OF	Torii Hunter.....TSN
OF	Sammy Sosa.....TSN	OF	Bernie Williams.....TSN
OF	Vladimir Guerrero.....TSN	OF	Garret Anderson.....TSN
C	Mike Piazza.....TSN	C	Jorge Posada.....TSN
LHP	Randy Johnson.....TSN	LHP	Barry Zito.....TSN
RHP	Curt Schilling.....TSN	RHP	Derek Lowe.....TSN


Gold Glove (Rawlings)		Silver Slugger Awards (Louisville Slugger)	
American League	National League	American League	National League
1B	John Olerud	1B	Jason Giambi
2B	Bret Boone	2B	Alfonso Soriano
3B	Eric Chavez	3B	Eric Chavez
SS	Alex Rodriguez	SS	Alex Rodriguez
OF	Darin Erstad	OF	Bernie Williams
OF	Torii Hunter	OF	Magglio Ordonez
OF	Ichiro Suzuki	OF	Garret Anderson
C	Bengie Molina	C	Jorge Posada
P	Kenny Rogers	DH/P	Manny Ramirez
			Todd Helton
			Jeff Kent
			Scott Rolen
			Edgar Renteria
			Barry Bonds
			Sammy Sosa
			Vladimir Guerrero
			Mike Piazza
			Mike Hampton

KEY

AP.....Associated Press	BBWAA.....Baseball Writers Association of America
MLB.....Major League Baseball	TSN..... <i>The Sporting News</i>

OPPONENTS

SAMMY SOSA won his 2nd National League home run title in 3 years, when he belted 49 clouts in 2002.





Colorado Rockies

NATIONAL LEAGUE—WEST DIVISION

Mailing Address: 2001 Blake Street, Denver, Colorado 80205-2000
Telephone: (303) 292-0200
Fax: (303) 312-2319
Stadium: Coors Field (Capacity: 50,449)
Field dimensions left to right: 347 - 415 - 350
General Manager: Dan O'Dowd
Field Manager: Clint Hurdle (67-73, 2nd year overall)
Years with club, record: one year (67-73)
2002 Record: 73-89 (4th)
Senior Director, Communications/Public Relations: Jay Alves

Private office number: (303) 312-2326
Coordinator, Communications/Public Relations: Brendan McNicholas
Private office number: (303) 312-2327
Coordinator, Communications/Public Relations: Billy Witter
Private office number: (303) 312-2329
Director, Major League Operations: Paul Eginis
Hotel in San Francisco: Westin St. Francis
Hotel phone number: (415) 397-7000
Giants hotel in Denver: The Westin Tabor Center
Hotel phone number: (303) 572-9100

2002 MEETINGS (GIANTS WON SEASON SERIES, 11-8)

AT PACIFIC BELL PARK (5-4 in 2002, 16-7 all-time)

DATE	W-L	SCORE	WINNER	LOSER
5/31	L	2-6	Jennings	Jensen
6/1	L	4-5	Hampton	Hernandez
6/2	W	9-2	Schmidt	Thomson
7/11	W	3-2	Worrell	Jimenez
7/12	W	9-0	HERNANDEZ	Hampton
7/13	W	6-1	Schmidt	Neagle
7/14	L	3-5	Chacon	Rueter
9/3	W	4-2	Ortiz	Hampton
9/4	L	1-2	Neagle	Hernandez

AT COORS FIELD (6-4 in 2002, 18-29 all-time)

DATE	W-L	SCORE	WINNER	LOSER
5/24	L	5-8	Stark	Ortiz
5/25	L	3-6	Nichting	Rueter
5/26	L	6-10	Jennings	Jensen
7/1	W	8-6	Rodriguez	Jimenez
7/2	W	18-5	JENSEN	Neagle
7/3	L	4-14	Jennings	Hernandez
8/26	W	4-3	Rodriguez	Jones
8/27	W	7-4	Rodriguez	Jones
8/28	W	9-1	Ortiz	Jennings
8/29	W	10-6	Hernandez	Hampton

Florida Marlins

NATIONAL LEAGUE—EAST DIVISION



Mailing Address: 2267 Dan Marino Boulevard, Miami, Florida 33056
Telephone: (305) 626-7400
Fax: (305) 626-7302
Stadium: Pro Player Stadium (Capacity: 36,331)
Field dimensions left to right: 330 - 434 - 345
General Manager: Larry Beinfest
Field Manager: Jeff Torborg (539-613, 11th year overall)
Years with club, record: one year (79-83)
2002 Record: 79-83 (4th)

Director of Media Relations: Steve Copses
Private office number: (305) 626-7476
Media Information Coordinator: Andrew Feirstein
Private office number: (305) 626-7474
Director of Team Travel: Bill Beck
Hotel in San Francisco: Parc 55
Hotel phone number: (415) 392-8000
Giants hotel in Miami: Sheraton Bal Harbour Resort
Hotel phone number: (305) 865-7511

2002 MEETINGS (GIANTS LOST SEASON SERIES, 3-4)

AT PACIFIC BELL PARK (2-1 in 2002, 7-2 all-time)


DATE	W-L	SCORE	WINNER	LOSER
5/17	W	9-3	Ortiz	Dempster
5/18	W	10-5	Rueter	Penny
5/19	L	2-4	Beckett	Jensen

AT PRO PLAYER STADIUM (1-3 in 2002, 21-23 all-time)

DATE	W-L	SCORE	WINNER	LOSER
8/16	L	2-4	Tejera	Rueter
8/17	L	3-7	Beckett	Jensen
8/18	L	0-3	BURNETT	Ortiz
8/19	W	3-0	HERNANDEZ	Tavarez

OPPONENTS

SAMMY SOSA won his 2nd National League home run title in 3 years, when he belted 49 clouts in 2002.



Arizona Diamondbacks



NATIONAL LEAGUE—WEST DIVISION

Mailing Address: 401 East Jefferson Street,
Phoenix, Arizona 85004

Telephone: (602) 462-6500

Fax: (602) 462-6600

Stadium: Bank One Ballpark (Capacity: 48,500)

Field dimensions left to right: 330 - 407 - 335

General Manager: Joe Garagiola, Jr.

Field Manager: Bob Brenly (190-134, third
year overall)

Years with club, record: two years (190-134)

2002 Record: 98-64 (1st)

Director of Public Relations: Mike Swanson

Private office number: (602) 462-6530

Director of Team Travel: Roger Riley

Hotel in San Francisco: Westin St. Francis

Hotel phone number: (415) 397-7000

Giants hotel in Arizona: Ritz-Carlton

Hotel phone number: (602) 468-0700

2002 MEETINGS (GIANTS WON SEASON SERIES, 11-8)

AT PACIFIC BELL PARK (6-4 in 2002, 11-15 all-time)

DATE	W-L	SCORE	WINNER	LOSER
5/27	W	7-3	Hernandez	Anderson
5/28	W	1-0 (10)	Nen	Myers
5/29	L	3-7	Schilling	Ortiz
5/30	L	0-1	Helling	Rueter
7/15	W	6-3	Jensen	Helling
7/16	L	3-5	Johnson	Rodriguez
9/5	L	5-8	Schilling	Schmidt
9/6	W	1-0	Rodriguez	Fettters
9/7	W	4-3	Rodriguez	Kim
9/8	W	3-1	Ortiz	Anderson

AT BANK ONE BALLPARK (5-4 in 2002, 21-16 all-time)

DATE	W-L	SCORE	WINNER	LOSER
5/21	L	4-9	Johnson	Fultz
5/22	W	12-5	Zerbe	Morgan
7/4	L	3-6	Anderson	Schmidt
7/5	L	1-2	SCHILLING	ORTIZ
7/6	W	3-2	Worrell	Mantei
7/7	W	5-2	Jensen	Helling
8/30	W	7-6	Schmidt	Johnson
8/31	W	5-0	Rueter	Schilling
9/1	L	6-7	Kim	Nen

Atlanta Braves



NATIONAL LEAGUE—EAST DIVISION

Mailing Address: 755 Hank Aaron Drive,
Atlanta, Georgia 30315

Telephone: (404) 522-7630

Fax: (404) 614-1391

Stadium: Turner Field (Capacity: 50,091)

Field dimensions left to right: 335 - 400 - 330

General Manager: John Schuerholz

Field Manager: Bobby Cox

(1,805-1,404, 22nd year overall)

Years with club, record: 17 years (1,450-1,112)

2002 Record: 101-59 (1st)

Director of Public Relations: Jim Schultz

Private office number: (404) 614-1301

Media Relations Manager: Glen Serra

Private office number: (404) 614-1305

Traveling Secretary: Bill Acree

Hotel in San Francisco: Westin St. Francis

Hotel phone number: (415) 397-7000

Giants hotel in Atlanta: Marriott Marquis

Hotel phone number: (404) 521-0000

2002 MEETINGS (GIANTS SPLIT SEASON SERIES, 3-3)

AT PACIFIC BELL PARK (2-2 in 2002, 5-5 all-time)

DATE	W-L	SCORE	WINNER	LOSER
5/13	W	7-6 (11)	Worrell	Hammond
5/14	W	2-0	Jensen	Moss
5/15	L	1-6	Maddux	Hernandez
5/16	L	4-5	Marquis	Schmidt

AT TURNER FIELD (1-1 in 2002, 8-18 all-time)

DATE	W-L	SCORE	WINNER	LOSER
8/13	W	7-2	Ortiz	Maddux
8/14	L	0-1	Glavine	Hernandez
8/15			GAME CALLED	



Chicago Cubs

NATIONAL LEAGUE-CENTRAL DIVISION

Mailing Address: 1060 West Addison Street,
Chicago, Illinois 60613
Telephone: (773) 404-CUBS
Fax: (773) 404-4129
Stadium: Wrigley Field (Capacity: 39,111)
Field Dimensions left to right: 355 - 400 - 353
General Manager: Jim Hendry
Field Manager: Dusty Baker
(840-715, 11th year overall)
Years with club, record: first year
2002 Record: 67-95 (5th)

Director of Media Relations: Sharon Pannozzo
Private office number: (773) 404-4021
Manager of Media Information:
Chuck Wasserstrom
Private office number: (773) 404-4022
Traveling Secretary: Jimmy Bank
Hotel in San Francisco: Parc 55
Hotel phone number: (415) 392-8000
Giants hotel in Chicago: The Westin
Hotel phone number: (773) 943-7200

2002 MEETINGS (GIANTS SPLIT SEASON SERIES, 3-3)

AT PACIFIC BELL PARK (2-1 in 2002, 7-5 all-time)

DATE	W-L	SCORE	WINNER	LOSER
8/6	W	11-10	Worrell	Farnsworth
8/7	W	4-3 (10)	Nen	Alfonseca
8/8	L	3-9	Clement	Hernandez

AT WRIGLEY FIELD (1-2 in 2002, 372-393 all-time)

DATE	W-L	SCORE	WINNER	LOSER
4/23	W	12-4	Rueter	Bere
4/24	L	4-10	Borowski	Fultz
4/25	L	1-2	Lieber	HERNANDEZ



Cincinnati Reds

NATIONAL LEAGUE-CENTRAL DIVISION

Mailing Address: 100 Main Street, Cincinnati,
Ohio 45202-4109
Telephone: (513) 765-7000
Fax: (513) 765-7180
Stadium: Great American Ball Park (Capacity:
42,053)
Field Dimensions left to right: 328 - 404 - 325
General Manager: James G. Bowden IV
Field Manager: Bob Boone
(325-386, 6th year overall)
Years with club, record: two years (144-180)
2002 Record: 78-84 (3rd)

Director of Media Relations: Rob Butcher
Private office number: (513) 765-7090
Assistant Director of Media Relations:
Mike Vassallo
Private office number: (513) 765-7091
Traveling Secretary: Gary Wahoff
Hotel in San Francisco: Westin St. Francis
Hotel phone number: (415) 397-7000
Giants hotel in Cincinnati: The Westin
Hotel phone number: (513) 621-7700

2002 MEETINGS (GIANTS WON SEASON SERIES, 4-2)

AT PACIFIC BELL PARK (3-0 in 2002, 8-4 all-time)

DATE	W-L	SCORE	WINNER	LOSER
5/3	W	6-1	Rueter	Rijo
5/4	W	2-0	Jensen	Haynes
5/5	W	6-5 (10)	Nen	Pineda

AT CINERGY FIELD (1-2 in 2002, 103-139 all-time)

DATE	W-L	SCORE	WINNER	LOSER
4/26	L	3-4	Sullivan	Rodriguez
4/27	L	4-8	Rijo	Jensen
4/28	W	5-4	Rueter	Haynes



Colorado Rockies

NATIONAL LEAGUE—WEST DIVISION

Mailing Address: 2001 Blake Street, Denver,
Colorado 80205-2000
Telephone: (303) 292-0200
Fax: (303) 312-2319
Stadium: Coors Field (Capacity: 50,449)
Field dimensions left to right: 347 - 415 - 350
General Manager: Dan O'Dowd
Field Manager: Clint Hurdle
(67-73, 2nd year overall)
Years with club, record: one year (67-73)
2002 Record: 73-89 (4th)
**Senior Director, Communications/Public
Relations:** Jay Alves

Private office number: (303) 312-2326
**Coordinator, Communications/Public
Relations:** Brendan McNicholas
Private office number: (303) 312-2327
**Coordinator, Communications/Public
Relations:** Billy Witter
Private office number: (303) 312-2329
Director, Major League Operations: Paul Ewins
Hotel in San Francisco: Westin St. Francis
Hotel phone number: (415) 397-7000
Giants hotel in Denver: The Westin Tabor
Center
Hotel phone number: (303) 572-9100

2002 MEETINGS (GIANTS WON SEASON SERIES, 11-8)

AT PACIFIC BELL PARK (5-4 in 2002, 16-7 all-time)

DATE	W-L	SCORE	WINNER	LOSER
5/31	L	2-6	Jennings	Jensen
6/1	L	4-5	Hampton	Hernandez
6/2	W	9-2	Schmidt	Thomson
7/11	W	3-2	Worrell	Jimenez
7/12	W	9-0	HERNANDEZ	Hampton
7/13	W	6-1	Schmidt	Neagle
7/14	L	3-5	Chacon	Rueter
9/3	W	4-2	Ortiz	Hampton
9/4	L	1-2	Neagle	Hernandez

AT COORS FIELD (6-4 in 2002, 18-29 all-time)

DATE	W-L	SCORE	WINNER	LOSER
5/24	L	5-8	Stark	Ortiz
5/25	L	3-6	Nichting	Rueter
5/26	L	6-10	Jennings	Jensen
7/1	W	8-6	Rodriguez	Jimenez
7/2	W	18-5	JENSEN	Neagle
7/3	L	4-14	Jennings	Hernandez
8/26	W	4-3	Rodriguez	Jones
8/27	W	7-4	Rodriguez	Jones
8/28	W	9-1	Ortiz	Jennings
8/29	W	10-6	Hernandez	Hampton

Florida Marlins

NATIONAL LEAGUE—EAST DIVISION

Mailing Address: 2267 Dan Marino Boulevard,
Miami, Florida 33056
Telephone: (305) 626-7400
Fax: (305) 626-7302
Stadium: Pro Player Stadium (Capacity: 36,331)
Field dimensions left to right: 330 - 434 - 345
General Manager: Larry Beinfest
Field Manager: Jeff Torborg
(539-613, 11th year overall)
Years with club, record: one year (79-83)
2002 Record: 79-83 (4th)

Director of Media Relations: Steve Copses
Private office number: (305) 626-7476
Media Information Coordinator:
Andrew Feirstein
Private office number: (305) 626-7474
Director of Team Travel: Bill Beck
Hotel in San Francisco: Parc 55
Hotel phone number: (415) 392-8000
Giants hotel in Miami: Sheraton Bal Harbour
Resort
Hotel phone number: (305) 865-7511

2002 MEETINGS (GIANTS LOST SEASON SERIES, 3-4)

AT PACIFIC BELL PARK (2-1 in 2002, 7-2 all-time)

DATE	W-L	SCORE	WINNER	LOSER
5/17	W	9-3	Ortiz	Dempster
5/18	W	10-5	Rueter	Penny
5/19	L	2-4	Beckett	Jensen

AT PRO PLAYER STADIUM (1-3 in 2002, 21-23 all-time)

DATE	W-L	SCORE	WINNER	LOSER
8/16	L	2-4	Tejera	Rueter
8/17	L	3-7	Beckett	Jensen
8/18	L	0-3	BURNETT	Ortiz
8/19	W	3-0	HERNANDEZ	Tavarez



Houston Astros



NATIONAL LEAGUE—CENTRAL DIVISION

Mailing Address: 501 Crawford, Suite 400,
Houston, Texas 77002
Telephone: (713) 259-8000
Fax: (713) 259-8981
Stadium: Minute Maid Park (Capacity: 40,950)
Field dimensions left to right: 315 - 435 - 326
General Manager: Gerry Hunsicker
Field Manager: Jimmy Williams
(779-671, 11th year overall)
Years with club, record: one year (84-78)
2002 Record: 84-78 (2nd)

Director of Media Relations: Warren Miller
Private office number: (713) 259-8986
Traveling Secretary: Barry Waters
Hotel in San Francisco: Westin St. Francis
Hotel phone number: (415) 397-7000
Giants hotel in Houston: Westin Galleria
Hotel phone number: (713) 960-8100

2002 MEETINGS (GIANTS WON SEASON SERIES, 5-1)

AT PACIFIC BELL PARK (3-0 in 2002, 5-4 all-time)

DATE	W-L	SCORE	WINNER	LOSER
9/27	W	2-1	Schmidt	Miller
9/28	W	5-3	Rueter	Robertson
9/29	W	7-0	Jensen	Oswalt

AT MINUTE MAID PARK (2-1 in 2002, 11-1 all-time)

DATE	W-L	SCORE	WINNER	LOSER
4/19	W	3-2	Hernandez	Reynolds
4/20	W	13-9	Ortiz	Redding
4/21	L	0-4	Mlicki	Jensen

Giants Tops in National League

The Giants have posted the most wins in National League history (since 1900), and the second highest winning percentage (behind only Arizona). Here's a look at how NL teams have fared, by victories:

Team	Won	Lost	Pct.
GIANTS (NEW YORK/SAN FRANCISCO)	8,557	7,353	.538
Dodgers (Brooklyn/Los Angeles)	8,325	7,583	.523
Cardinals (St. Louis)	8,211	7,698	.516
Pirates (Pittsburgh)	8,208	7,698	.516
Cubs (Chicago)	8,035	7,890	.505
Reds (Cincinnati)	7,939	7,824	.504
Braves (Boston/Milwaukee/Atlanta)	7,626	8,254	.480
Phillies (Philadelphia)	7,286	8,599	.459
Astros/Colt .45's (Houston)	3,229	3,285	.496
Mets (New York)	3,091	3,412	.475
Expos (Montreal)	2,605	2,769	.485
Padres (San Diego)	2,460	2,921	.457
Rockies (Colorado)	740	817	.475
Marlins (Florida)	706	847	.455
Diamondbacks (Arizona)	440	370	.543
Brewers (Milwaukee)	345	454	.432



Los Angeles Dodgers

NATIONAL LEAGUE—WEST DIVISION

Mailing Address: 1000 Elysian Park Avenue,
Los Angeles, California 90012-1199
Telephone: (323) 224-1500
Fax: (323) 224-1269
Stadium: Dodger Stadium (Capacity: 56,000)
Field dimensions left to right: 330 - 395 - 330
General Manager: Dan Evans
Field Manager: Jim Tracy
(178-146, third year overall)
Years with club, record: two years (178-146)
2002 Record: 92-70 (3rd)

Director of Public Relations: John Olguin
Private office number: (323) 224-1301
Director, Team Travel: Shaun Rachau
Hotel in San Francisco: Parc 55
Hotel phone number: (415) 392-8000
Giants hotel in Los Angeles: Los Angeles
Marriott
Hotel phone number: (213) 617-1133

2002 MEETINGS (GIANTS WON SEASON SERIES, 11-8)

AT PACIFIC BELL PARK (4-5 in 2002, 10-14 all-time)

DATE	W-L	SCORE	WINNER	LOSER
4/9	L	0-3	Nomo	Ortiz
4/10	W	2-1	Nen	Quantrill
4/11	L	3-4	Daal	Rueter
7/26	L	6-11	Nomo	Ortiz
7/27	L	1-5	Daal	Hernandez
7/28	W	3-1	Schmidt	Ashby
9/9	W	6-5	Hernandez	Perez
9/10	W	5-2	Schmidt	Brown
9/11	L	3-7	Nomo	Rueter

AT DODGER STADIUM (7-3 in 2002, 143-184 all-time)

DATE	W-L	SCORE	WINNER	LOSER
4/2	W	9-2	Hernandez	Brown
4/3	W	12-0	Ortiz	Nomo
4/4	W	3-0	Jensen	Perez
7/19	W	3-2 (12)	Nen	Mota
7/20	L	2-4	Quantrill	Rodriguez
7/21	W	6-4	Ortiz	Carrara
9/16	L	6-7	Nomo	Schmidt
9/17	W	6-4	Rueter	Daal
9/18	W	7-4	Ortiz	Ellis
9/19	L	3-6	Perez	Hernandez

Milwaukee Brewers



NATIONAL LEAGUE—CENTRAL DIVISION

Mailing Address: One Brewers Way,
Milwaukee, Wisconsin 53214
Telephone: (414) 902-4400
Fax: (414) 902-4053
Stadium: Miller Park (Capacity: 41,900)
Field dimensions left to right: 342 - 400 - 345
General Manager: Doug Melvin
Field Manager: Ned Yost (first year)
Years with club, record: first year
2002 Record: 56-106 (6th)

Director of Media Relations: Jon Greenberg
Private office number: (414) 902-4468
Assistant Director of Media Relations:
Jason Parry
Private office number: (414) 902-4470
Media Relations Associate: Nicole Saunches
Private office number: (414) 902-4469
Traveling Secretary: Dan Larrea
Hotel in San Francisco: Parc 55
Hotel phone number: (415) 392-8000
Giants hotel in Milwaukee: The Pfister
Hotel phone number: (414) 273-8222

2002 MEETINGS (GIANTS WON SEASON SERIES, 5-1)

AT PACIFIC BELL PARK (2-1 in 2002, 6-3 all-time)

DATE	W-L	SCORE	WINNER	LOSER
4/12	W	5-1	Ainsworth	Sheets
4/13	W	3-2	Hernandez	Figueroa
4/14	L	3-4	Vizcaino	Rodriguez

AT MILLER PARK (3-0 in 2002, 4-2 all-time)

DATE	W-L	SCORE	WINNER	LOSER
9/20	W	5-1	Jensen	Neugerbauer
9/21	W	3-1	Schmidt	Diggins
9/22	W	3-1	Rodriguez	Vizcaino



Montreal Expos

NATIONAL LEAGUE—EAST DIVISION

Mailing Address: P.O. Box 500, Station "M",
Montreal, Quebec H1V 3P2 Canada

Telephone: (514) 253-3434

Fax: (514) 253-8282

Stadium: Olympic Stadium (Capacity: 46,500)

Field dimensions left to right: 325 - 404 - 325

General Manager: Omar Minaya

Field Manager: Frank Robinson
(763-830, 13th year overall)

Years with club, record: one year (83-79)

2002 Record: 83-79 (2nd)

Director, Media Services: Monique Giroux

Private office number: (514) 251-3521

Director, Team Travel: Rob McDonald

Hotel in San Francisco: Parc 55

Hotel phone number: (415) 392-8000

Giants hotel in Montreal: Le Centre Sheraton

Hotel phone number: (514) 878-2000

2002 MEETINGS (GIANTS LOST SEASON SERIES, 2-4)

AT PACIFIC BELL PARK (1-2 in 2002, 7-6 all-time)

DATE	W-L	SCORE	WINNER	LOSER
8/23	L	2-7	Ohka	Ortiz
8/24	L	2-7	Colon	Hernandez
8/25	W	8-4	Schmidt	Vazquez

AT OLYMPIC STADIUM (1-2 in 2002, 72-71 all-time)

DATE	W-L	SCORE	WINNER	LOSER
5/10	L	3-6	Vazquez	Hernandez
5/11	W	3-2	Fultz	Reames
5/12	L	2-4	Armas	Ortiz



New York Mets

NATIONAL LEAGUE—EAST DIVISION

Mailing Address: 123-01 Roosevelt Avenue,
Flushing, New York 11368

Telephone: (718) 507-METS

Fax: (718) 639-3619

Stadium: Shea Stadium (Capacity: 56,521)

Field dimensions left to right: 338 - 410 - 338

General Manager: Steve Phillips

Field Manager: Art Howe
(992-951, 13th year overall)

Years with club, record: first year

2002 Record: 75-86 (5th)

Media Relations Director: Jay Horwitz

Private office number: (718) 565-4330

Traveling Secretary: Jay Horwitz/
Charlie Samuels

Hotel in San Francisco: Westin St. Francis

Hotel phone number: (415) 397-7000

Giants hotel in New York: Grand Hyatt

Hotel phone number: (212) 883-1234

2002 MEETINGS (GIANTS WON SEASON SERIES, 6-0)

AT PACIFIC BELL PARK (3-0 in 2002, 9-0 all-time)

DATE	W-L	SCORE	WINNER	LOSER
8/20	W	1-0	SCHMIDT	Leiter
8/21	W	3-1	Rueter	Thomson
8/22	W	3-1	Jensen	Bacsik

AT SHEA STADIUM (3-0 in 2002, 120-116 all-time)

DATE	W-L	SCORE	WINNER	LOSER
5/7	W	5-1	Ortiz	Trachsel
5/8	W	8-2	Rueter	Estes
5/9	W	4-3	Jensen	Astacio



Philadelphia Phillies

NATIONAL LEAGUE—EAST DIVISION

Mailing Address: P.O. Box 7575, Philadelphia, Pennsylvania 19101

Telephone: (215) 463-6000

Fax: (215) 389-3050

Stadium: Veterans Stadium (Capacity: 62,418)

Field dimensions left to right: 330 - 408 - 330

General Manager: Ed Wade

Field Manager: Larry Bowa
(247-284, 5th year overall)

Years with club, record: two years (166-157)

2002 Record: 80-81 (3rd)

Vice President, Public Relations: Larry Shenk

Private office number: (215) 952-8366

Director of Media Relations: Leigh Tobin

Private office number: (215) 952-8245

Traveling Secretary: Frank Coppenbarger

Hotel in San Francisco: Westin St. Francis

Hotel phone number: (415) 397-7000

Giants hotel in Philadelphia: Hyatt Regency @ Penn's Landing

Hotel phone number: (215) 928-1234

2002 MEETINGS (GIANTS SPLIT SEASON SERIES, 3-3)

AT PACIFIC BELL PARK (2-1 in 2002, 10-2 all-time)

DATE	W-L	SCORE	WINNER	LOSER
4/29	W	8-5	Worrell	Cormier
4/30	L	2-8	Padilla	Hernandez
5/1	W	2-1	Rodriguez	Bottalico

AT VETERANS STADIUM (1-2 in 2002, 74-102 all-time)

DATE	W-L	SCORE	WINNER	LOSER
7/30	W	10-3	Rueter	Myers
7/31	L	6-8	Timlin	Brohawn
8/1	L	1-2	Wolf	ORTIZ

Pittsburgh Pirates

NATIONAL LEAGUE—CENTRAL DIVISION

Mailing Address: 115 Federal Street, Pittsburgh, Pennsylvania 15212

Telephone: (412) 323-5000

Fax: TBA

Stadium: PNC Park at North Shore (Capacity: 37,898)

Field dimensions left to right: 325 - 399 - 320

General Manager: Dave Littlefield

Field Manager: Lloyd McClendon

(134-189, third year overall)

Years with club, record: two years (134-189)

2002 Record: 72-89 (4th)

Media Relations Director: Jim Trdinich

Private office number: (412) 325-4728

Manager of Media Services: Dan Hart

Private office number: (412) 325-4729

Traveling Secretary: Greg Johnson

Hotel in San Francisco: Parc 55

Hotel phone number: (415) 392-8000

Giants hotel in Pittsburgh: Double Tree Hotel

Hotel phone number: (412) 281-3700

2002 MEETINGS (GIANTS WON SEASON SERIES, 4-2)

AT PACIFIC BELL PARK (2-1 in 2002, 8-2 all-time)

DATE	W-L	SCORE	WINNER	LOSER
8/9	L	3-4	Wells	Schmidt
8/10	W	8-3	Aybar	Lincoln
8/11	W	5-4 (11)	Nen	Williams

AT PNC PARK (2-1 in 2002, 4-2 all-time)

DATE	W-L	SCORE	WINNER	LOSER
8/2	L	5-6	Boehringer	Nen
8/3	W	11-6	Schmidt	Wells
8/4	W	10-5	Rueter	Benson



St. Louis Cardinals



NATIONAL LEAGUE—CENTRAL DIVISION

Mailing Address: 250 Stadium Plaza, St. Louis, Missouri 63102

Telephone: (314) 421-3060

Fax: (314) 982-7399

Stadium: Busch Stadium (Capacity: 50,354)

Field dimensions left to right: 330 - 402 - 330

General Manager: Walt Jocketty

Field Manager: Tony LaRussa
(1,924-1,712, 24th year overall)

Years with club, record: seven years (604-530)

2002 Record: 97-65 (1st)

Director of Media Relations: Brian Bartow

Private office number: (314) 425-0623

Assistant to, Director, Media Relations:

Brad Hainje

Private office number: (314) 425-0624

Traveling Secretary: C.J. Cherre

Hotel in San Francisco: Westin St. Francis

Hotel phone number: (415) 397-7000

Giants hotel in St. Louis: St. Louis Marriott

Hotel phone number: (314) 421-1776

2002 MEETINGS (GIANTS LOST SEASON SERIES, 2-4)

AT PACIFIC BELL PARK (1-3 in 2002, 6-4 all-time)

DATE	W-L	SCORE	WINNER	LOSER
7/22	L	3-5	Hackman	Worrell
7/23	L	0-4	Morris	Schmidt
7/24	W	6-4	Rueter	Benes
7/25	L	3-4	Smith	Jensen

AT BUSCH STADIUM (1-1 in 2002, 96-120 all-time)

DATE	W-L	SCORE	WINNER	LOSER
7/17	W	5-4	Worrell	Veres
7/18	L	1-5	Morris	Schmidt

San Diego Padres



NATIONAL LEAGUE—WEST DIVISION

Mailing Address: P.O. Box 12200, San Diego, California 92112-2000

Telephone: (619) 881-6500

Fax: (619) 497-5454

Stadium: Qualcomm Stadium (Capacity: 63,890)

Field dimensions left to right: 327 - 405 - 330

General Manager: Kevin Towers

Field Manager: Bruce Bochy
(630-648, ninth year overall)

Years with club, record: eight years (630-648)

2002 Record: 66-96 (4th)

Media Relations Director: Luis Garcia

Private office number: (619) 881-6642

Traveling Secretary: Brian Prilaman

Hotel in San Francisco: Westin St. Francis

Hotel phone number: (415) 397-7000

Giants hotel in San Diego: Marriott Hotel and Marina

Hotel phone number: (619) 234-1500

2002 MEETINGS (GIANTS WON SEASON SERIES, 14-5)

AT PACIFIC BELL PARK (8-1 in 2002, 18-6 all-time)

DATE	W-L	SCORE	WINNER	LOSER
4/5	W	3-1 (10)	Worrell	Reed
4/6	W	4-1	Fultz	Jarvis
4/7	W	10-1	HERNANDEZ	Tollberg
6/26	W	6-5 (12)	Witasick	Myers
6/27	W	11-6	Jensen	Middlebrook
9/14	W	12-4	Hernandez	Tomko
9/15	L	1-4	Peavy	Ainsworth
9/24	W	12-3	Ortiz	Perez
9/25	W	6-0	HERNANDEZ	Condrey

AT QUALCOMM STADIUM (6-4 in 2002, 143-136 all-time)

DATE	W-L	SCORE	WINNER	LOSER
4/15	L	3-4	Embree	Christiansen
4/16	W	5-1	Rueter	Tomko
4/17	L	3-5	Jarvis	Ainsworth
6/3	W	11-3	Ortiz	Middlebrook
6/4	W	3-1	Rueter	Jones
6/5	W	12-2	Jensen	Tankersley
6/24	W	7-6	Worrell	Hoffman
6/25	L	7-10	Myers	Rodriguez
9/12	L	2-3 (10)	Hoffman	Worrell
9/13	W	10-3	Ortiz	Lawrence



Oakland Athletics

AMERICAN LEAGUE—WEST DIVISION

Mailing Address: 7000 Coliseum Way,
Oakland, California 94621

Telephone: (510) 638-4900

Fax: (510) 562-1633

Stadium: Network Associates Coliseum
(Capacity: 43,662)

Field dimensions left to right: 330 - 400 - 330

General Manager: Billy Beane

Field Manager: Ken Macha (first year)

Years with club, record: first year

2002 Record: 103-59 (1st)

Director of Public Relations: Jim Young

Private office number: (510) 563-2380

Baseball Information Manager: Mike Selleck

Private office number: (510) 563-2233

Director of Team Travel: Mickey Morabito

2002 MEETINGS (GIANTS LOST SEASON SERIES, 2-4)

AT PACIFIC BELL PARK (1-2 in 2002, 6-3 all-time)

DATE	W-L	SCORE	WINNER	LOSER
6/14	L	2-3	Hudson	Schmidt
6/15	W	6-2	Zerbe	Harang
6/16	L	1-2	Zito	Rueter

AT NETWORK ASSOCIATES COLISEUM (1-2 in 2002,
4-11 all-time)

DATE	W-L	SCORE	WINNER	LOSER
6/28	L	6-10	Mulder	Hernandez
6/29	W	5-3	Schmidt	Lidle
6/30	L	0-7	HUDSON	Ortiz

Interleague Firsts

The Giants' game vs. the Texas Rangers, played June 12, 1997 at the Ballpark in Arlington (which began at 7:11 pm CDT), marked the 1st interleague contest in Major League history. Listed below are official MLB interleague firsts accomplished by a Giant on that date or subsequent dates:

Player	Feat	Date	Location
Darryl Hamilton	1st batter	June 12	The Ballpark in Arlington
	1st hit	June 12	The Ballpark in Arlington
Stan Javier	1st home run	June 12	The Ballpark in Arlington
Mark Gardner	1st winning pitcher	June 12	The Ballpark in Arlington
Rod Beck	1st save	June 12	The Ballpark in Arlington
Glenallen Hill	1st NL Designated Hitter	June 12	The Ballpark in Arlington
Rich Aurilia	1st grand slam	June 14	Anaheim Stadium



Chicago White Sox

AMERICAN LEAGUE—CENTRAL DIVISION

Mailing Address: 333 West 35th Street,
Chicago, Illinois 60616
Telephone: (312) 674-1000
Fax: (312) 674-5116
Stadium: U.S. Cellular Field (Capacity: 47,098)
Field dimensions left to right: 330 - 400 - 335
General Manager: Ken Williams
Field Manager: Jerry Manuel
(414-395, 6th year overall)
Years with club, record: five years (+14-395)
2002 Record: 81-81 (2nd)

Director of Public Relations: Scott Reifert
Private office number: (312) 674-5302
Manager of Team Travel: Ed Cassin
Hotel in San Francisco: Parc 55
Hotel phone number: (415) 392-8000
Giants hotel in Chicago: The Westin
Hotel phone number: (312) 943-7200



Detroit Tigers

AMERICAN LEAGUE—CENTRAL DIVISION

Mailing Address: 2100 Woodward, Detroit,
Michigan 48201
Telephone: (313) 471-2000
Fax: (313) 471-2138
Stadium: Comerica Park (Capacity: 40,120)
Field dimensions left to right: 334 - 420 - 330
General Manager: David Dombrowski
Field Manager: Alan Trammell (first year)
Years with club, record: first year
2002 Record: 55-106 (5th)

Media Relations Manager: Jim Anderson
Private office number: (313) 471-2349
Manager of Team Travel: Bill Brown
Hotel in San Francisco: Parc 55
Hotel phone number: (415) 392-8000



Kansas City Royals

AMERICAN LEAGUE—CENTRAL DIVISION

Mailing Address: 1 Royal Way, Kansas City,
Missouri 64129
Telephone: (816) 921-8000
Fax: (816) 921-5775
Stadium: Kauffman Stadium (Capacity: 40,793)
Field dimensions left to right: 330 - 400 - 330
General Manager: Allard Blaird
Field Manager: Tony Pena
(49-77, 2nd year overall)
Years with club, record: one year (+9-77)
2002 Record: 63-100 (4th)

Senior Director, Media Relations: David Witty
Private office number: (816) 504-4713
Manager, Team Travel: Jeff Davenport
Hotel in San Francisco: Parc 55
Hotel phone number: (415) 392-8000
Giants hotel in Kansas City: The Fairmont
Kansas @ the Plaza
Hotel phone number: (816) 756-1500



Minnesota Twins

AMERICAN LEAGUE—CENTRAL DIVISION

Mailing Address: 34 Kirby Puckett Place,
Minneapolis, Minnesota 55415

Telephone: (612) 375-1366

Fax: (612) 375-7473

Stadium: Hubert H. Humphrey Metrodome
(Capacity: 48,678)

Field dimensions left to right: 343 - 408 - 327

General Manager: Terry Ryan

Field Manager: Ron Gardenhire
(94-67, 2nd year overall)

Years with club, record: one year (94-67)

2002 Record: 94-67 (1st)

Director of Communications: Brad Rutter

Private office number: (612) 375-7489

Media Relations Manager: Sean Harlin

Private office number: (612) 375-7470

Traveling Secretary: Remzi Kiratli

Hotel in San Francisco: Parc 55

Hotel phone number: (415) 392-8000

Interleague Play 1997-2002

	Team	Won	Lost	Pct.
1.	Oakland	66	38	.635
2.	Florida	61	41	.598
3.	Atlanta	61	42	.592
4.	New York Yankees	59	43	.578
5.	San Francisco	51	41	.554
6.	New York Mets	57	46	.553
7.	Chicago White Sox	56	47	.544
8.	Houston	46	39	.541
9.	Los Angeles	49	43	.533
10.	Seattle	55	49	.529

HISTORY

FELIPE ALOU hit .286
with 85 home runs and
325 RBI over his 6-year
tenure with the Giants
from 1958-63.



Giants Franchise Year-By-Year Finishes

Known as **New York Gothams**, 1883-1885
New York Giants, 1886-1957
San Francisco Giants, 1958-present

Year	Manager	Record	Pct.	GB	Finish
1883	John Clapp-Jim Mutrie	46-50	.479	16	6
1884	Jim Price-Jim Mutrie	62-50	.554	22	T4
1885	Jim Mutrie	85-27	.759	2	2
1886	Jim Mutrie	75-44	.630	12 1/2	3
1887	Jim Mutrie	68-55	.553	10 1/2	4
1888	Jim Mutrie	84-47	.641	+9	1'
1889	Jim Mutrie	83-43	.659	+1	1'
1890	Jim Mutrie	63-68	.481	24	6
1891	Jim Mutrie	71-61	.538	13	3
1892	Pat Powers	71-80	.470	31 1/2	8
1893	Monte Ward	68-64	.515	19 1/2	5
1894	Monte Ward	88-44	.667	3	2
1895	George Davis-Jack Doyle-Harvey Watkins	66-65	.504	21 1/2	9
1896	Arthur Irwin-Bill Joyce	64-67	.489	27	7
1897	Bill Joyce	83-48	.634	9 1/2	3
1898	Bill Joyce-Cap Anson	77-73	.513	25 1/2	7
1899	John Day-Fred Hoey	60-90	.400	42	10
1900	Buck Ewing-George Davis	60-78	.435	23	8
1901	George Davis	52-85	.380	37	7
1902	Horace Fogel-Heinie Smith-John McGraw	48-88	.353	53 1/2	8
1903	John McGraw	84-55	.604	6 1/2	2
1904	John McGraw	106-47	.693	+13	1
1905	John McGraw	105-48	.686	+9	1'
1906	John McGraw	96-56	.632	20	2
1907	John McGraw	82-71	.536	25 1/2	4
1908	John McGraw	98-56	.636	1T	2
1909	John McGraw	92-61	.601	18 1/2	3
1910	John McGraw	91-63	.591	13	2
1911	John McGraw	99-54	.647	+7 1/2	1
1912	John McGraw	103-48	.682	+10	1
1913	John McGraw	101-51	.664	+12 1/2	1
1914	John McGraw	84-70	.545	10 1/2	2
1915	John McGraw	69-83	.454	21	8
1916	John McGraw	86-66	.566	7	4
1917	John McGraw	98-56	.636	+10	1
1918	John McGraw	71-53	.573	10 1/2	2
1919	John McGraw	87-53	.621	9	2
1920	John McGraw	86-68	.558	7	2
1921	John McGraw	94-59	.614	+4	1'
1922	John McGraw	93-61	.604	+7	1'
1923	John McGraw	95-58	.621	+4 1/2	1
1924	John McGraw	93-60	.608	+1 1/2	1
1925	John McGraw	86-66	.566	8 1/2	2
1926	John McGraw	74-77	.490	13 1/2	5
1927	John McGraw	92-62	.597	2	3
1928	John McGraw	93-61	.604	2	2
1929	John McGraw	84-67	.556	13 1/2	3
1930	John McGraw	87-67	.565	5	3
1931	John McGraw	87-65	.572	13	2
1932	John McGraw-Bill Terry	72-82	.468	18	T6
1933	Bill Terry	91-61	.599	+5	1'
1934	Bill Terry	93-60	.608	2	2
1935	Bill Terry	91-62	.595	8 1/2	3
1936	Bill Terry	92-62	.597	+5	1
1937	Bill Terry	95-57	.625	+3	1
1938	Bill Terry	83-67	.553	5	3
1939	Bill Terry	77-74	.510	18 1/2	5

Year	Manager	Record	Pct.	GB	Finish
1940	Bill Terry	.72-80	.474	27 1/2	6
1941	Bill Terry	.74-79	.484	25 1/2	5
1942	Mel Ott	.85-67	.559	20	3
1943	Mel Ott	.55-98	.359	49 1/2	8
1944	Mel Ott	.67-87	.435	38	5
1945	Mel Ott	.78-74	.513	19	5
1946	Mel Ott	.61-93	.396	36	8
1947	Mel Ott	.81-73	.526	13	4
1948	Mel Ott-Leo Durocher	.78-76	.506	13 1/2	5
1949	Leo Durocher	.73-81	.474	24	5
1950	Leo Durocher	.86-68	.558	5	3
1951	Leo Durocher	.98-59	.624	+1T	1
1952	Leo Durocher	.92-62	.597	4 1/2	2
1953	Leo Durocher	.70-84	.455	35	5
1954	Leo Durocher	.97-57	.630	+5	1 ¹
1955	Leo Durocher	.80-74	.519	18 1/2	3
1956	Bill Rigney	.67-87	.435	26	6
1957	Bill Rigney	.69-85	.448	26	6
1958	Bill Rigney	.80-74	.519	12	3
1959	Bill Rigney	.83-71	.539	4	3
1960	Bill Rigney-Tom Sheehan	.79-75	.513	16	5
1961	Alvin Dark	.85-69	.552	8	3
1962	Alvin Dark	103-62	.624	+1	1
1963	Alvin Dark	.88-74	.543	11	3
1964	Alvin Dark	.90-72	.556	3	4
1965	Herman Franks	.95-67	.586	2	2
1966	Herman Franks	.93-68	.578	1 1/2	2
1967	Herman Franks	.91-71	.562	10 1/2	2
1968	Herman Franks	.88-74	.543	9	2
1969	Clyde King	.90-72	.556	3	2W
1970	Clyde King-Charlie Fox	.86-76	.531	16	3W
1971	Charlie Fox	.90-72	.556	+1	1W
1972	Charlie Fox	.69-86	.445	26 1/2	5W
1973	Charlie Fox	.88-74	.543	11	3W
1974	Charlie Fox-Wes Westrum	.72-90	.444	30	5W
1975	Wes Westrum	.80-81	.497	27 1/2	3W
1976	Bill Rigney	.74-88	.457	28	4W
1977	Joe Altobelli	.75-87	.463	23	4W
1978	Joe Altobelli	.89-73	.549	6	3W
1979	Joe Altobelli-Dave Bristol	.71-91	.438	19 1/2	4W
1980	Dave Bristol	.75-86	.466	17	5W
1981	Frank Robinson	.56-55	.505	10/3 1/2	5/3W
1982	Frank Robinson	.87-75	.537	2	3W
1983	Frank Robinson	.79-83	.488	12	5W
1984	Frank Robinson-Danny Ozark	.66-96	.407	26	6W
1985	Jim Davenport-Roger Craig	.62-100	.383	33	6W
1986	Roger Craig	.83-79	.512	13	3W
1987	Roger Craig	.90-72	.556	+6	1W
1988	Roger Craig	.83-79	.512	11 1/2	4W
1989	Roger Craig	.92-70	.568	+3	1W
1990	Roger Craig	.85-77	.525	6	3W
1991	Roger Craig	.75-87	.463	19	4W
1992	Roger Craig	.72-90	.444	26	5W
1993	Dusty Baker	103-59	.636	1	2W
1994	Dusty Baker	.55-60	.478	3 1/2	2W
1995	Dusty Baker	.67-77	.465	11	4W
1996	Dusty Baker	.68-94	.420	23	4W
1997	Dusty Baker	.90-72	.556	+2	1W
1998	Dusty Baker	.89-74	.546	8 1/2	2W
1999	Dusty Baker	.86-76	.531	14	2W
2000	Dusty Baker	.97-65	.599	+11	1W
2001	Dusty Baker	.90-72	.556	2	2W
2002	Dusty Baker	.95-66	.590	2 1/2	2W [*]

GIANTS TOTALS, 120 SEASONS9771-8329 .540

SAN FRANCISCO TOTALS, 45 SEASONS3704-3431 .519

^{*}Denotes World Championship [†]Denotes Wild Card

Giants vs. National League 1900-2002

	ASTROS	BRAVES	BREWERS	CARDS	CUBS	D-BACKS	DODGERS	EXPOS	MARLINS	METS	PADRES	PHILLIES	PIRATES	REDS	ROCKIES	TOTAL
	W-L	W-L	W-L	W-L	W-L	W-L	W-L	W-L	W-L	W-L	W-L	W-L	W-L	W-L	W-L	W-L
1900	—	7-11	—	6-14	8-12	—	10-10	—	—	—	—	7-13	9-11	13-7	—	60-78
1901	—	6-15	—	7-13	9-11	—	6-11	—	—	—	—	8-12	4-16	12-8	—	52-85
1902	—	3-16	—	7-13	10-10	—	10-10	—	—	—	—	6-12	6-13	6-14	—	48-88
1903	—	12-8	—	15-5	12-8	—	12-7	—	—	—	—	15-5	10-10	8-12	—	84-55
1904	—	20-2	—	15-7	11-11	—	19-3	—	—	—	—	17-4	12-10	12-10	—	106-47
1905	—	19-3	—	17-5	12-10	—	15-7	—	—	—	—	14-8	12-10	16-5	—	105-48
1906	—	15-6	—	19-3	7-15	—	13-9	—	—	—	—	15-7	11-11	16-5	—	96-56
1907	—	13-9	—	17-5	6-16	—	12-10	—	—	—	—	11-10	10-12	13-9	—	82-71
1908	—	16-6	—	14-8	11-11	—	16-6	—	—	—	—	16-6	11-11	14-8	—	98-56
1909	—	14-8	—	16-5	11-11	—	15-7	—	—	—	—	12-10	11-11	13-9	—	92-61
1910	—	16-6	—	12-10	8-14	—	14-8	—	—	—	—	15-7	12-10	14-8	—	91-63
1911	—	15-7	—	15-7	11-11	—	16-5	—	—	—	—	12-10	16-6	14-8	—	99-54
1912	—	18-3	—	15-7	9-13	—	16-6	—	—	—	—	17-5	12-8	16-6	—	103-48
1913	—	14-8	—	14-7	14-7	—	14-8	—	—	—	—	14-8	14-8	17-5	—	101-51
1914	—	11-11	—	9-13	13-9	—	13-9	—	—	—	—	12-10	13-9	13-9	—	84-70
1915	—	9-13	—	10-12	14-8	—	8-12	—	—	—	—	7-15	8-14	13-9	—	69-83
1916	—	10-11	—	15-7	12-10	—	7-15	—	—	—	—	9-13	17-5	16-5	—	86-66
1917	—	15-7	—	14-8	15-7	—	13-9	—	—	—	—	14-8	16-6	11-11	—	98-56
1918	—	15-1	—	13-4	6-14	—	12-8	—	—	—	—	10-3	8-11	7-12	—	71-53
1919	—	14-6	—	14-6	14-6	—	12-8	—	—	—	—	14-6	11-9	8-12	—	87-53
1920	—	12-10	—	11-11	15-7	—	7-15	—	—	—	—	12-10	13-9	16-6	—	86-68
1921	—	13-8	—	11-11	14-8	—	10-12	—	—	—	—	16-6	16-6	14-8	—	94-59
1922	—	14-8	—	13-9	14-8	—	14-8	—	—	—	—	15-7	11-11	12-10	—	93-61
1923	—	16-6	—	14-7	12-10	—	11-11	—	—	—	—	19-3	13-9	10-12	—	95-58
1924	—	17-5	—	13-9	13-9	—	14-8	—	—	—	—	14-7	9-13	13-9	—	93-60
1925	—	11-11	—	12-9	15-7	—	12-10	—	—	—	—	13-8	12-10	13-9	—	86-66
1926	—	10-12	—	10-12	8-14	—	13-9	—	—	—	—	12-7	6-16	15-7	—	74-77
1927	—	15-7	—	12-10	12-10	—	12-10	—	—	—	—	15-7	11-11	15-7	—	92-62
1928	—	16-6	—	14-8	8-14	—	13-9	—	—	—	—	17-5	11-11	14-8	—	93-61
1929	—	13-9	—	13-9	10-12	—	7-14	—	—	—	—	16-5	13-8	12-10	—	84-67
1930	—	11-11	—	10-12	12-10	—	9-13	—	—	—	—	16-6	14-8	15-7	—	87-67
1931	—	16-6	—	10-12	10-12	—	10-10	—	—	—	—	14-8	12-10	15-7	—	87-65
1932	—	11-11	—	14-8	7-15	—	7-15	—	—	—	—	11-11	7-15	15-7	—	72-82
1933	—	10-12	—	9-13	13-9	—	14-8	—	—	—	—	15-6	13-9	17-4	—	91-61
1934	—	15-7	—	9-13	10-11	—	14-8	—	—	—	—	15-7	14-8	16-6	—	93-60
1935	—	16-5	—	14-8	8-14	—	13-9	—	—	—	—	12-10	14-8	14-8	—	91-62
1936	—	13-9	—	10-12	11-11	—	13-9	—	—	—	—	17-5	15-7	13-9	—	92-62
1937	—	10-10	—	14-8	10-12	—	16-6	—	—	—	—	15-7	16-6	14-8	—	95-57
1938	—	14-8	—	11-9	10-12	—	14-8	—	—	—	—	16-5	9-13	9-12	—	83-67
1939	—	11-10	—	9-12	11-11	—	10-12	—	—	—	—	14-7	11-11	11-11	—	77-74
1940	—	15-7	—	11-10	10-12	—	5-16	—	—	—	—	12-10	12-10	7-15	—	72-80
1941	—	16-6	—	6-15	13-9	—	8-14	—	—	—	—	16-6	8-14	7-15	—	74-79
1942	—	12-8	—	7-15	13-9	—	8-14	—	—	—	—	17-5	15-7	13-9	—	85-67
1943	—	11-11	—	4-18	9-12	—	8-14	—	—	—	—	8-14	9-13	6-16	—	55-98
1944	—	13-9	—	6-16	12-10	—	12-10	—	—	—	—	10-12	7-15	7-15	—	67-87
1945	—	10-9	—	6-16	11-11	—	7-15	—	—	—	—	17-5	11-11	16-6	—	78-74
1946	—	9-13	—	10-12	5-17	—	7-15	—	—	—	—	12-10	10-12	8-14	—	61-93
1947	—	9-13	—	13-9	15-7	—	8-14	—	—	—	—	12-10	15-7	9-13	—	81-73
1948	—	11-11	—	7-15	11-11	—	11-11	—	—	—	—	14-8	12-10	12-10	—	78-76
1949	—	10-12	—	7-15	10-12	—	8-14	—	—	—	—	11-11	12-10	15-7	—	73-81
1950	—	9-13	—	11-11	17-5	—	10-12	—	—	—	—	12-10	16-6	11-11	—	86-68
1951	—	14-8	—	11-11	15-7	—	11-14	—	—	—	—	16-6	14-8	17-5	—	98-59
1952	—	13-9	—	12-10	12-10	—	14-8	—	—	—	—	10-12	15-7	19-3	—	92-62
1953	—	8-14	—	9-13	13-9	—	7-15	—	—	—	—	9-13	11-11	13-9	—	70-84
1954	—	12-10	—	12-10	15-7	—	13-9	—	—	—	—	16-6	14-8	15-7	—	97-57
1955	—	11-11	—	13-7	10-12	—	9-13	—	—	—	—	10-12	17-5	13-9	—	80-74
1956	—	5-17	—	7-15	15-7	—	8-14	—	—	—	—	11-11	13-9	7-15	—	67-87
1957	—	9-13	—	8-14	9-13	—	10-12	—	—	—	—	10-12	13-9	10-12	—	69-85
1958	—	6-16	—	13-9	10-12	—	16-6	—	—	—	—	14-8	10-12	11-11	—	80-74
1959	—	10-12	—	16-6	10-12	—	8-14	—	—	—	—	13-9	12-10	14-8	—	83-71

	ASTROS	BRAVES	BREWERS	CARDS	CUBS	D-BACKS	DODGERS	EXPOS	MARLINS	METS	PADRES	PHILLIES	PIRATES	REDS	ROCKIES	TOTAL
	W-L	W-L	W-L	W-L	W-L	W-L	W-L	W-L	W-L	W-L	W-L	W-L	W-L	W-L	W-L	W-L
1960	—	8-14	—	13-9	13-9	—	12-10	—	—	—	—	14-8	8-14	11-11	—	79-75
1961	—	11-11	—	9-13	17-5	—	12-10	—	—	—	—	14-8	12-10	10-12	—	85-69
1962	11-7	11-7	—	9-9	12-6	—	11-10	—	—	14-4	—	13-5	11-7	11-7	—	103-62
1963	10-8	8-10	—	8-10	8-10	—	9-9	—	—	12-6	—	10-8	13-5	10-8	—	88-74
1964	11-7	9-9	—	9-9	9-9	—	12-6	—	—	11-7	—	8-10	10-8	11-7	—	90-72
1965	15-3	8-10	—	10-8	12-6	—	8-10	—	—	13-5	—	10-8	7-11	12-6	—	95-67
1966	12-6	10-8	—	12-6	12-6	—	9-9	—	—	9-9	—	8-10	11-7	10-7	—	93-68
1967	12-6	8-10	—	7-11	8-10	—	13-5	—	—	13-5	—	10-8	10-8	10-8	—	91-71
1968	10-8	9-9	—	10-8	9-9	—	9-9	—	—	11-7	—	9-9	11-7	10-8	—	88-74
1969	8-10	9-9	—	3-9	6-6	—	13-5	11-1	—	4-8	12-6	9-3	7-5	8-10	—	90-72
1970	8-10	11-7	—	7-5	5-7	—	9-9	6-6	—	6-6	13-5	4-8	8-4	9-9	—	86-76
1971	9-9	11-7	—	5-7	9-3	—	6-12	5-7	—	8-4	13-5	6-6	9-3	9-9	—	90-72
1972	5-13	11-7	—	5-7	5-7	—	9-9	6-6	—	4-8	10-4	6-6	3-9	5-10	—	69-86
1973	7-11	10-8	—	6-6	10-2	—	9-9	6-6	—	7-5	11-7	7-5	7-5	8-10	—	88-74
1974	8-10	10-8	—	6-6	6-6	—	6-12	8-4	—	6-6	7-11	4-8	4-8	7-11	—	72-90
1975	13-5	9-8	—	5-7	7-5	—	8-10	7-5	—	4-8	10-8	5-7	7-5	5-13	—	80-81
1976	8-10	9-9	—	5-7	4-8	—	10-8	5-7	—	5-7	10-8	6-6	3-9	9-9	—	74-88
1977	9-9	10-8	—	7-5	3-9	—	4-14	6-6	—	5-7	10-8	3-9	10-2	8-10	—	75-87
1978	12-6	7-11	—	9-3	8-4	—	7-11	7-5	—	9-3	10-8	6-6	8-4	6-12	—	89-73
1979	11-7	7-11	—	5-7	4-8	—	4-14	5-7	—	4-8	10-8	6-6	3-9	12-6	—	71-91
1980	7-11	6-11	—	7-5	7-5	—	5-13	5-7	—	9-3	8-10	6-6	4-8	11-7	—	75-86
1981	6-9	7-5	—	2-3	5-5	—	5-7	5-2	—	4-2	7-6	3-4	7-3	5-9	—	56-55
1982	13-5	10-8	—	5-7	6-6	—	9-9	8-4	—	8-4	8-10	2-10	6-6	12-6	—	87-75
1983	6-12	9-9	—	4-8	8-4	—	13-5	4-8	—	7-5	7-11	7-5	6-6	8-10	—	79-83
1984	6-12	8-10	—	7-5	3-9	—	8-10	5-7	—	8-4	5-13	4-8	6-6	6-12	—	66-96
1985	3-15	8-10	—	2-10	6-6	—	7-11	5-7	—	4-8	6-12	6-6	9-3	6-12	—	62-100
1986	9-9	11-7	—	5-7	6-6	—	10-8	7-5	—	5-7	10-8	3-9	8-4	9-9	—	83-79
1987	8-10	10-8	—	7-5	7-5	—	8-10	7-5	—	3-9	13-5	10-2	6-6	11-7	—	90-72
1988	11-7	13-5	—	7-5	7-5	—	6-12	5-7	—	8-4	10-8	5-7	4-8	7-11	—	83-79
1989	10-8	12-6	—	7-5	6-6	—	8-10	5-7	—	9-3	10-8	8-4	7-5	10-8	—	92-70
1990	8-10	13-5	—	9-3	5-7	—	10-8	5-7	—	5-7	11-7	4-8	4-8	11-7	—	85-77
1991	9-9	9-9	—	4-8	6-6	—	10-8	5-7	—	6-6	7-11	6-6	5-7	8-10	—	75-87
1992	6-12	7-11	—	5-7	4-8	—	11-7	7-5	—	2-10	7-11	9-3	6-6	8-10	—	72-90
1993	10-3	6-7	—	4-8	6-6	—	6-7	9-3	8-4	8-4	10-3	8-4	7-5	11-2	10-3	103-59
1994	2-8	1-5	—	2-4	4-5	—	5-5	7-5	4-2	6-6	2-5	8-4	5-1	2-7	7-3	55-60
1995	3-5	1-7	—	7-6	7-5	—	5-8	6-7	3-5	8-5	7-6	6-6	6-6	3-3	5-8	67-77
1996	4-8	5-7	—	7-6	5-7	—	6-7	4-9	7-5	6-6	2-11	6-6	4-8	4-9	8-5	68-94
1997	8-3	4-7	—	3-8	6-5	—	6-6	5-6	6-5	8-3	8-4	8-3	3-8	7-4	8-4	90-72
1998	3-6	2-7	4-5	7-5	3-7	7-5	6-6	6-3	9-0	5-4	4-8	6-2	7-2	7-2	5-7	89-74
1999	4-5	5-4	5-4	6-3	7-1	3-9	5-8	5-4	5-4	2-7	7-5	6-2	5-4	5-4	9-4	86-76
2000	8-1	3-6	6-3	5-4	5-4	7-6	5-7	6-3	6-3	5-3	7-5	7-2	6-2	6-3	7-6	97-65
2001	3-3	2-4	4-5	4-2	3-3	9-10	8-11	5-2	4-2	4-3	14-5	3-3	5-1	2-4	10-9	90-72
2002	5-1	3-3	5-1	2-4	3-3	11-8	11-8	2-4	3-4	6-0	14-5	3-3	4-2	4-2	11-8	95-66
NY TOTALS																
Wins	—	720	—	657	655	—	650	—	—	—	—	762	681	728	—	6067
Losses	—	525	—	595	606	—	606	—	—	—	—	482	578	530	—	4898
SF TOTALS																
Wins	331	357	24	297	312	37	377	200	55	281	300	319	314	369	80	3704
Losses	317	370	18	295	283	38	402	184	34	226	255	274	277	360	57	3431
OVERALL																
Wins	331	1077	24	954	967	37	1027	200	55	281	300	1081	995	1097	80	9771
Losses	317	895	18	890	889	38	1008	184	34	226	255	756	855	890	57	8329

Giants vs. American League 1997-2002

	ANGELS W-L	ATHLETICS W-L	BLUE JAYS W-L	DEVIL RAYS W-L	MARINERS W-L	ORIOLES W-L	RANGERS W-L	YANKEES W-L	INTERLEAGUE TOTAL
1997	3-1	2-2	—	—	3-1	—	2-2	—	10-6
1998	2-1	2-2	—	—	2-1	—	2-1	—	8-5
1999	2-1	3-3	—	—	2-1	—	0-3	—	7-8
2000	1-2	3-3	—	—	1-2	—	3-0	—	8-7
2001	3-0	4-2	—	—	1-2	—	2-1	—	10-5
2002	—	2-4	2-1	2-1	—	1-2	—	1-2	8-10
OVERALL	11-5	16-16	2-1	2-1	9-7	1-2	9-7	1-2	51-41

Giants Yearly Win-Loss Breakdown 1900-2002

Year	Home	Road	Day	Night	Pre-ASB	Post-ASB	X-Inn	SHO	1-RUN
1900	38-31	22-47	60-78	—	—	—	2-3	4-8	49-53
1901	30-38	22-47	52-85	—	—	—	2-6	4-8	13-19
1902	22-44	22-44	48-88	—	—	—	4-5	11-19	15-22
1903	41-27	43-28	84-55	—	—	—	6-6	8-10	13-23
1904	56-26	50-21	106-47	—	—	—	5-3	20-7	26-18
1905	54-21	51-27	105-48	—	—	—	9-2	18-11	25-18
1906	51-24	45-32	96-56	—	—	—	5-5	16-14	29-20
1907	45-30	37-41	82-71	—	—	—	9-9	21-18	31-31
1908	52-25	46-31	98-56	—	—	—	10-2	22-8	26-20
1909	44-33	48-28	92-61	—	—	—	7-7	16-12	34-17
1910	52-26	39-37	91-63	—	—	—	9-2	9-9	26-23
1911	49-25	50-29	99-54	—	—	—	3-2	18-6	23-13
1912	49-25	54-23	103-48	—	—	—	5-4	7-6	29-14
1913	54-23	47-28	101-51	—	—	—	12-5	10-15	30-15
1914	43-36	41-34	84-70	—	—	—	4-2	19-11	17-21
1915	37-38	32-45	69-83	—	—	—	4-10	19-19	18-22
1916	47-30	39-36	86-66	—	—	—	9-11	22-12	24-21
1917	50-28	48-28	98-56	—	—	—	6-7	15-11	28-20
1918	35-21	36-32	71-53	—	—	—	4-4	15-9	22-12
1919	46-23	41-30	87-53	—	—	—	8-6	11-8	25-13
1920	45-35	41-33	86-68	—	—	—	11-6	17-13	20-21
1921	53-26	41-33	94-59	—	—	—	9-6	5-6	21-21
1922	51-27	42-34	93-61	—	—	—	7-5	7-7	30-23
1923	47-30	48-28	95-58	—	—	—	5-7	8-7	28-16
1924	51-26	42-34	93-60	—	—	—	6-5	4-3	15-14
1925	47-29	39-37	86-66	—	—	—	6-7	6-9	24-14
1926	43-33	31-44	74-77	—	—	—	7-6	4-12	27-23
1927	49-25	43-37	92-62	—	—	—	9-8	6-5	31-15
1928	51-26	42-35	93-61	—	—	—	8-5	6-5	35-20
1929	39-37	45-30	84-67	—	—	—	7-7	10-10	12-26
1930	47-31	40-36	87-67	—	—	—	7-7	6-3	19-23
1931	50-27	37-38	87-65	—	—	—	1-6	17-10	18-25
1932	37-40	35-42	72-82	—	—	—	8-7	3-4	17-31
1933	48-27	43-34	91-61	—	44-27	47-34	7-4	23-11	29-16
1934	49-26	44-34	93-60	—	48-28	45-32	3-7	13-11	21-23
1935	50-27	41-35	91-62	—	50-21	41-41	13-6	10-7	24-10
1936	52-26	40-36	92-62	—	40-32	52-30	6-4	12-9	33-21
1937	50-25	45-32	95-57	—	42-26	53-31	6-5	12-6	28-17
1938	43-30	40-37	83-67	—	46-26	37-41	3-5	8-15	24-15
1939	41-33	36-41	77-74	—	40-33	37-41	5-1	6-6	19-22

Year	Home	Road	Day	Night	Pre-ASB	Post-ASB	X-Inn	SHO	1-RUN
1940	33-43	39-37	64-76	8-4	40-26	32-54	7-5	10-12	19-22
1941	38-39	36-40	71-72	3-7	39-32	35-47	6-6	12-10	21-25
1942	47-31	38-36	80-62	5-5	40-37	45-30	8-9	12-8	21-18
1943	34-43	21-55	55-90	0-8	31-46	24-52	8-9	5-12	23-32
1944	39-36	28-51	53-70	14-17	37-39	30-48	4-10	4-15	21-21
1945	47-30	31-44	64-60	14-14	41-36	37-38	5-7	13-6	28-23
1946	38-39	23-54	53-74	8-19	33-41	28-52	3-7	7-12	23-38
1947	45-31	36-42	67-61	14-12	37-30	44-43	5-3	6-7	19-24
1948	37-40	41-36	65-60	13-16	36-37	42-39	5-3	15-7	17-26
1949	43-34	30-47	58-61	15-20	38-38	35-43	6-5	10-16	12-20
1950	44-32	44-36	61-53	25-15	34-39	52-29	6-8	19-7	26-17
1951	50-28	48-31	70-46	28-13	44-36	52-23	9-9	9-7	34-21
1952	50-27	42-35	61-44	31-18	47-26	45-36	8-5	12-10	27-16
1953	38-39	32-45	52-54	18-30	45-37	25-47	3-8	10-8	9-24
1954	53-23	44-34	64-39	33-18	57-27	40-30	10-6	19-7	27-24
1955	44-35	36-39	50-46	30-28	42-41	38-33	9-9	6-5	24-19
1956	37-40	30-47	44-53	23-34	31-44	36-43	6-11	9-10	28-25
1957	37-40	32-45	46-49	23-36	37-43	32-42	10-10	9-15	26-29
1958	44-33	36-41	55-40	25-34	41-38	39-36	9-9	7-10	29-28
1959	42-35	41-36	47-54	36-27	46-35	37-36	7-8	12-9	20-22
1960	45-32	34-43	47-43	32-38	40-38	39-37	4-9	16-8	23-25
1961	45-32	40-37	52-36	31-33	44-39	41-30	7-5	9-9	29-28
1962	61-21	42-41	67-31	36-31	57-31	46-31	5-5	10-7	26-18
1963	51-31	37-43	46-39	42-35	48-37	40-37	9-11	9-12	33-28
1964	44-37	46-35	54-33	36-39	47-31	43-41	14-4	17-10	29-24
1965	51-30	44-37	56-33	39-34	45-38	50-29	11-5	17-10	24-21
1966	47-34	46-34	52-40	41-28	54-33	39-35	12-9	14-12	28-20
1967	51-31	40-40	46-43	45-28	45-38	46-33	9-9	17-9	29-29
1968	42-39	46-35	48-43	40-31	42-42	46-32	5-8	20-18	27-20
1969	52-29	38-43	52-36	38-36	54-42	36-30	9-11	15-10	27-32
1970	48-33	38-43	43-30	43-46	41-44	45-32	8-10	7-8	27-15
1971	51-30	39-42	50-31	40-41	55-35	35-37	13-6	14-6	26-25
1972	34-43	35-43	32-46	37-40	41-52	28-34	8-9	8-15	18-28
1973	47-34	41-40	47-29	41-45	56-43	32-31	13-2	8-9	31-24
1974	37-44	35-46	39-42	33-48	45-53	27-37	7-7	11-12	22-27
1975	46-35	34-46	42-37	38-44	41-47	39-34	10-5	9-10	25-24
1976	40-41	34-47	39-39	35-49	35-52	39-36	7-13	18-17	22-29
1977	38-43	37-44	33-38	42-49	43-51	32-36	9-9	10-10	26-26
1978	50-31	39-42	46-31	43-42	52-34	37-39	11-9	17-12	42-26
1979	38-43	33-48	34-40	37-51	45-48	26-43	5-6	6-14	21-30
1980	44-37	31-49	35-30	40-56	37-43	38-43	8-8	10-16	27-27
1981	29-24	27-31	18-27	38-28	27-32	29-23	7-7	9-9	13-18
1982	45-36	42-39	35-26	52-49	42-46	45-29	11-6	4-11	38-28
1983	43-38	36-45	35-32	44-51	39-40	40-43	6-6	9-6	27-31
1984	35-46	31-50	30-39	36-57	33-50	33-46	6-16	7-10	29-34
1985	38-43	24-57	39-52	23-48	33-55	29-45	10-9	5-14	22-36
1986	46-35	37-44	40-37	43-42	48-40	35-39	12-9	10-12	30-30
1987	46-35	44-37	42-24	48-48	44-44	46-28	12-11	10-8	29-33
1988	45-36	38-43	39-28	44-51	46-39	37-40	6-12	13-14	25-26
1989	53-28	39-42	39-26	53-44	51-36	41-34	5-8	16-6	30-25
1990	49-32	36-45	33-30	52-47	44-39	41-38	7-8	6-6	25-23
1991	43-38	32-49	34-27	41-60	35-46	40-41	5-8	10-13	23-32
1992	42-39	30-51	36-32	36-58	43-44	29-46	10-12	12-18	22-28
1993	50-31	53-28	54-26	49-33	59-30	44-29	8-5	9-5	28-18
1994	29-31	26-29	30-31	25-29	39-50	16-10	4-7	4-2	19-16
1995	37-35	30-42	37-34	30-43	33-36	34-41	8-7	5-8	26-15
1996	38-44	30-50	35-43	33-51	38-48	30-53	6-10	8-12	17-29
1997	48-33	42-39	41-33	49-39	51-36	39-36	11-3	9-4	23-17
1998	49-32	40-42	42-29	47-45	52-37	37-37	12-8	6-8	25-29
1999	49-32	37-44	40-34	46-42	50-38	36-38	7-7	3-2	27-23
2000	55-26	42-39	37-29	60-36	46-39	51-26	7-5	15-5	18-22
2001	49-32	41-40	30-26	60-46	46-42	44-32	6-9	8-4	28-22
2002	50-31	45-35	35-30	60-36	49-38	46-28	8-1	13-7	28-22

Giants Franchise Records 1883-2002

Batting

Player Longest With Club	Willie Mays (22 years), Mel Ott (22 years)
Highest Batting Average	Bill Terry (.401) 1930
Most Games (Season)	Jose Pagan (164) 1962
Most Games (Lifetime)	Willie Mays (2,857)
Most At Bats (Season)	Joe Moore (681) 1935
Most At Bats (Lifetime)	Willie Mays (10,477)
Most Hits (Season)	Bill Terry (254) 1930
Most Hits (Lifetime)	Willie Mays (3,187)
Most Hits (Game)	6 (8 times) Most Recent: Mike Benjamin, 6/14/1995
Most Pinch Hits (Season)	Sam Leslie (22) 1932
Most Runs Scored (Season)	Mike Tiernan (147) 1889 Since 1900.....Bill Terry (139) 1930
Most Runs Scored (Lifetime)	Willie Mays (2,011)
Longest Consecutive Game	
Hitting Streak	George Davis (33) 1893
Since 1900	Jack Clark (26) 1978
Most Doubles (Season)	Jeff Kent (49) 2001
Most Doubles (Game)	3 (many players) Most Recent: Ramon Martinez, 8/16/2002
Most Triples (Season)	George Davis (26) 1893
Since 1900	Larry Doyle (25) 1911
Most Triples (Game)	Bill Joyce (4) 5/18/1897
Most Home Runs (Season)	Barry Bonds (73) 2001
Most Home Runs (Lifetime)	Willie Mays (646)
Most Home Runs (Game)	Willie Mays (4) 4/30/1961
Most Pinch Hit Home Runs (Season)	Mike Ivie (4) 1978; Candy Maldonado (4) 1986; Ernest Riles (4) 1990
Most Grand Slams (Season)	3 (5 times) Most Recent: Jeff Kent 1997
Most Runs Batted In (Season)	Mel Ott (151) 1929
Most Runs Batted In (Lifetime)	Mel Ott (1,860)
Most Runs Batted In (Game)	Phil Weintraub (11) 4/30/1944
Most Bases on Balls (Season)	Barry Bonds (177) 2001
Most Strikeouts (Season)	Bobby Bonds (189) 1970
Most Game-Winning RBIs (Season)	Jack Clark (21) 1982
Most Times Hit By Pitch (Season)	Ron Hunt (26) 1970
Most Sacrifice Hits (Season)	Art Devlin (36) 1907
Most Sacrifice Flies (Season)	J.T. Snow (14) 2000
Most Stolen Bases (Season)	John Ward (111) 1883
Since 1900	George Burns (62) 1914
Most Stolen Bases (Lifetime)	George Burns (334)

Pitching

Most Games (Season)	Julian Tavarez (89) 1997
Most Games (Lifetime)	Gary Lavelle (647)
Most Games Won (Season)	Christy Mathewson (37) 1908
Most Games Won (Lifetime)	Christy Mathewson (372)
Most Games Lost (Season)	Luther Taylor (27) 1901
Most Consecutive Games Won (Season)	Rube Marquard (19) 1912
Most Seasons, 20 or More Wins	Christy Mathewson (13)
Most Shutouts (Season)	Christy Mathewson (12) 1908
Most Shutouts (Lifetime)	Christy Mathewson (83)
Most Consecutive Shutouts (Season)	Sal Maglie (4) 1950; Gaylord Perry (4) 1970
Most Consecutive Scoreless Innings (Season)	Carl Hubbell (46.1) 1933
Most Complete Games (Season)	Joe McGinnity (44) 1903
Most Complete Games (Lifetime)	Christy Mathewson (434)
Most Strikeouts (Season)	Christy Mathewson (267) 1903
Most Strikeouts (Lifetime)	Christy Mathewson (2,502)
Most Strikeouts (Game)	Christy Mathewson (16) 10/3/1904
Most Innings (Season)	Joe McGinnity (434) 1903
Most Innings (Career)	Christy Mathewson (4,781)
Lowest ERA (Season, 162 Innings)	Carl Hubbell (1.66) 1933
Most Saves (Season)	Rod Beck (48) 1993
Most Saves (Career)	Robb Nen (206)

Team

Most Games Won (Season)	(106) 1904
Most Games Lost (Season)	(100) 1985
Highest Club Batting Average (Season)	(.319) 1930
Lowest Club ERA (Season)	(2.71) 1968
Most Shutout Games Won (Season)	(25) 1908
Most One-Run Games Won (Season)	(42) 1978
Longest Winning Streak (Season)	(26 games) 1916
Longest Losing Streak (Season)	(13 games) 1902, 1944
Most Runs (Season)	(959) 1930
Most Runs (Game)	(29) 6/15/1887
Since 1900	(26) 4/30/1944
Most Runs (Inning)	(13) 5 times, Most Recent: 7/15/1997
Most Hits (Season)	(1,769) 1930
Most Hits (Game)	(31) 6/9/1901
Most Doubles (Season)	(307) 1999
Most Triples (Season)	(105) 1911
Most Home Runs (Season)	(235) 2001
Most Home Runs (Game)	(8) 4/30/1961, (Mays 4, Pagan 2, F. Alou 1, Cepeda 1)
Most Pinch Hit Home Runs (Season)	(14) 2001
Most Grand Slams (Season)	(7) 1951, 1954, 1970, 1998
Most Pinch Hit Grand Slam Home Runs (Season)	(3) 1973, 1978
Most Total Bases (Season)	(2,628) 1930
Most Total Bases (Game)	(50) 5/13/1958
Most Players Five or More Hits (Game)	(3) 6/9/01, 6/1/1923
Most Stolen Bases (Season)	(347) 1911
Most Errors (Season)	(307) 1909
Fewest Errors (Season)	(90) 2002
Most Double Plays (Season)	(183) 1987
Longest Game (Time, Nine Innings)	(4:27) 10/5/2001
Longest Game (Time and Innings)	(7:23, 23 innings) San Francisco at New York 5/31/1964
Most Players Used (Season)	(51) 1990
Most Pitchers Used (Season)	(26) 1990

San Francisco Giants Records 1958-2002

Batting

Player Longest With Club.....	Willie McCovey (19 years)
Highest Batting Average (Season).....	Willie Mays (.347) 1958
Most Games (Season).....	Jose Pagan (164) 1962
Most Games (Lifetime).....	Willie McCovey (2,256)
Most At Bats (Season).....	Bobby Bonds (653) 1970
Most At Bats (Lifetime).....	Willie Mays (7,578)
Most Hits (Season).....	Willie Mays (208) 1958
Most Hits (Lifetime).....	Willie Mays (2,284)
Most Hits (Game).....	Jesus Alou (6) 7/10/1964; Mike Benjamin (6) 6/14/1995
Most Hits (Rookie Season).....	Orlando Cepeda (188) 1958
Most Pinch Hits (Season).....	Ken Oberkfell (18) 1989
Most Runs Scored (Season).....	Bobby Bonds (134) 1970
Most Runs Scored (Lifetime).....	Willie Mays (1,480)
Most Runs Scored (Game).....	Willie Mays (5) 4/24/1964; Willie Mays (5) 9/19/1964; Barry Bonds (5) 8/4/1993; Barry Bonds (5) 4/18/2000
Longest Consecutive Game	
Hitting Streak.....	Jack Clark (26) 1978
Most Doubles (Season).....	Jeff Kent (49) 2001
Most Doubles (Game).....	3 (many players)
Most Recent:	Ramon Martinez, 8/16/2002
Most Triples (Season).....	Willie Mays (12) 1960
Most Triples (Game).....	Willie Mays (3) 9/15/1960
Most Home Runs (Season).....	Barry Bonds (73) 2001
Most Home Runs (Lifetime).....	Willie McCovey (469)
Most Home Runs (Game).....	Willie Mays (4) 4/30/1961
Most Pinch Hit Home Runs (Season).....	Mike Ivie (4) 1978; Candy Maldonado (4) 1986; Ernest Riles (4) 1990
Most Home Runs (Rookie Season).....	Jim Ray Hart (31) 1964
Most Grand Slams (Season).....	Willie McCovey (3) 1967; Jeff Kent (3) 1997
Most Pinch Hit Grand Slam Home	
Runs (Season).....	Mike Ivie (2) 1978
Most Runs Batted In (Season).....	Orlando Cepeda (142) 1961
Most Runs Batted In (Lifetime).....	Willie McCovey (1,388)
Most Runs Batted In (Game).....	Willie Mays (8) 4/30/1961; Orlando Cepeda (8) 7/4/1961
Most Runs Batted In (Rookie Season).....	Orlando Cepeda (96) 1958
Most Bases on Balls (Season).....	Barry Bonds (198) 2002
Most Strikeouts (Season).....	Bobby Bonds (189) 1970
Most Times Hit by Pitch (Season).....	Ron Hunt (26) 1970
Most Sacrifice Hits (Season).....	Rick Reuschel (19) 1988
Most Sacrifice Flies (Season).....	J.T. Snow (14) 2000
Most Stolen Bases (Season).....	Bill North (58) 1979
Most Stolen Bases (Lifetime).....	Bobby Bonds (263)
Most Stolen Bases (Rookie Season).....	Dan Gladden (31) 1984

Pitching

Most Games (Season).....	Julian Tavarez (89) 1997
Most Games (Lifetime).....	Gary Lavelle (647)
Most Games Won (Season).....	Juan Marichal (26) 1968
Most Games Won (Lifetime).....	Juan Marichal (238)
Most Games Lost (Season).....	Ray Sadecki (18) 1968
Most Games Won (Rookie Season).....	John Montefusco (15) 1975
Most Consecutive Games Won	
(Season).....	Jack Sanford (16) 1962
Most Seasons, 20 or More Wins.....	Juan Marichal (6)
Most Shutouts (Season).....	Juan Marichal (10) 1965
Most Shutouts (Lifetime).....	Juan Marichal (52)
Most Consecutive Shutouts	
(Season).....	Gaylord Perry (4) 1970
Most Consecutive Scoreless Innings	
(Season).....	Gaylord Perry (40) 1970
Most Complete Games (Season).....	Juan Marichal (30) 1968
Most Complete Games (Lifetime).....	Juan Marichal (244)
Most Strikeouts (Season).....	Juan Marichal (248) 1963
Most Strikeouts (Lifetime).....	Juan Marichal (2,281)
Most Strikeouts (Game).....	Gaylord Perry (15) 7/22/1966
Most Strikeouts (Rookie Season).....	John Montefusco (215) 1975
Most Innings (Season).....	Gaylord Perry (329) 1970
Most Innings (Career).....	Juan Marichal (3,442)
Lowest ERA (Season, 162 Innings).....	Bob Bolin (1.98) 1988
Most Saves (Season).....	Rod Beck (48) 1993
Most Saves (Career).....	Robb Nen (206)

Team

Most Games Won (Season).....	(103) 1962, 1993
Most Games Lost (Season).....	(100) 1985
Highest Club Batting Average (Season).....	(.278) 2000
Lowest Club ERA (Season).....	(2.71) 1968
Most Shutout Games Won (Season).....	(20) 1968
Most One-Run Games Won (Season).....	(42) 1978
Longest Winning Streak (Season).....	(14 games) 1965
Longest Losing Streak (Season).....	(10 games) 1985, 1996
Most Runs (Season).....	(925) 2000
Most Runs (Game).....	(23) 6/8/1990 at Atlanta
Most Runs (Inning).....	(13) 5/7/1966, 7/15/1997
Most Hits (Season).....	(1,552) 1962
Most Hits (Game).....	(27) 6/8/1990 at Atlanta
Most Doubles (Season).....	(307) 1999
Most Triples (Season).....	(62) 1960
Most Home Runs (Season).....	(235) 2001
Most Home Runs (Game).....	(8) 4/30/1961, (Mays 4, Pagan 2, F. Alou 1, Cepeda 1)
Most Pinch Hit Home Runs (Season).....	(14) 2001
Most Grand Slam Home Runs (Season).....	(7) 1970, 1998
Most Pinch Hit Grand	
Slam Home Runs (Season).....	(3) 1973, 1978
Most Total Bases (Season).....	(2,582) 2001
Most Total Bases (Game).....	(50) 5/13/1958
Most Players Five or More Hits (Game).....	(2) 7/17/1978, (Evans, Whitfield)
Most Stolen Bases (Season).....	(148) 1986
Most Errors (Season).....	(186) 1976
Fewest Errors (Season).....	(90) 2002
Most Double Plays (Season).....	(183) 1987
Longest Game (Time, Nine Innings).....	(4:27) 10/5/2001
Longest Game (Time and Innings).....	(7:23, 23 innings) San Francisco at New York 5/31/1964
Most Players Used (Season).....	(51) 1990
Most Pitchers Used (Season).....	(26) 1990

Franchise Batting All-Time Top Tens

Games	
Mays	2857
Ott	2730
McCovey	2256
Terry	1721
Jackson	1656
Doyle	1615
Davenport	1501
Lockman	1485
Tiernan	1474
Ba. Bonds	1429

Extra Base Hits	
Mays	1289
Ott	1071
McCovey	822
Ba. Bonds	768
Terry	640
Tiernan	515
Jackson	512
Cepeda	474
W. Clark	462
Doyle	459

Total Bases	
Mays	5907
Ott	5041
McCovey	3779
Terry	3253
Ba. Bonds	3157
Tiernan	2765
Jackson	2636
Doyle	2461
Cepeda	2234
Lockman	2216
J. Moore	2216

Triples	
Tiernan	159
Mays	139
Connor	129
Doyle	117
Terry	112
Ewing	108
G.S. Davis	97
Youngs	93
Van Haltren	90
Jackson	86

Hits	
Mays	3187
Ott	2876
Terry	2193
McCovey	1974
Tiernan	1875
Jackson	1768
Doyle	1751
J. Moore	1615
Van Haltren	1592
Lockman	1571

At-Bats	
Mays	10477
Ott	9456
McCovey	7214
Terry	6428
Jackson	6086
Doyle	5995
Tiernan	5910
Lockman	5584
J. Moore	5427
G.J. Burns	5311

Batting Average	
Terry	.341
G.S. Davis	.335
Connor	.334
Van Haltren	.323
Youngs	.322
Frisch	.321
Lindstrom	.318
Tiernan	.317
Ewing	.315
E. Meusel	.314

Runs Batted In	
Ott	1860
Mays	1859
McCovey	1388
Ba. Bonds	1096
Terry	1078
Jackson	929
Tiernan	852
G.S. Davis	805
Cepeda	767
Kelly	761

Home Runs	
Mays	646
Ott	511
McCovey	469
Ba. Bonds	437
Williams	247
Cepeda	226
Thomson	189
Bo. Bonds	186
W. Clark	176
Kent	175

Doubles	
Mays	504
Ott	488
Terry	374
McCovey	308
Ba. Bonds	294
Jackson	291
Doyle	275
G.J. Burns	267
J. Moore	258
W. Clark	249

Runs	
Mays	2011
Ott	1859
Tiernan	1312
Ba. Bonds	1158
Terry	1120
McCovey	1113
Van Haltren	982
Connor	939
Doyle	906
G.J. Burns	877

Stolen Bases	
G.J. Burns	334
Mays	332
Doyle	271
Devlin	264
Bo. Bonds	263
Ba. Bonds	242
Murray	231
Frisch	224
Merkle	192
Snodgrass	190

Franchise Pitching All-Time Top Tens

Games	
Lavelle	647
Mathewson	634
Minton	552
Hubbell	535
Moffitt	459
Marichal	458
Fitzsimmons	403
Barr	394
Schumacher	391
Perry	367

Wins	
Mathewson	372
Hubbell	253
Marichal	238
Fitzsimmons	170
Schumacher	158
McGinnity	151
Wiltse	136
Perry	134
Jansen	120
Tesreau	115

Completed Games	
Mathewson	434
Hubbell	245
Marichal	244
Fitzsimmons	150
Schumacher	133
Perry	125
Tesreau	124
Jansen	105
Marquard	100
Nehf	95

Bases on Balls	
Schumacher	902
Mathewson	839
Hubbell	725
Marichal	690
Fitzsimmons	670
Ames	620
Perry	581
Tesreau	572
Antonelli	548
Taylor	535

Shutouts	
Mathewson	83
Marichal	52
Hubbell	36
Wiltse	29
Schumacher	29
Tesreau	27
McGinnity	26
Taylor	21
Fitzsimmons	21
Antonelli	21
Perry	21

Innings Pitched	
Mathewson	4772
Hubbell	3591
Marichal	3443
Fitzsimmons	2515
Schumacher	2483
Perry	2295
McGinnity	2151
Wiltse	2050
Ames	1944
Taylor	1853

Saves	
Nen	206
Beck	199
Lavelle	127
Minton	125
Moffitt	83
Linzy	77
Garrelts	48
Miller	46
Brantley	42
McMahon	36

Strikeouts	
Mathewson	2502
Marichal	2281
Hubbell	1677
Perry	1606
Ames	1118
McCormick	1030
Bolin	977
Wiltse	948
Antonelli	919
Schumacher	906

San Francisco Batting All-Time Top Tens

Games

McCovey.....	2256
Mays.....	2095
Davenport.....	1501
Ba. Bonds.....	1429
Thompson.....	1304
W. Clark.....	1160
Williams.....	1120
Cepeda.....	1114
Speier.....	1114
Lanier.....	1101

Hits

Mays.....	2284
McCovey.....	1974
Ba. Bonds.....	1478
Cepeda.....	1286
W. Clark.....	1278
Thompson.....	1187
Davenport.....	1142
Bo. Bonds.....	1116
Williams.....	1092
J. Clark.....	1034

Home Runs

McCovey.....	469
Mays.....	459
Ba. Bonds.....	437
Williams.....	247
Cepeda.....	226
Bo. Bonds.....	186
W. Clark.....	176
Kent.....	175
J. Clark.....	163
Hart.....	157

At-Bats

Mays.....	7578
McCovey.....	7214
Ba. Bonds.....	4751
Thompson.....	4612
Davenport.....	4427
W. Clark.....	4269
Cepeda.....	4178
Williams.....	4139
Bo. Bonds.....	4047
Fuentes.....	3823

Doubles

Mays.....	376
McCovey.....	308
Ba. Bonds.....	294
W. Clark.....	249
Kent.....	247
Thompson.....	238
Cepeda.....	226
J. Clark.....	197
Bo. Bonds.....	188
Williams.....	179

Runs Batted In

McCovey.....	1388
Mays.....	1350
Ba. Bonds.....	1096
Cepeda.....	767
Williams.....	732
W. Clark.....	709
Kent.....	689
J. Clark.....	595
Bo. Bonds.....	552
Hart.....	526

Runs

Mays.....	1480
Ba. Bonds.....	1158
McCovey.....	1113
Bo. Bonds.....	765
W. Clark.....	687
Thompson.....	671
Cepeda.....	652
J. Clark.....	597
Kent.....	570
Davenport.....	552

Triples

Mays.....	76
McCovey.....	45
Bo. Bonds.....	42
Herndon.....	39
Thompson.....	39
Ba. Bonds.....	37
Davenport.....	37
W. Clark.....	37
Uribe.....	34
Fuentes.....	33

Stolen Bases

Bo. Bonds.....	263
Ba. Bonds.....	242
Mays.....	211
Lewis.....	138
North.....	129
Butler.....	125
J. Leonard.....	115
Thompson.....	103
Davis.....	95
Gladden.....	94

San Francisco Pitching All-Time Top Tens

Games

Lavelle.....	647
Minton.....	552
Moffitt.....	459
Marichal.....	458
Beck.....	416
Barr.....	394
Perry.....	367
Nen.....	365
McCormick.....	357
Garrelts.....	352

Shutouts

Marichal.....	52
Perry.....	21
Barr.....	20
McCormick.....	19
Montefusco.....	12
Knepper.....	12
Bolin.....	10
Sanford.....	9
Blue.....	7
Jones.....	7

Wins

Marichal.....	238
Perry.....	134
McCormick.....	104
Barr.....	90
Sanford.....	89
Rueter.....	84
Bolin.....	73
Lavelle.....	73
Blue.....	72
Garrelts.....	69

Innings Pitched

Marichal.....	3443
Perry.....	2295
Barr.....	1800
McCormick.....	1741
Sanford.....	1404
Bolin.....	1282
Montefusco.....	1182
Rueter.....	1169
Krukow.....	1154
Blue.....	1132

Complete Games

Marichal.....	244
Perry.....	125
McCormick.....	77
Barr.....	59
Sanford.....	54
O'Dell.....	41
Halicki.....	36
Knepper.....	36
Three tied with.....	31

Strikeouts

Marichal.....	2281
Perry.....	1606
Bolin.....	977
McCormick.....	976
Montefusco.....	869
Krukow.....	802
Estes.....	795
Sanford.....	781
Ortiz.....	712
Blue.....	704

San Francisco Giants Opening Day Lineups 1958-2002

1958

Davenport 3B
King LF
Mays CF
Kirkland RF
Cepeda 1B
Spencer SS
O'Connell 2B
Thomas C
Gomez P

1959

Davenport 3B
Brandt LF
Mays CF
Cepeda 1B
Kirkland RF
Spencer 2B
Rodgers SS
Schmidt C
Antonelli P

1960

Blasingame 2B
Davenport 3B
Mays CF
McCovey LF
Cepeda 1B
Kirkland RF
Bressoud SS
Schmidt C
Jones P

1961

F. Alou LF
Kuenn 3B
Mays CF
McCovey 1B
Cepeda RF
Haller C
Hiller 2B
Bressoud SS
Jones P

1962

Kuenn LF
Pagan SS
Mays CF
Cepeda 1B
F. Alou RF
Bailey C
Davenport 3B
Hiller 2B
Marichal P

1963

Hiller 2B
Davenport 3B
Mays CF
McCovey LF
Cepeda 1B
Haller C
F. Alou RF
Pagan SS
Sanford P

1964

Kuenn RF
Davenport 2B
McCovey LF
Mays CF
Cepeda 1B
Hart 3B
Haller C
Pagan SS
Marichal P

1965

Kuenn LF
Lanier 2B
Mays CF
Hart 3B
McCovey 1B
J. Alou RF
Haller C
Pagan SS
Marichal P

1966

Lanier 2B
Gabrielson LF
Mays CF
McCovey 1B
Hart 3B
J. Alou RF
Haller C
Fuentes SS
Marichal P

1967

Henderson RF
J. Alou LF
Mays CF
McCovey 1B
Hart 3B
Haller C
Davenport SS
Lanier 2B
Marichal P

1968

Hunt 2B
Davenport 3B
Mays CF
McCovey 1B
Hart LF
Hiatt C
J. Alou RF
Lanier SS
Marichal P

1969

Mays CF
Hunt 2B
Bonds RF
McCovey 1B
Hart LF
Dietz C
Etheridge 3B
Lanier SS
Marichal P

1970

Bonds RF
Gallagher 3B
Mays CF
McCovey 1B
Henderson LF
Dietz C
Fuentes 2B
Lanier SS
Perry P

1971

Bonds RF
Fuentes 2B
Mays CF
McCovey 1B
Henderson LF
Dietz C
Gallagher 3B
Lanier SS
Marichal P

1972

Mays CF
Fuentes 2B
Henderson LF
McCovey 1B
Bonds RF
Kingman 3B
Healy C
Speier SS
Marichal P

1973

Bonds RF
Fuentes 2B
Speier SS
McCovey 1B
Maddox CF
Gallagher 3B
Matthews LF
Rader C
Marichal P

1974

Bonds RF
Fuentes 2B
Maddox CF
Matthews LF
Ontiveros 1B
Kingman 3B
Speier SS
Rudolph C
Bradley P

1975

Maddox CF
Thomas 2B
Thomasson 1B
Murcer RF
Matthews LF
Speier SS
Ontiveros 3B
Rader C
Barr P

1976

Thomas 2B
Joshua CF
Murcer RF
Matthews LF
Montanez 1B
Speier SS
Reitz 3B
Rader C
Montefusco P

1977

Thomasson CF
Andrews 2B
Madlock 3B
Evans LF
McCovey 1B
Whitfield RF
Speier SS
Hill C
Montefusco P

1978

Herndon CF
Andrews 2B
Evans 3B
McCovey 1B
J. Clark RF
Whitfield LF
Hill C
LeMaster SS
Montefusco P

1979

North CF
Whitfield LF
Madlock 2B
J. Clark RF
Evans 3B
Ivie 1B
Hill C
Metzger SS
Blue P

1980

North CF
Evans 3B
J. Clark RF
Ivie 1B
Herndon LF
Stennett 2B
Hill C
LeMaster SS
Knepper P

1981

North CF
Cabell 1B
Morgan 2B
J. Clark RF
Evans 3B
Herndon LF
May C
LeMaster SS
Blue P

1982

C. Davis LF
Morgan 2B
J. Clark RF
Smith 1B
Evans 3B
Leonard CF
May C
LeMaster SS
Holland P

1983

LeMaster SS
 Kuiper 2B
 C. Davis CF
 J. Clark RF
 Leonard LF
 Evans 1B
 Brenly C
 O'Malley 3B
 Krukow P

1984

LeMaster SS
 Trillo 2B
 J. Clark RF
 Oliver 1B
 Leonard LF
 Youngblood 3B
 C. Davis CF
 Brenly C
 M. Davis P

1985

Gladden CF
 Trillo 2B
 C. Davis RF
 Leonard LF
 Brenly C
 Green 1B
 Brown 3B
 LeMaster SS
 Hammaker P

1986

Gladden CF
 W. Clark 1B
 C. Davis RF
 Leonard LF
 Brown 3B
 Brenly C
 Thompson 2B
 Uribe SS
 Krukow P

1987

W. Clark 1B
 Brown 3B
 Leonard LF
 Maldonado RF
 C. Davis CF
 Brenly C
 Thompson 2B
 Uribe SS
 Krukow P

1988

Butler CF
 Aldrete LF
 W. Clark 1B
 Maldonado RF
 Mitchell 3B
 Melvin C
 Thompson 2B
 Uribe SS
 Dravecky P

1989

Butler CF
 Thompson 2B
 W. Clark 1B
 Mitchell LF
 Maldonado RF
 Kennedy C
 Williams 3B
 Uribe SS
 Reuschel P

1990

Butler CF
 Bass RF
 W. Clark 1B
 Mitchell LF
 Williams 3B
 Thompson 2B
 Carter C
 Uribe SS
 Reuschel P

1991

Thompson 2B
 McGee CF
 W. Clark 1B
 Mitchell LF
 Williams 3B
 Bass RF
 Decker C
 Benjamin SS
 Burkett

1992

Lewis CF
 Felder LF
 W. Clark 1B
 Williams 3B
 Snyder RF
 Thompson 2B
 Clayton SS
 Manwaring C
 Swift P

1993

McGee RF
 Martinez CF
 W. Clark 1B
 Williams 3B
 Ba. Bonds LF
 Thompson 2B
 Clayton SS
 Manwaring C
 Burkett P

1994

Lewis CF
 Thompson 2B
 McGee RF
 Williams 3B
 Ba. Bonds LF
 Benzinger 1B
 Clayton SS
 Manwaring C
 Burkett P

1995

Lewis CF
 Thompson 2B
 Ba. Bonds LF
 Williams 3B
 Hill RF
 Phillips 1B
 Clayton SS
 Manwaring C
 Mulholland P

1996

Javier CF
 Thompson 2B
 Ba. Bonds LF
 Williams 3B
 Carreon 1B
 Hill RF
 Dunston SS
 Manwaring C
 Leiter P

1997

Hamilton CF
 Vizcaino SS
 Hill RF
 Ba. Bonds LF
 Kent 2B
 Snow 1B
 Wilkins C
 Mueller 3B
 Gardner P

1998

Hamilton CF
 Mueller 3B
 Ba. Bonds LF
 Kent 2B
 Snow 1B
 Javier RF
 B. Johnson C
 Aurilia SS
 Estes P

1999

Benard CF
 Mueller 3B
 Ba. Bonds LF
 Kent 2B
 Snow 1B
 Burks RF
 Mayne C
 Aurilia SS
 Gardner P

2000

Benard CF
 Mueller 3B
 Ba. Bonds LF
 Kent 2B
 Snow 1B
 Burks RF
 Aurilia SS
 Estalella C
 Hernández P

2001

Benard CF
 Aurilia SS
 Ba. Bonds LF
 Kent 2B
 Snow 1B
 R. Davis 3B
 Rios RF
 Estalella C
 Hernandez P

2002

Shinjo CF
 Aurilia SS
 Ba. Bonds LF
 R. Sanders RF
 Snow 1B
 Santiago C
 Bell 2B
 Feliz 3B
 Hernandez P

Yearly Team Batting Totals 1900-2002

YEAR	R	OR	AB	H	2B	3B	HR	BB	SO	AVG	OBP	SLG	SB	E	DP	FA
1900	713	823	4724	1317	177	61	23	369	343	.279	.335	.357	236	439	124	.928
1901	544	755	4839	1225	167	46	19	303	575	.253	.301	.318	133	348	81	.941
1902	401	590	4571	1088	147	34	8	252	530	.238	.283	.290	187	330	104	.943
1903	729	567	4741	1290	181	49	20	379	(NA)	.272	.326	.344	264	287	87	.951
1904	744	476	5150	1347	202	65	31	434	(NA)	.262	.319	.344	283	294	93	.956
1905	778	505	5094	1392	191	88	39	517	(NA)	.273	.340	.368	291	258	93	.960
1906	625	510	4768	1217	162	53	15	563	(NA)	.255	.334	.321	288	233	84	.963
1907	574	510	4874	1222	160	48	23	516	(NA)	.251	.322	.317	205	232	75	.963
1908	652	456	5006	1339	182	43	20	494	(NA)	.267	.333	.333	181	250	79	.962
1909	623	546	5218	1327	173	68	26	530	(NA)	.254	.329	.328	234	307	99	.954
1910	715	567	5061	1391	204	83	31	562	489	.275	.354	.366	282	291	117	.955
1911	756	542	5006	1399	225	103	41	530	506	.279	.358	.390	347	256	86	.959
1912	823	571	5067	1451	231	89	47	514	497	.286	.360	.395	319	280	123	.956
1913	684	515	5218	1427	226	71	30	444	501	.273	.338	.361	296	254	107	.961
1914	672	576	5146	1363	222	59	30	447	479	.265	.330	.348	239	254	119	.961
1915	582	628	5218	1312	195	68	24	315	547	.251	.300	.329	155	256	119	.960
1916	597	504	5152	1305	188	74	42	356	558	.253	.307	.343	206	217	108	.966
1917	635	457	5211	1360	170	71	39	373	533	.261	.317	.343	162	208	122	.968
1918	480	415	4164	1081	150	53	13	271	365	.260	.310	.330	130	152	78	.971
1919	605	470	4664	1254	204	64	40	328	407	.269	.322	.366	157	216	96	.964
1920	682	543	5309	1427	210	76	46	432	545	.269	.327	.363	131	210	137	.969
1921	840	637	5278	1575	237	93	75	469	390	.298	.359	.421	137	187	155	.971
1922	852	658	5454	1661	253	90	80	448	421	.305	.363	.428	116	194	145	.970
1923	854	679	5452	1610	248	76	85	487	406	.295	.356	.415	106	176	141	.972
1924	857	641	5445	1634	269	81	95	467	479	.300	.358	.432	82	186	160	.971
1925	736	702	5327	1507	239	61	114	411	494	.283	.337	.415	79	199	129	.968
1926	663	668	5167	1435	214	58	73	339	420	.278	.325	.384	94	186	150	.970
1927	817	720	5372	1594	252	62	109	461	462	.297	.356	.427	73	195	160	.969
1928	807	653	5459	1600	276	59	118	444	376	.293	.349	.430	62	178	175	.972
1929	897	709	5388	1594	251	47	136	482	405	.296	.358	.436	85	158	163	.975
1930	959	814	5553	1769	264	83	143	422	382	.319	.369	.473	59	164	144	.974
1931	768	599	5372	1554	251	64	101	383	395	.289	.340	.416	83	159	126	.974
1932	755	706	5530	1527	263	54	116	348	391	.276	.322	.406	31	191	143	.969
1933	636	515	5461	1437	204	41	82	377	477	.263	.312	.361	31	178	156	.973
1934	760	583	5396	1485	240	41	126	406	526	.275	.329	.405	19	179	141	.972
1935	770	675	5623	1608	248	56	123	392	479	.286	.336	.416	32	174	129	.972
1936	742	621	5449	1529	237	48	97	431	452	.281	.337	.395	31	168	164	.974
1937	732	602	5329	1484	251	41	111	412	492	.278	.334	.403	45	159	143	.974
1938	705	637	5255	1424	210	36	125	465	528	.271	.334	.396	31	168	147	.973
1939	703	685	5129	1395	211	38	116	498	499	.272	.340	.396	26	153	151	.975
1940	663	659	5324	1423	201	46	91	453	478	.267	.329	.374	45	139	132	.977
1941	667	706	5395	1401	248	35	95	504	518	.260	.326	.371	36	160	144	.974
1942	675	600	5210	1323	162	35	109	558	511	.254	.330	.361	39	138	128	.977
1943	558	713	5290	1309	153	33	81	480	470	.247	.313	.335	35	166	140	.973
1944	682	773	5306	1398	191	47	93	512	480	.263	.331	.370	38	179	128	.971
1945	668	700	5350	1439	175	35	114	501	457	.269	.336	.379	38	166	112	.973
1946	612	685	5191	1326	176	37	121	532	546	.255	.328	.374	46	159	121	.973
1947	830	761	5343	1446	220	48	221	494	568	.271	.335	.454	29	155	136	.974
1948	780	704	5277	1352	210	49	164	599	648	.256	.334	.408	51	156	134	.974
1949	736	693	5308	1383	203	52	147	613	523	.261	.340	.401	43	161	134	.973

YEAR	R	OR	AB	H	2B	3B	HR	BB	SO	AVG	OBP	SLG	SB	E	DP	FA
1950	735	643	5238	1352	204	50	133	627	629	.258	.342	.392	42	137	181	.977
1951	781	641	5360	1396	201	53	179	671	624	.260	.347	.418	55	171	175	.972
1952	722	639	5229	1337	186	56	151	536	672	.256	.329	.399	30	158	175	.974
1953	768	747	5362	1452	195	45	176	499	608	.271	.336	.422	31	151	151	.975
1954	732	550	5245	1386	194	42	186	522	561	.264	.335	.424	30	154	172	.975
1955	702	673	5288	1377	173	34	169	497	581	.260	.328	.402	38	142	165	.976
1956	540	650	5190	1268	192	45	145	402	659	.244	.301	.382	67	144	143	.976
1957	643	701	5346	1349	171	54	157	447	669	.252	.313	.393	64	161	180	.974
1958	727	698	5318	1399	250	42	170	531	817	.263	.334	.422	64	152	156	.975
1959	705	613	5281	1377	239	35	167	473	875	.261	.324	.414	81	152	118	.974
1960	671	631	5324	1357	220	62	130	467	846	.255	.319	.393	86	166	117	.972
1961	773	655	5233	1379	219	32	183	506	764	.264	.332	.423	79	133	126	.977
1962	878	690	5588	1552	235	32	204	523	822	.278	.334	.441	73	142	153	.977
1963	725	641	5579	1442	206	35	197	441	889	.258	.318	.414	55	156	113	.975
1964	656	587	5535	1360	185	38	165	505	900	.246	.313	.382	64	159	136	.975
1965	682	593	5495	1384	169	43	159	476	844	.252	.315	.385	47	148	124	.976
1966	675	626	5539	1373	195	31	181	414	860	.248	.304	.392	29	168	131	.974
1967	652	551	5524	1354	201	39	140	520	978	.245	.315	.372	22	134	149	.979
1968	599	529	5441	1301	162	33	108	508	904	.239	.310	.341	50	162	125	.975
1969	713	636	5474	1325	187	28	136	711	1054	.242	.336	.361	71	169	155	.974
1970	831	826	5578	1460	257	35	165	729	1005	.262	.353	.409	83	170	153	.973
1971	705	644	5461	1348	224	36	140	654	1042	.247	.331	.378	101	179	153	.972
1972	662	649	5245	1281	211	36	150	480	964	.244	.311	.384	123	156	121	.974
1973	739	702	5537	1452	212	52	161	590	913	.262	.337	.407	112	163	138	.974
1974	634	723	5482	1380	228	38	93	548	869	.252	.323	.358	107	175	153	.972
1975	659	671	5447	1412	235	45	84	604	775	.259	.336	.365	99	146	164	.976
1976	595	686	5452	1340	211	37	85	518	778	.246	.314	.345	88	186	153	.971
1977	673	711	5497	1392	227	41	134	568	842	.253	.326	.383	90	179	136	.972
1978	613	594	5364	1331	240	41	117	554	814	.248	.320	.374	87	146	118	.977
1979	672	751	5395	1328	192	36	125	580	925	.246	.322	.365	140	163	138	.974
1980	573	634	5368	1310	199	44	80	509	840	.244	.311	.342	100	159	124	.975
1981	427	414	3766	941	161	26	63	386	543	.250	.322	.357	89	102	102	.977
1982	673	687	5499	1393	213	30	133	607	915	.253	.329	.376	130	173	125	.973
1983	687	697	5369	1324	206	30	142	619	990	.247	.328	.375	140	171	109	.973
1984	682	807	5650	1499	229	26	112	528	980	.265	.330	.375	126	173	134	.973
1985	556	674	5420	1283	217	31	115	488	962	.233	.301	.348	99	148	134	.976
1986	698	618	5501	1394	269	29	114	536	1087	.253	.324	.375	148	143	149	.977
1987	783	669	5608	1458	274	32	205	511	1094	.260	.326	.430	126	129	183	.980
1988	670	626	5450	1353	227	44	113	550	1023	.248	.321	.368	121	129	145	.980
1989	699	600	5469	1365	241	52	141	508	1071	.250	.318	.390	87	114	135	.982
1990	719	710	5573	1459	221	35	152	488	973	.262	.325	.396	109	107	148	.983
1991	649	697	5463	1345	215	48	141	471	973	.246	.309	.381	95	109	151	.982
1992	574	647	5456	1330	220	36	105	435	1067	.244	.302	.355	112	113	174	.982
1993	808	636	5557	1534	269	33	168	516	930	.276	.340	.427	120	101	169	.984
1994	504	500	3869	963	159	32	123	364	719	.249	.318	.402	114	68	113	.985
1995	652	776	4971	1256	229	33	152	472	1060	.253	.323	.404	138	108	142	.980
1996	752	862	5533	1400	245	21	153	615	1189	.253	.331	.388	113	136	165	.978
1997	784	793	5485	1415	266	37	172	642	1120	.258	.337	.414	121	125	157	.980
1998	845	739	5628	1540	292	26	161	678	1040	.274	.353	.421	102	101	157	.984
1999	872	831	5563	1507	307	18	188	696	1028	.271	.356	.434	109	105	155	.983
2000	925	747	5519	1535	304	44	226	709	1032	.278	.362	.472	79	93	173	.985
2001	799	748	5612	1493	304	40	235	625	1090	.266	.342	.460	57	118	170	.981
2002	783	616	5497	1465	300	35	198	616	961	.267	.344	.442	74	90	166	.985

Bold figures indicate led league (fewest in league for opponent runs, strikeouts and errors)

Yearly Team Pitching Totals 1900-2002

YEAR	G	W-L	PCT	CG	SHO	SV	IP	H	HR	BB	SO	ERA
1900	141	60-78	.435	114	4	0	1207.1	1423	26	442	277	3.96
1901	141	52-85	.380	118	11	1	1232.0	1389	24	377	542	3.87
1902	139	44-88	.353	118	11	1	1226.1	1193	16	332	501	2.82
1903	142	84-55	.604	115	8	8	1262.2	1257	20	371	628	2.95
1904	158	106-47	.693	127	21	15	1396.2	1151	36	349	707	2.17
1905	155	105-48	.686	117	18	15	1370.0	1160	25	364	760	2.39
1906	153	96-56	.632	105	19	18	1334.1	1207	13	394	639	2.49
1907	155	82-71	.536	109	22	13	1371.0	1219	25	369	655	2.45
1908	157	98-56	.636	95	25	18	1411.0	1214	26	288	656	2.14
1909	158	92-61	.601	105	17	15	1440.2	1248	29	397	695	2.27
1910	155	91-63	.591	96	9	10	1391.2	1290	30	397	717	2.68
1911	154	99-54	.647	95	19	13	1368.0	1267	33	369	771	2.69
1912	154	103-48	.682	93	8	15	1369.2	1352	36	338	652	2.58
1913	156	101-51	.664	82	12	11	1422.0	1276	38	315	651	2.42
1914	156	84-70	.545	88	20	9	1390.2	1298	47	367	563	2.94
1915	155	69-83	.454	78	15	9	1385.0	1350	40	325	637	3.11
1916	155	86-66	.566	88	22	12	1397.1	1267	41	310	638	2.60
1917	158	98-56	.636	92	18	14	1426.2	1221	29	327	551	2.27
1918	124	71-53	.573	74	18	11	1111.2	1002	20	228	330	2.64
1919	140	87-53	.621	72	11	13	1256.0	1153	34	305	340	2.70
1920	155	86-68	.558	86	18	9	1408.2	1379	44	297	380	2.80
1921	153	94-59	.614	71	9	18	1372.1	1497	79	295	357	3.55
1922	156	93-61	.604	76	7	15	1396.1	1454	71	393	388	3.45
1923	153	95-58	.621	62	10	18	1378.0	1440	82	424	453	3.90
1924	154	93-60	.608	71	4	21	1378.2	1464	77	392	406	3.62
1925	152	86-66	.566	80	6	8	1354.0	1532	73	408	446	3.94
1926	151	74-77	.490	61	4	15	1341.2	1370	70	427	419	3.77
1927	155	92-62	.597	65	7	16	1381.2	1520	77	453	442	3.97
1928	155	93-61	.604	79	7	16	1394.0	1454	77	405	399	3.67
1929	152	84-67	.556	68	9	13	1372.0	1536	102	387	431	3.97
1930	154	87-67	.565	64	6	19	1363.1	1546	117	439	522	4.61
1931	153	87-65	.572	90	17	12	1360.2	1341	71	422	570	3.30
1932	154	72-82	.468	57	3	16	1375.1	1533	112	387	506	3.83
1933	156	91-61	.599	75	23	15	1408.2	1280	61	400	555	2.71
1934	153	93-60	.608	68	13	30	1370.0	1384	75	351	499	3.19
1935	156	91-62	.595	76	10	11	1403.2	1433	106	411	524	3.78
1936	154	92-62	.597	60	12	22	1385.2	1458	75	401	500	3.46
1937	152	95-57	.625	67	11	17	1361.0	1341	85	404	653	3.43
1938	152	83-67	.553	59	8	18	1349.0	1370	87	389	497	3.62
1939	151	77-74	.510	55	6	20	1319.0	1412	86	477	505	4.07
1940	152	72-80	.474	57	11	18	1360.1	1383	110	473	606	3.79
1941	156	74-79	.484	55	12	18	1391.2	1455	90	539	566	3.94
1942	154	85-67	.559	70	12	13	1370.0	1299	94	493	497	3.31
1943	156	55-98	.359	35	6	19	1394.2	1473	80	626	588	4.08
1944	155	67-87	.435	47	4	21	1363.2	1413	116	587	499	4.29
1945	154	78-74	.513	53	13	21	1374.2	1401	85	528	530	4.06
1946	154	61-93	.396	47	8	13	1353.1	1313	114	660	581	3.92
1947	155	81-73	.526	58	6	14	1363.2	1428	122	590	553	4.44
1948	155	78-76	.506	54	15	21	1373.0	1425	122	556	527	3.93
1949	156	73-81	.474	68	10	9	1374.1	1328	132	544	516	3.82

YEAR	G	W-L	PCT	CG	SHO	SV	IP	H	HR	BB	SO	ERA
1950	154	86-68	.558	70	19	15	1375.0	1268	140	536	596	3.71
1951	157	98-59	.624	64	9	18	1412.2	1334	148	482	625	3.48
1952	154	92-62	.597	49	12	31	1371.0	1282	121	538	655	3.59
1953	155	70-84	.455	46	10	20	1365.2	1403	146	610	647	4.25
1954	154	97-57	.630	45	19	33	1390.0	1258	113	613	692	3.09
1955	154	80-74	.519	52	6	14	1386.2	1347	155	560	721	3.77
1956	154	67-87	.435	31	9	28	1378.0	1287	144	551	765	3.78
1957	154	69-85	.448	35	9	20	1398.2	1436	150	471	701	4.01
1958	154	80-74	.519	38	7	25	1389.1	1400	166	512	775	3.98
1959	154	83-71	.539	52	12	23	1376.1	1279	139	500	873	3.47
1960	156	79-75	.513	55	16	26	1396.0	1288	107	512	897	3.44
1961	155	85-69	.552	39	9	30	1388.0	1306	152	502	924	3.77
1962	165	103-62	.624	62	10	39	1461.2	1399	148	503	886	3.79
1963	162	88-74	.543	46	9	30	1469.0	1380	126	464	954	3.35
1964	162	90-72	.556	48	17	30	1476.1	1348	118	480	1023	3.19
1965	163	95-67	.586	42	17	42	1465.1	1325	137	408	1060	3.20
1966	161	93-68	.578	52	14	27	1476.2	1370	140	359	973	3.24
1967	162	91-71	.562	64	17	25	1474.1	1283	113	453	990	2.92
1968	163	88-74	.543	77	20	16	1469.0	1302	86	344	942	2.71
1969	162	90-72	.556	71	15	17	1473.2	1381	120	461	906	3.26
1970	162	86-76	.531	50	7	30	1457.2	1514	156	604	931	4.50
1971	162	90-72	.556	45	14	30	1454.2	1324	128	471	831	3.32
1972	155	69-86	.445	44	8	23	1386.1	1309	130	507	771	3.69
1973	162	88-74	.543	33	8	44	1452.1	1442	145	485	787	3.79
1974	162	72-90	.444	27	11	25	1439.0	1409	116	559	756	3.78
1975	161	80-81	.497	37	9	24	1432.2	1406	92	612	856	3.74
1976	162	74-88	.457	27	18	31	1461.2	1464	68	518	746	3.53
1977	162	75-87	.463	27	10	33	1458.0	1501	114	529	854	3.75
1978	162	84-78	.519	42	17	29	1455.0	1377	84	453	840	3.30
1979	162	71-91	.438	25	6	34	1436.0	1484	143	577	880	4.16
1980	161	75-86	.466	27	10	35	1448.1	1446	92	492	811	3.46
1981	111	56-55	.505	8	9	33	1009.1	970	57	393	561	3.28
1982	162	87-75	.537	18	4	45	1465.1	1507	109	466	810	3.64
1983	162	79-83	.488	20	9	47	1445.2	1431	127	520	881	3.70
1984	162	66-96	.407	9	7	38	1461.0	1589	125	549	854	4.39
1985	162	62-100	.383	13	5	24	1448.0	1348	125	572	985	3.61
1986	162	83-79	.512	18	10	35	1460.1	1264	121	591	992	3.33
1987	162	90-72	.556	19	10	38	1471.0	1407	146	547	1038	3.68
1988	162	83-79	.512	25	13	42	1462.1	1323	99	422	875	3.39
1989	162	92-70	.568	12	16	47	1457.0	1320	120	471	802	3.30
1990	162	85-77	.525	14	6	45	1446.1	1477	131	553	788	4.08
1991	162	75-87	.463	10	10	45	1442.0	1397	143	544	905	4.03
1992	162	72-90	.444	9	12	30	1461.0	1385	128	502	927	3.61
1993	162	103-59	.636	4	9	50	1456.2	1385	168	442	982	3.61
1994	115	55-60	.478	2	4	33	1025.1	1014	122	372	655	3.99
1995	144	67-77	.465	12	5	34	1293.2	1368	173	505	801	4.86
1996	162	68-94	.420	9	8	35	1442.1	1520	194	570	997	4.71
1997	162	90-72	.556	5	9	45	1446.0	1494	160	578	1044	4.39
1998	163	89-74	.546	6	6	44	1477.0	1457	171	562	1089	4.18
1999	162	86-76	.531	6	3	42	1456.1	1486	194	655	1076	4.71
2000	162	97-65	.599	9	15	47	1444.1	1452	151	623	1076	4.21
2001	162	90-72	.556	3	8	47	1463.1	1437	145	579	1080	4.18
2002	162	95-66	.590	10	13	43	1437.1	1349	116	523	992	3.54

Bold denotes led league (fewest in league for hits allowed, home runs allowed and walks allowed)

Giants Month-By-Month Breakdown 1900-2002

Year	March	April	May	June	July	Aug.	Sept.	Oct.	Total
1900	—	3-5	8-15	8-13	11-12	10-14	14-14	5-4	60-78
1901	—	2-3	13-6	15-9	7-20	8-20	10-22	0-2	52-85
1902	—	7-5	8-16	5-17	7-10	12-14	8-15	1-4	48-88
1903	—	8-3	17-8	12-10	11-16	21-9	15-9	0-0	84-55
1904	—	9-2	16-9	19-5	18-8	22-8	20-11	2-4	106-47
1905	—	8-3	22-6	17-10	20-6	16-8	19-8	3-5	105-48
1906	—	12-3	14-12	16-8	16-9	16-9	19-11	3-2	96-56
1907	—	11-3	17-7	8-11	18-13	15-14	13-18	0-5	82-71
1908	—	8-6	11-10	18-11	21-10	11-8	24-8	5-2	98-56
1909	—	4-6	13-11	16-6	18-12	18-11	17-11	3-4	92-61
1910	—	9-3	14-11	13-8	15-14	16-12	19-11	5-4	91-63
1911	—	8-5	17-9	17-10	14-12	18-8	18-6	7-4	99-54
1912	—	8-3	20-4	22-4	17-13	15-12	19-9	2-3	103-48
1913	—	8-5	13-11	20-7	25-6	19-9	12-11	4-2	101-51
1914	—	5-4	17-7	15-12	16-13	11-14	17-18	4-2	84-70
1915	—	3-10	11-10	12-11	18-15	12-15	12-18	1-4	69-83
1916	—	1-8	10-6	9-15	15-14	11-15	29-5	1-3	86-66
1917	—	8-4	13-7	17-11	20-8	19-12	18-13	3-1	98-56
1918	—	10-1	16-11	15-8	16-17	13-15	1-1	—	71-53
1919	—	2-2	22-6	12-11	17-5	20-18	17-11	—	87-53
1920	—	3-7	12-14	15-24	17-10	20-11	18-11	1-1	86-68
1921	—	7-6	20-8	13-12	20-11	18-13	15-9	1-0	94-59
1922	—	12-3	14-12	17-9	15-14	16-10	16-10	—	93-61
1923	—	10-4	20-7	15-10	18-13	17-13	15-9	0-2	95-58
1924	—	10-2	18-13	17-8	16-11	14-16	18-12	—	93-62
1925	—	9-4	18-8	13-14	16-19	15-18	13-7	0-2	93-60
1926	—	9-6	11-16	12-15	14-14	12-15	16-11	—	86-66
1927	—	11-4	11-13	10-18	20-13	16-4	22-10	2-0	74-77
1928	—	7-4	16-11	15-12	14-13	16-13	25-8	—	92-62
1929	—	4-4	14-11	20-12	18-17	12-14	14-8	2-1	93-61
1930	—	7-4	10-18	16-10	21-12	16-11	17-12	—	84-67
1931	—	10-5	14-9	15-14	13-16	22-11	13-12	—	87-67
1932	—	5-8	12-14	13-13	15-20	14-17	13-12	—	72-82
1933	—	8-4	12-12	19-9	17-12	16-11	17-13	—	91-61
1934	—	8-3	18-13	17-9	19-11	19-10	13-14	—	93-60
1935	—	7-3	19-6	18-9	16-15	16-14	16-15	—	91-62
1936	—	8-5	17-12	12-14	16-14	24-3	15-14	—	92-62
1937	—	5-2	18-13	15-10	16-13	17-8	22-9	2-1	95-57
1938	—	10-1	15-8	15-13	14-14	13-17	14-12	2-0	83-67
1939	—	3-6	14-15	18-8	9-18	15-12	17-16	—	77-74
1940	—	4-4	15-8	17-10	12-17	12-19	10-22	—	72-80
1941	—	8-6	12-11	17-13	8-15	15-21	14-13	—	74-79
1942	—	8-8	15-15	14-12	15-12	19-11	14-9	—	85-67
1943	—	2-4	13-17	10-18	11-17	8-22	11-17	0-3	55-98
1944	—	7-3	11-17	15-11	14-19	11-17	8-19	1-1	67-87
1945	—	8-4	18-7	10-19	14-17	17-10	11-17	—	78-74
1946	—	5-7	12-14	11-18	16-15	10-18	8-18	—	61-93
1947	—	4-7	17-7	13-13	15-15	15-20	17-11	—	81-73
1948	—	7-4	13-10	12-16	18-13	10-17	17-14	1-2	78-76
1949	—	6-5	17-13	11-16	13-12	14-16	12-15	0-2	73-81

Year	March	April	May	June	July	Aug.	Sept.	Oct.	Total
1950	—	1-6	11-14	19-11	14-16	20-10	20-11	1-0	86-68
1951	—	3-12	18-9	17-11	17-12	20-5	20-5	2-1	98-59
1952	—	7-4	20-6	17-12	14-12	16-16	18-12	—	92-62
1953	—	5-9	14-10	15-14	18-10	10-25	8-16	—	70-84
1954	—	8-6	15-13	24-4	18-14	17-10	15-10	—	97-57
1955	—	6-8	18-13	10-17	20-12	14-13	12-11	—	80-74
1956	—	5-6	9-15	12-17	7-20	17-16	17-13	—	67-87
1957	—	6-6	11-17	18-13	8-21	19-13	7-15	—	69-85
1958	—	9-5	18-12	10-16	17-11	14-17	12-13	—	80-74
1959	—	9-7	17-12	17-14	14-12	16-12	10-14	—	83-71
1960	—	10-5	16-11	11-16	13-11	12-19	15-13	2-0	79-75
1961	—	10-6	16-10	15-15	13-15	15-11	15-11	1-1	85-69
1962	—	15-5	20-10	16-13	16-11	18-10	16-12	2-1	103-62
1963	—	11-9	19-9	13-15	16-14	14-14	14-13	—	88-74
1964	—	8-3	18-14	19-11	14-16	14-15	15-11	2-2	90-72
1965	—	7-9	19-11	14-13	15-10	17-14	21-9	2-1	95-67
1966	—	11-7	19-9	18-12	13-16	17-11	12-13	3-0	93-68
1967	—	7-9	17-10	16-16	14-15	16-14	20-7	1-0	91-71
1968	—	10-7	16-14	14-16	12-15	21-10	15-12	—	88-74
1969	—	15-6	9-16	15-14	18-11	17-12	16-13	—	90-72
1970	—	10-12	14-14	12-12	13-14	20-11	17-13	—	86-76
1971	—	18-5	19-9	13-15	15-14	14-13	11-16	—	90-72
1972	—	6-10	9-21	13-15	16-8	12-16	13-13	3-0	69-86
1973	—	18-6	14-14	13-14	15-12	13-13	15-15	—	88-74
1974	—	11-12	16-13	7-20	14-13	12-15	11-16	1-1	72-90
1975	—	10-11	13-11	14-17	15-14	15-15	13-13	—	80-81
1976	—	7-10	11-20	13-17	15-11	10-18	18-10	0-2	74-88
1977	—	8-11	13-16	14-16	12-15	15-14	12-14	1-1	75-87
1978	—	10-10	20-6	17-13	16-14	14-13	12-16	0-1	89-73
1979	—	9-14	16-12	13-13	14-16	8-18	11-18	2-3	71-91
1980	—	6-14	13-13	15-13	16-11	16-13	7-19	—	75-86
1981	—	9-12	16-13	2-7	—	12-8	16-13	1-2	56-55
1982	—	9-11	12-18	14-13	14-12	17-12	20-7	1-2	87-75
1983	—	7-14	19-7	12-16	13-16	12-17	14-13	2-0	79-83
1984	—	7-16	9-13	14-16	10-17	16-16	10-18	—	66-96
1985	—	7-12	10-16	10-20	13-14	11-14	9-20	2-4	62-100
1986	—	13-8	12-15	16-12	12-14	12-16	16-11	2-3	83-79
1987	—	16-7	11-15	11-16	14-13	18-11	18-8	2-2	90-72
1988	—	11-12	14-14	14-11	17-11	14-15	12-15	1-1	83-79
1989	—	12-12	17-10	18-10	14-12	14-14	17-11	0-1	92-70
1990	—	8-12	11-17	19-8	17-10	12-17	17-11	2-3	85-77
1991	—	8-12	8-20	17-10	15-9	14-16	10-18	3-2	75-87
1992	—	12-10	15-11	7-19	16-12	9-19	11-17	2-2	72-90
1993	—	15-9	18-9	18-8	19-9	15-11	16-12	2-1	103-59
1994	—	12-11	13-16	8-19	19-8	3-6	—	—	55-60
1995	—	2-3	16-13	12-14	9-18	15-14	13-14	0-1	67-77
1996	—	14-12	12-14	10-17	10-17	12-15	10-19	—	68-94
1997	—	17-7	14-14	16-13	12-15	16-13	15-10	—	90-72
1998	1-0	13-13	19-11	15-12	10-15	16-13	15-9	—	89-74
1999	—	16-8	11-16	16-11	13-13	15-13	13-14	2-1	86-76
2000	—	10-13	15-12	13-13	19-8	19-10	20-9	1-0	97-65
2001	—	12-12	14-15	17-10	15-12	16-12	12-9	4-2	90-72
2002	—	15-11	15-12	15-12	14-13	18-10	18-8	—	95-66

Giants Yearly Batting Leaders 1900-2002

Year	Average	Runs	Hits	Stolen Bases
1900	Selbach (.337)	Selbach (98)	Van Haltren (180)	Van Haltren (45)
1901	Van Haltren (.335)	Selbach (89)	Van Haltren (186)	Strang (40)
1902	McGann (.300)	Smith (46)	Smith (129)	Smith (32)
1903	Bresnahan (.350)	Browne (105)	Browne (185)	Mertes (45)
1904	McGann (.286)	Browne (99)	Browne (169)	Dahlen, Mertes (47)
1905	Donlin (.356)	Donlin (124)	Donlin (216)	Devlin (59)
1906	Seymour (.320)	Devlin (76)	Devlin (149)	Devlin (54)
1907	McGann (.298)	Shannon (104)	Shannon (155)	Devlin (38)
1908	Donlin (.334)	Tenney (101)	Donlin (198)	Donlin (30)
1909	Doyle (.302)	Doyle (86)	Doyle (172)	Murray (48)
1910	Snodgrass (.321)	Doyle (97)	Doyle (164)	Murray (57)
1911	Meyers (.332)	Doyle (102)	Doyle (163)	Devore (61)
1912	Meyers (.358)	Doyle (98)	Doyle (184)	Snodgrass (43)
1913	Meyers (.312)	Burns (81)	Burns (173)	Burns (40)
1914	Burns (.303)	Burns (100)	Burns (170)	Burns (62)
1915	Doyle (.320)	Doyle (86)	Doyle (189)	Burns (27)
1916	Robertson (.307)	Burns (105)	Robertson (180)	Kauff (40)
1917	Kauff (.308)	Burns (103)	Burns (180)	Burns (40)
1918	Youngs (.302)	Burns (80)	Youngs (143)	Burns (40)
1919	Youngs (.311)	Burns (86)	Burns (162)	Burns (40)
1920	Youngs (.351)	Burns (115)	Youngs (204)	Frisch (34)
1921	Frisch (.341)	Bancroft, Frisch (121)	Frisch (211)	Frisch (49)
1922	Snyder (.343)	Bancroft (117)	Bancroft (209)	Frisch (31)
1923	Frisch (.348)	Youngs (121)	Frisch (223)	Frisch (29)
1924	Youngs (.356)	Frisch (121)	Frisch (198)	Frisch (22)
1925	Frisch (.331)	Frisch (89)	Kelly (181)	Frisch (21)
1926	Jackson (.327)	Lindstrom (90)	Frisch (171)	Frisch (23)
1927	Hornsby (.361)	Hornsby (131)	Hornsby (205)	Roush (18)
1928	Lindstrom (.358)	Terry (100)	Lindstrom (231)	Lindstrom (15)
1929	Terry (.372)	Ott (138)	Terry (226)	4 with (10)
1930	Terry (.401)	Terry (139)	Terry (254)	Lindstrom (15)
1931	Terry (.349)	Terry (121)	Terry (213)	Jackson, Fullis (13)
1932	Terry (.350)	Terry (124)	Terry (225)	Ott, Lindstrom (6)
1933	Terry (.322)	Ott (98)	Ott (164)	Ott (10)
1934	Terry (.354)	Ott (119)	Terry (213)	Moore (5)
1935	Terry (.341)	Ott (113)	Terry, Leiber (203)	Terry (7)
1936	Ott (.328)	Ott (120)	Moore (205)	Whitehead (14)
1937	Ripple (.317)	Ott (99)	Moore (180)	3 with (7)
1938	Ott (.311)	Ott (116)	Ott (164)	Myatt (10)
1939	Bonura (.321)	Ott (85)	Demaree (170)	Moore (5)
1940	Demaree (.302)	Ott (89)	Whitehead (160)	Whitehead (9)
1941	Bartell (.303)	Rucker (95)	Rucker (179)	Rucker (8)
1942	Mize (.305)	Ott (118)	Mize (165)	Werber (9)
1943	Witek (.314)	Witek (68)	Witek (195)	Ott (7)
1944	Medwick (.337)	Ott (91)	Medwick (165)	Kerr (14)
1945	Ott (.308)	Hausmann (98)	Hausmann (174)	Hausmann, Rucker (7)
1946	Mize (.337)	Mize (70)	Marshall (144)	Blattner (12)
1947	Cooper (.305)	Mize (137)	Mize (177)	Rigney (7)
1948	Gordon (.299)	Lockman (117)	Lockman (167)	Kerr (9)
1949	Thomson (.309)	Thomson (99)	Thomson (198)	Lockman (12)

Year	Average	Runs	Hits	Stolen Bases
1950	Stanky (.300)	Stanky (115)	Dark (164)	Stanky, Dark (9)
1951	Irvin (.312)	Dark (114)	Dark (196)	Dark, Irvin (12)
1952	Dark (.301)	Lockman (99)	Dark (177)	Dark (6)
1953	Mueller (.333)	Dark (126)	Dark (194)	Dark (7)
1954	Mays (.345)	Mays (119)	Mueller (212)	Mays (8)
1955	Mays (.319)	Mays (123)	Mays, Mueller (185)	Mays (24)
1956	Brandt (.299)	Mays (101)	Mays (171)	Mays (40)
1957	Mays (.333)	Mays (112)	Mays (195)	Mays (38)
1958	Mays (.347)	Mays (121)	Mays (208)	Mays (31)
1959	Cepeda (.317)	Mays (125)	Cepeda (192)	Mays (27)
1960	Mays (.319)	Mays (107)	Mays (199)	Mays (25)
1961	Cepeda (.311)	Mays (129)	Cepeda (182)	Mays (18)
1962	F. Alou (.316)	Mays (130)	Cepeda (191)	Mays (18)
1963	Cepeda (.316)	Mays (115)	Mays (187)	F. Alou (11)
1964	Cepeda (.304)	Mays (121)	Mays (171)	Mays (19)
1965	Mays (.317)	Mays (118)	Mays, Hart (177)	M. Alou (10)
1966	McCovey (.295)	Mays (99)	Hart (165)	Fuentes (6)
1967	J. Alou (.292)	Hart (98)	Hart (167)	Mays (6)
1968	McCovey (.293)	Mays (84)	McCovey (153)	Bo. Bonds (16)
1969	McCovey (.320)	Bo. Bonds (102)	Bo. Bonds (161)	Bo. Bonds (45)
1970	Bo. Bonds (.302)	Bo. Bonds (134)	Bo. Bonds (200)	Bo. Bonds (48)
1971	Bo. Bonds (.288)	Bo. Bonds (110)	Bo. Bonds (178)	Bo. Bonds (26)
1972	Speier (.269)	Bo. Bonds (118)	Bo. Bonds (162)	Bo. Bonds (44)
1973	Maddox (.319)	Bo. Bonds (131)	Maddox (187)	Bo. Bonds (43)
1974	Mathews (.287)	Mathews (87)	Mathews (161)	Bo. Bonds (41)
1975	Joshua (.318)	Thomas (99)	Joshua (161)	Thomas (28)
1976	Mathews (.279)	Mathews (79)	Mathews (164)	3 with (12)
1977	Madlock (.302)	Thomas (75)	Madlock (161)	Thomasson (18)
1978	Madlock (.309)	J. Clark (90)	J. Clark (181)	Madlock (16)
1979	J. Clark (.273)	North (87)	J. Clark (144)	North (58)
1980	J. Clark (.284)	J. Clark (77)	Evans (147)	North (45)
1981	May (.310)	J. Clark (60)	Herndon (105)	North (26)
1982	Morgan (.289)	J. Clark (90)	Davis (167)	Morgan, Davis (24)
1983	Leonard (.279)	Evans (94)	Evans (154)	LeMaster (39)
1984	C. Davis (.315)	C. Davis (87)	C. Davis (157)	Gladden (31)
1985	C. Davis (.270)	Gladden (64)	C. Davis (130)	Gladden (32)
1986	C. Davis (.278)	Thompson (73)	Thompson (149)	Gladden (27)
1987	W. Clark (.308)	W. Clark (89)	W. Clark (163)	3 with (16)
1988	Butler (.287)	Butler (109)	Butler (163)	Butler (43)
1989	W. Clark (.333)	W. Clark (104)	W. Clark (194)	Butler (31)
1990	Butler (.309)	Butler (108)	Butler (192)	Butler (51)
1991	McGee (.312)	W. Clark (84)	W. Clark (170)	Felder (21)
1992	W. Clark (.300)	W. Clark (69)	W. Clark (154)	Lewis (28)
1993	Ba. Bonds (.336)	Ba. Bonds (129)	Ba. Bonds (181)	Lewis (46)
1994	Ba. Bonds (.312)	Ba. Bonds (89)	Ba. Bonds (122)	Lewis (30)
1995	Ba. Bonds (.294)	Ba. Bonds (109)	Ba. Bonds (149)	Ba. Bonds (31)
1996	Ba. Bonds (.308)	Ba. Bonds (122)	Ba. Bonds (129)	Ba. Bonds (40)
1997	Mueller (.292)	Ba. Bonds (123)	Ba. Bonds (155)	Ba. Bonds (37)
1998	Ba. Bonds (.303)	Ba. Bonds (120)	Ba. Bonds (167)	Ba. Bonds (28)
1999	Mayne (.301)	Benard (100)	Benard (163)	Benard (27)
2000	Kent (.334)	Ba. Bonds (129)	Kent (196)	Benard (22)
2001	Ba. Bonds (.328)	Ba. Bonds (129)	Aurilia (206)	Ba. Bonds (13)
2002	Ba. Bonds (.370)	Ba. Bonds (117)	Kent (195)	Goodwin (16)

Year	Doubles	Triples	Home Runs	RBI
1900	Van Haltren (30)	Hickman (17)	Hickman (9)	Hickman (91)
1901	Selbach (29)	4 with (6)	Davis (7)	Ganzel (66)
1902	Lauder (20)	McGann (7)	Brodie (3)	Lauder (44)
1903	Mertes (32)	Mertes (14)	Mertes (7)	Mertes (104)
1904	Mertes (28)	Mertes (11)	McGann (6)	Dahlen (80)
1905	Donlin (31)	Mertes (17)	Dahlen, Donlin (8)	Mertes (108)
1906	Devlin (23)	McGann, Devlin (8)	Seymour, Strang (4)	Devlin (65)
1907	Seymour (25)	Browne (10)	Browne (5)	Seymour (75)
1908	Donlin (26)	Donlin (13)	Donlin (6)	Donlin (106)
1909	Doyle (27)	Murray (12)	Murray (7)	Murray (91)
1910	Merkle (35)	Merkle, Doyle (14)	Doyle (8)	Murray (87)
1911	Murray, Snodgrass (27)	Doyle (25)	Doyle (13)	Devore (61)
1912	Doyle (33)	Murray (20)	Merkle (11)	Murray (92)
1913	Burns (37)	Merkle, Shafer (12)	Doyle, Shafer (5)	Doyle (73)
1914	Burns (35)	Burns (10)	Merkle (7)	Fletcher (79)
1915	Doyle (40)	Burns (14)	Merkle, Doyle (4)	Fletcher (74)
1916	Doyle, Burns (24)	Kauff (15)	Robertson (14)	Kauff (74)
1917	Burns (25)	Burns (13)	Robertson (12)	Zimmerman (102)
1918	Burns (22)	Zimmerman (10)	Burns (4)	Zimmerman (56)
1919	Youngs (31)	Doyle (10)	Kauff (10)	Kauff (67)
1920	Burns (35)	Youngs (14)	Kelly (11)	Kelly (94)
1921	Kelly (42)	Frisch (17)	Kelly (23)	Kelly (122)
1922	Bancroft (41)	Meusel (17)	Kelly (17)	Meusel (132)
1923	Bancroft, Youngs (33)	Meusel (14)	Meusel (19)	Meusel (125)
1924	Kelly (37)	Frisch (15)	Kelly (21)	Kelly (136)
1925	Meusel (35)	Lindstrom (12)	Meusel (21)	Meusel (111)
1926	Frisch (29)	Meusel (10)	Kelly (13)	Kelly (80)
1927	Lindstrom (36)	Terry (13)	Hornsby (26)	Hornsby (125)
1928	Lindstrom (39)	Terry (11)	Ott (18)	Lindstrom (107)
1929	Terry (39)	Jackson (12)	Ott (42)	Ott (151)
1930	Terry, Lindstrom (39)	Terry (15)	Ott (25)	Terry (129)
1931	Terry (43)	Terry (20)	Ott (29)	Ott (115)
1932	Terry (42)	Terry (11)	Ott (38)	Ott (123)
1933	Ott (36)	Vergez (6)	Ott (23)	Ott (103)
1934	Moore (37)	Ott (10)	Ott (35)	Ott (135)
1935	Leiber (37)	Jackson (12)	Ott (31)	Ott (114)
1936	Whitehead, Bartell (31)	Moore (9)	Ott (33)	Ott (135)
1937	Bartell (38)	Moore (10)	Ott (31)	Ott (95)
1938	Bartell, Danning (26)	Ott, Moore (6)	Ott (36)	Ott (116)
1939	Danning (28)	Jurges (11)	Ott (27)	Bonura (85)
1940	Danning (34)	Whitehead, Demaree (6)	Ott (19)	Young (101)
1941	Rucker (38)	Rucker (9)	Ott (27)	Young (104)
1942	Mize (25)	Mize, Barna (7)	Ott (30)	Mize (110)
1943	Medwick (20)	Gordon (11)	Ott (18)	Gordon (63)
1944	Kerr (31)	Weintraub (9)	Ott (26)	Medwick (85)
1945	Ott (23)	Rucker (11)	Ott (21)	Ott (79)
1946	Kerr (20)	Blattner (6)	Mize (22)	Mize (70)
1947	Mize, Thomson (26)	Gordon, Cooper (8)	Mize (51)	Mize (138)
1948	Mize, Gordon (26)	Lockman (10)	Mize (40)	Mize (125)
1949	Thomson (35)	Thomson (9)	Thomson (27)	Thomson (109)
1950	Dark (36)	Thomson (7)	Thomson (25)	Thompson (91)
1951	Dark (41)	Irvin (11)	Irvin (24)	Irvin (121)
1952	Dark, Thomson (29)	Thomson (14)	Thomson (24)	Thomson (108)
1953	Dark (41)	Thompson (8)	Thompson (26)	Thomson (106)
1954	Mueller (35)	Mays (13)	Mays (41)	Mays (110)
1955	Mueller (21)	Mays (13)	Mays (51)	Mays (127)
1956	Mays (27)	Mays, Brandt (8)	Mays (36)	Mays (84)
1957	Spencer (31)	Mays (20)	Mays (35)	Mays (97)
1958	Cepeda (38)	Mays (11)	Mays (29)	Mays, Cepeda (96)
1959	Mays (43)	Mays, McCovey (5)	Mays (34)	Cepeda (105)

Year	Doubles	Triples	Home Runs	RBI
1960	Mays (36)	Mays (12)	Mays (29)	Mays (103)
1961	Mays (32)	3 with (4)	Cepeda (46)	Cepeda (142)
1962	Mays (36)	Pagan (6)	Mays (49)	Mays (141)
1963	Cepeda (33)	F. Alou (9)	McCovey (44)	Mays (103)
1964	Cepeda (27)	Mays (9)	Mays (47)	Mays (111)
1965	Mays (21)	Lanier (9)	Mays (52)	Mays (112)
1966	Mays (29)	McCovey (6)	Mays (37)	Mays (103)
1967	Hart (26)	Hart (7)	McCovey (31)	Hart (99)
1968	Mays (20)	Bo. Bonds, Mays (5)	McCovey (36)	McCovey (105)
1969	McCovey (26)	Bo. Bonds (6)	McCovey (45)	McCovey (126)
1970	McCovey (39)	Bo. Bonds (10)	McCovey (39)	McCovey (126)
1971	Bo. Bonds (32)	3 with (6)	Bo. Bonds (33)	Bo. Bonds (102)
1972	Fuentes (33)	Maddox (7)	Kingman (29)	Kingman (83)
1973	Bo. Bonds (34)	Maddox, Mathews (10)	Bo. Bonds (39)	Bo. Bonds (96)
1974	Maddox (31)	Bo. Bonds (8)	Bo. Bonds (21)	Mathews (82)
1975	Speier (30)	Joshua (10)	Mathews (12)	Murcer (91)
1976	Mathews (28)	Thomasson (5)	Murcer (23)	Murcer (90)
1977	Madlock (28)	Thomas (10)	McCovey (28)	McCovey (86)
1978	J. Clark (46)	Herndon (9)	J. Clark (25)	J. Clark (98)
1979	J. Clark (25)	Metzger (8)	Ivie (27)	Ivie (89)
1980	Evans (23)	Herndon (11)	J. Clark (22)	J. Clark (82)
1981	Cabell (20)	Herndon (8)	J. Clark (17)	J. Clark (53)
1982	J. Clark (30)	C. Davis (6)	J. Clark (27)	J. Clark (103)
1983	Evans (29)	Leonard (7)	Evans (30)	Leonard (87)
1984	Brenly (28)	C. Davis (6)	C. Davis, Leonard (21)	Leonard (86)
1985	C. Davis (25)	Gladden (8)	Brenly (19)	Leonard (62)
1986	Maldonado (31)	7 with (3)	Maldonado (18)	Maldonado (85)
1987	W. Clark, Leonard (29)	3 with (5)	W. Clark (35)	W. Clark (91)
1988	W. Clark (31)	Butler (9)	W. Clark (29)	W. Clark (109)
1989	W. Clark (38)	Thompson (11)	Mitchell (47)	Mitchell (127)
1990	M. Williams (27)	Butler (9)	Mitchell (35)	M. Williams (122)
1991	W. Clark (32)	W. Clark (7)	M. Williams (34)	W. Clark (116)
1992	W. Clark (40)	M. Williams, Manwaring (5)	M. Williams (20)	W. Clark (73)
1993	Ba. Bonds (38)	Lewis (7)	Ba. Bonds (46)	Ba. Bonds (123)
1994	Ba. Bonds (18)	Lewis (9)	M. Williams (43)	M. Williams (96)
1995	Ba. Bonds (30)	Ba. Bonds (7)	Ba. Bonds (33)	Ba. Bonds (104)
1996	Ba. Bonds (27)	Benard (4)	Ba. Bonds (42)	Ba. Bonds (129)
1997	Kent (38)	Vizcaino (7)	Ba. Bonds (40)	Kent (121)
1998	Ba. Bonds (44)	Ba. Bonds (7)	Ba. Bonds (37)	Kent (128)
1999	Kent (40)	Benard (5)	Ba. Bonds (34)	Kent (101)
2000	Kent (41)	Kent (7)	Ba. Bonds (49)	Kent (125)
2001	Kent (49)	Kent (6)	Ba. Bonds (73)	Ba. Bonds (137)
2002	Kent (42)	R. Sanders (6)	Ba. Bonds (46)	Ba. Bonds (110)

Bold denotes league leader

Giants RBI Records by Position

	San Francisco	Franchise
Catcher	Dick Dietz, 107 (1970)	Walker Cooper, 122 (1947)
First Baseman	Orlando Cepeda, 142 (1961)	Orlando Cepeda, 142 (1961)
Second Baseman	Jeff Kent, 128 (1998)	Jeff Kent, 128 (1998)
Shortstop	Rich Aurilia, 96 (2001)	Travis Jackson, 101 (1934)
Third Baseman	Matt Williams, 122 (1990)	Matt Williams, 122 (1990)
Left Fielder	Barry Bonds, 136 (2001)	Barry Bonds, 136 (2001)
Center Fielder	Willie Mays, 141 (1962)	Willie Mays, 141 (1962)
Right Fielder	Jack Clark, 103 (1982)	Mel Ott, 151 (1929)

* Names in bold are current team members

Giants Yearly Pitching Leaders 1900-2002

Year	Wins	ERA	Innings	Strikeouts
1900	Carrick (19)	Carrick, Hawley (3.53)	Carrick (342)	Hawley (80)
1901	Mathewson (20)	Mathewson (2.41)	Taylor (353)	Mathewson (221)
1902	Mathewson (14)	McGinnity (2.06)	Mathewson (277)	Mathewson (159)
1903	McGinnity (31)	Mathewson (2.26)	McGinnity (434)	Mathewson (267)
1904	McGinnity (35)	McGinnity (1.61)	McGinnity (408)	Mathewson (212)
1905	Mathewson (32)	Mathewson (1.27)	Mathewson (339)	Mathewson (206)
1906	McGinnity (27)	Taylor (2.20)	McGinnity (340)	Ames (156)
1907	Mathewson (24)	Mathewson (2.00)	Mathewson (315)	Mathewson (178)
1908	Mathewson (37)	Mathewson (1.43)	Mathewson (391)	Mathewson (259)
1909	Mathewson (25)	Mathewson (1.14)	Mathewson (275)	Mathewson (149)
1910	Mathewson (27)	Mathewson (1.90)	Mathewson (318)	Mathewson (184)
1911	Mathewson (26)	Mathewson (1.99)	Mathewson (307)	Marquard (237)
1912	Marquard (26)	Tesreau (1.96)	Mathewson (310)	Marquard (175)
1913	Mathewson (25)	Mathewson (2.06)	Mathewson (306)	Tesreau (167)
1914	Tesreau (26)	Tesreau (2.38)	Tesreau (322)	Tesreau (189)
1915	Tesreau (19)	Tesreau (2.29)	Tesreau (306)	Tesreau (176)
1916	Perritt (18)	Perritt (2.62)	Tesreau (268)	Perritt, Benton (115)
1917	Schupp (21)	Perritt (1.88)	Schupp (272)	Schupp (147)
1918	Perritt (18)	Sallee (2.25)	Perritt (233)	Perritt (60)
1919	J. Barnes (25)	Toney (1.84)	J. Barnes (296)	J. Barnes (92)
1920	Toney, Nehf (21)	Toney (2.65)	J. Barnes (293)	Toney (81)
1921	Nehf (20)	J. Barnes (3.10)	Nehf (261)	Nehf (67)
1922	Nehf (19)	Ryan (3.00)	Nehf (268)	Ryan (65)
1923	Ryan, Scott (16)	McQuillan (3.40)	McQuillan (230)	Bentley (80)
1924	V. Barnes, Bentley (16)	McQuillan (2.69)	V. Barnes (229)	Nehf (72)
1925	V. Barnes (15)	Scott (3.15)	Scott (240)	Scott (87)
1926	Fitzsimmons (14)	Fitzsimmons (2.88)	Scott (226)	Scott (82)
1927	Grimes (19)	Grimes (3.53)	Grimes (260)	Grimes (102)
1928	Benton (25)	Benton (2.73)	Benton (310)	Benton (90)
1929	Hubbell (18)	Walker (3.08)	Hubbell (268)	Hubbell (106)
1930	Fitzsimmons (19)	Hubbell (3.87)	Walker (245)	Hubbell (117)
1931	Fitzsimmons (18)	Walker (2.26)	Fitzsimmons (254)	Hubbell (156)
1932	Hubbell (18)	Hubbell (2.50)	Hubbell (284)	Hubbell (137)
1933	Hubbell (23)	Hubbell (1.66)	Hubbell (309)	Hubbell (156)
1934	Schumacher (23)	Hubbell (2.30)	Hubbell (313)	Hubbell (118)
1935	Hubbell (23)	Schumacher (2.89)	Hubbell (303)	Hubbell (150)
1936	Hubbell (26)	Hubbell (2.31)	Hubbell (304)	Hubbell (123)
1937	Hubbell (22)	Melton (2.61)	Hubbell (262)	Hubbell (159)
1938	Gumbert (15)	Hubbell (3.07)	Melton (243)	Hubbell (104)
1939	Gumbert (18)	Hubbell (2.75)	Gumbert (244)	Melton (95)
1940	Schumacher (13)	Schumacher (3.25)	Gumbert (237)	Schumacher (123)
1941	Schumacher (12)	Schumacher (3.36)	Schumacher (206)	Melton (100)
1942	Lohrman (13)	Lohrman (2.56)	Schumacher (216)	Melton, Hubbell (61)
1943	Adams (11)	Melton (3.19)	Melton (186)	Chase (86)
1944	Voiselle (21)	Voiselle (3.02)	Voiselle (313)	Voiselle (161)
1945	Voiselle, Mungo (14)	Feldman (3.26)	Voiselle (232)	Voiselle (115)
1946	Koslo (14)	Kennedy (3.42)	Koslo (265)	Koslo (121)
1947	Jansen (21)	Jansen (3.16)	Jansen (248)	Jansen (104)
1948	Jansen (18)	Jones (3.36)	Jansen (277)	Jansen (126)
1949	Jansen, Jones (15)	Koslo (2.50)	Jansen (260)	Jansen (113)

Year	Wins	ERA	Innings	Strikeouts
1950	Jansen (19)	Hearn (2.49)	Jansen (275)	Jansen (161)
1951	Maglie, Jansen (23)	Maglie (2.93)	Maglie (298)	Maglie (146)
1952	Maglie (18)	Wilhelm (243)	Hearn (224)	Maglie (112)
1953	Gomez (13)	Gomez (3.40)	Gomez (304)	Gomez (113)
1954	Antonelli (21)	Antonelli (2.29)	Antonelli (259)	Antonelli (152)
1955	Antonelli, Hearn (14)	Antonelli (3.33)	Antonelli (235)	Antonelli (143)
1956	Antonelli (20)	Antonelli (2.86)	Antonelli (258)	Antonelli (145)
1957	Gomez (15)	Barclay (3.44)	Gomez (238)	Antonelli (114)
1958	Antonelli (13)	Miller (2.47)	Antonelli (242)	Antonelli (143)
1959	Jones (21)	Jones (2.82)	Antonelli (282)	Jones (209)
1960	Jones (18)	McCormick (2.70)	McCormick (253)	Jones (190)
1961	Miller (14)	McCormick (3.20)	McCormick (250)	McCormick (163)
1962	Sanford (24)	Marichal (3.32)	O'Dell (281)	O'Dell (195)
1963	Marichal (25)	Marichal (2.41)	Marichal (321)	Marichal (248)
1964	Marichal (21)	Marichal (2.48)	Marichal (289)	Marichal (206)
1965	Marichal (22)	Marichal (2.13)	Marichal (295)	Marichal (240)
1966	Marichal (25)	Marichal (2.33)	Marichal (307)	Marichal (222)
1967	McCormick (22)	Perry (2.61)	Perry (293)	Perry (230)
1968	Marichal (26)	Bolin (1.98)	Marichal (325)	Marichal (218)
1969	Marichal (21)	Marichal (2.10)	Perry (326)	Perry (233)
1970	Perry (23)	Perry (3.20)	Perry (328)	Perry (215)
1971	Marichal (18)	Perry (2.76)	Perry (280)	Marichal (159)
1972	Bryant (14)	Barr (2.87)	Bryant (214)	McDowell (122)
1973	Bryant (24)	Bryant (3.53)	Bryant (270)	Bryant (143)
1974	Caldwell (14)	Barr (2.74)	Barr (239)	D'Acquisto (167)
1975	Montefusco (15)	Montefusco (2.88)	Barr (244)	Montefusco (215)
1976	Montefusco (16)	Montefusco (2.85)	Montefusco (253)	Montefusco (172)
1977	Halicki (16)	Halicki (3.31)	Halicki (258)	Halicki (168)
1978	Blue (18)	Knepper (2.63)	Knepper (260)	Montefusco (177)
1979	Blue (14)	Knepper (4.65)	Blue (237)	Blue (138)
1980	Blue (14)	Blue (2.97)	Blue (224)	Blue (129)
1981	Alexander (11)	Blue (2.45)	Alexander (152)	Griffin (83)
1982	Laskey (13)	Laskey (3.14)	Laskey (189)	Gale, Hammaker (102)
1983	Laskey (13)	Hammaker (2.25)	Breining (203)	Krukow (136)
1984	Krukow (11)	Laskey (4.33)	Laskey (208)	Krukow (141)
1985	Garrelts (9)	Krukow (3.38)	LaPoint (206.2)	Krukow (150)
1986	Krukow (20)	Krukow (3.05)	Krukow (245)	Krukow (178)
1987	LaCoss (13)	Hammaker (3.58)	Downs (186)	Downs (137)
1988	Reuschel (19)	D. Robinson (2.45)	Reuschel (245)	D. Robinson (122)
1989	Reuschel (17)	Garrelts (2.28)	Reuschel (208.1)	Garrelts (119)
1990	Burkett (14)	Burkett (3.79)	Burkett (204)	Burkett (118)
1991	Wilson (13)	Wilson (3.56)	Black (214.1)	Wilson (139)
1992	Burkett (13)	Swift (2.08)	Burkett (189.2)	Burkett (107)
1993	Burkett (22)	Swift (2.82)	Swift (232.2)	Swift (157)
1994	Portugal (10)	Swift (3.38)	Burkett (159.1)	Portugal (87)
1995	Leiter (10)	Leiter (3.82)	Leiter (195.2)	Leiter (129)
1996	Gardner (12)	Gardner (4.42)	Watson (185.2)	Gardner (145)
1997	Estes (19)	Estes (3.18)	Estes (201.0)	Estes (181)
1998	Rueter (16)	Gardner (4.33)	Gardner (212.0)	Gardner (151)
1999	Ortiz (18)	Ortiz (3.81)	Ortiz (207.2)	Ortiz (164)
2000	Hernandez (17)	Hernandez (3.75)	Hernandez (240.0)	Ortiz (167)
2001	Ortiz (17)	Ortiz (3.29)	Hernandez (226.2)	Ortiz (169)
2002	Rueter, Ortiz (14)	Rueter (3.23)	Hernandez (216.0)	Schmidt (196)

Bold denotes league leader

Year	Complete Games	Shutouts	Saves
1900	Hawley (34)	3 with (1)	none
1901	Taylor (37)	Mathewson (5)	Phyle (1)
1902	Mathewson (29)	Mathewson (8)	Sparks (1)
1903	Mathewson (44)	Mathewson, McGinnity (3)	Miller (3)
1904	McGinnity (38)	McGinnity (9)	McGinnity (6)
1905	Mathewson (32)	Mathewson (8)	Elliott (6)
1906	McGinnity (32)	Mathewson (5)	Ferguson (7)
1907	Mathewson (31)	Mathewson (8)	McGinnity (4)
1908	Mathewson (34)	Mathewson (11)	Mathewson, McGinnity (8)
1909	Mathewson (26)	Mathewson (8)	Crandall (6)
1910	Mathewson (27)	Ames (3)	Crandall (5)
1911	Mathewson (29)	Mathewson, Marquard (5)	Crandall (5)
1912	Mathewson (27)	Tesreau (3)	Mathewson (4)
1913	Mathewson (25)	Mathewson, Marquard (4)	Crandall (6)
1914	Mathewson (29)	Tesreau (8)	3 with (2)
1915	Tesreau (24)	Tesreau (8)	Tesreau (3)
1916	Tesreau (13)	Tesreau, Perritt (5)	5 with (2)
1917	Schupp (25)	Schupp (6)	Sallee (4)
1918	Perritt (19)	Perritt (6)	Anderson (3)
1919	J. Barnes (23)	J. Barnes, Toney (4)	Dubuc, Winters (3)
1920	J. Barnes (23)	Nehf (5)	3 with (2)
1921	Nehf (18)	Douglas (3)	J. Barnes (6)
1922	Nehf (20)	Nehf (3)	Jonnard (5)
1923	Ryan, Scott (16)	McQuillan (5)	Jonnard (5)
1924	V. Barnes (15)	4 with (1)	Jonnard, Ryan (5)
1925	Scott (18)	Scott (2)	Scott (3)
1926	Scott (13)	V. Barnes (2)	Davies (6)
1927	Grimes (15)	V. Barnes, Grimes (2)	Henry (4)
1928	Benton (28)	Benton, Genewich (2)	Benton (4)
1929	Hubbell (19)	Fitzsimmons (4)	Mays (4)
1930	Hubbell, Fitzsimmons (17)	Hubbell (3)	Heving (6)
1931	Hubbell (21)	Walker (6)	3 with (3)
1932	Hubbell (22)	3 with (1)	Luque (5)
1933	Hubbell (22)	Hubbell (10)	Hubbell, Bell (5)
1934	Hubbell (25)	Hubbell (5)	Hubbell (8)
1935	Hubbell (24)	Fitzsimmons (4)	Smith, Stout (5)
1936	Hubbell (25)	Smith (4)	Coffman (7)
1937	Hubbell (18)	Hubbell (4)	Melton (7)
1938	Gumbert (14)	Schumacher (4)	Coffman (12)
1939	Gumbert (14)	Gumbert, Melton (2)	Brown (7)
1940	Gumbert (14)	Lohrman (5)	Brown (7)
1941	Schumacher (12)	Schumacher, Melton (3)	Adams (11)
1942	4 with (12)	Schumacher (3)	Adams (11)
1943	Melton (6)	Melton, Mungo (2)	Adams (9)
1944	Voiselle (25)	4 with (1)	Adams (13)
1945	Voiselle (14)	Voiselle (4)	Adams (15)
1946	Koslo (17)	Koslo (3)	Thompson (4)
1947	Jansen (20)	Jansen (6)	Trinkle (10)
1948	Jansen (15)	Jansen (4)	Trinkle (7)
1949	Jansen (17)	Kennedy (4)	Koslo (4)
1950	Jansen (21)	3 with (5)	3 with (3)
1951	Maglie (22)	Maglie, Jansen (3)	Spencer (6)
1952	Maglie (12)	Maglie (5)	Wilhelm (11)
1953	Gomez (13)	Maglie, Gomez (3)	Wilhelm (15)
1954	Antonelli (18)	Antonelli (6)	Grissom (19)
1955	Antonelli (14)	Gomez (3)	Grissom (8)
1956	Antonelli (15)	Antonelli (5)	Wilhelm (8)
1957	Gomez (16)	Antonelli (3)	Grissom (14)
1958	Antonelli (13)	McCormick (2)	Grissom (10)
1959	Antonelli (17)	Antonelli, Jones (4)	Miller (8)

Year	Complete Games	Shutouts	Saves
1960	McCormick (15)	Sanford (6)	Antonelli (11)
1961	McCormick (13)	Marichal, McCormick (3)	Miller (17)
1962	O'Dell (20)	Marichal (3)	Miller (19)
1963	Marichal (18)	Marichal (5)	Shaw (11)
1964	Marichal (22)	Marichal (4)	Shaw (7)
1965	Marichal (24)	Marichal (10)	Linzy (14)
1966	Marichal (25)	Marichal, Bolin (4)	Linzy (14)
1967	Marichal, Perry (18)	McCormick (5)	Linzy (12)
1968	Marichal (30)	Marichal (5)	Linzy (10)
1969	Marichal (27)	Marichal (8)	Linzy (11)
1970	Perry (23)	Perry (5)	McMahon (19)
1971	Marichal (18)	Marichal (4)	Johnson (18)
1972	Bryant (11)	Bryant (4)	Johnson (8)
1973	Marichal (9)	Barr (3)	Sosa (18)
1974	Barr (11)	Barr (5)	Moffitt (15)
1975	Barr (12)	Montefusco (4)	Moffitt (11)
1976	Montefusco (11)	Montefusco (6)	Moffitt (14)
1977	Halicki (7)	3 with (2)	Lavelle (20)
1978	Knepper (16)	Knepper (6)	Lavelle (14)
1979	Blue (10)	Curtis, Knepper (2)	Lavelle (20)
1980	Blue (10)	Blue (3)	Minton (19)
1981	Griffin (3)	3 with (1)	Minton (21)
1982	Laskey (7)	3 with (1)	Minton (30)
1983	Hammaker (8)	Hammaker (3)	Minton (22)
1984	Krukow (3)	3 with (1)	Minton (19)
1985	Krukow (6)	4 with (1)	Garrelts (13)
1986	Krukow (10)	Krukow (2)	Garrelts (10)
1987	Downs, Dravecky (4)	Downs, Dravecky (3)	Garrelts (12)
1988	Reuschel (7)	Downs (3)	Garrelts (13)
1989	Robinson (5)	3 with (1)	Lefferts (20)
1990	Garrelts, Robinson (4)	Garrelts, Wilson (2)	Brantley (19)
1991	Black, Burkett (3)	Black (3)	Righetti (24)
1992	Swift, Burkett (3)	Swift (2)	Beck (17)
1993	Burkett (2)	Burkett, Swift (1)	Beck (48)
1994	Portugal, Torres (1)	None	Beck (28)
1995	Leiter (7)	Leiter (1)	Beck (33)
1996	Gardner (4)	Gardner (1)	Beck (35)
1997	Estes (3)	Estes (2)	Beck (37)
1998	Gardner (4)	Gardner (2)	Nen (40)
1999	Ortiz (3)	Estes (1)	Nen (37)
2000	Hernandez (5)	Hernandez, Estes (2)	Nen (41)
2001	Hernandez (2)	Ortiz (1)	Nen (45)
2002	Hernandez (5)	Hernandez (3)	Nen (43)

Bold denotes league leader

Giants Home Run Records by Position

	San Francisco	Franchise
Catcher	Tom Haller, 27 (1966)	Walker Cooper, 35 (1947)
First Baseman	Orlando Cepeda, 46 (1961)	Johnny Mize, 51 (1947)
Second Baseman	Jeff Kent, 37 (2002)	Jeff Kent, 37 (2002)
Shortstop	Rich Aurilia, 36 (2001)	Rich Aurilia, 36 (2001)
Third Baseman	Matt Williams, 43 (1994)	Matt Williams, 43 (1994)
Left Fielder	Barry Bonds, 72 (2001)	Barry Bonds, 72 (2001)
Center Fielder	Willie Mays, 52 (1956)	Willie Mays, 52 (1956)
Right Fielder	Bobby Bonds, 39 (1973)	Mel Ott, 42 (1929)

Giants Single-Season Highs, Home/Road

HITTING

Home Runs, Home

Year	Player	HR
2001	Barry Bonds	37
1962	Willie Mays	28
1963	Willie McCovey	26
1964	Willie Mays	25
2000	Barry Bonds	25
1961	Orlando Cepeda	24
1965	Willie Mays	24
1997	Barry Bonds	24
1969	Bobby Bonds	23
1996	Barry Bonds	23

Home Runs, Road

Year	Player	HR
2001	Barry Bonds	36
1965	Willie Mays	28
2002	Barry Bonds	27
1989	Kevin Mitchell	25
1993	Barry Bonds	25
2000	Barry Bonds	24
1969	Willie McCovey	23
1970	Willie McCovey	23
1994	Matt Williams	23

RBI, Home

Year	Player	RBI
1962	Willie Mays	83
2001	Barry Bonds	71
1989	Kevin Mitchell	66
1961	Orlando Cepeda	65
1998	Jeff Kent	65
1963	Willie McCovey	64
1988	Will Clark	64
1996	Barry Bonds	64
1990	Matt Williams	63

RBI, Road

Year	Player	RBI
1961	Orlando Cepeda	76
1991	Will Clark	69
1969	Willie McCovey	68
1970	Willie McCovey	68
2001	Barry Bonds	66
2002	Barry Bonds	66
1993	Barry Bonds	65
1996	Barry Bonds	65
2000	Jeff Kent	65

PITCHING

Wins, Home

Year	Pitcher	Wins
1960	Sam Jones	15
1962	Jack Sanford	14
1963	Juan Marichal	14
1966	Juan Marichal	14
1969	Juan Marichal	14
1970	Gaylord Perry	14
1961	Stu Miller	12
1962	Billy Pierce	12
1969	Gaylord Perry	12
1986	Mike Krukow	12
2000	Livan Hernandez	12

Wins, Road

Year	Pitcher	Wins
1968	Juan Marichal	18
1959	Sam Jones	14
1964	Juan Marichal	13
1973	Ron Bryant	13
1993	John Burkett	13
1965	Juan Marichal	12
1977	Ed Halicki	12
1963	Juan Marichal	11
1966	Juan Marichal	11
1966	Gaylord Perry	11
1967	Mike McCormick	11
1988	Rick Reuschel	11

ERA, Home

Year	Pitcher	ERA
1969	Juan Marichal	1.37
1983	Atlee Hammaker	1.52
1989	Scott Garrelts	1.57
1960	Mike McCormick	1.65
1972	Ron Bryant	1.73
1966	Juan Marichal	1.75
1964	Bobby Bolin	1.76
1971	John Cumberland	1.81
1967	Gaylord Perry	1.924
1978	Vida Blue	1.918

ERA, Road

Year	Pitcher	ERA
1965	Juan Marichal	1.75
1968	Bobby Bolin	1.81
1981	Vida Blue	1.84
1994	John Burkett	1.88
1964	Gaylord Perry	2.14
1966	Bobby Bolin	2.23
1974	Jim Barr	2.57
1959	Sam Jones	2.59
1972	Jim Barr	2.64

Stats courtesy of Bill Arnold/Sports Features Group; Dave Smith/Retrosheet; David Vincent/SABR.

Giants All-Star Game Selections

- 1933: (4) Carl Hubbell (p), Frank O'Doul (of), Hal Schumacher (p), **Bill Terry** (1b)
- 1934: (5) Carl Hubbell (p), **Travis Jackson** (ss), Joe Moore (of), Mel Ott (of), **Bill Terry** (1b)
- 1935: (6) Carl Hubbell (p), August Mancuso (c), Joe Moore (of), **Mel Ott** (of), Hal Schumacher (p), **Bill Terry** (1b)
- 1936: (6) Carl Hubbell (p), Joe Moore (of), Mel Ott (of)
- 1937: (6) **Dick Bartell** (ss), Carl Hubbell (p), August Mancuso (c), Joe Moore (of), Mel Ott (of), Burgess Whitehead (2b)
- 1938: (4) Carl Hubbell (p), Henry Leiber (of), Joe Moore (of), **Mel Ott** (of)
- 1939: (3) Harry Danning (c), Bill Jurges (ss), Mel Ott (of)
- 1940: (5) Harry Danning (c), Carl Hubbell (p), Bill Jurges (ss), Joe Moore (of), Mel Ott (of)
- 1941: (3) Harry Danning (c), Carl Hubbell (p), Mel Ott (of)
- 1942: (5) Carl Hubbell (p), Willard Marshall (of), Cliff Melton (p), **John Mize** (1b), **Mel Ott** (of)
- 1943: (2) Ernie Lombardi (c), Mel Ott (of)
- 1944: (2) Joe Medwick (of), Mel Ott (of)
- 1946: (2) **Walker Cooper** (c), **John Mize** (1b)
- 1947: (3) **Walker Cooper** (c), Willard Marshall (of), **John Mize** (1b)
- 1948: (4) **Walker Cooper** (c), Sid Gordon (3b), **John Mize** (1b), Bobby Thomson (of)
- 1949: (4) Sid Gordon (3b), **Willard Marshall** (of), **John Mize** (1b), Bobby Thomson (of)
- 1950: (2) Larry Jansen (p), Eddie Stanky (2b)
- 1951: (3) **Alvin Dark** (ss), Larry Jansen (p), Sal Maglie (p)
- 1952: (6) Alvin Dark (ss), Monte Irvin (of), **Whitey Lockman** (1b), Sal Maglie (p), **Bobby Thomson** (3b), Wes Westrum (c)
- 1953: (2) Hoyt Wilhelm (p), David Williams (2b)
- 1954: (5) John Antonelli (p), **Alvin Dark** (ss), Marv Grissom (p), Willie Mays (of), Don Mueller (of)
- 1955: (2) Willie Mays (of), **Don Mueller** (of)
- 1956: (2) John Antonelli (p), Willie Mays (of)
- 1957: (2) John Antonelli (p), **Willie Mays** (of)
- 1958: (3) John Antonelli (p), **Willie Mays** (of), Bob Schmidt (c)
- 1959: (4) John Antonelli (p), **Orlando Cepeda** (1b), Sam Jones (p), **Willie Mays** (of)
- 1960: (3) Orlando Cepeda (of), **Willie Mays** (of), Mike McCormick (p)
- 1961: (5) Ed Bailey (c), **Orlando Cepeda** (of), **Willie Mays** (of), Mike McCormick (p), Stu Miller (p)
- 1962: (5) Felipe Alou (of), Orlando Cepeda (1b), Jim Davenport (3b), Juan Marichal (p), **Willie Mays** (of)
- 1963: (5) **Ed Bailey** (c), Orlando Cepeda (1b), Juan Marichal (p), **Willie Mays** (of), Willie McCovey (of)
- 1964: (3) **Orlando Cepeda** (1b), Juan Marichal (p), Willie Mays (of)
- 1965: (2) **Juan Marichal** (p), **Willie Mays** (of)
- 1966: (6) Tom Haller (c), Jim Hart (3b), Juan Marichal (p), **Willie Mays** (of), **Willie McCovey** (1b), Gaylord Perry (p)
- 1967: (3) Tom Haller (c), **Juan Marichal** (p), Willie Mays (of)
- 1968: (3) Juan Marichal (p), **Willie Mays** (of), **Willie McCovey** (1b)
- 1969: (3) Juan Marichal (p), Willie Mays (of), **Willie McCovey** (1b)
- 1970: (4) Dick Dietz (c), **Willie Mays** (of), Willie McCovey (1b), Gaylord Perry (p)
- 1971: (4) Bobby Bonds (of), Juan Marichal (p), **Willie Mays** (of), **Willie McCovey** (1b)
- 1972: (1) Chris Speier (ss)
- 1973: (2) Bobby Bonds (of), **Chris Speier** (ss)
- 1974: (1) Chris Speier (ss)
- 1975: (1) Bobby Murcer (of)
- 1976: (1) John Montefusco (p)
- 1977: (1) Gary Lavelle (p)
- 1978: (2) **Vida Blue** (p), Jack Clark (of)
- 1979: (1) Jack Clark (of)
- 1980: (1) Ed Whitton (p)
- 1981: (1) Vida Blue (p)
- 1982: (1) Greg Minton (p)
- 1983: (3) Darrell Evans (1b), Atlee Hammaker (p), Gary Lavelle (p)
- 1984: (2) Bob Brenly (c), Chili Davis (of)
- 1985: (1) Scott Garrelts (p)
- 1986: (3) Chris Brown (3b), Chili Davis (of), Mike Krukow (p)
- 1987: (1) Jeffrey Leonard (of)
- 1988: (3) **Will Clark** (1b), Rick Reuschel (p), Robby Thompson (2b)
- 1989: (3) **Will Clark** (1b), **Kevin Mitchell** (of), **Rick Reuschel** (p)
- 1990: (4) Jeff Brantley (p), **Will Clark** (1b), **Kevin Mitchell** (of), Matt Williams (3b)
- 1991: (1) **Will Clark** (1b)
- 1992: (1) Will Clark (1b)
- 1993: (4) Rod Beck (p), **Barry Bonds** (of), John Burkett (p), Robby Thompson (2b)
- 1994: (3) Rod Beck (p), **Barry Bonds** (of), **Matt Williams** (3b)
- 1995: (2) **Barry Bonds** (of), **Matt Williams** (3b)
- 1996: (2) **Barry Bonds** (of), **Matt Williams** (3b)
- 1997: (3) Rod Beck (p), **Barry Bonds** (of), Shawn Estes (p)
- 1998: (2) **Barry Bonds** (of), Robb Nen (p)
- 1999: (2) Jeff Kent (2b), Robb Nen (p)
- 2000: (2) Barry Bonds (of), **Jeff Kent** (2b)
- 2001: (3) **Rich Aurilia** (ss), **Barry Bonds** (of), **Jeff Kent** (2b)
- 2002: (3) **Barry Bonds** (of), Robb Nen (p), Benito Santiago (c)

Bold name indicates starter

Giants All-Time Post Season Results

National League Division Series

Year	Date	Site	W/L	Score	Winner	Loser	Save	Attendance
1997	1	9/30	at Florida	L	1-2	Cook	Tavarez	42,167
	2	10/1	at Florida	L	6-7	Nen	R. Hernandez	41,283
	3	10/3	at San Francisco	L	2-6	Fernandez	Alvarez	57,188
2000	1	10/4	at San Francisco	W	5-1	L. Hernandez	Hampton	40,430
	2	10/5	at San Francisco	L	4-5 (10)	Benitez	Rodriguez Franco	40,430
	3	10/7	at New York	L	2-3 (13)	White	Fultz	56,270
	4	10/8	at New York	L	0-4	B. Jones	Gardner	52,888
2002	1	10/2	at Atlanta	W	8-5	Ortiz	Glavine Nen	41,903
	2	10/3	at Atlanta	L	3-7	Millwood	Rueter	47,167
	3	10/5	at San Francisco	L	2-10	Maddux	Schmidt	43,043
	4	10/6	at San Francisco	W	8-3	L. Hernandez	Glavine	43,070
	5	10/7	at Atlanta	W	3-1	Ortiz	Millwood Nen	45,203

National League Championship Series

Year	Date	Site	W/L	Score	Winner	Loser	Save	Attendance
1971	1	10/2	at San Francisco	W	5-4	PERRY	Blass	40,977
	2	10/3	at San Francisco	L	4-9	Cumberland	Ellis Giusti	42,562
	3	10/5	at Pittsburgh	L	1-2	Johnson	MARICHAL Giusti	38,322
	4	10/6	at Pittsburgh	L	5-9	Kison	Perry Giusti	35,487
1987	1	10/6	at St. Louis	L	3-5	Mathews	Reuschel Dayley	55,331
	2	10/7	at St. Louis	W	5-0	DRAVECKY	Tudor	55,331
	3	10/9	at San Francisco	L	5-6	Forsch	D. Robinson Worrell	57,913
	4	10/10	at San Francisco	W	4-2	KRUKOW	COX	57,997
	5	10/11	at San Francisco	W	6-3	Price	Forsch	59,363
	6	10/13	at St. Louis	L	0-1	Tudor	Worrell Dayley	55,331
	7	10/14	at St. Louis	L	0-6	COX	Hammaker	55,331
1989	1	10/4	at Chicago	W	11-3	Garrelts	Maddux	39,195
	2	10/5	at Chicago	L	5-9	Lancaster	Reuschel	39,195
	3	10/7	at San Francisco	W	5-4	Robinson	Lancaster Bedrosian	62,065
	4	10/8	at San Francisco	W	6-4	Downs	Wilson Bedrosian	62,078
	5	10/9	at San Francisco	W	3-2	Reuschel	Bielecki Bedrosian	62,084
2002	1	10/9	at St. Louis	W	9-6	Rueter	Morris Nen	52,175
	2	10/10	at St. Louis	W	4-1	Schmidt	Williams Nen	52,195
	3	10/12	at San Francisco	L	4-5	Finley	Witasick Isringhausen	42,177
	4	10/13	at San Francisco	W	4-3	Worrell	White Nen	42,676
	5	10/14	at San Francisco	W	2-1	Worrell	Morris	42,673

World Series

Year	Date	Site	W/L	Score	Winner	Loser	Save	Attendance
1905	1	10/9	at Philadelphia	W	3-0	MATHEWSON	PLANK	17,995
	2	10/10	at New York	L	0-3	BENDER	McGinnity	24,992
	3	10/12	at Philadelphia	W	9-0	MATHEWSON	COAKLEY	10,991
	4	10/13	at New York	W	1-0	MCGINNITY	PLANK	13,598
	5	10/14	at New York	W	2-0	MATHEWSON	BENDER	24,187

1911	Date	Site	W/L	Score	Winner	Loser	Save	Attendance
1	10/14	at New York	W	2-1	MATHEWSON	BENDER		38,281
2	10/16	at Philadelphia	L	1-3	PLANK	Marquard		26,286
3	10/17	at New York	L	2-3 (11)	COOMBS	MATHEWSON		37,216
4	10/24	at Philadelphia	L	2-4	BENDER	Mathewson		24,355
5	10/25	at New York	W	4-3 (10)	Crandall	Plank		33,228
6	10/26	at Philadelphia	L	2-13	BENDER	Ames		20,485
1912	Date	Site	W/L	Score	Winner	Loser	Save	Attendance
1	10/8	at New York	L	3-4	WOOD	Tesreau		35,730
2	10/9	at Boston	T	6-6 (11)				30,148
3	10/10	at Boston	W	2-1	MARQUARD	O'Brien		34,624
4	10/11	at New York	L	1-3	WOOD	Tesreau		36,502
5	10/12	at Boston	L	1-2	BEDIENT	MATHEWSON		34,683
6	10/14	at New York	W	5-2	MARQUARD	O'Brien		30,622
7	10/15	at Boston	W	11-4	TESREAU	Wood		32,694
8	10/16	at Boston	L	2-3 (10)	Wood	MATHEWSON		17,034
1913	Date	Site	W/L	Score	Winner	Loser	Save	Attendance
1	10/7	at New York	L	4-6	BENDER	Marquard		36,291
2	10/8	at Philadelphia	W	3-0 (10)	MATHEWSON	PLANK		20,563
3	10/9	at New York	L	2-8	BUSH	Tesreau		36,896
4	10/10	at Philadelphia	L	5-6	BENDER	Demaree		20,568
5	10/11	at New York	L	1-3	PLANK	MATHEWSON		36,632
1917	Date	Site	W/L	Score	Winner	Loser	Save	Attendance
1	10/6	at Chicago	L	1-2	CICOTTE	SALLEE		32,000
2	10/7	at Chicago	L	2-7	FABER	Anderson		32,000
3	10/10	at New York	W	2-0	BENTON	CICOTTE		33,616
4	10/11	at New York	W	5-0	SCHUPP	Faber		27,746
5	10/13	at Chicago	L	5-8	Faber	Sallee		27,323
6	10/15	at New York	L	2-4	FABER	Benton		33,969
1921	Date	Site*	W/L	Score	Winner	Loser	Save	Attendance
1	10/5	vs. New York-AL	L	0-3	MAYS	Douglas		30,202
2	10/6	at New York-AL	L	0-3	HOYT	NEHF		34,939
3	10/7	vs. New York-AL	W	13-5	Barnes	Quinn		36,509
4	10/9	at New York-AL	W	4-2	DOUGLAS	MAYS		30,372
5	10/10	vs. New York-AL	L	1-3	HOYT	NEHF		35,758
6	10/11	at New York-AL	W	8-5	Barnes	Shawkey		34,283
7	10/12	vs. New York-AL	W	2-1	DOUGLAS	MAYS		36,503
8	10/13	at New York-AL	W	1-0	NEHF	HOYT		25,410

*-all games were played at the Polo Grounds

1922	Date	Site*	W/L	Score	Winner	Loser	Save	Attendance
1	10/4	vs. New York-AL	W	3-2	Ryan	Bush		36,514
2	10/5	at New York-AL	T	3-3				37,020
3	10/6	vs. New York-AL	W	3-0	J. SCOTT	Hoyt		37,620
4	10/7	at New York-AL	W	4-3	McQUILLAN	Mays		36,242
5	10/8	vs. New York-AL	W	5-3	NEHF	BUSH		38,551

*-all games were played at the Polo Grounds

1923	Date	Site	W/L	Score	Winner	Loser	Save	Attendance
1	10/10	at New York-AL	W	5-4	Ryan	Bush		55,307
2	10/11	vs. New York-AL	L	2-4	PENNOCK	McQuillan		40,402
3	10/12	at New York-AL	W	1-0	NEHF	Jones		62,430
4	10/13	vs. New York-AL	L	4-8	Shawkey	J. Scott		46,302
5	10/14	at New York-AL	L	1-8	BUSH	Bentley		62,817
6	10/15	vs. New York-AL	L	4-6	Pennock	Nehf		34,172
1924	Date	Site	W/L	Score	Winner	Loser	Save	Attendance
1	10/4	at Washington	W	4-3 (12)	NEHF	JOHNSON		35,760
2	10/5	at Washington	L	3-4	Zachary	BENTLEY		35,922
3	10/6	at New York	W	6-4	McQuillan	Marberry		47,608

4	10/7	at New York	L	4-7	Mogridge	Barnes		49,243
5	10/8	at New York	W	6-2	Bentley	JOHNSON		49,211
6	10/9	at Washington	L	1-2	ZACHARY	Nehf		34,254
7	10/10	at Washington	L	3-4 (12)	Johnson	Bentley		31,667
1933	Date	Site	W/L	Score	Winner	Loser	Save	Attendance
1	10/3	at New York	W	4-2	HUBBELL	Stewart		46,672
2	10/4	at New York	W	6-1	SCHUMACHER	Crowder		35,461
3	10/5	at Washington	L	0-4	WHITEHILL	Fitzsimmons		25,727
4	10/6	at Washington	W	2-1	HUBBELL	Weaver		26,762
5	10/7	at Washington	W	4-3 (10)	Luque	Russell		28,454
1936	Date	Site	W/L	Score	Winner	Loser	Save	Attendance
1	9/30	vs. New York-AL	W	6-1	HUBBELL	RUFFING		39,419
2	10/2	vs. New York-AL	L	4-18	GOMEZ	Schumacher		43,543
3	10/3	at New York-AL	L	1-2	Hadley	FITZSIMMONS		64,842
4	10/4	at New York-AL	L	2-5	PEARSON	Hubbell		66,669
5	10/5	at New York-AL	W	5-4 (10)	SCHUMACHER	Malone		50,024
6	10/6	vs. New York-AL	L	5-13	Gomez	Fitzsimmons		38,427
1937	Date	Site	W/L	Score	Winner	Loser	Save	Attendance
1	10/6	at New York-AL	L	1-8	GOMEZ	Hubbell		60,573
2	10/7	at New York-AL	L	1-8	RUFFING	Melton		57,675
3	10/8	vs. New York-AL	L	1-5	Pearson	Schumacher		37,385
4	10/9	vs. New York-AL	W	7-3	HUBBELL	Hadley		44,293
5	10/10	vs. New York-AL	L	2-4	GOMEZ	Melton		38,216
1951	Date	Site	W/L	Score	Winner	Loser	Save	Attendance
1	10/4	at New York-AL	W	5-1	KOSLO	Reynolds		65,673
2	10/5	at New York-AL	L	1-3	LOPAT	Jansen		66,018
3	10/6	vs. New York-AL	W	6-2	Hearn	Raschi		52,035
4	10/8	vs. New York-AL	L	2-6	REYNOLDS	Maglie		49,010
5	10/9	vs. New York-AL	L	1-13	LOPAT	Jansen		47,530
6	10/10	at New York-AL	L	3-4	Raschi	Koslo		61,711
1954	Date	Site	W/L	Score	Winner	Loser	Save	Attendance
1	9/29	at New York	W	5-2 (10)	Grissom	LEMON		52,751
2	9/30	at New York	W	3-1	ANTONELLI	Wynn		49,099
3	10/1	at Cleveland	W	6-2	Gomez	Garcia		71,555
4	10/2	at Cleveland	W	7-4	Liddle	Lemon		78,102
1962	Date	Site	W/L	Score	Winner	Loser	Save	Attendance
1	10/4	at San Francisco	L	2-6	FORD	O'Dell		43,852
2	10/5	at San Francisco	W	2-0	SANFORD	Terry		43,910
3	10/7	at New York-AL	L	2-3	STAFFORD	Pierce		71,434
4	10/8	at New York-AL	W	7-3	Larsen	Coates		66,607
5	10/10	at New York-AL	L	3-5	TERRY	Sanford		63,165
6	10/15	at San Francisco	W	5-2	PIERCE	Ford		43,948
7	10/16	at San Francisco	L	0-1	TERRY	Sanford		43,948
1989	Date	Site	W/L	Score	Winner	Loser	Save	Attendance
1	10/14	at Oakland	L	0-5	STEWART	Garrelts		49,385
2	10/15	at Oakland	L	1-5	Moore	Reuschel		49,388
3	10/27	at San Francisco	L	7-13	Stewart	Garrelts		62,083
4	10/28	at San Francisco	L	6-9	Moore	Robinson	Eckersley	62,032
2002	Date	Site	W/L	Score	Winner	Loser	Save	Attendance
1	10/19	at Anaheim	W	4-3	Schmidt	Washburn	Nen	44,603
2	10/20	at Anaheim	L	10-11	Fr. Rodriguez	Fa. Rodriguez	Percival	44,584
3	10/22	at San Francisco	L	4-10	Ra. Ortiz	Hernandez		42,707
4	10/23	at San Francisco	W	4-3	Worrell	Fr. Rodriguez	Nen	42,703
5	10/24	at San Francisco	W	16-4	Zerbe	Washburn		42,713
6	10/26	at Anaheim	L	5-6	Donnelly	Worrell	Percival	44,506
7	10/27	at Anaheim	L	1-4	Lackey	Hernandez	Percival	44,598

Bold name denotes complete game

The Last Time The Giants:

Swept a Home 3-game Series vs.:

Astros	September 27-29, 2002
Braves	September 10-12, 1990
Brewers	August 7-9, 2000
Cardinals	June 29-July 1, 2001
Cubs	September 1-3, 2000
Diamondbacks	None
Dodgers	August 9-11, 1991
Expos	July 19-21, 1993
Marlins	August 14-16, 2001
Mets	August 20-22, 2002
Padres	April 5-7, 2002
Phillies	September 4-6, 2000
Pirates	July 31-August 2, 2001
Reds	May 3-5, 2002
Rockies	June 29-July 1, 1999
Angels	June 12-14, 2001
Athletics	June 15-17, 2001
Blue Jays	None
Devil Rays	None
Mariners	None
Orioles	None
Rangers	July 16-18, 2000
Yankees	None

Swept a Home 4-game Series vs.:

Astros	June 20-22, 1986
Braves	July 29-31, 1988
Brewers	None
Cardinals	July 24-26, 1987
Cubs	June 17-20, 1999
Diamondbacks	None
Dodgers	June 26-29, 1975
Expos	May 28-30, 1971
Marlins	None
Mets	May 1-4, 2000
Padres	September 24-27, 1993
Phillies	August 30-September 2, 1999
Pirates	September 21-24, 1998
Reds	July 26-29, 1990
Rockies	July 4-6, 2000
Angels	None
Athletics	None
Blue Jays	None
Devil Rays	None
Mariners	None
Orioles	None
Rangers	None
Yankees	None

Swept in a Home 3-game Series vs.:

Astros	September 18-20, 2001
Braves	August 7-9, 1998
Brewers	June 21-23, 1999
Cardinals	July 17-19, 1991
Cubs	September 13-15, 1993
Diamondbacks	May 28-30, 2001
Dodgers	April 11-13, 2000
Expos	June 9-11, 1995
Marlins	July 17-19, 1995
Mets	July 4-6, 1994
Padres	September 25-27, 1995
Phillies	May 18-20, 1984
Pirates	August 24-26, 1992
Reds	April 24-26, 2001
Rockies	None
Angels	None
Athletics	None
Blue Jays	None
Devil Rays	None
Mariners	None
Orioles	None
Rangers	None
Yankees	None

Swept a Road 3-game Series vs.:

Astros	October 2-4, 2001
Braves	June 27-29, 1988
Brewers	September 20-22, 2002
Cardinals	June 5-7, 1998
Cubs	September 8-10, 1995
Diamondbacks	April 21-23, 2000
Dodgers	April 2-4, 2002
Expos	August 15-17, 2000
Marlins	August 22-24, 1998
Mets	May 7-9, 2002
Padres	June 3-5, 2002
Phillies	May 11-13, 1992
Pirates	May 10-12, 1996
Reds	April 4-7, 1999
Rockies	July 30-August 1, 1993
Angels	None
Athletics	None
Blue Jays	None
Devil Rays	None
Mariners	None
Orioles	None
Rangers	None
Yankees	None

Swept a Road 4-game Series vs.:

Astros	July 25-27, 1975
Braves	June 7-10, 1954
Brewers	None
Cardinals	May 6-9, 1912
Cubs	August 23-25, 1956
Diamondbacks	July 26-29, 2001
Dodgers	April 21-24, 1923
Expos	July 14-17, 1994
Marlins	None
Mets	None
Padres	May 4-7, 1995
Phillies	July 31-August 3, 1998
Pirates	May 20-22, 1955
Reds	May 12-15, 1983
Rockies	August 26-29, 2002
Angels	None
Athletics	None
Blue Jays	None
Devil Rays	None
Mariners	None
Orioles	None
Rangers	None
Yankees	None

Swept in a Road 3-game Series vs.:

Astros	July 17-19, 1998
Braves	May 16-18, 2000
Brewers	April 17-19, 1998
Cardinals	September 11-13, 1995
Cubs	May 20-22, 1994
Diamondbacks	None
Dodgers	September 25-27, 1990
Expos	May 28-30, 1999
Marlins	August 9-11, 1999
Mets	April 20-May 2, 1999
Padres	June 12-14, 1998
Phillies	August 18-20, 1990
Pirates	August 22-24, 1997
Reds	June 21-23, 1994
Rockies	May 24-26, 2002
Angels	None
Athletics	None
Blue Jays	None
Devil Rays	None
Mariners	None
Orioles	None
Rangers	July 18-20, 1999
Yankees	None

Swept in a Home 4-game Series vs.:

Astros.....	None
Braves.....	None
Brewers.....	None
Cardinals.....	September 9-12, 1993
Cubs.....	September 21-22, 1948
Diamondbacks.....	None
Dodgers.....	July 1-4, 1977
Expos.....	July 13-15, 1975
Marlins.....	None
Mets.....	None
Padres.....	June 27-30, 1996
Phillies.....	August 6-8, 1943
Pirates.....	August 31-September 2, 1979
Reds.....	May 16-18, 1972
Rockies.....	None
Angels.....	None
Athletics.....	None
Blue Jays.....	None
Devil Rays.....	None
Mariners.....	None
Orioles.....	None
Rangers.....	None
Yankees.....	None

Sweeps of five or more games:

September 12-15, 1996.....	Lost 5 vs. Pirates
July 12-15, 1984.....	Lost 5 at Pirates
August 5-8, 1982.....	Won 5 vs. Astros
June 18-20, 1971.....	Won 5 vs. Padres
September 14-17, 1944.....	Lost 6 at Phillies
June 20-24, 1943.....	Lost 6 at Dodgers
August 27-31, 1932.....	Lost 5 at Cubs
September 10-14, 1928.....	Won 8 at Braves

Swept a Home Doubleheader vs.:

Astros.....	June 22, 1986
Braves.....	July 31, 1988
Brewers.....	None
Cardinals.....	July 26, 1987
Cubs.....	July 8, 1990
Diamondbacks.....	None
Dodgers.....	August 30, 1958
Expos.....	May 14, 1998
Marlins.....	None
Mets.....	May 19, 1996
Padres.....	June 16, 1985
Phillies.....	July 7, 1992
Pirates.....	June 19, 1977
Reds.....	August 9, 1987
Rockies.....	None
Angels.....	None
Athletics.....	None
Blue Jays.....	None
Devil Rays.....	None
Mariners.....	None
Orioles.....	None
Rangers.....	None
Yankees.....	None

Swept in a Home Doubleheader vs.:

Astros.....	April 15, 1979
Braves.....	August 2, 1992
Brewers.....	None
Cardinals.....	July 4, 1984
Cubs.....	August 3, 1980
Diamondbacks.....	None
Dodgers.....	July 26, 1988
Expos.....	June 15, 1975
Marlins.....	None
Mets.....	June 13, 1976
Padres.....	September 24, 1984
Phillies.....	July 14, 1974
Pirates.....	September 15, 1996
Reds.....	April 15, 1973
Rockies.....	None
Angels.....	None
Athletics.....	None
Blue Jays.....	None
Devil Rays.....	None
Mariners.....	None
Orioles.....	None
Rangers.....	None
Yankees.....	None

Swept in a Road 4-game Series vs.:

Astros.....	September 28-October 1, 1970
Braves.....	May 11-13, 1946
Brewers.....	None
Cardinals.....	August 26-28, 1948
Cubs.....	June 9-12, 1977
Diamondbacks.....	None
Dodgers.....	June 22-25, 1995
Expos.....	None
Marlins.....	None
Mets.....	August 30-September 2, 1990
Padres.....	July 4-7, 1996
Phillies.....	August 19-21, 1949
Pirates.....	July 14-17, 1988
Reds.....	April 18-21, 1985
Rockies.....	None
Angels.....	None
Athletics.....	None
Blue Jays.....	None
Devil Rays.....	None
Mariners.....	None
Orioles.....	None
Rangers.....	None
Yankees.....	None

July 30-August 2, 1927.....	Won 5 at Cardinals
August 24-27, 1921.....	Won 5 vs. Pirates
July 4-7, 1919.....	Won 5 at Phillies
September 23-27, 1916.....	Won 6 vs. Cardinals
June 19-22, 1912.....	Won 5 at Braves
June 28-July 2, 1912.....	Won 5 vs. Boston
July 17-21, 1901.....	Lost 5 at Cubs
September 4-6, 1901.....	Lost 6 vs. Pirates

Swept a Road Doubleheader vs.:

Astros.....	July 26, 1985
Braves.....	May 19, 1979
Brewers.....	None
Cardinals.....	September 6, 1968
Cubs.....	August 25, 1999
Diamondbacks.....	None
Dodgers.....	September 3, 1948
Expos.....	May 5, 1974
Marlins.....	None
Mets.....	April 13, 1997
Padres.....	None
Phillies.....	July 31, 1970
Pirates.....	July 6, 1987
Reds.....	July 12, 1980
Rockies.....	None
Angels.....	None
Athletics.....	None
Blue Jays.....	None
Devil Rays.....	None
Mariners.....	None
Orioles.....	None
Rangers.....	None
Yankees.....	None

Swept in a Road Doubleheader vs.:

Astros.....	None
Braves.....	June 30, 1978
Brewers.....	None
Cardinals.....	June 10, 1962
Cubs.....	September 27, 1964
Diamondbacks.....	None
Dodgers.....	September 6, 1952
Expos.....	None
Marlins.....	None
Mets.....	July 13, 1979
Padres.....	June 24, 1975
Phillies.....	June 18, 1968
Pirates.....	July 13, 1984
Reds.....	April 28, 1984
Rockies.....	None
Angels.....	None
Athletics.....	None
Blue Jays.....	None
Devil Rays.....	None
Mariners.....	None
Orioles.....	None
Rangers.....	None
Yankees.....	None

Giants League Leaders and Notable Performances

Batting Champions

1915	Larry Doyle	.320
1930	Bill Terry	.401
1954	Willie Mays	.345
2002	Barry Bonds	.370

Home Run Champions

1909	Red Murray	7
1916	Dave Robertson	12**
1917	Dave Robertson	12**
1921	George Kelly	23
1932	Mel Ott	38**
1934	Mel Ott	35**
1936	Mel Ott	33
1937	Mel Ott	31**
1938	Mel Ott	36
1942	Mel Ott	30
1947	Johnny Mize	51
1948	Johnny Mize	40
1955	Willie Mays	51
1961	Orlando Cepeda	46
1962	Willie Mays	49
1963	Willie McCovey	44
1964	Willie Mays	47
1965	Willie Mays	52
1968	Willie McCovey	36
1969	Willie McCovey	45
1989	Kevin Mitchell	47
1993	Barry Bonds	46
1994	Matt Williams	43
2001	Barry Bonds	73

RBI Champions

1903	Sam Mertes	104
1904	Bill Dahlen	80
1917	Heinie Zimmerman	102
1920	George Kelly	94**
1923	"Irish" Meusel	125
1924	George Kelly	136
1934	Mel Ott	135
1942	Johnny Mize	110
1947	Johnny Mize	138
1951	Monte Irvin	121
1961	Orlando Cepeda	142
1968	Willie McCovey	105
1969	Willie McCovey	126
1988	Will Clark	109
1989	Kevin Mitchell	125
1990	Matt Williams	122
1993	Barry Bonds	123

Strikeout Leaders

1903	Christy Mathewson	267
1904	Christy Mathewson	212
1905	Christy Mathewson	206
1907	Christy Mathewson	178
1908	Christy Mathewson	259
1911	Rube Marquard	237
1937	Carl Hubbell	159
1944	Bill Voiselle	161

ERA Leaders

1912	Jeff Tesreau	1.96
1913	Christy Mathewson	2.06
1922	Rosy Ryan	3.00
1929	Bill Walker	3.08
1931	Bill Walker	2.26
1933	Carl Hubbell	1.66
1934	Carl Hubbell	2.30
1936	Carl Hubbell	2.31
1949	Dave Koslo	2.50
1950	Jim Hearn	2.49
1952	Hoyt Wilhelm	2.43
1954	Johnny Antonelli	2.29
1956	Stu Miller	2.47
1959	Sam Jones	2.82
1960	Mike McCormick	2.70
1969	Juan Marichal	2.10
1983	Atlee Hammaker	2.25
1989	Scott Garrelts	2.28
1992	Bill Swift	2.08

20-Game Winners

1901	Christy Mathewson	20-17
1903	Joe McGinnity	31-20*
	Christy Mathewson	30-13
1904	Joe McGinnity	35-8*
	Christy Mathewson	33-12
	Luther Taylor	21-15
1905	Christy Mathewson	31-9*
	Leon Ames	22-8
	Joe McGinnity	21-15
1906	Joe McGinnity	27-12*
	Christy Mathewson	22-12
1907	Christy Mathewson	24-12*
1908	Christy Mathewson	37-11*
	George Wiltse	23-14
1909	Christy Mathewson	25-6
	George Wiltse	20-11
1910	Christy Mathewson	27-9*
1911	Christy Mathewson	26-13
	Rube Marquard	24-7
1912	Rube Marquard	26-11**
	Christy Mathewson	23-12
1913	Christy Mathewson	25-11
	Rube Marquard	23-10
	Jeff Tesreau	22-13
1914	Jeff Tesreau	26-10
	Christy Mathewson	24-13
1917	Ferdie Schupp	21-7
1919	Jess Barnes	25-9*
1920	Fred Toney	21-11
	Art Nehf	21-12
	Jess Barnes	20-15
1921	Art Nehf	20-10
1928	Larry Benton	25-9**
	Fred Fitzsimmons	20-9
1933	Carl Hubbell	23-12*
1934	Hal Schumacher	23-10
	Carl Hubbell	21-12
1935	Carl Hubbell	23-12
1936	Carl Hubbell	26-6*
1937	Carl Hubbell	22-8*
	Cliff Melton	20-9
1944	Bill Voiselle	21-16
1947	Larry Jansen	21-5

W-L

1951	Sal Maglie	23-6**
	Larry Jansen	23-11**
1954	Johnny Antonelli	21-7
1956	Johnny Antonelli	20-13
1959	Sam Jones	21-15**
1962	Jack Sanford	24-7
1963	Juan Marichal	25-8**
1964	Juan Marichal	21-8**
1965	Juan Marichal	22-13**
1966	Juan Marichal	25-6
	Gaylord Perry	21-8
1967	Mike McCormick	22-10
1968	Juan Marichal	26-9*
1969	Juan Marichal	21-11
1970	Gaylord Perry	23-13**
1973	Ron Bryant	24-12*
1986	Mike Krukow	20-9
1993	John Burkett	22-7*
	Bill Swift	21-8

*led league **tied for league lead

Cy Young Award

1967	Mike McCormick
------	----------------

Most Valuable Player

1912	Larry Doyle
1930	Bill Terry
1933	Carl Hubbell
1936	Carl Hubbell
1954	Willie Mays
1965	Willie Mays
1969	Willie McCovey
1989	Kevin Mitchell
1993	Barry Bonds
2000	Jeff Kent
2001	Barry Bonds
2002	Barry Bonds

"Willie Mac" Award

1980	Jack Clark
1981	Larry Herndon
1982	Joe Morgan
1983	Darrell Evans
1984	Bob Brenly
1985	Mike Krukow
1986	Mike Krukow
1987	Chris Speier
1988	Jose Uribe
1989	Dave Dravecky
1990	Steve Bedrosian
1991	Robby Thompson
1992	Mike Felder
1993	Kirt Manwaring
1994	None
1995	Mark Leiter, Mark Carreon
1996	Shawon Dunston
1997	J.T. Snow
1998	Jeff Kent
1999	Marvin Benard
2000	Ellis Burks
2001	Mark Gardner, Benito Santiago
2002	David Bell

Manager Of The Year

1951	Leo Durocher	<i>The Sporting News</i>
1954	Leo Durocher	<i>The Sporting News</i>
1971	Charlie Fox	<i>The Sporting News & UPI</i>
1978	Joe Altobelli	UPI
1982	Frank Robinson	UPI
1987	Roger Craig	AP
1993	Dusty Baker	AP, BBWAA
1997	Dusty Baker	<i>The Sporting News</i> , BBWAA
2000	Dusty Baker	<i>The Sporting News</i> , BBWAA

Rookie Of The Year

1951	Willie Mays	BBWAA
1958	Orlando Cepeda	BBWAA & <i>The Sporting News</i>
1959	Willie McCovey	BBWAA & <i>The Sporting News</i>
1965	Frank Linzy	<i>The Sporting News</i>
1972	Dave Rader	<i>The Sporting News</i>
1973	Gary Matthews	BBWAA & <i>The Sporting News</i>
1974	John D'Acquisto	<i>The Sporting News</i>
1975	John Montefusco	BBWAA & <i>The Sporting News</i>
1976	Larry Herndon	<i>The Sporting News</i>
1986	Robby Thompson	<i>The Sporting News</i>

Comeback Player Of The Year

1967	Mike McCormick
1977	Willie McCovey
1982	Joe Morgan

Major League

Executive Of The Year (*The Sporting News*)

1954	Horace Stoneham
1978	H. B. "Spec" Richardson
1987	Al Rosen

A San Francisco Giant Last Achieved

A NO-HITTER: Sept. 29, 1976; John Montefusco at Atlanta; 9-0.

A NO-HITTER AT HOME: Aug. 24, 1975; Ed Halicki vs. New York; 6-0.

A ONE-HITTER: July 29, 1990; Scott Garrelts vs. Cincinnati; 4-0.

A TWO-HITTER: Sept. 25, 2002; Livan Hernandez vs. San Diego, 6-0.

10 OR MORE STRIKEOUTS IN A GAME: Aug. 20, 2002; Jason Schmidt (13) vs. New York

AN INSIDE-THE-PARK HOME RUN: Sept. 21, 1997; Barry Bonds at San Diego.

TWO HOME RUNS IN A GAME: Sept. 25, 2002; Reggie Sanders vs. San Diego.

THREE HOME RUNS IN A GAME: Aug. 27, 2002; Barry Bonds at Colorado.

FOUR HOME RUNS IN A GAME: April 30, 1960; Willie Mays at Milwaukee.

A GRAND SLAM: Aug. 10, 2002; Benito Santiago vs. Pittsburgh (Mike Lincoln)

A HOME RUN BY A PITCHER: Sept. 18, 2002; Russ Ortiz at Los Angeles (Robert Ellis).

TWO HOME RUNS IN A GAME BY A PITCHER: May 12, 1985; Jim Gott vs. St. Louis (Bob Forsch).

BACK-TO-BACK HOME RUNS: Sept. 21, 2002; Kenny Lofton and Rich Aurilia at Milwaukee.

THREE CONSECUTIVE HOME RUNS: Aug. 4, 2002; J.T. Snow, Reggie Sanders and David Bell at Pittsburgh.

FIVE HITS IN A GAME: July 2, 2002; Tsuyoshi Shinjo (5) at Colorado.

FIVE OR MORE RBI IN A GAME: June 27, 2002; Jeff Kent (6) vs. San Diego.

A STEAL OF HOME: Sept. 28, 1991; Darren Lewis at Los Angeles.

THREE OR MORE STEALS IN A GAME: Aug. 1, 1997; Stan Javier (3) at Cincinnati.

BATTING FOR THE CYCLE: May 3, 1999; Jeff Kent at Pittsburgh.

TURN A TRIPLE PLAY: June 14, 1999; Bill Mueller to Jeff Kent to J.T. Snow at Colorado (Edgard Clemente).

HIT INTO A TRIPLE PLAY: Aug. 5, 1998; J.T. Snow at New York (John Olerud to Rey Ordonez to Olerud to Todd Pratt).

Giants In The Hall of Fame

The Giants franchise has had a long and proud tradition that has featured some of the best players in baseball history. In fact, the Giants have more players enshrined in the Baseball Hall of Fame than any other franchise. Here's a look at the 51 Hall of Fame members who have worn Giants uniforms.

Players (17)	Year Inducted	Pos.	Avg.	Years With Giants
Roger Bresnahan	1945	C	.280	1902-08
Orlando Cepeda	1999	1B	.297	1958-66
Roger Connor	1976	1B	.318	1883-94
William "Buck" Ewing	1939	C	.303	1883-92
Frankie Frisch	1947	2B	.316	1919-26
Monte Irvin	1973	OF	.293	1949-55
Travis Jackson	1982	SS	.291	1922-36
George Kelly	1973	1B	.297	1915-17, 1919-26
Fred Lindstrom	1976	3B	.311	1924-32
Willie Mays	1979	OF	.302	1951-72
Willie McCovey	1986	1B	.270	1959-73, 1977-80
Johnny Mize	1981	1B	.312	1942-49
James O'Rourke	1945	OF	.310	1885-92, 1904
Mel Ott	1951	OF	.304	1926-47
Bill Terry	1954	1B	.341	1923-36
Monte Ward	1964	SS	.278	1883-89, 1893-94
Ross Youngs	1972	OF	.322	1917-26

Pitchers (10)	Year Inducted	Wins	ERA	Years With Giants
Carl Hubbell	1947	253	2.97	1928-43
Tim Lincecum	1964	344	2.62	1885-91
Juan Marichal	1983	243	2.89	1960-73
Rube Marquard	1971	201	3.08	1908-15
Christy Mathewson	1936	373	2.13	1900-16
Joe McGinnity	1946	247	2.64	1902-08
Amos Rusie	1977	243	3.07	1890-98
Mickey Welch	1973	311	2.71	1883-92
Hoyt Wilhelm	1985	143	2.52	1952-56
Gaylord Perry	1991	314	3.10	1962-71

Managers (1)	Year Inducted	Wins	Years With Giants
John McGraw	1937	2840	1902-32

Others Who Spent Part of Their Career With The Giants (23)

Dave Bancroft (1920-23, 1930); Jake Beckley (1896-97); Dan Brouthers (1904); Jesse Burkett (1890); Steve Carlton (1986); Gary Carter (1990); Leo Durocher (1948-55); Burleigh Grimes (1927); Charles "Gabby" Hartnett (1941); Rogers Hornsby (1927); Waite Hoyt (1918, 1932); Willie Keeler (1892-93, 1910); Mike "King" Kelly (1893); Ernie Lombardi (1943-47); Bill McKechnie (1916); Joseph "Ducky" Medwick (1943-45); Joe Morgan (1981-82); Edd Roush (1916, 1927-29); Ray Schalk (1929); Duke Snider (1964); Warren Spahn (1965); Casey Stengel (1921-23) and Hack Wilson (1923-25).

Retired Uniform Numbers

In the storied 120-year history of Giants baseball, nine former players or managers have enjoyed careers worthy of their jersey numbers being retired by the club. Only the New York Yankees (14) and the Los Angeles Dodgers (10) have retired more numbers. The nine Giant greats are honored at Pacific Bell Park with their names and retired uniform numbers displayed atop the Giants dugout and along the left field suite level facade.

Christy Mathewson and John McGraw, who both predated the use of numbers on jerseys, are recognized along with fellow New York Giants Bill Terry (#3), Mel Ott (#4) and Carl Hubbell (#11). Willie Mays (#24), who played for the club on both coasts, joins former San Francisco stars Juan Marichal (#27), Orlando Cepeda (#30) and Willie McCovey (#44) in this select group.

The Giants also honor Jackie Robinson, whose uniform number (42) was retired throughout Major League Baseball in 1997 to commemorate the 50th anniversary of his arrival in the big leagues.

Christy Mathewson

PITCHER (RH)



Born: August 12, 1880

Died: October 7, 1925

Birthplace: Factoryville, Pennsylvania

Batted: Right

Threw: Right

Height: 6-2

Weight: 195

Years with Giants: 1900-1916

HOF Induction: 1936

Dominant right-hander played 17 seasons for New York Giants (1900-1916)...is franchise's all-time leader in wins (373), complete games (433), shutouts (79), innings (4,771) and strikeouts (2,499)...won 20 or more games 13 times, including 4 seasons with 30-plus wins...was 1 of 5 members of initial induction class into Hall of Fame, along with Ty Cobb, Walter Johnson, Babe Ruth and Honus Wagner...named to Major League Baseball's All-Century Team...

John McGraw

INFILDER / MANAGER



Born: April 7, 1873

Died: February 25, 1934

Birthplace: Truxton, New York

Batted: Left

Threw: Right

Height: 5-7

Weight: 155

Years with Giants: 1902-1932

HOF Induction: 1937

Ranks as franchise's all-time winningest manager with 2,604-1,801 record...in 29 full seasons as manager of Giants, finished 1st or 2nd 21 times, won 10 NL pennants and 3 World Series...was player/manager with Giants from 1902-1906...lifetime .334 hitter in 16-year playing career...

Bill Terry

3

INFILDER / MANAGER



Born: October 30, 1898

Died: January 9, 1989

Birthplace: Atlanta, Georgia

Batted: Left

Threw: Left

Height: 6-1

Weight: 200

Years with Giants: 1923-1941

HOF Induction: 1954

Hit .341 during 14-year playing career with Giants...his .401 batting average in 1930 is highest in franchise history and marks last time NL player hit over .400...set Giants single-season records for hits (254) and runs scored (139) in 1930...became player/manager in '32 and posted 823-661 mark in 10 years as skipper...guided club to 3 pennants and 1 World Series...

INFILDER/MANAGER

**Born:** March 2, 1909**Died:** November 21, 1958**Birthplace:** Gretna, Louisiana**Batted:** Left**Threw:** Right**Height:** 5-9**Weight:** 170**Years with Giants:** 1926-1948**HOF Induction:** 1951

Played 22 years for Giants, including 7 as player/manager...11-time All-Star is franchise's all-time leader with 1,860 RBI...ranks behind only Willie Mays in games (2,730), at-bats (9,456), runs (1,859), hits (2,876), doubles (488), home runs (511), total bases (5,041) and extra base hits (1,071)...led team in homers every year from 1928-45...was 1st NL player to reach 500 HR...

Carl Hubbell

11

PITCHER (LH)

**Born:** June 22, 1903**Died:** November 21, 1988**Birthplace:** Carthage, Missouri**Batted:** Right**Threw:** Left**Height:** 6-0**Weight:** 170**Years with Giants:** 1928-1943**HOF Induction:** 1947

9-time All-Star posted 253-154 record in 16 seasons with Giants...his 1.66 ERA in 1933 is best in franchise history...posted franchise-record 46.1-consecutive scoreless innings in 1933...was NL MVP in 1933 and '36...won 24 straight decisions spanning 1936-37...struck out 6 batters in 1934 All-Star game at Polo Grounds, including Babe Ruth, Lou Gehrig and Jimmy Foxx...

Willie Mays

24

OUTFIELDER

**Born:** May 6, 1931**Birthplace:** Westfield, Alabama**Batted:** Right**Threw:** Right**Height:** 5-11**Weight:** 180**Years with Giants:** 1951-1972**HOF Induction:** 1979

Lifetime .302 hitter with 660 career homers, 3rd most in Major League history behind Hank Aaron and Babe Ruth...12-time Gold Glove winner appeared in 24 All-Star Games...was named NL MVP in 1954 and '65 and NL Rookie of Year in '51...is Giants all-time leader in games (2,857), at-bats (10,477), runs (2,011), hits (3,187), doubles (504), home runs (646), total bases (5,907) and extra-base hits (1,289)...named starting outfielder on MLB's All-Century Team...

Juan Marichal

27

PITCHER (RH)

**Born:** October 20, 1937**Birthplace:** Laguna Verde, Dominican Republic**Batted:** Right**Threw:** Right**Height:** 6-0**Weight:** 185**Years with Giants:** 1960-73**HOF Induction:** 1983

9-time All-Star won 238 games in San Francisco, most by any pitcher since franchise moved west in 1958...won 20 or more games 6 times in 14 years with Giants...is SF leader in complete games (244), shutouts (52), innings (3,443) and strikeouts (2,281)...was named right-hander on Giants 60's and 70's All-Decade Teams and San Francisco's All-Time Team...

Orlando Cepeda

30

INFILDER/OUTFIELDER



Born: September 17, 1937

Birthplace: Ponce, Puerto Rico

Batted: Right **Threw:** Right **Height:** 6-2 **Weight:** 210

Years with Giants: 1958-66 **HOF Induction:** 1999

Was 6-time All-Star during 8-plus years with Giants...earned NL Rookie of Year honors in 1958...holds SF season mark with 142 RBI in 1961...ranks among SF leaders in homers (5th - 226), RBI (4th - 767), games (8th - 1,114), at-bats (7th - 4,178), runs (7th - 652), hits (4th - 1,286) and doubles (7th - 226)...named to SF's All-Time team and Giants 1960's All-Decade Team...

Willie McCovey

44

INFILDER



Born: January 10, 1938

Birthplace: Mobile, Alabama

Batted: Left **Threw:** Left **Height:** 6-4 **Weight:** 210

Years with Giants: 1959-73, 77-80 **HOF Induction:** 1986


6-time All-Star earned NL Rookie of Year honors in 1959 and MVP in 1969...leads all San Francisco players in games (2,256), home runs (469) and RBI (469)...trails only Mays in at-bats (7,214), hits (1,974), doubles (308) and triples (45), while ranking 3rd in runs (1,113)...holds NL record with 18 career grand slams...hit 231 career homers at Candlestick Park, more than any other player...

Special Recognition

Jackie Robinson

42

INFILDER



Born: January 31, 1919

Died: October 24, 1972

Birthplace: Gretna, Louisiana

Batted: Right **Threw:** Right **Height:** 5-11 **Weight:** 204

HOF Induction: 1962

Courageously broke Major League Baseball's color barrier with Brooklyn in 1947...5-time All-Star was named NL Rookie of Year in 1947 and MVP in '49...to commemorate 50th anniversary of his arrival in big leagues, number 42 was retired by every Major League team in 1997...was named to MLB's All-Century Team...

All-Time Giants Playing Roster

1883-2002 (1,489 total players)

A (34)

Abernathy, Virgil, P, 1946-47
 Adams, Ace, P, 1941-46
 Adams, Glenn, OF, 1975-76
 Adams, Rick, IF, 1985
 Ainsmith, Eddie, C, 1924
Ainsworth, Kurt, P, 2001-
 Aldrete, Mike, IF, 1986-88
 Aldridge, Vic, P, 1928
 Alexander, Doyle, P, 1981
 Alexander, Gary, C, 1975-77
 Allanson, Andy, C, 1993
 Allen, Ethan, OF, 1930-32
 Allen, Johnny, P, 1943-44
 Allen, Myron, P, 1883
 Alou, Felipe, OF, 1958-63
 Alou, Jesus, OF, 1963-68
 Alvarez, Wilson, P, 1997
 Alou, Matty, OF, 1960-65
 Amalfitano, Joey, IF, 1954-55, 1960-61
 Ames, Leon, P, 1903-13
 Anderson, Dave, IF, 1990-91
 Anderson, Fred, P, 1916-18
 Andrews, Hub, P, 1947-48
 Andrews, Nate, P, 1956
 Andrews, Rob, IF, 1977-79
 Antonelli, Johnny, P, 1954-60
 Aquino, Luis, P, 1995
 Aragon, Jack, (NA), 1941
 Arnold, Chris, IF, 1971-76
 Arnovich, Morris, OF, 1941
 Arocha, Rene, P, 1997
Aurilia, Rich, IF, 1995-
 Aybar, Manny, 2002
 Ayers, Bill, P, 1947

B (157)

Babb, Charley, IF, 1903
 Babington, Charlie, OF, 1915
 Bader, Lore, P, 1912
 Bailey, Cory, P, 1997-98
 Bailey, Ed, C, 1961-63, 1965
 Bailey, Mark, C, 1990, 1992
 Bain, Loren, P, 1945
 Baird, Al, IF, 1917
 Baird, Doug, IF, 1920
 Baker, Dusty, OF, 1984
 Baker, Howard, IF, 1915
 Baker, Tom, P, 1937-38
 Baldwin, Harry, P, 1924-25
 Baldwin, Mark, P, 1893
 Ball, Jeff, IF, 1998
 Bamberger, George, P, 1951-52
 Bamberger, Hal, OF, 1948
 Bancroft, Dave, IF, 1920-23, 1930
 Bannon, Tom, OF, 1895-96
 Barber, Steve, P, 1974
 Barclay, Curt, P, 1957-59
 Barna, Herbert, OF, 1941-43
 Barnes, Jesse, P, 1918-23
 Barnes, Virgil, P, 1919-28
 Barr, Bob, P, 1891
 Barr, Jim, P, 1971-78, 1982-83
 Barrios, Jose, OF, 1982
 Barry, Shad, OF, 1908
 Bartell, Dick, IF, 1935-46
 Barthelson, Bob, P, 1944
 Bartley, Bill, P, 1903
 Barton, Bob, C, 1965-69

Barton, Shawn, P, 1995-96
 Bass, Kevin, OF, 1990-92
 Bassett, Charley, IF, 1890-1902
 Bathe, Bill, C, 1989-90
 Batiste, Kim, IF, 1996
 Battam, Larry, IF, 1895
 Bautista, Jose, P, 1995-96
 Bean, Joe, IF, 1902
 Beatty, Des, IF, 1914
 Becannon, James, P, 1887
 Beck, Rod, P, 1991-97
 Becker, Beals, F, 1910-12
 Becker, Marty, OF, 1915
 Beckley, Jake, IF, 1896-97
 Bedrosian, Steve, P, 1989-90
 Beecher, LeRoy, P, 1907-08
 Beggs, Joe, P, 1947-48
 Begley, Ed, P, 1884
 Begley, Gene, C, 1886
 Behrman, Hank, P, 1949
 Bell, David, IF, 2002
 Bell, Herman, P, 1932-34
Benard, Marvin, OF, 1995-
 Benjamin, Mike, IF, 1989-95
 Bentley, Jack, P, 1923-27
 Benton, Larry, P, 1927-30
 Benton, Ruba, P, 1915-21
 Benzinger, Todd, 1B, 1993-95
 Berenguer, Juan, P, 1886
 Berger, Wally, OF, 1937-38
 Bergman, Dave, IF, 1981-83
 Berly, Jack, P, 1931
 Bernard, Curt, OF, 1900-01
 Berres, Ray, C, 1942-45
 Berry, Joe, IF, 1921-22
 Berryhill, Damon, C, 1997
 Bertell, Dick, C, 1965
 Bescher, Bob, OF, 1914
 Black, Buddy, P, 1991-94
 Blaemire, Rae, C, 1941
 Blanco, Damaso, IF, 1972-74
 Blasingame, Don, IF, 1960-61
 Blattner, Buddy, IF, 1946-48
 Blaylock, Marv, IF, 1950
 Blewitt, Bob, P, 1902
 Blue, Vida, P, 1978-81, 1985-86
 Blume, Clint, P, 1922-23
 Boccabella, John, C, 1974
 Bockus, Randy, P, 1986-88
 Boehringer, Brian, P, 2001
 Boles, Carl, OF, 1962
 Bolin, Bobby, P, 1961-69
Bonds, Barry, OF, 1993-
 Bonds, Bob, OF, 1968-74
 Bonura, Zeke, IF, 1939
 Boney, Hank, P, 1927
 Booker, Greg, P, 1990
 Boone, Ike, OF, 1922
 Borbon, Pedro, P, 1979
 Bordley, Bill, P, 1980
 Boswell, Andy, P, 1895
 Bottenfield, Kent, 1994
 Bourgeois, Steven, P, 1996
 Bourjos, Chris, OF, 1980
 Bowen, Chick, OF, 1919
 Bowen, Sutherland, P, 1896
 Bowerman, Frank, C, 1900-07
 Bowman, Bob, P, 1941
 Bowman, Ernie, IF, 1961-63
 Bowman, Joe, P, 1934
 Bowman, Roger, P, 1949-52

Boyle, Jack, C, 1892
 Boyle, Jim, C, 1926
 Bradford, Vic, OF, 1943
 Bradley, Tom, P, 1973-75
 Brain, Dave, IF, 1908
 Brainard, Fred, IF, 1914-16
 Brandt, Jackie, OF, 1956, 1958-59
 Brantley, Jeff, P, 1988-1993
 Breining, Fred, P, 1980-83
 Brenly, Bob, C, 1981-1988, 1989
 Brennan, Don, P, 1937
 Bresnahan, Roger, C, 1902-08
 Brossoud, Ed, IF, 1956-61
 Brewer, Jack, P, 1944-46
 Brewington, Jamie, P, 1995
 Bridwell, Al, IF, 1908-11
 Brink, Brad, 1994
 Brock, Chris, 1998-99
 Brodie, Steve, OF, 1902
 Brohawn, Troy, P, 2002
 Brondell, Ken, P, 1944
 Bross, Terry, P, 1993
 Brouthers, Dan, IF, 1904
 Brown, Chris, IF, 1984-87
 Brown, Eddie, IF, 1920-21
 Brown, Jake, OF, 1975
 Brown, Jim, P, 1884
 Brown, Jumbo, P, 1937-42
 Brown, Ollie, OF, 1965-68
 Brown, Willard, C, 1887-89
 Browne, George, OF, 1902-07
 Brummett, Greg, P, 1993
 Bryant, Ron, P, 1967, 1969-74
 Buckeye, Garland, P, 1928
 Buckley, Dick, C, 1890-91
 Budnick, Mike, P, 1946-47
 Buelow, Charlie, IF, 1901
 Burba, Dave, P, 1992-95
 Burda, Bob, IF, 1965-66, 1969-70
 Burgos, Enrique, P, 1995
 Burke, Eddie, OF, 1892-95
 Burke, Frank, OF, 1906
 Burke, John, OF, 1902
 Burkett, Jesse, OF, 1890
 Burkett, John, P, 1987, 1990-94
 Burns, Ellis, OF, 1998-2000
 Burns, George, OF, 1911-21
 Burns, Thomas, OF, 1895
 Burnside, Pete, P, 1955, 1957-58
 Burrell, Frank, C, 1891
 Bush, Joe, P, 1927
 Butler, Brett, OF, 1988-90
 Butler, Frank, OF, 1895
 Byerly, Bud, P, 1959-60

C (110)

Cabell, Enos, IF, 1981
 Cadore, Leon, P, 1924
 Calderone, Sam, C, 1950, 1953
 Caidwell, Mike, P, 1974-76
 Callahan, Jim, OF, 1902
 Calvert, Mark, P, 1983-84
 Camacho, Ernie, P, 1989-90
 Campfield, Sal, P, 1896
 Canizaro, Jay, IF, 1996, 99
 Cantwell, Ben, P, 1927-28, 1937
 Cardan, John, P, 1946
 Cardenal, Jose, OF, 1963-64
 Carey, Roger, IF, 1887
 Carlson, Dan, P, 1996-97
 Carlton, Steve, P, 1986

Carpenter, Bob, P, 1940-42, 1946-47
 Carreon, Mark, OF, 1993-96
 Carrick, Bill, P, 1898-1900
 Carrithers, Don, P, 1970-73
 Carsey, Wilfred, P, 1899
 Carter, Blackie, OF, 1925-26
 Carter, Gary, C, 1990
 Carter, Joe, OF, 1998
 Carter, Larry, P, 1992-93
 Caskin, Ed, IF, 1883-84, 1886
 Castleman, Clydell, P, 1934-39
 Castleman, Foster, IF, 1954-57
 Causey, Cecil, P, 1918-22
 Cepeda, Orlando, IF, 1958-66
 Chagnon, Leon, P, 1935
 Chaplin, James, P, 1928-31
 Chase, Hal, IF, 1919
 Chase, Ken, P, 1943
 Chavez, Nestor, P, 1967
 Cheeves, Virgil, P, 1927
 Chiozza, Lou, IF, 1937-39
 Choate, Don, P, 1960
 Chris, Mike, P, 1982-83
Christiansen, Jason, P, 2001-
 Cissell, Bill, IF, 1938
 Clapp, John, C, 1883
 Clark, Jack, OF, 1975-84
 Clark, Roy, OF, 1902
 Clark, Watty, P, 1933-34
 Clark, Will, IF, 1986-93
 Clark, Willie, IF, 1895-97
 Clarke, Artie, C, 1890-91
 Clarke, William H., P, 1894-97
 Clarke, William J., C, 1905
 Clarkson, Arthur, P, 1891
 Clarkson, Bill, P, 1927-28
 Clayton, Royce, IF, 1991-95
 Cleveland, Elmer, IF, 1888
 Cline, Ty, OF, 1967-68
 Coan, Gil, OF, 1955-56
 Coffman, Dick, P, 1936-39
 Cogan, Dick, P, 1900
 Cohen, Andy, IF, 1926, 1928-29
 Coker, Jim, C, 1963
 Colbert, Craig, C, 1992-93
 Colcolough, Tom, P, 1899
 Coleman, Joe, P, 1979
 Coles, Darnell, OF, 1991
 Compton, Pete, OF, 1918
 Comstock, Keith, P, 1987
 Connaughton, Frank, IF, 1896
 Connell, Joe, OF, 1926
 Connelly, Bill, P, 1952-53
 Connolly, Joe, OF, 1921
 Connor, Roger, IF, 1883-89, 1891-94
 Constable, Jim, P, 1956-58, 1963
 Consuegra, Sandalio, P, 1957
 Conway, Jack, IF, 1948
 Cook, Dennis, P, 1988-89
 Coombs, Bobby, P, 1943
 Cooney, Jimmy, IF, 1919
 Cooper, Claude, OF, 1913
 Cooper, Mort, P, 1947
 Cooper, Walker, C, 1946-49
 Corcoran, Larry, P, 1885-86
 Corcoran, Tommy, IF, 1907
 Cornell, Jeff, P, 1984
 Cornutt, Terry, P, 1977-78
 Corwin, Al, P, 1951-55
 Cote, Pete, OF, 1926
 Coughlin, Roscoe, P, 1891
 Cramer, Dick, OF, 1883
 Crandall, Del, C, 1964
 Crandall, Doc, P, 1908-13
 Crane, Ed, P, 1890

Crane, Sam, IF, 1890
 Crawford, Pat, IF, 1929-30
 Creek, Doug, P, 1996-97
 Cregan, Pete, OF, 1899
 Crespo, Felipe, IF/OF, 2000-01
 Critz, Hughie, IF, 1930-35
 Crone, Ray, P, 1957-58
 Cronin, John, P, 1902-03
 Crump, Arthur, OF, 1924
 Cruz, Hector, OF, 1978-79
 Cruz, Jacob, OF, 1996-98
 Cuccinello, Al, IF, 1935
 Cuccinello, Tony, IF, 1940
 Culler, Dick, IF, 1949
 Cumberland, John, P, 1970-72
 Cummings, Jack, C, 1926-29
 Cunningham, Bill, OF, 1921-23
 Curtis, Harry, C, 1907
 Curtis, John, P, 1977-79
 Cvangros, Mike, P, 1922

D (82)

D'Acquisto, John, P, 1973-76
 Dahlen, Bill, IF, 1904-07
 Daily, Ed, OF, 1890
 Daly, George, P, 1909
 Danning, Harry, C, 1932-42
 Dark, Alvin, IF, 1950-56
 Darwin, Danny, P, 1997-98
 Davenport, Claude, P, 1920
 Davenport, Jim, IF, 1958-70
 Davies, George, P, 1893
 Davies, Lloyd, P, 1925-26
 Davis, Chili, OF, 1981-87
 Davis, Eric, OF, 2001
 Davis, George S., IF, 1893-1901, 1903
 Davis, George W., OF, 1933, 1935-37
 Davis, Harry, IF, 1895-96
 Davis, Ira, IF, 1899
 Davis, Jim, P, 1957
 Davis, John, IF, 1941
 Davis, Mark, P, 1983-87
 Davis, Ron, P, 1988
 Davis, Russ, IF, 2000-01
 Davison, Mike, P, 1969-70
 Dean, Paul, P, 1940-41

Dean, Wayland, P, 1924-25
 Deasley, Thomas, C, 1885-87
 Decker, Steve, C, 1990-92, 1996
 Deegan, John, P, 1901
 Deer, Rob, OF, 1984-85
 DeJesus, Ivan, IF, 1987
 DeKoning, Bill, C, 1945
 Del Toro, Miguel, P, 1999-2000
 Delahanty, Jim, IF, 1902
 Delgado, Wilson, IF, 1996-99
 DeLucia, Rich, P, 1996-97
 Demaree, Al, P, 1912-13, 1917-18
 Demaree, Frank, OF, 1939-41
 Dempsey, Mark, P, 1982
 Denny, Jerry, IF, 1890-91
 Denzer, Roger, P, 1901
 Deshaies, Jim, P, 1993
 Devine, Jim, P, 1886
 Devine, Mickey, C, 1925
 Devlin, Art, IF, 1904-11
 Devlin, Jim, P, 1886
 Devore, Josh, OF, 1908-13
 DeVormer, Al, C, 1927
 Dewey, Mark, P, 1990, 95-96
 Diaz, Alex, OF, 1998
 Dickshot, John, OF, 1939
 Dickson, Walt, P, 1910
 Diering, Charles, OF, 1952
 Dietz, Dick, C, 1966-71
 DiMaggio, Vince, OF, 1946
 Doheny, Ed, P, 1895-1901
 Dolan, Albert, OF, 1922
 Donahue, Francis, P, 1893
 Donlin, Mike, OF, 1904-08, 1911
 Donnelly, Jim, IF, 1897
 Donohue, Pete, P, 1930-31
 Dooan, Charles, C, 1915-16
 Doolan, Mickey, IF, 1916
 Dorgan, Mike, OF, 1883-87
 Douglas, Phil, P, 1919-22
 Downs, Kelly, P, 1986-92
 Doyle, Jack, IF, 1892-95, 1898-1902
 Doyle, Larry, IF, 1907-16, 1918-20
 Dravecky, Dave, P, 1987-89
 Dreiseward, Clem, P, 1948
 Dressen, Chuck, IF, 1933

Giants Long Hitting Streaks

Player	Year	Games
George Davis	1893	33
Charles Hickman	1900	27
Jack Clark	1978	26
Mike Donlin	1908	24
Fred Lindstrom	1930	24
Don Mueller	1955	24
Willie McCovey	1963	24
Joe Moore	1934	23
Alvin Dark	1952	22
Willie McCovey	1959	22
Mel Ott	1937	21
Don Mueller	1954	21
Willie Mays	1954	21
Willie Mays	1957	21
Robby Thompson	1993	21
Joe Moore	1932	20
Willie Mays	1960	20
Jack Clark	1978	19
Willie McGee	1991	19

Dressler, Rob, P, 1975-76
Driessen, Dan, IF, 1985-86
Drucke, Louis, P, 1909-12
Dubuc, Jean, P, 1919
Duffalo, Jim, P, 1961-65
Duffy, Frank, IF, 1971
Dunn, Jack, P, 1902-04
Dunning, Andy, P, 1891
Dunston, Shawon, IF/OF, 1996, 1998,
2001-02
Durham, Louis, P, 1908-09
Dwyer, Jim, OF, 1978
Dyer, Ben, IF, 1914-15

E (24)

East, Hugh, P, 1941-43
Elliott, Bob, IF, 1952
Elliott, Claude, P, 1904-05
Elliott, Randy, OF, 1977
Embree, Alan, P, 1999-2001
Emmerich, Bill, P, 1945-46
English, Charlie, IF, 1936
English, Gil, IF, 1931-32
Erickson, Eric, P, 1914
Erickson, Paul, P, 1948
Escobar, Angel, IF, 1988
Estalella, Bobby, C, 2000-01
Estelle, Dick, P, 1964-65
Esterbrook, Tom, IF, 1885-86, 1890
Estes, Shawn, P, 1995-2001
Etheridge, Bob, IF, 1967, 1969
Evans, Darrell, IF, 1976-83
Evans, LeRoy, P, 1902
Evans, Steve, OF, 1908
Evers, Joe, (NA), 1913
Evers, Walter, OF, 1954
Ewing, John, P, 1891
Ewing, William, IF, 1883-92
Eyre, Scott, P, 2002

F (52)

Falcone, Pete, P, 1975
Faneyte, Rikkert, OF, 1993-95
Faries, Paul, IF, 1993-94
Farley, Bob, IF, 1961
Farrell, Charles, C, 1894-96
Farrell, Edward, IF, 1925-29
Faul, Bill, P, 1970
Faulkner, Jim, P, 1927-28
Faut, Charlie, P, 1911
Felder, Mike, OF, 1991-92
Feldman, Harry, P, 1941-46
Felix, Harry, P, 1901
Feliz, Pedro, IF, 2000-
Ferguson, George, P, 1906-07
Fernandez, Osvaldo, P, 1996-98
Fields, Jocko, OF, 1892
Filipowicz, Steve, C, 1944-45
Finigan, Jim, IF, 1958
Finley, Bill, OF, 1886
Fischer, Reuben, P, 1941-46
Fishel, Leo, P, 1899
Fisher, Chauncey, P, 1901
Fisher, Don, P, 1945
Fisher, Ed, P, 1959-61
Fisher, Jack, P, 1963
Fitzgerald, John, P, 1958
Fitzgerald, Matty, C, 1906-07
Fitzsimmons, Fred, P, 1925-37
Fleming, Tom, OF, 1899
Fletcher, Art, IF, 1909-20
Florence, Paul, C, 1926
Flynn, Cornelius, P, 1896
Foley, Ray, OF, 1928
Foli, Tim, IF, 1977

Foreman, Frank, P, 1893
Foster, Clarence, OF, 1898-1900
Foster, Elmer, OF, 1888-89
Foster, George, OF, 1969-71
Foster, Oscar, OF, 1896
Foulke, Keith, P, 1937
Fowlkes, Alan, P, 1982
Fox, Charlie, C, 1942
Franks, Herman, C, 1949
Frey, Lonny, IF, 1948
Frey, Steve, 1994-95
Frisbee, Charlie, OF, 1900
Frisch, Frankie, IF, 1919-26
Fromme, Art, P, 1913-15
Fuentes, Tito, IF, 1965-67, 1969-74
Fuller, William, IF, 1892-96
Fullis, Charles, OF, 1928-32
Fultz, Aaron, P, 2000-02

G (84)

Gabler, Frank, P, 1935-37
Gabrielson, Len, OF, 1965-66
Galan, Augie, OF, 1949
Galarraga, Andras, IF, 2001
Gale, Rich, P, 1982
Gallagher, Al, IF, 1970-73
Ganzel, John, IF, 1901
Garagiola, Joe, C, 1954
Gardella, Al, IF, 1945
Gardella, Danny, OF, 1944-45
Gardner, Art, OF, 1978
Gardner, Billy, IF, 1954-55
Gardner, Mark, P, 1996-2001
Garibaldi, Bob, P, 1962-63, 1966, 1969
Garner, Phil, IF, 1988
Garoni, Willie, P, 1899
Garrelts, Scott, P, 1982-91
Garrido, Gil, IF, 1964
Gaston, Alex, C, 1920-23
Gearhart, Lloyd, OF, 1947
Gearin, Dinty, P, 1923-24
Gee, Johnny, P, 1944-46
Genewich, Joe, P, 1928-30
Gentry, Harvey, OF, 1954
George, Bill, P, 1887-89
Georgy, Oscar, P, 1938
Gerhardt, Joe, IF, 1885-87
German, Les, P, 1893-96
Gettel, Al, P, 1951
Gettig, Charley, P, 1896-99
Gibbon, Joe, P, 1966-69
Gibson, George, C, 1917-18
Gibson, Russ, C, 1970-72
Gibson, Sam, P, 1932
Giel, Paul, P, 1954-58
Gilbert, Billy, IF, 1903-06
Gilbert, Harold, IF, 1950, 1953
Gilbert, Jack, OF, 1898
Gillespie, Pete, OF, 1883-87
Glad, Jim, C, 1946
Gladden, Dan, OF, 1983-86
Glasscock, Jack, IF, 1890-91
Gleason, William, IF, 1896-1900
Glenn, Ed, OF, 1898
Glossop, Alban, IF, 1939-40
Gomes, Wayne, P, 2001
Gomez, Pat, 1994-95
Gomez, Randy, C, 1984
Gomez, Ruben, P, 1953-58
Gonzalez, Mike, C, 1919-21
Goodson, Ed, IF, 1970-75
Goodwin, Tom, OF, 2002
Gordon, Sid, OF, 1941-43, 1946-49
Gore, George, OF, 1887-92
Gorman, Tom, P, 1939

Gossage, Rich, P, 1989
Gott, Jim, P, 1985-87
Goulait, Ted, P, 1912
Gowdy, Hank, C, 1910-11, 1923-25
Grady, Mike, C, 1898-1900
Graham, Archibald, OF, 1905
Graham, Jack, IF, 1946
Grant, Eddie, IF, 1913-15
Grant, Mark, P, 1984, 1986-87
Grantham, George, IF, 1934
Grasso, Mickey, C, 1946
Green, David, IF, 1985
Greenfield, Kent, P, 1924-27
Greer, Kenny, P, 1995
Gregg, Hal, P, 1952
Griffin, Francis, IF, 1920
Griffin, Tobias, OF, 1884
Griffin, Tom, P, 1979-81
Grimes, Burleigh, P, 1927
Grimes, Roy, IF, 1920
Grissom, Marv, P, 1946, 1953-58
Groat, Dick, IF, 1967
Groh, Heinie, IF, 1912-13, 1922-26
Grubbs, Tom, P, 1920
Gulden, Brad, C, 1986
Gumbert, Harry, P, 1935-41
Gunderson, Eric, P, 1990-91
Gutierrez, Cesar, IF, 1967, 1969
Guzman, Edwards, IF/C, 1999, 2001

H (109)

Haas, Bert, IF, 1949
Hadley, Irving, P, 1941
Haefner, Bill, C, 1928
Hafey, Tom, IF, 1939
Hale, Odell, IF, 1941
Halicki, Ed, P, 1974-80
Hall, Bob, OF, 1905
Hall, Mel, OF, 1996
Haller, Tom, C, 1961-67
Hallett, Jack, P, 1948
Hamby, Sam, C, 1926-27
Hamilton, Darryl, OF, 1997-98
Hamilton, Steve, P, 1971
Hammaker, Atlee, P, 1982-90
Hands, Bill, P, 1965
Hankinson, Frank, IF, 1883-84
Hannifin, Jack, IF, 1906-08
Hansen, Andy, P, 1944-50
Hardesty, Scott, IF, 1899
Hardy, Francis, P, 1951
Hargesheimer, Al, P, 1980-81
Harper, George, OF, 1927-28
Harrell, John, C, 1969
Harrell, Ray, P, 1945
Harris, Gail, IF, 1955-57
Harris, Vic, IF, 1977-78
Harshman, Jack, P, 1952
Hart, Jim Ray, IF, 1963-73
Hartgraves, Dean, P, 1998
Hartley, Grover, C, 1911-13, 1924-26
Hartley, Walter, OF, 1902
Hartman, Fred, IF, 1898-99
Hartnett, Gabby, C, 1941
Hartung, Clint, P, 1947-52
Haslin, Mickey, IF, 1937-38
Hatfield, Gil, IF, 1887-89
Hausmann, George, IF,
1944-45, 1949
Hawley, Emerson, P, 1900
Hayes, Charlie, IF, 1988-89, 1998-99
Hayworth, Ray, C, 1939
Healy, Fran, C, 1971-72
Healy, Francis, C, 1930-32
Hearn, Bunn, P, 1913

Hearn, Jim, P, 1950-56
 Heaverlo, Dave, P, 1975-77
 Hegan, Jim, C, 1959
 Heine, William, IF, 1921
 Heintzelman, Tom, IF, 1977-78
 Heise, Bob, IF, 1970-71
 Hemingway, Ed, IF, 1917
 Henderson, Dave, OF, 1987
 Henderson, Ken, OF, 1965-72
 Hendley, Bob, P, 1964-65
 Hendricks, Ed, P, 1910
 Hendricks, Jack, OF, 1902
 Henline, Butch, C, 1921
 Henry, Bill, P, 1965-68
 Henry, Doug, P, 1997, 2000
 Henry, Frank, P, 1927-29
 Henry, John, OF, 1890
 Hensley, Chuck, P, 1986
 Herbel, Ron, P, 1963-69
 Herbert, Fred, P, 1915
 Heredia, Gil, P, 1991-92
Hernandez, Livan, P, 1999-
 Hernandez, Roberto, P, 1997
 Herndon, Larry, OF, 1976-81
 Herr, Tom, IF, 1991
 Hershiser, Orel, P, 1998
 Herzog, Charles, IF, 1908-13, 1916-17
 Hesterfer, Larry, P, 1901
 Heving, Joe, P, 1930-31
 Hiatt, Jack, C, 1965-69
 Hickerson, Bryan, P, 1991-94
 Hickman, Charles, IF, 1900-01
 Higbe, Kirby, P, 1949-50
 Higbee, Mahlon, OF, 1922
 Hill, Carmen, P, 1922
 Hill, Glenallen, OF, 1995-97
 Hill, Marc, C, 1975-80
 Hiller, Chuck, IF, 1961-65
 Hiller, Frank, P, 1953
 Hoeft, Bill, P, 1963, 1966
 Hofman, Bobby, IF, 1949, 1952-57
 Hogan, James, C, 1928-32
 Holke, Walter, IF, 1914-18
 Holland, Al, P, 1979-82
 Holland, Howard, P, 1927
 Holmes, James, OF, 1897
 Hook, Chris, P, 1995-96
 Hornsby, Rogers, IF, 1927
 Hornung, Joe, OF, 1890
 Hosey, Steve, OF, 1992
 Howarth, Jim, OF, 1971-74
 Howe, John, IF, 1890
 Howerton, Bill, OF, 1952
 Hoyt, Waite, P, 1918
 Hubbard, Trinidad, OF, 1996
 Hubbell, Bill, P, 1919-20
 Hubbell, Carl, P, 1928-43
 Hudlin, Willis, P, 1940
 Hudson, Johnny, IF, 1945
 Huenke, Al, P, 1914
 Humphries, John, C, 1883-84
 Hundley, Randy, C, 1964-65
 Hunnefeld, Bill, IF, 1931
 Hunt, Ron, IF, 1968-70
 Hunter, Herb, IF, 1916
 Huntzinger, Walter, P, 1923-25

I (3)

Iott, Clarence, P, 1947
 Irvin, Monte, OF, 1949-55
 Ivie, Mike, IF, 1978-81

J (51)

Jablonski, Ray, IF, 1957-58
 Jackson, Jim, OF, 1902

Jackson, Mike, P, 1992-94
 Jackson, Travis, IF, 1922-36
 Jacobson, Merwin, OF, 1915
 Jahn, Art, OF, 1928
 James, Bernie, IF, 1933
 James, Chris, OF, 1992
 James, Skip, IF, 1977-78
 Jansen, Larry, P, 1947-54
 Javier, Stan, OF, 1996-99
 Jeanes, Ernest, OF, 1927
 Jeffcoat, Mike, P, 1985
 Jensen, Marcus, C, 1996-97
Jensen, Ryan, P, 2001-
 Johnson, Art, P, 1927
 Johnson, Brian, C, 1997-98
 Johnson, Don, P, 1958
 Johnson, Elmer, OF, 1914
 Johnson, Erik, IF, 1993-94
 Johnson, Frank, OF, 1966-71
 Johnson, Fred, P, 1922-23
 Johnson, Jerry, P, 1970-72
 Johnson, Jim, P, 1970
 Johnson, Tom, P, 1899
 Johnson, Wallace, IF, 1983
 Johnston, Greg, OF, 1979
 Johnston, Jimmy, IF, 1926
 Johnstone, John, P, 1997-00
 Joiner, Roy, P, 1940
 Jones, Charlie, P, 1893
 Jones, Chris, OF, 1986
 Jones, Chris, OF, 1998
 Jones, Dax, OF, 1996
 Jones, Gordon, P, 1958-59
 Jones, Jim, OF, 1901-02
 Jones, Johnny, P, 1919
 Jones, Sam, P, 1959-61
 Jones, Sheldon, P, 1946-51
 Jones, Sherman, P, 1960
 Jones, Tracy, OF, 1989
 Jonnard, Claude, P, 1921-24
 Jordan, Baxter, IF, 1927
 Jorgensen, John, IF, 1950-51
 Joshua, Von, OF, 1975-76
 Joyce, Bill, IF, 1896-98
 Joyce, Bob, P, 1946
 Judd, Ralph, P, 1929-30
 Juden, Jeff, P, 1996
 Jurak, Ed, IF, 1989
 Jürges, Bill, IF, 1939-45

K (51)

Kampouris, Alex, IF, 1938-39
 Katt, Ray, C, 1952-57
 Kauff, Benny, OF, 1916-20
 Kaufman, Tony, P, 1929
 Kearney, Bob, C, 1979
 Keefe, Tim, P, 1885-91
 Keeler, Willie, OF, 1892-93, 1910
 Kelleher, Albert, C, 1916
 Kelly, George, IF, 1915-26
 Kelly, Mike (King), C/OF, 1893
 Kennedy, Monte, P, 1946-53
 Kennedy, Terry, C, 1989-91
 Kennedy, William, P, 1902
 Kent, Jeff, IF, 1997-2002
 Kerr, Buddy, IF, 1943-49
 Kilduff, Pete, IF, 1917
 Killefer, Red, OF, 1916
 King, Charles, P, 1892-93
 King, Jim, OF, 1958
 King, Lee, OF, 1919-22
 Kingery, Mike, OF, 1990-91
 Kingman, Brian, P, 1983
 Kingman, Dave, IF-OF, 1971-74
 Kinsella, Bob, OF, 1919-20

Kinsler, (NFI), OF, 1893
 Kirby, LaRue, OF, 1912
 Kirke, Jay, OF, 1918
 Kirkland, Willie, OF, 1958-60
 Klawitter, Al, P, 1909-10
 Kline, Ron, P, 1969
 Klinger, Joe, C, 1927
 Kluttz, Cyde, C, 1945-46
 Knauss, Frank, P, 1895
 Knepper, Bob, P, 1976-80, 1989-90
 Knowles, Jim, IF, 1892
 Kocher, Brad, C, 1915-16
 Koehler, Horace, OF, 1925
 Koenecke, Len, OF, 1932
 Koenig, Mark, IF, 1935-36
 Komminsk, Brad, OF, 1990
 Konikowski, Alex, P, 1948-1951
 Kopf, Wally, IF, 1921
 Koslo, Dave, P, 1941-42, 1946-53
 Kramer, Jack, P, 1950-51
 Krauss, John, P, 1946
 Kress, Ralph, IF, 1946
 Krueger, Ernie, C, 1917
 Krukow, Mike, P, 1983-89
 Kuenn, Harvey, OF, 1961-65
 Kuiper, Duane, IF, 1982-85
 Kutcher, Randy, OF, 1986-87

L (73)

Lacey, Bob, P, 1984
 LaCoss, Mike, P, 1986-91
 Lafata, Joe, IF, 1947-49
 Laga, Mike, IF, 1989-90
 Lajski, Dick, IF, 1946
 Lampkin, Tom, C, 1995-96
 Lancellotti, Rick, IF/OF, 1986
 Landrith, Hobie, C, 1959-61
 Landrum, Don, OF, 1966
 Lanier, Hal, IF, 1964-71
 Lanier, Max, P, 1952-53
 LaPoint, Dave, P, 1985
 Larker, Norm, IF, 1963
 Larkin, Pat, P, 1983
 Larsen, Don, P, 1962-64
 Laskey, Bill, P, 1982-85, 1986
 Latham, Arlie, IF, 1909
 Latimer, Clifford, IF, 1898
 Lauder, Bill, IF, 1902-03
 Lavelle, Gary, P, 1974-84
 Lawing, Garland, OF, 1946
 Layana, Tim, P, 1993
 Layton, Les, OF, 1948
 Lazzeri, Tony, IF, 1939
 Leach, Freddy, OF, 1929-30
 Leach, Jalal, OF, 2001
 Leach, Rick, OF, 1990
 Lear, Fred, IF, 1920
 Lee, Roy, P, 1945
 Lee, Thornton, P, 1948
 LeFevre, Al, IF, 1920
 Lefferts, Craig, P, 1987-89
 Leiber, Hank, OF, 1933-38, 1942
 Leiter, Mark, P, 1995-96
 Leitner, George, P, 1901
 LeMaster, Johnnie, IF, 1975-85
 LeMay, Dick, P, 1961-62
 Lennon, Bob, OF, 1954
 Leonard, Jeffrey, OF, 1981-88
 Leonard, Mark, OF, 1990-92, 1994-95
 Lerch, Randy, P, 1983-84
 Leslie, Sam, IF, 1929-33, 1936-38
 Lewis, Darren, OF, 1991-95
 Lewis, Mark, IF, 1997
 Liddle, Don, P, 1954-56
 Lindstrom, Fred, IF, 1924-32

Linebrink, Scott, P, 2000
 Linzy, Frank, P, 1963, 1965-70
 Littlejohn, Dennis, C, 1978-80
 Littlefield, Dick, P, 1956
 Litton, Greg, IF, 1989-92
 Livingston, Mickey, C, 1947-49
 Livingstone, Jake, P, 1901
 Lobert, Hans, IF, 1915-17
 Lockman, Whitey, IF-OF, 1945, 1947-58
 Loes, Billy, P, 1960-61
 Lofton, Kenny, OF, 2002
 Lohrke, Jack, IF, 1947-51
 Lohrman, Bill, P, 1937-43
 Lombardi, Ernie, C, 1943-47
 Lombardo, Lou, P, 1948
 Long, Dale, IF, 1960
 Loughran, (NFI), C, 1894
 Lowery, Terrrell, OF, 2000
 Luby, Hugh, IF, 1944
 Lucas, Charles, P, 1923
 Lucas, Ray, P, 1929-31
Lunsford, Trey, C, 2002
 Luque, Dolph, P, 1932-35
 Lynch, Mike, P, 1907
 Lynn, Japhet, P, 1939-40
 Lyons, Denny, IF, 1892
 Lyons, Harry, OF, 1889, 1892-93

M (165)

MacKenzie, Ken, P, 1964
 MacPhee, Waddy, IF 1922
 Maddox, Garry, OF, 1972-75
 Madjeski, Ed, C, 1937
 Madlock, Bill, IF, 1977-79
 Magee, Bill, P, 1901-02
 Maglie, Sal, P, 1945, 1950-55
 Maguire, Freddy, IF, 1922-23
 Maguire, Jack, OF, 1950-51
 Mahady, Jim, IF, 1921
 Malarkey, Bill, P, 1908
 Malay, Joe, IF, 1933
 Maldonado, Candy, OF, 1986-89
 Mallory, Jim, OF, 1945
 Mancuso, Gus, C, 1933-38, 1942-44
 Mangan, Jim, C, 1956
 Mangum, Leo, P, 1928
 Manlove, Charlie, C, 1884
 Mann, Les, OF, 1927-28
 Manwaring, Kirt, C, 1987-96
 Maranda, Georges, P, 1960
 Marberry, Fred, P, 1936
 Margoneri, Joe, P, 1956-57
 Marichal, Juan, P, 1960-73
 Marquard, Richard, P, 1908-15
 Marshall, Dave, OF, 1967-69
 Marshall, Edward, IF, 1929-32
 Marshall, Jim, IF, 1960-61
 Marshall, Willard, OF, 1942, 1946-49
 Marshall, William, C, 1904
 Martin, Frank, IF, 1899
 Martin, Jerry, OF, 1981
 Martin, Joe, IF, 1936
 Martin, Renie, P, 1982-84
 Martinez, Dave, OF, 1993-94
 Martinez, Ramon, IF, 1998-2002
 Mason, Don, IF, 1966-70
 Mason, Roger, P, 1985-87
 Mathewson, Christy, P, 1900-16
 Mathewson, Henry, P, 1906-07
 Matthews, Gary, OF, 1972-76
 Mattimore, Mike, P, 1887
 Maul, Al, P, 1901
 Maun, Ernie, P, 1924
 Maxwell, Bert, P, 1911
 May, Milt, C, 1960-83

Maynard, Jim, OF, 1940-43, 1946
 Mayne, Brent, C, 1998-99
 Mayo, Eddie, IF, 1936
 Mays, Carl, P, 1929
 Mays, Willie, OF, 1951-52, 1954-72
 McBride, Algie, OF, 1901
 McCall, John, P, 1954-57
 McCament, Randy, P, 1989-90
 McCardell, Roger, C, 1959
 McCarthy, Johnny, IF, 1936-41, 1948
 McCarty, Lev, C, 1916-20
 McCarty, David, IF/OF, 1995-96
 McClellan, Paul, P, 1991
 McCormick, Harry, OF, 1904, 1908-13
 McCormick, Mike F., P, 1956-62, 1967-70
 McCormick, Mike W., OF, 1950
 McCovey, Willie, IF, 1959-73, 1977-80
 McCreery, Tom, OF, 1897-98
 McDaniel, Lindy, P, 1966-68
 McDonald, Jim, OF, 1902
 McDowell, Sam, P, 1972-73
 McGaffigan, Andy, P, 1982-83, 1990
 McGann, Dan, IF, 1902-07
 McGee, Bill, P, 1941-42
 McGee, Willie, OF, 1991-94
 McGinnity, Joe, P, 1902-08
 McGlothen, Lynn, P, 1977-78
 McGowan, Mickey, P, 1948
 McGraw, John, IF, 1902-06
 McKechnie, Bill, IF, 1916
 McKinnon, Alex, IF, 1884
 McLarney, Art, IF, 1932
 McLean, Larry, C, 1913-15
 McMahan, Don, P, 1969-72
 McMahan, John, IF, 1892-93
 McMillan, George, OF, 1890
 McMullen, Hugh, IF, 1925-26
 McNamara, Jim, C, 1992-1993
 McNamara, Tim, P, 1926
 McPartlin, Frank, P, 1899
 McQuillan, Hugh, P, 1922-27
 Mead, Charlie, OF, 1943-45
 Medwick, Joe, OF, 1943-45
 Meekin, Jouett, P, 1894-99
 Melendez, Francisco, IF, 1987-88
 Melo, Juan, IF, 2000
 Melton, Cliff, P, 1937-44
 Melvin, Bob, C, 1986-88
 Menefee, John, P, 1898
 Menendez, Tony, 1994
 Mercedes, Luis, OF, 1993
 Mercer, Win, P, 1900
 Merkle, Fred, IF, 1907-16
 Merritt, Howard, OF, 1913
 Mertes, Sam, OF, 1903-06
 Mesa, Jose, P, 1998
 Metzger, Butch, P, 1974
 Metzger, Roger, IF, 1978-80
 Meusel, Emil, OF, 1921-26
 Meyers, John, C, 1909-15
 Middleton, Jim, P, 1917
 Miller, Bruce, IF, 1973-76
 Miller, Jim, IF, 1901
 Miller, Ken, P, 1944
 Miller, Roscoe, P, 1902-03
 Miller, Stu, P, 1957-62
 Milligan, Bill, P, 1904
 Milligan, John, C, 1893
 Mills, Willie, P, 1901
 Milne, Pete, OF, 1948-50
 Milner, Eddie, OF, 1987
Minor, Damon, IF, 2000-
 Minton, Greg, P, 1975-87
 Mintz, Stephen, P, 1995

Minutelli, Gino, P, 1993
 Mirabeli, Doug, C, 1996-00
 Mitchell, Clarence, P, 1930-32
 Mitchell, Kevin, IF, 1987-91
 Mize, Johnny, IF, 1942, 1946-49
 Moffitt, Randy, P, 1972-81
 Monbouquette, Bill, P, 1968
 Monroe, John, IF, 1921
 Montanez, Willie, IF, 1975-76
 Montefusco, John, P, 1974-80
 Monteleone, Rich, 1994
 Monzant, Ramon, P, 1954-58, 1960
 Mooney, Jim, P, 1931-32
 Moore, Al, OF, 1925-26
 Moore, Eddie, IF, 1932
 Moore, Euel, P, 1935
 Moore, Joe, OF, 1930-41
 Moore, Robert, P, 1985
 Morgan, Joe, IF, 1981-82
 Morman, Al, P, 1998
 Morrell, Bill, P, 1930-31
 Morris, John, P, 1972-74
 Moss, Howie, OF, 1942
 Mota, Manuel, OF, 1962
 Mueller, Bill, IF, 1996-00, '02
 Mueller, Clarence, OF, 1926-27
 Mueller, Don, OF, 1948-57
 Mueller, Ray, C, 1949-50
 Muffett, Billy, P, 1959
 Mulholland, Terry, P, 1986, 1988-89, 1995, 1997

Mullins, Fran, IF, 1984
 Mungo, Van, P, 1942-43, 1945
 Murakami, Masanori, P, 1964-65
 Murcer, Bobby, OF, 1975-76
 Murphy, Bob, P, 1890
 Murphy, Danny F., IF, 1900-01
 Murphy, Danny J., C, 1892
 Murphy, Frank, OF, 1901
 Murphy, Pat, C, 1887-90
 Murphy, Yale, IF, 1894-97
 Murray, Calvin, OF, 1999-02
 Murray, Red, OF, 1909-17
 Murray, Rich, IF, 1980, 1983
 Myatt, George, IF, 1938-39
 Myatt, Glenn, C, 1935

N (20)

Nastu, Phil, P, 1978-80
Nathan, Joe, P, 1999-00, 2002
 Neal, Theophilus, IF, 1905
 Needham, Tom, C, 1908
 Nehf, Art, P, 1919-26
 Nelson, Jack, IF, 1887
 Nelson, Ray, IF, 1901
Nen, Robb, P, 1998-
 Newman, Charlie, OF, 1892
 Newson, Louis, P, 1948
 Nichols, Chet, P, 1928
 Nichols, Roy, IF, 1944
 Nicosia, Steve, C, 1983-84
 Niehoff, Bert, IF, 1918
 Nieman, Bob, OF, 1962
 Nixon, Donell, OF, 1988-89
 Noble, Ray, C, 1951-53
 Nokes, Matt, C, 1985
 North, Bill, OF, 1979-81
 Novoa, Rafael, P, 1990

O (34)

Oberkfell, Ken, IF, 1989
 O'Brien, Tom, OF, 1899
 Ockey, Walter, P, 1944
 O'Connell, Danny, IF, 1957-59
 O'Connell, Jimmy, OF, 1923-34

O'Day, Hank, P, 1889
 O'Dea, Ken, C, 1939-41
 O'Dell, Billy, P, 1960-64
 O'Doul, Francis, OF, 1928, 1933-34
 Oeschger, Joe, P, 1919
 O'Farrell, Bob, C, 1928-32
 Ogden, Jack, P, 1918
 O'Hagen, Hal, IF, 1902
 O'Hara, Bill, OF, 1909
 Oliver, Al, IF, 1984
 Oliver, Nate, IF, 1968
 Oliveras, Francisco, P, 1990-92
 O'Malley, Tom, IF, 1982-84
 O'Neal, Randy, P, 1990
 O'Neil, Mickey, C, 1927
 O'Neill, James, OF, 1883
 O'Neill, John, C, 1899
 Onslow, Jack, C, 1917
 Ontiveros, Steve, IF, 1973-76
 Orengo, Joe, IF, 1941
 Orsino, John, C, 1961-62
 Ortiz, Russ, P, 1998-2002
 O'Rourke, Jim, OF, 1885-1904
 O'Rourke, Tom, C, 1890
 Orr, Dave, IF, 1883
 O'Toole, Marty, P, 1914
 Ott, Mel, OF, 1926-47
 Quellette, Phil, C, 1986
 Oxley, Henry, C, 1884

P (56)

Pagan, Jose, IF, 1959-65
 Palmero, Emilio, P, 1915-16
 Parker, Rick, OF, 1990-91
 Parmelee, LeRoy, P, 1929-35
 Patrick, Bronswell, P, 1999
 Patterson, John, IF, 1992-95
 Patterson, William, IF, 1921
 Paulette, Gene, IF, 1911
 Pearce, Grayson, IF, 1883
 Peel, Homer, OF, 1933-34
 Peltier, Dan, IF, 1996
 Pena, Jim, P, 1992
 Perez, Marty, IF, 1976
 Perezchica, Tony, IF, 1988, 1990-91
 Perlman, Jon, P, 1987
 Perritt, Pol, P, 1915-21
 Perry, Gaylord, P, 1962-71
 Peterson, Cap, OF, 1962-66
 Pettini, Joe, IF, 1980-83
 Petty, Charlie, P, 1893
 Pfeffer, Fred, IF, 1896
 Pfy, Monte, IF, 1907
 Philley, Dave, OF, 1960
 Phillips, Dick, IF, 1962
 Phillips, John, P, 1945
 Phillips, J.R., IF, 1993-96
 Phillips, Mike, IF, 1973-75
 Phyle, Bill, P, 1901
 Picone, Mario, P, 1947, 1952-54
 Pierce, Billy, P, 1962-64
 Piez, Charles, OF, 1914
 Pignatano, Joe, C, 1962
 Pike, Jesse, OF, 1946
 Pitlock, Lee, P, 1970
 Pittman, Joe, IF, 1984
 Planeta, Emil, P, 1931
 Plank, Ed, P, 1978-79
 Plitt, Norman, P, 1927
 Poat, Ray, P, 1947-49
 Poetz, Joe, P, 1926
 Poland, Hugh, C, 1943
 Polli, Lou, P, 1944
 Poole, Jim, P, 1996-98
 Porter, Ned, P, 1926-27

Portugal, Mark, 1994-95
 Powell, Dante, OF, 1997-98, 2001
 Powers, Les, IF, 1938
 Pregenzer, John, P, 1963-64
 Price, Joe P., OF, 1928
 Price, Joe W., P, 1987-89
 Priddy, Bob, P, 1965-66
 Pruett, Hub, P, 1930
 Pruitt, Ron, C, 1982-83
 Puente, Miguel, P, 1970
 Puhl, John, OF, 1898-99
 Pyle, Ewald, P, 1944-45

Q (2)

Quinones, Luis, IF, 1986
 Quisenberry, Dan, P, 1990

R (80)

Rabb, John, C, 1982-84
 Rader, Dave, C, 1971-76
 Ragan, Pat, P, 1919
 Rainey, John, OF, 1887
 Rajsich, Gary, IF, 1985
Ransom, Cody, IF, 2001-
 Ransom, Jeff, C, 1981-83
 Rapp, Earl, OF, 1951
 Rapp, Joseph, IF, 1921
 Rapp, Pat, P, 1992, 1997
 Rariden, Bill, C, 1916-18
 Rawlings, Johnny, IF, 1921-22
 Raymond, Arthur, P, 1909-11
 Reberger, Frank, P, 1970-72
 Redmon, Glenn, IF, 1974
 Reed, Jeff, C, 1993-95
 Reed, Steve, P, 1992, 1998
 Reese, Andy, OF, 1927-30
 Regan, Joe, OF, 1898
 Reid, Jessie, OF, 1987-88
 Reidy, Bill, P, 1896
 Reitz, Ken, IF, 1976
 Remlinger, Mike, P, 1991
 Renfroe, Marshall, P, 1959
 Reuschel, Rick, P, 1987-91
 Reyes, Napoleon, IF, 1943-45, 1950
 Rhawn, Bobby, IF, 1947-48
 Rhodes, Dusty, OF, 1952-59
 Riccelli, Frank, P, 1976
 Richards, Gene, OF, 1984
 Richards, Paul, C, 1933-35
 Richardson, Danny, IF, 1884-91
 Richardson, Hardy, OF, 1892
 Ridzik, Steve, P, 1956-57
 Righetti, Dave, P, 1991-93
 Rigney, Bill, IF, 1946-53
 Riles, Ernest, IF, 1988-90
 Riley, George, P, 1984
 Ring, Jimmy, P, 1926
 Rios, Armando, OF, 1998-2001
 Ripley, Allen, P, 1980-81
 Ripple, Jimmy, OF, 1936-39
 Ritter, William, P, 1914-16
 Roa, Joe P, 1997
 Roach, John, P, 1887
 Roberts, Dave, P, 1979
 Robertson, Dave, OF, 1912-19
 Robertson, Rich, P, 1966-71
 Robinson, Craig, IF, 1975-76
 Robinson, Don, P, 1987-91
 Robinson, Jeff, P, 1984-87
 Robinson, John, C, 1902
 Rodgers, Andre, IF, 1958-60
 Rodin, Eric, OF, 1954
Rodriguez, Felix, P, 1999-
 Rodriguez, Jose, IF, 1916-18
 Rodriguez, Rich, P, 1997-99

Rodriguez, Rick, P, 1990
 Roenicke, Ron, OF, 1985
 Roettger, Wally, OF, 1930
 Rogers, Kevin, P, 1992-95
 Roper, John, P, 1995
 Rosario, Jim, OF, 1971-72
 Rose, Don, P, 1974
 Rosen, Goody, OF, 1946
 Rosenberg, Harry, OF, 1930
 Ross, George, P, 1918
 Rosselli, Joe, P, 1995
 Rosso, Frank, P, 1944
 Roush, Edd, OF, 1916, 1927-29
 Rowland, Mike, P, 1980-81
 Rucker, Johnny, OF, 1940-46
 Rudolph, Dick, P, 1910-11
 Rudolph, Ken, C, 1974, 1977
Rueter, Kirk, P, 1996-
 Rufer, Rudy, IF, 1949-50
 Rusie, Amos, P, 1890-98
 Ryan, Connie, IF, 1942
 Ryan, John, IF, 1933-34, 1937-38
 Ryan, Rosy, P, 1919-24

S (144)

Sadecki, Ray, P, 1966-69
 Sadek, Mike, C, 1973, 1975-81
 Sallee, Harry, P, 1916-21
 Salveson, Jack, P, 1933-34
 Salvo, Manuel, P, 1939
 Samford, Ron, IF, 1954
 Samuels, Roger, P, 1988
 Sanchez, Alex, OF, 1984
 Sanchez, Rey, IF, 1998
 Sanders, Deion, OF, 1995
 Sanders, Reggie, OF, 2002
 Sanderson, Scott, P, 1993
 Sanford, Jack, P, 1959-65
 Santana, Andres, IF, 1990-93
 Santangelo, F.P., IF/OF, 1999
Santiago, Benito, C, 2001-
 Sarni, Bill, C, 1956
 Sasser, Mackey, C, 1987
 Sauer, Hank, OF, 1957-59
 Sayles, Bill, P, 1943
 Scalzi, Frank, IF, 1939
 Scanlon, M.J., IF, 1890
 Scarsone, Steve, IF, 1993-96
 Schalk, Ray, C, 1929
 Schang, Bobby, C, 1915
 Schatzeder, Dan, P, 1982
 Schauer, Alexander, P, 1913-16
 Schemer, Mike, IF, 1945-46
 Schenz, Hank, IF, 1951
 Schlei, George, C, 1909-11
 Schmidt, Bob, C, 1958-61
 Schmidt, Frederick, P, 1893
Schmidt, Jason, P, 2001-
 Schoendienst, Red, IF, 1956-57
 Schoenfeld, Dick, IF, 1965-66
 Schreiber, Hank, IF, 1921
 Schriver, William C, 1895
 Schroder, Bob, IF, 1965-68
 Schumacher, Hal, P, 1931-42, 1946
 Schupp, Ferdie, P, 1913-19
 Scott, Jack, P, 1922-26
 Scott, Tim, P, 1996
 Sechrist, Theodore, P, 1899
 Seeds, Bob, OF, 1938-40
 Segura, Jose, 1991
 Selbach, Albert, OF, 1900-01
 Servais, Scott, C, 1999, 2000
 Service, Scott, P, 1995
 Seward, Frank, P, 1943-44
 Seymour, Cy, OF-P, 1896-1900, 1906-10

Shafer, Arthur, IF, 1909-13
 Shannon, William, OF, 1906-08
 Shaw, Bob, P, 1964-66
 Sharrott, John, P, 1890-92
 Shay, Danny, IF, 1907
 Shea, Patrick, P, 1921-22
 Sheehan, Dan, IF, 1900
 Sheehan, Jim, C, 1936
 Sheridan, Pat, OF, 1989
 Shinjo, Tsuyoshi, OF, 2002
 Shinners, Ralph, OF, 1922-23
 Shipley, Joe, P, 1958-60
 Shore, Ernie, P, 1912
 Shores, Bill, P, 1933
 Sicking, Eddie, IF, 1918-20
 Siebern, Norm, IF, 1967
 Sigsby, Seth, P, 1893
 Slattery, Mike, OF, 1888-89
 Slayback, Elbert, IF, 1926
 Sloan, Bruce, OF, 1944
 Smith, Al J., P, 1934-37
 Smith, Al K., P, 1926
 Smith, Alexander, IF, 1901
 Smith, Billy, IF, 1981
 Smith, Chris, IF, 1983
 Smith, Earl, C, 1919-23
 Smith, Elmer, OF, 1900
 Smith, George, A., P, 1916-19
 Smith, George, H., IF, 1901-02
 Smith, Harry, C, 1914-15
 Smith, James, C, 1927
 Smith, Jimmy, IF, 1917
 Smith, Mike, OF, 1926
 Smith, Reggie, IF, 1982
 Snider, Duke, OF, 1964
 Snodgrass, Fred, OF, 1908-15
 Snover, Colonel, P, 1919
Snow, J.T., IF, 1997-
 Snyder, Cory, OF, 1992
 Snyder, Frank, C, 1919-26
 Soderstrom, Steve, P, 1996, 1998
 Solomon, Moses, OF, 1923
 Sommers, Pete, C, 1890
 Songer, Don, P, 1927
 Sorensen, Lary, P, 1988
 Sorrell, Bill, IF, 1967

Sosa, Elias, P, 1972-74
 Southworth, Billy, OF, 1924-26
 Spahn, Warren, P, 1965
 Sparks, Tully, P, 1902
 Speake, Bob, OF, 1958-59
 Speed, Horace, OF, 1975
 Speier, Chris, IF, 1971-77, 1987-89
 Spencer, Daryl, IF, 1952-53, 56-59
 Spencer, George, P, 1950-55
 Spencer, Glenn, P, 1933
 Spencer, Roy, C, 1936
 Spencer, Vern, OF, 1920
 Spilman, Harry, IF, 1986-88
 Spohrer, Al, C, 1928
 Spradlin, Jerry, P, 1999
 St. Claire, Ebba, C, 1954
 Stafford, Bob, OF, 1893-97
 Stafford, Henry, OF, 1916
 Stanek, Al, P, 1963
 Stanky, Eddie, IF, 1950-51
 Starr, Ray, P, 1933
 Statz, Arnold, OF, 1919-20
 Steele, Bob, P, 1918-19
 Steels, James, OF, 1989
 Stember, Jeff, P, 1980
 Stengel, Charles, OF, 1921-23
 Stennett, Rennie, IF, 1980-81
 Stephenson, Joe, C, 1943
 Stephenson, John, C, 1969-70
 Stewart, Glen, IF, 1940
 Stock, Milt, IF, 1913-14
 Stone, Steve, P, 1971-72
 Stout, Allyn, P, 1935
 Strain, Joe, IF, 1979-80
 Strang, Sammy, IF, 1901, 1905-08
 Strawberry, Darryl, OF, 1994
 Stroud, Ralph, P, 1915-16
 Stuart, Bill, IF, 1899
 Sularz, Guy, IF, 1980-83
 Sullivan, Mike, P, 1891, 1896-97
 Summers, Champ, OF, 1982-83
 Sunkel, Tom, P, 1941-43
 Surkont, Max, P, 1956-57
 Swabach, Bill, P, 1887
 Swan, Russ, P, 1989-1990
 Swift, Bill, P, 1992-94

Swigler, Ad, P, 1917

T (48)

Tamargo, John, C, 1978-79
 Tate, Stuart, P, 1989
 Taussig, Don, OF, 1958
 Tavarez, Julian, P, 1997-99
 Taylor, Bill, OF, 1954-57
 Taylor, Bob, OF, 1970
 Taylor, Jack, P, 1891
 Taylor, Luther, P, 1900-08
 Taylor, Zack, C, 1927
 Tennant, Jim, P, 1929
 Tenney, Fred, IF, 1908-09
 Terry, Bill, IF, 1923-36
 Terwilliger, Wayne, IF, 1955-56
 Tesreau, Charles, P, 1912-18
 Testa, Nick, C, 1958
 Thielman, Henry, P, 1902
 Thomas, Darrel, IF, 1975-77
 Thomas, Fay, P, 1927
 Thomas, Herb, OF, 1927
 Thomas, Valmy, C, 1957-58
 Thomasson, Gary, OF, 1972-77
 Thompson, Fresco, IF, 1926
 Thompson, Gene, P, 1946-47
 Thompson, Henry, IF, 1949-56
 Thompson, Robby, IF, 1986-96
 Thompson, Scot, IF, 1984-85
 Thomson, Bobby, OF, 1946-53, 1957
 Thorpe, Jim, OF, 1913-19
 Thurmond, Mark, P, 1990
 Tiernan, Mike, OF, 1887-99
 Tillman, Rusty, OF, 1988
 Titcomb, Ledell, P, 1887-89
 Tobin, Johnny, OF, 1932
 Tomicic, Andy, P, 1949
 Toms, Tommy, P, 1975-77
 Toney, Fred, P, 1918-22
Torcato, Tony, OF, 2002-
Torrealba, Yorvit, C, 2001-
 Torres, Salomon, P, 1993-95
 Tramback, Stephen, OF, 1940
 Treadway, Thadford, OF, 1944-45
 Trevino, Alex, C, 1985
 Trillo, Manny, IF, 1984-85
 Trinkle, Ken, P, 1943, 1946-48
 Troy, John, IF, 1883
 Tufts, Bob, P, 1981
 Tyson, Ty, OF, 1926-27

U (3)

Uhle, George, P, 1933
 Ulrich, George, IF, 1896
 Uribe, Jose, IF, 1985-92

V (16)

Vail, Mike, OF, 1983
 Valdez, Carlos, P, 1995
 Valdez, Sergio, P, 1995
 Vandenburg, Hy, P, 1937-40
 Vander Wal, Jon, OF, 2001
 Van Haltren, George, OF, 1894-1903
 VanLandingham, William, 1994-97
 Van Zandt, P/OF, 1901
 Veltman, Art, C, 1928-29, 1932
 Venable, Max, OF, 1979-83
 Vergez, Johnny, IF, 1931-34
 Virgil, Ozzie, IF, 1966, 1969
 Vizcaino, Jose, IF, 1997
 Vogelsong, Ryan, P, 2000-01
 Voiselle, Bill, P, 1942-47
 Vosberg, Ed, P, 1990

W (78)

Wade, Abraham, OF, 1907

Giants Long Winning Streaks

Player	Year	Games
Tim Keefe	1888	19
Rube Marquard	1912	19
Mickey Welch	1885	17
Carl Hubbell	1936	16
Jack Sanford	1962	16
Joe McGinnity	1904	14
Christy Mathewson	1909	13
Burleigh Grimes	1927	13
Hooks Wiltse	1904	12
Christy Mathewson	1905	11
Hal Schumacher	1935	11
Sal Maglie	1950	11
Johnny Antonelli	1954	11
Slim Sallee	1917	10
Jesse Barnes	1917	10
Clarence Mitchell	1930	10
Juan Marichal	1966	10
Juan Marichal	1968	10
Vida Blue	1978	10

Wagner, Charles, IF, 1902
 Wagner, Leon, OF, 1958-59, 1969
 Wakefield, Dick, OF, 1952
 Walberg, Rube, P, 1923
 Walker, Bill, P, 1927-32
 Walker, Curt, OF, 1920-21
 Walker, Frank, OF, 1925
 Wall, Joe, C, 1901-02
 Waller, John, P, 1909
 Ward, Colin, P, 1985
 Ward, John, P/IF, 1883-89, 1893-94
 Warner, John, C, 1896-1904
 Warren, Bennie, C, 1946-47
 Washburn, Libe, OF, 1902
 Wasinger, Mark, IF, 1987
 Watkins, George, OF, 1934
 Watson, Allen, P, 1996
 Watson, John, P, 1923-24
 Weatherly, Roy, OF, 1950
 Weaver, Jim, OF, 1989
 Webb, Earl, OF, 1925
 Webb, Samuel, P, 1948-49
 Weber, Ben, P, 2000
 Weidman, George, OF-P, 1887-88
 Weimer, Jacob, P, 1909
 Weintraub, Phil, IF, 1933-37, 1944-45
 Welch, Michael, P, 1883-92
 Wellman, Brad, IF, 1982-86
 Welsh, Jimmy, OF, 1928-29
 Wendell, Lew, C, 1915-16
 Werber, Bill, IF, 1942
 Westervelt, Huyler, P, 1894
 Westrum, Wes, C, 1947-57
 Whistler, Lew, IF, 1890-91
 Whitaker, Steve, OF, 1970
 White, Albert, OF, 1947
 White, Bill, IF, 1958
 Whitehead, Burgess, IF, 1936-41
 Whitfield, Terry, OF, 1977-80
 Whitney, Art, IF, 1888-89

Whitson, Ed, P, 1979-81
 Wicker, Floyd, OF, 1971
 Wilfong, Rob, IF, 1987
 Wilhelm, Hoyt, P, 1952-56
 Wilhoit, Joe, OF, 1917-18
 Wilkins, Rick, C, 1996-97
 Williams, Bernie, OF, 1970-72
 Williams, Charlie, P, 1972-78
 Williams, Davey, IF, 1949-55
 Williams, Frank, P, 1984-86
 Williams, Keith, OF, 1996
 Williams, Matt, IF, 1987-96
 Willoughby, Jim, P, 1971-74
 Wilmot, Walt, OF, 1897-98
 Wilson, Art, C, 1908-13
 Wilson, Artie, IF, 1951
 Wilson, Desi, IF, 1996
 Wilson, Lewis, OF, 1923-25
 Wilson, Neil, C, 1960
 Wilson, Parke, C, 1893-99
 Wilson, George, OF, 1952-53, 1956
 Wilson, Trevor, P, 1988-95
 Wiltse, George, P, 1904-14
 Winters, Jesse, P, 1919-20
 Wisner, John, P, 1925-26
 Witasick, Jay, P, 2002
 Witek, Nick, IF, 1940-43, 1946-47
 Wittig, Johnny, P, 1938-39, 41, 43
 Wohlford, Jim, OF, 1980-82
 Wood, Ted, OF, 1991-93
 Woodard, Mike, IF, 1985-87
 Woodruff, Pete, OF, 1899
Worrell, Tim, P, 2001-
 Worthington, Al, P, 1953-54, 1956-60
 Wright, Roy, P, 1956
 Wrightstone, Russ, IF, 1928
 Wrigley, George, IF, 1899

Y (5)

Yeager, George, C, 1902

Young, Norman, IF, 1936, 1939-47
 Youngblood, Joel, OF, 1983-88
 Youngs, Ross, OF, 1917-26
 Yvars, Sal, C, 1947-53

Z (8)

Zabala, Adrian, P, 1945-49
 Zacher, Elmer, OF, 1910
 Zanni, Dom, P, 1958-59, 1961
 Zearfoss, Dave, C, 1896-98
Zerbe, Chad, P, 2000-
 Zimmerman, Heinie, IF, 1916-19
 Zimmerman, Roy, IF, 1945
 Zink, Walt, P, 1921


Note: Bold face indicates player on Giants' 40-man roster as of January 7, 2003.

Giants Around the World

In the 120-year history of the Giants, the club has had players born in 19 different countries. The franchise's diversity, spanning from the Bahamas to West Germany, is broken down as follows:

Country	Players	Country	Players
Bahamas	1	Panama	4
Canada	13	Puerto Rico	19
Cuba	15	Russia	1
Dominican Republic	26	Scotland	1
Ireland	2	Sweden	1
Jamaica.....	1	United Kingdom	1
Japan.....	2	United States of America.....	1,376
Mexico.....	4	Venezuela	9
Nicaragua	2	West Germany	1
Netherlands.....	1		

MINOR LEAGUES



TODD LINDEN was named the 2002 Giants Organizational Player of the Year by *USA Today* after hitting .301 with 15 HRs and 62 RBI for Shreveport and Fresno.

Giants Scouting Directory

Senior Vice President and General Manager	Brian R. Sabean
Vice President and Assistant General Manager	Ned Colletti
Vice President, Player Personnel	Dick Tidrow
Coordinator of Scouting	Matt Nerland
Coordinator of International Operations	Rick Ragazzo
Executive Assistant, Baseball Operations	Karen Sweeney
Assistant, Baseball Operations	Jeremy Shelley

MAJOR LEAGUE/SPECIAL ASSIGNMENT SCOUTS

Name	Assignment	Hometown
Bobby Bonds	Major League	San Carlos, CA
Jim Davenport	Major League	San Carlos, CA
Joe DiCarlo	Major League	Ringwood, NJ
Pat Dobson	Major League (Advance)	El Cajon, CA
Stan Saleski	Major League	Dayton, OH
Paul Turco	Major League	Sarasota, FL
Ted Uhlaender	Major League	Parshall, CO
Randy Waddill	Major League	Valrico, FL
Tom Zimmer	Major League	St. Petersburg, FL
Dick Cole	Special Assignment	Costa Mesa, CA
Bo Osborne	Special Assignment	Woodstock, GA

NATIONAL CROSS-CHECKER

Name	Hometown
Doug Mapson	Chandler, AZ

TERRITORIAL SCOUTS - EASTERN REGION

Name	Territory	Hometown
Alan Marr	Eastern Regional Cross-Checker/Florida	Sarasota, FL
Bobby Myrick	East Coast Cross-Checker/Kentucky, Maryland, North Carolina, Virginia, West Virginia, Washington D.C.	Colonial Heights, VA
John DiCarlo	Delaware, New Jersey, New York, Pennsylvania	Glenwood, NJ
Lee Elder	Alabama, Florida Panhandle, Georgia, South Carolina, Tennessee	Martinez, GA
Charlie Gonzalez	Southern Florida, Puerto Rico	Weston, FL
Glenn Tufts	New England States/Upper New York	Bridgewater, MA
Paul Turco, Jr.	Northern & Central Florida	Tampa, FL

TERRITORIAL SCOUTS - WESTERN REGION

Name	Territory	Hometown
Darren Wittcke	West Coast Cross-Checker	Laguna Niguel, CA
Lee Carballo	Southwest Cross-Checker	Westchester, CA
Steve Arneri	Canadian Cross-Checker	Barrington, IL
Billy Castell	Illinois, Indiana, Michigan, Minnesota, Ohio, Wisconsin Greater Bay Area/Northern California	El Cerrito, CA
Tom Korenek	Louisiana, Mississippi, Texas	Houston, TX
Matt Nerland	Northern California	Pleasant Hill, CA
John Shafer	Alaska, Idaho, Montana, North Dakota, Oregon, South Dakota, Washington, Western Canada	Portland, OR
Joe Strain	Arizona, Colorado, Utah, Wyoming	Englewood, CO
Todd Thomas	Arkansas, Iowa, Kansas, Missouri, Nebraska, Oklahoma, Texas	Dallas, TX
Matt Woodward	Northwest	Seattle, WA

INTERNATIONAL OPERATIONS

Rick Ragazzo, Coordinator of International Operations

Jeremy Shelley, Assistant, Baseball Operations

Name	Territory	Hometown
Mateo Alou	Special Assignment	Santo Domingo, DR
Marco Briceno	Dominican Republic	Santo Domingo, DR
Enrique Burgos	Panama	Panama City, Panama
Jorge Diaz	Columbia	Cartagena, Columbia
Philip Elhage	Netherlands	Curacao, Netherlands
Martin Hernandez	Venezuela	La Victoria, Venezuela
Juan Mercado	Dominican Republic	Santiago, DR
Lebi Ochoa	Venezuela	Fort Myers, FL
Luis Pena	Mexico	Los Mochis, Sinaloa, Mexico
Victor Preciado	Panama	Chiriqui, Panama
Jesus Stephens	Dominican Republic	San Pedro de Macoris, DR
Alex Torres	Nicaragua	Managua, Nicaragua
Ciro Villalobos	Venezuela	Maracaibo, Venezuela

Giants Minor League System

Senior Vice President and General Manager	Brian R. Sabean
Vice President and Assistant General Manager	Ned Colletti
Vice President, Player Personnel	Dick Tidrow
Director of Player Development	Jack Hiatt
Director of Minor League Administration	Bobby Evans
Roving Hitting/Bunting/Baserunning/Infield Instructor	Lenn Sakata
Roving Catching Instructor	Kirt Manwaring
Roving Pitching Instructor	Lee Smith
Batting Practice Pitcher/Video Assistant	Will Malerich
Minor League Equipment Manager	Alan Lee

MINOR LEAGUE AFFILIATES

Fresno Grizzlies (AAA)

Pacific Coast League
Grizzlies Stadium
1800 Tulare Street
Fresno, CA 93721
(559) 442-1994

Scott Hulme, President
 Bill Gorman, General Manager
 Fred Stanley, Field Manager
 Bert Bradley, Pitching Coach
 Steve Decker, Hitting Coach
 Mark Gruesbeck, Trainer

San Jose Giants (A)

California League
Municipal Stadium
P.O. Box 21727
San Jose, CA 95151
(408) 297-1435

Harry Stavrenos, President
 Mark Wilson, General Manager
 Bill Hayes, Field Manager
 Jerry Cram, Pitching Coach
 F.P. Santangelo, Hitting Coach
 Benjamin J. Downie, Trainer

Norwich Navigators (AA)

Eastern League
Thomas Dodd Stadium
14 Stott Avenue
Norwich, CT 06360
(860) 887-7962

Hank Smith, President
 Keith Hallal, General Manager
 Shane Turner, Field Manager
 Ross Grimsley, Pitching Coach
 Willie Upshaw, Hitting Coach
 Rob Knepper, Trainer

Hagerstown Suns (A)

South Atlantic League
Municipal Stadium
274 E. Memorial Blvd.
Hagerstown, MD 21740
(301) 791-6266

Andy Rayburb, Owner
 Kurt Landes, General Manager
 Mike Ramsey, Field Manager
 Bob Stanley, Pitching Coach
 William Aviles, Hitting Coach
 Katsunori Masumoto, Trainer

Salem-Keizer Volcanoes (Rookie)

Northwest League

6700 Field of Dreams Way N.E.

Keizer, OR 97307

(503) 390-2225

Jerry Walker, President & General Manager

Bill Tucker, Co-Owner

Jack Lind, Field Manager

Trevor Wilson, Pitching Coach

Joe Strañ, Hitting Coach

Rene Velazquez, Trainer

Arizona Giants (Rookie)

Arizona Summer League

Indian School Park

4415 N. Hayden Rd.

Scottsdale, AZ 85251

(480) 990-0052

Bert Hunter, Field Manager

Maximo Leon, Pitching Coach

Leo Garcia, Hitting Coach

Ben Potenziano, Trainer

Santo Domingo Giants (Rookie)

Dominican Summer League

Fuerza Aerea Dominicana

Santo Domingo, DR

Julio Cesar D'Paula, Field Manager

Aguedo Vasquez, Coach

Jesus Ramon Valdavia Lazo, Coach

Edwin Arias, Trainer

Giants' 2002 Farm System Records

Team	Level	League	W-L	Pos.	GB	Manager
Fresno	AAA	Pacific Coast	57-87	4th	-28.0	Lenn Sakata
Shreveport	AA	Texas	60-79			Mario Mendoza
		1st Half	31-38	3rd	-8.0	
		2nd Half	29-41	3rd	-17.0	
San Jose	High-A	California	68-72			Bill Hayes
		1st Half	37-33	3rd	-12.0	
		2nd Half	31-39	4th	-13.0	
Hagerstown	Low-A	South Atlantic	63-77			Mike Ramsey
		1st Half	34-36	5th	-12.0	
		2nd Half	29-41	8th	-15.0	
Salem-Keizer	Short-A	Northwest	41-35	T2nd	-3.0	Fred Stanley
Arizona	Rookie	Arizona	33-23			Bert Hunter
		1st Half	17-11	2nd	-2.5	
		2nd Half	16-12	T1st	—	

Minor League Roving Instructors



Lenn Sakata, Roving Hitting/Bunting/Baserunning/Infield Instructor

Returns for his 5th year with Giants' organization, taking over as club's roving hitting/bunting/baserunning and infield instructor...served as manager his initial 4 years with SF farm system, including 2002 campaign with triple-A Fresno...prior to last year, had guided his squad into playoffs each of previous 3 seasons, including 2001 when he led single-A San Jose to 77-63 regular season mark and California League co-championship (playoffs were cancelled following 9/11 attack)...also skippered San Jose in 1999 and club's former single-A Bakersfield affiliate in 2000...over 1st 3 years in San Francisco system, compiled 231-188 regular season mark...led Bakersfield squad to 80-60 regular season mark, after posting 74-65 record in initial stint with San Jose...however, was just 57-87 with Grizzlies in 2002...prior to joining Giants farm system, spent previous 4 seasons with Chiba Lotte Marines organization in Japan...served as both minor league manager and major league coach in Japan...previously was coach in California Angels (1991-94) and Oakland Athletics (1988-90) farm systems...in 1988, earned Northwest League Manager of Year honors while with A's Southern Oregon affiliate...native of Hawaii, 11-year Major League veteran saw action with Milwaukee Brewers (1977-79), Baltimore Orioles (1980-85), Oakland and New York Yankees from 1975-87...overall, former infielder appeared in 565 games during his Major League career while compiling .230 batting average in 1,289 at-bats...was member of Orioles' 1983 World Championship team, while also going in trivia books as last player to appear at shortstop for Baltimore before Cal Ripken began his record consecutive games streak...resides in Honolulu, HI...



Kirt Manwaring, Roving Catching Instructor

Begins 3rd season as instructor with Giants organization in 2003, his 14th year overall with club...was originally 2nd round selection by San Francisco in June 1986 draft, playing 10 years at big league level for team...known for his defensive excellence, was 1993 Rawlings Gold Glove Award winner...during 13 years overall in majors, finished with lifetime batting average of .246 with 21 home runs and 278 RBI in 1,008 career contests with Giants (1987-96), Houston Astros (1996) and Colorado Rockies (1997-99)...broke in with SF late in 1987 season and remained with Giants until being traded to Houston Astros (for C Rick Wilkins) during 1996 campaign...signed with Colorado as free agent prior to 1997, where he stayed for 3 years before retiring following 1999 season...along with gold glove in 1993, enjoyed his best offensive season that year when he played in 130 games and hit .275 while establishing career highs with 5 HRs and 49 RBI for Giants team that posted 103 wins...resides in Horseheads, NY...



Lee Smith, Roving Pitching Instructor

Begins 4th season with Giants organization in 2003, his 3rd at current position...in initial campaign with club, assisted coaching staff of then double-A affiliate Shreveport in 2000, as well as provided instruction prior to season at minor league spring training camp...former right-handed hurler is all-time Major League save leader, having posted 478 during career...was 7-time All-Star, 3-time Rolaids Relief Man of Year (1991, 1992, 1994) and led majors in relief points 14 consecutive seasons (1982-95)...logged 18 seasons in big leagues, pitching for Chicago Cubs (1980-87), Boston Red Sox (1988-90), St. Louis Cardinals (1990-93), New York Yankees (1993), Baltimore Orioles (1994), California Angels (1995-96), Cincinnati Reds (1996) and Montreal Expos (1997)...recorded 30 saves or more in 9 different seasons, with his career best being 47 in 1991 with Cardinals...finished with lifetime mark of 71-92 with 3.03 ERA in 1,022 ML appearances...at 6-6, 270 pounds, was also standout basketball player as prep, earning All-State honors while leading Castor (LA) High School to Championship...resides in Castor, LA...

San Francisco Giants Affiliates

Teams	League	Years
Fresno (AAA)	PCL	1998-present
Norwich (AA)	EL	2003-present
San Jose (A)	CAL	1988-present
Hagerstown (A)	SAL	2001-present
Salem-Keizer (Short-Season A)	NWL	1997-present
Arizona Rookie League Giants	ARL	2000-present
Dominican Summer League Giants	DSL	1987-present



Fresno Grizzlies

Triple-A, Pacific Coast League



Fred Stanley – Manager

Takes over reigns of triple-A squad in 2003, after having served as skipper of short-season Salem-Keizer his 1st 3 years with Giants' organization...posted combined 128-100 record in 3 seasons with Volcanoes, garnering Northwest League Manager of Year honors in 2000 and 2001...included was NWL championship season in 2001, as club posted 51-25 regular season mark...his 2002 squad finished tied for 2nd on year, posting 41-35 mark...prior to joining Giants, spent previous 9 seasons with Milwaukee Brewers organization, including last 4 years as assistant general manager...served as assistant GM from 1996-99, after having been Brewers' director of player development from 1992-96...in 1992, his charges earned prestigious TOPPS Organization of Year Award...was last in uniform in 1991 when he served as infield coach with Brewers...before recent work with Milwaukee, was Coordinator of Minor League Instruction with Seattle Mariners from 1989-90; director of Baseball Operations with Houston Astros from 1986-88 and Director of Instruction with Oakland Athletics from 1983-85...former infielder logged 14 seasons in majors with Mariners (1969), Brewers (1970), Cleveland Indians (1972), San Diego Padres (1972), New York Yankees (1973-80) and As (1981-82)...participated in Divisional Championship (1981), 4 League Championship Series (1976-81) and 3 World Series (1976-78)...defensive specialist, batted 216 in 815 Major League games...resides in Scottsdale, AZ...

Bert Bradley – Pitching Coach

Enters 5th season with Giants' organization, 2nd year as pitching coach for Grizzlies...previously served as pitching coach at single-A Bakersfield in 1999 and San Jose in 2000 and 2001...prior to joining Giants, served as pitching coach in Oakland Athletics' organization from 1987-98...his stops included single-A Madison (1987-90), double-A Huntsville (1991-92, 1997-98), triple-A Tacoma (1993-94) and single-A West Michigan (1995-96)...has also worked in Dominican Winter League, serving as pitching coach of Lacey Tigers in 1992-93...helped guide club to 1993 Caribbean Series Championship...former right-handed hurler, pitched professionally with Oakland (1979-84) and New York Yankees (1985-86)...in 1983 saw Major League action with As, appearing in 6 contests while logging 0-0 record with 6.48 ERA...after 1984 season, was traded to Yankees from As along with Rickey Henderson...resides in Mattoon, IL...

Steve Decker – Hitting Coach

Former Giants catcher marks his 3rd season as coach, his 1st at triple-A level...debuted with manager Fred Stanley at Salem-Keizer, working at Northwest league entry in 2001 and 2002...returned to San Francisco organization after retiring as player following 2000 campaign...appeared in 263 games over Major League career, seeing action over 7 big-league seasons with Giants (1990-92, 1996), Florida Marlins (1993, '95), Colorado Rockies (1996) and Anaheim Angels (1999)...finished with lifetime .219 average, 13 home runs and 72 RBI...last year as player was with Angels triple-A squad in Edmonton, batting .302 in 48 games...Rock Island, Illinois native was originally 21st round selection by Giants in June, 1988 draft out of Lewis & Clark State College...resides in Keizer, OR...

Mark Gruesbeck – Athletic Trainer

Marks 5th season with Giants organization and 1st at triple-A level...previous 2 years was at then double-A affiliate Shreveport, after spending 1999 and 2000 campaigns at short-season Salem-Keizer...prior to joining San Francisco franchise, worked as athletic trainer at various levels of Detroit Tigers organization, including 1997-98 seasons at single-A Lakeland...in 1998, was honored as Florida State League Trainer of the Year...served as 1996 Hawaii Winter League All-Star trainer...1993 graduate of Central Michigan University with B.S. in Sports Medicine...resides in Lakeland, FL...

Fresno Grizzlies (Pacific Coast League)

2002 Regular Season Record: 57-87

BATTERS	AVG	G	AB	R	H	TB	2B	3B	HR	RBI	SH	SF	HP	BB	IB	SO	SB	CS	GAMES BY POSITION—										
																			GI	DP	SLG	OBP	1B	2B	3B	SS	OF	C	E
#Byas, Mike	.200	20	55	5	11	15	0	2	0	4	2	0	0	5	0	15	4	1	1	273	267	0	0	0	17	0	0		
#Castro, Nelson	.181	28	94	8	17	28	1	2	2	5	0	2	1	3	0	20	7	1	2	298	210	1	1	0	2	20	0	0	
*Clark, Douglas	.269	70	212	24	57	83	9	1	5	19	1	1	5	15	2	52	3	3	5	392	330	0	0	0	58	0	2		
Ellison, Jason	.311	49	196	31	61	80	8	1	3	8	0	0	4	21	0	28	16	3	4	408	389	0	0	0	0	49	0	1	
Freire, Alejandro	.269	45	145	12	39	57	7	1	3	7	0	0	5	14	0	28	0	0	3	393	354	20	0	0	0	7	0	2	
*Goodwin, Tom	.226	17	62	11	14	19	3	1	0	7	1	0	0	8	0	8	3	2	1	306	314	0	0	0	0	16	0	0	
*Guzman, Edwards	.297	112	390	45	116	153	22	0	5	55	6	2	0	16	1	26	1	3	16	392	324	19	13	25	0	10	36	9	
Jordan, Kevin	.229	60	188	13	43	58	4	1	3	14	2	3	3	8	0	23	1	0	6	309	267	10	27	0	0	15	0	2	
#Linden, Todd	.250	29	100	18	25	38	2	1	3	10	0	0	1	20	0	35	2	0	2	380	380	0	0	0	0	29	0	0	
Lunsford, Trey	.175	19	57	3	10	16	0	0	2	9	0	2	1	6	0	15	0	0	2	281	258	0	0	0	0	0	19	2	
Luther, Ryan	.250	5	8	2	2	3	1	0	0	3	0	1	1	3	0	3	1	0	0	375	462	0	1	0	0	1	2	1	
McGowan, Sean	.246	57	187	12	46	68	15	2	1	17	1	1	2	5	0	42	1	1	10	364	272	42	0	0	0	0	0	7	
#Melo, Juan	.276	135	479	67	132	212	28	2	16	63	1	5	4	33	0	93	6	7	7	443	324	1	97	27	13	0	0	8	
*Minor, Damon	.517	9	29	8	15	23	6	1	0	5	0	0	0	5	0	5	0	0	0	793	588	9	0	0	0	0	0	0	
Nieckula, Aaron	.087	11	23	2	2	0	0	0	0	1	0	0	1	0	0	9	1	0	1	087	125	0	0	0	0	0	6	0	
Pena, Angel	.262	72	248	27	65	104	11	2	8	34	0	3	0	15	2	55	2	2	4	419	301	11	0	0	0	0	56	8	
#Peralta, Marco	.285	92	260	29	69	90	4	1	5	25	4	3	0	13	0	58	1	1	2	346	297	24	21	23	1	1	0	6	
Powell, Dante	.229	17	48	5	11	16	5	0	0	2	0	0	0	2	0	16	2	1	0	333	260	0	0	0	0	13	0	0	
Ransom, Cody	.207	135	449	53	93	158	18	4	13	46	12	6	3	47	0	151	6	4	5	352	283	0	0	0	135	0	0	15	
Rodriguez, Guillermo	.235	32	115	9	27	38	5	0	2	8	1	1	5	6	0	23	0	1	4	330	299	0	0	0	0	0	32	3	
*Santos, Delvis	.284	23	88	8	25	39	3	1	3	14	0	1	0	2	0	14	4	0	2	443	297	23	0	0	0	0	0	3	
Servais, Scott	.375	4	8	1	3	3	0	0	0	1	0	1	1	1	0	0	0	0	1	375	500	0	0	0	0	0	3	0	
Shimo, Tsuyoshi	.000	2	7	0	0	0	0	0	0	0	0	0	0	1	0	0	0	0	0	000	125	0	0	0	0	2	0	0	
#Simmons, Brian	.292	91	319	45	93	152	18	4	11	40	1	3	4	34	2	76	7	4	9	476	364	0	0	0	0	0	88	0	4
*Torcato, Tony	.290	130	490	64	142	210	23	3	13	64	2	4	2	29	3	65	4	6	6	429	350	0	0	0	0	122	0	8	
Zuniga, Tony	.240	90	304	22	73	109	16	1	6	33	1	2	3	18	1	38	0	4	10	359	287	0	0	78	0	0	0	8	

PITCHERS	W-L	PCT	ERA	G	GS	CG	SHO	GF	SV	IP	H	AB	TBF	R	ER	HR	SH	SF	HB	BB	IB	SO	WP	BK
Aybar, Manny	1-4	.200	3.75	45	0	0	0	42	24	50.1	46	189	216	24	21	6	4	3	2	18	1	53	3	0
*Brohawn, Troy	3-3	.500	3.65	56	0	0	0	14	1	69.0	71	271	300	31	28	7	3	1	4	21	2	55	5	1
*Cannon, Jon	1-0	1.000	0.00	3	0	0	0	0	0	3.2	3	13	19	0	0	0	1	0	0	5	0	0	0	0
Crabtree, Robbie	1-4	.200	7.91	24	0	0	0	9	0	33.0	38	128	157	31	29	3	7	2	6	14	3	22	1	0
Estrella, Luis	7-13	.350	4.43	38	20	0	0	13	7	144.1	168	560	636	77	71	16	4	4	4	64	1	98	11	0
Fernandez, Osvaldo	4-4	.500	4.70	10	9	0	0	0	0	59.1	64	227	251	33	31	4	2	4	3	15	0	37	2	0
Foppert, Jesse	3-6	.333	3.99	14	14	0	0	0	0	79.0	71	291	337	37	35	12	3	5	3	35	0	109	7	1
*Fultz, Aaron	1-3	.250	3.18	17	0	0	0	14	3	22.2	18	81	95	8	8	1	2	1	0	11	2	22	2	0
*Horgan, Joe	2-2	.500	5.93	27	4	0	0	6	0	57.2	65	227	258	38	38	8	4	2	4	21	0	37	5	0
Hutchison, Wesley	1-4	.200	7.08	17	4	0	0	6	0	34.1	43	145	162	28	27	8	2	1	3	11	2	27	3	0
*Jarvis, Matt	3-2	.600	3.03	20	0	0	0	3	1	29.2	31	115	128	10	10	2	2	0	1	10	1	29	2	0
Nathan, Joe	6-12	.333	5.60	31	25	1	0	0	0	146.1	167	590	673	97	91	20	2	4	3	74	0	117	9	0
*Pearson, Jason	0-0	.000	3.75	34	0	0	0	8	0	36.0	35	134	155	20	15	5	2	1	2	16	1	28	3	0
Schmidt, Jason	2-0	1.000	3.00	2	2	0	0	0	0	12.0	11	42	46	4	4	0	2	0	0	2	0	12	2	0
Sparks, Steve	0-0	.000	11.25	3	0	0	0	2	0	4.0	5	18	21	5	5	1	0	0	0	3	0	3	0	0
*Urban, Jeff	5-7	.417	3.41	35	14	0	0	7	0	103.0	114	400	446	46	39	9	5	3	2	36	0	72	2	0
Verplancke, Jeff	3-5	.375	3.78	51	0	0	0	15	3	64.1	60	239	276	30	27	6	4	2	6	25	0	52	3	1
Villano, Mike	0-1	.000	12.00	4	0	0	0	3	1	3.0	3	11	17	4	4	0	0	1	1	4	0	2	0	0
Williams, Jerome	6-11	.353	3.59	28	28	0	0	0	0	160.2	140	599	671	76	64	16	8	5	9	50	1	130	5	3
Witasick, Jay	0-0	.000	4.50	2	2	0	0	0	0	2.0	1	7	8	1	1	0	0	0	0	1	0	2	1	0
*Zerbe, Chad	0-0	.000	0.00	3	3	0	0	0	0	10.1	8	37	42	0	0	0	1	0	1	3	0	5	0	0

* left-handed * switch hitter



Norwich Navigators

Double-A, Texas League



Shane Turner – Manager

Returns to managers' post after serving as club's roving minor league hitting instructor in 2002...most recently managed at triple-A Fresno in 2000 and 2001...also guided then double-A affiliate Shreveport in 1999, single-A San Jose in 1997 and '98, and short-season Salem Keizer in 1996...owns overall 338-335 record as skipper in minors, having posted winning campaigns each year except his last 2 seasons...his Fresno squad finished with 68-71 mark in 2001, after going 57-84 in 2000...guided Shreveport to Texas League playoffs and San Jose to 1998 California League Championship...for his efforts at SJ, earned honors as best Major League managerial prospect for Cal League by *Baseball America*...led single-A club to 83-57 record that year, best in league...defeated High Desert in 1st round playoffs and Rancho Cucamonga to win Cal League Championship, first ever in San Jose's affiliation with San Francisco...was promoted to San Jose prior to 1997 campaign, after making managerial debut with Salem-Keizer in '96...took over rookie club in middle of '96 campaign, replacing Ozzie Virgil, Sr and leading Volcanoes to 40-36 mark...began coaching career in 1995 at then rookie-level Bellingham...played professionally for 11 years as infielder in minor league systems of Chicago White Sox, Baltimore, San Francisco, Seattle, Philadelphia and New York Yankees...saw action on Major League level with Phillies in 1988, Orioles in 1991 and Mariners in 1992, finishing with lifetime .236 batting average in 56 games...singled in his ML debut off former Giants pitcher Scott Garrelts...originally selected by Yankees in 6th round of 1985 June draft...attended Cal State-Fullerton, where he finished 9th in nation with 108 hits in 1985...resides in Sinking Spring, PA...

Ross Grimsley – Pitching Coach

Opens 5th season with Giants organization in 2003, his 3rd as pitching coach at double-A level...was pitching coach at single-A Hagerstown in 2002, after serving as roving minor league pitching instructor in 2001...began Giants' career as double-A pitching coach at then Shreveport affiliate in 1999 and 2000, guiding 1999 staff to league-best 3.67 ERA...prior to joining SF farm system, served as coach with Seattle Mariners, Atlanta Braves, Baltimore Orioles and Philadelphia Phillies organizations...former left-hander pitched professionally for 11 seasons on *Baseball Digest* 1971 All-Star Rookie Team...pitched in 3 Championship Series (1972, 1973 and 1974), World Series (1972) and All-Star Game (1978)...hurled 2-hitter in game 4 of '72 NLCS (vs. Pittsburgh) and later won pair of contests in that season's World Series (vs. Oakland)...signed by Montreal as free agent in 1978, later that season becoming Expos' first 20-game winner (and Montreal Player of Year)...finished '78 campaign 20-11 with 3.05 ERA...8 times recorded double figures in wins, as he posted overall 124-99 mark with 3.81 ERA in 345 career appearances...his father, Ross, Sr., also pitched in majors...resides in Owings Mills, MD...

Willie Upshaw – Hitting Coach

Makes his SF coaching debut in 2003, after having served as minor league hitting coordinator for Cleveland Indians' organization from 2000-2002...was also manager in Arizona Fall League in 2001, guiding Scottsdale Scorpions to 22-19 mark...from 1997-2000, managed Bridgeport Bluefish of independent Atlantic League...was Atlantic League Manager of year in 1998, while guiding Bluefish to championship in 1999...was Major League hitting coach for Toronto under manager Cito Gaston in 1996 and 1997, after serving as Blue Jays' roving minor league hitting coach in 1995...also worked as big league hitting coaching with Texas under manager Kevin Kennedy in 1993, after making coaching debut with Blue Jays single-A Dunedin team in 1992...former 1st baseman and outfielder played 10 years in majors, appearing with Blue Jays (1978, 1980-87) and Indians (1988)...set career highs with 27 home runs, 99 runs scored and 104 RBI in 1983...Blanco, Texas native was originally June, 1975 draft choice of New York Yankees before being dealt to Blue Jays in December of 1977...finished ML career with lifetime .262 batting average and 123 home runs in 1,264 games...later saw action in Japan, playing 1990 and '91 campaigns with Fukuoka Daiei Hawks...resides in Southport, CT...

Rob Knepper – Athletic Trainer

Begins 4th full year with Giants organization in 2003...returns to double-A level, after having worked for single-A Hagerstown in 2001 and 2002 and at then single-A affiliate Bakersfield in 2000...previously worked 3 years as training staff intern at then double-A Shreveport affiliate (1997-99)...was also assistant athletic trainer and equipment manager at Bossier Parish Community College in 1999...served as assistant student athletic trainer at Louisiana Tech University from 1995-98...is 1997 graduate of Louisiana Tech University with B.S. in Fitness and Wellness Management...received his Master of Science in Exercise Science in 1998...resides in Baton Rouge, LA...

Shreveport Swamp Dragons* (Texas League)

2002 Season Record: 60-79

BATTERS	GI																—GAMES BY POSITION—													
	AVG	G	AB	R	H	TB	2B	3B	HR	RBI	SH	SF	HP	BB	IB	SO	SB	CS	DP	SLG	OBP	1B	2B	3B	SS	OF	C	E		
Anderson, Keith	.000	2	6	0	0	0	0	0	0	0	0	0	0	0	3	0	0	0	0.000	.000	0	0	0	0	0	0	2	0		
Carvajal, Johnny	.279	113	419	58	117	170	28	5	5	34	14	2	5	37	2	67	11	4	16	.406	.343	1	24	78	8	3	0	21		
#Castro, Nelson	.223	86	300	35	67	111	15	4	7	29	2	1	8	11	2	60	15	9	7	.370	.269	4	0	16	63	3	0	14		
*Clark, Doug	.261	44	138	13	36	50	6	1	2	13	2	1	0	19	4	35	5	7	4	.362	.348	0	0	0	0	40	0	2		
Flaherty, Tim	.219	76	247	23	54	86	10	2	6	34	0	5	2	28	2	81	0	1	4	.348	.298	33	0	0	0	0	0	37	11	
Freire, Alejandro	.282	55	177	24	50	89	9	0	10	32	0	1	4	19	1	38	0	2	4	.503	.363	9	0	0	0	0	0	0	2	
Jester, Joe	.279	104	359	52	100	157	20	2	11	40	4	1	2	29	0	66	14	5	6	.437	.335	0	88	0	0	0	0	21		
#Linden, Todd	.314	111	392	64	123	189	26	2	12	52	1	3	12	61	7	101	9	5	12	.482	.419	0	0	0	0	0	111	0	3	
Lunsford, Trey	.281	66	210	26	59	75	13	0	1	20	5	0	4	29	1	42	5	2	3	.357	.379	3	0	0	0	0	0	63	5	
Luther, Ryan	.278	32	108	10	30	41	5	0	2	14	0	2	2	11	0	25	4	0	1	.380	.350	3	2	0	0	0	7	17	3	
*McDowell, Arturo	.181	59	221	18	40	45	3	1	0	11	3	0	1	16	4	15	1	46	10	5	3	.204	.250	0	0	0	0	57	0	3
McGowan, Sean	.167	9	30	2	5	7	2	0	0	1	0	0	0	1	0	3	0	0	3	.233	.194	3	0	0	0	0	1	0	0	
#Mendoza, Carlos	.244	111	377	44	92	122	20	2	2	28	6	2	2	68	0	42	12	9	10	.324	.361	0	26	12	72	0	0	0	19	
Moreta, Ramon	.260	88	273	34	71	98	12	3	3	37	2	3	2	20	1	52	17	16	10	.359	.312	0	0	0	0	0	76	0	2	
Nieckula, Aaron	.182	14	44	5	8	10	2	0	0	1	0	1	3	3	0	13	1	1	1	.227	.275	0	0	0	0	0	0	14	1	
Niekro, Lance	.310	79	297	33	92	126	20	1	4	34	1	3	2	7	0	32	0	2	11	.424	.327	50	0	27	0	0	0	0	11	
#Pernaletto, Marco	.222	15	54	5	12	19	4	0	1	5	2	0	2	1	0	8	3	0	0	.352	.263	0	0	0	0	0	0	37	0	0
Rodriguez, Guilleo	.268	13	41	4	11	17	1	1	1	6	0	0	1	4	0	10	1	2	0	.415	.348	0	0	0	0	0	1	7	0	
*Santos, Devis	.312	109	407	54	127	179	33	5	3	56	1	0	5	18	6	42	4	9	.440	.349	39	0	0	0	0	71	0	6		
*Shabaila, Adam	.216	40	148	14	32	43	8	0	1	16	4	1	1	6	1	35	3	1	3	.291	.250	0	0	0	0	0	39	0	0	
Valderrama, Carlos	.244	37	135	13	33	50	3	1	4	15	0	1	2	10	0	23	4	0	3	.370	.304	0	0	0	0	0	0	0	0	
Walker, Mark	.167	22	72	5	12	14	2	0	0	8	1	0	1	4	0	33	0	0	1	.194	.221	0	0	0	0	22	0	3		

PITCHERS	W-L	PCT	ERA	G	GS	CG	SHO	GF	SV	IP	H	AB	TBF	R	ER	HR	SH	SF	HB	BB	IB	SO	WP	BK	
	Anderson, Luke	2-4	.333	2.81	26	0	0	0	21	11	32.0	31	124	141	10	10	1	3	0	1	13	3	47	4	0
Bonser, Boof	1-2	.333	5.55	5	5	0	0	0	0	24.1	30	95	112	15	15	3	0	2	1	14	0	23	0	0	
Brown, Elliot	8-4	.667	4.35	25	16	1	0	4	0	111.2	132	432	488	65	54	6	5	6	10	34	2	37	5	0	
*Cannon, Jon	1-5	.167	4.26	38	0	0	0	20	4	63.1	57	242	289	40	30	6	1	1	5	40	2	57	1	2	
Cash, David	5-8	.385	3.05	34	12	0	0	17	5	109.1	94	405	456	41	37	9	4	4	4	39	1	88	9	0	
Clark, Jeff	2-2	.500	5.05	6	6	1	1	0	0	35.2	45	146	153	21	20	5	1	3	1	2	0	20	2	0	
Cox, Ryan	7-9	.438	4.39	27	22	1	0	0	0	145.2	166	576	619	81	71	14	2	5	3	32	4	72	3	0	
Cozier, Vance	3-7	.300	5.99	21	8	0	0	5	0	67.2	86	286	330	60	45	9	1	1	4	38	1	25	1	0	
Diaz, Felix	3-5	.375	2.70	12	12	1	0	0	0	60.0	54	225	255	22	18	1	2	1	4	23	0	48	4	2	
Esteves, Jake	2-0	1.000	5.17	9	2	0	0	3	0	15.2	19	60	69	12	9	0	2	1	0	6	0	12	0	0	
Foppert, Jesse	3-3	.500	2.79	11	11	1	0	0	0	61.1	44	221	249	22	19	3	3	1	3	21	0	74	3	0	
*Horgan, Joe	4-3	.571	4.34	10	10	1	0	0	0	56.0	69	226	257	35	27	5	4	4	3	20	1	35	0	0	
Hutchison, Wesley	2-9	.182	5.81	22	7	0	0	11	3	66.2	80	271	316	50	43	4	2	5	5	33	2	35	6	1	
*Jones, Chris	1-7	.125	6.40	36	8	0	0	15	0	84.1	96	335	385	71	60	14	4	5	1	40	2	57	7	0	
Moreta, Ramon	0-0	.000	9.00	1	0	0	0	1	0	1.0	1	4	4	1	1	1	0	0	0	0	0	0	0	0	
Sparks, Steve	0-0	.000	12.54	6	0	0	0	0	2	0	9.1	15	40	52	14	13	1	0	1	1	10	0	5	0	0
Uzzell, Todd	0-1	.000	4.73	5	1	0	0	2	0	13.1	12	50	62	8	7	1	0	0	2	10	0	5	2	0	
Vent, Kevin	9-4	.692	3.43	45	2	0	0	21	3	81.1	83	305	345	35	31	6	3	3	5	29	2	32	2	0	
Villano, Mike	1-1	.500	7.56	5	0	0	0	2	1	8.1	12	35	40	7	7	2	1	0	0	4	0	8	0	0	
*Walk, Mitch	6-5	.545	2.89	33	17	0	0	9	1	124.2	132	484	547	50	40	8	4	2	7	50	4	68	6	2	

* left-handed # switch hitter

* The former Shreveport club, a Giants' affiliate from 1977-2002, was replaced by the Norwich Navigators beginning with the 2003 campaign.

San Jose Giants

Single-A, California League



Bill Hayes – Manager

Marks his 4th year with Giants organization and 27th year in professional baseball...returns for 3rd season with San Jose, after guiding then double-A Shreveport affiliate in 2000 and single-A Hagerstown in 2001...his 2001 Suns squad captured 2nd half South Atlantic League title to qualify for playoffs, as club posted 83-57 mark overall...came to Giants from Colorado Rockies organization, most recently serving as bullpen coach for Major League squad in 1998 and manager at triple-A Colorado Springs in 1999...previously managed at double-A New Haven (1996-97), single-A Salem (1995) and single-A Central Valley (1994)...before joining the Rockies, managed 6 seasons in Chicago Cubs chain...managerial career began at Geneva in New York-Penn League in 1988...also managed Maui to Hawaiian Winter League title in 1995...former catcher and 1st-round draft choice (1978), played in Cubs organization from 1978-85 and in 1987, after stint with Royals in 1986...made 2 trips to majors with Cubs, once each in 1980 and '81...led American Association in fielding from 1985-86...resides in Phoenix, AZ...

Jerry Cram – Pitching Coach

Returns for his 3rd season as pitching coach with San Jose in 2003, marking his 36th year in professional baseball...prior to joining Giants' organization, had been pitching coach in Colorado Rockies' minor league system for 3 seasons (1998-2000), after devoting 28 years to Kansas City Royals (last 14 as minor league pitching instructor)...broke into pro ball in Minnesota Twins chain at St. Cloud...season later, Royals selected him in MLB expansion draft and he made big-league debut in 1969...Mets acquired him from KC in 1973 for pitcher Barry Raziano and he made 2 trips to majors in 1974-75, respectively, with New York...Mets dealt him back to Royals in '76 for pitcher Randy Hammon and he returned to majors later that year...he also earned 1976 American Association All-Star honors...his overall Major League mark was 0-3 with 3.02 in 23 appearances (2 starts)...when his playing career ended, he remained at Omaha as pitching coach in 1981, at Butte in '82 and again at Omaha in '83-84...resides in Las Flores, CA...

F.P. Santangelo – Hitting Coach

Makes his coaching debut in 2003, having retired as player during past off-season...last year split his time between Yankee's triple-A Columbus affiliate and Oakland's triple-A Sacramento squad...appeared in 7 seasons at Major League level with 4 different clubs (Montreal, San Francisco, Los Angeles and Oakland), after originally being selected by Expos in 20th round of June, 1989 draft out of University of Miami...switch hitter debuted in majors with Expos vs. Florida Aug. 2, 1995 and made history by becoming 1st player in franchise history to collect hit from both sides of plate in ML debut...was known for his versatility, playing outfield (477 games), 2nd base (90), 3rd base (62) and shortstop (3)...during 1999 season, appeared in 113 games with Giants and finished with .413 on-base percentage...resides in El Dorado Hills, CA...

Benjamin J. Downie – Athletic Trainer

Enters his 2nd year in Giants organization, having worked with Arizona League team in 2002...previously was trainer for Seattle Mariners' Arizona League entry in 2001...earned undergraduate degree in physical education and minor in biology at Western Oregon University, while acquiring masters in exercise science at University of Oregon...resides in El Mirage, AZ...

San Jose Giants (California League)

2002 Regular Season Record: 68-72


BATTERS	GI																	—GAMES BY POSITION—										
	AVG	G	AB	R	H	TB	2B	3B	HR	RBI	SH	SF	HP	BB	IB	SO	SB	CS	DP	SLG	OBP	1B	2B	3B	SS	OF	C	E
*Athas, Jamie	.251	123	466	65	117	149	15	7	1	40	4	2	6	48	4	124	14	6	7	.320	.328	0	0	0	120	0	0	29
#Bell, Derek	.158	12	38	6	6	7	1	0	0	3	1	0	0	6	0	6	0	0	.184	.273	3	0	2	0	5	0	0	
Chavez, Angel	.257	130	471	61	121	175	20	5	8	52	8	7	6	28	1	83	21	7	.372	.303	0	1	113	19	0	0	27	
Cordido, Julio	.239	61	226	32	54	69	6	0	3	23	5	1	1	17	1	31	3	1	.305	.294	9	23	29	1	3	0	10	
Ellison, Jason	.270	81	322	40	87	115	13	0	5	40	4	2	2	25	2	37	9	9	.357	.325	0	0	0	0	79	0	4	
Florence, Branden	.381	5	21	5	8	12	1	0	1	5	1	0	0	0	3	0	0	1	.571	.381	0	0	0	0	5	0	0	
Garrido, Tomas	.000	16	39	2	0	0	0	0	0	1	2	0	0	2	1	7	0	0	.000	.049	0	8	2	6	0	0	2	
Holst, Micah	.295	117	447	66	132	190	25	6	7	49	2	5	13	21	1	71	15	6	.425	.342	0	0	0	0	110	0	0	
Lunsford, Troy	.255	16	51	7	13	19	3	0	1	5	1	0	2	3	0	5	2	0	.373	.321	0	0	0	0	0	16	1	
#Luster, Jeremy	.219	49	187	23	41	61	9	1	3	23	0	2	3	12	0	40	3	3	.326	.275	42	0	0	0	0	0	3	
Luther, Ryan	.245	32	94	6	23	33	3	2	1	8	1	1	2	6	0	38	2	1	.351	.301	12	0	1	0	4	12	2	
Maldonado, Edwin	.226	120	439	39	99	141	21	3	5	51	7	6	4	13	0	100	3	8	.321	.251	0	118	0	0	0	0	11	
McGowan, Sean	.302	55	212	22	64	88	12	0	4	31	0	1	6	15	0	34	0	1	.415	.363	51	0	0	0	0	0	4	
Nieckula, Aaron	.245	45	147	26	36	46	7	0	1	18	1	1	11	12	0	35	3	1	.213	.345	0	0	0	0	0	43	8	
Rodriguez, Guillermo	.362	42	152	24	55	75	15	1	1	20	1	0	1	10	0	26	2	1	.493	.405	0	0	0	0	0	41	6	
*Santana, Emmanuel	.273	4	11	1	3	3	0	0	0	0	1	0	0	2	0	2	0	0	.273	.385	0	0	0	0	0	2	1	
*Shabala, Adam	.328	73	244	42	80	123	18	2	7	45	5	3	1	36	0	64	11	7	.250	.412	0	0	0	0	70	0	1	
Trumble, Dan	.216	117	412	60	89	155	21	0	15	53	1	2	5	44	0	185	8	2	.376	.298	31	0	0	0	47	0	8	
Valderrama, Carlos	.314	74	299	65	94	170	19	6	15	45	0	0	0	34	4	60	14	5	.569	.384	0	0	0	0	0	0	0	
Walker, Mark	.121	21	66	4	8	8	0	0	0	3	1	1	2	11	0	42	0	1	.121	.263	0	0	0	0	21	0	0	
*Wilfong, Nick	.187	105	353	48	66	116	19	2	9	46	5	5	4	36	1	130	8	5	.329	.266	0	0	0	100	0	2		
*Williams, Jon	.000	2	2	0	0	0	0	0	0	0	0	0	0	0	0	1	0	0	.000	.000	0	0	0	0	0	1	0	
Wright, Mike	.229	35	109	19	25	49	5	2	5	16	2	0	1	16	0	35	0	0	.450	.333	0	0	0	0	0	33	2	

PITCHERS	W-L	PCT	ERA	G	GS	CG	SHO	GF	SV	IP	H	AB	TBF	R	ER	HR	SH	SF	HB	BB	IB	SO	WP	BK
Alfano, Jeff	0-1	.000	9.45	6	0	0	0	0	0	6.2	9	29	40	8	7	2	0	0	2	9	1	3	2	0
Bonser, Boof	8-6	.571	2.88	23	23	0	0	0	0	128.1	89	457	537	44	41	9	1	2	7	70	0	139	7	1
*Brous, Dave	2-1	.667	10.80	11	0	0	0	3	0	13.1	12	48	71	21	16	1	0	1	5	17	1	8	1	0
Brown, Elliot	1-2	.333	4.91	6	6	0	0	0	0	29.1	30	115	128	19	16	0	0	1	1	11	0	13	1	0
Clark, Jeff	12-3	.800	2.06	21	21	1	0	0	0	140.0	118	527	553	37	32	10	2	0	6	18	0	129	2	0
Cozier, Vance	3-3	.500	3.90	11	11	0	0	0	0	64.2	72	249	283	29	28	8	2	6	4	22	0	35	1	0
Cram, Josh	0-0	.000	3.38	2	0	0	0	1	0	2.2	5	12	15	1	1	0	0	0	1	2	2	3	0	0
*Gavelek, Brad	3-3	.500	4.74	46	0	0	0	15	1	79.2	88	308	346	49	42	8	5	1	2	30	5	56	2	1
Gomes, Tony	3-2	.600	5.98	16	5	0	0	6	0	46.2	62	195	214	34	31	5	1	2	0	16	0	41	4	1
Gregg, James	1-2	.333	2.16	5	0	0	0	1	0	8.1	9	36	43	7	2	1	0	0	0	7	1	1	0	0
Gross, Kyle	0-0	.000	6.75	4	0	0	0	0	0	5.1	5	19	33	4	4	0	1	0	2	11	0	5	1	0
*Hannaman, Ryan	0-0	.000	3.00	1	1	0	0	0	0	6.0	3	19	23	2	2	1	1	0	0	3	0	7	0	0
Lara, Nelson	5-4	.556	3.29	20	13	0	0	1	0	82.0	64	301	355	37	30	7	6	0	3	45	3	72	4	3
*Lowry, Noah	6-5	.545	2.15	15	12	0	0	0	0	58.2	38	204	229	21	14	4	1	1	3	20	0	62	1	0
Markert, Jackson	3-8	.273	5.61	41	0	0	0	35	12	59.1	73	238	268	40	37	4	5	1	1	23	2	41	3	1
Montes, Albert	2-0	1.000	2.37	24	0	0	0	20	5	30.1	26	111	123	9	8	0	1	0	1	10	3	18	2	0
Munter, Scott	0-0	.000	10.38	3	0	0	0	0	0	4.1	12	21	27	5	5	0	0	2	0	4	0	2	0	0
Nieckula, Aaron	0-0	.000	27.00	1	0	0	0	1	0	0.1	2	3	4	1	1	0	0	0	0	1	0	0	0	0
Ransom, Troy	0-4	.000	6.36	27	3	0	0	7	0	63.2	85	271	297	55	45	10	1	2	4	19	1	24	2	2
Riguero, Rafael	6-11	.353	4.22	25	25	0	0	0	0	130.0	133	502	577	66	61	14	2	4	3	66	3	87	16	2
Spehs, R.D.	6-6	.500	3.66	47	0	0	0	19	11	83.2	86	322	364	36	34	13	5	2	3	32	2	80	3	1
*Thomas, John	1-5	.167	6.08	11	11	0	0	0	0	40.0	56	170	194	32	27	7	2	0	0	22	1	29	1	1
*Threets, Erick	0-1	.000	6.67	26	0	0	0	4	0	28.1	23	102	136	24	21	2	2	1	3	28	1	43	6	1
Uzzell, Todd	2-2	.500	5.33	7	5	0	0	1	0	25.1	29	105	120	17	15	0	1	1	1	12	0	15	4	2
*Velazquez, Elhi	1-2	.333	6.47	35	4	0	0	11	1	65.1	81	266	323	55	47	9	2	7	5	43	6	81	6	1
Yacco, Anthony	3-1	.750	3.63	23	0	0	0	11	2	39.2	36	149	175	23	16	1	3	1	7	14	1	33	5	0

* left-handed * switch hitter

Hagerstown Suns

Single-A, South Atlantic League



Mike Ramsey – Manager

Returns for 2nd season with Giants' organization, having also guided Suns in 2002...has served as minor league coach or manager since 1990, working for St. Louis Cardinals, San Diego Padres and Tampa Bay Devil Rays...most recently served as skipper for Tampa's double-A affiliate at Orlando, piloting Rays in 2000 and 2001...prior to working with Tampa Bay, guided Padres affiliates at triple-A Las Vegas in 1999, double-A Mobile in 1997-98 and single-A Clinton in 1996...both years with Mobile BayBears, led club to Southern League playoffs, including SL championship in 1998...for his efforts, was named SL Manager of the Year that season...began his coaching career in 1990 with Cardinals single-A Peoria club, while beginning his managerial career in 1991 with Red Birds single-A Springfield squad...also skippered Springfield in 1993, as well as St. Louis affiliates at single-A Savannah in 1992 and single-A St. Petersburg in 1994...a former infielder, he played 11 seasons professionally, including seven at the big league level with the Cardinals (1980-84), Montreal Expos (1984) and Los Angeles Dodgers (1985)...finished with a career .240 batting average (189-for-786) in 394 ML contests...was member of St. Louis' 1982 World Series championship team...resides in Largo, FL...

Bob Stanley – Pitching Coach

Makes his Giants' coaching debut in 2003, having come to organization after working previous 6 years in Mets' farm system...was pitching coach at double-A Binghamton last 2 years, at single-A Pittsfield in 2000, also previously at Binghamton in 1999 and at single-A St. Lucie in 1998...made coaching debut with Pittsfield in 1997 and helped guide staff to 2nd lowest ERA in league and to New York-Penn League title...as player, spent 13 seasons in majors with Boston Red Sox where he compiled 117-97 record with 132 saves and 3.64 ERA as both starter and reliever...is only member of Red Sox to compile 100 wins and 100 saves...was member of 1986 American League Champions and ranks 1st in Boston history among pitchers in games (637), saves and relief victories (85)...was twice an AL All-Star (1979 and 1983) and was inducted into Red Sox Hall-of-Fame in 2000...resides in Wenham, MA...

William Aviles – Hitting Coach

Begins his 1st campaign with Giants' organization in 2003, having previously worked in Cleveland Indians farm system...spent 5 seasons as coach with Indians, serving at rookie-level Burlington in 2002, single-A Mahoning Valley in 2000 and 2001 and at single-A Watertown in 1998 and 1999...before joining Tribe, played professionally in New York-Penn League from 1989-1990 in Yankees' system...following playing career, joined baseball staff at Osceola (FL) High School as assistant coach from 1991-1997...also served as associate scout with Indians from 1997-1998...graduated from University of South Alabama with Finance degree...resides in Kissimmee, FL...

Katsunori Masumoto – Athletic Trainer

Begins 3rd full-time campaign with organization, his 2nd with the Suns...was also head trainer at single-A San Jose in 2001, after beginning career with Giants helping major league club as intern in 1999 and 2000...native of Funabashi, Japan, originally came to the United States in 1997...studied Kinesiology while attending Foothill (Los Altos, CA) College...graduated from Obirin University (Tokyo, Japan), earning English degree...resides in Scarborough, ME...

Hagerstown Suns (South Atlantic League)

2002 Regular Season Record: 63-77

BATTERS	GI																—GAMES BY POSITION—												
	AVG	G	AB	R	H	TB	2B	3B	HR	RBI	SH	SF	HP	BB	IB	SO	SB	CS	DP	SLG	OBP	1B	2B	3B	SS	OF	C	E	
Alexander, Kevin	.288	97	358	59	103	139	24	0	4	28	1	3	2	44	0	65	12	5	6	.388	.366	10	43	8	14	0	0	18	
Anderson, Keith	.288	47	153	20	44	65	12	0	3	20	0	1	0	15	1	34	0	1	2	.425	.349	0	0	1	0	0	39	8	
Benavidez, Julian	.265	125	465	58	123	192	32	2	11	72	0	3	5	49	3	148	5	2	5	.413	.339	0	0	118	0	0	0	43	
Cabrera, Leonel	.162	37	117	13	19	20	1	0	0	5	3	1	2	7	0	15	4	1	4	.171	.220	0	8	0	30	0	0	5	
*Carter, Bryan	.242	119	476	62	115	180	22	2	13	61	1	2	19	36	0	114	22	9	4	.378	.319	0	0	0	1	117	0	6	
Cordido, Julio	.260	55	196	24	51	72	7	1	4	18	5	0	1	18	0	30	6	3	6	.367	.326	10	6	9	0	2	0	4	
D'Jesus, Francisco	.118	17	51	5	6	9	3	0	0	9	1	1	2	2	0	17	0	0	2	.176	.179	0	0	0	0	0	0	8	0
Florence, Branden	.303	109	426	63	129	198	30	3	11	63	0	6	6	31	1	32	9	7	10	.465	.354	0	0	0	0	0	54	0	3
Garrido, Tomas	.277	48	141	18	39	46	3	2	0	13	3	1	0	11	1	18	2	2	5	.326	.327	0	5	5	37	0	0	9	
*Huntingford, Matt	.176	10	34	1	6	7	1	0	0	0	0	0	0	2	0	8	0	0	0	.206	.222	0	0	0	0	7	0	0	
Knoedler, Justin	.257	86	280	32	72	107	16	2	5	33	2	3	4	37	0	56	6	5	8	.382	.349	0	0	0	0	0	0	83	15
*McDowell, Arturo	.173	54	202	25	35	51	6	2	2	14	3	2	3	19	0	54	9	8	4	.252	.252	0	0	0	0	0	54	0	3
#McMains, Derin	.242	83	330	44	80	113	11	2	6	32	2	4	4	31	1	28	14	3	6	.342	.312	0	81	0	1	0	0	8	
Mayer, Rob	.273	126	447	51	122	170	24	0	8	37	4	2	11	32	0	95	6	1	12	.380	.335	0	0	0	0	0	121	0	6
#Miranda, Miguel	.263	70	217	25	57	64	2	1	1	25	10	2	1	17	0	26	4	1	2	.295	.316	0	0	0	69	0	0	16	
*Turco, Anthony	.311	15	45	5	14	17	0	1	1	5	0	0	0	6	0	10	0	0	0	.378	.392	0	0	0	0	0	14	3	
Von Schell, Tyler	.240	130	483	54	116	176	16	1	14	69	0	3	10	54	2	126	3	0	9	.364	.327	121	0	0	0	0	0	10	
Walker, Mark	.204	72	230	28	47	77	10	1	6	21	3	0	6	37	0	85	4	3	8	.335	.330	0	0	0	0	0	72	0	5

PITCHERS	W-L	PCT	ERA	G	GS	CG	SHO	GF	SV	IP	H	AB	TBF	R	ER	HR	SH	SF	HB	BB	IB	SO	WP	BK
Benjamin, Petersen	2-8	.200	5.83	13	13	0	0	0	0	58.2	90	259	284	55	38	6	2	3	5	15	0	32	4	0
*Burres, Brian	5-10	.333	4.75	32	16	0	0	4	1	119.1	114	452	522	78	63	15	4	4	9	53	0	119	8	1
Cram, Josh	1-0	1.000	6.20	17	0	0	0	7	0	24.2	36	107	121	17	17	2	1	0	2	11	0	9	4	0
Gregg, James	5-3	.625	5.77	24	0	0	0	11	1	34.1	47	145	157	24	22	4	1	0	2	9	1	19	2	0
Gross, Kyle	2-4	.333	8.22	18	7	0	0	4	0	38.1	35	136	205	48	35	1	3	2	9	54	0	27	17	0
Guzman, Leiby	6-2	.750	4.35	44	0	0	11	2	80.2	95	327	359	47	39	6	1	3	1	27	2	66	5	0	
*Hannaman, Ryan	7-6	.538	2.80	24	24	1	0	0	0	131.2	129	504	563	54	41	9	5	2	5	46	0	145	9	2
Hixson, David	0-2	.000	9.39	5	0	0	0	0	0	7.2	11	34	36	10	8	2	0	0	0	2	0	5	1	0
*Liriano, Francisco	3-6	.333	3.49	16	16	0	0	0	0	80.0	61	291	330	45	31	6	4	3	0	31	0	85	4	0
Lopez, Nelson	0-0	.000	27.00	1	0	0	0	0	0	1.0	4	7	8	3	3	0	0	0	0	1	0	2	1	0
*Meaux, Ryan	4-3	.571	2.63	44	0	0	0	36	17	54.2	41	202	217	22	16	1	1	0	2	12	1	44	1	0
Miller, Benji	1-1	.500	4.87	12	0	0	0	6	1	20.1	25	81	93	11	11	2	0	2	2	8	0	17	2	0
Montes, Albert	3-2	.600	3.62	28	0	0	0	18	3	37.1	38	148	165	19	15	6	1	1	3	12	1	35	5	1
*Padgett, Daniel	0-1	.000	4.31	27	0	0	0	15	3	48.0	48	181	207	31	23	4	3	2	2	18	2	41	2	2
Pannons, Anthony	9-10	.474	3.11	28	28	2	1	0	0	168.0	157	635	712	73	58	7	7	3	6	61	0	116	12	1
Pavon, Julio	3-6	.333	3.26	43	8	0	0	21	10	116.0	112	439	472	54	42	5	7	3	2	21	3	90	5	2
Treadway, Brian	5-4	.556	4.39	13	13	0	0	0	0	67.2	57	244	289	37	33	8	5	1	11	28	0	68	6	1
Uzzell, Todd	4-7	.364	6.42	15	14	0	0	0	0	82.2	105	333	375	67	59	6	4	6	5	27	0	42	4	2
*Waddell, Jason	0-0	.000	6.75	4	0	0	0	2	0	6.2	6	28	30	5	5	1	0	0	1	1	0	4	0	0
Yacco, Anthony	3-2	.600	6.88	18	1	0	0	2	0	35.1	47	140	172	28	27	5	1	4	4	23	0	25	9	2

* left-handed # switch hitter

Salem-Keizer Volcanoes

Short Season, Northwest League



Jack Lind – Manager

Joins Giants' organization in 2003, marking his 31st year in professional baseball...most recently served as Major League scout for Houston Astros in 2001 and 2002, after logging 13 seasons with Pittsburgh Pirates...was on Pirates Major League staff 4 straight years, working as 3rd base coach from 1997-2000...began association with Bucs as 3rd base coach with triple-A Buffalo midway through 1988 season, before serving as minor league infield instructor in 1989 and minor league coordinator of instruction from 1990-1996...has 6 seasons of managerial experience in minors, posting 399-377 record from 1983-88...guided squads to post-season in 4 of 6 campaigns, including 3 league championships...led Angels' Redwood team to California League title in 1983 and Reds' Vermont club to back-to-back crowns in Eastern League in 1984 and 1985...in 1986, his Denver team lost a 7-game championship series to Indianapolis after winning American Association's Western Division title...managed triple-A Nashville in 1987-88...began coaching career as assistant at Arizona State University in 1981 and 1982...as player, former infielder was member of 1967 ASU National Champions with Houston in 7th round of that year's draft...logged 8 seasons in minors before appearing in 26 Major League games with Milwaukee in 1974 and 1975...after spending 1976 campaign with Albuquerque, finished his playing career in 1977 with Japan's Tokyo Yomiuri Giants...has distinction of being teammate of both Hank Aaron and Japan's all-time home run leader, Saduharu Oh...resides in Mesa, AZ...

Trevor Wilson – Pitching Coach

Former Giants hurler made coaching debut in 2000 and returns to Salem-Keizer for 4th season...tutored Northwest League's saves leader twice (Wesley Hutchison – 10 in 2001; Luke Anderson – 12 in 2000) and ERA champion twice (Jason Farmer – 1.62 in 2000; Greg Brusco – 1.99 in 2002)...retired as player following 1999 campaign...originally 8th round draft pick by San Francisco in 1985, former southpaw hurler pitched 9 seasons in majors while compiling career mark of 41-46 and 3.87 ERA in 169 appearances with Giants (1988-95) and Anaheim Angels (1998)...had career cut short due to arm ailments, sitting out entire 1996 and '97 campaigns before making comeback with Angels in '98...top season in majors was in 1991, going 13-11 with 3.56 ERA in 44 appearances (29 starts) and 202.0 innings pitched...eliminated Los Angeles from NL West race in final start that year, tossing 2-hit, 4-0 shutout victory Oct. 5 at Candlestick...pitched in Yankees minor league system in '99 (3-2 with 3.56 ERA in 19 appearances at triple-A Columbus), after going to Spring Training with San Francisco earlier in year...is Oregon native, having prepped at Oregon City High School and attended Oregon State University...resides in Oregon City, OR...

Joe Strain – Hitting Coach

Returns to coaching ranks in 2003, after last doing so in Salem-Keizer's inaugural campaign of 1997...will continue his scouting duties of Rockies Mountain and Arizona regions, area he has covered since 1990...other coaching duties include 1984 season at then short-season Everett affiliate...also managed Everett club from 1985-89...former infielder played professionally for 8 years, including at Major League level with Giants (1979-80) and Chicago Cubs (1981)...graduated from Northern Colorado University with dual degree in physical education and business...resides in Englewood, CO...

Rene Velazquez – Athletic Trainer

Starts 4th year with San Francisco organization, his 2nd season with Volcanoes...worked initial 2 years with club at single-A San Jose (2000-2001)...prior to joining Giants, served as training staff intern for Florida Marlins' Brevard County affiliate in 1999...also was student athletic trainer at Barry University from 1996-99...is 1999 graduate of Barry University with B.S. in Sports Medicine/Athletic Training...is former player, earning all-conference honors as 2nd baseman for Miami Dade Community College in 1996...was captain of Miami Dade team where he played from 1994-96, and later Barry University squad (1996-98)...resides in Miami, FL...

Salem-Keizer Volcanoes (Northwest League)

2002 Regular Season Record: 41-35

BATTERS	GI																—GAMES BY POSITION—												
	AVG	G	AB	R	H	TB	2B	3B	HR	RBI	SH	SF	HP	BB	IB	SO	SB	CS	DP	SLG	OBP	1B	2B	3B	SS	OF	C	E	
#Belli, Derek	.233	31	86	9	20	31	3	1	2	17	0	2	1	13	0	20	0	1	1	.360	.333	23	0	0	0	0	0	0	0
Billler, Dayton	.200	19	45	5	9	12	3	0	0	7	1	0	0	10	0	10	1	1	1	.267	.345	0	0	0	0	0	19	3	
Cabrera, Leonel	.242	44	120	18	29	39	5	1	1	8	1	0	1	8	1	22	1	3	0	.325	.295	0	16	2	19	2	0	5	
Dryer, Matthew	.253	41	146	21	37	57	3	1	5	21	0	6	7	14	0	41	4	0	0	.390	.335	5	0	33	0	0	0	7	
Holm, Steven	.172	50	128	15	22	26	4	0	0	11	4	2	0	15	0	16	0	0	4	.203	.255	1	0	0	0	0	48	3	
*Hornostaj, Aaron	.429	4	14	4	6	6	0	0	0	3	0	0	0	3	0	5	1	0	0	.429	.529	0	0	1	2	0	0	4	
*Ishikawa, Travis	.307	23	88	14	27	34	2	1	1	17	1	1	1	5	0	22	1	1	2	.386	.347	22	0	0	0	0	0	4	
Jernigan, Karl	.287	34	94	14	27	36	6	0	1	10	3	2	1	6	1	17	3	1	3	.383	.330	0	0	0	0	0	32	0	
Kelly, Kevin	.100	15	50	6	5	6	1	0	0	2	1	0	0	7	0	13	0	0	1	.120	.211	0	0	15	0	0	0	3	
*Lewis, Fred	.322	58	239	43	77	95	9	3	1	23	1	0	3	26	1	58	9	6	1	.397	.396	0	0	0	0	0	53	4	
*Maestres, Peter	.273	60	165	20	45	67	9	2	3	18	1	4	1	9	0	38	4	3	3	.406	.307	0	0	7	0	27	0	2	
#Ortmeier, Daniel	.292	49	195	32	57	83	9	1	5	31	0	2	1	18	1	37	3	0	5	.426	.352	0	0	0	0	37	0	1	
#Pinango, Ever	.227	28	22	3	5	5	0	0	0	5	1	1	0	1	0	4	0	2	1	.227	.250	0	0	0	0	20	0	0	
Pinon, Alex	.265	46	117	20	31	40	6	0	1	11	5	2	2	14	0	20	2	1	1	.342	.348	0	14	24	1	0	0	10	
*Santana, Manny	.179	27	67	3	12	16	4	0	0	6	0	2	0	4	0	9	0	0	0	.239	.219	0	0	0	0	0	14	1	
Sobieraj, Aaron	.283	67	237	28	67	100	19	4	2	27	2	2	1	28	0	30	2	2	3	.422	.358	0	52	0	0	0	0	21	
*Sosa, Carlos	.500	4	6	4	3	7	1	0	1	3	0	1	0	5	0	2	0	1	0	1.167	.667	0	0	0	0	0	3	0	
*Stone, David	.281	65	199	37	56	71	3	0	4	21	12	0	7	47	0	27	4	2	2	.357	.435	26	0	0	0	33	0	7	
*Turco, Anthony	.132	15	28	2	5	5	0	0	0	2	1	0	1	3	0	8	0	0	0	.132	.214	0	0	0	0	0	15	4	
Wald, Jake	.241	64	228	30	55	72	7	2	2	24	7	1	5	23	1	43	2	3	0	.316	.303	0	0	0	62	0	0	15	
Walter, Randy	.287	69	258	26	74	111	11	4	6	40	2	1	2	20	0	59	6	3	6	.430	.342	0	0	0	0	64	0	2	
*Williams, Jon	.286	26	77	13	22	29	4	0	1	11	0	0	5	11	1	10	0	1	2	.377	.409	0	0	0	0	0	3	1	
Zuniga, Tony	.231	4	13	1	3	4	1	0	0	2	0	1	1	4	0	0	0	0	0	.308	.421	0	0	3	0	0	0	0	

PITCHERS	W-L	PCT	ERA	G	GS	CG	SHO	GF	SV	IP	H	AB	TBF	R	ER	HR	SH	SF	HB	BB	IB	SO	WP	BK
Bruso, Greg	4-3	.571	1.99	14	13	0	0	1	0	81.1	58	288	319	23	18	5	2	4	7	17	0	78	1	0
Correia, Kevin	2-2	.500	4.54	10	8	0	0	1	0	37.2	37	144	163	20	19	1	1	1	3	14	0	31	1	0
Cram, Josh	0-1	.000	8.10	16	0	0	0	8	0	13.1	17	55	68	12	12	2	0	2	2	9	0	13	2	0
Garcia, James	1-3	.250	2.08	14	0	0	0	10	4	17.1	9	61	71	5	4	2	1	2	1	6	1	24	2	1
*Habel, Josh	2-2	.500	6.00	16	7	0	0	1	0	48.0	57	179	209	35	32	2	2	3	0	24	3	33	3	0
Hensley, Clay	7-0	1.000	2.53	15	15	1	0	0	0	81.2	72	306	337	31	23	3	2	1	3	25	0	84	6	1
Hixson, David	0-0	.000	3.38	3	0	0	0	2	0	5.1	7	20	24	3	2	0	0	2	0	2	0	3	0	0
*Jefferson, Andrew	2-2	.500	3.81	23	0	0	0	5	1	28.1	27	111	119	12	12	1	0	0	0	8	0	39	1	0
Lopez, Nelson	0-1	.000	6.23	5	0	0	0	1	0	4.1	3	17	26	5	3	0	0	0	3	6	0	1	3	0
*Matos, Raymond	0-2	.000	4.05	18	0	0	0	5	0	26.2	23	102	119	15	12	1	3	0	2	11	0	18	1	0
Mitchell, Ben	2-4	.333	2.16	25	0	0	0	22	10	25.0	14	88	111	7	6	1	3	0	3	17	3	26	1	0
Munter, Scott	1-1	.500	6.98	10	4	0	0	1	0	29.2	33	115	141	24	23	0	1	3	2	20	0	20	3	1
Nelson, Luke	7-0	1.000	1.87	14	0	0	0	4	1	43.1	28	149	166	9	9	1	4	0	4	9	0	33	2	0
Palmer, Matt	3-2	.600	1.84	16	9	0	0	3	0	53.2	44	190	217	15	11	0	0	1	3	23	0	49	5	0
Schmidt, Jeremy	1-1	.500	4.38	9	0	0	0	3	0	12.1	12	47	59	7	6	0	2	1	1	8	0	13	1	0
Serrato, Juan	2-3	.400	7.04	9	0	0	0	2	0	15.1	17	61	76	18	12	3	3	1	1	10	0	19	5	1
*Waddell, Jason	0-2	.000	5.40	11	2	0	0	4	0	20.0	19	70	82	12	12	2	0	0	2	10	0	13	2	0
Woolard, Glenn	3-2	.600	2.96	17	11	0	0	0	0	67.0	51	246	289	26	22	3	2	3	6	32	3	75	4	0
Yacco, Anthony	0-1	.000	0.00	2	0	0	0	0	0	4.1	3	18	24	3	0	0	0	0	0	6	1	4	1	0

* left-handed # switch hitter

Arizona Giants

Arizona Rookie League



Bert Hunter – Manager

Returns for 6th season with Giants organization, marking his 2nd year as manager for Arizona League squad...served as hitting coach at single-A Hagerstown in 2001, after having worked in same capacity previous 3 campaigns at short-season Salem-Keizer (1998-2000)...prior to joining Giants, served as coach in Houston Astros system including at double-A Jackson in 1997...played professionally for 9 seasons with Astros (1985-91) and New York Mets (1992-93) organizations...was originally 2nd round selection by Houston in 1985 draft...resides in Salem, OR...

Maximo Leon – Pitching Coach

Begins his 3rd season with Giants organization in 2003 and 3rd as pitching coach for club's rookie level Arizona affiliate...previously coached in Los Angeles Dodgers system, working at rookie-level Great Falls in 1998 and short-season Yakima in 1999...won over 250 games in Mexican League as right-handed hurler, earning selection into Hall of Fame...pitched five seasons for Atlanta Braves farm system, beginning in 1974...resides in Hermosillo, Sonora, Mexico...

Leo Garcia – Hitting Coach

Will open his 4th season with Giants organization in 2003, working with hitters for club's rookie level Arizona affiliate for 3rd straight season...began San Francisco career as coach with Dominican League Santo Domingo squad in 2000...is former outfielder who played with Chicago White Sox, Cincinnati Reds, Detroit Tigers and Kansas City Royals organizations, as well as in Taiwan and Mexico...saw big league action with Reds in 1987 and '88, batting lifetime .172 with 1 home run in 54 ML contests...is native of Santiago, DR and currently resides in Hamilton, OH...

Ben Potenziano – Athletic Trainer

Returns to organization after spending previous 4 years as assistant athletic trainer at University of Maine at Orono...in initial Giants' stint, was head trainer at short-season Bellingham (1995), single-A San Jose (1996) and then double-A affiliate Shreveport (1997-98)...in 1997, earned Texas League Trainer of Year honors...began career as graduate assistant at University of Maine at Orono working with football and men's basketball...graduate of University of Maine at Farmington with B.S. in Community Health Education...earned master's degree in exercise science in fall of 1995...resides in Chandler, AZ...

Arizona Giants (Arizona League)

2002 Regular Season Record: 33-23

BATTERS	GI																—GAMES BY POSITION—											
	AVG	G	AB	R	H	TB	2B	3B	HR	RBI	SH	SF	HP	BB	IB	SO	SB	CS	DP	SLG	OBP	1B	2B	3B	SS	OF	C	E
#Abreu, Johany	.257	33	113	17	29	37	4	2	0	12	0	2	2	10	0	24	5	1	0	.327	.323	0	17	0	13	0	0	11
Buller, Dayton	.250	33	112	23	28	39	5	3	0	15	0	1	3	16	0	38	2	2	0	.348	.356	0	0	0	0	0	9	3
Ciesluk, Chris	.206	43	141	20	29	40	7	2	0	17	4	2	4	11	0	38	6	2	3	.284	.278	0	0	42	0	0	0	15
Columbus, Jason	.280	42	168	21	47	73	12	1	4	23	0	2	3	12	0	40	0	2	3	.435	.335	32	0	0	0	0	0	2
Diaz, Randor	.292	48	185	24	54	71	3	4	2	22	0	1	1	10	1	23	6	2	6	.384	.330	3	0	1	0	42	0	5
Dryer, Matthew	.438	4	16	3	7	8	1	0	0	5	0	1	1	0	4	1	0	0	0	.500	.474	2	0	1	0	0	0	2
German, Carlos	.209	31	86	16	18	29	3	1	2	14	0	1	2	13	0	34	6	0	0	.337	.324	0	0	0	0	29	0	3
*Hornostaj, Aaron	.291	53	199	33	58	76	11	2	1	27	4	2	2	28	0	43	12	3	2	.382	.381	0	18	2	31	0	0	8
*Ishikawa, Travis	.279	19	68	10	19	30	4	2	1	10	0	0	2	7	1	20	7	0	1	.441	.364	12	0	0	0	4	0	1
Martinez, Joan	.063	11	16	2	1	1	0	0	0	1	0	0	0	1	0	3	0	0	1	.053	.118	0	0	0	0	1	6	0
#Morillo, Roberto	.288	22	59	14	17	23	1	1	1	11	1	2	2	8	0	15	5	1	0	.390	.380	0	15	0	2	0	0	6
Munhall, Brian	.297	46	175	25	52	65	9	2	0	23	0	3	3	11	1	25	5	1	8	.371	.344	0	0	0	0	1	39	2
Paulino, Adalberto	.263	43	175	23	46	64	7	4	1	18	0	1	2	6	0	26	7	2	2	.366	.293	0	0	0	0	41	0	2
Sanchez, Ivan	.195	15	41	5	8	10	2	0	0	3	0	0	0	2	0	17	0	0	1	.244	.233	0	0	0	0	14	0	1
*Santana, Wener	.253	47	182	36	46	64	3	3	3	29	4	1	1	20	0	39	3	5	3	.352	.328	4	13	14	15	0	0	15
*Sosa, Carlos	.316	54	209	42	66	104	11	6	5	33	1	2	4	21	1	52	10	6	3	.498	.386	5	0	0	0	48	0	3
*Turco, Anthony	.364	5	11	3	4	7	1	1	0	4	0	0	1	4	0	2	0	1	0	.636	.563	0	0	0	0	0	3	0
*Williams, Jon	.313	10	32	9	10	18	1	2	1	5	1	0	0	2	0	2	0	0	1	.563	.353	0	0	0	0	0	8	1

PITCHERS	GI																—GAMES BY POSITION—								
	W-L	PCT	ERA	G	GS	CG	SHO	GF	SV	IP	H	AB	TBF	R	ER	HR	SH	SF	HB	BB	IB	SO	WP	BK	
Benjamin, Peterson	0-0	.000	0.00	1	0	0	0	0	0	2.0	0	7	7	0	0	0	0	0	0	0	0	0	2	0	0
Cain, Matthew	0-1	.000	3.72	8	7	0	0	0	0	19.1	13	66	83	10	8	1	0	2	4	11	0	20	3	0	
*English, Jesse	4-1	.800	2.68	12	12	0	0	0	0	47.0	33	170	195	17	14	2	0	0	7	18	0	68	2	1	
*Fernandez, Gilberto	0-0	.000	2.70	7	0	0	0	3	1	6.2	7	26	30	2	2	0	0	0	1	3	0	4	3	0	
Garcia, James	0-0	.000	0.75	10	0	0	0	7	3	12.0	4	37	42	1	1	0	0	0	1	4	0	18	0	0	
Garcia, Ruddy	1-2	.333	3.35	15	6	0	0	1	0	43.0	46	169	189	27	16	3	0	1	0	19	0	32	0	0	
Hernandez, Armando	4-3	.571	4.18	18	0	0	0	5	0	28.0	34	119	130	20	13	2	1	3	1	6	0	29	2	0	
Hixson, David	1-1	.500	4.26	5	0	0	0	0	0	6.1	8	27	27	3	3	0	0	0	0	0	0	4	0	0	
Jaquez, Eddi	4-2	.667	4.65	13	13	0	0	0	0	62.0	63	237	268	35	32	3	1	5	3	22	0	51	1	1	
Lara, Nelson	0-0	.000	0.00	2	0	0	0	0	0	3.2	2	13	16	0	0	0	0	0	0	3	0	2	2	0	
Magallanes, Fidel	0-0	.000	22.09	4	0	0	0	2	0	3.2	2	13	22	9	9	0	0	0	1	8	0	5	1	0	
Moreno, Anthony	1-1	.500	3.80	16	1	0	0	1	0	23.2	24	92	99	11	10	1	1	0	0	6	1	17	1	1	
Nacar, Leslie	2-1	.667	3.29	18	0	0	0	5	0	27.1	23	104	114	12	10	2	0	1	2	7	0	25	2	1	
Portorreal, Carlos	6-2	.750	3.00	14	14	0	0	0	0	72.0	60	259	295	31	24	1	1	5	8	22	0	64	6	4	
Ramirez, Rafael	2-5	.286	5.03	13	3	0	0	0	0	39.1	43	154	178	36	22	2	2	5	1	16	0	25	5	5	
*Rendon, Yosy	0-2	.000	5.74	16	0	0	0	5	0	15.2	10	53	75	12	10	0	2	2	2	16	0	25	2	0	
Schmidt, Jeremy	1-0	1.000	0.00	12	0	0	0	9	7	13.1	12	50	51	0	0	0	0	0	1	0	0	11	1	0	
Solis, Hairo	1-1	.500	4.68	16	0	0	0	3	0	25.0	36	108	119	21	13	1	0	1	3	7	0	10	7	0	
St. Amand, Reuben	0-0	.000	3.86	6	0	0	0	1	0	7.0	8	30	34	5	3	0	0	1	2	1	0	4	2	0	
Stirm, Brian	2-1	.667	4.32	14	0	0	0	5	2	16.2	15	63	70	9	8	3	0	0	1	6	1	18	2	0	
Villanueva, Carlos	4-0	1.000	0.59	19	0	0	0	9	3	30.1	24	109	113	3	2	1	0	0	1	3	0	23	0	0	

2002 Post Season Record: 0-1

BATTERS	GI																—GAMES BY POSITION—											
	AVG	G	AB	R	H	TB	2B	3B	HR	RBI	SH	SF	HP	BB	IB	SO	SB	CS	DP	SLG	OBP	1B	2B	3B	SS	OF	C	E
#Abreu, Johany	.000	1	1	0	0	0	0	0	0	0	0	0	0	0	0	0	0	0	0	.000	.000	0	0	0	0	0	0	0
Columbus, Jason	.333	1	3	0	1	1	0	0	0	0	0	0	0	1	1	0	0	0	0	.333	.500	1	0	0	0	0	0	0
Diaz, Randor	.500	1	4	0	2	2	0	0	0	0	0	0	0	0	0	0	0	0	0	.500	.500	0	0	0	0	1	0	0
German, Carlos	.250	1	4	0	1	1	0	0	0	0	0	0	0	0	2	0	0	0	0	.250	.250	0	0	0	0	1	0	0
*Hornostaj, Aaron	.400	1	5	0	2	2	0	0	0	0	0	0	0	0	0	0	0	0	0	.400	.400	0	0	0	1	0	0	0
#Morillo, Roberto	.000	1	2	0	2	3	1	0	0	0	1	0	0	0	0	0	0	0	0	1.500	1.000	0	1	0	0	0	0	0
Munhall, Brian	.250	1	4	0	1	1	0	0	0	0	0	0	0	0	0	0	0	0	0	.250	.250	0	0	0	0	0	1	0
#Santana, Wener	.000	1	5	0	0	0	0	0	0	0	0	0	0	0	1	0	0	0	0	.000	.000	0	0	1	0	0	0	1
*Sosa, Carlos	.333	1	3	0	1	2	1	0	0	0	0	0	0	1	0	1	0	0	0	.667	.500	0	0	0	0	1	0	0
*Turco, Anthony	.000	1	4	1	0	0	0	0	0	0	0	0	0	0	1	0	0	0	0	.000	.000	0	0	0	0	0	0	0

PITCHERS	GI																—GAMES BY POSITION—								
	W-L	PCT	ERA	G	GS	CG	SHO	GF	SV	IP	H	AB	TBF	R	ER	HR	SH	SF	HB	BB	IB	SO	WP	BK	
Cain, Matthew	0-0	.000	13.50	1	0	0	0	1	0	0.2	2	4	4	1	1	0	0	0	0	0	0	0	0	0	0
*English, Jesse	0-0	.000	0.00	1	1	0	0	0	0	5.1	1	17	20	0	0	0	0	0	0	0	3	0	6	0	0
Nacar, Leslie	0-1	.000	9.00	1	0	0	0	0	0	2.0	2	8	8	2	2	0	0	0	0	0	0	2	0		



The Triple-A Grizzlies line the rail of their brand-new dugout inside their brand-new Fresno stadium.

Giants #1 June Draft Picks

1965—Alan Gallagher (IF)	1984—Alan Cockrell (OF)
1966—Bob Reynolds (RHP)	1985—Will Clark (IF)
1967—Dave Rader (C)	1986—Matt Williams (IF)
1968—Gary Matthews (OF)	1987—Mike Remlinger (LHP)
1969—Mike Phillips (IF)	1988—Royce Clayton (IF)
1970—John D'Acquisto (RHP)	1989—Steve Hosen (OF)
1971—Frank Riccelli (LHP)	1990—Adam Hyzdu (OF)
1972—Rob Dressler (RHP)	1991—None
1973—Johnnie LeMaster (IF)	1992—Calvin Murray (OF)
1974—Terry Lee (IF)	1993—Steve Soderstrom (RHP)
1975—Ted Barnicle (LHP)	1994—Dante Powell (OF)
1976—Mark Kuecker (IF)	1995—Joe Fontenot (RHP)
1977—Craig Landis (IF)	1996—Matt White (RHP)
1978—Bob Cummings (C)	1997—Jason Grilli (RHP)
1979—Scott Garrelts (RHP)	1998— Tony Torcato (IF)
1980—Jessie Reid (OF)	1999— Kurt Ainsworth (RHP)
1981—Mark Grant (RHP)	2000— Boof Bonser (RHP)
1982—Steve Stanicek (IF)	2001— Brad Hennessey (RHP)
1983—Jeff Robinson (RHP)	2002— Matt Cain (RHP)

2003 Giants Minor League Players

ABREU, Johany

IF

Born: April 3, 1984, San Cristobal, DR
Bats: Both **Throws:** Right **Resides:** San Cristobal, DR
Height: 6-0 **Weight:** 150
How Obtained: Signed by Giants as non-drafted free agent, Sept. 17, 2001.
First Pro Year: 2002

Year	Club	AVG	G	AB	R	H	2B	3B	HR	RBI	SH	SF	HP	BB	SO	SB	CS	E
2002	ARL-Giants	.257	33	113	17	29	4	2	0	12	0	2	2	10	24	5	1	5

ACOSTA, Kelyn

RHP

Born: April 24, 1985, Azua, DR
Bats: Right **Throws:** Right **Resides:** Azua, DR
Height: 6-1 **Weight:** 170
How Obtained: Signed by Giants as non-drafted free agent, March 6, 2002.
First Pro Year: 2002

Year	Club	W-L	ERA	G	GS	CG	SHO	SV	IP	H	R	ER	HR	HB	BB	SO	WP	BK
2002	DSL-Giants	5-7	3.40	17	16	2	0	0	84.2	80	52	32	9	4	22	64	8	0

ALEXANDER, Kevin

IF

Born: September 15, 1980, Eugene, OR
Bats: Right **Throws:** Right **Resides:** Eugene, OR
Height: 5-10 **Weight:** 162
How Obtained: Giants #26 selection in June, 1999 draft. Signed by Matt Nerland.
First Pro Year: 2000

Graduated from North Eugene (OR) High School...attended Modesto (CA) Junior College...single.

Year	Club	AVG	G	AB	R	H	2B	3B	HR	RBI	SH	SF	HP	BB	SO	SB	CS	E
2000	ARL-Giants	.419	14	43	8	18	1	0	1	8	2	0	0	9	5	4	1	3
	Salem-Keizer	.182	24	66	6	12	1	0	0	4	1	0	1	17	9	0	2	6
	San Jose	.167	2	6	0	1	0	0	0	0	0	0	0	1	1	0	1	0
2001	Hagerstown	.229	83	266	25	61	14	1	2	30	10	1	2	25	58	5	1	7
2002	Hagerstown	.288	97	358	59	103	24	0	4	28	1	3	2	44	65	12	5	6
Minor League Totals		.264	220	739	98	195	40	1	7	70	14	4	5	96	138	21	10	22

ANDERSON, Keith W.

C

Born: January 6, 1979, Escondido, CA
Bats: Right **Throws:** Right **Resides:** Escondido, CA
Height: 6-1 **Weight:** 205
How Obtained: Giants #27 selection in June, 2001 draft. Signed by Doug Mapson.
First Pro Year: 2001

Attended Cal-Poly San Luis Obispo University...single.

Year	Club	AVG	G	AB	R	H	2B	3B	HR	RBI	SH	SF	HP	BB	SO	SB	CS	E
2001	Salem-Keizer	.206	57	155	18	32	9	0	4	21	3	1	3	18	34	1	0	6
2002	Hagerstown	.288	47	153	20	44	12	0	3	20	0	1	0	15	34	0	1	8
	Shreveport	.000	2	60	0	0	0	0	0	0	0	0	0	0	3	0	0	0
Minor League Totals		.242	106	314	38	76	21	0	7	41	3	2	3	33	71	1	1	14

ANDERSON, Luke

RHP

Born: April 9, 1978, Gardnerville, NV
Bats: Right **Throws:** Right **Resides:** Las Vegas, NV
Height: 6-5 **Weight:** 210
How Obtained: Giants #18 selection in June, 2000 draft. Signed by Doug Mapson.
First Pro Year: 2000

Graduated from Green Valley (Henderson, NV) High School...attended UNLV...was Rolands Relief Man Award winner for California League in 2001...non-roster spring invitee to Giants' Major League camp in 2002...selected to Texas League In Season All-Star team in 2002...single.

Year	Club	W-L	ERA	G	GS	CG	SHO	SV	IP	H	R	ER	HR	HB	BB	SO	WP	BK
2000	Salem-Keizer	1-0	1.45	25	0	0	0	12	31.0	19	5	5	1	1	10	55	3	0
2001	San Jose	2-2	2.59	59	0	0	0	30	66.0	56	22	19	4	1	13	76	4	0
2002	Shreveport	2-4	2.81	26	0	0	0	11	32.0	31	10	10	1	1	13	47	4	0
Minor League Totals		5-6	2.37	110	0	0	0	96	129.0	106	37	34	6	3	36	178	11	0

BARCELO, Lorenzo Antonio**RHP**

Born: August 10, 1977, San Pedro de Macoris, DR **Resides:** San Pedro de Macoris, DR
Bats: Right **Throws:** Right **Height:** 6-4 **Weight:** 230
How Obtained: Signed by Giants as free agent, Feb. 12, 2003.
First Pro Year: 1994

Attended Sanantonio in San Pedro de Macoris, DR...was originally signed by Giants as non-drafted free agent on May 23, 1994...traded to Chicago White Sox with pitchers Bob Howry, Keith Foulke and Ken Vining, shortstop Mike Caruso and outfielder Brian Manning in exchange for pitchers Wilson Alvarez, Danny Darwin and Roberto Hernandez, July 31, 1997...made ML debut July 22, 2000 at Boston...earned 1st big league win Aug. 23, 2000 vs. Baltimore...granted free agency Nov. 15, 2002...married (Patty Salazar)...one son (Lorenzo, Jr.).

Year	Club	W-L	ERA	G	GS	CG	SHO	SV	IP	H	R	ER	HR	HB	BB	SO	WP	BK
1995	Bellingham	3-2	3.45	12	11	0	0	0	47.0	43	23	18	3	2	19	34	1	1
1996	Burlington	12-10	3.54	26	26	1	0	0	152.2	138	70	60	19	5	46	139	5	5
1997	San Jose	5-4	3.94	16	16	1	1	0	89.0	91	45	39	13	1	30	89	1	2
	Shreveport	2-0	4.02	5	5	0	0	0	31.1	30	19	14	4	0	8	20	0	2
	Birmingham	2-1	4.86	6	6	0	0	0	33.1	36	20	18	2	4	9	29	1	0
1998	ARL-White Sox	0-1	1.50	3	3	0	0	0	6.0	6	1	1	0	0	0	9	0	0
1999	ARL-White Sox	2-1	1.69	9	9	0	0	0	42.2	36	14	8	0	1	6	57	3	2
	Burlington	1-0	3.60	1	1	0	0	0	5.0	3	2	2	1	0	0	6	0	0
	Birmingham	0-1	3.60	4	4	0	0	0	20.0	14	8	8	0	1	6	14	0	0
2000	Charlotte	5-6	4.26	17	17	0	0	0	99.1	114	53	47	20	4	17	62	3	2
	Chicago (AL)	4-2	3.69	22	1	0	0	0	39.0	34	17	16	5	0	9	26	1	0
2001	Charlotte	1-0	5.40	2	0	0	0	0	5.0	6	3	3	2	0	1	5	0	0
	Chicago (AL)	1-0	4.17	17	0	0	0	0	21.0	24	13	11	1	1	8	15	1	0
2002	Chicago (AL)	0-1	9.00	4	0	0	0	0	6.0	9	6	6	1	0	1	1	0	0
	Charlotte	0-0	6.75	2	1	0	0	0	5.1	5	4	4	1	0	1	1	0	0
Minor League Totals		33-26	3.72	103	99	2	1	0	536.2	522	262	222	65	18	143	465	14	14
M.L. Totals		5-3	4.05	43	1	0	0	0	66.0	67	36	33	7	1	18	42	2	0

BATEMAN, Joe W.**RHP**

Born: May 6, 1980, Pittsfield, MA **Resides:** Pittsfield, MA
Bats: Right **Throws:** Right **Height:** 6-2 **Weight:** 170
How Obtained: Giants #32 selection in June, 2002 draft. Signed by Glenn Tufts.
First Pro Year: 2002

Attended Massachusetts College of Liberal Arts...single.

Year	Club	W-L	ERA	G	GS	CG	SHO	SV	IP	H	R	ER	HR	HB	BB	SO	WP	BK
2002	Salem-Keizer	4-3	2.86	19	7	0	0	2	63.0	55	31	20	2	2	13	51	1	2

BENAVIDEZ, Julian S.**IF**

Born: April 14, 1982, Oakland, CA **Resides:** Oakland, CA
Bats: Right **Throws:** Right **Height:** 6-2 **Weight:** 215
How Obtained: Giants #3 selection in June, 2001 draft. Signed by Matt Nerland.
First Pro Year: 2001

Attended Diablo Valley (Pleasant Hill, CA) Junior College...selected to South Atlantic League In Season All-Star team in 2002...single.

Year	Club	AVG	G	AB	R	H	2B	3B	HR	RBI	SH	SF	HP	BB	SO	SB	CS	E
2001	Salem-Keizer	.319	50	188	36	60	12	1	9	39	0	2	1	24	54	2	1	9
2002	Hagerstown	.265	125	465	58	123	32	2	11	72	0	3	5	49	148	5	2	43
Minor League Totals		.280	175	653	94	183	44	3	20	111	0	5	6	73	202	7	3	52

BERAS, Juan C.**RHP**

Born: September 24, 1982, San Pedro de Macoris, DR **Resides:** San Pedro de Macoris, DR
Bats: Right **Throws:** Right **Height:** 6-2 **Weight:** 200
How Obtained: Giants #6 selection in June, 2000 draft. Signed by Todd Thomas.
First Pro Year: 2000

Year	Club	W-L	ERA	G	GS	CG	SHO	SV	IP	H	R	ER	HR	HB	BB	SO	WP	BK
2000	DSL-Giants	1-3	3.02	16	1	0	0	1	50.2	43	24	17	2	3	27	63	4	1
2001	DSL-Giants	2-3	3.86	30	0	0	0	5	44.1	43	51	36	0	8	24	50	3	1
2002	DSL-Giants	6-1	2.86	24	1	0	0	1	34.2	36	16	11	0	2	18	44	1	0
Minor League Totals		9-7	3.26	70	2	0	0	7	129.2	122	67	47	2	13	69	157	8	2

BROWN, Elliot Ernest Gerard**RHP****Born:** June 7, 1975, Metairie, LA**Resides:** Metairie, LA**Bats:** Both **Throws:** Right**Height:** 6-2 **Weight:** 191**How Obtained:** Selected by Giants from Tampa Bay Devil Rays in minor league Rule V draft, December 11, 2000.**First Pro Year:** 1997

Attended Wallace State (Hanceville, AL) College and Auburn University...originally #6 selection by Tampa Bay in June, 1996 draft...previously #42 selection by Milwaukee Brewers in June, 1994 Draft, but did not sign...single.

Year	Club	W-L	ERA	G	GS	CG	SHO	SV	IP	H	R	ER	HR	HB	BB	SO	WP	BK
1997	Charleston-SC	5-8	4.32	33	16	0	0	3	118.2	117	73	57	11	8	45	86	12	0
1998	Charleston-SC	2-7	4.96	40	15	0	0	0	107.0	123	72	59	10	10	40	59	8	1
1999	St. Petersburg	5-3	2.67	38	0	0	0	3	57.1	44	20	17	1	3	14	42	5	0
	Orlando	0-2	7.71	10	1	0	0	0	18.2	25	18	16	2	0	12	12	3	0
2000	Orlando	3-4	4.77	45	0	0	0	1	71.2	75	44	38	5	8	24	39	5	0
	Durham	0-1	9.00	1	0	0	0	0	1.0	1	1	1	1	0	2	0	1	0
2001	Shreveport	0-8	4.50	14	10	0	0	0	62.0	77	50	31	6	2	17	28	2	1
	San Jose	3-0	0.93	5	5	0	0	0	29.0	15	3	3	1	0	7	26	1	0
	Fresno	2-2	7.86	8	7	0	0	0	34.1	61	32	30	4	4	18	21	1	0
2002	San Jose	1-2	4.91	6	6	0	0	0	29.1	30	19	16	0	1	11	13	1	0
	Shreveport	8-4	4.35	25	16	1	0	0	111.2	132	65	54	6	10	34	37	5	0
Minor League Totals		30-41	4.52	225	76	1	0	7	640.2	700	397	322	47	46	224	363	44	2

BRUSO, Gregory Burton (Greg)**RHP****Born:** May 5, 1980, Thousand Oaks, CA**Resides:** South Lake Tahoe, CA**Bats:** Right **Throws:** Right**Height:** 6-3 **Weight:** 190**How Obtained:** Giants #16 selection in June, 2002 draft. Signed by John Shafer.**First Pro Year:** 2002

Attended University of California-Davis...selected to Northwest League Post Season All-Star team in 2002...twice named Howe SportsData's Northwest League Pitcher of the Week in 2002, for July 8-14 and July 29-Aug. 4...single.

Year	Club	W-L	ERA	G	GS	CG	SHO	SV	IP	H	R	ER	HR	HB	BB	SO	WP	BK
2002	Salem-Keizer	4-3	1.99	14	13	0	0	0	81.1	58	23	18	5	7	17	78	1	0

BULLER, Dayton Ryo**C****Born:** June 22, 1981, Fresno, CA**Resides:** Oakhurst, CA**Bats:** Right **Throws:** Right**Height:** 6-0 **Weight:** 190**How Obtained:** Giants #18 selection in June, 2001 draft. Signed by Darren Wittcke.**First Pro Year:** 2002

Attended Fresno City (CA) Community College...single.

Year	Club	AVG	G	AB	R	H	2B	3B	HR	RBI	SH	SF	HP	BB	SO	SB	CS	E
2002	ARL-Giants	.250	33	112	23	28	5	3	0	15	0	1	3	16	38	2	2	3
	Salem-Keizer	.200	19	45	5	9	3	0	0	7	1	0	0	10	10	1	1	3
Minor League Totals		.236	52	157	28	37	8	3	0	22	1	1	3	26	48	3	3	6

BURRES, Brian**LHP****Born:** April 8, 1981, Oregon City, OR**Resides:** Clackamas, OR**Bats:** Left **Throws:** Left**Height:** 6-1 **Weight:** 175**How Obtained:** Giants #31 selection in June, 2000 draft. Signed by John Shafer (May 26, 2001).**First Pro Year:** 2001

Attended Mt. Hood (OR) Community College...named Howe SportsData's South Atlantic League Pitcher of the Week for May 31-June 6, 2002...single.

Year	Club	W-L	ERA	G	GS	CG	SHO	SV	IP	H	R	ER	HR	HB	BB	SO	WP	BK
2001	Salem-Keizer	3-1	3.10	14	6	0	0	1	40.2	43	20	14	2	1	11	38	5	0
2002	Hagerstown	5-10	4.75	32	16	0	0	1	119.1	114	78	63	15	9	53	119	8	1
Minor League Totals		8-11	4.33	46	22	0	0	2	160.0	157	98	77	17	10	64	157	13	1

CABRERA, Leonel**IF****Born:** January 10, 1981, Palengue, DR**Resides:** Santo Domingo, DR**Bats:** Right**Throws:** Right**Height:** 6-1**Weight:** 165**How Obtained:** Signed by Giants as non-drafted free agent, May 20, 1998.**First Pro Year:** 1998

Named to Arizona League Post Season All-Star squad in 2001...single.

Year	Club	AVG	G	AB	R	H	2B	3B	HR	RBI	SH	SF	HP	BB	SO	SB	CS	E
1998	DSL-Giants	.226	37	106	8	24	4	1	0	4	2	0	4	8	20	1	1	—
1999	DSL-Giants	.309	65	246	34	76	10	1	0	37	5	2	6	13	36	18	8	—
2000	ARL-Giants	.295	39	112	14	33	6	2	0	9	3	3	0	5	17	6	3	9
2001	ARL-Giants	.322	46	205	45	66	14	2	1	31	1	2	2	6	22	12	1	10
	Hagerstown	.300	10	30	8	9	1	0	0	1	1	0	0	1	7	3	3	0
2002	Hagerstown	.162	37	117	13	19	1	0	0	5	3	1	2	7	15	4	1	5
	Salem-Keizer	.242	44	120	18	29	5	1	1	8	1	0	1	8	22	1	3	5
Minor League Totals		.274	278	936	140	256	41	7	2	95	16	8	15	48	139	45	20	—

CAIN, Matthew T.**RHP****Born:** October 1, 1984, Dothan, AL**Resides:** Collierville, TN**Bats:** Right**Throws:** Right**Height:** 6-3**Weight:** 180**How Obtained:** Giants #1 selection (25th pick overall) in June, 2002 draft. Signed by Lee Elder.**First Pro Year:** 2002

Graduated from Houston (Germantown, TN) High School in 2002...was named Gatorade High School Player of the Year for Tennessee his senior year...single.

Year	Club	W-L	ERA	G	GS	CG	SHO	SV	IP	H	R	ER	HR	HB	BB	SO	WP	BK
2002	ARL-Giants	0-1	3.72	8	7	0	0	0	19.1	13	10	8	1	4	11	20	3	0

CARTER, Bryan**OF****Born:** February 25, 1978, Cincinnati, OH**Resides:** Frostproof, FL**Bats:** Left**Throws:** Left**Height:** 6-0**Weight:** 194**How Obtained:** Giants #42 selection in June, 2000 draft. Signed by Alan Marr.**First Pro Year:** 2000

Attended Embry-Riddle (Daytona Beach, FL) Aeronautical University...named Howe SportsData's South Atlantic League Player of the Week for July 29-Aug. 4, 2002...single.

Year	Club	AVG	G	AB	R	H	2B	3B	HR	RBI	SH	SF	HP	BB	SO	SB	CS	E
2000	Salem-Keizer	.265	63	226	24	60	8	2	3	28	2	0	3	20	37	13	3	0
2001	Hagerstown	.183	56	197	18	36	7	2	2	14	3	3	4	15	63	11	3	1
	Salem-Keizer	.223	67	238	36	53	12	1	6	31	2	1	6	22	46	13	5	4
2002	Hagerstown	.242	119	476	62	115	22	2	13	61	1	2	19	36	114	22	9	6
Minor League Totals		.232	305	1137	140	264	49	7	24	134	8	6	32	93	260	59	20	11

CIESLUK, Christopher A. (Chris)**IF****Born:** February 6, 1983, Brockton, MA**Resides:** Taunton, MA**Bats:** Right**Throws:** Right**Height:** 6-2**Weight:** 215**How Obtained:** Giants #31 selection in June, 2001 draft. Signed by Glenn Tufts.**First Pro Year:** 2001

Graduated from Taunton (MA) High School in 2001...single.

Year	Club	AVG	G	AB	R	H	2B	3B	HR	RBI	SH	SF	HP	BB	SO	SB	CS	E
2001	ARL-Giants	.253	51	170	22	43	3	3	0	17	2	2	3	17	31	4	1	9
2002	ARL-Giants	.206	43	141	20	29	7	2	0	17	4	2	4	11	38	6	2	15
Minor League Totals		.232	94	311	42	72	10	5	0	34	6	4	7	28	69	10	3	24

CERVENAK, Michael Christopher (Mike)**IF****Born:** August 17, 1976, Trenton, MI**Resides:** New Boston, MI**Bats:** Right**Throws:** Right**Height:** 5-11**Weight:** 180**How Obtained:** Selected from New York Yankees in minor league Rule V draft, Dec. 12, 2002.**First Pro Year:** 1999

Graduated from University of Michigan with degree in Movement Science in 1999...originally signed by independent Chillicothe (Frontier league), June 12, 1999...signed by New York Yankees as non-drafted free agent, July 17, 2000...single.

Year	Club	AVG	G	AB	R	H	2B	3B	HR	RBI	SH	SF	HP	BB	SO	SB	CS	E
1999	Chillicothe	.306	68	301	59	92	17	4	3	46	2	2	3	13	21	6	2	23
2000	Chillicothe	.357	40	171	33	61	9	0	12	43	1	0	3	14	13	2	1	8
	Greensboro	.329	38	155	19	51	4	5	3	20	3	1	4	7	21	3	3	3
2001	Norwich	.274	128	463	63	127	37	1	11	60	2	2	9	44	75	2	4	18
2002	Norwich	.276	134	492	74	136	34	1	21	91	1	2	10	30	78	5	2	9
Minor League Totals		.295	408	1582	248	467	101	11	50	260	9	7	29	108	208	18	12	61

CLARK, Douglas Dwyer**OF****Born:** March 5, 1976, Springfield, MA**Resides:** Springfield, MA**Bats:** Left**Throws:** Right**Height:** 6-2**Weight:** 205**How Obtained:** Giants #7 selection in June, 1998 draft. Signed by Glenn Tufts.**First Pro Year:** 1998

Graduated from Springfield (MA) Central High School...did not play baseball in high school, while starring in football...attended University of Massachusetts-Amherst, where he played both baseball and football...non-roster spring invitee to Giants' Major League camp in 2001...single.

Year	Club	AVG	G	AB	R	H	2B	3B	HR	RBI	SH	SF	HP	BB	SO	SB	CS	E
1998	Salem-Keizer	.335	59	227	49	76	8	6	3	41	1	1	3	32	31	12	8	5
1999	Bakersfield	.326	118	420	67	137	17	2	11	58	0	0	5	59	89	17	11	9
	Shreveport	.220	15	50	6	11	3	0	1	6	0	0	0	4	9	0	0	0
2000	Shreveport	.272	131	492	68	134	20	7	10	75	1	7	5	43	102	12	4	8
2001	Shreveport	.275	123	414	53	156	16	4	6	51	6	4	3	45	83	20	5	4
2002	Shreveport	.261	44	138	13	36	6	1	2	13	2	1	0	19	35	5	7	2
	Fresno	.269	70	212	24	57	9	1	5	19	1	1	5	15	52	3	3	2
Minor League Totals		.289	560	1953	280	565	79	21	38	263	11	14	21	217	401	69	38	30

CLARK, Jeffrey A. (Jeff)**RHP****Born:** May 6, 1980, Norwich, CT**Resides:** Ledyard, CT**Bats:** Right**Throws:** Right**Height:** 6-6**Weight:** 240**How Obtained:** Giants #20 selection in June, 2000 draft. Signed by Glen Tufts.**First Pro Year:** 2000

Attended University of Connecticut (Avery Point) Junior College...selected to California League In Season and Post Season All-Star teams in 2002...named Howe SportsData's California League Pitcher of the Week for July 22-28, 2002...single.

Year	Club	W-L	ERA	G	GS	CG	SHO	SV	IP	H	R	ER	HR	HB	BB	SO	WP	BK
2000	ARL-Giants	2-5	5.56	11	11	0	0	0	56.2	66	41	35	2	9	10	35	0	0
	San Jose	0-0	2.25	2	0	0	0	0	4.0	2	1	1	0	0	0	8	1	0
2001	Hagerstown	14-9	3.65	27	27	0	0	0	148.0	152	72	60	18	10	15	131	4	0
2002	San Jose	12-3	2.06	21	21	1	0	0	140.0	118	37	32	10	6	18	129	2	0
	Shreveport	2-2	5.05	6	6	1	1	0	35.2	45	21	20	5	1	2	20	2	0
Minor League Totals		30-19	3.47	67	65	2	1	0	384.1	383	172	148	35	26	45	323	9	0

COLUMBUS, Jason D.**IF****Born:** September 27, 1979, Alamogordo, NM**Resides:** Alamogordo, NM**Bats:** Right**Throws:** Right**Height:** 6-6**Weight:** 230**How Obtained:** Signed by Giants as non-drafted free agent, June 22, 2002.**First Pro Year:** 2002

Attended New Mexico (Hobbs, NM) Junior College...single.

Year	Club	AVG	G	AB	R	H	2B	3B	HR	RBI	SH	SF	HP	BB	SO	SB	CS	E
2002	ARL-Giants	.280	42	168	21	47	12	1	4	23	0	2	3	12	40	0	2	2

CORDIDO, Julio Cesar**IF****Born:** July 30, 1980, Caracas, Venezuela**Resides:** Caracas, Venezuela**Bats:** Right**Throws:** Right**Height:** 6-1**Weight:** 192**How Obtained:** Signed by Giants as non-drafted free agent, March 27, 1997.**First Pro Year:** 1997

Graduated from San Judas Tadeo (Caracas, VZ) High School...non-roster spring invitee to Giants' Major League camp in 2001...single.

Year	Club	AVG	G	AB	R	H	2B	3B	HR	RBI	SH	SF	HP	BB	SO	SB	CS	E
1997	VSL-Maracay	.321	12	28	4	9	1	0	2	5	0	1	0	1	3	0	0	—
1998	VSL-Guacara	.261	50	180	44	47	16	1	7	33	3	5	6	23	33	12	4	—
1999	Salem-Keizer	.264	70	242	36	64	10	2	1	28	2	1	4	29	44	8	4	16
2000	Bakersfield	.252	130	460	70	116	17	3	10	64	5	6	7	46	99	13	12	21
2001	Shreveport	.217	121	433	45	94	14	2	1	47	1	4	3	31	68	11	3	21
2002	Hagerstown	.260	55	196	24	51	7	1	4	18	5	0	1	18	30	6	3	4
	San Jose	.239	61	226	32	54	6	0	3	23	5	1	1	17	31	3	1	10
Minor League Totals		.246	499	1765	255	608	71	9	28	218	21	18	22	165	308	53	27	—

CORREIA, Kevin John**RHP****Born:** August 24, 1980, San Diego, CA**Resides:** San Diego, CA**Bats:** Right**Throws:** Right**Height:** 6-3**Weight:** 200**How Obtained:** Giants #4 selection in June, 2002 draft. Signed by Lee Carballo.**First Pro Year:** 2002

Attended Cal Poly San Luis Obispo University...single.

Year	Club	W-L	ERA	G	GS	CG	SHO	SV	IP	H	R	ER	HR	HB	BB	SO	WP	BK
2002	Salem-Keizer	2-2	4.54	10	8	0	0	0	37.2	37	20	19	1	3	14	31	1	0

COX, Ryan Thomas**RHP****Born:** December 25, 1976, Effingham, IL**Resides:** Stewardson, IL**Bats:** Right**Throws:** Right**Height:** 6-3**Weight:** 195**How Obtained:** Giants #5 selection in June, 1999 draft. Signed by Steve Arneri.**First Pro Year:** 1999

Attended Southern Illinois University...named to Texas League In Season All-Star squad in 2001...single.

Year	Club	W-L	ERA	G	GS	CG	SHO	SV	IP	H	R	ER	HR	HB	BB	SO	WP	BK
1999	Salem-Keizer	2-1	3.15	8	8	0	0	0	14.1	39	13	12	1	1	10	20	0	2
	Bakersfield	1-4	4.86	7	7	0	0	0	33.1	46	22	18	6	1	3	30	2	0
2000	San Jose	5-8	4.61	19	19	0	0	0	107.1	122	67	55	12	5	28	54	5	0
	Shreveport	2-2	8.10	7	7	0	0	0	33.1	53	35	30	5	3	5	24	0	0
	Fresno	0-0	18.00	1	0	0	0	0	1.0	3	2	2	0	0	0	1	1	0
2001	Shreveport	8-8	3.69	24	24	1	0	0	136.2	145	70	56	8	6	24	61	2	0
2002	Shreveport	7-9	4.39	27	22	1	0	0	145.2	166	81	71	14	3	32	72	3	0
Minor League Totals		25-32	4.47	93	87	2	0	0	491.2	574	290	244	46	19	102	262	13	2

COZIER, Vance Silbert**RHP****Born:** September 26, 1977, St. Georges, Grenada**Resides:** Ajax, Ontario, Canada**Bats:** Right**Throws:** Right**Height:** 6-6**Weight:** 245**How Obtained:** Giants #17 selection in June, 1999 draft. Signed by Alan Marr.**First Pro Year:** 1999

Attended St. Bonaventure (NY) University...named Howe SportsData's California League Pitcher of the Week for Aug. 6-12, 2001...single.

Year	Club	W-L	ERA	G	GS	CG	SHO	SV	IP	H	R	ER	HR	HB	BB	SO	WP	BK
1999	Salem-Keizer	5-4	4.57	15	10	0	0	0	61.0	61	34	31	4	2	24	46	1	0
2000	Bakersfield	10-8	3.89	28	28	0	0	0	150.1	164	82	65	6	4	61	106	6	2
2001	San Jose	15-7	3.61	30	29	1	0	0	169.2	158	71	68	17	6	45	98	9	0
2002	Shreveport	3-7	5.99	21	8	0	0	0	67.2	86	60	45	9	4	38	25	1	0
	San Jose	3-3	3.90	11	11	0	0	0	64.2	72	29	28	8	4	22	35	1	0
Minor League Totals		36-29	4.16	105	86	1	0	0	513.1	541	276	237	44	20	190	310	18	2

CRAM, Joshua Allen (Josh)**RHP****Born:** August 22, 1980, Edmonds, WA**Resides:** Edmonds, WA**Bats:** Right**Throws:** Right**Height:** 6-2**Weight:** 200**How Obtained:** Giants #4 selection in June, 2001 draft. Signed by Lee Elder.**First Pro Year:** 2001

Attended Clemson (SC) University...single.

Year	Club	W-L	ERA	G	GS	CG	SHO	SV	IP	H	R	ER	HR	HB	BB	SO	WP	BK
2001	Salem-Keizer	5-2	3.03	19	0	0	0	0	35.2	41	16	12	3	2	10	34	4	1
2002	Hagerstown	1-0	6.20	17	0	0	0	0	24.2	36	17	17	2	2	11	9	4	0
	Salem-Keizer	0-1	8.10	16	0	0	0	0	13.1	17	12	12	2	2	9	13	2	0
	San Jose	0-0	3.38	2	0	0	0	0	2.2	5	1	1	0	1	2	3	0	0
Minor League Totals		6-3	4.95	54	0	0	0	0	76.1	99	46	42	7	7	32	59	10	1

DALLIMORE, Brian Scott**IF****Born:** November 15, 1973, Las Vegas, NV**Resides:** Las Vegas, NV**Bats:** Right**Throws:** Right**Height:** 6-1**Weight:** 180**How Obtained:** Signed by Giants as free agent, Dec. 16, 2002.**First Pro Year:** 1996

Graduated from Clark (Las Vegas, NV) High School in 1992...attended Stanford University...originally #9 selection by Houston in June, 1996 draft...acquired by Arizona in exchange for C Josh McAfee, April 20, 2000...selected as utility player for Texas League All-Star team in 2001.

Year	Club	AVG	G	AB	R	H	2B	3B	HR	RBI	SH	SF	HP	BB	SO	SB	CS	E
1996	Auburn	.266	74	290	50	77	17	3	5	30	0	4	10	18	38	7	5	24
1997	Quad City	.260	130	492	80	128	23	3	6	48	6	5	20	38	76	24	8	46
	Kissimmee	.000	1	3	0	0	0	0	0	0	0	0	0	0	2	0	0	0
1998	Kissimmee	.254	62	240	34	61	11	1	0	19	4	1	5	19	42	7	5	9
1999	Kissimmee	.270	19	74	12	20	2	0	0	3	1	1	3	4	10	2	1	6
	Jackson	.267	70	251	38	67	13	1	5	19	2	1	10	16	44	13	3	15
2000	Round Rock	.182	5	11	1	2	1	0	1	3	0	0	0	1	3	0	0	2
	El Paso	.278	107	356	50	99	16	1	4	53	3	5	6	25	55	17	3	22
2001	El Paso	.327	127	517	74	169	38	6	8	67	12	1	13	30	56	11	13	25
2002	Tucson	.294	122	419	62	123	26	2	6	50	7	6	9	28	72	13	4	13
Minor League Totals		.281	717	2653	401	746	147	17	35	292	35	24	76	179	398	94	42	162

DAIZ, Randor J.**IF****Born:** September 13, 1982, Santo Domingo, DR**Resides:** Santo Domingo, DR**Bats:** Right**Throws:** Right**Height:** 6-0**Weight:** 180**How Obtained:** Signed by Giants as non-drafted free agent, June 1, 2000.**First Pro Year:** 2000

Year	Club	AVG	G	AB	R	H	2B	3B	HR	RBI	SH	SF	HP	BB	SO	SB	CS	E
2000	DSL-Giants	.286	56	192	37	55	8	2	3	31	1	4	3	24	23	12	1	—
2001	ARL-Giants	.286	16	21	3	6	1	0	0	2	1	0	0	3	6	1	0	0
2002	ARL-Giants	.292	48	185	24	54	3	4	2	22	0	1	1	10	23	6	2	5
Minor League Totals		.289	120	398	64	115	12	6	5	55	2	5	4	37	52	19	3	—

DISLA, Lisandro**IF****Born:** March 18, 1980, Santo Domingo, DR**Resides:** Santo Domingo, DR**Bats:** Right**Throws:** Right**Height:** 6-0**Weight:** 170**How Obtained:** Signed by Giants as non-drafted free agent, July 31, 2001.**First Pro Year:** 2002

Year	Club	AVG	G	AB	R	H	2B	3B	HR	RBI	SH	SF	HP	BB	SO	SB	CS	E
2002	DSL-Giants	.291	67	196	25	57	13	0	1	36	3	8	6	27	31	4	5	—

D'JESUS, Francisco A.**C****Born:** April 12, 1981, Santo Domingo, DR**Resides:** Santo Domingo, DR**Bats:** Right**Throws:** Right**Height:** 6-0**Weight:** 194**How Obtained:** Signed by Giants as non-drafted free agent, March 7, 2000.**First Pro Year:** 2000

Year	Club	AVG	G	AB	R	H	2B	3B	HR	RBI	SH	SF	HP	BB	SO	SB	CS	E
2000	ARL-Giants	.238	50	164	11	39	3	2	0	19	2	2	1	4	19	3	3	4
	Salem-Keizer	.333	1	3	0	1	1	0	0	1	0	0	0	0	1	0	0	0
2001	ARL-Giants	.250	45	160	16	40	4	1	3	20	0	2	3	4	32	0	2	0
2002	Hagerstown	.118	17	51	5	6	3	0	0	9	1	1	2	2	17	0	0	0
Minor League Totals		.228	113	378	32	86	11	3	3	49	3	5	6	10	69	3	5	4

DRYER, Matthew Rawleigh (Matt)**IF**

Born: November 12, 1979, Rochester, NY **Resides:** Rochester, NY
Bats: Right **Throws:** Right **Height:** 6-2 **Weight:** 190
How Obtained: Giants' #15 selection in June, 2002 draft. Signed by Charlie Gonzalez.
First Pro Year: 2002

Attended University of Miami (FL), single.

Year	Club	AVG	G	AB	R	H	2B	3B	HR	RBI	SH	SF	HP	BB	SO	SB	CS	E
2002	ARL-Giants	.438	4	16	3	7	1	0	0	5	0	1	1	1	4	1	0	2
	Salem-Keizer	.253	41	146	21	37	3	1	5	21	0	6	7	14	41	4	0	7
Minor League Totals		.272	45	162	24	44	4	1	5	26	0	7	8	15	45	5	0	9

DURANGO, Ariel Amed**IF**

Born: April 5, 1979, Panama City, Panama **Resides:** Panama City, Panama
Bats: Both **Throws:** Right **Height:** 5-10 **Weight:** 150
How Obtained: Signed by Giants as free agent Dec. 20, 2002.
First Pro Year: 1996

Originally signed by Seattle Mariners as non-drafted free agent, Jan. 16, 1996...single.

Year	Club	AVG	G	AB	R	H	2B	3B	HR	RBI	SH	SF	HP	BB	SO	SB	CS	E
1996	DSL-Mariners	.205	50	161	26	33	4	2	2	11	2	0	4	12	49	6	5	—
1997	DSL-Mariners	.336	64	226	55	76	13	2	8	35	4	0	6	28	46	17	11	—
1998	ARL-Mariners	.269	24	67	16	18	3	1	2	10	3	0	3	6	18	7	5	3
1999	Everett	.269	25	93	19	25	5	1	2	9	0	0	1	9	25	11	5	7
	ARL-Mariners	.312	21	77	20	24	5	1	2	12	3	0	2	8	7	6	2	5
	Tacoma	.000	1	4	0	0	0	0	0	0	0	0	0	0	0	0	0	0
2000	Wisconsin	.262	117	447	80	117	19	2	6	59	7	3	9	29	110	49	17	21
2001	San Bernardino	.184	27	87	8	16	1	0	0	6	3	0	1	10	18	7	4	8
	Wisconsin	.287	87	307	48	88	10	4	4	31	4	0	4	25	71	32	11	23
2002	— Injured, Did Not Play —																	
Minor League Totals		.270	416	1469	272	397	60	13	26	173	26	3	30	127	344	135	60	—

ENGLISH, Jesse L.**LHP**

Born: September 13, 1984, Oceanside, CA **Resides:** Vista, CA
Bats: Left **Throws:** Left **Height:** 6-3 **Weight:** 220
How Obtained: Giants #6 selection in June, 2002 draft. Signed by Lee Carballo.
First Pro Year: 2002

Graduated from Rancho Buena Vista (CA) High School...twice named Howe SportsData's Arizona Rookie League Pitcher of the Week in 2002, for July 15-21 and July 22-28...single.

Year	Club	W-L	ERA	G	GS	CG	SHO	SV	IP	H	R	ER	HR	HB	BB	SO	WP	BK
2002	ARL-Giants	4-1	2.68	12	12	0	0	0	47.0	33	17	14	2	7	18	68	2	1

ERICKSON, Corey James**IF**

Born: January 10, 1977, Springfield, IL **Resides:** Springfield, IL
Bats: Right **Throws:** Right **Height:** 5-11 **Weight:** 190
How Obtained: Selected from St. Louis in minor league Rule V draft, Dec. 16, 2002.
First Pro Year: 1995

Graduated from Lanphier (Springfield, IL) High School...originally #4 selection by New York Mets in June, 1995 draft...recipient of Doubleday Award (Pittsfield MVP) in 1996...selected by Cleveland in minor league Rule V draft, Dec. 13, 1999.

Year	Club	AVG	G	AB	R	H	2B	3B	HR	RBI	SH	SF	HP	BB	SO	SB	CS	E
1995	GCL-Mets	.281	53	178	38	50	6	1	7	35	0	5	4	37	40	10	3	11
	Kingsport	.333	2	9	1	3	0	0	0	1	4	0	0	0	3	0	0	0
1996	Columbia	.220	58	209	16	46	14	0	1	17	3	4	3	19	57	5	3	12
	Pittsfield	.264	73	258	49	68	19	1	11	49	0	4	4	43	71	6	3	15
1997	St. Lucie	.201	46	134	10	27	3	0	3	11	1	2	3	22	43	0	2	14
	Columbia	.214	49	173	18	37	11	2	2	16	1	3	1	11	49	3	1	3
1998	St. Lucie	.225	100	346	49	78	23	4	6	33	0	1	9	16	88	5	2	14
1999	Columbia	.236	129	424	64	100	21	1	23	57	0	6	14	46	120	9	3	22
2000	Kinston	.268	120	422	66	113	27	0	22	72	0	5	11	51	109	9	2	21
	Akron	.214	7	28	4	6	2	0	3	9	0	0	0	2	11	0	0	2
2001	Akron	.228	133	483	67	110	28	2	22	65	1	5	8	33	132	7	4	17
	Buffalo	.000	3	6	1	0	0	0	0	0	0	0	0	0	3	0	0	0
2002	Akron	.232	99	345	49	80	21	3	20	64	1	1	5	34	101	3	3	10
Minor League Totals		.238	872	3015	432	718	175	14	121	432	7	36	62	314	827	57	26	130

FELIX, Maximo**C****Born:** November 9, 1982, Santo Domingo, DR**Resides:** Santo Domingo, DR**Bats:** Right**Throws:** Right**Height:** 6-0**Weight:** 190**How Obtained:** Signed by Giants as non-drafted free agent, May 24, 2001.**First Pro Year:** 2001

Year	Club	AVG	G	AB	R	H	2B	3B	HR	RBI	SH	SF	HP	BB	SO	SB	CS	E
2001	DSL-Giants	.175	62	171	20	30	8	0	2	25	1	1	6	21	48	1	0	—
	ARL-Giants	.063	11	16	2	1	0	0	0	1	0	0	0	1	3	0	0	0
Minor League Totals		.166	73	187	22	31	8	0	2	26	1	1	6	22	51	1	0	—

FERNANDO, Gilberto**LHP****Born:** April 12, 1981, San Pedro de Macoris, DR**Resides:** San Pedro de Macoris, DR**Bats:** Left**Throws:** Left**Height:** 6-1**Weight:** 160**How Obtained:** Signed by Giants as non-drafted free agent, May 8, 2001.**First Pro Year:** 2001

Year	Club	W-L	ERA	G	GS	CG	SHO	SV	IP	H	R	ER	HR	HB	BB	SO	WP	BK
2001	DSL-Giants	0-2	8.71	24	2	0	0	0	20.2	24	26	20	0	3	20	14	11	0
2002	ARL-Giants	0-0	2.70	7	0	0	0	1	6.2	7	2	2	0	1	3	4	3	0
Minor League Totals		0-2	7.24	31	2	0	0	1	27.1	31	28	22	0	4	23	18	14	0

FLAHERTY, Timothy John (Tim)**IF/C****Born:** July 11, 1976, North Adams, MA**Resides:** Williamstown, MA**Bats:** Right**Throws:** Right**Height:** 6-4**Weight:** 220**How Obtained:** Giants #30 selection in June, 1997 draft. Signed by Bobby Myrick.**First Pro Year:** 1997

Graduated from Mt. Greylock (Williamstown, MA) Regional High School...attended East Carolina (NC) University...led California League for home runs in 1998 (tied) and 2001...single.

Year	Club	AVG	G	AB	R	H	2B	3B	HR	RBI	SH	SF	HP	BB	SO	SB	CS	E
1997	Salem-Keizer	.227	32	110	16	25	6	0	4	17	1	2	1	15	44	1	0	2
1998	Bakersfield	.234	124	478	72	112	27	0	24	90	0	5	7	41	171	0	0	16
1999	San Jose	.267	132	490	82	131	33	3	25	88	0	5	9	69	168	11	3	18
2000	Shreveport	.205	92	264	29	54	13	0	8	34	3	2	9	31	97	8	2	5
	Bakersfield	.258	18	62	17	16	2	0	5	15	0	2	1	14	20	2	0	3
2001	San Jose	.255	135	466	69	119	26	5	26	83	0	4	8	66	162	2	5	15
2002	Shreveport	.219	76	247	23	54	10	2	6	34	0	5	2	28	81	0	1	11
Minor League Totals		.241	609	2117	308	511	117	10	98	361	4	25	37	264	743	24	11	70

FLORENCE, Branden Michael**OF****Born:** April 3, 1978, Tacoma, WA**Resides:** Boise, ID**Bats:** Right**Throws:** Right**Height:** 6-0**Weight:** 200**How Obtained:** Signed by Giants as non-drafted free agent, May 14, 2001.**First Pro Year:** 2001

Attended Albertsons (Caldwell, ID) College...single.

Year	Club	AVG	G	AB	R	H	2B	3B	HR	RBI	SH	SF	HP	BB	SO	SB	CS	E
2001	Salem-Keizer	.274	32	124	20	34	6	1	1	15	0	2	4	12	8	2	0	0
2002	Hagerstown	.303	109	426	63	129	30	3	11	63	0	6	6	31	32	9	7	3
	San Jose	.381	5	21	5	8	1	0	1	5	1	0	0	0	3	0	0	0
Minor League Totals		.299	146	571	88	171	37	4	13	83	1	8	10	43	43	11	7	3

FREIRE, Alejandro**OF/IF****Born:** August 23, 1974, Caracas, Venezuela**Resides:** Caracas, Venezuela**Bats:** Right **Throws:** Right**Height:** 6-2**Weight:** 185**How Obtained:** Signed by Giants as free agent, February 2, 2002.**First Pro Year:** 1992

Originally signed by Houston Astros as non-drafted free agent, Sept. 28, 1991...selected by Detroit Tigers in minor league Rule V draft, Dec. 9, 1996...named to the Florida State League All-Star team in 1997...granted free agency, Oct. 16, 1998...re-signed by Tigers, Dec. 15, 1998...released by Tigers, March 19, 1999...re-signed by Tigers, April 1, 1999...named to Southern League's Post Season All-Star team in 2000...granted free agency, Oct. 15, 2000...re-signed by Tigers, Nov. 21, 2000...granted free agency, Oct. 15, 2001...selected to Texas League In Season All-Star team in 2002.

Year	Club	AVG	G	AB	R	H	2B	3B	HR	RBI	SH	SF	HP	BB	SO	SB	CS	E
1993	DSL-Astros	.315	65	232	43	73	13	3	3	39	0	1	5	29	24	6	1	—
1994	GCL-Astros	.301	29	83	8	25	4	0	1	13	2	2	3	5	17	5	1	4
1995	Quad City	.305	125	417	71	127	23	1	15	65	2	7	6	50	83	9	5	7
1996	Kissimmee	.255	115	384	40	98	24	1	12	42	1	2	7	24	66	11	7	14
1997	Lakeland	.323	130	477	85	154	30	2	24	92	0	7	12	50	84	13	4	17
1998	Jacksonville	.275	129	494	79	136	30	0	16	78	1	9	17	33	83	3	1	15
1999	Lakeland	.220	13	41	6	9	3	0	1	5	1	1	3	10	7	0	0	1
	Jacksonville	.296	66	243	45	72	20	0	10	43	0	4	6	23	44	2	0	6
2000	Jacksonville	.274	135	471	73	129	16	0	25	77	0	6	16	69	111	2	4	6
2001	Erie	.295	133	501	73	148	33	0	17	82	0	3	11	46	113	2	3	3
2002	Shreveport	.282	55	177	24	50	9	0	10	32	0	1	4	19	38	0	2	2
	Fresno	.274	46	146	12	40	7	1	3	7	0	0	5	14	28	0	0	2
Minor League Totals		.289	1041	3666	559	1061	212	8	137	575	7	43	95	372	698	53	28	—

GARCIA, James Robert**RHP****Born:** February 3, 1980, Torrance, CA**Resides:** Torrance, CA**Bats:** Right **Throws:** Right**Height:** 6-2**Weight:** 210**How Obtained:** Signed by Giants as non-drafted free agent, June 6, 2002.**First Pro Year:** 2002

Attended University of California, Santa Barbara...single.

Year	Club	W-L	ERA	G	GS	CG	SHO	SV	IP	H	R	ER	HR	HB	BB	SO	WP	BK
2002	ARL-Giants	0-0	0.75	10	0	0	0	3	12.0	4	1	1	0	1	4	18	0	0
	Salem-Keizer	1-3	2.08	14	0	0	0	4	17.1	9	5	4	2	1	6	24	2	1
Minor League Totals		1-3	1.53	24	0	0	0	7	29.1	13	6	5	2	2	10	42	2	1

GARCIA, Ruddy A.**RHP****Born:** August 1, 1983, Managua, Nicaragua**Resides:** Lake Worth, FL**Bats:** Right **Throws:** Right**Height:** 6-2**Weight:** 170**How Obtained:** Giants #40 selection in June, 2001 draft. Signed by Charlie Gonzalez.**First Pro Year:** 2001

Graduated from Lake Worth (FL) High School in 2001...single.

Year	Club	W-L	ERA	G	GS	CG	SHO	SV	IP	H	R	ER	HR	HB	BB	SO	WP	BK
2001	ARL-Giants	0-0	3.18	5	0	0	0	0	5.2	7	3	2	0	0	5	3	1	0
2002	ARL-Giants	1-2	3.35	15	6	0	0	0	43.0	46	27	16	3	0	19	32	0	0
Minor League Totals		1-2	3.33	20	6	0	0	0	48.2	53	30	18	3	0	24	35	1	0

GARRIDO, Tomas**IF****Born:** Aug. 17, 1981, Valencia, VZ**Resides:** Valencia, VZ**Bats:** Right **Throws:** Right**Height:** 6-2**Weight:** 155**How Obtained:** Signed by Giants as non-drafted free agent, Nov. 24, 1998.**First Pro Year:** 1999

Year	Club	AVG	G	AB	R	H	2B	3B	HR	RBI	SH	SF	HP	BB	SO	SB	CS	E
1999	VSL-La Victoria	.221	41	136	14	30	5	0	2	10	0	0	2	7	29	2	2	—
2000	ARL-Giants	.234	51	188	32	44	5	0	0	11	7	0	5	13	29	13	4	9
2001	Hagerstown	.218	45	142	13	31	3	0	0	7	5	0	1	2	34	2	1	12
	ARL-Giants	.252	40	131	17	33	3	0	0	8	0	0	5	2	19	3	0	7
2002	San Jose	.000	16	39	2	0	0	0	0	1	2	0	0	2	7	0	0	2
	Hagerstown	.277	48	141	18	39	3	2	0	13	3	1	0	11	18	2	2	9
Minor League Totals		.228	241	777	96	177	19	2	2	50	17	1	13	37	136	22	9	—

GERMAN, Carlos R.**OF****Born:** March 12, 1984, San Cristobal, DR**Resides:** San Cristobal, DR**Bats:** Right**Throws:** Right**Height:** 6-3**Weight:** 180**How Obtained:** Signed by Giants as non-drafted free agent, May 4, 2001.**First Pro Year:** 2001

Year	Club	AVG	G	AB	R	H	2B	3B	HR	RBI	SH	SF	HP	BB	SO	SB	CS	E
2001	DSL-Giants	.219	65	228	36	50	6	1	0	26	1	2	5	30	77	8	3	—
2002	ARL-Giants	.209	31	86	16	18	3	1	2	14	0	1	2	13	34	6	0	3
Minor League Totals		.217	96	314	52	68	9	2	2	40	1	3	7	43	111	14	3	—

GROSS, Kyle Wayne**RHP****Born:** December, 11, 1978, Walnut Creek, CA**Resides:** Danville, CA**Bats:** Right**Throws:** Right**Height:** 6-4**Weight:** 212**How Obtained:** Giants #5 selection in June, 2000 draft. Signed by Doug Mapson.**First Pro Year:** 2000

Graduated from San Ramon (CA) Valley High School...attended Cuesta (San Luis Obispo, CA) College...son of former Major Leaguer Wayne Gross...single.

Year	Club	W-L	ERA	G	GS	CG	SHO	SV	IP	H	R	ER	HR	HB	BB	SO	WP	BK
2000	Salem-Keizer	1-2	7.62	8	2	0	0	0	13.0	15	14	11	1	5	18	9	1	0
2001	Hagerstown	2-6	6.45	22	12	0	0	0	53.0	43	45	38	2	18	51	46	12	0
2002	San Jose	0-0	6.75	4	0	0	0	0	5.1	5	4	4	0	2	11	5	1	0
	Hagerstown	2-4	8.22	18	7	0	0	0	38.1	35	48	35	1	9	54	27	17	0
Minor League Totals		5-12	7.22	52	21	0	0	0	109.2	98	111	88	4	34	134	87	31	0

GUSTAFSON, Troy D.**OF****Born:** June 13, 1980, Amman, Jordan**Resides:** Blaine, MN**Bats:** Right**Throws:** Right**Height:** 6-3**Weight:** 190**How Obtained:** Giants #27 selection in June, 1999 draft. Signed by Steve Arneri.**First Pro Year:** 2000

Attended Iowa Western (Clarinda, IA) College...single.

Year	Club	AVG	G	AB	R	H	2B	3B	HR	RBI	SH	SF	HP	BB	SO	SB	CS	E	
2000	ARL-Giants	.267	49	172	26	46	6	0	0	12	1	0	5	20	20	21	4	5	
	San Jose	.200	3	5	0	1	0	0	0	1	0	0	0	1	0	0	0	0	
2001	ARL-Giants	.279	56	222	28	62	10	3	0	22	0	2	5	8	28	10	6	1	
2002		— Injured, Did Not Play —																	
Minor League Totals		.273	108	399	54	109	16	3	0	35	1	2	10	29	48	31	10	6	

HABEL, Joshua James (Josh)**LHP****Born:** September 10, 1980, Dubuque, IA**Resides:** Durango, IA**Bats:** Left**Throws:** Left**Height:** 6-1**Weight:** 190**How Obtained:** Giants #14 selection in June, 2002 draft. Signed by Todd Thomas.**First Pro Year:** 2002

Attended University of Northern Iowa (Cedar Falls)...single.

Year	Club	W-L	ERA	G	GS	CG	SHO	SV	IP	H	R	ER	HR	HB	BB	SO	WP	BK
2002	Salem-Keizer	2-2	6.00	16	7	0	0	0	48.0	57	35	32	2	0	24	33	3	0

HANNAMAN, Ryan Christopher**LHP****Born:** August 28, 1981, Mobile, AL**Resides:** Mobile, AL**Bats:** Left**Throws:** Left**Height:** 6-3**Weight:** 190**How Obtained:** Giants #4 selection in June, 2000 draft. Signed by Lee Elder.**First Pro Year:** 2000

Graduated from Murphy (Mobile, AL) High School...named to Arizona League Post Season All-Star squad in 2001...single.

Year	Club	W-L	ERA	G	GS	CG	SHO	SV	IP	H	R	ER	HR	HB	BB	SO	WP	BK
2000	ARL-Giants	0-1	21.60	5	0	0	0	0	3.1	4	8	8	0	1	11	6	4	0
	Salem-Keizer	0-0	0.00	1	0	0	0	0	1.0	1	0	0	0	0	1	1	0	0
2001	ARL-Giants	4-1	2.00	11	11	0	0	0	54.0	34	14	12	1	5	31	67	2	5
	Salem-Keizer	1-1	2.08	3	3	0	0	0	13.0	8	5	3	1	0	8	19	0	1
2002	Hagerstown	7-6	2.80	24	24	1	0	0	131.2	129	54	41	9	5	46	145	9	2
	San Jose	0-0	3.00	1	1	0	0	0	6.0	3	2	2	1	0	3	7	0	0
Minor League Totals		12-9	2.84	45	39	1	0	0	209.0	179	83	66	12	11	100	245	15	8

HENNESSEY, Brad M.**RHP****Born:** February 7, 1980, Toledo, OH**Resides:** Toledo, OH**Bats:** Right**Throws:** Right**Height:** 6-2**Weight:** 185**How Obtained:** Giants #1 selection (21st pick overall) in June, 2001 draft. Signed by Steve Arneri.**First Pro Year:** 2001

Attended Youngstown State (OH) University...single.

Year	Club	W-L	ERA	G	GS	CG	SHO	SV	IP	H	R	ER	HR	HB	BB	SO	WP	BK
2001	Salem-Keizer	1-0	2.38	9	9	0	0	0	34.0	28	9	9	1	4	11	22	2	0
2002									— Injured, Did Not Pitch —									
Minor League Totals		1-0	2.38	9	9	0	0	0	34.0	28	9	9	1	4	11	22	2	0

HENSLEY, Clayton Allen (Clay)**RHP****Born:** August, 31, 1979, Tomball, TX**Resides:** Pearland, TX**Bats:** Right**Throws:** Right**Height:** 5-11**Weight:** 190**How Obtained:** Giants #8 selection in June, 2002 draft. Signed by Tom Korenek.**First Pro Year:** 2002

Attended Lamar (TX) University...single.

Year	Club	W-L	ERA	G	GS	CG	SHO	SV	IP	H	R	ER	HR	HB	BB	SO	WP	BK
2002	Salem-Keizer	7-0	2.53	15	15	1	0	0	81.2	72	31	23	3	3	25	84	6	1

HERNANDEZ, Armando D.**RHP****Born:** November 7, 1981, Diria, Nicaragua**Resides:** Diria, Nicaragua**Bats:** Right**Throws:** Right**Height:** 6-3**Weight:** 190**How Obtained:** Signed by Giants as non-drafted free agent, June 4, 2001.**First Pro Year:** 2001

Named Howe SportsData's Arizona Rookie League Pitcher of the Week for July 29-Aug. 4, 2002.

Year	Club	W-L	ERA	G	GS	CG	SHO	SV	IP	H	R	ER	HR	HB	BB	SO	WP	BK
2001	DSL-Giants	5-3	3.48	10	10	0	0	0	54.1	57	33	21	2	2	9	38	4	1
2002	ARL-Giants	4-3	4.18	18	0	0	0	0	28.0	34	20	13	2	1	6	29	2	0
Minor League Totals		9-6	3.72	28	10	0	0	0	82.1	91	53	34	4	3	15	67	6	1

HERNANDEZ, Carlos Eduardo**IF****Born:** December 12, 1975, Caracas, VZ**Resides:** Caracas, VZ**Bats:** Right**Throws:** Right**Height:** 5-9**Weight:** 170**How Obtained:** Signed by Giants as free agent Dec. 20, 2002.**First Pro Year:** 1993

Originally signed by Houston Astros as non-drafted free agent, July 2, 1992...traded by Astros to Seattle Mariners for Carlos Maldonado, March 21, 2000...granted free agency, Oct. 15, 2000...signed by New York Mets, March 22, 2001...traded by Mets to Colorado Rockies for RHP Brian Brantley, July 3, 2002.

Year	Club	AVG	G	AB	R	H	2B	3B	HR	RBI	SH	SF	HP	BB	SO	SB	CS	E
1993	DSL-Astros	.306	67	245	52	75	13	4	1	36	3	6	5	27	29	36	36	—
1994	GCL-Astros	.323	51	192	45	62	10	1	0	23	2	1	4	19	22	25	7	7
1995	Quad City	.260	126	470	74	122	19	6	4	40	9	1	11	39	68	58	21	16
1996	Quad City	.270	112	456	67	123	15	7	5	49	9	5	4	27	71	41	14	17
1997	Jackson	.292	92	363	62	106	12	1	4	33	6	3	4	33	59	17	8	8
1998	New Orleans	.298	134	494	64	147	23	2	1	54	7	1	12	21	81	29	11	10
1999	New Orleans	.293	94	355	56	104	14	0	0	43	3	3	10	27	65	22	13	14
	Houston	.143	16	14	4	2	0	0	0	1	1	0	0	0	3	1	0	0
2000	Tacoma	.238	62	210	21	50	10	1	0	15	4	0	3	15	38	9	0	4
	Seattle	.000	2	10	0	0	0	0	0	0	0	0	0	0	1	0	1	0
2001	Binghamton	.316	70	266	49	84	18	1	5	32	2	1	6	22	42	20	9	7
	Norfolk	.227	56	194	22	44	5	0	0	10	5	2	7	15	31	4	1	7
2002	Norfolk	.324	58	173	19	56	9	0	0	16	0	0	3	5	30	7	0	3
	Colorado Springs	.321	48	159	22	51	7	3	0	13	6	2	2	10	25	8	6	8
Minor League Totals		.286	970	3577	553	1024	155	26	20	364	56	25	71	260	561	276	126	—
M.L. Totals		.133	18	24	4	2	0	0	0	1	1	0	0	0	1	3	2	0

HIXSON, David G.**RHP****Born:** September 13, 1978, Portland, OR**Resides:** Spokane, WA**Bats:** Right**Throws:** Right**Height:** 6-1**Weight:** 195**How Obtained:** Giants #28 selection in June, 2001 draft. Signed by John Shafer.**First Pro Year:** 2001

Attended Gonzaga (Spokane, WA) University...single.

Year	Club	W-L	ERA	G	GS	CG	SHO	SV	IP	H	R	ER	HR	HB	BB	SO	WP	BK
2001	Salem-Keizer	3-1	2.27	22	0	0	0	0	47.2	46	14	12	0	4	16	49	3	0
2002	Hagerstown	0-2	9.39	5	0	0	0	0	7.2	11	10	8	2	0	2	5	1	0
	ARL-Giants	1-1	4.26	5	0	0	0	0	6.1	8	3	3	0	0	0	4	0	0
	Salem-Keizer	0-0	3.38	3	0	0	0	0	5.1	7	3	2	0	0	2	3	0	0
Minor League Totals		4-4	3.36	35	0	0	0	0	67.0	72	30	25	2	4	20	61	4	0

HOLM, Stephen Robert**C****Born:** October 21, 1979, Sacramento, CA**Resides:** Tulsa, OK**Bats:** Right**Throws:** Right**Height:** 6-0**Weight:** 195**How Obtained:** Giants #17 selection in June, 2001 draft. Signed by Todd Thomas.**First Pro Year:** 2001

Attended Oral Roberts (Tulsa, OK) University...single.

Year	Club	AVG	G	AB	R	H	2B	3B	HR	RBI	SH	SF	HP	BB	SO	SB	CS	E
2001	Salem-Keizer	.208	33	72	8	15	3	1	0	2	1	1	1	10	16	1	0	2
2002	Salem-Keizer	.172	50	128	15	22	4	0	0	11	4	2	0	15	16	0	0	3
Minor League Totals		.185	83	200	23	37	7	1	0	13	5	3	1	25	32	1	0	5

HOLST, Micah Lee**OF****Born:** March 5, 1977, St. Joseph, MO**Resides:** Independence, MO**Bats:** Right**Throws:** Right**Height:** 6-2**Weight:** 205**How Obtained:** Giants #16 selection in June, 1999 draft. Signed by Todd Thomas.**First Pro Year:** 1999

Attended Southwest Missouri State (Springfield) University...single.

Year	Club	AVG	G	AB	R	H	2B	3B	HR	RBI	SH	SF	HP	BB	SO	SB	CS	E	
1999	Salem-Keizer	.289	57	204	37	59	8	2	4	28	0	3	3	6	32	20	5	2	
2000	— On Voluntary Retired List, Did Not Play —																		
2001	Salem-Keizer	.272	60	217	41	59	15	1	4	36	2	3	8	18	38	10	4	0	
2002	San Jose	.295	117	447	66	132	25	6	7	49	2	5	13	21	71	15	6	0	
Minor League Totals		.288	234	868	144	250	48	9	15	113	4	11	24	45	141	45	15	2	

HORNOSTAJ, Aaron Michael**IF****Born:** May 19, 1983, Woodstock, Ontario, Canada**Resides:** Waterloo, Ontario, Canada**Bats:** Left**Throws:** Right**Height:** 6-1**Weight:** 180**How Obtained:** Giants #34 selection in June, 2001 draft. Signed by Steve Arneri (May 16, 2002).**First Pro Year:** 2002

Graduated from St. Thomas Villanova (Waterloo, Ontario, Canada) High School...single.

Year	Club	AVG	G	AB	R	H	2B	3B	HR	RBI	SH	SF	HP	BB	SO	SB	CS	E
2002	ARL-Giants	.291	53	199	33	58	11	2	1	27	4	2	2	28	43	12	3	8
	Salem-Keizer	.429	4	14	4	6	0	0	0	3	0	0	0	3	5	1	0	4
Minor League Totals		.300	57	213	37	64	11	2	1	30	4	2	2	31	48	13	3	12

HUTCHISON, Wesley**RHP****Born:** May 31, 1979, Winter Haven, FL**Resides:** Lewiston, ID**Bats:** Right**Throws:** Right**Height:** 6-1**Weight:** 195**How Obtained:** Giants #10 selection in June, 2001 draft. Signed by John Shafer.**First Pro Year:** 2001

Attended Lewis-Clark State University (Lewiston, ID)...won Rolands Relief Man Award for Northwest League in 2001, leading circuit in saves and earning Post Season All-Star honors...single.

Year	Club	W-L	ERA	G	GS	CG	SHO	SV	IP	H	R	ER	HR	HB	BB	SO	WP	BK
2001	Salem-Keizer	6-2	1.64	25	0	0	0	10	33.0	21	8	6	2	3	14	45	2	0
2002	Shreveport	2-9	5.81	22	7	0	0	3	66.2	80	50	43	4	5	33	35	6	1
	Fresno	1-4	7.08	17	4	0	0	0	34.1	43	28	27	8	3	11	27	3	0
Minor League Totals		9-15	5.10	64	11	0	0	13	134.0	144	86	76	14	11	58	107	11	1

ISHIKAWA, Travis T.**IF****Born:** September 24, 1983, Seattle, WA**Resides:** Federal Way, WA**Bats:** Left **Throws:** Left**Height:** 6-3 **Weight:** 190**How Obtained:** Giants #21 selection in June, 2002 draft. Signed by Matt Woodward.**First Pro Year:** 2002

Graduated from Federal Way (WA) High School...single.

Year	Club	AVG	G	AB	R	H	2B	3B	HR	RBI	SH	SF	HP	BB	SO	SB	CS	E
2002	ARL-Giants	.279	19	68	10	19	4	2	1	10	0	0	2	7	20	7	0	1
	Salem-Keizer	.307	23	88	14	27	2	1	1	17	1	1	1	5	22	1	1	4
Minor League Totals		.295	42	156	24	46	6	3	2	27	1	1	3	12	42	8	1	5

JARVIS, Matt Dean**LHP****Born:** February 22, 1972, Davenport, IA**Resides:** Albuquerque, NM**Bats:** Right **Throws:** Left**Height:** 6-4 **Weight:** 180**How Obtained:** Signed by Giants as free agent, July 1, 2002.**First Pro Year:** 1991

Attended Mesa (AZ) Community College...originally #34 selection by Baltimore in June, 1990 draft...released by Orioles, May 9, 1996...signed by independent Winnipeg (Northern League) June 11, 1996...signed by St. Louis, Oct. 18, 1996...granted free agency, Oct. 16, 1998...signed by Los Angeles, Nov. 11, 1998...granted free agency; Oct. 15, 1999...signed by Seattle, March 5, 2001...granted free agency, Oct. 15, 2001...re-signed by Mariners, Nov. 1, 2001...released by Mariners, June 18, 2002.

Year	Club	W-L	ERA	G	GS	CG	SHO	SV	IP	H	R	ER	HR	HB	BB	SO	WP	BK
1991	GCL-Orioles	3-1	4.34	11	5	0	0	1	37.1	44	22	18	1	0	17	30	2	1
1992	Kane County	4-4	4.54	34	7	0	0	0	71.1	84	53	36	3	1	35	43	7	3
1993	Albany	11-13	3.06	29	29	8	1	0	185.1	173	82	63	7	5	82	118	10	1
1994	Frederick	10-4	4.17	31	14	0	0	1	103.2	92	58	48	7	9	48	67	3	0
1995	Bowie	9-8	5.11	26	21	0	0	0	118.0	154	71	67	11	4	42	60	5	3
1996	Bowie	1-3	7.45	6	4	0	0	0	19.1	31	17	16	2	1	7	13	4	1
	Winnipeg	11-3	3.58	17	15	2	0	0	103.0	99	46	41	11	6	55	63	3	3
1997	Arkansas	8-5	1.91	50	4	0	0	2	80.0	70	24	17	0	3	45	52	4	0
1998	Arkansas	6-1	4.10	56	0	0	0	15	59.1	55	30	27	2	3	30	46	3	0
1999	San Antonio	0-1	27.00	3	0	0	0	0	3.0	10	10	9	0	0	3	1	0	0
2000		— Injured, Did Not Pitch —																
2001	San Antonio	1-1	5.09	23	0	0	0	8	23.0	23	14	13	1	3	11	18	3	0
	Tacoma	2-0	1.56	12	0	0	0	0	17.1	12	3	3	0	2	7	9	0	0
2002	Tacoma	2-2	3.67	23	0	0	0	2	27.0	26	15	11	2	1	10	20	0	1
	Fresno	3-2	3.03	20	0	0	0	1	29.2	31	10	10	2	1	10	29	2	0
Minor League Totals		71-48	3.89	341	99	10	1	30	877.1	904	455	379	49	39	402	569	46	13

JEFFERSON, Andrew McKinley (Drew)**LHP****Born:** April 27, 1980, Baltimore, MD**Resides:** Normal, IL**Bats:** Left **Throws:** Left**Height:** 5-10 **Weight:** 190**How Obtained:** Giants #42 selection in June, 2002 draft. Signed by Todd Thomas.**First Pro Year:** 2002

Attended Southwest Missouri State (Springfield) University...single.

Year	Club	W-L	ERA	G	GS	CG	SHO	SV	IP	H	R	ER	HR	HB	BB	SO	WP	BK
2002	Salem-Keizer	2-2	3.81	23	0	0	0	1	28.1	27	12	12	1	0	8	39	1	0

JERNIGAN, Karl Jeffrey**OF****Born:** April 15, 1979, Milton, FL**Resides:** Navarre, FL**Bats:** Right **Throws:** Right**Height:** 6-2 **Weight:** 190**How Obtained:** Giants #22 selection in June, 2001 draft. Signed by Paul Turco, Jr. (Feb. 14, 2002).**First Pro Year:** 2002

Attended Florida State (Tallahsee) University...single.

Year	Club	AVG	G	AB	R	H	2B	3B	HR	RBI	SH	SF	HP	BB	SO	SB	CS	E
2002	Salem-Keizer	.287	34	94	14	27	6	0	1	10	3	2	1	6	17	3	1	0

JESTER, Joe Reynolds**IF****Born:** July 17, 1978, Texarkana, TX**Resides:** Ashdown, AR**Bats:** Right **Throws:** Right**Height:** 5-10 **Weight:** 180**How Obtained:** Giants #7 selection in June, 1999 draft. Signed by Todd Thomas.**First Pro Year:** 1999

Attended University of Arkansas...named to California League In Season All-Star squad in 2001...single.

Year	Club	AVG	G	AB	R	H	2B	3B	HR	RBI	SH	SF	HP	BB	SO	SB	CS	E
1999	Salem-Keizer	.300	72	263	67	79	19	1	8	40	7	2	7	50	57	13	6	13
2000	San Jose	.263	114	429	94	113	13	4	8	46	3	6	17	69	75	24	8	16
	Fresno	.200	4	15	1	3	1	0	0	0	0	0	0	2	4	0	0	3
2001	San Jose	.254	81	295	51	75	17	2	7	41	3	1	12	35	77	20	5	14
	Shreveport	.320	40	150	26	48	14	2	6	27	1	1	3	12	33	4	1	6
2002	Shreveport	.279	104	359	52	100	20	2	11	40	4	1	2	29	66	14	5	21
Minor League Totals		.277	415	1511	291	418	84	11	40	194	18	11	41	197	312	75	25	73

JONES, Christopher Campbell (Chris)**LHP****Born:** August 29, 1979, Charlotte, NC**Resides:** Charlotte, NC**Bats:** Left **Throws:** Left**Height:** 6-3 **Weight:** 185**How Obtained:** Giants sandwich selection (38th pick overall) in June, 1998 draft. Signed by Bobby Myrick.**First Pro Year:** 1998

Graduated from South Mecklenburg (NC) High School in 1998...named Howe SportsData's Northwest League Pitcher of Week for July 6-12, 1998...single.

Year	Club	W-L	ERA	G	GS	CG	SHO	SV	IP	H	R	ER	HR	HB	BB	SO	WP	BK
1998	Salem-Keizer	5-4	4.13	14	13	0	0	0	72.0	76	40	33	6	4	17	60	4	1
1999	San Jose	8-12	4.61	28	27	0	0	0	130.2	121	85	67	5	6	87	118	17	5
2000	San Jose	3-6	10.71	36	7	0	0	0	61.1	74	89	73	8	6	85	50	20	0
2001	Hagerstown	6-3	4.52	39	4	0	0	1	73.2	77	42	37	3	7	40	69	9	1
2002	Shreveport	1-7	6.40	36	8	0	0	0	84.1	96	71	60	14	1	40	57	7	0
Minor League Totals		23-32	5.76	153	59	0	0	1	422.0	444	327	270	36	24	269	345	57	7

KELLY, Kevin Patrick**IF****Born:** March 21, 1980, San Diego, CA**Resides:** Brooklawn, NJ**Bats:** Right **Throws:** Right**Height:** 6-1 **Weight:** 200**How Obtained:** Giants #5 selection in June, 2002 draft. Signed by Bobby Myrick.**First Pro Year:** 2002

Attended Duke (NC) University...single.

Year	Club	AVG	G	AB	R	H	2B	3B	HR	RBI	SH	SF	HP	BB	SO	SB	CS	E
2002	Salem-Keizer	.100	15	50	6	5	1	0	0	2	1	0	0	7	13	0	0	3

KNOEDLER, Justin J.**C****Born:** July 17, 1980, Springfield, IL**Resides:** Springfield, IL**Bats:** Right **Throws:** Right**Height:** 6-2 **Weight:** 210**How Obtained:** Giants #5 selection in June, 2001 draft. Signed by Steve Armien.**First Pro Year:** 2001

Attended University of Miami (FL)...converted from pitcher to catcher after 2001 season...selected to South Atlantic League In Season All-Star team in 2002...single.

Year	Club	AVG	G	AB	R	H	2B	3B	HR	RBI	SH	SF	HP	BB	SO	SB	CS	E
2002	Hagerstown	.257	86	280	32	72	16	2	5	33	2	3	4	37	56	6	5	15
Year	Club	W-L	ERA	G	GS	CG	SHO	SV	IP	H	R	ER	HR	HB	BB	SO	WP	BK
2001	Salem-Keizer	1-1	1.26	13	0	0	0	1	28.2	22	4	4	0	0	9	38	1	0

LEWIS, Frederick D. (Fred)**OF****Born:** December 9, 1980, Hattiesburg, MS**Resides:** Wiggins, MS**Bats:** Left **Throws:** Right**Height:** 6-2 **Weight:** 190**How Obtained:** Giants #2 selection in June, 2002 draft. Signed by Tom Korenek.**First Pro Year:** 2002

Attended Southern University (Baton Rouge, LA)...selected to Northwest League Post Season All-Star team in 2002...single.

Year	Club	AVG	G	AB	R	H	2B	3B	HR	RBI	SH	SF	HP	BB	SO	SB	CS	E
2002	Salem-Keizer	.322	58	239	43	77	9	3	1	23	1	0	3	26	58	9	6	4

LIRIANO, Francisco Casillas**LHP****Born:** October 26, 1983, San Cristobal, DR**Resides:** San Cristobal, DR**Bats:** Left**Throws:** Left**Height:** 6-2**Weight:** 185**How Obtained:** Signed by Giants as non-drafted free agent, September 9, 2000.**First Pro Year:** 2001

Named Howe SportsData's South Atlantic League Pitcher of the Week for June 7-13, 2002.

Year	Club	W-L	ERA	G	GS	CG	SHO	SV	IP	H	R	ER	HR	HB	BB	SO	WP	BK
2001	ARL-Giants	5-4	3.63	13	12	0	0	0	62.0	51	26	25	3	1	24	67	6	3
	Salem-Keizer	0-0	5.00	2	2	0	0	0	9.0	7	5	5	2	0	1	12	0	0
2002	Hagerstown	3-6	3.49	16	16	0	0	0	80.0	61	45	31	6	0	31	85	4	0
Minor League Totals		8-10	3.64	31	30	0	0	0	151.0	119	76	61	11	1	56	164	10	3

LOPEZ, Nelson**RHP****Born:** July 28, 1980, Miami, FL**Resides:** Miami, FL**Bats:** Right**Throws:** Right**Height:** 6-2**Weight:** 200**How Obtained:** Giants #22 selection in June, 2002 draft. Signed by Charlie Gonzalez.**First Pro Year:** 2002

Attended Florida Atlantic (Boca Raton) University...single.

Year	Club	W-L	ERA	G	GS	CG	SHO	SV	IP	H	R	ER	HR	HB	BB	SO	WP	BK
2002	Salem-Keizer	0-1	6.23	5	0	0	0	0	4.1	3	5	3	0	3	6	1	3	0
	Hagerstown	0-0	27.00	1	0	0	0	0	1.0	4	3	3	0	0	1	2	1	0
Minor League Totals		0-1	10.13	6	0	0	0	0	5.1	7	8	6	0	3	7	3	4	0

LOWRY, Noah R.**LHP****Born:** October 10, 1980, Ventura, CA**Resides:** Ojai, CA**Bats:** Left**Throws:** Left**Height:** 6-2**Weight:** 190**How Obtained:** Giants #1 selection (30th pick overall) in June, 2001 draft. Signed by Darren Wittcke.**First Pro Year:** 2001

Graduated from Nordhoff (Ojai, CA) High School...attended Ventura (CA) Junior College...attended Pepperdine (CA) University...earned All-America honors in 2001, while being named West Coast Conference Pitcher of the Year...married (Clare Buck, Jan. 11, 2003).

Year	Club	W-L	ERA	G	GS	CG	SHO	SV	IP	H	R	ER	HR	HB	BB	SO	WP	BK
2001	Salem-Keizer	1-1	3.60	8	7	0	0	0	25.0	26	15	10	2	1	8	28	2	0
2002	San Jose	6-5	2.15	15	12	0	0	0	58.2	38	21	14	4	3	20	62	1	0
Minor League Totals		7-6	2.58	23	19	0	0	0	83.2	64	36	24	6	4	28	90	3	0

LUTHER, Ryan Richard**C/IF****Born:** January 21, 1977, Dunedin, FL**Resides:** North Bend, WA**Bats:** Right**Throws:** Right**Height:** 6-0**Weight:** 185**How Obtained:** Giants #21 selection in June, 1999 draft. Signed by John Shafer.**First Pro Year:** 1999

Graduated from Issaquah (WA) High School...attended Olympic Community College, where he was named 1st team Northern Division and 2nd team All-NWAAC...Lewis & Clark State (Lewiston, ID) College...earned In Season California League All-Star honors as 2nd baseman/catcher in 2000...named Texas League All-Star as 2nd baseman/catcher in 2001...non-roster spring invitee to Giants' Major League camp in 2002...married (Kelly Crume, Dec. 30, 2000).

Year	Club	AVG	G	AB	R	H	2B	3B	HR	RBI	SH	SF	HP	BB	SO	SB	CS	E
1999	Salem-Keizer	.300	61	220	34	66	12	1	4	38	0	2	9	18	35	12	4	11
2000	Bakersfield	.300	110	414	78	124	25	2	7	48	5	6	10	48	94	14	8	17
2001	Shreveport	.280	127	453	54	127	26	2	4	42	8	2	15	32	78	6	8	24
2002	Fresno	.250	5	8	2	2	1	0	0	3	0	1	1	3	3	1	0	1
	Shreveport	.278	32	108	10	30	5	0	2	14	0	2	2	11	25	4	0	3
	San Jose	.245	32	94	6	23	3	2	1	8	1	1	2	6	38	2	1	2
Minor League Totals		.287	367	1297	184	372	72	7	18	153	14	14	39	118	273	39	21	58

MAESTRALES, Peter Gus (Pete)**IF****Born:** July 4, 1979, Fort Lauderdale, FL**Resides:** Delray Beach, FL**Bats:** Right**Throws:** Right**Height:** 5-11**Weight:** 180**How Obtained:** Signed by Giants as non-drafted free agent, June 14, 2001.**First Pro Year:** 2001

Attended University of Delaware...named Howe SportsData's Arizona League Player of the Week for Aug. 13-19, 2001...single.

Year	Club	AVG	G	AB	R	H	2B	3B	HR	RBI	SH	SF	HP	BB	SO	SB	CS	E
2001	Salem-Keizer	.258	19	66	6	17	5	1	1	11	1	0	1	3	19	0	0	6
	ARL-Giants	.255	26	94	12	24	5	2	0	6	1	1	1	8	17	5	2	2
2002	Salem-Keizer	.273	60	165	20	45	9	2	3	19	1	4	1	9	38	4	3	2
Minor League Totals		.265	105	325	38	86	19	5	4	36	3	5	3	20	74	9	5	10

MAGALLANES, Fidel**RHP****Born:** April 24, 1984, Santo Domingo, DR**Resides:** San Domingo, DR**Bats:** Right**Throws:** Right**Height:** 6-1**Weight:** 170**How Obtained:** Signed by Giants as non-drafted free agent, May 4, 2001.**First Pro Year:** 2001

Year	Club	W-L	ERA	G	GS	CG	SHO	SV	IP	H	R	ER	HR	HB	BB	SO	WP	BK
2001	DSL-Giants	2-4	4.44	14	11	0	0	0	48.2	34	37	24	0	6	42	50	15	2
2002	ARL-Giants	0-0	22.09	4	0	0	0	0	3.2	2	9	9	0	1	8	5	1	0
Minor League Totals		2-4	5.68	18	11	0	0	0	52.1	36	46	33	0	7	50	55	16	2

MALDONADO, Edwin David**IF****Born:** January 3, 1979, Hato Rey, PR**Resides:** Manati, PR**Bats:** Right**Throws:** Right**Height:** 6-0**Weight:** 175**How Obtained:** Giants #9 selection in June, 2000 draft. Signed by Todd Thomas.**First Pro Year:** 2000

Attended Oklahoma Christian (Oklahoma City) University...single.

Year	Club	AVG	G	AB	R	H	2B	3B	HR	RBI	SH	SF	HP	BB	SO	SB	CS	E
2000	Salem-Keizer	.188	57	191	23	36	9	0	1	16	5	3	1	13	46	0	3	17
2001	Salem-Keizer	.500	1	2	1	1	0	0	0	1	0	0	0	0	0	0	0	0
	San Jose	.325	44	160	23	52	9	1	7	24	3	3	3	3	34	0	2	4
2002	San Jose	.226	120	439	39	99	21	3	5	51	7	6	4	13	100	3	8	11
Minor League Totals		.237	222	792	86	188	39	4	14	92	15	12	8	29	180	3	13	32

MARKERT, Jackson David**RHP****Born:** February 9, 1979, Tulsa, OK**Resides:** Tulsa, OK**Bats:** Right**Throws:** Right**Height:** 6-6**Weight:** 215**How Obtained:** Giants #11 selection in June, 2000 draft. Signed by Todd Thomas.**First Pro Year:** 2000

Attended Oral Roberts (Tulsa, OK) University...won Rolands Relief Man Award for all minor leagues in 2001, pacing association with 117 points...his 39 saves in '01 were 9th highest total ever in minor league baseball, just 7 behind all-time leader Jamie Cochran of Savanna in 1993...single.

Year	Club	W-L	ERA	G	GS	CG	SHO	SV	IP	H	R	ER	HR	HB	BB	SO	WP	BK
2000	Salem-Keizer	3-1	2.27	21	0	0	0	6	35.2	28	9	9	0	2	15	38	4	0
2001	Hagerstown	3-3	2.82	58	0	0	0	39	60.2	57	26	19	4	4	18	45	4	0
2002	San Jose	3-8	5.61	41	0	0	0	12	59.1	73	40	37	4	1	23	41	3	1
Minor League Totals		9-12	3.76	120	0	0	0	57	155.2	158	75	65	8	7	56	124	11	1

MATOS, Osiris G.**RHP****Born:** November 6, 1984, Santo Domingo, DR**Resides:** Santo Domingo, DR**Bats:** Right**Throws:** Right**Height:** 6-1**Weight:** 180**How Obtained:** Signed by Giants as non-drafted free agent, Feb. 6, 2002.**First Pro Year:** 2002

Year	Club	W-L	ERA	G	GS	CG	SHO	SV	IP	H	R	ER	HR	HB	BB	SO	WP	BK
2002	ARL-Giants	4-2	4.65	13	13	0	0	0	62.0	63	35	32	3	3	22	51	1	1

MATOS, Raymond Miguel**LHP****Born:** February 23, 1983, Santo Domingo, DR**Resides:** Santo Domingo, DR**Bats:** Left**Throws:** Left**Height:** 6-1**Weight:** 150**How Obtained:** Signed by Giants as non-drafted free agent, July 21, 1999.**First Pro Year:** 2000

Year	Club	W-L	ERA	G	GS	CG	SHO	SV	IP	H	R	ER	HR	HB	BB	SO	WP	BK
2000	ARL-Giants	0-1	6.04	10	3	0	0	0	25.1	33	23	17	2	3	19	16	4	0
2001	ARL-Giants	4-3	2.34	14	12	0	0	0	61.2	64	35	16	0	6	29	66	12	0
2002	Salem-Keizer	0-2	4.05	18	0	0	0	0	26.2	23	15	12	1	2	11	18	1	0
Minor League Totals		4-6	3.56	42	15	0	0	0	113.2	120	73	45	3	11	59	100	17	0

McGOWAN, Sean Michael**IF****Born:** May 15, 1977, Winchester, MA**Resides:** Burlington, MA**Bats:** Right**Throws:** Right**Height:** 6-6**Weight:** 240**How Obtained:** Giants #3 selection in June, 1999 draft. Signed by Glenn Tufts.**First Pro Year:** 1999

Attended Boston College... named to Northwest League Post Season All-Star team in 1999... named to California League Post Season All-Star squad in 2000... honored as TOPPS California League Player of the Month for July in 2000... named Howe SportsData's Pacific Coast League Player of the Week for July 23-29, 2001... single.

Year	Club	AVG	G	AB	R	H	2B	3B	HR	RBI	SH	SF	HP	BB	SO	SB	CS	E
1999	Salem Keizer	.335	63	257	40	86	12	1	15	62	0	0	1	20	56	3	1	5
	San Jose	.375	2	8	1	3	1	0	0	1	0	0	0	3	0	1	0	
2000	San Jose	.327	114	456	58	149	32	2	12	106	0	3	6	43	71	4	3	20
	Shreveport	.348	18	69	5	24	4	0	0	12	0	0	0	1	8	0	0	0
2001	Fresno	.286	104	391	59	112	30	2	14	65	0	2	2	23	95	1	0	11
	Shreveport	.304	31	125	11	38	6	0	3	17	0	2	0	5	19	0	1	1
2002	Fresno	.246	57	187	12	46	15	2	1	17	1	1	2	5	42	1	1	7
	Shreveport	.167	9	30	2	5	2	0	0	1	0	0	0	1	3	0	0	0
	San Jose	.302	55	212	22	64	12	0	4	31	0	1	6	15	34	0	1	4
Minor League Totals		.304	453	1735	210	527	114	7	49	312	1	9	17	113	331	9	8	48

McMAINS, Derin W.**IF****Born:** November 3, 1979, Oskaloosa, IA**Resides:** Little Rock, AR**Bats:** Both**Throws:** Right**Height:** 6-0**Weight:** 180**How Obtained:** Giants #11 selection in June, 2001 draft. Signed by Todd Thomas.**First Pro Year:** 2001

Attended University of Arkansas-Little Rock... named Howe SportsData's Northwest League Player of the Week for Aug. 20-26, 2001... single.

Year	Club	AVG	G	AB	R	H	2B	3B	HR	RBI	SH	SF	HP	BB	SO	SB	CS	E
2001	Salem-Keizer	.271	69	258	40	70	18	2	4	40	5	3	1	32	26	6	1	11
2002	Hagerstown	.242	83	330	44	80	11	2	6	32	2	4	4	31	28	14	3	8
Minor League Totals		.255	152	588	84	150	29	4	10	72	7	7	5	63	54	20	4	19

MEYER, Robert T. (Robbie)**OF****Born:** December 15, 1978, Carmel, CA**Resides:** Berkeley, CA**Bats:** Right**Throws:** Right**Height:** 6-2**Weight:** 195**How Obtained:** Giants #19 selection in June, 2001 draft. Signed by Doug Mapson.**First Pro Year:** 2001

Attended University of California, Berkeley... single.

Year	Club	AVG	G	AB	R	H	2B	3B	HR	RBI	SH	SF	HP	BB	SO	SB	CS	E
2001	Salem-Keizer	.292	70	274	47	80	19	1	5	35	1	2	5	25	53	0	0	2
2002	Hagerstown	.273	126	447	51	122	24	0	8	37	4	2	11	32	95	6	1	6
Minor League Totals		.280	196	721	98	202	43	1	13	72	5	4	16	57	148	6	1	8

MILLIKAN, Bryan J.**RHP**

Born: August 13, 1983, Portland, OR
Bats: Right **Throws:** Right
Resides: Olympia, WA
Height: 6-5 **Weight:** 190
How Obtained: Giants #18 selection in June, 2002 draft. Signed by Matt Woodward (Sept. 14, 2002).
First Pro Year: 2002

Graduated from Black Hills (Olympia, WA) High School...single.

MIRANDA, Miguel A.**IF**

Born: June 10, 1979, Santurce, PR
Bats: Both **Throws:** Right
Resides: Little Rock, AR
Height: 6-0 **Weight:** 175
How Obtained: Giants #21 selection in June, 2001 draft. Signed by Todd Thomas.
First Pro Year: 2001

Attended University of Arkansas-Little Rock...single.

Year	Club	AVG	G	AB	R	H	2B	3B	HR	RBI	SH	SF	HP	BB	SO	SB	CS	E
2001	Salem-Keizer	.278	59	194	21	54	7	0	0	22	5	3	1	18	20	4	3	15
2002	Hagerstown	.263	70	217	25	57	2	1	1	25	10	2	1	17	26	4	1	16
Minor League Totals		.270	129	411	46	111	9	1	1	47	15	5	2	35	46	8	4	31

MITCHELL, Benjamin Jerome (Ben)**RHP**

Born: October 2, 1979, Harbor City, CA
Bats: Right **Throws:** Right
Resides: Scottsdale, AZ
Height: 6-3 **Weight:** 200
How Obtained: Giants #20 selection in June, 2002 draft. Signed by Joe Strain.
First Pro Year: 2002

Attended Grand Canyon (Phoenix, AZ) University...single.

Year	Club	W-L	ERA	G	GS	CG	SHO	SV	IP	H	R	ER	HR	HB	BB	SO	WP	BK
2002	Salem-Keizer	2-4	2.16	25	0	0	0	10	25.0	14	7	6	1	3	17	26	1	0

MONTES, Alberto (Albert)**RHP**

Born: December 11, 1979, El Paso, TX
Bats: Right **Throws:** Right
Resides: El Paso, TX
Height: 6-2 **Weight:** 210
How Obtained: Giants #12 selection in June, 2001 draft. Signed by Tom Korenek.
First Pro Year: 2001

Attended University of Texas...single.

Year	Club	W-L	ERA	G	GS	CG	SHO	SV	IP	H	R	ER	HR	HB	BB	SO	WP	BK
2001	Salem-Keizer	2-1	3.57	17	0	0	0	7	22.2	21	10	9	1	2	6	19	3	1
2002	Hagerstown	3-2	3.62	28	0	0	0	3	37.1	38	19	15	6	3	12	35	5	1
	San Jose	2-0	2.37	24	0	0	0	5	30.1	26	9	8	0	1	10	18	2	0
Minor League Totals		7-3	3.19	69	0	0	0	15	90.1	85	38	32	7	6	28	72	10	2

MORENO, Anthony**RHP**

Born: May 4, 1983, Tempe, AZ
Bats: Right **Throws:** Right
Resides: Mesa, AZ
Height: 6-1 **Weight:** 190
How Obtained: Giants #39 selection in June, 2002 draft. Signed by Joe Strain.
First Pro Year: 2002

Attended South Mountain (AZ) Community College...single.

Year	Club	W-L	ERA	G	GS	CG	SHO	SV	IP	H	R	ER	HR	HB	BB	SO	WP	BK
2002	ARL-Giants	1-1	3.80	16	1	0	0	0	23.2	24	11	10	1	0	6	17	1	1

MORILLO, Roberto J.**IF**

Born: July 24, 1984, Maracaibo, Venezuela
Bats: Both **Throws:** Right
Resides: Maracaibo, Venezuela
Height: 6-0 **Weight:** 155
How Obtained: Signed by Giants as non-drafted free agent, March 14, 2001.
First Pro Year: 2001

Year	Club	AVG	G	AB	R	H	2B	3B	HR	RBI	SH	SF	HP	BB	SO	SB	CS	E
2001	ARL-Giants	.250	4	4	1	1	0	0	0	0	0	0	1	0	2	0	0	0
	DSL-Giants	.150	16	40	6	6	2	0	0	1	1	1	10	7	12	1	3	—
2002	ARL-Giants	.288	22	59	14	17	1	1	1	11	1	2	2	8	15	5	1	6
Minor League Totals		.233	42	103	21	24	3	1	1	12	2	3	13	15	29	6	4	—

MUNHALL, Brian A.**Born:** June 17, 1980, San Antonio, TX**Resides:** Spokane, WA**Bats:** Right**Throws:** Right**Height:** 6-0**Weight:** 190**How Obtained:** Signed by Giants as non-drafted free agent, June 8, 2002.**First Pro Year:** 2002

Attended Gonzaga (Spokane, WA) University...selected to Arizona Rookie League Post Season All-Star team in 2002...named Howe SportsData's Arizona Rookie League Player of the Week for Aug. 12-18, 2002...single.

Year	Club	AVG	G	AB	R	H	2B	3B	HR	RBI	SH	SF	HP	BB	SO	SB	CS	E
2002	ARL-Giants	.297	46	175	25	52	9	2	0	23	0	3	3	11	25	5	1	2

MUNTER, Scott Michael**RHP****Born:** March 7, 1980, Norfolk, NE**Resides:** Wichita, KS**Bats:** Right**Throws:** Right**Height:** 6-6**Weight:** 235**How Obtained:** Giants #47 selection in June, 2001 draft. Signed by Todd Thomas.**First Pro Year:** 2001

Attended Butler County (KS) Community College...single.

Year	Club	W-L	ERA	G	GS	CG	SHO	SV	IP	H	R	ER	HR	HB	BB	SO	WP	BK
2001	Salem-Keizer	1-2	5.91	15	0	0	0	0	35.0	42	26	23	3	1	12	28	3	0
	Hagerstown	1-0	3.38	1	1	0	0	0	5.1	5	3	2	0	0	1	2	0	0
2002	Salem-Keizer	1-1	6.98	10	4	0	0	0	29.2	33	24	23	0	2	20	20	3	1
	San Jose	0-0	10.38	3	0	0	0	0	4.1	12	5	5	0	0	4	2	0	0
Minor League Totals		3-3	6.42	29	5	0	0	0	74.1	92	58	53	3	3	37	52	6	1

NACAR, Leslie J.**RHP****Born:** July 20, 1983, Libertad de Baminas, VZ**Resides:** Libertad de Baminas, VZ**Bats:** Right**Throws:** Right**Height:** 6-1**Weight:** 150**How Obtained:** Signed by Giants as non-drafted free agent, September 15, 1999.**First Pro Year:** 2000

Year	Club	W-L	ERA	G	GS	CG	SHO	SV	IP	H	R	ER	HR	HB	BB	SO	WP	BK
2000	DSL-Giants	8-2	3.50	19	9	2	1	0	74.2	53	36	29	2	10	32	81	4	2
2001	ARL-Giants	0-3	2.54	22	0	0	0	5	28.1	27	9	8	2	1	9	35	4	0
2002	ARL-Giants	2-1	3.29	18	0	0	0	0	27.1	23	12	10	2	2	7	25	2	1
Minor League Totals		10-6	3.25	59	9	2	1	5	130.1	103	57	47	6	13	48	141	10	3

NACAR, Yimmy D.**RHP****Born:** May 5, 1983, Libertad de Baminas, VZ**Resides:** Libertad de Baminas, VZ**Bats:** Right**Throws:** Right**Height:** 6-4**Weight:** 175**How Obtained:** Signed by Giants as non-drafted free agent, September 15, 1999.**First Pro Year:** 2000

Year	Club	W-L	ERA	G	GS	CG	SHO	SV	IP	H	R	ER	HR	HB	BB	SO	WP	BK
2000	ARL-Giants	0-1	9.74	12	0	0	0	0	20.1	25	22	22	1	2	20	17	6	0
2001	ARL-Giants	1-0	5.14	17	5	0	0	0	42.0	40	25	24	1	11	22	38	4	2
2002	DSL-Giants	4-3	3.39	24	9	0	0	1	63.2	50	27	24	1	17	43	80	21	1
Minor League Totals		5-4	5.00	53	14	0	0	1	126.0	115	74	70	3	30	85	135	31	3

ORTMEIER, Daniel D.**OF****Born:** May 11, 1981, Chattanooga, TN**Resides:** Highland Village, TX**Bats:** Both**Throws:** Left**Height:** 6-4**Weight:** 220**How Obtained:** Giants #3 selection in June, 2002 draft. Signed by Todd Thomas.**First Pro Year:** 2002

Attended University of Texas-Arlington...single.

Year	Club	AVG	G	AB	R	H	2B	3B	HR	RBI	SH	SF	HP	BB	SO	SB	CS	E
2001	Salem-Keizer	.292	49	195	32	57	9	1	5	31	0	2	1	18	37	3	0	1

PADGETT, Daniel E.**LHP****Born:** January 7, 1978, Milwaukee, WI**Resides:** Littleton, CO**Bats:** Left **Throws:** Left**Height:** 6-0**Weight:** 170**How Obtained:** Giants #19 selection in June, 2000 draft. Signed by Steve Arnier.**First Pro Year:** 2000

Attended Northwestern (Evanston, IL) University...single.

Year	Club	W-L	ERA	G	GS	CG	SHO	SV	IP	H	R	ER	HR	HB	BB	SO	WP	BK
2000	Salem-Keizer	2-1	5.23	20	0	0	0	1	20.2	17	12	12	2	0	9	37	3	1
2001	Salem-Keizer	0-0	21.60	4	0	0	0	0	3.1	11	8	8	1	1	2	1	1	0
	Hagerstown	0-1	6.66	19	0	0	0	0	24.1	24	18	18	3	1	18	16	0	0
2002	Hagerstown	0-1	4.31	27	0	0	0	3	48.0	48	31	23	4	2	18	41	2	2
Minor League Totals		2-3	5.70	70	0	0	0	4	96.1	100	69	61	10	4	47	95	6	3

PALMER, Jonathan Matt (Matt)**RHP****Born:** March 21, 1979, Memphis, TN**Resides:** Caruthersville, MO**Bats:** Right **Throws:** Right**Height:** 6-2**Weight:** 200**How Obtained:** Giants #31 selection in June, 2002 draft. Signed by Todd Thomas.**First Pro Year:** 2002

Attended Southwest Missouri State (Springfield) University...single.

Year	Club	W-L	ERA	G	GS	CG	SHO	SV	IP	H	R	ER	HR	HB	BB	SO	WP	BK
2002	Salem-Keizer	3-2	1.84	16	9	0	0	0	53.2	44	15	11	0	3	23	49	5	0

PANNONE, Anthony J.**RHP****Born:** July 7, 1981, Anaheim, CA**Resides:** Olympia, WA**Bats:** Right **Throws:** Right**Height:** 6-3**Weight:** 220**How Obtained:** Giants #16 selection in June, 2000 draft. Signed by Todd Thomas (May 14, 2001).**First Pro Year:** 2001

Attended Seward County (KS) Community College...single.

Year	Club	W-L	ERA	G	GS	CG	SHO	SV	IP	H	R	ER	HR	HB	BB	SO	WP	BK
2001	Salem-Keizer	7-1	4.11	14	14	0	0	0	76.2	82	41	35	9	8	13	61	7	1
2002	Hagerstown	9-10	3.11	28	28	2	1	0	168.0	157	73	58	7	6	61	116	12	1
Minor League Totals		16-11	3.42	42	42	2	1	0	244.2	239	114	93	16	14	74	177	19	2

PAULINO, Adalberto**IF****Born:** September 6, 1982, Nizao, DR**Resides:** Nizao, DR**Bats:** Right **Throws:** Right**Height:** 5-11**Weight:** 150**How Obtained:** Signed by Giants as non-drafted free agent, March 7, 2000.**First Pro Year:** 2000

Year	Club	AVG	G	AB	R	H	2B	3B	HR	RBI	SH	SF	HP	BB	SO	SB	CS	E
2000	DSL-Giants	.293	68	263	22	77	8	2	2	32	2	0	4	15	39	2	2	—
2001	DSL-Giants	.245	66	237	37	58	5	2	1	36	5	6	6	27	30	5	13	—
2002	ARL-Giants	.263	43	175	23	46	7	4	1	18	0	1	2	6	26	7	2	2
Minor League Totals		.268	177	675	82	181	20	8	4	86	7	7	12	48	95	14	17	—

PAVON, Julio C.**RHP****Born:** June 14, 1976, Granada, Nicaragua**Resides:** Granada, Nicaragua**Bats:** Right **Throws:** Right**Height:** 6-2**Weight:** 165**How Obtained:** Signed by Giants as non-drafted free agent, May 24, 1999.**First Pro Year:** 2000

Year	Club	W-L	ERA	G	GS	CG	SHO	SV	IP	H	R	ER	HR	HB	BB	SO	WP	BK
2000	Salem-Keizer	5-1	5.51	15	2	0	0	1	49.0	63	33	30	5	2	16	50	3	1
	Bakersfield	3-0	3.46	7	0	0	0	0	13.0	15	11	5	2	0	5	15	1	0
2001	San Jose	1-0	8.74	6	0	0	0	0	11.1	14	12	11	2	2	2	14	0	0
	Hagerstown	6-4	3.12	29	15	1	1	2	112.2	109	45	39	6	3	21	107	4	3
2002	Hagerstown	3-6	3.26	43	8	0	0	10	116.0	112	54	42	5	2	21	90	5	2
Minor League Totals		18-11	3.80	99	25	1	1	13	301.0	312	155	127	20	9	65	276	13	6

PERNALETE, Marco Antonio

IF

Born: October 12, 1978, Barquisimeto Lara, VZ
Bats: Both **Throws:** Right **Resides:** Barquisimeto Lara, VZ
Height: 6-0 **Weight:** 155
How Obtained: Signed by Giants as non-drafted free agent, Sept. 9, 1995.
First Pro Year: 1996

Named Howe SportsData's California League Player of the Week for June 11-17, 2001...single.

Year	Club	AVG	G	AB	R	H	2B	3B	HR	RBI	SH	SF	HP	BB	SO	SB	CS	E	
1996		— Injured, Did Not Play —																	
1997	Bakersfield	.270	17	37	6	10	0	0	0	2	1	0	1	2	7	0	1	0	
1998	Bakersfield	.232	73	190	19	44	6	0	0	12	4	0	2	11	52	5	1	1	
1999	San Jose	.238	99	370	50	88	19	0	3	32	5	2	5	30	105	10	3	2	
2000	Bakersfield	.256	91	301	53	77	16	1	5	27	6	1	3	57	88	15	3	14	
2001	San Jose	.351	48	171	25	60	11	1	2	22	0	2	2	17	45	3	1	6	
	Fresno	.307	32	101	9	31	7	2	2	11	0	1	0	10	22	1	0	4	
	Shreveport	.280	29	93	9	26	5	1	2	12	1	5	2	9	17	0	1	4	
2002	Fresno	.265	92	260	29	69	4	1	5	25	4	3	0	13	58	1	1	6	
	Shreveport	.222	15	54	5	12	4	0	1	5	2	0	2	1	8	3	0	3	
Minor League Totals		.264	496	1577	205	417	72	6	20	148	23	14	17	150	402	38	11	40	

PICKFORD, Kevin Patrick

LHP

Born: March 12, 1975, Fresno, CA
Bats: Left **Throws:** Left **Resides:** Fresno, CA
Height: 6-4 **Weight:** 200
How Obtained: Signed by Giants as free agent, Dec. 26, 2002.
First Pro Year: 1993

Graduated from Clovis (CA) West High School...originally #2 selection by Pittsburgh in June, 1993 draft...granted free agency, Oct. 15, 2000...re-signed by Pirates, Dec. 1, 2000...released by Pirates, April 16, 2001...signed by San Diego as free agent, Feb. 14, 2002...granted free agency, Sept. 30, 2002.

Year	Club	W-L	ERA	G	GS	CG	SHO	SV	IP	H	R	ER	HR	HB	BB	SO	WP	BK	
1993	GCL-Pirates	0-4	3.41	9	7	0	0	0	34.1	24	19	13	1	3	20	28	0	2	
1994	Augusta	0-1	4.15	2	2	0	0	0	8.2	9	6	4	1	0	5	7	1	0	
	Welland	5-8	4.89	15	15	1	1	0	84.2	86	52	46	7	5	36	52	2	2	
1995	Augusta	7-3	2.00	16	16	0	0	0	85.2	85	28	19	5	5	16	59	2	0	
	Lynchburg	0-3	4.94	4	4	0	0	0	27.1	31	15	15	5	0	0	15	2	1	
1996	Lynchburg	11-11	4.07	28	28	4	1	0	172.1	195	99	78	15	11	25	100	4	1	
1997	Carolina	1-2	7.36	21	1	0	0	1	29.1	48	29	24	3	3	15	24	0	0	
	Lynchburg	3-4	3.56	14	10	0	0	1	73.1	72	31	29	3	2	11	50	2	0	
1998	Carolina	5-1	3.90	13	8	1	0	0	57.2	48	26	25	7	3	15	43	2	0	
	Nashville	6-1	3.49	13	12	0	0	0	80.0	84	33	31	7	0	20	59	4	0	
1999		— Injured, Did Not Pitch —																	
2000	Altoona	0-5	9.97	10	4	0	0	0	21.2	38	29	24	2	2	14	9	1	1	
	Lynchburg	1-2	6.16	10	6	0	0	0	30.2	42	30	21	3	8	14	13	1	0	
2001	Sonoma County	3-5	8.29	9	9	0	0	0	38.0	51	45	35	2	5	23	19	1	1	
2002	Portland	4-7	5.94	20	12	1	0	1	69.2	79	50	46	5	3	31	40	3	0	
	San Diego	0-2	6.00	16	4	0	0	0	30.0	37	23	20	3	3	20	18	1	0	
Minor League Totals		46-57	4.54	184	134	7	2	3	813.1	892	492	410	66	50	245	518	25	8	
M.L. Totals		0-2	6.00	16	4	0	0	0	30.0	37	23	20	3	3	20	18	1	0	

PORTORREAL, Daniel

RHP

Born: January 29, 1982, Santo Domingo, DR
Bats: Right **Throws:** Right **Resides:** Santo Domingo, DR
Height: 6-2 **Weight:** 160
How Obtained: Signed by Giants as non-drafted free agent, Oct. 17, 2001.
First Pro Year: 2002

Selected to Arizona Rookie-League Post Season All-Star team in 2002.

Year	Club	W-L	ERA	G	GS	CG	SHO	SV	IP	H	R	ER	HR	HB	BB	SO	WP	BK
2002	ARL-Giants	6-2	3.00	14	14	0	0	0	72.0	60	31	24	1	8	22	64	6	4

RANSOM, Troy J.**RHP****Born:** July 9, 1978, Mesa, AZ**Resides:** Chandler, AZ**Bats:** Right**Throws:** Right**Height:** 6-2**Weight:** 180**How Obtained:** Giants #29 selection in June, 1999 draft...signed by Doug Mapson.**First Pro Year:** 1999

Attended South Mountain (AZ) Junior College...initially an outfielder, converted to pitcher prior to 2001 season...is brother of Giants infielder Cody Ransom...single.

Year	Club	W-L	ERA	G	GS	CG	SHO	SV	IP	H	R	ER	HR	HB	BB	SO	WP	BK
2001	Salem-Keizer	0-2	6.41	17	0	0	0	0	19.2	31	15	14	4	3	11	13	0	1
2002	San Jose	0-4	6.36	27	3	0	0	0	63.2	85	55	45	10	4	19	24	2	2
Minor League Totals		0-6	6.37	44	3	0	0	0	83.1	116	70	59	14	7	30	37	2	3

Year	Club	AVG	G	AB	R	H	2B	3B	HR	RBI	SH	SF	HP	BB	SO	SB	CS	E
1999	Salem-Keizer	.140	26	50	6	7	1	2	0	6	3	1	1	5	19	1	2	0
2000	— On Voluntary Retired List, Did Not Play —																	
Minor League Totals		.140	26	50	6	7	1	2	0	6	3	1	1	5	19	1	2	0

REINA, Jesus D.**LHP****Born:** April 20, 1984, Carabobo, VZ**Resides:** Maracay, VZ**Bats:** Left**Throws:** Left**Height:** 6-0**Weight:** 140**How Obtained:** Signed by Giants as non-drafted free agent, Nov. 28, 2001.**First Pro Year:** 2002

Year	Club	W-L	ERA	G	GS	CG	SHO	SV	IP	H	R	ER	HR	HB	BB	SO	WP	BK
2002	DSL-Giants	5-5	2.96	18	15	1	0	0	91.1	71	41	30	2	5	35	90	3	2

RIGUEIRO, Rafael**RHP****Born:** March 20, 1977, Riverside, CA**Resides:** Riverside, CA**Bats:** Right**Throws:** Right**Height:** 6-6**Weight:** 200**How Obtained:** Giants #17 selection in June, 2000 draft. Signed by Todd Thomas.**First Pro Year:** 2000

Attended Southern Nazarene (Bethany, OK) University...non-roster spring invitee to Giants' Major League camp in 2002...married (Hannah)...son (Jamisun).

Year	Club	W-L	ERA	G	GS	CG	SHO	SV	IP	H	R	ER	HR	HB	BB	SO	WP	BK
2000	Salem-Keizer	0-1	4.65	28	0	0	0	0	40.2	38	24	21	1	2	31	52	9	1
2001	Hagerstown	5-3	3.19	26	14	0	0	0	96.0	77	37	34	8	12	35	104	8	1
2002	San Jose	6-11	4.22	25	25	0	0	0	130.0	133	66	61	14	3	66	87	16	2
Minor League Totals		11-15	3.92	79	39	0	0	0	266.2	248	127	116	23	17	132	243	33	40

RONDON, Yosy**LHP****Born:** February 3, 1983, La Romana, DR**Resides:** La Romana, DR**Bats:** Left**Throws:** Left**Height:** 5-10**Weight:** 170**How Obtained:** Signed by Giants as non-drafted free agent, March 15, 2001.**First Pro Year:** 2001

Year	Club	W-L	ERA	G	GS	CG	SHO	SV	IP	H	R	ER	HR	HB	BB	SO	WP	BK
2001	DSL-Giants	1-0	2.97	27	0	0	0	3	39.1	25	20	13	0	6	36	62	18	0
2002	ARL-Giants	0-2	5.74	16	0	0	0	0	15.2	10	12	10	0	2	16	25	2	0
Minor League Totals		1-2	3.76	43	0	0	0	3	55.0	35	32	23	0	8	52	87	20	0

SANCHEZ, Ivan**OF****Born:** March 7, 1983, San Jose de Ocoa, DR**Resides:** San Jose de Ocoa, DR**Bats:** Right**Throws:** Right**Height:** 6-3**Weight:** 190**How Obtained:** Signed by Giants as non-drafted free agent, Feb. 19, 2002.**First Pro Year:** 2002

Year	Club	AVG	G	AB	R	H	2B	3B	HR	RBI	SH	SF	HP	BB	SO	SB	CS	E
2000	ARL-Giants	.195	15	41	5	8	2	0	0	3	0	0	0	2	17	0	0	1

SANCHEZ, Jose A.**RHP****Born:** October 11, 1981, Santo Domingo, DR**Resides:** Santo Domingo, DR**Bats:** Right**Throws:** Right**Height:** 6-2**Weight:** 190**How Obtained:** Signed by Giants as non-drafted free agent, June 21, 2002.**First Pro Year:** 2002

Year	Club	W-L	ERA	G	GS	CG	SHO	SV	IP	H	R	ER	HR	HB	BB	SO	WP	BK
2002	DSL-Giants	0-0	0.00	1	0	0	0	0	2.0	1	1	0	0	0	2	1	1	0

SCHMIDT, Jeremy J.**RHP**

Born: November 15, 1979, West Allis, WI **Resides:** Sarasota, FL
Bats: Right **Throws:** Right **Height:** 6-2 **Weight:** 190
How Obtained: Signed by Giants as non-drafted free agent, June 22, 2002.
First Pro Year: 2002

Attended Manatee (FL) Junior College...single.

Year	Club	W-L	ERA	G	GS	CG	SHO	SV	IP	H	R	ER	HR	HB	BB	SO	WP	BK
2002	ARL-Giants	1-0	0.00	12	0	0	0	7	13.1	12	0	0	0	1	0	11	1	0

SERRATO, Juan Manuel**RHP**

Born: November 4, 1981, Riverside, CA **Resides:** Riverside, CA
Bats: Right **Throws:** Right **Height:** 6-2 **Weight:** 200
How Obtained: Giants #13 selection in June, 2001 draft. Signed by Darren Wittcke (Aug. 5, 2001).
First Pro Year: 2002

Attended Riverside (CA) Community College...single.

Year	Club	W-L	ERA	G	GS	CG	SHO	SV	IP	H	R	ER	HR	HB	BB	SO	WP	BK
2002	Salem-Keizer	2-3	7.04	9	0	0	0	0	15.1	17	18	12	3	1	10	19	5	1

SOBIERAJ, Aaron Michael**IF**

Born: June 3, 1981, Buffalo, NY **Resides:** Clearwater, FL
Bats: Right **Throws:** Right **Height:** 6-2 **Weight:** 170
How Obtained: Giants #13 selection in June, 2002 draft. Signed by Paul Turco, Jr.
First Pro Year: 2002

Attended University of Florida...single.

Year	Club	AVG	G	AB	R	H	2B	3B	HR	RBI	SH	SF	HP	BB	SO	SB	CS	E
2002	Salem-Keizer	.283	67	237	28	67	19	4	2	27	2	2	1	28	30	2	2	21

SOLIS, Hairo**RHP**

Born: March 3, 1984, Las Matas de Farfan, DR **Resides:** Las Matas de Farfan, DR
Bats: Right **Throws:** Right **Height:** 6-1 **Weight:** 170
How Obtained: Signed by Giants as non-drafted free agent, May 4, 2001.
First Pro Year: 2001

Year	Club	W-L	ERA	G	GS	CG	SHO	SV	IP	H	R	ER	HR	HB	BB	SO	WP	BK
2001	DSL-Giants	3-7	4.73	18	12	0	0	0	66.2	91	53	35	4	0	21	27	16	2
2002	ARL-Giants	1-1	4.68	16	0	0	0	0	25.0	36	21	13	1	3	7	10	7	0
Minor League Totals		4-8	4.71	34	12	0	0	0	91.2	127	74	48	5	3	28	37	23	2

SOSA, Carlos**OF**

Born: May 19, 1983, Santo Domingo, DR **Resides:** Santo Domingo, DR
Bats: Right **Throws:** Right **Height:** 6-1 **Weight:** 175
How Obtained: Signed by Giants as non-drafted free agent, January 1, 2001.
First Pro Year: 2001

Selected to Arizona Rookie League Post Season All-Star team in 2002.

Year	Club	AVG	G	AB	R	H	2B	3B	HR	RBI	SH	SF	HP	BB	SO	SB	CS	E
2001	ARL-Giants	.262	54	214	38	56	10	4	1	35	0	2	2	18	55	6	1	8
2002	ARL-Giants	.316	54	209	42	66	11	6	5	33	1	2	4	21	52	10	6	3
	Salem-Keizer	.500	4	6	4	3	1	0	1	3	0	1	0	5	2	0	1	0
Minor League Totals		.291	112	429	84	125	22	10	7	71	1	5	6	44	109	16	8	11

SPIEHS, Randall Dale (R.D.)**RHP****Born:** October 18, 1979, Grand Island, NE**Resides:** Grand Island, NE**Bats:** Right**Throws:** Right**Height:** 6-3**Weight:** 215**How Obtained:** Giants #33 selection in June, 2001 draft. Signed by Todd Thomas (Aug. 19, 2001).**First Pro Year:** 2002

Attended University of Nebraska...named Howe SportsData's California League Pitcher of the Week for April 29-May 5...single.

Year	Club	W-L	ERA	G	GS	CG	SHO	SV	IP	H	R	ER	HR	HB	BB	SO	WP	BK
2002	San Jose	6-6	3.66	47	0	0	0	11	83.2	86	36	34	13	3	32	80	3	1

STIRM, Brian W.**RHP****Born:** March 13, 1982, San Jose, CA**Resides:** Saratoga, CA**Bats:** Right**Throws:** Right**Height:** 6-6**Weight:** 200**How Obtained:** Giants #32 selection in June, 2001 draft. Signed by Matt Nerland (May 18, 2002).**First Pro Year:** 2002

Attended West Valley (Saratoga, CA) Junior College...single.

Year	Club	W-L	ERA	G	GS	CG	SHO	SV	IP	H	R	ER	HR	HB	BB	SO	WP	BK
2002	ARL-Giants	2-1	4.32	14	0	0	0	2	16.2	15	9	8	3	1	6	18	2	0

STONE, David Brandon**OF****Born:** December 30, 1979, Frederick, MD**Resides:** Frederick, MD**Bats:** Left**Throws:** Right**Height:** 6-2**Weight:** 190**How Obtained:** Giants' #36 selection in June, 2002 draft. Signed by Bobby Myrick.**First Pro Year:** 2002

Attended University of Virginia...single.

Year	Club	AVG	G	AB	R	H	2B	3B	HR	RBI	SH	SF	HP	BB	SO	SB	CS	E
2002	Salem-Keizer	.281	65	199	37	56	3	0	4	21	12	0	7	47	27	4	2	7

STRONG, Zach**IF****Born:** June 3, 1981, Albuquerque, NM**Resides:** Olympia, WA**Bats:** Both**Throws:** Right**Height:** 6-3**Weight:** 200**How Obtained:** Signed by Giants as non-drafted free agent, Aug. 31, 2002.**First Pro Year:** 2003

Attended College of Charleston (SC)...single.

TASCHNER, Jack Gerard**LHP****Born:** April 21, 1978, Milwaukee, WI**Resides:** Racine, WI**Bats:** Left**Throws:** Left**Height:** 6-3**Weight:** 190**How Obtained:** Giants #2 selection (75th pick overall) in June, 1999 draft. Signed by Steve Arnlner.**First Pro Year:** 1999

Graduated from Horlick (Racine, WI) High School...attended Wisconsin-Oshkosh University...named to California League In Season All-Star squad in 2001...single.

Year	Club	W-L	ERA	G	GS	CG	SHO	SV	IP	H	R	ER	HR	HB	BB	SO	WP	BK
1999	Salem-Keizer	3-2	2.51	7	6	0	0	0	28.2	26	12	8	1	0	10	36	0	0
2000	San Jose	2-2	4.10	10	2	0	0	1	26.1	23	17	12	0	4	17	22	3	3
2001	San Jose	4-4	4.11	14	14	0	0	0	65.2	62	33	30	7	5	29	72	8	2
2002									— Injured, Did Not Pitch —									
Minor League Totals		9-8	3.73	31	22	0	0	1	120.2	111	62	50	8	9	56	130	11	5

THOMAS, John Andrew (J.T.)**LHP****Born:** July 24, 1981, Santa Maria, CA**Resides:** Orcutt, CA**Bats:** Left**Throws:** Left**Height:** 6-2**Weight:** 190**How Obtained:** Giants #2 selection (62nd pick overall) in June, 1999 draft. Signed by Doug Mapson (Sept. 27, 1999).**First Pro Year:** 2000

Graduated from Righetti (CA) High School...single.

Year	Club	W-L	ERA	G	GS	CG	SHO	SV	IP	H	R	ER	HR	HB	BB	SO	WP	BK
2000									— Injured, Did Not Pitch —									
2001	Hagerstown	3-3	4.16	15	15	0	0	0	71.1	70	40	33	5	6	22	65	3	2
2002	San Jose	1-5	6.08	11	11	0	0	0	40.0	56	32	27	7	0	22	29	1	1
Minor League Totals		4-8	4.85	26	26	0	0	0	111.1	126	72	60	12	6	44	94	4	3

THREETS, Erick Morgan**LHP****Born:** November 4, 1981, Hayward, CA**Resides:** Livermore, CA**Bats:** Left **Throws:** Left**Height:** 6-5 **Weight:** 240**How Obtained:** Giants #7 selection in June, 2000 draft. Signed by Matt Nerland.**First Pro Year:** 2000

Graduated from Granada (Livermore, CA) High School...attended Modesto (CA) Junior College...non-roster spring invitee to Giants' Major League camp in 2002...single.

Year	Club	W-L	ERA	G	GS	CG	SHO	SV	IP	H	R	ER	HR	HB	BB	SO	WP	BK
2000									— Injured, Did Not Pitch —									
2001	San Jose	0-10	4.25	14	14	0	0	0	59.1	49	34	28	2	7	40	60	14	3
	Hagerstown	2-0	0.75	12	0	0	0	1	24.0	13	3	2	1	1	9	32	2	1
2002	San Jose	0-1	6.67	26	0	0	0	0	28.1	23	24	21	2	3	28	43	6	1
Minor League Totals		2-11	4.11	52	14	0	0	1	111.2	85	61	51	5	11	77	135	22	5

TREADWAY, Brion J.**RHP****Born:** April 1, 1979, Hamilton, OH**Resides:** Oxford, OH**Bats:** Right **Throws:** Right**Height:** 6-4 **Weight:** 205**How Obtained:** Giants #3 selection in June, 2000 draft. Signed by Bobby Myrick.**First Pro Year:** 2000

Attended University of North Carolina-Charlotte...single.

Year	Club	W-L	ERA	G	GS	CG	SHO	SV	IP	H	R	ER	HR	HB	BB	SO	WP	BK
2000	Salem-Keizer	2-3	2.31	8	8	0	0	0	35.0	35	19	9	2	4	17	29	0	2
2001									— Injured, Did Not Pitch —									
2002	Hagerstown	5-4	4.39	13	13	0	0	0	67.2	57	37	33	8	11	28	68	6	1
Minor League Totals		7-7	3.68	21	21	0	0	0	102.2	92	56	42	10	15	45	97	6	3

TRUMBLE, Daniel Ray (Dan)**OF****Born:** September 29, 1979, Nampa, ID**Resides:** Nampa, ID**Bats:** Right **Throws:** Right**Height:** 6-2 **Weight:** 205**How Obtained:** Giants #25 selection in June, 2000 draft. Signed by Doug McMillan.**First Pro Year:** 2000

Attended University of San Francisco...named to Arizona Rookie League Post Season All-Star team in 2000...honored as TOPPS Arizona Rookie League Player of the Month in July, 2000...single.

Year	Club	AVG	G	AB	R	H	2B	3B	HR	RBI	SH	SF	HP	BB	SO	SB	CS	E
2000	ARL-Giants	.366	42	161	40	59	15	4	8	36	0	3	6	15	53	9	3	4
	Salem-Keizer	.167	15	48	1	8	1	1	0	3	0	0	1	6	24	1	0	2
2001	Hagerstown	.236	119	399	70	94	18	1	26	75	0	1	5	63	157	10	5	5
2002	San Jose	.216	117	412	60	89	21	0	15	53	1	2	5	44	185	8	2	8
Minor League Totals		.245	293	1020	171	250	55	6	49	167	1	6	17	128	419	28	10	19

TURCO, Anthony Michael**C****Born:** October 8, 1979, Worcester, MA**Resides:** Sarasota, FL**Bats:** Left **Throws:** Right**Height:** 5-9 **Weight:** 173**How Obtained:** Giants #20 selection in June, 1999 draft. Signed by Tom Zimmer.**First Pro Year:** 2000

Attended St. Petersburg (FL) College...single.

Year	Club	AVG	G	AB	R	H	2B	3B	HR	RBI	SH	SF	HP	BB	SO	SB	CS	E
2000	Salem-Keizer	.500	3	12	3	6	1	0	0	3	0	0	0	0	2	0	0	0
	San Jose	.167	28	72	3	12	2	0	0	5	0	2	0	6	24	0	0	2
2001	Salem-Keizer	.244	42	86	15	21	1	1	2	11	2	0	0	12	20	0	0	2
2002	Hagerstown	.311	15	45	5	14	0	0	1	5	0	0	0	6	10	0	0	3
	Salem-Keizer	.132	15	38	2	5	0	0	0	2	1	0	1	3	8	0	0	4
	ARL-Giants	.364	5	11	3	4	1	1	0	4	0	0	1	4	2	0	1	0
Minor League Totals		.235	108	264	31	62	5	2	3	30	3	2	2	31	66	0	1	11

VALDEZ, Merkin**RHP****Born:** November 5, 1981, San Cristobal, DR**Resides:** San Cristobal, DR**Bats:** Right**Throws:** Right**Height:** 6-3**Weight:** 170**How Obtained:** Acquired from Atlanta Braves along with LHP Damian Moss in exchange for RHP Russ Ortiz, Dec. 17, 2002.**First Pro Year:** 2000

Originally signed by Atlanta as non-drafted free agent, Nov. 18, 1999.

Year	Club	W-L	ERA	G	GS	CG	SHO	SV	IP	H	R	ER	HR	HB	BB	SO	WP	BK
2000	DSL-Braves	1-5	1.57	14	7	0	0	0	57.1	52	27	10	2	4	14	32	5	1
2001	DSL-Braves	6-7	2.93	15	14	1	0	0	92.0	93	41	30	0	5	18	48	4	0
2002	GCL-Braves	7-3	1.98	12	88	1	1	0	68.1	47	18	15	0	2	12	76	2	0
Minor League Totals		14-15	2.27	41	29	2	1	0	217.2	192	86	55	2	11	44	156	11	1

VENT, Kevin M.**RHP****Born:** June 1, 1977, Kennett, MO**Resides:** Maumelle, AR**Bats:** Right**Throws:** Right**Height:** 6-0**Weight:** 185**How Obtained:** Giants #8 selection in June, 1999 draft. Signed by Todd Thomas.**First Pro Year:** 1999

Attended University of Arkansas...single.

Year	Club	W-L	ERA	G	GS	CG	SHO	SV	IP	H	R	ER	HR	HB	BB	SO	WP	BK
1999	Salem-Keizer	2-3	5.03	17	6	0	0	3	39.1	44	25	22	4	1	18	31	2	1
2000	Bakersfield	4-7	5.16	26	21	0	0	0	83.2	115	65	48	6	1	44	65	6	4
2001	San Jose	5-6	4.69	41	10	0	0	0	103.2	105	70	54	14	8	34	74	7	0
2002	Shreveport	9-4	3.43	45	2	0	0	3	81.1	83	35	31	6	5	29	32	2	0
Minor League Totals		20-20	4.53	129	39	0	0	6	308.0	347	195	155	30	15	125	202	17	5

VENTURA, Robert**IF****Born:** November 26, 1981, Santiago, DR**Resides:** Santiago, DR**Bats:** Right**Throws:** Right**Height:** 6-2**Weight:** 160**How Obtained:** Signed by Giants as non-drafted free agent, March 12, 2002.**First Pro Year:** 2002

Year	Club	AVG	G	AB	R	H	2B	3B	HR	RBI	SH	SF	HP	BB	SO	SB	CS	E
2002	DSL-Giants	.222	69	230	45	51	8	0	1	17	—	—	—	51	44	13	8	—

VILLANUEVA, Carlos M.**RHP****Born:** November 28, 1983, Santiago, DR**Resides:** Santo Domingo, DR**Bats:** Both**Throws:** Right**Height:** 6-2**Weight:** 190**How Obtained:** Signed by Giants as non-drafted free agent, March 4, 2002.**First Pro Year:** 2002

Named Howe SportsData's Arizona Rookie League Pitcher of the Week for July 1-7, 2002.

Year	Club	W-L	ERA	G	GS	CG	SHO	SV	IP	H	R	ER	HR	HB	BB	SO	WP	BK
2002	ARL-Giants	4-0	0.59	19	0	0	0	3	30.1	24	3	2	1	1	3	23	0	0

VON SCHELL, Eric Tyler (Tyler)**IF****Born:** July 7, 1979, Santa Rosa, CA**Resides:** Goleta, CA**Bats:** Right**Throws:** Right**Height:** 6-3**Weight:** 215**How Obtained:** Giants #15 selection in June, 2001 draft. Signed by Darren Wittcke.**First Pro Year:** 2001

Attended University of California, Santa Barbara...named Howe SportsData's Northwest League Player of the Week for June 26-July 1, 2001...single.

Year	Club	AVG	G	AB	R	H	2B	3B	HR	RBI	SH	SF	HP	BB	SO	SB	CS	E
2001	Salem-Keizer	.273	75	293	50	80	18	2	10	45	0	3	4	26	63	1	2	5
2002	Hagerstown	.240	130	483	54	116	16	1	14	69	0	3	10	54	126	3	0	10
Minor League Totals		.253	205	776	104	196	34	3	24	114	0	6	14	80	189	4	2	15

WADDELL, Jason Robert**LHP****Born:** June 11, 1981, Huntington Beach, CA**Resides:** Riverside, CA**Bats:** Right**Throws:** Left**Height:** 6-2**Weight:** 182**How Obtained:** Giants #8 selection in June, 2001 draft. Signed by Darren Wittcke.**First Pro Year:** 2001

Attended Riverside (CA) Community College...single.

Year	Club	W-L	ERA	G	GS	CG	SHO	SV	IP	H	R	ER	HR	HB	BB	SO	WP	BK
2001	Salem-Keizer	1-1	5.46	15	1	0	0	0	28.0	30	19	17	2	1	11	30	3	0
	ARL-Giants	0-1	3.00	1	1	0	0	0	6.0	8	3	2	0	1	0	3	0	0
2002	Salem-Keizer	0-2	5.40	11	2	0	0	0	20.0	19	12	12	2	2	10	13	2	0
	Hagerstown	0-0	6.75	4	0	0	0	0	6.2	6	5	5	1	1	1	4	0	0
Minor League Totals		1-4	5.34	31	4	0	0	0	60.2	63	39	36	5	5	22	50	5	0

WALD, Jacob Nathaniel (Jake)**IF****Born:** February 8, 1981, Washington, DC**Resides:** Alexandria, VA**Bats:** Right**Throws:** Right**Height:** 6-2**Weight:** 180**How Obtained:** Giants #11 selection in June, 2002 draft. Signed by Bobby Myrick.**First Pro Year:** 2002

Attended George Washington (Washington, D.C.) University...single.

Year	Club	AVG	G	AB	R	H	2B	3B	HR	RBI	SH	SF	HP	BB	SO	SB	CS	E
2000	Salem-Keizer	.241	64	228	30	55	7	2	2	24	7	1	5	23	43	2	3	16

WALK, Mitchell P. (Mitch)**LHP****Born:** April 7, 1978, Urbana, IL**Resides:** Mattoon, IL**Bats:** Left**Throws:** Left**Height:** 6-2**Weight:** 185**How Obtained:** Signed by Giants as non-drafted free agent, June 23, 2000.**First Pro Year:** 2000

Attended University of Illinois...selected to Texas League In Season All-Star team in 2002...single.

Year	Club	W-L	ERA	G	GS	CG	SHO	SV	IP	H	R	ER	HR	HB	BB	SO	WP	BK
2000	ARL-Giants	4-4	4.43	12	12	1	0	0	63.0	63	37	31	5	6	17	68	7	2
	San Jose	0-1	3.00	1	1	0	0	0	6.0	7	2	2	0	0	1	6	0	0
2001	San Jose	9-6	3.54	27	19	0	0	0	117.0	115	57	46	13	7	39	59	3	0
2002	Shreveport	6-5	2.89	33	17	0	0	1	124.2	132	50	40	6	7	50	68	6	2
Minor League Totals		19-16	3.45	73	49	1	0	1	310.2	317	146	119	24	20	107	201	16	4

WALTER, Paul Randall (Randy)**OF****Born:** April 14, 1981, Lewiston, MT**Resides:** Ballantine, MT**Bats:** Right**Throws:** Right**Height:** 6-2**Weight:** 210**How Obtained:** Giants #9 selection in June, 2002 draft. Signed by Todd Thomas.**First Pro Year:** 2002

Attended Wichita State (KS) University...single.

Year	Club	AVG	G	AB	R	H	2B	3B	HR	RBI	SH	SF	HP	BB	SO	SB	CS	E
2002	Salem-Keizer	.287	69	258	26	74	11	4	6	40	2	1	2	20	59	6	3	2

WILLIAMS, Jon Steven (Jonny)**C****Born:** May 18, 1979, St. Louis, MO**Resides:** Columbia, MO**Bats:** Left**Throws:** Right**Height:** 5-10**Weight:** 190**How Obtained:** Giants #44 selection in June, 2001 draft. Signed by Todd Thomas.**First Pro Year:** 2001

Attended University of Missouri...single.

Year	Club	AVG	G	AB	R	H	2B	3B	HR	RBI	SH	SF	HP	BB	SO	SB	CS	E
2001	ARL-Giants	.324	39	136	24	44	7	3	3	26	0	3	5	16	14	1	1	5
	Salem-Keizer	.615	6	13	5	8	1	0	2	4	0	0	0	1	2	0	0	0
2002	San Jose	.000	2	20	0	0	0	0	0	0	0	0	0	0	1	0	0	0
	ARL-Giants	.313	10	32	9	10	1	2	1	5	1	0	0	2	2	0	0	1
	Salem-Keizer	.286	26	77	13	22	4	0	1	11	0	0	5	11	10	0	1	1
Minor League Totals		.323	83	260	51	84	13	5	7	46	1	3	10	30	29	1	2	7

WOOLARD, Glenn Curtis**RHP****Born:** April 18, 1981, Lancaster, PA**Resides:** Lititz, PA**Bats:** Right**Throws:** Right**Height:** 6-1**Weight:** 200**How Obtained:** Giants #10 selection in June, 2002 draft. Signed by John DiCarlo, Jr.**First Pro Year:** 2002

Attended Kutztown State (PA) University...single.

Year	Club	W-L	ERA	G	GS	CG	SHO	SV	IP	H	R	ER	HR	HB	BB	SO	WP	BK
2001	Salem-Keizer	3-2	2.96	17	11	0	0	0	67.0	51	26	22	3	6	32	75	4	0

WRIGHT, Michael Ryan (Mike)**C****Born:** March 13, 1976, San Jose, CA**Resides:** San Jose, CA**Bats:** Right**Throws:** Right**Height:** 6-2**Weight:** 210**How Obtained:** Signed by Matt Nerland as non-drafted free agent, June 19, 1999.**First Pro Year:** 1999

Graduated from Bellarmine (San Jose, CA) College Prep...attended San Jose State University...single.

Year	Club	AVG	G	AB	R	H	2B	3B	HR	RBI	SH	SF	HP	BB	SO	SB	CS	E
1999	Salem-Keizer	.270	24	63	14	17	4	0	1	7	0	1	2	17	12	0	0	6
2000	San Jose	.191	97	299	29	57	10	1	6	33	10	0	6	31	102	1	0	9
2001	Shreveport	.242	62	182	13	44	10	0	3	19	4	2	1	12	62	0	2	4
	Fresno	.375	2	8	2	3	0	0	1	3	0	0	0	2	0	0	0	0
2002	San Jose	.229	35	109	19	25	5	2	5	16	2	0	1	16	35	0	0	2
Minor League Totals		.221	220	661	77	146	29	3	16	78	16	3	10	76	213	1	2	21

YACCO, Anthony James**RHP****Born:** December 2, 1980, White Plains, NY**Resides:** Mahopac, NY**Bats:** Right**Throws:** Right**Height:** 6-3**Weight:** 220**How Obtained:** Giants #10 selection in June, 1999 draft. Signed by Alan Marr.**First Pro Year:** 1999

Graduated from Mahopac (NY) High School in 1999...single.

Year	Club	W-L	ERA	G	GS	CG	SHO	SV	IP	H	R	ER	HR	HB	BB	SO	WP	BK	
1999	Salem-Keizer	0-1	13.15	9	4	0	0	1	13.0	16	19	19	1	5	14	12	4	1	
2000		— Suspended, Did Not Pitch —																	
2001	San Jose	1-0	3.38	7	0	0	0	0	13.1	10	7	5	2	1	12	15	1	0	
	Hagerstown	3-0	2.61	24	0	0	0	0	38.0	27	15	11	2	8	23	37	5	0	
2002	Hagerstown	3-2	6.88	18	1	0	0	0	35.1	47	28	27	5	4	23	26	9	2	
	Salem-Keizer	0-1	0.00	2	0	0	0	0	4.1	3	3	0	0	0	6	4	1	0	
	San Jose	3-1	3.63	23	0	0	0	2	39.2	36	23	16	1	7	14	33	5	0	
Minor League Totals		10-5	4.89	83	5	0	0	3	143.2	139	95	78	11	25	92	127	25	3	

YENS, Jose M.**OF****Born:** October 16, 1982, El Seybo, Hato Mayor, DR**Resides:** Santo Domingo, DR**Bats:** Right**Throws:** Right**Height:** 6-1**Weight:** 190**How Obtained:** Signed by Giants as non-drafted free agent, Dec. 18, 2001.**First Pro Year:** 2002

Year	Club	AVG	G	AB	R	H	2B	3B	HR	RBI	SH	SF	HP	BB	SO	SB	CS	E
2002	DSL-Giants	.273	64	220	35	60	15	4	6	44	—	—	—	17	41	9	7	—

ZIRELLI, Michael (Mike)**RHP****Born:** January 21, 1977, Burlingame, CA**Resides:** San Carlos, CA**Bats:** Right**Throws:** Right**Height:** 6-4**Weight:** 210**How Obtained:** Giants #23 selection in June, 1999 draft. Signed by John Shafer.**First Pro Year:** 1999

Attended Cal-Poly San Luis Obispo (CA) University...single.

Year	Club	W-L	ERA	G	GS	CG	SHO	SV	IP	H	R	ER	HR	HB	BB	SO	WP	BK
1999	Salem-Keizer	1-4	4.41	25	0	0	0	2	51.0	50	31	25	9	3	17	47	6	0
2000	Bakersfield	8-4	4.08	40	3	1	0	1	103.2	110	52	47	13	7	28	61	1	1
2001	San Jose	3-3	5.75	38	1	0	0	0	83.0	119	62	53	8	3	13	62	4	1
Minor League Totals		12-11	4.73	103	4	1	0	3	237.2	279	145	125	30	13	58	170	11	2

2002 Giants June Draft Selections

Rnd	Pick	Name	Age	Pos	School	Hometown	Ht	Wt	B/T	Type	Scout
1	25	CAIN, Matthew	17	RHP	Houston HS	Collierville, TN	6'3	195	R/R	HS	Elder
2	66	LEWIS, Fred	21	OF	Southern U.	Wiggins, MS	6'2	190	L/R	CJ	Korenek
3	97	ORTMEIER, Daniel	21	OF	U. Texas at Arlington	Highland Village, TX	6'4	225	S/L	CJ	Thomas
4	127	CORREIA, Kevin	21	RHP	Cal Poly San Luis Obispo	San Diego, CA	6'3	185	R/R	CS	Carballo
5	157	KELLY, Kevin	22	SS	Duke University	Brooklawn, NJ	6'1	200	R/R	CS	Myrick
6	187	ENGLISH, Jesse	17	LHP	Rancho Buena Vista HS	Vista, CA	6'3	215	L/L	HS	Carballo
7	217	MUSGRAVE, Michael	18	RHP	Ocala Forest HS	Ocala, FL	6'2	185	R/R	HS	Turco, Jr.
8	247	HENSLEY, Clay	22	RHP	Lamar U.	Pearland, TX	5'11	175	R/R	CS	Korenek
9	277	WALTER, Randy	21	OF	Wichita State U.	Ballantine, MT	6'1	205	R/R	CJ	Thomas
10	307	WOOLARD, Glenn	21	RHP	Kutztown University	Lititz, PA	6'1	200	R/R	CJ	DiCarlo
11	337	WALD, Jake	21	SS	George Washington Univ.	Alexandria, VA	6'2	180	R/R	CJ	Myrick
12	367	LUDWIG, Kellen	19	RHP	Chipola JC	Leesburg, GA	6'5	225	R/R	JC1	Turco, Jr.
13	397	SOBIERAJ, Aaron	21	2B	University of Florida	Clearwater, FL	6'1	192	R/R	CJ	Turco, Jr.
14	427	HABEL, Josh	21	LHP	Univ. of Northern Iowa	Durango, IA	6'1	185	L/L	CS	Thomas
15	457	DRYER, Matt	22	1B	University of Miami	Rochester, NY	6'2	195	R/R	CS	Gonzalez
16	487	BRUSO, Greg	22	RHP	UC-Davis	Paradise, CA	6'3	190	R/R	CS	Shafer
17	517	NELSON, Luke	22	RHP	Southern Illinois Univ.	Oconomowoc, WI	6'2	180	R/R	CS	Arneri
18	547	MILLIKAN, Bryan	18	RHP	Black Hills HS (WA)	Olympia, WA	6'5	195	R/R	HS	Woodward
19	577	TIMM, David	18	LHP	Seminole CC	Trenton, GA	6'6	190	L/L	JC1	Turco, Jr.
20	607	MITCHELL, Benjamin	22	RHP	Grand Canyon University	Scottsdale, AZ	6'3	205	R/R	CS	Strain
21	637	ISHIKAWA, Travis	18	1B	Federal Way HS	Federal Way, WA	6'3	195	L/L	HS	Woodward
22	667	LOPEZ, Nelson	21	RHP	Florida Atlantic Univ.	Miami, FL	6'2	205	R/R	CS	Gonzalez
23	697	WALTON, Neil	18	SS	Santa Cruz HS	Santa Cruz, CA	6'5	180	R/R	HS	Nerland
24	727	KNOWLTON, Jay	22	SS	Lewis & Clark	Milwaukee, DR	6'1	195	R/R	CJ	Shafer
25	757	GEE, Justin	18	RHP	Sarasota HS	Sarasota, FL	6'4	200	R/R	HS	Turco, Jr.
26	787	RIERSON, Sean	21	RHP	University of Arizona	Phoenix, AZ	6'3	202	R/R	So.	Strain
27	817	McGOVERN, Ryan	17	RHP	W.J. Mouat SS HS	Abbotsford, BC	6'0	180	L/L	HS	Woodward
28	847	TAPLEY, Phillip	18	RHP	Greenbrier HS	Evans, GA	6'4	200	R/R	HS	Elder
29	877	HINSHAW, Alex	19	LHP	Chaffey College	Claremont, GA	6'3	170	L/L	JC1	Carballo
30	907	SOMNIS, Matthew	19	RHP	Lassen Junior College	Olympia, WA	6'6	210	R/R	JC1	Shafer
31	937	PALMER, Jonathan	23	RHP	Southwest Missouri State	Caruthersville, MO	6'2	205	R/R	CS	Thomas
32	967	BATEMAN, Joe	22	RHP	Mass Coll. of Liberal Arts	Pittsfield, MA	6'2	175	R/R	CS	Tufts
33	997	COOLEY, Brett	21	1B	University of Houston	Austin, TX	6'4	205	R/R	CJ	Korenek
34	1027	MONTE, Phil	18	LHP	Cosumnes River College	Woodbridge, CA	6'1	170	R/L	JC1	Shafer
35	1057	STEVENSON, Ryan	19	OF	Chabot College	San Leandro, CA	6'1	185	L/L	JC1	Nerland
36	1087	STONE, David	22	OF	University of Virginia	Frederick, MD	6'2	185	L/R	CS	Myrick
37	1117	SWEET, Chris	21	RHP	University of Virginia	Houston, TX	6'1	180	R/R	CJ	Myrick
38	1147	HODGE, Randal	18	LHP	Pearl/Cohn HS	Nashville, TN	6'2	185	L/L	HS	Elder
39	1177	MORENO, Anthony	19	RHP	South Mountain CC	Mesa, AZ	6'1	190	R/R	JC1	Strain
40	1207	REDFORD, Mike	18	RHP	Woodland HS	Woodland, CA	6'3	180	R/R	HS	Shafer
41	1237	MUEGGE, Daniel	21	RHP	University of Texas	Brenham, TX	6'5	180	R/R	CJ	Korenek
42	1267	JEFFERSON, Andrew	22	LHP	Southwest Missouri State	Normal, IL	5'9	185	L/L	CS	Thomas
43	1296	CHAVEZ, Jason	19	RHP	Mineral Area CC	Cape Girardeau, MO	6'5	180	R/R	JC1	Thomas
44	1324	TORRES, Tim	18	SS	Diablo Valley CC	San Pablo, CA	6'2	180	S/R	JC1	Nerland
45	1351	BEREZAY, Matthew	18	OF	Sierra HS	Manteca, CA	5'11	175	L/R	HS	Nerland
46	1378	IRCANDIA, Matt	17	LHP	Semi-Hahmoo SS HS	Surrey BC (CANADA)	6'3	185	L/L	HS	Woodward
47	1404	DODGE, Scott	20	OF	Cuesta College	San Luis Obispo, CA	6'1	195	L/L	JC1	Carballo
48	1430	BRINKLEY, Dante	20	DF	Southwest Missouri State	Fairview Heights, IL	5'10	175	R/R	CJ	Thomas
49	1455	BOROWIAK, Zachary	21	SS	Southeast Missouri State	Nashville, IL	6'1	185	R/R	So.	Thomas
50	1479	DAVIS, Robert	18	C	Greenbrier HS	Evans, GA	6'0	195	R/R	HS	Elder

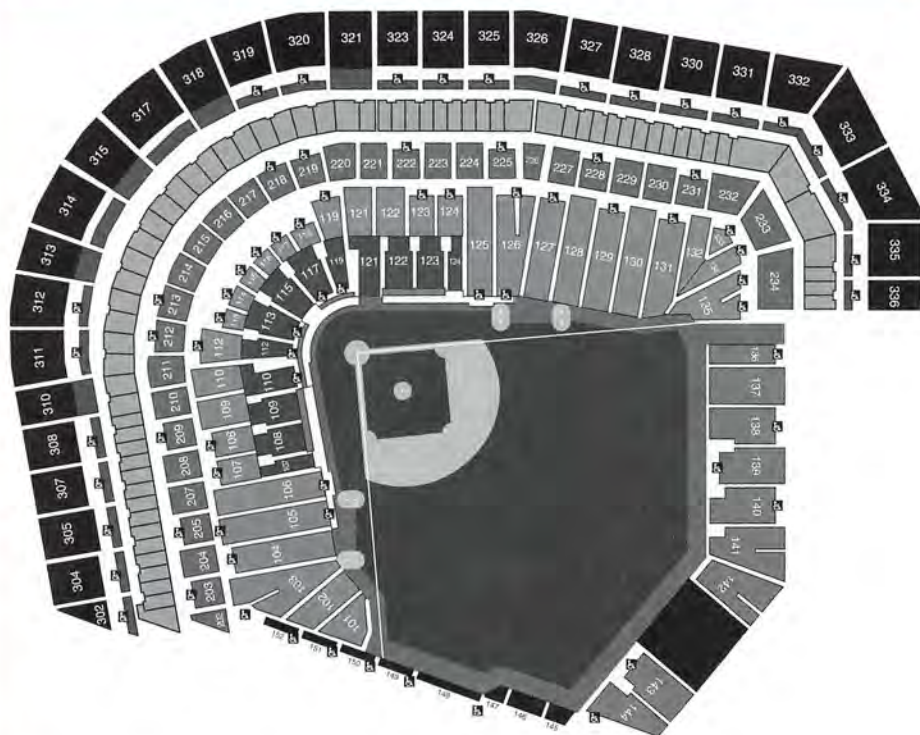
bold indicates signed players

OTHER INFO

THE GIANTS and Cardinals salute our nation as rockets burst in the air over Pacific Bell Park prior to game 3 of the 2002 NLCS.



Pacific Bell Park



Address: 24 Willie Mays Plaza, San Francisco, California 94107

Phone: (415) 972-2000

Field Measurements: Left Foul Line: 339 feet; Right Foul Line: 309 feet; Center Field: 399 feet;
Left-center Field Alley: 364 feet; Right-center Field Alley: 421 feet

Stadium Operator: San Francisco Giants

Seating Capacity: 41,503

Surface: Kentucky Bluegrass Blend with crushed volcanic rock infield and rubberized tartan-surface warning track

Outfield Fences: 8 feet high from left field to center with 19-foot span that reaches 11 feet high at its peak in left field; 25 feet high in right field

Distance from Stands to Home Plate: 48 feet from first row of seats behind home plate

Lighting: 668 fixtures on 5 towers (178 feet high on 1st and 3rd base, 161 feet high in outfield), generating 350 foot candles of light in the infield and 270 near the outfield fence

Scoreboard Dimensions: 122 feet from the field to the top of the scoreboard; 179 feet to the top of the light standards on the scoreboard

Matrix Board: 24 feet by 73 feet; requires 846,000 watts of power

Panasonic Video Replay Screen: 32 feet by 24 feet

Clock Face: 17 feet in diameter

Parking: 4,800 parking spaces in Giants lots

Original Cost of Park: \$357 million

Location: The 13-acre site is bounded by King, Second and Third streets, and by the China Basin Channel. The site is owned by the Port of San Francisco and is leased to the Giants at fair market value.

Pacific Bell Park Facts & Figures

Opening Date: April 11, 2000

Design: Classic urban ballpark with an old-time feel and all the amenities of modern ballparks. Inspired by Wrigley Field and Fenway Park and modeled after Oriole Park at Camden Yards, Jacobs Field and Coors Field.

Construction: Commenced on December 11, 1997. Construction lasted 28 months, with Opening Day on April 11, 2000.

Financing: Pacific Bell Park, the first privately financed Major League ballpark to be built in 38 years, cost \$357 million. The financing plan included \$172 million from naming rights, other sponsorships, pouring rights, concession rights and the selling of charter seats; a \$170 million bank loan; and \$15 million in tax increment financing from the City's Redevelopment Agency.

Luxury Suites: 67

Charter Seat Licenses: Lifetime rights to the very best 15,000 seats at Pacific Bell Park. Every dollar generated from the Charter Seat Program went directly to the construction of Pacific Bell Park.

Club Seats: Some of the best seats in the park, which come with a full range of amenities, including gourmet cafes and specialty food concessions, waiter service at the seats, concierge service and access to a business conference center.

Concourses: Extra-wide concourses make for comfortable and convenient movement within the ballpark. Concourses have a view of the field so that fans going to their seats, to the restroom or to concession stands, won't miss the game.

Sight Lines: All seats at Pacific Bell Park face the baseball diamond to ensure good views of the action for everyone.

Transportation: Pacific Bell Park is conveniently located to almost all public transit systems servicing the San Francisco Bay Area. The ballpark is adjacent to N-Judah Muni Metro rail line, within a block of five Muni bus routes, just over one block from the CalTrain depot and about a 15-20 minute walk from BART (which connects with MUNI Metro for service directly to the ballpark). The China Basin Ferry Terminal, located adjacent to the the public plaza behind the centerfield scoreboard, will accommodate ferry service from points in the North Bay and East Bay. Interstates 280, 80 and 101 provide excellent auto access to Pacific Bell Park.

Parking: The ballpark parking lots, located just south of the ballpark along Third Street (across the Lefty O'Doul Bridge) accommodate 4,800 cars. Up to 6,000 additional parking spaces are available on streets and in parking lots within a 15-minute walk of the ballpark.

Weather: Pacific Bell Park is located in one of the sunniest, warmest areas in San Francisco. Wind conditions are greatly improved from Candlestick Park. Also modern design technology allowed for construction which can effectively block the wind.

Coca-Cola Fan Lot: Located on the Promenade Level, above the left field bleachers, the Coca-Cola Fan Lot is an interactive, play area for families and friends. The attraction offers guests not only a great view of the game but also views of the San Francisco skyline, Bay Bridge and San Francisco Bay. The Fan Lot has many baseball-themed activities, including slides, a viewing platform, a mini-Pacific Bell Park playing field, picnic areas, baserunning areas, autograph rubbings, one of the world's largest baseball gloves and more. It is for guests of all ages to enjoy.

Construction Materials: Pacific Bell Park was built by approximately 1,800 construction workers. Below is a look at the raw materials involved in building the new park:

Piles:	2,103
Bricks:	653,284
Railing:	8 miles
Structural Concrete (foundations, etc.):	66,497 yd ³
Site Concrete (sidewalks, etc.):	138,533 ft ²
Precast Concrete (materials produced off-site):	265,880 ft ²
Tower Cranes (200-plus ft. each):	Three
Rebar:	10,199 tons
Structural Steel:	4,066 tons
Caulking Sealant:	17 miles

Pacific Bell Partners: The San Francisco Giants teamed up with several outside vendors to help create and finance the new downtown ballpark, including:

- Financing:**Chase Securities, Inc.
 - Developer:**Kajima Urban Development
 - Architect:**HOK Sport
 - Construction:**Huber Hunt & Nichols/Kajima Construction Services
 - Naming Rights Sponsor:**Pacific Bell
- Winner's Circle Corporate Sponsors:** Pacific Bell, The Coca-Cola Company, CHW, Bay Area Region, Enron Energy Services, Old Navy, San Francisco Chronicle, VISA U.S.A., Inc., Anheuser-Busch, Inc., Chevron Products Company, Nortel Networks, MBNA America Bank, California State Automobile Association, Panasonic, Bank of America and Charles Schwab Company

Pacific Bell Park Firsts

Date - Tuesday, April 11, 2000

Temperature - 65 degrees (winds 14 mph from Northwest)

First Pitch (time) - 1:39 pm (Pacific)

First Pitch (outcome) - ball (thrown by Kirk Rueter to Devon White)

Home Plate Umpire - Ed Montague

Attendance - 40,930

Final Score - Dodgers 6 - Giants 5

Time of Game - 3:01

First Night Game - Wednesday, April 12, 2000; Dodgers 6 - Giants 5

Los Angeles Dodgers

22.....	Devon White.....	CF
8.....	Mark Grudzielanek.....	2B
15.....	Shawn Green.....	RF
10.....	Gary Sheffield.....	LF
17.....	Geronimo Berroa.....	1B
29.....	Adrian Beltre.....	3B
9.....	Todd Hundley.....	C
43.....	Kevin Elster.....	SS
61.....	Chan Ho Park.....	RHP

San Francisco Giants

7.....	Marvin Benard.....	CF
32.....	Bill Mueller.....	3B
25.....	Barry Bonds.....	LF
21.....	Jeff Kent.....	2B
23.....	Ellis Burks.....	RF
6.....	J.T. Snow.....	1B
35.....	Rich Aurilia.....	SS
15.....	Doug Mirabelli.....	C
46.....	Kirk Rueter.....	LHP

FIRST HIT: Devon White, Los Angeles Dodgers (Single to rightfield off Kirk Rueter, 1st inning, Opening Day)

Giants' Hit: Bill Mueller (Single through hole at 2nd base off Los Angeles Dodgers' Chan Ho Park, 1st inning, Opening Day)

FIRST RUN SCORED: Bill Mueller, San Francisco Giants (Scored from 1st on Barry Bonds' double off Los Angeles Dodgers' Chan Ho Park, 1st inning, Opening Day)

FIRST HOME RUN: Kevin Elster, Los Angeles Dodgers (Solo to left-center field off Kirk Rueter in 3rd inning, 3-2 pitch, Opening Day)

Giants' Home Run: Barry Bonds (Solo to centerfield off Los Angeles Dodgers' Chan Ho Park in 3rd inning, 2-2 pitch, Opening Day)

FIRST RBI: Barry Bonds, San Francisco Giants (Doubled to rightfield off Chan Ho Park, scoring Bill Mueller, 1st inning, Opening Day)

FIRST HOME RUN INTO McCOVEY COVE: Barry Bonds, San Francisco Giants (3-run homer off New York Mets' Rich Rodriguez, 7th inning, 5/1/00)

Opponents' Home Run into McCovey Cove: Todd Hundley, Los Angeles Dodgers (solo shot off Robb Nen, 9th inning, 6/30/00)

Pacific Bell Park Home Runs

Team	HRs
San Francisco	274
Los Angeles	19
Arizona	17
Chicago (NL)	13
San Diego	12
St. Louis	11
Montreal	8
Philadelphia	8
Cincinnati	7
Houston	7
Milwaukee	7
Pittsburgh	6
Oakland	6
Atlanta	5
Colorado	5
New York (NL)	5
Florida	4
Baltimore	3
Tampa Bay	3
Seattle	2
Anaheim	1
Texas	1



Kirk Rueter delivers the historic first pitch at Pacific Bell Park to LA's Devon White April 11, 2000.

Home Run Highs and Lows

Most HRs in Single Game, SF:	6, Sept. 5, 2000 vs. Philadelphia
Most HRs in Single Game, Opponent:	4, July 21, 2001 vs. Arizona
Most HRs in Single Game, Total:	7, Sept. 5, 2000 vs. Philadelphia
Games with no HRs, SF:	72 games; last, Sept. 29, 2002 vs. Houston
Games with no HRs, Opponent:	133 games; last, Sept. 29, 2002 vs. Houston
Games with no HRs, Total:	41 games; last, Sept. 29, 2002 vs. Houston

Individual Home Runs

3-HR Games, SF Player:	None
3-HR Games, Opposing Player:	Kevin Elster, April 11, 2000 vs. Los Angeles
2-HR Games, SF Player:	Bobby Estalella, May 8, 2000 vs. St. Louis
.....	Barry Bonds, May 10, 2000 vs. St. Louis
.....	Jeff Kent, July 2, 2000 vs. Los Angeles
.....	J.T. Snow, July 17, 2000 vs. Texas
.....	Ellis Burks, Aug. 19, 2000 vs. Atlanta
.....	Ellis Burks, Aug. 20, 2000 vs. Atlanta
.....	Barry Bonds, Sept. 4, 2000 vs. Philadelphia
.....	Barry Bonds, Sept. 5, 2000 vs. Philadelphia
.....	J.T. Snow, May 8, 2001 vs. Montreal
.....	Barry Bonds, May 30, 2001 vs. Arizona
.....	Felipe Creso, June 7, 2001 vs. San Diego
.....	Barry Bonds, June 15, 2001 vs. Oakland
.....	Barry Bonds, July 18, 2001 vs. Colorado
.....	Barry Bonds, Aug. 16, 2001 vs. Florida
.....	Rich Aurilia, Sept. 4, 2001 vs. Arizona
.....	Barry Bonds, Oct. 5, 2001 vs. Los Angeles
.....	Barry Bonds, May 18, 2002 vs. Florida
.....	Reggie Sanders, June 15, 2002 vs. Oakland
.....	Reggie Sanders, Sept. 25, 2002 vs. San Diego
2-HR Games, Opposing Player:	Kelly Stinnett, April 15, 2000 vs. Arizona
.....	Gary Sheffield, June 30, 2000 vs. Los Angeles
.....	Chipper Jones, Aug. 20, 2000 vs. Atlanta
.....	Jose Hernandez, July 7, 2001 vs. Milwaukee
.....	Marty Cordova, June 21, 2002 vs. Baltimore
.....	Sammy Sosa, Aug. 8, 2002 vs. Chicago

Top 10 Home Run Totals Pacific Bell Park

Player	HRs
1. Barry Bonds	81
2. Jeff Kent.....	33
3. Rich Aurilia	31
4. Ellis Burks.....	15
5. J.T. Snow	14
6. Reggie Sanders.....	11
7. Benito Santiago	10
8. Marvin Benard	9
9. Ramon Martinez.....	9
10. Bobby Estalella.....	8



Fans enjoy McCovey Cove, which is named in honor of Giants Hall of Famer Willie McCovey, beyond the right field wall at Pacific Bell Park.

McCovey Cove

Twenty-six home runs have been hit over the right field wall and landed in McCovey Cove on the fly (22 by Giants). Here is a look at who has made a splash:

Player, Team	Date	Opp.	Pitcher
Barry Bonds, SF.....	5/1/00.....	NY.....	Rich Rodriguez
Barry Bonds, SF.....	5/10/00.....	STL.....	Andy Benes
Barry Bonds, SF.....	5/10/00.....	STL.....	Heathcliff Slocumb
Barry Bonds, SF.....	5/24/00.....	MON.....	Mike Thurman
Todd Hundley, LA	6/30/00	SF	Robb Nen
Barry Bonds, SF.....	7/19/00.....	SD.....	Brian Meadows
Barry Bonds, SF.....	9/20/00.....	CIN.....	Steve Parris
Luis Gonzalez, AZ	9/23/00	SF	Shawn Estes
Barry Bonds, SF.....	4/17/01.....	LA.....	Terry Adams
Barry Bonds, SF.....	4/18/01.....	LA.....	Chan Ho Park
Barry Bonds, SF.....	5/24/01.....	COL.....	John Thomson
Felipe Creso, SF.....	5/28/01.....	AZ.....	Bret Prinz
Mark Grace, AZ	5/28/01	SF	Tim Worrell
Barry Bonds, SF.....	5/30/01.....	AZ.....	Robert Ellis
Barry Bonds, SF.....	6/12/01.....	ANA.....	Pat Rapp
Felipe Creso, SF.....	7/8/01.....	MIL.....	Curtis Leskanic
Barry Bonds, SF.....	8/4/01.....	PHI.....	Nelson Figueroa
Barry Bonds, SF.....	8/14/01.....	FLA.....	Ricky Bones
Barry Bonds, SF.....	8/31/01.....	COL.....	John Thomson
Barry Bonds, SF.....	9/29/01.....	SD.....	Chuck McElroy
Barry Bonds, SF.....	5/13/02.....	ATL.....	Kevin Millwood
Barry Bonds, SF.....	5/18/02.....	FLA.....	Brad Penny
Barry Bonds, SF.....	5/18/02.....	FLA.....	Vic Darenbourg
Luis Gonzalez, AZ	5/30/02	SF	Kirk Rueter
Barry Bonds, SF.....	9/8/02.....	AZ.....	Brian Anderson
Barry Bonds, SF.....	9/28/02.....	HOU.....	Jerome Robertson

Bold - Splash Hits by opponents



A small fleet eagerly awaits a Giants' playoff homer.

Giants Home Ballparks

Ballpark	Years Used	First Game	Last Game
Polo Grounds I (110th St. and Sixth Ave.)	1883-1888	N.Y. 7, Boston 5 May 1, 1883	Indianapolis 6, N.Y. 4 Oct. 13, 1888
Oakland Park (Oakland and Hoboken Avenues, Jersey City)	1889 (2 games)	Boston 8, N.Y. 7 April 24, 1889	N.Y. 11, Boston 10 April 25, 1889
St. George Grounds (Staten Island, St. George section on the harbor)	1889 (25 games)	N.Y. 4, Washington 2 April 29, 1889	N.Y. 14, Philadelphia 4 June 14, 1889
Polo Grounds III (155th St. and 8th Ave.)	1889-1890	N.Y. 7, Pittsburgh 5 July 8, 1889	Boston 8, N.Y. 5 Sept. 10, 1890
Polo Grounds IV (155th St. and 8th Ave.)	1891-1911	Boston 4, N.Y. 3 April 22, 1891	Philadelphia 6, N.Y. 1 April 13, 1911
Hilltop Park (165th Street and Fort Washington Ave.)	1911	N.Y. 6, Brooklyn 3 April 15, 1911	N.Y. 4, 3, Brooklyn 1, 0 May 30, 1911 (doubleheader)
Polo Grounds V (157th St. and 8th Ave.)	1911-1957	N.Y. 3, Boston 0 June 28, 1911	Pittsburgh 9, N.Y. 1 Sept. 29, 1957
Seals Stadium (15th and Bryant)	1958-1959	S.F. 8, L.A. 0 April 15, 1958	L.A. 8, S.F. 2 Sept. 20, 1959
Candlestick Park (Candlestick Point)	1960-1999	S.F. 3, St. Louis 1 April 12, 1960	L.A. 9, S.F. 4 Sept. 30, 1999
Pacific Bell Park (Third and King)	2000-	L.A. 6, S.F. 5 April 11, 2000	

San Francisco Giants Pre-Game Schedule

	12:35 Game Time	1:05 Game Time	4:05 Game Time	5:05 Game Time	7:15 Game Time	7:35 Game Time
Stretch/Flex	9:10	9:40	10:40	1:40	3:50	4:10
Pitchers: Hit	9:25	9:55	12:55	1:55	4:05	4:25
Group #1 Extras	9:55	10:25	1:25	2:25	4:35	4:55
Group #2 Extras	10:08	10:38	1:38	2:38	4:48	5:08
Group #1 Lineup	10:20	10:50	1:50	2:50	5:00	5:20
Group #2 Lineup	10:35	11:05	2:05	3:05	5:15	5:35
Group #3 Lineup	10:50	11:20	2:20	3:20	5:30	5:50
Visitors Hitting	11:05	11:35	2:35	3:35	5:45	6:05
SF Infield	11:45	12:15	3:15	4:15	6:25	6:45
Visitors Infield	11:55	12:25	3:25	4:25	6:35	6:55
Ground Crew	12:05	12:35	3:35	4:35	6:45	7:05
First Pitch	12:35	1:05	4:05	5:05	7:15	7:35

Giants Attendance Year-By-Year

Year	Home Dates	Total Home Attendance	Home Average	Total Road Attendance
1958*	75	1,272,625	16,968	1,484,994
1959*	77	1,442,130	18,729	1,581,837
1960	76	1,795,356	23,623	1,479,188
1961	74	1,390,679	18,793	1,274,170
1962	76	1,556,551	20,481	1,684,377
1963	76	1,568,965	20,644	1,664,488
1964	76	1,500,883	19,748	1,803,709
1965	76	1,542,588	20,297	1,810,414
1966	77	1,651,293	21,445	2,207,530
1967	74	1,237,119	16,718	1,658,859
1968	75	833,594	11,115	1,585,762
1969	74	870,341	11,761	1,583,209
1970	72	728,498	10,118	1,557,513
1971	73	1,088,083	14,905	1,989,704
1972	69	637,327	9,237	1,349,166
1973	74	834,193	1,273	1,619,162
1974	74	519,991	7,027	1,409,100
1975	74	522,925	7,067	1,423,196
1976	73	626,868	8,587	1,362,276
1977	74	700,056	9,460	1,494,234
1978	74	1,740,480	23,520	1,849,690
1979	77	1,456,392	18,914	1,863,475
1980	78	1,096,115	14,053	1,328,715
1981	51	632,276	12,398	1,018,093
1982	77	1,200,948	15,597	1,716,700
1983	77	1,251,530	16,254	1,814,771
1984	77	1,001,545	13,007	1,602,232
1985	79	818,697	10,363	1,855,080
1986	78	1,528,748	19,599	1,926,091
1987	79	1,917,863	24,277	2,157,748
1988	79	1,786,482	22,614	2,064,932
1989	79	2,059,829	26,074	2,231,679
1990	80	1,975,571	24,695	2,233,522
1991	81	1,737,479	21,450	2,197,203
1992	79	1,560,998	19,759	2,027,649
1993	81	2,606,354	32,177	2,772,975
1994	59	1,704,608	28,892	1,839,137
1995	72	1,241,500	17,243	1,830,081
1996	80	1,413,687	17,671	2,243,910
1997	80	1,690,831	21,135	2,425,865
1998	80	1,925,634	24,070	2,602,331
1999	81	2,078,365	25,659	2,430,344
2000@	81	3,315,330	40,930	2,595,222
2001@	81	3,277,244	40,460	2,856,092
2002@	81	3,253,205	40,163	2,673,101
Seals Stadium (2 Seasons)		2,714,755		
Candlestick Park (40 Seasons)		51,952,877		
Pacific Bell Park (3 Seasons)		9,845,779		
San Francisco Total (45 Seasons)		64,513,411		84,180,526

*Seals Stadium @ Pacific Bell Park (all other years at Candlestick Park)

Spring Training

Giants' 2003 Schedule

DATE	DAY	OPPONENT	SITE	TIME
Feb. 27	Thurs.	Chicago (NL) ●	Scottsdale	1:05
Feb. 28	Fri.	Chicago (NL) ●	Mesa	1:05
March 1	Sat.	Anaheim ● #	Scottsdale	1:05
March 2	Sun.	Oakland ●	Phoenix	1:05
March 3	Mon.	Chicago (AL)	Tucson	1:05
March 4	Tues.	San Diego	Scottsdale	1:05
March 5	Wed.	Seattle (ss)	Scottsdale	1:05
		Arizona (ss)	Tucson	1:05
March 6	Thurs.	Chicago (NL)	Scottsdale	1:05
March 7	Fri.	Seattle	Peoria	1:05
March 8	Sat.	Milwaukee ●	Scottsdale	1:05
March 9	Sun.	Anaheim (ss) ●	Scottsdale	1:05
		Kansas City (ss)	Surprise	1:05
March 10	Mon.	Texas	Scottsdale	1:05
March 11	Tues.	Anaheim	Tempe	1:05
March 12	Wed.	Milwaukee (ss)	Maryvale	1:05
		Seattle (ss)	Peoria	1:05
March 13	Thurs.	Kansas City	Surprise	1:05
March 14	Fri.	Arizona	Scottsdale	1:05
March 15	Sat.	Seattle (ss) ●	Scottsdale	1:05
		San Diego (ss)	Peoria	1:05
March 16	Sun.	Chicago (AL) ●	Scottsdale	1:05
March 17	Mon.	Off Day		
March 18	Tues.	Seattle (ss)	Scottsdale	1:05
		Texas (ss)	Surprise	1:05
March 19	Wed.	Anaheim	Tempe	1:05
March 20	Thurs.	Colorado	Scottsdale	1:05
March 21	Fri.	Colorado	Tucson	1:05
March 22	Sat.	Chicago (NL) ●	Mesa	1:05
March 23	Sun.	Chicago (NL) ●	Scottsdale	1:05
March 24	Mon.	Arizona	Scottsdale	1:05
March 25	Tues.	Milwaukee	Maryvale	1:05
March 26	Wed.	Kansas City (ss)	Scottsdale	1:05
		Fresno (ss)	Fresno	2:05**
March 27	Thurs.	Off Day		
March 28	Fri.	Texas ● *	San Francisco	7:15**
March 29	Sat.	Oakland ●	San Francisco	1:05**
March 30	Sun.	Seattle ● #	San Francisco	1:05**

(home games in bold; ss=split squads; all times listed are Mountain Standard Time) ** Pacific Standard Time ● Games broadcast on KNBR (680 AM) and the Giants Radio Network # Games televised on FOX Sports Net * Games televised on KTVU-FOX 2

Scottsdale Stadium Information

Location: 7408 East Osborn Road, Scottsdale, Arizona 85251

Date Opened: March 6, 1992

Telephones: Giants office and press box (480) 990-7972; Fax: (480) 990-2643. Giants Media Relations (480) 990-2924

Turf: Natural Grass

Dimensions: LF- 360 ft. CF- 430 ft. RF- 360 ft.

Capacity: 10,500 (8,500 fixed seats; 2,000 lawn seating)

Batting Practice: Giants - 10:00 - 11:00 a.m.; Visitors - 11:00 a.m. - noon; Giants infield - noon - 12:15 p.m.; Visitors - 12:15 - 12:30 p.m.

Ticket Prices: \$21.00 (Lower Box); \$18.00 (Upper Box); \$16.00 (Reserved Grandstand); \$13.00 (Line Box); \$10.00 (Reserved Bleachers); \$8.00 (Lawn Seating)

Ticket Information: Available through tickets.com outlets, Giants' Dugout Stores at Pacific Bell Park box office and Scottsdale Stadium box office.

Spring Training Information

Reporting Dates: Pitchers and catchers, February 14; first workout, February 15. Full squad, February 19; first workout, February 20.

Headquarters: Courtyard Marriott, 3311 North Scottsdale Road, Scottsdale, Arizona, 85251, (480) 429-7785

Workouts: Indian School Park, 4289 N. Hayden Road at Camelback Road, Scottsdale, Arizona 85251, (480) 990-0052

Minor League Headquarters: Days Inn, 4710 N. Scottsdale Road, Scottsdale, Arizona 85351, (480) 947-5411

Media Information: For credentials, contact Jim Moorehead or Blake Rhodes.

Broadcast Space: Contact Jim Moorehead or Blake Rhodes in advance.

Past Spring Training Finishes

Year	Site	Record	N.L. Finish	Year	Site	Record	N.L. Finish
1900	New York, New York	—	—	1952	Phoenix, Arizona	11-16	6th
1901	New York, New York	—	—	1953	Phoenix, Arizona	14-16	7th
1902	New York, New York	—	—	1954	Phoenix, Arizona	16-13	4th
1903	Savannah, Georgia	—	—	1955	Phoenix, Arizona	16-11	2nd
1904	Savannah, Georgia	—	—	1956	Phoenix, Arizona	20-15	3rd
1905	Savannah, Georgia	—	—	1957	Phoenix, Arizona	20-14	3rd
1906	Memphis, Tennessee	—	—	1958	Phoenix, Arizona	21-11	1st
1907	Los Angeles, California	—	—	1959	Phoenix, Arizona	15-13	3rd
1908	Marlin Springs, Texas	—	—	1960	Phoenix, Arizona	13-13	5th
1909	Marlin Springs, Texas	—	—	1961	Phoenix, Arizona	15-11	3rd
1910	Marlin Springs, Texas	—	—	1962	Phoenix, Arizona	13-13	5th
1911	Marlin Springs, Texas	—	—	1963	Phoenix, Arizona	10-17	10th
1912	Marlin Springs, Texas	—	—	1964	Phoenix, Arizona	25-8	2nd
1913	Marlin Springs, Texas	—	—	1965	Phoenix, Arizona	12-8	4th
1914	Marlin Springs, Texas	—	—	1966	Phoenix, Arizona	15-11	3rd
1915	Marlin Springs, Texas	—	—	1967	Phoenix, Arizona	17-9	1st
1916	Marlin Springs, Texas	—	—	1968	Phoenix, Arizona	13-17	5th
1917	Marlin Springs, Texas	—	—	1969	Phoenix, Arizona	19-7	1st
1918	Marlin Springs, Texas	—	—	1970	Phoenix, Arizona	9-7	7th
1919	Gainesville, Florida	—	—	1971	Phoenix, Arizona	15-11	4th
1920	San Antonio, Texas	—	—	1972	Phoenix, Arizona	9-6	2nd
1921	San Antonio, Texas	—	—	1973	Phoenix, Arizona	13-8	3rd
1922	San Antonio, Texas	—	—	1974	Phoenix, Arizona	12-9	3rd
1923	San Antonio, Texas	—	—	1975	Phoenix, Arizona	12-7	3rd
1924	Sarasota, Florida	—	—	1976	Phoenix, Arizona	7-7	7th
1925	Sarasota, Florida	—	—	1977	Phoenix, Arizona	11-15	10th
1926	Sarasota, Florida	—	—	1978	Phoenix, Arizona	18-9	1st
1927	Sarasota, Florida	—	—	1979	Phoenix, Arizona	14-12	7th
1928	Augusta, Georgia	—	—	1980	Phoenix, Arizona	14-7	1st
1929	San Antonio, Texas	—	—	1981	Phoenix, Arizona	14-13	1st
1930	San Antonio, Texas	—	—	1982	Scottsdale, Arizona	9-14	11th
1931	San Antonio, Texas	—	—	1983	Scottsdale, Arizona	11-13	5th
1932	Los Angeles, California	—	—	1984	Scottsdale, Arizona	18-9	1st
1933	Los Angeles, California	—	—	1985	Scottsdale, Arizona	14-14	7th
1934	Miami Beach, Florida	—	—	1986	Scottsdale, Arizona	15-12	5th
1935	Miami Beach, Florida	—	—	1987	Scottsdale, Arizona	20-10	2nd
1936	Pensacola, Florida	—	—	1988	Scottsdale, Arizona	16-14	5th
1937	Havana, Cuba	—	—	1989	Scottsdale, Arizona	13-19	9th
1938	Baton Rouge, Louisiana	—	—	1990	Scottsdale, Arizona	6-10	12th
1939	Baton Rouge, Louisiana	—	—	1991	Scottsdale, Arizona	15-14	6th
1940	Winter Haven, Florida	—	—	1992	Scottsdale, Arizona	18-13	3rd
1941	Miami, Florida	—	—	1993	Scottsdale, Arizona	14-17	11th-T
1942	Miami, Florida	—	—	1994	Scottsdale, Arizona	17-13	5th
1943	Lakewood, New Jersey	—	—	1995	Scottsdale, Arizona	12-25	—
1944	Lakewood, New Jersey	—	—	1996	Scottsdale, Arizona	12-21	12th
1945	Lakewood, New Jersey	—	—	1997	Scottsdale, Arizona	18-15	6th
1946	Miami, Florida	—	—	1998	Scottsdale, Arizona	9-21	15th
1947	Phoenix, Arizona	—	—	1999	Scottsdale, Arizona	13-18	13th
1948	Phoenix, Arizona	18-13	4th	2000	Scottsdale, Arizona	12-17	12th
1949	Phoenix, Arizona	18-14	2nd	2001	Scottsdale, Arizona	11-20-1	16th
1950	Phoenix, Arizona	12-18	6th	2002	Scottsdale, Arizona	16-16-1	8th
1951	St. Petersburg, Florida	19-12	2nd				

NOTE - Spring records and finishes were not kept prior to 1948

SF Giants Broadcast Information

The Giants' 2003 season will be well chronicled, as more than 135 Giants games will be televised locally on KTVU and FOX Sports Net, the most ever for the franchise. Full coverage of the 162-game regular season schedule will be aired on KNBR Radio (680 AM, San Francisco), the Giants Radio Network and live audio on the team's website (sfgiants.com). In addition, Spanish carrier KZSF Radio (1370 AM, San Jose) will air all home weekend contests.

ENGLISH BROADCASTERS

Broadcasting Giants games since the team moved west in 1958, KTVU-FOX 2 enters its 46th year of televising the Giants. FOX Sports Net, the seven-time local Emmy Award winner for its Giants coverage and the team's cable home since 1990, returns for another season. KNBR, the 50,000-watt Sports Leader, begins its 25th campaign with the orange and black.



Jon Miller

Jon Miller, the "Voice of the Giants," enters his seventh season in the broadcast booth on KNBR Radio and KTVU-TV. An award-winning broadcast veteran of more than 20 years, Miller is also the play-by-play commentator of ESPN's Sunday Night Baseball telecasts. His broadcasting career began at the age of 22 when he teamed with Monte Moore on the Oakland A's radio and television network. The Bay Area native attended Hayward High and the College of San Mateo before securing his first TV job at Channel 50 in Santa Rosa, where he broadcast NHL hockey for the California Golden Seals during the 1972-73 season. Besides his one season with the A's, he also called play-by-play in the Bay Area for University of San Francisco basketball (1976-80), the Golden State Warriors (part-time, 1979-82) and the original San Jose Earthquakes. He also called play-by-play for the Washington Diplomats of the North American Soccer League (1975-77). Miller, noted for his eloquent game description, golden voice and marvelous sense of humor, spent 14 years with the Baltimore Orioles. Prior to joining Baltimore in 1983, the talented broadcaster spent two seasons with the Texas Rangers (1978-79) and three seasons with the Boston Red Sox (1980-82). He announced the Soccer Game of the Week for nationally-syndicated TVS from 1977-78. His first network exposure came in 1976 when he was selected by CBS-TV to broadcast the North American Soccer Championship Game. After a four-year stint at NBC-TV from 1986-89 where he announced an occasional Game of the Week with either Tony Kubek or Joe Garagiola, Miller matriculated to ESPN. During his 13-year tenure at ESPN, he has been nominated six times for an "ACE" award, emblematic of cable television excellence, and won the award in 1991 and 1996 for his play-by-play work. Nominated twice for a national Emmy Award in 1995 and 1996, Miller has broadcast the World Series on ESPN Radio the past five years. The author of "Confessions of a Baseball Purist," Jon and his wife, Janine, currently reside in Moss Beach. They are parents to three daughters, Michelle, Holly and Emilie, and a son, Alexander.



Duane Kuiper

Duane Kuiper, an Emmy award winning broadcaster, begins his 19th season as a Major League announcer. He embarks on his 10th consecutive year in the FOX Sports Net and KNBR Radio broadcast booths in 2003. The former 11-year big league infielder received the first local Emmy award of his distinguished broadcasting career in the category of "On Camera Sports" in 1999, and won the prestigious award a second time in 2001. He provided commentary for the Giants from 1987-92 and served a one-year stint in the expansion Colorado Rockies broadcast booth in 1993. "Kuiper" and his FOX Sports Net partner, Mike Krukow, provide play-by-play and color commentary for the EA Sports video game "MVP Baseball 2003." The former infielder spent the last four years of his career with the Giants, following seven with the Cleveland Indians. After retiring in 1985, Kuiper provided commentary on Giants radio broadcasts through the end of that season, and had his own radio show on KNBR from 1982-85. "Kuiper" serves as a board member of the Giants Community Fund. Kuiper and his wife, Michelle, reside in Danville with their two children, Cole and Dannon.



Mike Krukow

Mike Krukow enters his 13th season in the television booth, and his ninth full season on the radio side. A two-time Emmy award winner, Krukow is the broadcast team's color analyst on KTVU and FOX Sports Net telecasts, and on KNBR Radio broadcasts. Krukow's playing career in the Major Leagues spanned 14 years and three teams: the Chicago Cubs (1976-81), Philadelphia Phillies (1982) and San Francisco Giants (1983-89), where his enthusiasm both on and off the field made him a fan favorite. "Kruk" was named as the starting right-handed pitcher to the 1980's Giants All-Decade Team in a vote by Bay Area media in 1999. Noted for his deep knowledge of the game and tremendous sense of humor, he provides play-by-play and color commentary for the popular video EA Sports video game "MVP Baseball 2003," along with FSN partner, Duane Kuiper. A 20-game winner for the Giants in 1986, Krukow retired after the 1989 season with a 124-117 career record (3.90 ERA). Krukow resides in San Luis Obispo with his wife, Jennifer and their five children, Jarek, Baker, Tessa, Chase and Weston.



Joe Angel

Joe Angel, who began his broadcast career with the Giants in 1977, enters his 24th season of Major League broadcasting. The Galileo High School graduate will bring the action from his boyhood team to Bay Area fans for both KTVU and KNBR in 2003. After teaming with Bay Area broadcasting legend Lon Simmons on San Francisco broadcasts in 1977-78, the Bogota, Colombia native broadcast for the Oakland A's (1980-81), Minnesota Twins (1984-86), Baltimore Orioles (1989-90, '92) New York Yankees (1991), Florida Marlins (1993-2000), and as a play-by-play man for ESPN regional telecasts (2001). Angel was the "voice of the Marlins" from the birth of the franchise in 1993 through the 2000 campaign, covering the team in both radio and television booths. He then returned to the team of his youth in 2002, broadcasting Giants games over the radio and television airwaves. In addition to baseball, he broadcast Stanford University football for five years and University of San Francisco basketball for four seasons. Angel opened his broadcasting career in San Francisco both in radio and television and occasionally on San Francisco 49ers radio. He and his wife, Antoinette, reside in Weston, FL and have three children: Tony, Natalie, and Jonathan.



Lon Simmons and Russ Hodges were honored for their service with the Giants when the broadcast facilities at Pacific Bell Park were named the Hodges-Simmons Broadcast Center October 5, 2000.

SPANISH BROADCASTERS

Spanish-speaking Giants fans in the Bay Area can tune into Radio Z (KZSF Radio-1370 AM) for all home weekend contests.



Amaury Pi-Gonzalez

Amaury Pi-Gonzalez, an on-air broadcaster in the Bay Area for three decades, begins his ninth season as the Giants Spanish play-by-play voice. Pi-Gonzalez, who handled the play-by-play chores for all Golden State Warriors games for seven years, previously served as the Spanish voice of the Oakland As for 17 seasons and as the sports anchor at Telemundo in San Jose from 1990-94. Born in Cuba, Pi-Gonzalez moved to Florida in 1961, attending the University of Miami and broadcasting on Miami's WFAB Radio. A multi-sport broadcaster, he has covered the World Series, the Super Bowl, boxing, basketball and soccer for Spanish radio. From 1985-87, he covered baseball's Championship Series and World Series for CBS Spanish Radio Network. He broadcast the 2002 World Series for the ESPN/Cadena Latino Radio Network which was carried on more than 300 radio stations in the United States and Latin America. The past two years he has called the Caribbean World Series in English for FOX Sports. Pi-Gonzalez serves on the board of directors as vice president of the Hispanic Heritage Museum in San Francisco, and is a writer and co-owner of the popular website www.latinobaseball.com. Pi-Gonzalez and wife, Gail, reside in Fremont. They are parents to two sons, Jonathan and Geoffrey.



Erwin R. Higueros

Erwin Higueros begins his fifth full season, his sixth overall in the Spanish language radio booth. Higueros has the distinction as the sole Spanish language announcer to broadcast games in three professional sports. A three-sport announcer, he is the Spanish language voice of the NFL's Oakland Raiders, the former play-by-play commentator for the NHL's San Jose Sharks and he handled Spanish broadcast duties for the Oakland As. Born in Guatemala, he moved to the United States when he was 12 years old. A graduate of Fremont High School in Oakland, he attended Cal State Hayward. Higueros resides in Oakland with his wife, Maria, and two children, Claudia and Erwin, Jr.

Radio Voices of the San Francisco Giants

English Radio

Angel, Joe	1977-1978; 2002-
Eckman, Art	1974-1975
Fairly, Ron	1987-1992
Glass, David	1981-1985
Greenwald, Hank	1979-1986; 1989-1996
Hagin, Wayne	1987-1988
Higgins, Dennis	2000
Hodges, Russ	1958-1970
Krukow, Mike	1994-
Kuiper, Duane	1985-1986; 1994-
Michaels, Al	1974-1976
Miller, Jon	1997-
Nelson, Lindsay	1979-1981
Robinson, Ted	1993-2001
Simmons, Lon	1958-1973; 1976-1978; 1996-2002
Stone, Phil	1986
Thompson, Bill	1965-1975
Tompkins, Barry	1993

Spanish Radio

Areas, Evelio	1981
Bolanos, Enrique	1982
De La Rosa, Rene	1993-1998
Fuentes, Tito	1981-1991
Gonzalez, Julio	1989-1990, 1993-1997
Higueros, Erwin	1998-
Martinez, Edgard	1981, 1986-1988, 1993
Martinez, Ramon	1983
Ortega, Eduardo	1991
Pi-Gonzalez, Amaury	1995-
Provedor, Armando	1984-1985
Rivera, Carlos	1982, 1992
Valentin, Ruben	1981

Note: Hodges also broadcast New York Giants games from 1949-57.

Broadcast Affiliates



2003 Giants Television Network

Station	Channel	City
KAME	Channel 21 (UPN)	Reno, NV
KBVU	Channel 29 (FOX)	Eureka, CA
KCBA	Channel 35 (FOX)	Salinas, CA
KFRE	Channel 59 (WB)	Fresno, CA
KMAX	Channel 31 (UPN)	Sacramento, CA
KRVU	Channel 2 (UPN)	Chico, CA
KTVU (flagship)	Channel 2 (FOX)	San Francisco, CA
FOX Sports Net	Cable	

2003 Giants Radio Network



Station	Dial	City
KAOI	1110 AM	Wailuku, HI
KATA	1340 AM	Eureka, CA
KBKY	94.1 FM	Merced, CA
KDFO	800 AM	Bakersfield, CA
KFIG	1430 AM	Fresno, CA
KKEA	1420 AM	Honolulu, HI
KKJL	1400 AM	San Luis Obispo, CA
KMFB	92.7 FM/96.7 FM	Mendocino, CA
KMJC/KSYC	620 AM/1490 AM	Yreka, CA
KNBR (flagship)	680 AM	San Francisco, CA
KNRO	1670 AM	Redding, CA
KPLY	1230 AM	Reno, NV
KPUA	670 AM	Hilo, HI
KQNG	570 AM	Lihue, HI
KUIK	1360 AM	Hillsboro, OR
KZSF (Spanish Radio)	1370 AM	San Jose, CA

Commitment to the Community

The San Francisco Giants boast one of the premier community outreach programs in professional sports, hosting a variety of unique and innovative programs and contributing nearly \$2 million in cash and in-kind donations each year. In 1993, the Giants set the standard for Major League Baseball, becoming the first team to implement a 100 percent player participation program. Since then, the Giants have continued this tradition, involving every player, coach and uniformed staff member in at least one community project throughout the season.

In addition, each year, the non-profit Giants Community Fund provides nearly \$1 million to administer the Junior Giants youth baseball leagues, refurbish ball fields, and provide funding for the team's major community undertakings, such as Until There's a Cure Day, Strike Out Violence Day and the Giants Summer Reading Program. Since its inception in 1991, the Fund has donated over \$3.5 million to various community programs.

The Giants community relations efforts touch more than half a million people each year. These community members, primarily in the Bay Area and Northern California are reached through several programs, including one of the many community awareness days held at the ballpark — Until There's A Cure Day, Strike Out Violence Day, Give Life...Be A Donor Day, CHW Health Services Food Drive, Giants Community Fund Education Night and the SBC Pacific Bell/Nortel Networks Giants Book Drive; the donation of Giants memorabilia to more than 3,000 organizations to assist with their fundraising needs; the Giants Community Fund's Junior Giants baseball program which gives nearly 9,000 kids in more than 50 California communities the opportunity to play baseball; the more than 70,000 kids who participate in the SBC Pacific Bell/Nortel Networks Giants Summer Reading Program at their local libraries; and the multitude of community appearances by players, coaches and front office staff that range from hospital and school visits to health fairs and beyond.

Junior Giants Baseball Program

The Giants Community Fund administers an innovative youth baseball program for nearly 9,000 children in Northern California. There are 52 leagues with more than 500 teams from Mt. Shasta to San Luis Obispo. The program provides self-esteem and values training, along with baseball equipment, uniforms and instructional service to boys and girls 8-18 years old who otherwise could not afford to play organized baseball. For information on how to either become a volunteer, coach or sign-up for a team, call 1-877-JR-GIANT.

"Until There's A Cure Day"

In 1994, the Giants became the first-ever professional sports team to host an AIDS/HIV benefit game, "Until There's A Cure Day." Since then, the Giants have generated nearly \$700,000 for Bay Area HIV/AIDS education and care/service organizations and international AIDS research. In 2002, the focus of the day, "AIDS is Colorblind—It Can Strike Anyone," was a message created to raise awareness that AIDS crosses all ethnic and age borders. In 2002, the Until There's A Cure Foundation raised more than \$75,000 on a single game day at the ballpark.

"Strike Out Violence Day"

The San Francisco Giants, the Giants Community Fund and the San Francisco Sheriff's Department joined forces in 1998 to raise awareness on the issue of violence in our community and to highlight Resolve to Stop the Violence (RSVP), the San Francisco Sheriff's Department's violence prevention program. Since then, Blue Shield of California and Family Violence Prevention Fund joined the team and together, the organizations partnered to develop a public awareness campaign to raise awareness in our community about domestic violence.

Giants/Pacific Bell and Nortel Networks Summer Reading Program

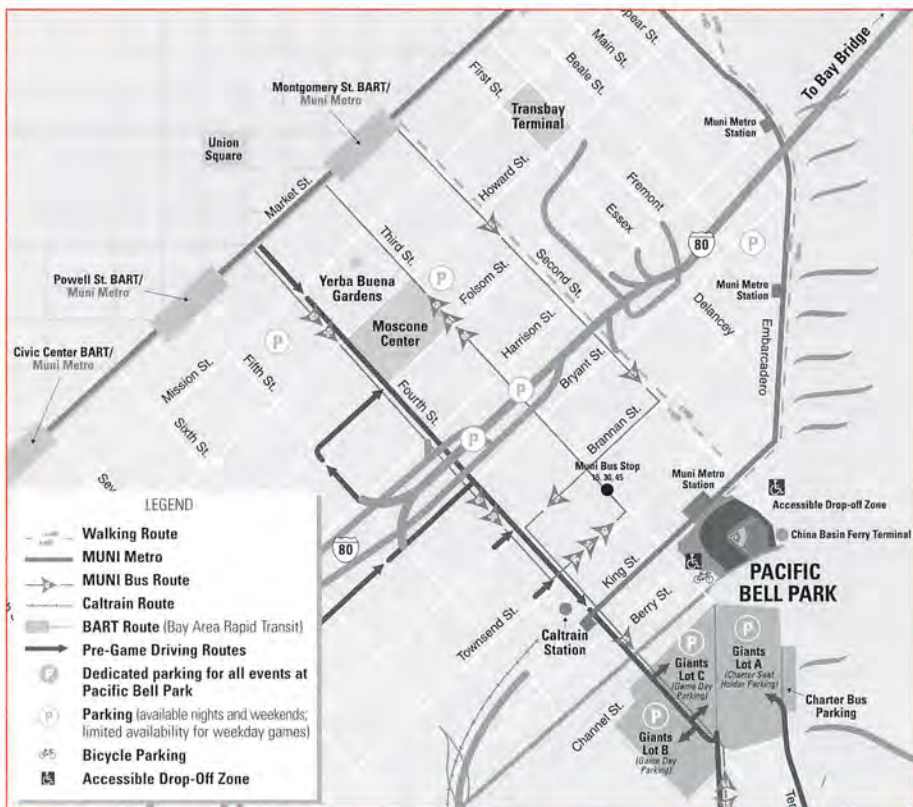
The Giants main academic platform, the Giants Summer Reading Program encourages students to continue reading throughout the summer by providing incentive items and participating in special book readings at local libraries. In 2002, nearly 70,000 Bay Area children participated in the Giants Summer Reading Program. All participants that completed the program were given Giants-themed prizes for their accomplishments.

For additional information on the Giants community programs, please call 415-972-2000, option 8.

Giants Media Information/Guidelines

THE GIANTS MEDIA RELATIONS OFFICE: Located on the second level at Pacific Bell Park behind the press box, the Giants' media relations department can be reached via the media elevator or adjacent stairs from the Field Club (service) level walkway.

ENTRY TO PACIFIC BELL PARK: Credentialed media must enter the ballpark through the Media Entrance near O'Doul Gate (next to the Giants Dugout Store) off Third Street, or at the Command Center at 2nd and King Streets.



CREDENTIALS: Credentials will be issued only to legitimate media. Season credentials will be issued only to those news agencies that cover the Giants on a daily basis. All agencies that wish to cover the Giants must submit a written request on official company letterhead by mail, fax or e-mail. Media representatives who do not receive full-season Giants credentials may obtain single credentials for individual games, subject to availability, by contacting the media relations department at least 48 hours in advance, **preferably by e-mail**. All daily media credentials can be picked up at the Giants Administrative Building reception desk, (adjacent to the Giants Dugout Store) located off Third Street through the glass doors at 24 Willie Mays Plaza. **Credentials must be visibly worn at all times.**

BOB STEVENS PRESS BOX: The Bob Stevens Press Box is located on the Lower Box level of Pacific Bell Park, directly above Sections 113-117 of the lower bowl seating in the ballpark. The entrance to the press box, situated one level above street level, can be accessed via the media elevator or adjacent stairwell from the Field Club (service) level walkway. The press box is a working area for the news media and no cheering or other distracting noise is permitted at any time. Anyone violating this policy will be asked to leave the premises. Persons without credentials will not be admitted.

HODGES-SIMMONS BROADCAST CENTER: All broadcast booths for live game coverage are located at the Hodges-Simmons Broadcast Center on the AAA Club Level of Pacific Bell Park (one level above the

Press Box). From the Field (service) level walkway, take the media elevator or adjacent stairwell to the AAA Club Level to access the broadcast booths. Persons without credentials will not be admitted.

CLUBHOUSES: Both clubhouses are located on the Field Club (service) level of Pacific Bell Park. The Giants' clubhouse is on the third base side, while the visitor's clubhouse is on the first base side. Only credentialed media with clubhouse access will be admitted. **TV and still photographers are not allowed in the clubhouse prior to the game, while only TV cameras are permitted in the clubhouse during post-game (no still photographers).** Training and weight rooms, as well as the club dining areas, are closed to everyone except players and club officials. The Giants clubhouse is open beginning three-and-a-half hours until 45 minutes prior to game time, and will re-open 10 minutes following the conclusion of the game. **Please do not lounge in the manager's office or clubhouse during the pre-game period. If you have specific interview requests for a player or coach, we encourage you to contact a member of the Giants' media relations staff, who will try to accommodate your needs.**

FIELD ACCESS: Only credentialed media with field access will be allowed onto the field prior to the game. **Due to Pacific Bell Park having the smallest foul territory behind home plate in Major League Baseball, we kindly ask all video and still photographers to stay on the warning track when shooting.** All media must clear the field 45 minutes prior to game time. Access to the field is available on the Field Club (service) level only by one of three tunnels: the Giants' dugout, the visitors' dugout, or the media tunnel directly behind home plate.

INTERVIEW ROOM: An interview room is located on the Field Club (service) level of the ballpark, between home plate and the Giants Clubhouse. The room will be used for media conferences and other special interviews.

POST-GAME PROCEDURES: Manager Felipe Alou will be available to the media in his office immediately after the Giants clubhouse is opened after the game, except on special occasions when he will answer the media in the formal Interview Room. Please ask any questions of the manager related to the game during this post-game session. Post-game interviews with the manager and players are conducted by media with deadlines and should be limited to game comments. **Please do not lounge in the manager's office or clubhouse, or attempt to conduct feature-length interviews after a game.**

DARKROOMS, STILL PHOTO LOCATIONS: The photo darkrooms and the Giants' team photographers' office are located on the Field Club (service) level of the ballpark between both clubhouses. In addition, an auxiliary photographers' work room for photo transmissions via telephone lines is available in the area adjacent to the umpires room on the service level. Limited photo locations are available at various field level areas, as well as in TV baskets situated on the AAA Club Level on both the first and third base sides. **All still photo locations are reserved by contacting Giants team photographers, Martha Jane Stanton or Andy Kuno at (415) 972-1667.** The Giants' media relations department requests that all season credentialed photographers use discretion in using their season pass, and ask that you only utilize your credential when on a legitimate assignment.

TV PHOTO LOCATIONS: Due to limited photo space, no TV cameras are guaranteed locations on the field level. All still photographers will have priority in these locations. However, TV cameras are welcome if space permits.

LIVE SHOTS: Due to our downtown location, we do not have any ENG truck parking. If your organization plans to transmit ANY live shots from inside Pacific Bell Park, please contact ITN (415/956-1703), which serves as the official broadcast services provider for the Giants and Pacific Bell Park.

SAM SKINNER MEDIA LOUNGE: The Sam Skinner Media Lounge is located directly behind the broadcast booths on the AAA Club Level. Those media members located in the press box that wish to dine can access the Sam Skinner Media Lounge by taking one flight of stairs up one level. The lounge is open for pre-game meal service beginning two hours prior to game time to accredited media members only. Meal service concludes one hour after first pitch. There will be a nominal charge for meals.

PARKING: Due to Pacific Bell Park's downtown location, daily parking is on a first-come, first-served basis and is extremely limited. **Please note that the Fourth Street Bridge will be closed for the entire 2003 season. I-280 and the Third Street "Lefty O'Doul Bridge" should be used as alternate routes.**

NON-SMOKING FACILITY: Pacific Bell Park is a **smoke-free** facility. Smoking is limited to the following areas: **Field/Street Level**-outside the ballpark; **Promenade Level**-above the Lefty O'Doul Entrance next

to the stairs, above the Marina Gate at the top of the stairs leading to the Sega Games Area, and behind section 135 near the Fan Lot bridge; **Club Level**-outdoor patio behind the concourse near section 229; **View Level**-outer perimeter of the concourse behind section 314 at the top of the wheelchair accessible ramp, and behind section 335 at the top of the wheelchair accessible ramp.

LIVE GAME-IN-PROGRESS BROADCASTS: Please be advised that no radio entity is allowed to file live in-game reports from Pacific Bell Park when the Giants host a game in which MLB's national radio rightsholder, ESPN Radio, is broadcasting. The ESPN Radio window of exclusivity begins 15 minutes prior to first pitch and concludes 15 minutes after the game or when ESPN Radio completes its broadcast, whichever comes first. Live broadcasts by non-rights holders during a game are permitted for the purpose of non play-by-play reporting of scores and game highlights, under the following guidelines: Reports must be confined to between-innings only, limited to 60 seconds in length, and limited to six per game. Radio and TV stringers must notify the Giants media relations department of their plans for such reports. A violation of the above Major League Baseball guidelines may result in the revocation of media credentials.

PRESS BOX SERVICES: Rosters, lineups, game notes and statistics for both teams are available at least two hours before game time. Post-game notes, box scores, Giants manager quotes and updated statistics will be distributed approximately 10 minutes following the conclusion of each game. Giants media guides and the visiting team's media guides are available upon request to the Giants media relations staff in the press box.

MEDIA HOTLINE: Late-breaking news and interviews with Manager Felipe Alou and Giants players, taped after every home game, are available for unlimited use by radio stations and newspapers in Northern California and throughout the country. The service is available in both English (415-972-2474) and Spanish (415-972-2475).

TELEPHONES: Fourteen charge-a-call phones are available in the press box. Media wishing to order temporary telephone lines should call SBC at 1-800-339-3204 (analog Private Line) or 1-800-447-9566, option 1, option 3 (Data: ISDN, DSL), and identify **Jill Nubbe, SF Giants** as the on-site contact.

FREELANCE WRITERS AND PHOTOGRAPHERS: Freelance writers and photographers may not request their own credentials. The sports editor or managing editor of a publication employing the freelancer must provide a written credential request on official company letterhead for specific games at least 48 hours in advance of that game.

WEBSITES: Due to the growth of on-line services and our limited number of press box seats, the Giants will only issue daily credentials to those website personnel affiliated with a major news gathering organization.

TICKETS: All requests to purchase tickets must be made to the media relations department via telephone, e-mail or in-person. Requests must be made at least one week in advance of the game for all tickets. A limited number of tickets are available on a first-come, first-served basis.

NO AUTOGRAPHS: Media are not allowed to ask for autographs of uniformed personnel at Pacific Bell Park. Anyone violating this policy will be asked to leave the premises and will have their credential revoked.

GIANTS COMMUNICATIONS DEPARTMENT

Pacific Bell Park
24 Willie Mays Plaza
San Francisco, CA 94107
(415) 972-2448
FAX (415) 947-2800
Website: sfgiants.com

English Media Hotline: (415) 972-2474
Spanish Media Hotline: (415) 972-2475

	Direct Phone	E-Mail Address
Vice President, Communications — Staci Slaughter	972-1960	sslaughter@sfgiants.com
Media Relations		
Director, Broadcasting and Media Services — Maria Jacinto	972-2447	mjacinto@sfgiants.com
Manager, Media Relations — Jim Moorehead	972-2449	jmoorehead@sfgiants.com
Manager, Baseball Information — Blake Rhodes	972-2443	brhodes@sfgiants.com
Media Relations Assistant — Matt Hodson	972-2441	mhodson@sfgiants.com
Hispanic Media Services — Luis Alberto Torres	972-2442	ltorres@sfgiants.com
Public Affairs & Community Relations		
Director, Public Affairs & Community Relations — Shana Daum	972-2496	sdaum@sfgiants.com

Index

All-Stars, Giants All-Time	311
2002 Major League	270
All-Time Roster, 1883-2002	323
Alou, Felipe	24
American League, S.F. vs., 1997-2002	288
Attendance, 2002	268
Year-by-year	386
Award, Harry S. Jordan	113
Award Winners, Major League, 2002	270
Giants All-Time	317
Baer, Laurence M.	7
Ballparks, Giants Home 1883-2002	385
Batting, 2002 Giants Statistics	256
Batting, 2002 NL Club	255
Batting, Giants Franchise Top Tens	292
Batting, S.F. Top Tens	293
Batting Totals, Giants 1900-2002	296
Behind the Scenes	44
Blue, Vida	22
Broadcast Information	389
Bullpen Watch, 2002	257
Career Milestones in Reach	252
Cepeda, Orlando	22
Club Directory	2
Clubhouse/Staff	46
Coaches, Giants All-Time	36
Coaches, 2003 Giants	24
Community Relations	393
Day-by-Day, 2002 Giants	263
Disabled List, 2002 Giants	265
Draft Selections, 2002 June	378
Draft Selections, No. 1 June	348
Executive Bios, Administration	14
Executive Bios, Baseball Operations	8
Farm System Records, Giants'	334
Father-Son Combos, Top Major League	76
Fielding, 2002 Giants	258
Fielding, 2002 NL Club	255
40-40, Seasons	69
Franchise Records, 1883-2002	290
Franchise Year-by-Year Finishes	284
Gold Glove Winners	217
Hall of Famers, Giants	319
Highs and Lows, Giants 2002	260
Highlights, Giants 2002	259
Hitting Streaks, Individual Players	324
Home Run Leaders, Career	68
Home Run Records by Position	309
Home Run Seasons, Top 5 of All Time	71
Home Run Seasons, Top 5 Giants	74
Interleague Firsts	280
Interleague Win/Loss, 1997-2002	282
Last Time a Giant Achieved	318
Last Time It Happened	315
League Leaders and Notable Performances, Giants 1900-2002	317
Magowan, Peter A.	6
Major League Standings, Final 2002	254
Manager & Coach Bios, 2002 Giants	24
Managerial History, Giants 1883-2002	27
Mays, Willie	21

McCovey, Willie	21
Media Information/Guidelines, Giants	394
Medical Consultants	44
Milestones in Reach, Barry Bonds.....	73
Milestones in Reach, Giants	252
Minor League Coach Bios and 2002 Team Records and Stats.....	336
Minor League Roving Instructors	335
Minor League Player Bios	349
Minor League Organizational Standings	334
Minor League System	333
Month-by-Month, 1900-2002	300
Multi-Homer Games, Most in ML History	70
MVPs, 3 or More.....	70
National League, S.F. vs., 1900-2002	286
Opening Day Lineups, 1958-2002	294
Opponents, National League	272
Opponents, American	280
Owners, Giants, 1883-2002	7
Pacific Bell Park Information	380
Pitching, 2002 Giants Statistics	257
Pitching, 2002 NL Club	255
Pitching, Giants Franchise Top Tens.....	292
Pitching, S.F. Top Tens.....	293
Pitching Totals, Giants 1900-2002	298
Player Bios, 2003 Giants	47
Post-Season Results, Giants All-Time	312
Pre-Game Schedule	385
Radio Information	392
Radio Voices, Giants, 1958-2002	391
RBI Records by Position, Giants	305
Records: Month-by-Month, 1900-2002.....	300
Giants Franchise, 1883-2002	290
San Francisco, 1958-2002	291
Retired Uniform Numbers.....	320
Rookies, 2003	47
Rosters: All-Time Giants.....	323
2003 Giants Roster	248
Runs, Career Leaders.....	77
Sabean, Brian	8
Schedule, 2003	400
Scottsdale Stadium Information	387
Scouts	332
Single-Season Highs, Giants, Home/Road.....	310
Spring Training Information.....	387
Spring Training Schedule, 2003	387
Standings, 2002 Final, Major League	254
Streaks, Losing, 1900-2002	262
Streaks, Winning, 1900-2002	262
Sweeps	315
Team Statistics, 2002 National League	255
Television Information.....	392
30-30, Multiple Seasons	79
300 Home Run-300 Stolen Base Club.....	74
Trainers, Athletic	44
Transactions, 2002-2003	266
Walk, Career Leaders	77
Winning Streaks, Individual Player.....	329
Winning/Losing Streaks, Giants 1900-2002	262
Win/Loss Breakdown, 1900-2002	288
Win/Loss Breakdown, 2002	261
Yearly Batting Leaders, 1900-2002	302
Yearly Pitching Leaders, 1900-2002	306
Yearly Team Batting Totals, 1900-2002	296
Yearly Team Pitching Totals, 1900-2002.....	298



Buy
the gear.



Wear
the gear.



Be
the fan.



Shop

sfgiants.com

Go to the Official Site of the Giants
and click on "Shop."

2003 San Francisco Giants Schedule

MARCH/APRIL						
SUN	MON	TUE	WED	THU	FRI	SAT
					7:15 28	1:05 29
					TEX	OAK
1:05 30	3:05 31	7:05 1	7:05 2	3	11:05 4	11:05 5
SEA	SD	SD	SD		MIL	MIL
11:05 6	1:05 7	7:15 8	12:35 9	7:15 10	7:15 11	1:05 12
MIL	SD	SD	SD	LA	LA	LA
5:05 13	7:15 14	7:15 15	4:05 16		17:7-10 18	7:10 19
LA	★ HOU	HOU	HOU		LA	LA
5:10 20		21:4-05 22	4:05 23	9:35 24	4:05 25	4:05 26
LA		PIT	PIT	PIT	PHI	PHI
10:35 27		28	7:15 29	7:15 30		
PHI		CHI	CHI			

MAY						
SUN	MON	TUE	WED	THU	FRI	SAT
					12:35 1	1:05 3
					CHI	CIN
1:05 4		5:4-05 6	4:05 7	4:05 8	4:35 9	4:05 10
CIN		FLA	FLA	FLA	ATL	ATL
10:05 11	7:15 12	7:15 13	12:35 14	7:15 15	7:15 16	1:05 17
ATL	MON	MON	MON	NYM	NYM	NYM
1:05 18	6:35 19	6:35 20	6:35 21		22:6-05 23	1:05 24
NYM	AZ	AZ	AZ		COL	COL
12:05 25	12:05 26	7:15 27	7:15 28		29:7-15 30	7:15 31
COL	COL	AZ	AZ		COL	COL

JUNE						
SUN	MON	TUE	WED	THU	FRI	SAT
1:05 1	7:15 2	7:15 3	7:15 4	7:15 5	7:15 6	1:05 7
COL	COL	MIN	MIN	MIN	DET	DET
1:05 8		9:5-05 10	5:05 11	5:05 12	5:05 13	4:05 14
DET		CWS	CWS	CWS	KC	KC
11:05 15		16:7-10 17	7:10 18	7:10 19	7:05 20	7:05 21
KC		LA	LA	LA	OAK	OAK
1:05 22	7:15 23	7:15 24	7:15 25		26:7-15 27	1:05 28
OAK	LA	LA	LA		OAK	OAK
1:05 29	5:10 30					
OAK	STL					

JULY						
SUN	MON	TUE	WED	THU	FRI	SAT
		5:10 1	5:10 2	11:10 3	6:05 4	7:05 5
		STL	STL	STL	SD	SD
2:00 6	7:15 7	12:35 8	6:05 9	6:05 10	7:05 11	1:05 12
SD	STL	STL	COL	COL	AZ	AZ
1:35 13		14	15	16:7-15 17	7:15 18	1:05 19
AZ		All-Star Break		COL	COL	COL
1:05 20	7:15 21	7:15 22	7:15 23	12:35 24	7:15 25	7:15 26
COL	AZ	AZ	AZ	AZ	SD	SD
1:05 27		28	5:05 29	11:20 30	11:20 31	
SD		CHI	CHI	CHI		

AUGUST						
SUN	MON	TUE	WED	THU	FRI	SAT
					4:10 1	10:15 2
					CIN	CIN
10:15 3		4:7-15 5	7:15 6	12:35 7	7:15 8	1:05 9
CIN		PIT	PIT	PIT	PHI	PHI
1:05 10		11:4-10 12	4:10 13	4:10 14	4:05 15	4:05 16
PHI		NYM	NYM	NYM	MON	MON
10:05 17	10:05 18	7:15 19	7:15 20	7:15 21	7:15 22	1:05 23
MON	MON	ATL	ATL	ATL	FLA	FLA
1:05 24		25:6-05 26	6:05 27	12:05 28	7:05 29	1:05 30
FLA		COL	COL	COL	AZ	AZ
5:05 31						
AZ						

SEPTEMBER						
SUN	MON	TUE	WED	THU	FRI	SAT
	1:35 1	7:15 2	12:35 3		4	7:15 5
	AZ	COL	COL		AZ	AZ
1:05 7		8:7-05 9	7:05 10	7:05 11	7:15 12	1:05 13
AZ		SD	SD	SD	MIL	MIL
1:05 14	7:15 15	7:15 16	7:15 17	12:35 18	7:10 19	7:10 20
MIL	SD	SD	SD	SD	LA	LA
1:10 21	5:05 22	5:05 23	11:05 24		25:7-15 26	1:05 27
LA	HOU	HOU	HOU		LA	LA
1:05 28		29	30			
LA						

Exhibition Home Away

Follow the Giants on radio: KNBR 680 and KZSF-1370 AM (Spanish). Watch the Giants on KTVU Channel 2, Fox Sports Net and ESPN. Check your local listings for most current broadcast schedule. All times Pacific Daylight Time. All game times and dates subject to change.

The 2003 Giants Media Guide was written, edited and produced by Jim Moorehead, Blake Rhodes, Matt Hodson, Maria Jacinto and Nancy Donati; and designed and published by Diablo Custom Publishing, Walnut Creek, CA. © San Francisco Giants.

Cover photography: Martha Jane Stanton, Andy Kuno, Mike Lachenmyer and Steve Hathaway. Additional photography: Martha Jane Stanton, Andy Kuno, Missy Mikulecky, Mike Lachenmyer, SF Giants Archives and MLB photo.

Statistical support provided by Bill Arnold and The Sports Features Group.

The Guide is available at Pacific Bell Park, Giants Dugout Stores, the team's website (sfgiants.com), through the mail by writing: Giants Information Guide, Mail Order Dept., Pacific Bell Park, 24 Willie Mays Plaza, San Francisco, CA 94107 or by phoning the mail order department at 1-800-442-6873 or (415) 575-5101.

Now batting clean-up: Chevron with Techron



Every line-up needs power. Just ask your car.

While it may not be up on slugging percentages, it knows the power to perform its best is found in a gasoline like Chevron with Techron. Why? Because lower quality gasolines often leave performance-robbing deposits on vital engine parts. But Chevron with Techron helps keep engine parts clean. In fact, it even cleans up deposits other brands may leave behind.

TECHRON

The Techron additive is unbeatable at keeping vital engine parts clean.

Simply put, no gasoline keeps your car at the top of its game better than Chevron with Techron.

Like a great clean-up hitter, you can count on it in the clutch.



Cathedral

© 2003 SBC Properties, L.P. All rights reserved. SBC and the SBC logo are trademarks of SBC Properties, L.P.

2003 GIANTS MEDIA GUIDE



Baseball. A sacred tradition.

