


1975



NATIONAL LEAGUE PUBLIC RELATIONS DIRECTORY

Club	Name	Area	Office	Private	Home
Atl.	Bob Hope	404	522-7630	577-3667	292-6560
	Randy Donaldson	404	522-7630	577-3667	321-0514
Chi.	Chuck Shriver	312	281-5050	327-1919	529-6231
	Jim McNitt	312	281-5050	327-1919	446-4287
Cin.	Jim Ferguson	513	421-4510	421-2990	232-7590
	Bob Rathgeber	513	421-4510		922-1554
Hou.	Bobby Risinger	713	748-4500		437-9110
L.A.	Red Patterson	213	225-1411	221-8585	(714) 871-2008
	Fred Claire	213	225-1411	222-4479	(714) 624-9383
Mtl.	Larry Chiasson	514	273-0433	270-5622	365-7280
	Rodger Brulotte	514	273-0433		352-5354
N.Y.	Harold Weissman	212	672-2000	672-4606	339-8370
	Matt Winick	212	672-2000	672-2814	726-0087
Pha.	Larry Shenk	215	463-6060	755-9321	(302) 798-4205
	Chris Wheeler	215	463-6000	755-9322	483-7563
	Dennis Lehman	215	463-6000		272-5078
Pgh.	Bill Guilfoile	412	323-1000	322-5084	833-0169
	Eddie Routzong	412	323-1000	322-5084	833-2327
St.L.	Jerry Lovelace	314	421-3060	421-6450	966-8623
	Marty Hendin	314	421-3060		569-0595
S.D.	Mike Ryan	714	283-4494	283-1790	272-6486
S.F.	Art Santo Domingo	415	467-8000		854-4860
	Mike Beacom	415	467-8000		368-1523

AMERICAN LEAGUE PUBLIC RELATIONS DIRECTORY

Club	Name	Area	Office	Private	Home
Bal.	Bob Brown	301	243-9800	235-9710	825-8560
	Jack Evans	301	243-9800	235-9710	323-5944
Bos.	Bill Crowley	617	267-9440	267-2890	444-8366
	Dick Bresciani	617	267-9440	267-2890	899-1202
Cal.	George Lederer	714	633-2000	633-2005	(213) 421-8070
	Ed Munson	714	633-2000		529-6131
	Mel Franks	714	633-2000		523-4986
Chi.	Buck Peden	312	924-1000	624-6460	594-5785
Cle.	Dino Lucarelli	216	861-1200	861-4454	524-3420
Det.	Hal Middlesworth	313	962-4000	962-0825	963-3922
	Bill Brown	313	962-4000		272-4832
K.C.	Dean Vogelaar	816	921-8000	921-8154	229-6446
	Bryan Burns	816	921-8000	921-8154	524-8089
Mil.	Keith Askenasi	414	933-8650	933-6975	425-6832
Min.	Tom Mee	612	854-4040	854-3670	447-2065
N.Y.	Marty Appel	212	592-8200	271-2818	546-4681
Oak.	John Claiborne	415	635-4300	635-4195	937-9853
	Jim Bank	415	635-4300	635-7280	792-3953
Tex.	Burt Hawkins	817	265-9101	265-8162	265-8708
	Jeff Wolfskill	817	265-9101		277-0927



More publications available at:

www.retroseasons.com/library/

THE ST. LOUIS CARDINALS

1975

OFFICIAL GUIDE AND RECORD BOOK

FOR PRESS, RADIO & TV



Compiled by Jerry Lovelace and Marty Hendin

Cover photo by Lew Portnoy

PRESS INFORMATION

This guide has been prepared to provide you with as much information as possible about the St. Louis Cardinals. With it goes a cordial invitation for you to visit us at any time. All requests from news media representatives for press box accommodations, pictures, statistics, etc., should be made to:

Jerry Lovelace, Public Relations Director
St. Louis Cardinals,
Busch Memorial Stadium,
250 Stadium Plaza
St. Louis, Mo., 63102
Phone: (314) 421-3060



INDEX

Previewing the 1975 Cardinals

Club Directory.....	3	Player Sketches	12-57
Coaches Biographies.....	8-10	Roster	Center
Farm & Scouting.....	58	Schedule	Back Cover
Farm System Managers.....	59-60	Spring Training	
Manager Biography.....	5-8	Schedule	Inside Back Cover

Reviewing the 1974 Season

Attendance.....	67	Home Run Data.....	68-71
Final Batting Statistics	62	Low Hit Games.....	71
Cardinals vs. National League.....	67	Pinch-Hitting by Cardinals.....	72
Cardinals vs. RH & LH Pitching.,	71-72	Final Pitching Statistics	63
Cardinals vs. Opponents.....	63-65	Spring Training Statistics	101
Day-By-Day	72-76	Stolen Bases	71
Game-Winning RBI.....	68	Won-Lost Breakdown	68

Reference Data

All-Star Cardinals.....	91	Hotel Headquarters	100
All-Time Batting Records	85-86	Lifetime Pitching Records.....	78
All-Time Pitching Records.....	86-87	Lifetime Shutouts	78
All-Time Top Five, Batting	81	Most Valuable Players	92
Attendance Records.....	96-98	No-Hitters (For & Against).....	79
Batting Feats.....	79-81	Opening Day Record	93
Batting Streaks.....	85	Pitching Feats.....	78-79
BBWAA Rookie Award Winners ...	92	Public Relation	
Busch Memorial Stadium.....	95	Directors	Inside Front Cover
Cardinals in World Series	88	Qualifications & Regulations ..	99-100
Cardinal Leaders	87-88	Radio-TV	94
Cy Young Winners	92	Season HR Leaders, Position.....	82
Gold Glove Winners.....	84-85	Season RBI Leaders, Position.....	83
Grand-Slam Home Runs,		Sporting News All-League	
Career	85	Team	92-93
Ground Rules.....	95	Spring Training	
Hall of Fame Cardinals.....	92	Record.....	Inside Back Cover
Historical Highlights.....	89-90	Team Home Run Totals.....	82
Home Runs, 30 or More		Ticket Information.....	99
in Season.....	82	Where They Finished	83-84

1975 ST. LOUIS CARDINALS CLUB DIRECTORY

OFFICERS

Chairman of the Board and President: August A. Busch, Jr.
Vice President: August A. Busch, III
Vice President: Fred Kuhlmann
Vice President: Margaret Snyder
Controller: Jerry Ritter
Secretary and Treasurer: John L. Hayward
Assistant Secretary: Donald S. McDonald
Assistant Treasurer: H. F. Suellentrop

BOARD OF DIRECTORS

August A. Busch, Jr.	Louis B. Hager	Stanley F. Musial
August A. Busch, III	James P. Hickok	W. R. Persons
Vaughan P. Devine	Robert Hyland	Jack Pickens
Frederic E. Giersch, Jr.	Ben Kerner	Walter C. Reisinger
A. von Gontard	J. W. McAfee	Leif J. Sverdrup
Raleigh W. Greene	William H. Mills	John L. Wilson

ADMINISTRATIVE DEPARTMENTS

Executive Vice-President and General Manager	Bing Devine
Senior Vice-President	Stan Musial
Vice President - Administration.....	Jim Toomey
Vice President - Operations.....	Joe McShane
Director of Player Personnel.....	Bob Kennedy
Director of Public Relations.....	Jerry Lovelace
Traveling Secretary.....	Jim Bayens
Director of Player Procurement	George Silvey
Farm System and Scouting Coordinator	Paul Fauks
Special Assignment Scout	Harry Walker
Ticket Director	Mike Bertani
Director of Promotions.....	Ken Daust
Director of Group Sales	Joe Cunningham
Assistant Controller	Bob Dilliard
Assistant Director of Public Relations.....	Marty Hendin
Administrative Assistant Sales & Promotions	Lee Thomas
Director, Stadium Ticket Sales	Beverly Green
Accountants	Dave Hahn, John McMinn

MANAGER AND COACHING STAFF

Manager	Red Schoendienst
Coaches.....	Vern Benson
	George Kissell
	Johnny Lewis
	Dave Ricketts
	Barney Schultz
Team Physician	Dr. Stan London
Team Trainers	Gene Gieselmann
	Bob Bauman
Equipment Manager	Butch Yatkeman

THE CHAIRMAN OF THE BOARD AND PRESIDENT

August A. Busch, Jr.

August A. Busch, Jr. became president of the Cardinals when Anheuser-Busch, Inc. purchased the club in February, 1953. Twenty years later, in March, 1973, he became chairman of the board. At a board of directors meeting on March 27, 1974, Mr. Busch was elected to the positions of chairman of the board and president.

Mr. Busch is chairman of the board and chief executive officer of Anheuser-Busch. The company has main offices in St. Louis with breweries in St. Louis, Newark, N.J.; Los Angeles, Calif.; Tampa, Fla.; Houston, Texas; Columbus, Ohio; Jacksonville, Fla.; Merrimack, N.H. and Williamsburg, Va.

Mr. Busch began with the company in 1924 as general superintendent and, in 1926, was elected second vice president and a member of the board of directors. He became president in 1946 and was elected chairman of the board in April, 1956.

He was commissioned a major in the U.S. Army Ordnance Department in 1942. In July, 1945, he retired from active service with the rank of colonel. For his war-time service, he received several citations and the award of the Legion of Merit.

Mr. Busch served as president of the St. Louis Bicentennial Corporation, formed to give leadership and planning to the celebration of the 200th anniversary of the founding of St. Louis.

He served for 13 years as Chairman of the Board of Civic Progress, Inc., a non-profit organization of civic leaders devoted to revitalization of the St. Louis area; a member of the board of the St. Louis Symphony Society; was chairman of St. Louis University's successful \$18,000,000 Development Fund Drive; a director of St. Louis Union Trust Company, First National Bank in St. Louis, General American Life Insurance Company and St. Louis Municipal Opera.

Mr. Busch received the Fleur-de-lis award, the highest award given by St. Louis University, in November, 1960; received The Man and Boy Award from the National Boys' Clubs of America in November, 1966; was presented the "Citizen No. 1" award from the Press Club of Metropolitan St. Louis in 1967, and received an Honorary Doctorate of Laws Degree from St. Louis University in 1966.

Since 1964, Mr. Busch has served as chairman of the public relations committee of the United Fund in St. Louis.

THE GENERAL MANAGER

Bing Devine

Delegating authority and overseeing the day-to-day operation of the Cardinals is the responsibility of Bing Devine.

Bing served as Cardinal general manager from 1957 through most of the 1964 season, then was general manager and president of the New York Mets from 1965 through 1967.

But on Dec. 5, 1967, after Stan Musial had announced that he was stepping down from his position of Cardinal general manager to devote more time to his business interests, Red Bird President August A. Busch, Jr., called a news

conference and told the members of the press:

"We have been talking about who was the best man for the St. Louis Cardinals. Certainly, we did not want to settle for less than the most outstanding man we could find. We were looking for someone who knew the Cardinals and their operations, inside out. The name of Bing Devine came up number one every time."

So Devine, the "Major League Executive of the Year" in both 1963 and 1964, was back with the Cardinals.

In 1963, the Cardinals finished second in the National League race, and Devine's trades, the ones that made Cardinals out of Curt Flood, Lou Brock, Dick Groat, Bill White and Julian Javier, played a major role in the sudden resurgence of the Red Birds.

The Cardinals were not to be denied in 1964, however, as they brought St. Louis its first NL pennant in 18 years. And following that, of course, was the triumph over the New York Yankees in the World Series.

A hero-worshipping member of the Cardinals' Knothole Gang as a youngster, Devine is a graduate of Washington University in St. Louis, where he earned letters in both baseball and basketball.

Between semesters, he helped compile statistics in the Cardinal office and, in 1939, advanced to an assistant's role in the public relations department.

Bing started his administrative career in the St. Louis farm system in 1941 at the age of 24, when he was business manager of Johnson City, Tenn., in the Class D Appalachian League.

The following year involved half-season hitches as business manager at Fresno, Calif., and Decatur, Ill., and 1943 marked the start of a three-year World War II stint with the Navy Fleet Air Wing in the Pacific.

Following his discharge from the service in 1946, Bing was named general manager of Columbus, Ga. After winning two-straight pennants at Columbus, he was brought back to the Cardinals as assistant to President Fred Saigh after the late Bob Hannegan and Saigh acquired control of the Red Birds. The association led to Bing's appointment as general manager of the triple A team in Rochester in 1949.

Bing served at Rochester for seven years. The late Johnny Keane (1950) and Harry Walker (1953) won International League pennants under his administration, and Walker won the Junior World Series in 1952.

In November, 1955, Bing returned to the front office of the parent club as executive assistant to General Manager Frank Lane, whom he succeeded on Nov. 12, 1957.

In March, 1973, Bing was given the additional title of executive vice-president.

Bing lives in Ladue, a St. Louis suburb, with his wife, the former Mary Anderson. They have three daughters - Mrs. Joanne Schaumburg of Knoxville, Tenn.; Janice and Jane; and two grand-children - Devin Leigh Schaumburg, 5, and Russell Vaughan Schaumburg, 4.

THE MANAGER

Red Schoendienst (2)

Red Schoendienst, a popular and talented performer during his more than 14 years as a Cardinal player, now holds the longevity record for Red Bird managers. His ten year tenure surpasses that of Branch Rickey, who was Cardinal manager for a little more than six years.

The 52-year-old Schoendienst, who played in 1,795 games and collected

1,980 hits as a Cardinal, (2,449 in his career) has guided the Red Birds to two National League pennants and one world championship during his ten years as manager.

Under Schoendienst, the Cardinals finished seventh in the National League in 1965, sixth in '66, first in both '67 and '68 and fourth in the leagues' Eastern Division in both '69 and '70. In 1971 Red led the Red Birds to the second best record (90-72) in the National League and a second place finish. The 1972 edition finished fourth in the East. The Red Birds finished a close second in the N.L. East in both 1973 and 1974.

The Red Birds won the 1967 title by 10½ games and the 1968 race by nine games. They defeated the Boston Red Sox in the 1967 World Series, and lost to the Detroit Tigers in the 1968 classic.

Schoendienst was named the National League's Manager of the Year by the Associated Press in both 1967 and 1968.

Red first appeared on the St. Louis scene in 1942, when he left his Germantown, Ill., home and attended a tryout camp at Sportsman's Park. His main goal was to see that night's game with the Dodgers, but the Red Bird scouts were impressed with Schoendienst's ability and signed him to a contract for \$75 a month.

Red had severely injured his left eye while in the Civilian Conservation Corps, and the impaired vision gave him trouble while batting righthanded against righthanded pitchers. As a result, he trained himself to be a switch hitter and became one of the best in the game.

In his first major league season, 1945, Red played left field for the Cardinals. The following year, Cardinal second baseman Lou Klein jumped to Mexico, so Red moved to second base and helped pace the Red Birds to the pennant and World Series triumph over Boston.

Red was the second baseman for the Cardinals until Frank Lane traded him to the New York Giants in 1956. He was with the Giants only one year, then was traded to the Milwaukee Braves in June, 1957.

As Milwaukee won its first pennant and defeated the New York Yankees in the World Series in 1957, Red was an important factor, but he was sidelined with injuries most of the 1958 season, when the Braves won their second-straight pennant.

At the end of the 1958 season, routine X-rays showed that Red had tuberculosis. Part of his right lung was removed in an operation in February, 1959. He returned to play for the Braves in 1960, but was given his unconditional release at the end of the season.

Red returned to the Cardinals in 1961. In the early part of the season, he was used as a pinch hitter, then was promoted to the coaching staff when Johnny Keane succeeded Solly Hemus as Red Bird manager in July. Red appeared as a player in both 1962 and 1963, but concentrated solely on coaching in 1964.

Red was born on Feb. 2, 1923, and is married to the former Mary Eileen O'Reilly. They have four children — Colleen, 24; Cathleen, 23; Eileen, 18; and Kevin, 16.

CAREER RECORD OF ALBERT FRED SCHOENDIENST

YEAR	CLUB	G	AB	R	H	2B	3B	HR	RBI	AVG.
1942	Union City	6	27	4	11	3	0	0	4	.407
	Albany	68	264	41	71	7	5	1	28	.269
1943	Lynchburg	9	36	8	17	2	0	0	5	.472
	Rochester	136	555	81	187	21	5	6	37	.337
1944	Rochester	25	102	26	38	3	2	2	14	.373
1945	St. Louis	137	565	89	157	22	6	1	47	.278
1946	St. Louis	142	606	94	170	28	5	0	34	.281
1947	St. Louis	151	659	91	167	25	9	3	48	.253
1948	St. Louis	119	408	64	111	21	4	4	36	.272

YEAR	CLUB	G	AB	R	H	2B	3B	HR	RBI	AVG.
1949	St. Louis	151	640	102	190	25	2	3	54	.297
1950	St. Louis	153	642	81	177	43	9	7	63	.276
1951	St. Louis	135	553	88	160	32	7	6	54	.289
1952	St. Louis	152	620	91	188	40	7	7	67	.303
1953	St. Louis	146	564	107	193	35	5	15	79	.342
1954	St. Louis	148	610	98	192	38	8	5	79	.315
1955	St. Louis	145	553	68	148	21	3	11	51	.268
1956	St. Louis — New York	132	487	61	147	21	3	2	29	.302
1957	New York — Milwaukee	150	648	91	200	31	8	15	65	.309
1958	Milwaukee	106	427	47	112	23	1	1	24	.262
1959	Milwaukee	5	3	0	0	0	0	0	0	.000
1960	Milwaukee	68	226	21	58	9	1	1	19	.257
1961	St. Louis	72	120	9	36	9	0	1	12	.300
1962	St. Louis	98	143	21	43	4	0	2	12	.301
1963	St. Louis	6	5	0	0	0	0	0	0	.000
MAJOR LEAGUE TOTALS		2216	8479	1223	2449	427	78	84	773	.289

WORLD SERIES RECORD

YEAR	CLUB	G	AB	R	H	2B	3B	HR	RBI	AVG.
1946	St. Louis	7	30	3	7	1	0	0	1	.233
1957	Milwaukee	5	18	0	5	1	0	0	2	.278
1958	Milwaukee	7	30	5	9	3	1	0	0	.300
WORLD SERIES TOTALS		19	78	8	21	5	1	0	3	.269

ALL-STAR GAME RECORD

YEAR	LEAGUE	AB	R	H	2B	3B	HR	RBI	AVG.
1946	National	2	0	0	0	0	0	0	.000
1948	National	4	0	0	0	0	0	0	.000
1949	National	1	0	1	0	0	0	0	1.000
1950	National	1	1	1	0	0	1	1	1.000
1951	National	0	0	0	0	0	0	0	.000
1953	National	3	0	0	0	0	0	0	.000
1954	National	2	0	0	0	0	0	0	.000
1955	National	6	0	2	0	0	0	0	.333
1957	National	2	0	0	0	0	0	0	.000
ALL-STAR GAME TOTALS		21	1	4	0	0	1	1	.190

Member of NL All-Star team in 1952; did not play.

RECORD AS MANAGER

YEAR	CLUB	LEAGUE	POS.	W	L	PCT.
1965	St. Louis	National	7	80	81	.497
1966	St. Louis	National	6	83	79	.512
1967	St. Louis	National	1	101	60	.627
1968	St. Louis	National	1	97	65	.598
*1969	St. Louis	National	4	87	75	.537
1970	St. Louis	National	4	76	86	.469
1971	St. Louis	National	2	90	72	.556
1972	St. Louis	National	4	75	81	.481
1973	St. Louis	National	2	81	81	.500
1974	St. Louis	National	2	86	75	.534
				856	755	.531

*Start of divisional play.

WORLD SERIES

YEAR	CLUB	LEAGUE	W	L
1967	St. Louis	National	4	3
1968	St. Louis	National	3	4

ALL-STAR GAMES

YEAR	LEAGUE	SCORE
1968	National	1-0 (N)
1969	National	9-3 (N)

THE COACHES

VERNON (VERN) ADAIR BENSON (8)

The Cardinal third base coach is in his sixth season as a member of Red Schoendienst's staff...this is his second hitch as a Cardinal coach.

A former infielder-outfielder, he played briefly in the major leagues with the Philadelphia Athletics and Cardinals...got his start as a manager in 1956 with the Cardinal organization at Winnipeg and moved up through Winston-Salem, Tulsa and Portland.

Joined the Cardinals as a coach when the late Johnny Keane became manager in July, 1961, and remained with the Red Birds through the 1964 season...was a coach for the New York Yankees in 1965...served as a special assignment scout for the New York Mets during the early part of 1966, then joined the coaching staff of the Cincinnati Reds in July, 1966, after Dave Bristol was named manager.

Was with the Reds through the 1969 season, then in 1970 joined the Cardinals as a special instructor, working with players in the Red Bird farm system...named as a coach in July, 1970.

Born in Granite Quarry, North Carolina, on Sept. 19, 1924...still lives there during the off season and works in real estate...hobbies are fishing and golf...attended Catawba College in Salisbury, North Carolina.

Vern and his wife, Rachael, have two daughters, Bonnie and Robin, and one son — Randy, a pitcher in the Baltimore Orioles organization.

GEORGE MARSHALL KISSELL (3)

The dean of the Cardinal coaching staff is in his seventh season...was a player in the Red Birds' minor league system from 1940 through 1952 and managed Cardinal farm system teams from 1946 through 1967.

From 1964 through 1967, he served as minor league instructor at spring training and during the early months of the season, then took over as manager of the Cardinals' Sarasota team in the rookie Gulf Coast League.

In 1968, he set up the daily training and instructional schedules for the Red Bird farm system teams at spring training in St. Petersburg, Fla., then visited each club during the season to help instruct players.

Managed Cardinals' 1972 entry in the Florida Instructional League to a division title. Also piloted 1973 club. Assisted with 1974 edition.

Born Sept. 9, 1920, in Watertown, New York...now makes home in St. Petersburg, Florida...George and his wife, Ginny have a daughter, Karolyn and a son, Richard...in off season he is a substitute teacher and a high school-college basketball official.

Hobbies are fishing and hunting...a graduate of Ithaca College, Ithaca, New York, he also obtained his master's degree from that institution.

JOHNNY JOE LEWIS (30)

Starts third season as Cardinals' first base coach...signed by Red Birds as outfielder in 1959...saw major league service with Cardinals and Mets...while with Mets hit 10th inning homer to break up no-hitter by Reds' Jim Maloney in 1965...retired after 1968 season.

Worked in Cardinal front office as assistant promotions and sales director for two seasons...was farm system administrative assistant in 1972...named to coaching staff March 23, 1973.

Born Aug. 10, 1939 in Greenville, Ala...now lives in University City with wife June...has five children...attended Washington Junior College in Pensacola, Fla...hobbies are music, golf, and paddleball.

DAVID (DAVE) WILLIAM RICKETTS (14)

In second year with Cardinals...bull-pen coach for three seasons at Pittsburgh...performs same duties with Red Birds.

Signed with Cardinal organization in 1957...spent all of 1967-68-69 seasons with Red Birds as back-up catcher and pinch-hitter...appeared in 1967 and '68 World Series.

Former basketball star at Duquesne University with brother Dick, former Cardinal pitcher...teaches and coaches basketball at John Fisher College in

Rochester, N.Y. during the off-season...managed Aquilas club in Venezuelan League in Winter of 1972-73.

Born July 12, 1935 at Pottstown, Pa...lives in Rochester with wife Barbara and daughter Candy, 13.

GEORGE WARREN (BARNEY) SCHULTZ (33)

In his fifth year as the Cardinals' pitching coach...was the farm system pitching instructor for the Red Birds from 1967 through 1970...started his professional baseball career in 1944...pitched for the Detroit Tigers in the American League and the Cardinals and Chicago Cubs in the National League.

A knuckleball specialist, he had a major league career mark of 20-20...had his best year in 1964, when he played a major role in a dramatic Cardinal finish that gave the Red Birds their first pennant in 18 years and a World Series triumph over the New York Yankees.

In '64, he reported from the Cardinals' triple A farm club at Jacksonville on Aug. 1...in the final 10 days of the season, he relieved in seven of nine games and did not permit a single run...altogether, he saved 11 Red Bird victories while chalking up a 1.65 earned-run-average in 30 appearances.

In addition, he preserved the Cardinal victory for Ray Sadecki in the first game of the Series, permitting the Yankees four hits and one run in three innings...pitched briefly for the Cardinals in 1965, then wound up his playing career with Tulsa in 1966.

Born Aug. 15, 1926, in Beverly, New Jersey, and still lives there during the off season...Barney and his wife, Fran, have a daughter, Barbara, and two sons — Barney and Paul...hobby is golf.





PREVIEW: 1975 SEASON

RAYMOND (RAY) DOUGLAS BARE (40)

Pitcher **Ht: 6-2** **Wt: 195**
Bats: Right **Throws: Right** **Born: 4-15-49 at Miami, Florida**

BECAME CARDINAL: Signed by Cardinal scout Chase Riddle.

MAJOR LEAGUE: 11-2 start at Tulsa in 1974 earned him mid-season promotion to Cardinals...joined Red Birds July 12...made first major league start July 14 against Atlanta...gave up four runs in three innings in 7-0 loss...started and pitched 7.1 innings against Houston in 5-1 defeat July 19...returned to Tulsa August 9.

Rejoined Cardinals September 10 after American Association playoffs...gained first major league victory with four perfect innings of relief in 7-3 victory in 17 innings at Philadelphia September 13.

Appeared in 14 games as reliever with Cardinals in 1972...was 0-1 with sparkling 0.53 ERA...made major league debut against Cubs on July 30, 1972.

BACKGROUND: Won American Association ERA title with 2.34 mark in 1974...named to league all-star team on strength of 12-4 record...completed 8 games.

Started just three times at Tulsa in 1973...relieved in 38 games...was 7-8 with 3.69 ERA.

Broke in at St. Petersburg in class A Florida State League in 1969...won first game that year by pitching a shutout and hitting his only professional home run...tied for club high in wins with Arkansas in 1970.

Graduated from Southwest High School in Miami where he was all-state in baseball and pitched four no-hitters, one of them a perfect game...received degree from Miami-Dade JC North in 1969.

Excellent start in relief at Tulsa in '72 earned him promotion to the big club...in 29 games he was 6-5 with 2.52 ERA and 5 saves.

PERSONAL: Married the former Yvonne Chamberlin on September 12, 1970...hobbies are golf, skin diving, skeet and trap shooting...lives in Miami, Fla.

BARE — COMPLETE RECORD

Year	Club	W	L	ERA	G	GS	CG	IP	H	R	ER	BB	SO
1969	St. Petersburg	6	5	2.63	21	16	4	113	100	41	33	35	71
1970	Arkansas	10	13	3.92	29	26	11	179	195	86	78	55	98
1971	Tulsa	6	11	4.62	33	24	5	156	176	102	80	47	68
1972	Tulsa	6	5	2.52	29	6	1	82	78	28	23	26	47
	St. Louis	0	1	0.53	14	0	0	17	18	2	1	6	5
1973	Tulsa	7	8	3.69	41	3	1	102	108	53	42	51	74
1974	Tulsa	12	4	2.34	19	19	8	127	111	45	33	44	67
	St. Louis	1	2	6.00	10	3	0	24	25	17	16	9	6
MAJOR TOTALS		1	3	3.73	24	3	0	41	43	19	17	15	11

BARE — MAJOR LEAGUE HITTING

	AVE	AB	H	HR	RBI
1974 TOTALS	.200	5	1	0	1
LIFETIME	.200	5	1	0	1

RICHARD (RICH) ARLIN BILLINGS (12)

Catcher **Ht: 6-1** **Wt: 190**
Bats: Right **Throws: Right** **Born: 12-4-42 at Detroit, Michigan**

BECAME CARDINAL: Contract purchased for Tulsa from Texas August 12, 1974. Contract purchased by Cardinals on September 2.

MAJOR LEAGUE: Appeared in just one game for Cardinals...caught final 13 innings of historic 25 inning game at New York September 11...went one for five with the hit coming in his first at-bat as a Cardinal.

Broke in with Washington Senators' organization in 1965...made major league debut in '68...hit career high 6 homers in first full big league season, 1971...had best year in 1972 when he batted .254 and drove in 58 runs...injuries slowed him down in 1973 and '74.

Has played the outfield, third base and first base during his major league career.

BACKGROUND: Had three good years with bat in Senators farm system...hit .312 in 1966 at Burlington with 14 homers and 70 RBI...hit .276 at Buffalo in 1968 with 11 homers...batted .305 at Denver in 1970 with 15 homers and 67 RBI.

PERSONAL: A graduate of Michigan State with a BS in Education...married and makes home in Irving, Texas.

BILLINGS - COMPLETE RECORD

Year	Club	AVG.	G	AB	R	H	2B	3B	HR	RBI	BB	SO	SB
1965	Geneva	.264	61	208	29	55	10	2	5	26	30	41	3
1966	Burlington	.312	136	465	86	145	26	3	14	70	79	90	4
1967	York	.227	130	445	34	101	10	6	2	34	47	71	8
1968	Buffalo	.276	130	387	71	107	8	3	11	35	50	59	16
	Washington	.182	12	33	3	6	1	0	1	3	5	13	0
1969	Buffalo	.200	8	25	2	5	2	0	0	2	3	4	1
	Savannah	.212	61	193	20	41	6	0	6	21	30	31	4
	Washington	.135	27	37	3	5	0	0	0	0	6	8	0
1970	Denver	.305	112	387	60	118	14	2	15	67	43	67	4
	Washington	.250	11	24	3	6	2	0	1	1	2	3	0
1971	Washington	.246	116	349	32	86	14	0	6	48	21	54	2
1972	Texas	.254	133	469	41	119	15	1	5	58	29	77	1
1973	Texas	.179	81	280	17	50	11	0	3	32	20	43	1
1974	Texas	.226	16	31	2	7	1	0	0	0	4	6	2
	Tulsa	.227	13	44	5	10	1	0	1	3	6	10	0
	St. Louis	.200	1	5	0	1	0	0	0	0	0	1	0
MAJOR TOTALS		.228	397	1228	101	280	44	1	16	142	84	199	6

EDWIN (ED) ALBERT BRINKMAN (5)

Shortstop Ht: 6-0 Wt: 170
 Bats: Right Throws: Right Born: 12-8-41 at Cincinnati, Ohio

BECAME CARDINAL: November 18, 1974. The Cardinals got the contracts of Brinkman and catcher Danny Breeden from the San Diego Padres in exchange for the contracts of pitchers Rich Folkers, Alan Foster, and Sonny Siebert. The Padres obtained Brinkman, pitcher Bob Strampe and outfielder Dick Sharon from the Detroit Tigers in exchange for outfielder-first baseman Nate Colbert.

MAJOR LEAGUE: Fine defensive shortstop...could add stability to Cardinals at that position.

Established career highs in home runs (14) and RBI (54) in 1974 with Detroit...hit four homers against White Sox pitching, including two in one game against Jim Kaat on April 27...batted .333 against Texas and .311 vs. Boston.

A day of rest on August 10 ended the fourth longest consecutive game streak in Detroit history...from Sept. 26, 1971 til Aug. 9, 1974 Brinkman played in 434 consecutive regular season games.

Signed originally for a reported \$65,000 bonus by the Washington Senators in 1961...appeared in four games for the Senators that year...came to majors to stay in mid-season 1962 after hitting .324 in 58 games at Raleigh.

Hit career high .266 for Washington in 1969 and followed with a .262 mark in 1970...traded to Detroit in October, 1970 with Aurelio Rodriguez, Jim Hannan, and Joe Coleman for Denny McLain, Elliott Maddox, Don Wert, and Norm McRae.

Developed into great fielder with Tigers...established five major league shortstop fielding records in 1972—fewest errors in season (7), most consecutive errorless games (72), highest fielding average (.990) in 100 or more games, highest fielding average in 150 or more games

(.990), and most consecutive errorless chances (331)...won the Gold Glove...named Tiger of the Year...finished 9th in American League MVP balloting.

Led American League shortstops in double plays with 97 in 1963 and 103 in 1970...tied A.L. record for most games at shortstop with 162 in 1973...tied for league lead in fielding with .979 average in 1967...led A.L. in 1970 in assists, putouts, and chances.

Missed last four games of American League Championship Series in 1972 and later underwent surgery for ruptured lumbar disc...came back strong in 1973...was one of only four A.L. players to appear in all of his team's games...appeared in first All-Star game.

BACKGROUND: Signed by Senators out of Western Hills High School in Cincinnati... was high school teammate of Pete Rose.

Batted a combined .319 with three clubs in Washington farm system before sticking at major league level.

PERSONAL: Married the former Donna Raber on November 6, 1965...the couple has two daughters, Kimberly, 7, and Shari 5...brother of former White Sox-Pirates catcher Chuck Brinkman...attended University of Cincinnati...hobbies are all sports...lives in Cincinnati.

BRINKMAN - COMPLETE RECORD

Year	Club	AVG.	G	AB	R	H	2B	3B	HR	RBI	BB	SO	SB
1961	Pensacola	.290	53	210	32	61	14	2	2	26	16	26	1
	Middlesboro	.500	7	26	12	13	3	1	3	8	---	---	0
	Washington	.091	4	11	0	1	0	0	0	0	1	1	0
1962	Raleigh	.324	58	222	49	72	14	7	6	45	28	30	5
	Washington	.165	54	133	8	22	7	1	0	4	11	28	1
1963	Washington	.228	145	514	44	117	20	3	7	45	31	86	5
1964	Washington	.224	132	447	54	100	20	3	8	34	26	99	2
1965	Washington	.185	154	444	35	82	13	2	5	35	38	82	1
1966	Washington	.229	158	582	42	133	18	9	7	48	29	105	7
1967	Washington	.188	109	320	21	60	9	2	1	18	24	58	1
1968	Washington	.187	77	193	12	36	3	0	0	6	19	31	0
1969	Washington	.266	151	576	71	153	18	5	2	43	50	42	2
1970	Washington	.262	158	625	63	164	17	2	1	40	60	41	8
1971	Detroit	.228	159	527	40	120	18	2	1	37	44	54	1
1972	Detroit	.203	156	516	42	105	19	1	6	49	38	51	0
1973	Detroit	.237	162	515	55	122	16	4	7	40	34	79	0
1974	Detroit	.221	153	502	55	111	15	3	14	54	29	71	2
MAJOR TOTALS		.224	1771	5902	542	1321	193	37	59	463	434	828	30

BRINKMAN - CHAMPIONSHIP SERIES RECORD

Year	Club	AVG.	G	AB	R	H	2B	3B	HR	RBI	BB	SO	SB
1972	Detroit	.250	1	4	0	1	1	0	0	0	0	0	0

BRINKMAN - ALL-STAR GAME RECORD

Year	Club	AVG.	G	AB	R	H	2B	3B	HR	RBI	BB	SO	SB
1973	American	.000	1	1	0	0	0	0	0	0	0	0	0

LOUIS (LOU) CLARK BROCK (20)

Outfielder Ht: 5-11 Wt: 170
 Bats: Left Throws: Left Born: 6-18-39 at El Dorado, Arkansas

BECAME CARDINAL: June 15, 1964 in trade with the Chicago Cubs. The Cardinals got the contracts of Brock and pitchers Jack Spring and Paul Toth in exchange for the contracts of pitchers Ernie Broglio and Bobby Shantz and outfielder Doug Clemens.

MAJOR LEAGUE: Smashed major league one-season and National League career records for stolen bases...moved from ninth to second on all-time major league career list...stole 118 bases in 153 games.

Gathered many post-season awards...selected Sporting News "Man of The Year"...named Major League Player of the Year by The Sporting News and Baseball Digest...named to Associated Press Major League all-star team...named to The Sporting News and United Press International National League all-star teams.

Chosen National League Player of the Month for August...finished second to Steve Garvey (270-233) in voting for the National League's Most Valuable Player...placed fourth in balloting for the S. Rae Hickok Award.

Thrown out on his first steal attempt of the season, by the Pirates' Mike Ryan in 6th inning on opening night, April 5...stole 28 straight bases before being thrown out by Phillies' Bob Boone in 5th inning May 21...fell short of Max Carey's record of 31 consecutive thefts...streak was longest of Brock's career, topping 21 straight at beginning of 1969 season.

Reached the 40 stolen base level on June 11, beating previous career mark by 6 weeks...stole his 50th base July 3 against Cubs to extend his major league records for most seasons with 50 or more stolen bases and most consecutive seasons with 50 or more...both now stand at ten.

Missed 6 games from May 26-June 1 with shoulder injury suffered while diving for ball in Chicago...returned to lineup June 2 and stole 2 bases against Padres.

65th stolen base of the season was number 700 of his career, in first inning of July 29 game at Chicago...Wrigley Field was also site of career steal 600 on July 30, 1973.

Enjoyed biggest series of the season against Phillies August 3-5 in St. Louis...was 10-17 at the plate and stole 8 bases in 9 attempts...stole 2 bases in August 3 contest...singled to drive in tying run in 9th inning and scored winner after stealing second...stole one base in first game of August 4 doubleheader...began three scoring innings with three thefts in night-cap...saluted by fans with "Lou-Lou-Lou" chants...stole 2 more bases in Aug. 5 contest...Cardinals won three-of-four to move past Phils into first place.

First theft of Aug. 3 game moved him past Honus Wagner into fourth place on all-time career stolen base list...named National League "Co-Player of the Week" July 25-August 4...batted .323 for the week and stole 8 bases in 10 tries.

Reached the 90 steal mark with two thefts in San Diego August 28...stole 4 bases against Giants in 8-1 win September 1 at Candlestick Park...four theft game put him at 98 for season...was third "four-bagger" of career.

Wanted to break Wills' record on September 2-10 homestand for St. Louis fans, including leftfield "Brock Base Burglars" and he succeeded.

Stole 100 and 101 Sept. 6 against Mets and reached 103 with two steals against New York on the 8th...went hitless against Phillies September 9 and was thrown out attempting to steal after walking.

Brock singled in the first inning off Dick Ruthven before crowd of 27,285 on Sept. 10...after a strike to Ron Hunt, Brock took off for second and went to third when Boone's throw went into center field...stolen base 104 tied Wills' one-season mark and gave Lou a new National League career record with 739.

In the seventh, Brock led off and singled to left again...after again waiting for a one-strike count to Hunt, Brock took off again and slid in safely with number 105...the game was stopped as Cardinal players rushed to congratulate Brock and he was presented with the record base by Hall of Famer "Cool Papa" Bell.

Stolen base 109 in Pittsburgh September 17 moved him past Eddie Collins into second place on all-time career list.

Stole number 110 in Pittsburgh September 18 and 115 against Pirates in St. Louis on the 23rd...final theft of the season came in 4th inning of September 29 contest in Chicago.

Batted .306 to reach .300 mark for fourth time in career...led Cardinals in at bats, runs, and hits...scored over 100 runs for 6th time in career...batted .324 against righthanded pitchers.

Singled and stole second in All-Star Game...it was his first all-star hit.

Hit above .300 against six teams - .417 vs. Atlanta, .408 against Houston, .373 vs. Philadelphia, .340 against San Francisco, .328 against Chicago, and .306 vs. Los Angeles.

Moved into Cardinals' all-time top five in 6 categories - games (tied for 5th), at bats (2nd), runs (2nd), hits (3rd), triples (5th) and total bases (5th).

Set a major league record for most years leading the major leagues in stolen bases with six...set a National League record for most seasons with 600 or more at bats (11) and extended his own league mark to 11 seasons of consecutive 600 or more at bats...helped Cardinals tie a league record by leading the league in stolen bases 13 years as a team...teamed with McBride for new 2 teammate stolen base mark.

He was hitting only .251 when he was acquired from the Chicago Cubs in 1964, but hit at a remarkable .348 pace the rest of the season to raise his overall batting mark to .315, the top average on the Cardinals and the sixth-best mark in the National League.

Swiped 63 bases in his first full year with the Cardinals, 1965, to finish second in the league to Los Angeles' Maury Wills, who had 94...was the starting left fielder for the NL in the 1967 All-Star game...although he was the leadoff man, he had 76 RBI's, third high on the team behind Orlando Cepeda and Mike Shannon, in 1967, and topped the Red Birds in total extra base hits with 65 (32 doubles, 12 triples, 21 home runs).

Led the National League in doubles, triples and stolen bases in 1968 to accomplish a feat that hadn't been performed in the league since 1908, when the immortal Honus Wagner of Pittsburgh led in these three categories...was the top Cardinal hitter in the 1968 World Series against Detroit with a .464 average, and the 13 hits he collected against the Tigers tied the Series mark for seven games, set by Bobby Richardson of the New York Yankees in 1964...he also stole seven bases against the Tigers to tie the mark he set against Boston in the 1967 Series.

In 1969, he led the Cardinals in batting average (.298), at bats (655), runs (98), hits (195), doubles (33), triples (10) and stolen bases (53)...he grounded into only two double plays in '69, lowest total among National League players who had a minimum of 502 appearances at bat.

In 1970 hit .304 and drove in 57 runs...topped the Cardinals in runs with 114 and was second in both doubles with 29 and hits with 202.

In 1971 he posted the second highest batting average of career (.313) and led the majors in runs scored (126)...topped the Cardinals in at bats (640), doubles (37) and walks (76) and was second in total hits (200) and triples (7)...was fourth time in his career for 200 or more basehits...had a 26-game hitting streak, the longest in the NL that year.

Had an 18-game hitting streak, the second longest in the N.L., from June 12 to July 1, 1972...during the streak he hit .403...hit .312 against lefthanded pitching...led the league in singles (156)...named to the 1972 All-Star team.

Got off to slow start in stealing base in 1973 but finished with one of his top years in that department...70 stolen bases was the third highest total of his career...led the league in thefts for the seventh time in the last eight years...stole two bases in a game 11 times...swiped three against the Pirates on Labor Day for his first three-theft game since 1971...stole 10 bases against Montreal in 12 attempts, and 9 of 10 against Pirates...was successful against Dodgers 6 times without being caught...stole 16 straight bases from June 10-July 18.

Stole the 600th base of his career in Chicago July 30.

Hit two of the seven homers into the new ten-foot space created by moving in the fences at Busch Memorial Stadium.

BACKGROUND: A graduate of Union High School in Mer Rouge, Louisiana...in high school, played three years of basketball (guard and forward) and four of baseball (pitcher and outfielder)...never batted under .350 and in his senior year hit .536 as a switch-hitter.

Attended Southern University at Baton Rouge, Louisiana for three years majoring in mathematics...named to the All SWAC (Southwestern Athletic Conference) baseball team in 1959 and 1960...his performance for the Pan American Games baseball team in 1959 and a junior year batting average of .352 earned him a bonus offer from the Cubs in 1961...played only 128 games in the minor leagues...in his first time at bat in professional baseball at St. Cloud in 1961, Lou hit the first pitch thrown to him for a home run, and he regards that blast as his greatest baseball thrill.

PERSONAL: Is one of nine children born in El Dorado, Ark., but reared in Collinston, La...lives year-round in the St. Louis area...is considered one of the community's leading citizens due to his community and charity work...is on board of directors of St. Louis Convention and Tourist Board.

BROCK - COMPLETE RECORD

Year	Club	AVG.	G	AB	R	H	2B	3B	HR	RBI	BB	SO	SB
1961	St. Cloud	.361	128	501	117	181	33	6	14	82	51	105	38
	Chicago	.091	4	11	1	1	0	0	0	0	1	3	0
1962	Chicago	.263	123	434	73	114	24	7	9	35	35	96	16
1963	Chicago	.258	148	547	79	141	19	11	9	37	31	122	24
1964	Chicago	.251	52	215	30	54	9	2	2	14	13	40	10
	St. Louis	.348	103	419	81	146	21	9	12	44	27	87	33
1965	St. Louis	.288	155	631	107	182	35	8	16	69	45	116	63
1966	St. Louis	.285	156	643	94	183	24	12	15	46	31	134	74
1967	St. Louis	.299	159	689	113	206	32	12	21	76	24	109	52
1968	St. Louis	.279	159	660	92	184	46	14	6	51	46	124	62

Year	Club	AVG.	G	AB	R	H	2B	3B	HR	RBI	BB	SO	SB
1969	St. Louis	.298	157	655	97	195	33	10	12	47	50	115	53
1970	St. Louis	.304	155	664	114	202	29	5	13	57	60	99	51
1971	St. Louis	.313	157	640	126	200	37	7	7	61	76	107	64
1972	St. Louis	.311	153	621	81	193	26	8	3	42	47	93	63
1973	St. Louis	.297	160	650	110	193	29	8	7	63	71	112	70
1974	St. Louis	.306	153	635	105	194	25	7	3	48	61	88	118
MAJOR TOTALS		.294	1994	8114	1303	2388	389	120	135	690	618	1445	753

BROCK - WORLD SERIES RECORD

Year	Club	AVG.	G	AB	R	H	2B	3B	HR	RBI	BB	SO	SB
1964	St. Louis	.300	7	30	2	9	2	0	1	5	0	3	0
1967	St. Louis	.414	7	29	8	12	2	1	1	3	2	3	7
1968	St. Louis	.464	7	28	6	13	3	1	2	5	3	4	7
SERIES TOTALS		.391	21	87	16	34	7	2	4	13	5	10	14

BROCK - ALL-STAR GAME RECORD

Year	League	AVG.	AB	R	H	2B	3B	HR	RBI	BB	SO	SB
1967	National	.000	2	0	0	0	0	0	0	0	0	0
1971	National	.000	1	0	0	0	0	0	0	0	0	0
1972	National	DID NOT APPEAR										
1974	National	1.000	1	1	1	0	0	0	0	0	0	1
ALL-STAR TOTALS		.250	4	1	1	0	0	0	0	0	0	1

BROCK VS. NATIONAL LEAGUE - CAREER

Team	SB	CS.	PCT.
San Diego	37	8	.822
San Francisco	75	18	.806
Houston	89	22	.802
Chicago	76	20	.792
Cincinnati	57	16	.781
New York	78	23	.772
Pittsburgh	79	26	.752
Montreal	38	13	.745
Philadelphia	90	31	.744
St. Louis	5	2	.714
Atlanta-Milwaukee	72	29	.713
Los Angeles	57	23	.713
CAREER TOTALS	753	231	.765

2 Stolen Bases in Game - 112 times (26 in 1974)

3 Stolen Bases in Game - 15 times (last accomplished - August 4, 1974 vs. Philadelphia, 2nd game)

4 Stolen Bases in Game - 3 times
 August 29, 1969 vs. Pittsburgh
 September 6, 1971 vs. Philadelphia
 September 1, 1974 vs. San Francisco

MAJOR LEAGUE ALL-TIME STOLEN BASE LEADERS*

1. Ty Cobb (1905-1928)	892
2. LOU BROCK	753
3. Eddie Collins (1906-1930)	743
4. Max Carey (1910-1929)	738
5. Honus Wagner (1898-1917)	696

*List compiled for stolen bases since 1898. Prior to 1898 a runner was credited with a stolen base for each extra base advanced on another player's hit. In 1898 the rule was changed to the one used today.

LOU BROCK IN 1974

	SB	CS		SB	CS
In April	13	1	3rd Base	6	2
In May	17	1	Home	0	1
In June	18	4	vs. Chicago	15	0
In July	17	7	vs. Montreal	8	2
In August	29	12	vs. New York	9	4
In September	24	8	vs. Philadelphia	16	5
Before All-Star Game	60	13	vs. Pittsburgh	13	5
After All-Star Game	58	20	vs. Eastern Division	61	16
Home	62	20	vs. Atlanta	9	3
Away	56	13	vs. Cincinnati	3	2
Day	40	3	vs. Houston	14	3
Night	78	30	vs. Los Angeles	6	4
Vs. Lefthanders	34	12	vs. San Diego	13	3
Vs. Righthanders	84	21	vs. San Francisco	12	2
2nd Base	112	30	vs. Western Division	57	17

BROCK'S STOLEN BASE LOG - 1974

Stolen					Stolen				
Bases	Caught	Team			Bases	Caught	Team		
No.	Stealing	Game	Date	Opp.	No.	Stealing	Game	Date	Opp.
	1	1	4/5	Pitt.	33		50	6/5	S.F.
1		7	4/13	Pitt.	34		50	6/5	S.F.
2		7	4/13	Pitt.	35		51	6/6	S.F.
3		9	4/14 (2)	Pitt.	*36		52	6/7	S.D.
4		10	4/15	Pha.	*37		52	6/7	S.D.
5		11	4/16	Pha.	38		53	6/8	S.D.
6		12	4/17	Pha.	*39		55	6/10	L.A.
7		16	4/21	Mtl.		*3	55	6/10	L.A.
8		16	4/21	Mtl.	40		56	6/11	L.A.
9		17	4/23	Hou.		4	60	6/16	Atl.
10		17	4/23	Hou.	41		62	6/18	S.F.
11		17	4/23	Hou.	42		62	6/18	S.F.
12		19	4/26	Cin.		5	64	6/21	Mtl.
13		22	4/30	Atl.	43		66	6/23	Mtl.
14		23	5/1	Atl.	44		66	6/23	Mtl.
15		24	5/3	Hou.	45		68	6/24 (2)	Pitt.
16		24	5/3	Hou.	46		69	6/25	Pitt.
17		25	5/4	Hou.	47		69	6/25	Pitt.
18		26	5/5	Hou.		6	70	6/27	N.Y.
19		27	5/7	Cin.	48		74	6/30 (2)	N.Y.
20		27	5/7	Cin.	49		75	7/2	Chi.
21		29	5/16	Mtl.	50		76	7/3	Chi.
22		29	5/10	Mtl.	51		82	7/8	Hou.
23		32	5/15	N.Y.	52		83	7/9	Hou.
24		34	5/17	Chi.	53		84	7/10	Hou.
25		35	5/18	Chi.		7	85	7/12 (1)	Atl.
*26		36	5/19	Chi.		8	85	7/12 (1)	Atl.
*27		36	5/19	Chi.	54		86	7/12 (2)	Atl.
28		38	5/21	Pha.	55		87	7/13	Atl.
	2	38	5/21	Pha.	56		88	7/14	Atl.
29		40	5/24	Chi.		9	89	7/15	Cin.
30		41	5/25	Chi.		10	91	7/17	Cin.
31		48	6/2	S.D.		11	92	7/18	Hou.
32		48	6/2	S.D.	57		92	7/18	Hou.

Stolen Bases					Stolen Bases				
No.	Caught Stealing	Team Game	Date	Opp.	No.	Caught Stealing	Team Game	Date	Opp.
*58		92	7/18	Hou.	89		129	8/27	S.D.
	*12	92	7/18	Hou.		23	130	8/28	S.D.
59		95	7/21	Hou.	90		130	8/28	S.D.
60		95	7/21	Hou.	91		130	8/28	S.D.
	13	95	7/21	Hou.	92		131	8/29	S.D.
61		97	7/25 (2)	N.Y.	93		131	8/29	S.D.
62		98	7/26	N.Y.		24	131	8/29	S.D.
63		98	7/26	N.Y.		25	132	8/30	S.F.
64		99	7/27	Chi.	94		133	8/31	S.F.
65		101	7/29	Chi.	95		134	9/1	S.F.
66		104	8/1	Pitt.	96		134	9/1	S.F.
	14	105	8/2	Pitt.	*97		134	9/1	S.F.
	15	105	8/2	Pitt.	*98		134	9/1	S.F.
67		106	8/3	Pha.	99		136	9/3 (2)	Mtl.
68		106	8/3	Pha.		26	138	9/6	N.Y.
69		107	8/4 (1)	Pha.	*100		138	9/6	N.Y.
70		108	8/4 (2)	Pha.	*101		138	9/6	N.Y.
71		108	8/4 (2)	Pha.		27	139	9/7	N.Y.
72		108	8/4 (2)	Pha.	102		140	9/8	N.Y.
73		109	8/5	Pha.	103		140	9/8	N.Y.
74		109	8/5	Pha.		28	141	9/9	Pha.
	16	109	8/5	Pha.	104		142	9/10	Pha.
75		110	8/6 (1)	Mtl.	105		142	9/10	Pha.
	17	111	8/7	Mtl.		29	142	9/10	Pha.
76		115	8/10	L.A.		30	143	9/11	N.Y.
	18	115	8/10	L.A.	106		145	9/13	Pha.
77		116	8/11	L.A.		31	145	9/13	Pha.
	19	116	8/11	L.A.	107		146	9/14	Pha.
78		117	8/12	S.D.		32	148	9/17	Pitt.
79		117	8/12	S.D.	108		148	9/17	Pitt.
	20	118	8/13	S.D.	109		148	9/17	Pitt.
80		118	8/13	S.D.	110		149	9/18	Pitt.
	21	120	8/16	S.F.	111		150	9/19	Pitt.
81		120	8/16	S.F.	112		152	9/21	Chi.
82		121	8/17	S.F.	113		153	9/22	Chi.
83		123	8/19	Atl.	114		153	9/22	Chi.
84		123	8/19	Atl.	*115		154	9/23	Pitt.
85		124	8/20	Atl.		*33	154	9/23	Pitt.
86		125	8/21	Atl.	116		155	9/24	Pitt.
87		126	8/23	L.A.	117		157	9/27	Chi.
88		127	8/24	L.A.	118		159	9/29	Chi.
	22	128	8/25	L.A.					

*Same inning.



No. 105

DOUGLAS (DOUG) EDMUND CAPILLA (49)

Pitcher **Ht: 5-10** **Wt: 175**
Bats: Left **Throws: Left** **Born: 1-7-52 at Honolulu, Hawaii**

BECAME CARDINAL: December 3, 1973. Doug's contract was drafted by the Cardinals from the Giants' Fresno club of the Class A California League.

BACKGROUND: Pitched at highest level (AA) of four year pro career in '74 and responded with best season record...was 6-6 at Arkansas...struck out 78 in 88 innings.

Broke in with Giants' organization in 1970...pitched no-hitter for Decatur in 1972...struck out 192 in 161 innings to lead the league.

Named outstanding senior athlete at Westmont (Calif.) High School after attending Kailua High in Hawaii for two years...lettered in football, wrestling and baseball...compiled senior record of 8-1 in baseball.

Pitched for Cardinals-Houston club in '74 Florida Instructional League.

PERSONAL: Married the former Lynn Baldinger on February 24, 1973...hobbies are fishing and golf...attends West Valley Junior College at Saratoga, Cal. in the off-season... lives in San Jose, Calif.

CAPILLA — COMPLETE RECORD

Year	Club	W	L	ERA	G	GS	CG	IP	H	R	ER	BB	SO
1970	Great Falls	2	5	6.63	17	5	0	38	24	37	28	57	69
1972	Decatur	6	12	4.70	26	25	4	161	134	100	84	125	192
1973	Fresno	4	7	4.40	24	13	0	86	86	67	42	74	112
1974	Arkansas	6	6	6.14	20	18	2	88	87	72	60	84	78

MARK LESLIE COVERT (48)

Pitcher **Ht: 6-4** **Wt: 200**
Bats: Right **Throws: Right** **Born: 5-5-52 at Boulder, Colorado**

BECAME CARDINAL: Selected 4th in the June, 1970 free agent draft...signed by Joe Ford.

BACKGROUND: Set new career highs in all categories in 1974...completed 7 of 25 starts at Modesto...led California League in hits and walks allowed...has outstanding arm... needs to improve control.

Named to All-State team as pitcher at Boulder, Colo. High School...set school record for strikeouts...threw four no-hitters in three years of American Legion play.

Pitched for Cardinals-Houston club in '74 Florida Instructional League.

PERSONAL: Married the former Marilyn Erfle on July 8, 1974...attended Metropolitan State College in Denver for a year...enjoys fishing, golf and bird hunting...lives in Arvada, Colo.

COVERT — COMPLETE RECORD

Year	Club	W	L	ERA	G	GS	CG	IP	H	R	ER	BB	SO
1971	Sarasota	2	3	4.14	10	5	2	37	35	24	17	31	29
	St. Petersburg	1	2	6.16	7	5	0	19	13	18	13	26	13
	Lewiston	3	5	6.19	12	9	2	64	57	50	44	57	51
1972	St. Petersburg	7	5	3.32	18	14	2	84	62	40	31	70	72
1973	St. Petersburg	10	9	3.78	24	23	3	138	104	67	58	133	116
1974	Modesto	10	10	5.13	25	25	7	158	149	112	90	164	154

HECTOR DILAN CRUZ (11)

Outfielder **Ht: 5-11** **Wt: 175**
Bats: Right **Throws: Right** **Born: 4-2-53 at Arroyo, Puerto Rico**

BECAME CARDINAL: Signed by Cardinal scout Chase Riddle.

MAJOR LEAGUE: Recalled by Cardinals from Arkansas in August, 1973...was leading Texas League in hits, total bases, runs scored, home runs and RBI's, and was second in batting average when called up.

Made first major league appearance, as pinch-hitter, against Jack Billingham of Reds Aug. 11 in St. Louis...started in centerfield against Dave Roberts of Houston on Aug. 13.

BACKGROUND: Led American Association champion Tulsa Oilers in at bats, runs, triples, and RBI in 1974...played mostly in center field for Oilers...hit two homers to lead 5-1 victory on September 1...one homer came as lead-off batter in game.

Named Texas League Most Valuable Player in 1973 after leading league with 30 homers, 105 RBI's and 240 total bases...missed batting title by four points, thereby missing the chance to become the league's first "grand slam batter"...was only unanimous selection on league all-star team...named league's top player by Topps Chewing Gum Company and the National Association of Baseball Writers.

Hector's 30 home runs in 1973 tied him for sixth place in Arkansas history...he was three behind Dick Allen's record for homers by a right-handed hitter.

Had combined batting average of .297 with 27 homers and 101 RBI at Cedar Rapids and Modesto in 1972...hit 23 homers at Cedar Rapids in '71.

PERSONAL: Youngest and only righthanded hitter of three Cruz brothers in pro ball... married the former Nancy Morales Anayas in 1973, and they have a daughter Nancy Joann... enjoys hunting and fishing...lives in Arroyo during the off-season...has nine brothers and four sisters.

CRUZ - COMPLETE RECORD

Year	Club	AVG.	G	AB	R	H	2B	3B	HR	RBI	BB	SO	SB
1970	Sarasota	.444	3	9	3	4	0	1	0	2	1	2	0
	Cedar Rapids	.146	24	41	8	8	0	1	0	1	10	14	0
1971	Cedar Rapids	.276	111	406	71	112	21	4	23	68	45	103	4
1972	Cedar Rapids	.333	40	141	22	47	10	2	5	24	17	34	3
	Modesto	.280	83	314	58	88	11	2	22	77	24	85	5
1973	Arkansas	.328	114	403	94	132	21	3	30	105	65	102	5
	St. Louis	.000	11	11	1	0	0	0	0	0	1	3	0
1974	Tulsa	.253	134	462	70	117	17	8	11	72	71	115	4
MAJOR TOTALS		.000	11	11	1	0	0	0	0	0	1	3	0

JOHN DUFFIELD CURTIS (22)

Pitcher **Ht: 6-2** **Wt: 185**
Bats: Left **Throws: Left** **Born: 3-9-48 at Newton, Massachusetts**

BECAME CARDINAL: December 7, 1973, in trade with the Boston Red Sox. The Cardinals got the contracts of Curtis and pitchers Lynn McGlothen and Mike Garman in exchange for the contracts of pitchers Reggie Cleveland and Diego Segui and infielder Terry Hughes.

MAJOR LEAGUE: Cardinals' first lefthanded starter since 1971 proved to be hard-luck pitcher of the staff...of his 14 losses, five came in games in which the Red Birds were shutout, five came in games lost by one-run, and two were in games lost by two runs.

Figured prominently in two National League one-hitters in 1974...got the only Cardinal hit in gem by Mets' Jon Matlack on June 29...retired the first 21 men in a row against San Diego on August 29...gave up an 8th inning run on two walks and a single by Fred Kendall, but won 3-1 on the one-hitter.

Appeared in four games in relief...gained a save when he volunteered to pitch 9th inning of 8-7 win over Pittsburgh June 25.

Teamed with Lynn McGlothen for double shutout of Reds May 7 and 8...followed Lynn's four-hitter with 2-0 three-hit victory May 8...shutout Phillies 11-0 August 4.

Appeared briefly with the Red Sox in 1971 and 1972...recalled from Louisville in May, 1972 and was key southpaw starter for the rest of the season.

Set pro career highs in games, games started, wins and innings pitched in 1973, and led Boston pitching staff with 4 shutouts.

BACKGROUND: An outstanding pitcher at Smithtown Central High (Long Island), he was Cleveland's number one draft selection in 1966, but elected to attend Clemson University...in 1967 was selected for U.S. Pan American team, where he became the first U.S. pitcher to defeat Cuba and the United States won the gold medal in baseball for the first time...was Boston's first choice in the secondary phase in the June draft (1968) and signed after sophomore season at Clemson.

PERSONAL: Married the former Brenda Lee Pepple on August 16, 1969...makes his home in Greenville, S.C...graduated from Clemson in 1970 with a degree in history...has worked as an off-season sportswriter and hopes to be a writer...hobbies are reading, free lance writing, and tennis...has served as a substitute teacher in the off-season.

CURTIS - COMPLETE RECORD

Year	Club	W	L	ERA	G	GS	CG	IP	H	R	ER	BB	SO
1968	Winston-Salem	6	8	3.41	16	13	7	103	82	49	39	41	101
1969	Greenville	6	12	4.47	25	23	8	149	141	91	74	97	158
1970	Pawtucket	9	8	3.72	21	19	9	138	113	65	57	75	114
	Boston	0	0	13.50	1	0	0	2	4	4	3	1	1
1971	Louisville	10	12	3.42	27	27	11	187	167	99	71	111	165
	Boston	2	2	3.12	5	3	1	26	30	9	9	6	19
1972	Louisville	4	3	2.01	8	8	3	67	55	19	15	27	64
	Boston	11	8	3.73	26	21	8	154	161	69	64	50	106
1973	Boston	13	13	3.58	35	30	10	221	225	103	88	83	101
1974	St. Louis	10	14	3.78	33	29	5	195	199	91	82	83	89
MAJOR TOTALS		36	37	3.70	100	83	24	598	619	276	246	223	316

CURTIS - MAJOR LEAGUE HITTING

	AVG.	AB	H	HR	RBI
1974 TOTALS	.159	63	10	0	2
LIFETIME	.128	125	16	0	3

JOHN ALLEN DENNY (36)

Pitcher **Ht: 6-3** **Wt: 185**
Bats: Right **Throws: Right** **Born: 11-8-52 at Prescott, Arizona**

BECAME CARDINAL: Selected 29th by the Cardinals in the June, 1970 free agent draft ...signed by scouts Harrison Wickel and Thornton Lee.

MAJOR LEAGUE: Joined Cardinals after Tulsa playoffs on September 10...made major league debut at New York September 12...faced two batters, who reached base on an error and single...pitched two innings against the Cubs September 21...gave up two runs on three hits in his two appearances, but both were unearned.

BACKGROUND: Won 9 games at Tulsa in '74...was third on Oiler staff in innings pitched...started and won A.A. playoff opener with Indianapolis.

Did outstanding job for Arecibo of Puerto Rican winter league...won first four decisions and nine of first ten...called by manager Jack Krol one of the top pitchers in the league...finished 9-3.

Pitched the only no-hitter in the Texas League in 1973...was 10-6 at Arkansas in 1973 for one of the best winning percentages (.625) in the Cardinal organization.

Compiled a 1.29 ERA in eleven games at Sarasota in his first professional campaign...has steadily moved up in the Cardinal organization...experienced only one losing season in five-year professional career...named to league all-star teams at Sarasota in 1970 and Arkansas in 1973.

Lettered in baseball, football, basketball and track at Prescott High School...holds high school records for strikeouts - 19 in a 10-inning game and 14 in a 7-inning game.

PERSONAL: Married the former Patricia Torkelson on September 20, 1973...attended Yavapai Junior College in Prescott...father is a rancher...lives in Prescott.

DENNY - COMPLETE RECORD

Year	Club	W	L	ERA	G	GS	CG	IP	H	R	ER	BB	SO
1970	Sarasota	2	2	1.29	11	5	1	42	32	14	6	9	43
1971	St. Petersburg	8	13	3.04	26	23	4	139	123	58	47	62	77
1972	Modesto	7	5	4.40	14	14	6	92	95	54	45	39	65
1973	Arkansas	10	6	3.11	20	20	8	147	128	57	51	52	81
1974	Tulsa	9	8	3.74	21	21	5	132	127	66	55	57	79
	St. Louis	0	0	0.00	2	0	0	2	3	2	0	0	1
MAJOR TOTALS		0	0	0.00	2	0	0	2	3	2	0	0	1

JAMES (JIM) EDWARD DWYER (25)

Outfielder **Ht: 5-10** **Wt: 175**
Bats: Left **Throws: Left** **Born: 1-3-50 at Evergreen Park, Illinois**

BECAME CARDINAL: Selected 12th by the Cardinals in the June 1971 free agent draft...signed by Fred McAlister.

MAJOR LEAGUE: Was valuable member of 1974 Cardinals as outfield replacement and pinch-hitter...started the season with Cardinals, was optioned to Tulsa May 7, and returned to Red Birds to stay on June 21.

Hit first major league homer off Pirates' Larry Demery to provide Bob Gibson with all the runs he needed in 2-0 win in second game of June 24 twinbill...three other game-winning hits came as pinch-hitter...drove in two runs with 8th inning single to provide 3-2 win at Cincinnati July 5...singled with 2 out in 9th inning to drive in winning run of John Curtis' one-hitter at San Diego Aug. 29...hit sacrifice fly to top Cardinal comeback and beat Pirates 13-12 in 11 innings Sept. 25

Batted .244 as pinch-hitter with 6 RBI...was second on team in pinch-hit appearances, hits, and RBI.

Appeared in 28 games with the Cardinals in 1973...first appearance in major league game was as replacement for Lou Brock in starting line-up of second game of June 10 doubleheader in Atlanta...got his first big league hit off Jack Billingham in Cincinnati June 13.

BACKGROUND: Batted .336 in 36 games at Tulsa in 1974...could have finished third to teammates Keith Hernandez and Danny Godby in league batting race with enough at bats to qualify.

Won American Association batting championship with .387 average in 1973...was hitting .424 when called up by Red Birds on June 8...named American Association "Player of the Month" for May by Topps Chewing Gum Corp...has .332 average for four-year career in Cardinal organization.

Graduated from St. Lawrence of Tolentine (Oaklawn, Ill.) High School...attended Southern Illinois University, accounting major...basketball-all-star in Catholic League, 1968...baseball-South Section all-star high school, 1967-68...District 4 NCAA all-star (SIU), 1970...All-American (SIU), 1970...MVP (SIU), 1971...broke three all-time SIU records, 1971 (hits, doubles, and triples).

PERSONAL: Married the former Carol Ann Norton on February 18, 1972...enjoys playing golf...received B.A. degree in accounting from SIU-Carbondale in 1973...lives in Chicago in the off-season.

DWYER - COMPLETE RECORD

Year	Club	AVG.	G	AB	R	H	2B	3B	HR	RBI	BB	SO	SB
1971	Cedar Rapids	.313	58	201	30	63	6	6	2	15	28	20	3
1972	Modesto	.325	92	354	87	115	15	13	9	45	57	53	21
	Little Rock	.253	44	162	16	41	1	0	2	14	16	23	4
1973	Tulsa	.387	87	349	63	135	22	8	1	40	52	53	7
	St. Louis	.193	28	57	7	11	1	1	0	0	1	5	0
1974	Tulsa	.336	36	119	20	40	7	2	1	15	29	10	1
	St. Louis	.279	74	86	13	24	1	0	2	11	11	16	0
MAJOR TOTALS		.245	102	143	20	35	2	1	2	11	12	21	0

RONALD (RON) RAY FAIRLY (15)

First Baseman-Outfielder Ht: 5-10 Wt: 180
 Bats: Left Throws: Left Born: 7-12-38 at Macon, Georgia

BECAME CARDINAL: December 6, 1974 in trade with the Montreal Expos. The Cardinals got Fairly's contract in exchange for the contracts of infielder Rudy Kinard and outfielder Ed Kurpiel.

MAJOR LEAGUE: Veteran slugger should fill valuable role as pinch-hitter and back-up first baseman...is a fine hitter in the clutch against any type of pitching.

An injured toe limited his 1974 action, but he still appeared in 101 games, including the 2,000th game of his major league career...batted .312 during June, 1974 with 17 runs batted in and 13 runs scored to win Expo player of the month honors in a vote of writers covering the team...hit 2 grand slam homers to bring career total to 6...both were against Cubs.

Signed with the Dodger organization in 1958 and made major league debut with Los Angeles that same year...batted .283 with 2 homers and 8 RBI in 15 games.

Batted a career high .322 in 1961...career highs are 17 homers with Montreal in both 1972 and '73 and 77 RBI with Los Angeles in 1963...has appeared in 100 or more games per season every year since 1961.

Played in the 1959-63-65-66 World Series with the Dodgers and has a composite series batting average of .300...batted .379 with 2 homers and 6 RBI in 1965 classic and hit safely in all seven games to tie a series record.

Traded to Montreal on June 11, 1969 with Paul Popovich for Manny Mota and Maury Wills... .245 average in '74 was his lowest in six years at Montreal...batted .298 in 1973 with 17 homers and was chosen to play in his first all-star game...batted .429 in April, '73 and was named Expos' player of the month.

Has averaged almost 10 homers and 48 RBI for his 18 year major league career.

Is a fine defensive first baseman who excels in the 3-6-3 double play...led N.L. first basemen with .993 fielding percentage in 1963 and was second with .995 in 1970.

BACKGROUND: Received a reported \$60,000 bonus to sign with Los Angeles... batted .297 in class A league in first pro season, hit .298 at AAA level and made debut with LA the same year.

Was high school football quarterback and basketball star.

PERSONAL: Married, lives in Van Nuys, Calif...attended the University of Southern California...enjoys playing golf.

FAIRLY - COMPLETE RECORD

Year	Club	AVG.	G	AB	R	H	2B	3B	HR	RBI	BB	SO	SB
1958	Des Moines	.297	51	172	32	51	7	0	13	41	38	35	1
	St. Paul	.298	18	57	8	17	2	1	1	8	13	11	1
	Los Angeles	.283	15	53	6	15	1	0	2	8	6	7	0
1959	Los Angeles	.238	118	244	27	58	12	1	4	23	31	29	0
1960	Los Angeles	.108	14	37	6	4	0	3	1	3	7	12	0
	Spokane	.303	147	505	98	153	34	4	27	100	100	58	4
1961	Los Angeles	.322	111	245	42	79	15	2	10	48	48	22	0

Year	Club	AVG.	G	AB	R	H	2B	3B	HR	RBI	BB	SO	SB
1962	Los Angeles	.278	147	460	80	128	15	7	14	71	75	59	1
1963	Los Angeles	.271	152	490	62	133	21	0	12	77	58	69	5
1964	Los Angeles	.256	150	454	62	116	19	5	10	74	65	59	4
1965	Los Angeles	.274	158	555	73	152	28	1	9	70	76	72	2
1966	Los Angeles	.288	117	351	53	101	20	0	14	61	52	38	3
1967	Los Angeles	.220	153	486	45	107	19	0	10	55	54	51	1
1968	Los Angeles	.234	141	441	32	103	15	1	4	43	41	61	0
1969	Los Angeles	.219	30	64	3	14	3	2	0	8	9	6	0
	Montreal	.289	70	253	35	73	13	4	12	39	28	22	1
1970	Montreal	.288	119	385	54	111	19	0	15	61	72	64	10
1971	Montreal	.257	146	447	58	115	23	0	13	71	81	65	1
1972	Montreal	.278	140	446	51	124	15	1	17	68	46	45	3
1973	Montreal	.298	142	413	70	123	13	1	17	48	86	33	2
1974	Montreal	.245	101	282	35	69	9	1	12	43	57	28	2

MAJOR TOTALS .266 2024 6106 794 1625 260 29 176 872 892 742 35

FAIRLY – WORLD SERIES RECORD

Year	Club	AVG.	G	AB	R	H	2B	3B	HR	RBI	BB	SO	SB
1959	Los Angeles	.000	6	3	0	0	0	0	0	0	0	1	0
1963	Los Angeles	.000	4	1	0	0	0	0	0	0	3	0	0
1965	Los Angeles	.379	7	29	7	11	3	0	2	6	0	1	0
1966	Los Angeles	.143	3	7	0	1	0	0	0	0	2	4	0
TOTALS		.300	20	40	7	12	3	0	2	6	5	6	0

FAIRLY – ALL-STAR GAME RECORD

Year	Club	AVG.	G	AB	R	H	2B	3B	HR	RBI	BB	SO	SB
1973	National	.000	1	0	0	0	0	0	0	0	0	0	0

ROBERT (BOB) HERBERT FORSCH (31)

Pitcher Ht: 6-4 Wt: 200
 Bats: Right Throws: Right Born: 1-13-50 at Sacramento, California

BECAME CARDINAL: Selected 38th by the Cardinals in the June, 1968 free agent draft. Signed by scout Bill Sayles.

MAJOR LEAGUE: Will be counted on as starter in 1975 on strength of 1974 performance...won 7 of 11 decisions with 2.97 ERA and five complete games among 14 starts.

Joined the Cardinals July 4 and made major league debut in second game of July 7 doubleheader in Cincinnati...gave up just 4 hits and 2 runs in 6.2 innings but was 2-1 loser...started against Atlanta in second game of July 12 twinbill and stopped the Braves 10-0 on a four-hitter.

Following 3-3 record in 7 starts, he appeared as a reliever in five games...after an August 31 loss as a starter, was undefeated in six starts in September...won four games and received no decision in two other contests won by the Cardinals.

Two of his four losses were by one-run and another was by two runs...shutout Mets 3-0 on September 6...allowed just 84 hits in 100 innings.

Pitched against his brother Ken in game Bob defeated Astros 9-1.

Joined Cardinals in 1973 after conclusion of Little World Series but didn't get into a game.

BACKGROUND: Won 8 games in 15 appearances at Tulsa prior to call up by the Cardinals...compiled better stats against major league batters than AAA...completed 7 of 14 starts for the Oilers.

Reached pro high in victories with 12 in 1973...threw no-hitter against Denver allowing only two batters to reach base.

Was Gulf Coast League All-Star third baseman for Sarasota in his first year in pro ball (1968)...split the 1969 season between Lewiston and Modesto.

Turned to pitching with a mound appearance at Cedar Rapids in 1970...sent to Lewiston for further work that year and had 2-3 record in 7 games.

1971 was his first full year on the mound and he came through with an 11-7 record and a 3.13 ERA...named to the Midwest League All-Star team while playing with Cedar Rapids.

Was 8-10 with 4.36 ERA at Arkansas in 1971...named to the Texas League All-Star team...pitched seven inning no-hitter over Memphis, winning 4-0.

A graduate of Hiram W. Johnson High School in Sacramento...played two years of varsity basketball and was named MVP in senior year...in baseball he was All-City his senior year as well as MVP...attended Sacramento City College.

PERSONAL: Married to the former Mollie Kneen..hobbies are hunting and fishing... attends Sacramento State University in the off-season...lives in Sacramento...shares January 13, 1950 birth date with Mike Tyson.

FORSCH - COMPLETE RECORD

Year	Club	W	L	ERA	G	GS	CG	IP	H	R	ER	BB	SO
1970	Cedar Rapids	0	0	12.00	1	0	0	3	6	4	4	2	1
	Lewiston	2	3	4.18	7	5	0	28	32	22	13	17	15
1971	Cedar Rapids	11	7	3.13	23	23	7	158	140	74	55	41	134
1972	Arkansas	8	10	4.36	24	24	7	153	158	85	74	47	109
1973	Tulsa	12	12	4.39	27	27	9	166	169	91	81	66	124
1974	Tulsa	8	5	3.68	15	14	7	103	95	49	42	33	71
	St. Louis	7	4	2.97	19	14	5	100	84	38	33	34	39
MAJOR TOTALS		7	4	2.97	19	14	5	100	84	38	33	34	39

FORSCH - MAJOR LEAGUE HITTING

	AVG.	AB	H	HR	RBI
1974 TOTALS	.241	29	7	0	1
LIFETIME	.241	29	7	0	1

FORSCH - RECORD AS AN INFIELDER

Year	Club	AVG.	G	AB	H	2B	3B	HR	RBI	BB	SO	SB
1968	Sarasota	.224	44	143	32	5	0	0	16	10	45	7
1969	Lewiston	.203	26	74	15	3	0	3	10	8	27	3
	Modesto	.235	33	118	28	2	0	1	7	4	50	0
1970	Modesto	.149	20	47	7	3	0	1	1	7	21	0
	Cedar Rapids	.088	19	34	3	2	0	0	3	3	19	0

MICHAEL (MIKE) DOUGLAS GARMAN (43)

Pitcher **Ht: 6-3** **Wt: 200**
Bats: Right **Throws: Right** **Born: 9-16-49 at Caldwell, Idaho**

BECAME CARDINAL: December 7, 1973, in trade with the Boston Red Sox. The Cardinals got the contracts of Garman and pitchers Lynn McGlothen and John Curtis in exchange for the contracts of pitchers Reggie Cleveland and Diego Segui and infielder Terry Hughes.

MAJOR LEAGUE: Hard-throwing righthander will get a shot at starting berth after fine job in relief in 1974...won 7 of 9 decisions in National League debut and compiled lowest ERA (2.63) among Cardinals' Big Three relievers...saved six games to finish second on team in that department.

Helped Cardinals to fast start with two victories in three games on season's first road trip...after two appearances as a Cardinal, he was 2-0 with 1 hit allowed in 3.2 innings.

Had three week stretch (Sept. 3-24) where he allowed just four hits in 10 innings in eight appearances.

Compiled 6-0 mark against Eastern Division foes...beat Phillies twice in four game series in early August...ended the season with five straight victories...last loss was to San Diego June 9...allowed just four home runs in 81.2 innings

Made major league debut as a starter, and beat Yankees in September, 1969.

Spent entire 1973 season with Boston but appeared in only 12 games.

BACKGROUND: Boston's number one selection in the June, 1967, free agent draft... in 1969 at Winston-Salem he tied for league lead in strikeouts.

Was All-State in baseball, basketball and football at Caldwell (Idaho) High School... brother Steve was a third baseman in Giants' organization and father was in Pirates' farm system.

PERSONAL: Married the former Linda Lee Lanfear and they have two sons, Greg, 7, and Sean, 1...hobbies are hunting and fishing...makes home in Caldwell, Idaho...works in a men's clothing store in the off-season...attended the College of Idaho.

GARMAN - COMPLETE RECORD

Year	Club	W	L	ERA	G	GS	CG	IP	H	R	ER	BB	SO
1967	Winston-Salem	1	3	6.75	6	6	0	24	19	20	18	41	19
	Greenville	0	1	18.00	1	1	0	1	3	3	2	2	1
1968	Greenville	5	7	3.73	20	16	3	99	92	52	41	62	61
1969	Winston-Salem	10	12	3.11	29	24	8	162	127	71	56	89	183
	Boston	1	0	4.50	2	2	0	12	13	6	6	10	10
1970	Louisville	7	13	4.79	28	27	4	156	154	103	83	132	127
1971	Louisville	8	7	4.19	29	20	6	129	124	72	60	88	128
	Boston	1	1	3.79	3	3	0	19	15	8	8	9	6
1972	Louisville	11	9	4.23	39	19	5	149	139	74	70	69	118
	Boston	0	1	12.00	3	1	0	3	4	4	4	2	1
1973	Boston	0	0	5.32	12	0	0	22	32	15	13	15	9
1974	St. Louis	7	2	2.63	64	0	0	82	66	26	24	27	45
MAJOR TOTALS		9	4	3.59	84	6	0	138	130	59	55	63	71

GARMAN - MAJOR LEAGUE HITTING

	AVG.	AB	H	HR	RBI
1974 TOTALS	.100	10	1	0	0
LIFETIME	.238	21	5	0	1

ROBERT (BOB) GIBSON (45)

Pitcher **Ht: 6-1** **Wt: 195**
Bats: Right **Throws: Right** **Born: 11-9-35 at Omaha, Nebraska**

BECAME CARDINAL: Signed by Cardinal scout Runt Marr.

MAJOR LEAGUE: Cardinals' all-time top winner has announced that 1975 will be his last season...bounced back from 1973 knee injury to provide one of 1974 season's highlights...threw third strike past Reds' Cesar Geronimo in second inning of July 17 game to become second pitcher in baseball history to reach 3,000 strikeouts...finished the season with National League career high 3,057, trailing only Walter Johnson (3,508) in baseball history.

Got off to usual slow start...was 0-2 after first four starts...stopped Reds 9-2 April 28 for first win and complete game...had 3-3 record before running into five-game losing streak (May 25-June 19)...won four of next six, and after two losses, won four in a row down the stretch in September.

Only shutout of the season was four-hitter over division champion Pirates in second game of June 24 doubleheader...total of 56 career shutouts is most by an active major league pitcher...in NL history, only Grover Alexander, Christy Mathewson, Warren Spahn and Pud Galvin have more career shutouts.

Tossed 24th three-hitter of career at Reds for 3-1 win June 6...was 2-0 against Cincinnati with 2.16 ERA in 3 games.

Struck out 11 Pirates in June 24 shutout, marking 71st time he has fanned 10 or more in one game...was 1-0 vs. Pittsburgh with 1.38 ERA in three games.

Started 33 games to run major league record string to 293 consecutive starting assignments.

Total of 248 career victories is highest among active major league pitchers.

As usual, led Red Bird pitchers in hitting...had four doubles and a triple...was 3-for-4 with two runs scored in 8-1 win over Giants September 1...drove in four runs with double and sacrifice fly in 10-4 triumph at Chicago, September 27.

Led staff in complete games with 9.

Gibby continues to pitch as if he's double-parked...he finished his 9 complete games last year in an average time of 2:00, with the longest taking 2:17 and the shortest 1:39.

In his first full season with the Cardinals, 1961, he ranked fifth in the league in earned-run-average with a 3.24 mark and fourth in the league in strikeouts with 166...suffered a broken right leg in the final days of the 1962 season that caused him to have a slow start in 1963, but he came back strong late in the year to wind up with 18 victories and tie Ernie Broglio for high on the Cardinal staff.

Won nine of his last 11 decisions and had eight-straight complete games down the stretch in 1964 as the Cardinals won the pennant, then won the fifth game of the World Series against the Yankees, 5-2, in 10 innings, and the final game, 7-5...was handicapped by a severely strained elbow that kept him sidelined for 15 days in 1966, but he won 21 games and his ERA of 2.44 was fifth-best in the league.

Suffered a broken right leg on July 15, 1967, when a shot off the bat of Roberto Clemente hit him...won only 13 regular-season games as he sat out for eight weeks, but came back in the World Series against Boston to win three complete games.

In 1968, he was unanimously selected by the Baseball Writers as the NL's Cy Young Award winner, and was selected by a committee consisting of two writers from each NL city as the league's Most Valuable Player...also named the league's best hurler in The Sporting News' poll of players.

Finished the '68 season with a 22-9 record and an ERA of 1.12, best in league history...he wiped out the NL record of 1.22, set by Grover Cleveland Alexander in 1915, and the American League mark of 1.14, set by Walter Johnson in 1913...he set club records in '68 by winning 15-straight games and pitching 13 shutouts (tops in the NL).

In one stretch of his '68 winning streak, he allowed only two runs in 95 innings, one of them coming on a wild pitch that broke a string of 47 straight scoreless innings...he completed 28 of the 34 games he started and never was taken out of a game during an inning all season...led the league in strikeouts with 268 and innings pitched with 305...shut out every team in the league except Los Angeles, and thus became the first pitcher in the major leagues to shut out as many as eight teams in one season...against Detroit in the World Series, he set records with 17 strikeouts in one game, 35 for the Series, seven straight victories and eight complete games.

In 1969, he topped the Cardinal staff in victories (20), starts (35), complete games (28), strikeouts (269) and shutouts (4)...led the NL in complete games, was second to Ferguson Jenkins in strikeouts and was third in the league with an ERA of 2.18.

Joined Sandy Koufax and Denny McLain (and now Tom Seaver) as the only pitchers to win the Cy Young Award more than once when the Baseball Writers' Association of America voted him the 1970 National League honor...was named first on 23 of the 24 ballots...also won the honor in 1968.

Compiled a 23-7 record and a 3.12 ERA in 1970...was named the National League's top pitcher in The Sporting News' annual poll of players...started 34 games and completed 23...broke his own club season strikeout record with 274 and allowed only 13 home runs...beat every other National League club except the Pirates as he became the first Cardinal pitcher to win 20 or more games in five seasons, breaking the club record which he previously shared with Hall of Famer Dizzy Dean...became the first major league pitcher to strike out 200 or more in eight different seasons.

Though he spent 21 days on disabled list in 1971, he had an eventful year...won his 200th game on August 4 and on August 14 he beat the Pirates, 11-0, pitching his first no-hitter...was 16-13 for the year with a 3.04 ERA (lowest among Cardinal starters)...led the staff in complete games, shutouts and strikeouts...was 12-8 after return from disabled list and won 5 of last 7 decisions...tied for the '71 National League lead in shutouts (5).

In 1972 he got off to an 0-5 start but was 19-6 for the rest of the season after beating the Pirates and Dock Ellis on May 25 for his first '72 win...in 8 starts prior to his first '72 win the Cardinals scored only 12 runs for Gibson, 5 in one game.

After May 25 he put together an 11 game winning streak during which he allowed only 15

earned runs in 97 innings (1.39 ERA) and didn't lose again until July 28.

On June 21 he beat the Padres, 14-3, for his 211th win as a Cardinal, breaking the record held by Jesse Haines.

His 2.46 ERA for 1972 was his lowest since 1969...allowed only 14 home runs in 278 innings...tied with Ferguson Jenkins for second highest complete game total (23)...led the Red Bird staff with 19 wins, 23 complete games, 278 innings pitched, 208 strikeouts and 4 shutouts.

Pitched in his 6th All-Star game in 1972.

Had 11 wins and a 2.81 ERA when he injured his right knee running the bases in the third inning of a game with the Mets on August 4, 1973...missed 56 days (10 or 11 starts) because of subsequent surgery to remove damaged cartilage...Cardinal record while he was out was 20-31...returned to action on September 29 and beat Steve Carlton and the Phillies, 7-1 (6 IP, 5 H, 1 R).

Off to usual tough-luck start in '73 (3-6), but had won 8 of last 12 decisions when injured...of Gibby's 10 losses, 2 were shutouts and in 5 others, the Cardinals scored only 1 run.

On May 8 at Candlestick Park he drew his 242nd consecutive starting assignment, thus breaking Red Ruffing's major league record...Gibby's string dates back to August 31, 1965.

Hit 2 home runs in '73 for a career total of 24 (not including 2 in World Series play), the most by an active major league pitcher...hit his second career grand slam on July 26 against the Mets...lifetime batting average is .207.

Won the Most Valuable Player award and a new automobile from a national sports magazine after both the 1964 and 1967 Series...received Gold Glove Award as the outstanding fielding pitcher in the NL in 1965, 1966, 1967, 1968, 1969, 1970, 1971, 1972 and 1973...named to the NL All-Star team in 1962, 1965, 1967, 1968, 1970 and 1972...beat every team in the league at least once in 1961, 1962, 1963, 1964, 1965, 1968, and 1969.

BACKGROUND: Competed in basketball and track at Omaha Technical High School, then went to Creighton University in Omaha on a basketball scholarship...competed in varsity basketball with the Bluejays, and played with the Harlem Globetrotters in the 1957-58 season.

GIBSON — COMPLETE RECORD

Year	Club	W	L	ERA	G	GS	CG	IP	H	R	ER	BB	SO
1957	Omaha	2	1	4.29	10	4	0	42	46	26	20	27	25
	Columbus	4	3	3.77	8	8	2	43	36	26	18	34	24
1958	Omaha	3	4	3.31	13	11	2	87	79	45	32	39	47
	Rochester	5	5	2.45	20	11	7	103	88	35	28	54	75
1959	Omaha	9	9	3.07	24	18	10	135	128	59	70	46	98
	St. Louis	3	5	3.32	13	9	2	76	77	35	28	39	48
1960	Rochester	2	3	2.85	6	6	3	41	33	15	13	17	36
	St. Louis	3	6	5.59	27	6	2	87	97	61	54	48	69
1961	St. Louis	13	12	3.24	35	27	10	211	186	91	76	119	166
1962	St. Louis	15	13	2.85	32	30	15	234	174	84	74	95	208
1963	St. Louis	18	9	3.39	36	33	14	255	224	110	96	96	204
1964	St. Louis	19	12	3.01	40	36	17	287	250	106	96	86	245
1965	St. Louis	20	12	3.07	38	36	20	299	243	110	102	103	270
1966	St. Louis	21	12	2.44	35	35	20	280	210	90	76	78	225
1967	St. Louis	13	7	2.98	24	24	10	175	151	62	58	40	147
1968	St. Louis	22	9	1.12	34	34	28	305	198	49	38	62	268
1969	St. Louis	20	13	2.18	35	35	28	314	251	84	76	95	269
1970	St. Louis	23	7	3.12	34	34	23	294	262	111	102	88	274
1971	St. Louis	16	13	3.04	31	31	20	246	215	96	83	76	185
1972	St. Louis	19	11	2.46	34	34	23	278	226	83	76	88	208
1973	St. Louis	12	10	2.77	25	25	13	195	159	71	60	57	142
1974	St. Louis	11	13	3.83	33	33	9	240	236	111	102	104	129
MAJOR TOTALS		248	164	2.85	506	468	254	3775	3159	1354	1197	1274	3057

GIBSON — WORLD SERIES RECORD

Year	Club	W	L	ERA	G	GS	CG	IP	H	R	ER	BB	SO
1964	St. Louis	2	1	3.00	3	3	2	27	23	11	9	8	31
1967	St. Louis	3	0	1.00	3	3	3	27	14	3	3	5	26
1968	St. Louis	2	1	1.67	3	3	3	27	18	5	5	4	35
SERIES TOTALS		7	2	1.89	9	9	8	81	55	19	17	17	92

GIBSON — ALL-STAR GAME RECORD

Year	Club	W	L	ERA	IP	H	R	ER	BB	SO
1962	National (2nd game)	0	0	4.50	2	1	1	1	2	1
1965	National	0	0	0.00	2	2	0	0	1	3
1967	National	0	0	0.00	2	2	0	0	0	2
1969	National	0	0	9.00	1	2	1	1	1	2
1970	National	0	0	9.00	2	3	2	2	1	2
1972	National	0	0	0.00	2	1	0	0	0	0
ALL-STAR TOTALS		0	0	3.27	11	11	4	4	5	10

GIBSON AS A HITTER

Year	AVG.	AB	R	H	2B	3B	HR	RBI	BB	SO	SB
1959	.115	26	1	3	2	0	0	1	0	10	0
1960	.179	28	4	5	1	0	0	1	0	7	0
1961	.197	66	4	13	5	0	1	10	3	23	0
1962	.263	76	11	20	0	0	2	5	4	28	0
1963	.207	87	12	18	3	1	3	20	8	35	0
1964	.156	96	8	15	3	1	0	4	3	38	0
1965	.240	104	14	25	2	0	5	19	3	26	2
1966	.200	100	11	20	4	0	1	8	3	35	3
1967	.133	60	7	8	0	0	0	3	8	26	0
1968	.170	94	3	16	5	0	0	6	7	32	1
1969	.246	118	11	29	6	0	1	8	3	36	5
1970	.303	109	14	33	3	1	2	19	8	25	0
1971	.172	87	5	15	0	1	2	10	3	24	1
1972	.194	103	12	20	6	0	5	12	1	25	0
1973	.185	65	8	12	0	0	2	8	3	17	1
1974	.210	81	6	17	4	1	0	6	3	19	0
TOTALS	.207	1300	131	269	44	5	24	140	60	406	13

Last HR: Grand slam vs. New York (John Strohmayr) July 26, 1973 (1st game).

GIBSON — AS A PINCH-HITTER*

AB	H	2B	3B	HR	RBI	AVG.
11	3	1	0	0	3	.273

*Last pinch-hitting appearance was August 14, 1970.

GIBSON'S MAJOR LEAGUE AND NATIONAL LEAGUE RECORDS

MAJOR LEAGUE RECORDS HELD:

- Lowest Earned Run Average, 300 or More Innings, Season — 1.12, 1968.
- Lowest Earned Run Average, 300 or More Innings, Righthanded Pitcher — 1.12, 1968.
- Most Clubs Shut Out (Won or Tied), One season (10-club league) — 8, 1968.
- Most Years 200 or More Strikeouts — 9.
- Most Consecutive Starting Assignments — 293, 8/31/65 — Current.

MAJOR LEAGUE RECORDS SHARED:

- Most Strikeouts, Inning — 4, 1966.
- Three Strikeouts, Inning, on 9 Pitched Balls.
- Most Consecutive Strikeouts, Start of Game (Since 1900) — 5, 1967.

NATIONAL LEAGUE RECORDS HELD:

- Lowest Earned Run Average, 200 or More Innings, Season — 1.12, 1968.
- Most Strikeouts — 3057.

NATIONAL LEAGUE RECORD SHARED:

- Most Shutout Games Won or Tied, One Month — 5, 1968.

TEN OR MORE STRIKEOUT GAMES (71 times):

10 K's - 26 times
 11 K's - 18 times
 12 K's - 12 times
 13 K's - 10 times

14 K's - twice
 15 K's - twice
 *16 K's - once
 *Regular season high vs. Philadelphia 5/23/70.

LOW HIT COMPLETE GAMES (3 hits or less):

1 no-hitter
 2 one-hitters

8 two-hitters
 24 three-hitters

DANNY RAY GODBY (24)

Outfielder **Ht: 6-0** **Wt: 185**
Bats: Right **Throws: Right** **Born: 11-4-46 at Logan, West Virginia**

BECAME CARDINAL: December 14, 1971. The Cardinals got Godby's contract from the Cincinnati Reds' organization in exchange for the contract of pitcher Carroll Sembera.

MAJOR LEAGUE: Made auspicious major league debut in '74...called up from Tulsa August 9...announced as pinch-hitter on Aug. 10 but replaced when Dodgers brought in Mike Marshall...led off 13th inning as pinch-hitter against San Diego Aug. 12 and singled off Bill Laxton...later scored winning run...hit sacrifice fly in next appearance, Aug. 17 against Giants, to tie the game in 8th inning and pave way for Cardinal win in 9th.

BACKGROUND: Finished second to teammate Keith Hernandez in American Association batting race with .344 average...hit .370 as designated hitter in 17 games for Oilers...named to A.A. all-star team...has pro career average of .295.

Led 1969 Florida State League in hits, total bases, and runs scored...named to league all-star team.

Played baseball four years at Bowling Green State University (Ohio)...named to Mid-American Conference all-star team in senior year (1968).

Played baseball, basketball, and football at Chapmanville (W. Va.) High School...named to all-state baseball team as junior and senior.

PERSONAL: Married the former Karen Sue Ferrell on June 14, 1969...the couple has two children, Shannon Lynn, 4, and Deron Ray, 2...enjoys hunting...lives in Chapmanville, W. Va. ...is a teacher and assistant basketball coach during the winter...has B.S. degree from Bowling Green State.

GODBY - COMPLETE RECORD

Year	Club	AVG.	G	AB	R	H	2B	3B	HR	RBI	BB	SO	SB
1968	Sioux Falls	.259	50	185	29	48	4	0	6	22	18	26	4
1969	Tampa	.311	125	499	71	155	19	8	8	48	36	55	23
	Indianapolis	.313	4	16	1	5	1	0	0	2	2	2	0
1970	Asheville	.261	92	341	39	89	20	4	5	33	29	59	15
	Indianapolis	.345	17	58	4	20	2	0	1	8	1	6	1
1971	Indianapolis	.286	107	297	39	85	11	2	4	27	19	46	10
1972	Tulsa	.288	97	302	38	87	13	1	4	24	25	51	4
1973	Tulsa	.286	128	469	66	134	20	4	5	63	36	73	14
1974	Tulsa	.344	100	352	59	121	17	3	7	63	36	48	4
	St. Louis	.154	13	13	2	2	0	0	0	1	3	4	0
MAJOR TOTALS		.154	13	13	2	2	0	0	0	1	3	4	0

LUIS ANTONIO (TONY) GONZALEZ (42)

Pitcher **Ht: 6-1** **Wt: 190**
Bats: Left **Throws: Left** **Born: 10-1-53 at Barahona, Dominican Republic**

BECAME CARDINAL: Signed by scouts Chase Riddle and Roberto Diaz.

BACKGROUND: Made jump to AA ball in 1974 and won 9 games at Arkansas...has compiled 24 victories in last two seasons...raised pro career record to 26-21.

Compiled highest winning percentage (.682) of any pitcher in Cardinals' organization in 1973...won 15 of 22 decisions in leading St. Petersburg to Florida State League championship...struck out 162 men in 160 innings...threw no-hitter against Winter Haven.

Possesses good moving fast ball with good velocity...his curve and overall control improved last year because of experience.

Signed out of high school in 1971...appeared in 9 games for Sarasota that season, losing two decisions.

PERSONAL: Lives in Barahona...married the former Semirames Feliz de Gonzalez on October 26, 1972, and they have a daughter, Luisa, born in September, 1973.

GONZALEZ - COMPLETE RECORD

Year	Club	W	L	ERA	G	GS	CG	IP	H	R	ER	BB	SO
1971	Sarasota	0	2	3.12	9	1	0	26	25	13	9	17	23
1972	Cedar Rapids	0	0	5.73	4	0	0	11	11	8	7	5	9
	Sarasota	2	2	1.50	9	5	0	36	21	12	6	26	31
	St. Petersburg	0	1	2.25	9	0	0	8	7	4	2	8	8
1973	St. Petersburg	15	7	2.48	26	25	9	160	105	56	44	81	162
1974	Arkansas	9	9	3.74	23	23	3	125	131	63	52	86	82

KEITH HERNANDEZ (18)

First Baseman **Ht: 6-0** **Wt: 185**
Bats: Left **Throws: Left** **Born: 10-20-53 at San Francisco, California**

BECAME CARDINAL: Selected 40th by the Cardinals in the June, 1971 free agent draft. Signed by scout Bill Sayles.

MAJOR LEAGUE: Will be Cardinals' first baseman following Joe Torre trade...highly regarded prospect impressed club officials in 1974 with .294 performance in heat of pennant race.

Joined Cardinals Aug. 30 and started three games in his home town of San Francisco...delivered three hits in ten at bats with a double and RBI for the series...after walking in his first major league at bat, Hernandez singled to drive in a run off lefty Mike Caldwell in the 9th inning of the Aug. 30 game.

Pinch-hit with bases loaded and Cardinals trailing 4-3 in Sept. 12 game at New York...delivered long drive to center that was ruled an error but cleared the bases and paved way for 12-5 victory...batted .333 as a pinch-hitter with a triple and two walks.

Had a double and two triples among ten hits as a Red Bird...has good eye at the plate...walked seven times, including twice in first big league game.

BACKGROUND: Won American Association batting championship with .351 mark at Tulsa...named A.A. all-star first baseman...among his 14 homers was a July 30 grand-slam at Evansville...led Tulsa club in hits, walks, and total bases.

Put together combined .278 average with 8 homers and 77 RBI in 1973 in second professional campaign...included was .333 average at Tulsa...led Texas League first basemen in fielding with a .991 average.

Hit .256 with 5 homers and 41 RBI in first pro season at St. Petersburg in 1972...moved to Tulsa and hit .241 in 11 games.

Was first athlete in the history of Capuchino High School to make all-league teams in three major sports...was quarterback in football, guard on basketball team...had .500 batting average in high school, a record in the Peninsula High School League...hit .519 and .500 in Joe DiMaggio league play in 1970 and '71 and was RBI leader both years...was batting champion and member of all-star team both years.

PERSONAL: Single, lives in Millbrae, Cal...attended San Mateo Jr. College...hobbies are music and painting...father is a San Francisco fireman...has one brother, Gary, who played at Cardinals' Modesto farm club in 1974 and is on winter roster of Arkansas club.

HERNANDEZ - COMPLETE RECORD

Year	Club	AVG.	G	AB	R	H	2B	3B	HR	RBI	BB	SO	SB
1972	St. Petersburg	.256	84	309	38	79	16	5	5	41	42	39	6
	Tulsa	.241	11	29	5	7	1	0	0	1	0	6	0
1973	Arkansas	.260	105	388	62	101	20	2	3	52	49	53	8
	Tulsa	.333	31	120	20	40	6	1	5	25	9	18	0
1974	Tulsa	.351	102	353	67	124	18	6	14	63	48	50	0
	St. Louis	.294	14	34	3	10	1	2	0	2	7	8	0
MAJOR TOTALS		.294	14	34	3	10	1	2	0	2	7	8	0

LARRY DARNELL HERNDON (28)

Outfielder **Ht: 6-3** **Wt: 190**
Bats: Right **Throws: Right** **Born: 11-3-53 at Sunflower, Mississippi**

BECAME CARDINAL: Selected No. 3 by the Cardinals in the June, 1971 free agent draft...signed by scout Buddy Lewis.

MAJOR LEAGUE: Joined Cardinals September 3 after Arkansas' season...made major league debut as pinch-runner Sept. 4...scored three runs as pinch-runner, including winning run in 13-12 battle with Pittsburgh on Sept. 25...singled in first and only major league at bat against Cubs' Tom Dettore on Sept. 21.

BACKGROUND: Led Texas League with 50 stolen bases in 1974...that was the highest theft total in the league since 1964...tied with teammate Joe Lindsey for league lead with 10 triples...matched his 41 RBI total of 1973.

Appeared in the most games of his pro career in 1973 and responded with first three professional homers, 41 RBI and a .287 batting average...young speedster ranked second in the Florida State League in stolen bases with 41...caught 13 times.

Hit .306 for Cardinals' team in the Florida Instructional league in 1973...would have ranked sixth in final league averages if had enough at-bats to qualify...also played for 1974 club.

Graduated from Douglass High School in Memphis in 1971...earned four letters and all-city honors in football...received three letters each in basketball and track.

PERSONAL: Single...lives in Memphis in the off-season...nicknamed "Hondo."

HERNDON - COMPLETE RECORD

Year	Club	AVG.	G	AB	R	H	2B	3B	HR	RBI	BB	SO	SB
1971	Sarasota	.239	40	138	13	33	2	0	0	8	7	31	2
1972	St. Petersburg	.143	7	28	2	4	0	0	0	0	0	6	0
	Sarasota	.257	31	113	16	29	5	3	0	9	5	19	13
	Cedar Rapids	.286	7	21	1	6	0	0	0	1	0	4	1
1973	St. Petersburg	.287	141	485	83	139	9	5	3	41	37	64	41
1974	Arkansas	.285	132	498	74	142	16	10	2	41	30	70	50
	St. Louis	1.000	12	1	3	1	0	0	0	0	0	0	0
MAJOR TOTALS		1.000	12	1	3	1	0	0	0	0	0	0	0

ALAN (AL) THOMAS HRABOSKY (39)

Pitcher **Ht: 5-11** **Wt: 180**
Bats: Right **Throws: Left** **Born: 7-21-49 at Oakland, California**

BECAME CARDINAL: Selected No. 1 by the Cardinals in the January, 1969, free agent draft. Signed by Cardinal scouts Harrison Wickel and Angel Figueroa.

MAJOR LEAGUE: Developed into one of baseball's top relievers in 1974...used "self-psyching" technique of talking to himself behind the mound to confuse batters and capture fan's fancy.

Got off to poor start in '74...allowed 15 hits and 9 earned runs in first 8 innings pitched...went 12.2 innings without allowing a run, but then gave up 9 runs in next 14 innings.

Put together remarkable streak from July 14-Sept. 19...in 41.1 innings covering 27 appearances, he allowed just 15 hits and 1 earned run, struck out 44, won 5 games and saved 6...from July 14-Aug. 5 (13.1 innings) he allowed just 7 hits and no runs...from July 14-Aug. 24 (25.1 innings) he allowed no earned runs.

Struck out the side with men on 1st and 3rd to save 3-1 win at Philadelphia Sept. 15...beat Pirates with four hitless innings in next game...longest stint of the year was 6 innings in 13-12 game with Pirates Sept. 25...was 3-0 against Pittsburgh.

Was 2-0 with 9 scoreless innings in 7 appearances against Cubs.

Ended the year with 7 game winning streak, longest of the year for a Cardinal pitcher...set new club record for lefthanders with 65 appearances...saved 9 of staff's 20 games...struck out 82 in 88 innings.

Recalled from Tulsa in early June, 1973 and quickly established himself as a mainstay in the bullpen...from August 11 through September 16 (14 appearances and 18.1 innings) the "Mad Hungarian" allowed only 1 earned run while striking out 25 and issuing 2 intentional walks...his first major league save on July 22 against the Dodgers helped the Cardinals move into first place at the All-Star break...fanned 57 batters in 56 innings while allowing only 15 non-intentional walks.

In late season stint with the Red Birds in 1972 he pitched 7 scoreless relief innings while fanning 9...beat the Mets on Sept. 8...pitched in Mexican winter league.

Appeared in one game for the Cardinals in '71...pitched 2 innings of scoreless relief against Houston in the Astrodome...joined the Red Birds in mid-June of 1970...had a 2-1 record and a 4.74 ERA in 16 games...started against the Pirates at Pittsburgh on June 24, but did not figure in the decision...pitched 5.2 innings in that game.

BACKGROUND: Was only 3-6 at Tulsa before recall in 1973 but had 56 strikeouts in 57 innings.

Was 7-12 at Arkansas in 1972, with 142 strikeouts in 145 innings...pitched two 2-hitters and had single game strikeout totals of 16, 13 and 11.

Considerable time on military duty limited his activity in '71...pitched a total of only 43 innings at Little Rock, Tulsa and St. Louis...to make up for lost time he pitched for the Mets' Instructional League club (Cardinals didn't field a team) that winter...worked on his control and change-up and did so well he was picked on the league's All-Star team selected by Florida scouts.

First year in baseball at Modesto had 8-2 record with back-to-back 17 strikeout games...was 8-1 at Arkansas in 1970 with a 3.26 ERA.

Graduated from Savanna High School in Anaheim, Calif...majored in business management at Fullerton, Calif. Junior College...earned All-League, All-City and All-Orange County honors in both baseball and football at Savanna, and twice was named to the All-Conference baseball team while competing for Fullerton.

PERSONAL: Hobbies are hunting, fishing and camping...married the former Dee White on January 24, 1970, and they have a daughter, Lisa, 3.

Spent the winter in St. Louis and made numerous public appearances...proved to be a hit with fans both on and off the field...inspired "I Hlove Hrabosky" bumper stickers late in '74 season...co-hosted sports radio show with Ted Simmons on KMOX...nicknamed "The Mad Hungarian"...pronounces his name Ra-BAH-ski.

HRABOSKY - COMPLETE RECORD

Year	Club	W	L	ERA	G	GS	CG	IP	H	R	ER	BB	SO
1969	Modesto	8	2	2.48	15	13	13	98	86	34	27	43	112
	Arkansas	1	0	6.30	2	2	1	10	11	8	7	4	8
1970	Arkansas	8	1	3.26	15	14	3	91	80	36	33	33	68
	St. Louis	2	1	4.74	16	1	0	19	22	10	10	7	12
1971	Tulsa	1	1	12.93	9	1	0	14	23	21	20	10	7
	Arkansas	1	0	3.00	8	4	0	27	31	9	9	10	31
	St. Louis	0	0	0.00	1	0	0	2	2	0	0	0	2
1972	Arkansas	7	12	3.42	25	22	6	145	134	71	55	64	142
	St. Louis	1	0	0.00	5	0	0	7	2	0	0	3	9
1973	Tulsa	3	6	4.40	9	9	2	57	60	40	28	24	56
	St. Louis	2	4	2.09	44	0	0	56	45	15	13	21	57
1974	St. Louis	8	1	2.97	65	0	0	88	71	34	29	38	82
MAJOR TOTALS		13	6	2.72	131	1	0	172	142	59	52	69	162

HRABOSKY — MAJOR LEAGUE HITTING

	AVG.	AB	H	HR	RBI
1974 TOTALS	.308	13	4	0	2
LIFETIME	.190	21	4	0	2

RONALD (RON) KENNETH HUNT (32)

Infielder **Ht: 6-0** **Wt: 180**
Bats: Right **Throws: Right** **Born: 2-23-41 at St. Louis, Missouri**

BECAME CARDINAL: September 4, 1974. The Cardinals acquired Hunt's contract on waivers from the Montreal Expos.

MAJOR LEAGUE: Veteran infielder holds major league season (50 in 1971) and career (243) records for being hit by a pitch...he's led National League players in being hit by a pitch for the last seven seasons...league-leading 16 HBP in 1974 allowed him to set a major league record by leading league in HBP for seven consecutive years, and a National League mark for most years leading league with seven.

Got off to slow start at the plate in 1974...was batting just .218 on May 25...was up to .239 on June 25...batted .383 (31-81) from June 25-July 25 to raise average to .283.

Was at the plate for Lou Brock's 104th and 105th stolen bases on September 10.

Made major league debut with Mets in 1963 and became one of the expansion club's first stars...started 1964 all-star game...named to The Sporting News N.L. All-Star team in '64.

Traded to Dodgers in November, 1966 with Jim Hickman for Tommy Davis and Derrell Griffith...played for Los Angeles in 1967, and was traded in February, 1968 to the Giants with Nate Oliver for Tom Haller and Frank Kasheta...acquired by Montreal in December, 1970 for infielder Dave McDonald.

Career highs are .309 batting average at Montreal in 1973...10 homers with New York in 1963, and 42 RBI with Mets in 1963 and '64.

Despite knee injury, had best year of career in 1973...was batting .354 after first month of '73 campaign...named Expos' Player of the Month for May...went to bat 121 times in 26 games without being struck out...played in only 113 games but hit career high .309...missed most of the last two months of the season with a knee bruise and then torn cartilage...underwent successful surgery September 13.

BACKGROUND: Broke in as third baseman for McCook, Nebraska in the Braves' organization in 1959...tied for Nebraska State League lead in sacrifice flies with 7 and in double plays by third basemen with 4...batted .309 for Austin in 1962 and was named to Texas League all-star team...purchased conditionally by Mets following that season.

St. Louis native attended Ritenour High School...played baseball, basketball and football and was captain and all-state in baseball and football.

PERSONAL: Married Jacqueline Lee Stewart on September 16, 1961...the couple has three children, Tracy, 10; Ronald, 7; and Suncere, 4...enjoys bowling, fishing and hunting...owns a farm in Wentzville...also owns and operates a sporting goods and liquor store in Wentzville...nicknamed "Zeke."

HUNT — COMPLETE RECORD

Year	Club	AVG.	G	AB	R	H	2B	3B	HR	RBI	BB	SO	SB
1959	McCook	.284	62	208	53	59	11	6	2	52	43	31	8
1960	Cedar Rapids	.191	124	424	56	81	9	2	3	33	88	79	8
1961	Cedar Rapids	.295	121	461	98	136	25	7	16	72	71	61	9
1962	Austin	.309	128	475	77	147	25	5	2	56	51	42	15
1963	New York	.272	143	533	64	145	28	4	10	42	40	50	5
1964	New York	.303	127	475	59	144	19	6	6	42	29	30	6
1965	New York	.240	57	196	21	47	12	1	1	10	14	19	2
1966	New York	.288	132	479	63	138	19	2	3	33	41	34	8
1967	Los Angeles	.263	110	388	44	102	17	3	3	33	39	24	2
1968	San Francisco	.250	148	529	79	132	19	0	2	28	78	41	6
1969	San Francisco	.262	128	478	72	125	23	3	3	41	51	47	9

Year	Club	AVG.	G	AB	R	H	2B	3B	HR	RBI	BB	SO	SB
1970	San Francisco	.281	117	367	70	103	17	1	6	41	44	29	1
1971	Montreal	.279	152	520	89	145	20	3	5	38	58	41	5
1972	Montreal	.253	129	443	56	112	20	0	0	18	51	29	9
1973	Montreal	.309	113	401	61	124	14	0	0	18	52	19	10
1974	Montreal	.268	115	403	66	108	15	0	0	26	55	17	2
	St. Louis	.174	12	23	1	4	0	0	0	0	3	2	0
MAJOR TOTALS		.273	1483	5235	745	1431	223	23	29	370	555	382	65

HUNT - ALL-STAR GAME RECORD

Year	Club	AVG.	AB	R	H	2B	3B	HR	RBI	BB	SO	SB
1964	National	.333	3	0	1	0	0	0	0	0	0	0
1966	National	.000	1	0	0	0	0	0	0	0	0	0
ALL-STAR TOTALS		.250	4	0	1	0	0	0	0	0	0	0

JOSEPH (JOE) CARLTON LINDSEY (16)

Outfielder Ht: 6-2 Wt: 195
 Bats: Left Throws: Right Born: 9-1-50 at Birmingham, Alabama

BECAME CARDINAL: September 5, 1972. Lindsey's contract was transferred from Oakland's Birmingham farm club to the Cardinals' Arkansas farm club. Lindsey and catcher Gene Dusan were acquired by the Cardinals in exchange for the contract of infielder Dal Maxvill.

BACKGROUND: Batted .278 with career highs in homers and RBI at Arkansas in 1974...tied with teammate Larry Herndon for the Texas League lead with 10 triples...stole 22 bases...established career highs in every offensive category except at bats, runs, and walks... appeared in one game at Tulsa at season's end and went 2 for 2 in American Association playoff game.

In 1973 led Texas League in total walks (79) and intentional walks (12).

Has stolen 65 bases in three year pro career.

PERSONAL: Married...lives in Compton, Cal.

LINDSEY - COMPLETE RECORD

Year	Club	AVG.	G	AB	R	H	2B	3B	HR	RBI	BB	SO	SB
1972	Burlington	.248	64	234	29	58	5	2	4	36	16	24	18
	Birmingham	.255	50	157	17	40	3	1	1	8	19	19	10
1973	Arkansas	.264	133	484	93	128	13	5	9	33	79	44	15
1974	Arkansas	.278	134	471	73	131	18	10	10	68	62	50	22
	Tulsa	1.000	1	2	0	2	0	0	0	0	0	0	0

TEODORO (TEDDY) NOEL MARTINEZ (19)

Infielder Ht: 6-0 Wt: 165
 Bats: Right Throws: Right
 Born: 12-10-47 at Central Barahona, Dominican Republic

BECAME CARDINAL: December 11, 1974. The Cardinals obtained Martinez' contract from the New York Mets in exchange for the contracts of infielder Jack Heidemann and outfielder Mike Vail.

MAJOR LEAGUE: Will provide versatility as back-up man in infield and outfield...has played second base, shortstop, third base, left field, and center field during his major league career.

Drove in 43 runs last season, matching his major league RBI total to that point...also established career highs in games, at bats, doubles, triples, homers, and walks in 1974.

Signed by Mets in 1967...drafted by Houston after one year as a pro, but was returned to New York at cut down date...made major league debut in 1970...came up the following year to stay...hit career high .288 in 38 games in 1971.

Went 4-for-4 twice in 1973...homered and drove in four runs in opener of Labor Day doubleheader with Phillies...appeared in two games of 1973 World Series.

BACKGROUND: Batted .248 in class A league in first pro campaign...hit .306 in AAA at Tidewater to earn promotion to Mets in 1970...batted .297 the following season to advance to Mets to stay.

PERSONAL: Lives in Santo Domingo in the off-season...enjoys listening to music.

MARTINEZ — COMPLETE RECORD

Year	Club	AVG.	G	AB	R	H	2B	3B	HR	RBI	BB	SO	SB
1967	Winter Haven	.248	33	113	12	28	1	0	0	11	11	12	1
	Marion	.216	41	139	19	30	0	6	2	18	4	27	10
1968	Visalia	.269	62	208	19	56	1	1	3	19	10	42	2
	Raleigh-Durham	.330	59	227	32	75	14	1	1	23	7	27	3
1969	Memphis	.263	118	418	42	110	12	6	3	34	6	36	9
1970	Tidewater	.306	116	438	62	134	20	9	3	36	11	53	13
	New York	.063	4	16	0	1	0	0	0	0	0	3	0
1971	Tidewater	.297	83	337	49	100	12	5	5	27	12	40	7
	New York	.288	38	125	16	36	5	2	1	10	4	22	6
1972	New York	.224	103	330	22	74	5	5	1	19	12	49	7
1973	New York	.255	92	263	34	67	11	0	1	14	13	38	3
1974	New York	.219	116	334	32	73	15	7	2	43	14	40	3
MAJOR TOTALS		.235	353	1068	104	251	36	14	5	86	43	152	19

MARTINEZ — WORLD SERIES RECORD

Year	Club	AVG.	G	AB	R	H	2B	3B	HR	RBI	BB	SO	SB
1973	New York	.000	2	0	0	0	0	0	0	0	0	0	0

ARNOLD RAY (BAKE) McBRIDE (21)

Outfielder **Ht: 6-2** **Wt: 190**
Bats: Left **Throws: Right** **Born: 2-3-49 at Fulton, Missouri**

BECAME CARDINAL: Signed by Cardinal scout Fred McAlister.

MAJOR LEAGUE: First Cardinal "Rookie of the Year" since 1955...received 16 of 24 votes cast by members of the BBWAA...was the first .300 hitter to win the award since Dick Allen hit .318 in 1964...stolen base total was second highest for rookie award winner...Sam Jethroe stole 35 bases in 1950.

Received 500 votes among 574 ballots cast by major league players to head the list of players named to the Topps Major League Rookie All-Star team.

Stole 30 bases in 1974 to become the only Cardinal player other than Lou Brock to steal that many since Frankie Frisch stole 48 in 1927...teamed with Brock to set a new major league record (148) for most stolen bases by two men on the same team...stole three bases against the Phillies September 14.

Teamed with Brock and Smith to comprise the first all .300 hitting Cardinal outfield since 1902 (based on players who appeared in more than 100 games)...tied with Smith for team-leading .309 batting average that was 8th highest in National League.

Was second on the club in runs scored and hits, third in games, tied for third with 9 game-winning hits, and fourth in RBI...scored from first base on wild pick-off throw to provide winning run in 25 inning game at New York...rounded the bases for inside-the-park homer on base hit through shortstop that rolled to the wall against Expos April 19.

Had a .990 fielding average to rank 6th among N.L. outfielders appearing in more than 100 games...made only 4 errors in 408 chances.

Had four hits in a game four times...batted .429 as a pinch-hitter (3-7)...hit .342 against right-handed pitching.

Hammered Cub pitching for .441 average, 2 homers, and 10 RBI...batted .375 against Montreal, .357 against Houston, and .345 vs. Philadelphia.

First major league appearance was as replacement for Lou Brock in first game of July 26, 1973 doubleheader against Mets...singled off Jim McAndrew in second time at bat for first big league hit...came off bench to single home tying run off Tom Seaver in first game of August 5 doubleheader...scored winning run in 3-2 Cardinal victory...started first game in center August 8 against the Braves.

Hit .353 (6-17) as a pinch-hitter to rank second on the team...got 4 hits in 6 at bats against the Mets, was 6-12 against the Phillies.

Was the Cardinals' 37th pick (41 players were drafted) in the June free agent draft in 1970...invited to a two day camp at Busch Stadium and impressed enough to get his signature.

BACKGROUND: Split the 1972 season with Arkansas and Tulsa and racked up brilliant statistics with both clubs...combined average for the season was .322 to go with 24 doubles, 9 triples and 17 home runs...stole 42 bases while scoring 92 times.

In 1970 he hit .423 in 17 games for Sarasota of the rookie Gulf Coast League and was promoted to Modesto where he "dropped" to a .294 average...spent the entire 1971 season at Modesto and hit .303 with 40 stolen bases.

A graduate of Fulton High School in Fulton, Mo...an all round athlete, he was a split-end and defensive back in football and was named to the All-State team in his senior year...he was forward-center in basketball and in track participated in the 100 and 440 yard dashes, broad jump and 880 and mile relay teams.

Attended Westminster College, Fulton, Mo...pitched and played the outfield for the baseball team for two years and had 11-5 record with .400 batting average for both seasons...on track team he participated in the 100, 220, 440 yard dashes, broad jump, triple jump and the 440 yard relay teams.

PERSONAL: Married the former Celeste Woodley on December 11, 1970, and they have a daughter, Tabitha...hobbies are hunting, fishing and helping younger kids...now makes his home in St. Louis County...named "Bake" by his father...is continuing his education at Westminster during the off-season and hopes to receive his degree in 1976...plans to teach psychology and physical education...worked with the St. Louis Police Dept. during the winter in helping neighborhood children.

McBRIDE - COMPLETE RECORD

Year	Club	AVG.	G	AB	R	H	2B	3B	HR	RBI	BB	SO	SB
1970	Sarasota	.423	17	71	15	30	2	4	2	13	8	9	5
	Modesto	.294	26	85	17	25	4	2	0	7	8	24	9
1971	Modesto	.303	118	468	85	142	19	5	8	54	64	84	40
1972	Arkansas	.329	67	286	51	94	10	4	12	34	17	57	25
	Tulsa	.315	60	232	41	73	14	5	5	24	26	54	17
1973	Tulsa	.289	58	225	45	65	15	2	6	34	19	25	23
	St. Louis	.302	40	63	8	19	3	0	0	5	4	10	0
1974	St. Louis	.309	150	559	81	173	19	5	6	56	43	57	30
MAJOR TOTALS		.309	190	622	89	192	22	5	6	61	47	67	30

LYNN EVERATT McGLOTHEN (47)

Pitcher Ht: 6-2 Wt: 195
 Bats: Left Throws: Right Born: 3-27-50 at Monroe, Louisiana

BECAME CARDINAL: December 7, 1973. The Cardinals got McGlothen's contract from the Boston Red Sox along with the contracts of pitchers John Curtis and Mike Garman in exchange for the contracts of pitchers Reggie Cleveland and Diego Segui and infielder Terry Hughes.

MAJOR LEAGUE: Lived up to expectations as key man of six-player trade with Red Sox...Cardinals' top pitcher in 1974...led club in victories, strikeouts, and ERA...tied for team lead in shutouts...16 victory total was third highest in N.L...ERA was sixth best in league...ranked in top ten in strikeouts and homers allowed per innings pitched.

Might have won 20 except for two four-game losing streaks...after winning five straight to reach 12-3 mark, lost next four...lost last four decisions of the year.

Beat Reds 1-0 on four-hitter May 7...tossed three-hitter at Padres, 3-0, June 1...beat Cubs 5-0 on four-hitter July 3...teamed with Hrabosky to pitch first shutout of year against Dodgers June 11 in Los Angeles...allowed L.A. just 3 runs in 23.2 innings (1.13 ERA).

Was 3-0 against Montreal...had successive nine-strikeout games against Atlanta April 30 and Cincinnati May 7.

Was 2-0 against Padres, allowing just 1 run in 18 innings.

Shutout Pirates for 9.1 innings before losing 1-0 Sept. 23.

Named to All-Star squad and pitched perfect seventh inning of N.L. victory...broke a curve past Reggie Jackson for strikeout.

Appeared in 6 games for Boston in 1973 with 1-2 record...suffered knee injury, underwent surgery, and was sent to Pawtucket to recover...made first major league appearance for Boston in 1972...started 22 games with 8-7 record and 3.41 ERA...shutout Minnesota on three hits for first big league win on July 4.

BACKGROUND: Was 2-4 for Pawtucket after knee operation in '73...pitched two-hit 1-0 shutout over Cardinals' Tulsa farm club in fourth game of Little World Series...signed by Red Sox in 1968...compiled 52-29 record in minor leagues before joining Boston in '72...led Carolina League with 202 strikeouts in 1970.

Named to Florida State League all-star team in 1969...selected player of the month for June and to all-star team in Carolina League in 1970...named June player of the month in International League in 1972.

Received 16 letters in baseball, basketball, football and tennis at Grambling High School...named All-State in football in 1967...was state tennis champion for three years.

PERSONAL: Married Brenda Joyce Rogers...they have two daughters, Tamila, 8; and LaTonya, 6...played winter baseball in '74, but spent rest of time in St. Louis...attended Grambling College for two semesters...enjoys hunting, fishing, and listening to music...pronounces his name Mc-Glaw-then.

McGLOTHEN - COMPLETE RECORD

Year	Club	W	L	ERA	G	GS	CG	IP	H	R	ER	BB	SO
1968	Waterloo	3	2	3.33	16	6	0	46	45	20	17	36	34
1969	Winter Haven	15	8	3.92	32	27	6	179	161	93	78	106	153
1970	Winston-Salem	15	7	2.24	31	29	16	229	166	63	57	91	202
1971	Louisville	10	10	3.72	27	27	13	179	162	89	74	98	151
1972	Louisville	9	2	1.92	14	13	8	108	69	24	23	39	88
	Boston	8	7	3.41	22	22	4	145	135	66	55	59	112
1973	Boston	1	2	8.22	6	3	0	23	39	23	21	8	16
	Pawtucket	2	4	3.91	9	8	5	53	56	26	23	18	39
1974	St. Louis	16	12	2.70	31	31	8	237	212	80	71	89	142
MAJOR TOTALS		25	21	3.27	59	56	12	405	386	169	147	156	270

McGLOTHEN - ALL-STAR GAME RECORD

Year	Club	W	L	ERA	IP	H	R	ER	BB	SO
1974	National	0	0	0.00	1	0	0	0	0	1

McGLOTHEN - MAJOR LEAGUE HITTING

	AVG.	AB	H	HR	RBI
1974 TOTALS	.181	83	15	0	4
LIFETIME	.184	136	25	0	8

LUIS ANTONIO MELENDEZ (26)

Outfielder **Ht: 6-0** **Wt: 180**
Bats: Right **Throws: Right** **Born: 8-11-49 at Aibonito, Puerto Rico**

BECAME CARDINAL: Signed by Cardinal scout Chase Riddle.

MAJOR LEAGUE: Hopes to rebound from sub-par 1974 season...is valuable man on team as pinch-hitter and back-up outfielder.

Batted .636 (7-11) against San Diego and .300 (3-10) vs. Los Angeles...had four doubles and three triples among 27 hits in 1974...despite just 1 hit in 15 at bats against Phillies, drove in 3 of his 8 runs against Philadelphia.

Had a triple and drove in two runs as a pinch-hitter.

Was Cardinals' leading pinch-hitter in 1973 with .381 average (8-21)...hit only two homers but both were important...second career grand slam off Reds' right-hander Jack Billingham in 8-0 victory June 13...three-run homer in Montreal Sept. 18 to provide 7-4 win.

In 1973 established career highs in games, at bats, runs, hits, doubles, and RBI...had three game-winning hits...hit .359 against Phillies, .353 vs. Pirates, and .313 against Reds.

High point of the '72 season was a pinch-hit grand slam homer against Mets on June 24...added another RBI in same game to establish Cardinal season high in that department...was particularly rough on the Mets for entire season...collected 12 RBI against them on only 11 hits.

In his first full season in the majors (1971) hit .225...however, a tear of the left hamstring, suffered while running out a double, contributed to his low batting average...spent 21 days on disabled list...injury came after he was installed as regular rightfielder...during the two week period when he was a regular he hit .317.

Joined the Cardinals in September of 1970 and impressed, hitting .300 and driving in 8 runs in 21 games.

BACKGROUND: In 1970 had a .306 average with 13 home runs and 71 runs-batted-in for Tulsa in the triple A American Association...tied for the league lead in hits with 155 and topped the circuit in doubles with 34.

Made a steady climb through the Cardinal organization, hitting .274 with Cedar Rapids in the Class A Midwest League in 1968 and .303 with Arkansas in the double A Texas League in 1969.

PERSONAL: Lives in Aibonito during the off-season...is regarded as Cardinals' most eligible bachelor.

MELENDEZ — COMPLETE RECORD

Year	Club	AVG.	G	AB	R	H	2B	3B	HR	RBI	BB	SO	SB
1968	Cedar Rapids	.274	113	438	63	120	19	6	6	57	46	70	20
1969	Arkansas	.303	64	228	40	69	12	6	4	30	8	35	0
1970	Tulsa	.306	140	507	77	155	34	8	13	71	51	64	14
	St. Louis	.300	21	70	11	21	1	0	0	8	2	12	3
1971	St. Louis	.225	88	173	25	39	3	1	0	11	24	29	2
1972	St. Louis	.238	118	332	32	79	11	3	5	28	25	34	5
1973	St. Louis	.267	121	341	35	91	18	1	2	35	27	50	2
1974	St. Louis	.218	83	124	15	27	4	3	0	8	11	9	2
MAJOR TOTALS		.247	431	1040	118	257	37	8	7	90	89	134	14

TOMMY JOE MOORE (27)

Pitcher **Ht: 5-11** **Wt: 175**
Bats: Right **Throws: Right** **Born: 7-7-48 at Lynwood, California**

BECAME CARDINAL: October 13, 1974. The Cardinals got the contracts of Moore and pitcher Ray Sadecki from the New York Mets in exchange for the contract of infielder Joe Torre.

MAJOR LEAGUE: Has chance to make club as fifth starter.

Major league history includes one start in three games for Mets in both 1972 and '73...only big league decision was loss to Giants as starter.

BACKGROUND: Spent entire 1974 season at Tidewater...struck out 131 in 162 innings...led club in ERA and strikeouts...among his wins were a two-hitter and a three-hitter...was 2-0 against Toledo...was fifth in International League in strikeouts.

Posted 5th best ERA in I.L. in 1973 after compiling league's 4th best in 1972...has thrown two no-hitters during brief pitching career.

Signed by Mets in May, 1967 after being selected in secondary phase of January free agent draft...started pro career as an outfielder...compiled 42 outfield assists in 1968 and '69.

Converted to pitching by Whitey Herzog on basis of his strong arm.

Was captain of baseball, football and basketball teams as senior in high school.

PERSONAL: Lives in Dekalb, Tex...attended Cerritos Junior College...hobbies are fishing and water skiing.

MOORE - COMPLETE RECORD

Year	Club	W	L	ERA	G	GS	CG	IP	H	R	ER	BB	SO
1969	Visalia	0	0	0.00	1	0	0	1	0	0	0	0	1
1970	Pompano Beach	3	3	3.62	16	13	5	82	75	43	33	51	63
	Tidewater	0	0	9.75	4	1	0	12	17	13	13	10	11
1971	Memphis	11	10	3.20	27	27	11	191	142	77	68	64	160
1972	Tidewater	11	5	2.80	23	21	9	148	119	59	46	73	100
	New York	0	0	3.00	3	1	0	12	12	4	4	1	5
1973	Tidewater	9	11	3.15	22	22	11	157	148	63	55	73	101
	New York	0	1	12.00	3	1	0	3	6	5	4	3	1
1974	Tidewater	7	12	3.23	26	26	8	162	147	72	58	103	131
MAJOR TOTALS		0	1	4.80	6	2	0	15	18	9	8	4	6

MOORE - MAJOR LEAGUE HITTING

	AVG.	AB	H	HR	RBI
LIFETIME	.333	3	1	0	0

MOORE - RECORD AS OUTFIELDER

Year	Club	AVG.	G	AB	R	H	2B	3B	HR	RBI	SB
1967	Marion	.290	59	238	39	69	12	4	3	28	11
1968	Visalia	.240	124	471	58	113	13	2	6	41	15
1969	Visalia	.285	117	438	69	125	15	4	16	85	23
1970	Memphis	.067	9	15	0	1	0	1	0	2	0

JERRY WAYNE MUMPHREY (29)

Outfielder	Ht: 6-2	Wt: 185
Bats: Both	Throws: Right	Born: 9-9-52 at Tyler, Texas

BECAME CARDINAL: Selected No. 5 by the Cardinals in the June, 1971 free-agent draft...signed by Red Barkley.

MAJOR LEAGUE: Joined Cardinals following completion of Texas League season...appeared four times as a pinch-runner...batted twice against Cubs on Sept. 21 but was hitless in major league debut at the plate.

BACKGROUND: Stole 40 bases at Arkansas in 1974 to finish second in the league to teammate Larry Herndon...had career highs with 10 homers and 54 RBI...had three hits and scored three runs in Texas League all-star game against Texas Rangers.

Led Florida State League in at-bats, runs and hits, and tied for the lead in triples in 1973...second in the league in total bases...included among his five 1973 home runs was a grand slam...played for the Cardinals in the 1973 Florida Winter Instructional League.

Named all-star outfielder in Gulf Coast League in 1971 after compiling a .255 average in his first professional campaign...split 1972 season between St. Petersburg, Cedar Rapids, and Sarasota...hit .341 for St. Pete and .342 for Sarasota...has composite .280 average for four year pro career.

Earned 12 letters at Chapel Hill High School in Tyler...named all-district in baseball, football and basketball...also on track team.

PERSONAL: Married the former Gloria Stine on June 5, 1972, and they have a two-year old daughter, Tamara Garnet...hobbies are hunting and fishing...lives in Tyler.

MUMPHREY - COMPLETE RECORD

Year	Club	AVG.	G	AB	R	H	2B	3B	HR	RBI	BB	SO	SB
1971	Sarasota	.255	38	141	20	36	3	2	0	6	14	45	6
1972	St. Petersburg	.341	17	44	7	15	2	1	0	1	3	7	1
	Cedar Rapids	.182	11	33	6	6	2	0	0	1	8	17	3
	Sarasota	.342	26	111	21	28	5	2	0	12	14	24	13
1973	St. Petersburg	.286	142	556	93	159	20	9	5	52	57	75	28
1974	Arkansas	.290	130	507	87	147	21	6	10	54	35	72	40
	St. Louis	.000	5	2	2	0	0	0	0	0	0	0	0
MAJOR TOTALS		.000	5	2	2	0	0	0	0	0	0	0	0

CLAUDE WILSON OSTEEN (34)

Pitcher Ht: 6-0 Wt: 175
 Bats: Left Throws: Left Born: 8-9-39 at Carney Springs, Tennessee

BECAME CARDINAL: August 15, 1974. The Cardinals got Osteen's contract from the Houston Astros in exchange for the contracts of pitchers Ron Selak and Dan Larson.

MAJOR LEAGUE: Veteran southpaw could be valuable as fifth starter or as starter-reliever...is second to Bob Gibson in National League career victories (156) and shutouts (36) among active pitchers...two-time 20-game winner has appeared in two World Series, and has combined 0.86 ERA in classic competition.

Pitched just 23 innings after his acquisition from Houston, but 9 1/3 were in the historic 25 inning game at New York September 11...entered the game in the 14th inning with a man on second and one out...shutout the Mets on four hits until the 23rd inning of the marathon...struck out five during his stint and walked two, both intentionally.

Signed originally by Cincinnati Reds in 1957...made first major league appearance with Reds later that season...traded to Washington Senators for pitcher Dave Sisler in September, 1961...won 33 games in three years at Washington, including a 15-13 record in 1964.

Traded to the Dodgers in December, 1964 with John Kennedy for Frank Howard, Ken McMullen, Phil Ortega, Pete Richert and Dick Nen...in nine years with Los Angeles, Osteen had record of .500 or better in 8 of those years...traded to Houston following 1973 season with minor league pitcher Dave Culpepper for Jim Wynn.

Best season was 20-11 and 2.64 ERA with Los Angeles in 1972...has had four seasons with ERA's under 3.00...has 8 career home runs and 76 RBI...had 10 year string of 12 or more victories per season stopped in 1974...averaged more than 16 victories per season in that stretch.

BACKGROUND: Was 14-4 in second pro season...won 15 games at Indianapolis in 1961 before trade to Washington.

Pitched a shutout in his first Pacific Coast League game at Seattle in 1958.

Was four year baseball letterman at Reading High School in Cincinnati suburbs...named all-state two years...struck out 19 and homered to gain MVP honors in Ohio all-star game...was basketball forward and football quarterback.

PERSONAL: Married the former Georgie Lynn Crosby July 29, 1962...the couple has five children - David, 11; Brian, 10; Erick, 8; Gavin, 4; and Jennifer, 1...hobbies are golf, fishing, hunting, and photography...lives in Annville, Pa.

OSTEEN – COMPLETE RECORD

Year	Club	W	L	ERA	G	GS	CG	IP	H	R	ER	BB	SO
1957	Nashville	1	1	5.54	7	----	----	13	7	8	8	20	13
	Cincinnati	0	0	2.25	3	0	0	4	4	1	1	3	3
1958	Wenatchee	14	4	3.04	22	17	15	151	145	61	51	67	174
	Seattle	5	4	3.08	12	10	4	79	69	38	27	42	40
1959	Seattle	8	12	2.98	28	26	12	193	167	82	64	78	155
	Cincinnati	0	0	6.75	2	0	0	8	11	10	6	9	3
1960	Cincinnati	0	1	5.06	20	3	0	48	53	29	27	30	15
1961	Cincinnati	0	0	0.00	1	0	0	1/3	0	0	0	0	0
	Indianapolis	15	11	3.53	28	26	11	191	184	92	75	77	132
	Washington	1	1	5.00	3	3	0	18	14	11	10	9	14
1962	Washington	8	13	3.66	28	22	7	150	140	62	61	47	59
1963	Washington	9	14	3.35	40	29	8	212	222	101	79	60	109
1964	Washington	15	13	3.33	37	36	13	257	256	107	95	64	133
1965	Los Angeles	15	15	2.79	40	40	9	287	253	95	89	78	162
1966	Los Angeles	17	14	2.85	39	38	8	240	238	92	76	65	137
1967	Los Angeles	17	17	3.22	39	39	14	288	298	116	103	52	152
1968	Los Angeles	12	18	3.08	39	36	5	254	267	109	87	54	119
1969	Los Angeles	20	15	2.66	41	41	16	321	293	103	95	74	183
1970	Los Angeles	16	14	3.82	37	37	11	259	280	121	110	52	114
1971	Los Angeles	14	11	3.51	38	38	11	259	262	108	101	63	109
1972	Los Angeles	20	11	2.64	33	33	14	252	232	82	74	69	100
1973	Los Angeles	16	11	3.30	33	33	12	237	227	97	87	61	86
1974	Houston	9	9	3.69	23	21	7	139	158	67	57	47	45
	St. Louis	0	2	4.30	8	2	0	23	26	14	11	11	6
MAJOR TOTALS		189	179	3.23	504	451	135	3245	3234	1325	1169	848	1549

OSTEEN – MAJOR LEAGUE HITTING

	AVG.	AB	H	HR	RBI
1974 TOTALS	.245	53	13	0	3
LIFETIME	.188	1099	207	8	76

Last home run: July 27, 1972 vs. Houston (Jim York)

OSTEEN – WORLD SERIES RECORD

Year	Club	W	L	ERA	G	GS	CG	IP	H	R	ER	BB	SO
1965	Los Angeles	1	1	0.64	2	2	1	14	9	1	1	5	4
1966	Los Angeles	0	1	1.29	1	1	0	7	3	1	1	1	3
SERIES TOTALS		1	2	0.86	3	3	1	21	12	2	2	6	7

WILLIAM (BILL) RAYMOND PARSONS (52)

Pitcher Ht: 6-6 Wt: 210
 Bats: Right Throws: Right Born: 8-17-48 at Riverside, Cal.

BECAME CARDINAL: December 2, 1974. Bill's contract was purchased from the Oakland A's.

MAJOR LEAGUE: Tall, hard-throwing right-hander will get a shot at starting role for the Red Birds...spent most of 1974 in the minor leagues after three years with Milwaukee.

29 victories compiled in three years with Brewers ranks him third among Milwaukee pitchers in career wins...won 13 games in first major league season, 1971, and was named American League Rookie Pitcher of the Year by The Sporting News...completed 12 of 35 starts in rookie campaign and compiled a fine 3.20 ERA in 245 innings...was Brewers' top pitcher in 1972 with 13-13 record...won four of last five decisions to gain .500 mark.

BACKGROUND: Won 9 of 25 decisions for Sacramento and Tucson in 1974...got off to slow start pitching in Sacramento's "homer haven."

Compiled 11-10 record and 2.72 ERA in three years in Milwaukee farm system after being selected as seventh round pick in 1968 free agent draft.

Was high school All-American in basketball at Poly High School in Riverside, Calif.

PERSONAL: Married the former Marcy Rudd...attended the University of Utah, Riverside City College, Cal Poly, and Arizona State...enjoys all sports...lives in Tempe, Ariz.

PARSONS — COMPLETE RECORD

Year	Club	W	L	ERA	G	GS	CG	IP	H	R	ER	BB	SO
1968	Newark	2	6	4.69	11	8	0	48	48	27	25	41	54
1969	Billings	1	0	2.57	1	1	1	7	4	3	2	3	11
	Clinton	5	4	1.57	11	10	5	69	43	21	12	25	60
1970	Portland	3	0	2.25	4	4	2	28	19	7	7	10	26
1971	Milwaukee	13	17	3.20	36	35	12	245	219	95	87	93	139
1972	Milwaukee	13	13	3.91	33	30	10	214	194	102	93	68	111
1973	Milwaukee	3	6	6.75	20	17	0	60	59	50	45	67	30
1974	Sacramento	5	8	5.55	14	14	4	94	112	63	58	30	52
	Tucson	4	8	4.55	12	12	7	93	99	51	47	27	47
	Oakland	0	0	0.00	4	0	0	2	1	0	0	3	2
MAJOR TOTALS		29	36	3.89	93	82	22	521	473	247	225	231	282

PARSONS — MAJOR LEAGUE HITTING

	AVG.	AB	H	HR	RBI
1974 TOTALS			DID NOT BAT		
LIFETIME	.165	139	23	1	15

Last home run: June 15, 1971 vs. Baltimore (Jim Palmer)

KENNETH (KEN) JOHN REITZ (44)

Third Baseman Ht: 6-0 Wt: 175
 Bats: Right Throws: Right Born: 6-24-51 at San Francisco, California

BECAME CARDINAL: Signed by Cardinal scout Bill Sayles.

MAJOR LEAGUE: Raised batting average 36 points while continuing fine fielding...led National League third basemen with .974 fielding percentage for second year in a row...made 11 errors while handling 420 chances...continues to amaze with glove...labeled "The Zamboni Machine" for his ability to scoop grounders off the turf.

Got off to tremendous start with the bat...hit above .400 for the first month of the season and led the league in batting much of that time...was league batting leader as late as May 7 with .375 average...batted .417 for month of April with 7 doubles and 14 RBI...went 3-for-4 on opening night...hit Cardinals' first home run of the season, off Tom Seaver at New York in first game of April 11 doubleheader...was batting .471 after season's first 9 games...average was .337 at end of May.

Had four hits in a game twice...drove in four runs in the 13-12 win over Pittsburgh September 25...homed with two out in 9th inning to tie game at 3-3 on September 11...Cardinals and Mets battled 25 innings to a decision.

Named National League "Co-Player of the Week" with Tommy John April 22-28...for the week, Reitzie hit .583 (14-24) with 5 RBI.

Hit .370 against the Pirates and drove in 12 runs against Pittsburgh...hit 3 of his 7 homers against the Mets and batted .333 against New York...batted .349 against the Reds and .317 vs. Houston.

Led club with .323 average against lefthanded pitching.

Hit first major league homer to win May 9, 1973 game at Candlestick Park, a mile from where he grew up...singled in winning runs in 14th inning of 6-3 win at Houston August 27...hit five of six 1973 homers on the road...only Busch Stadium round tripper started Cardinal rally that saw them come from 4-0 deficit to beat Mets 7-4 on Sept. 2.

Batted .305 against the Pirates with 13 RBI and .296 vs. the Padres.

Appeared in 21 games for Cardinals in 1972, and compiled .359 batting average...had 7 hits in Sept. 8 twinbill against Mets.

BACKGROUND: Has had consistently good batting statistics during his six year professional baseball career...in his first year he hit .324 at Sarasota in the rookie Gulf Coast League and .279 at Cedar Rapids in the class A Midwest League...helped class A St. Petersburg win a divisional title in the Florida State League in 1970 with a .290 batting average and 75 RBI...in one game with St. Pete he went 4 for 4, with a grand slam homer, 8 RBI and a steal of home...in 1971 aided Arkansas in winning a division title in the Texas League...hit .271 with 53 RBI.

In 1972 with Tulsa of the triple A American Association he hit .279 with 15 homers and 66 RBI...had 17 game hitting streak...named to the American Association All-Star team.

A graduate of Jefferson High School in Daly City, Calif...played baseball, basketball, football and wrestled at Jefferson...voted Most Valuable Basketball Player his senior year and was All-League shortstop his last two years.

PERSONAL: Married the former Kathy Fiasco during the 1974 all-star break...Kathy was an usherette at the Tulsa ball park when Ken played for the Oilers...spent the winter in Tulsa, but plans to make St. Louis his home.

REITZ - COMPLETE RECORD

Year	Club	AVG.	G	AB	R	H	2B	3B	HR	RBI	BB	SO	SB
1969	Sarasota	.324	11	37	8	12	2	0	0	4	1	1	1
	Cedar Rapids	.279	35	136	7	38	8	0	2	15	1	16	1
1970	St. Petersburg	.290	127	513	51	149	33	1	6	75	17	38	1
1971	Arkansas	.271	131	505	48	137	29	0	7	53	14	57	2
1972	Tulsa	.279	118	462	52	129	26	1	15	66	21	64	1
	St. Louis	.359	21	78	5	28	4	0	0	10	2	4	0
1973	St. Louis	.235	147	426	40	100	20	2	6	42	9	25	0
1974	St. Louis	.271	154	579	48	157	28	2	7	54	23	63	0
MAJOR TOTALS		.263	322	1083	93	285	52	4	13	106	34	92	0

KENNETH (KEN) VICTOR RUDOLPH (9)

Bats: Right

Catcher
Throws: Right

Ht: 6-1

Wt: 190

Born: 12-29-46 at Rockford, Illinois

BECAME CARDINAL: October 15, 1974. The Cardinals obtained the contracts of Rudolph and pitcher Elías Sosa from the San Francisco Giants in exchange for the contract of catcher Marc Hill.

MAJOR LEAGUE: Will battle Rich Billings for the job of backing up Ted Simmons...spent the 1974 season with Giants after five years with Cubs...traded to San Francisco March 19 for pitcher Willie Prall.

Batted major league career high .259 with Giants after batting .206, .236 and .197 with Cubs...also had career highs in hits and walks...raised his career average from .202 to .217...batted over .300 after April.

Made major league debut with Cubs in 1969...after splitting 1969-70-71 seasons between Chicago and minor leagues...spent entire 1972 season with Cubs and batted .236.

First major league hit (a double) and home run won games for Cubs over Reds and Pirates respectively.

Dropped to .206 in 1973 but drove in career high 17 runs...singled in sixth inning for Cubs' only hit in late season game against Reggie Cleveland and Cardinals...threw out 10 of 20 runners trying to steal.

BACKGROUND: Signed with Chicago organization in 1965 following graduation from Cathedral High School in Los Angeles...was pitcher and infielder-outfielder in high school...once struck out 16 batters in a game...named all-league two years.

Was all-league catcher for Los Angeles City College team...named team MVP...led conference in hitting.

PERSONAL: Married Sharyl Iversen October 5, 1968...the couple has a son, Mason, age 5...enjoys golf, fishing, tennis, and art...lives in Foster City, Cal.

RUDOLPH - COMPLETE RECORD

Year	Club	AVG.	G	AB	R	H	2B	3B	HR	RBI	BB	SO	SB
1965	Treasure Valley	.205	19	73	9	15	2	1	3	15	6	29	0
	Quincy	.276	34	127	14	35	8	0	3	15	6	37	1
1966	Lodi	.263	71	243	24	64	13	4	6	35	19	54	1
1967	Lodi	.243	48	115	12	28	5	0	4	14	14	27	0
1968	San Antonio	.203	45	138	11	28	0	0	4	17	14	25	0
	Tacoma	.139	13	36	2	5	0	0	0	0	1	13	0
1969	San Antonio	.348	6	23	2	8	1	0	1	4	2	9	0
	Chicago	.206	27	34	7	7	1	0	1	6	6	11	0
1970	Chicago	.100	20	40	1	4	1	0	0	2	1	12	0
	San Antonio	.250	36	120	11	30	6	1	0	7	14	28	0
1971	Tacoma	.285	57	179	19	51	13	0	3	32	17	28	0
	Chicago	.197	25	76	5	15	3	0	0	7	6	20	0
1972	Chicago	.236	42	106	10	25	1	1	2	9	6	14	1
1973	Chicago	.206	64	170	12	35	8	1	2	17	7	25	1
1974	San Francisco	.259	57	158	11	41	3	0	0	10	21	15	0
MAJOR TOTALS		.217	235	584	46	127	17	2	5	51	47	117	2

RAYMOND (RAY) MICHAEL SADECKI (37)

Pitcher **Ht: 6-0** **Wt: 195**
Bats: Left **Throws: Left** **Born: 12-26-40 at Kansas City, Kansas**

BECAME CARDINAL: October 12, 1974. The Cardinals got the contracts of Sadecki and pitcher Tommy Moore from the New York Mets in exchange for the contract of infielder Joe Torre.

MAJOR LEAGUE: Returns to the club that originally signed him...ranks sixth among active National League pitchers in career victories, trailing only teammates Bob Gibson and Claude Osteen, Tom Seaver, Don Sutton, and Steve Carlton...teams with Gibson and Osteen to give Cardinals pitching trio with 533 N.L. wins.

Should fill reliever-spot starter role he played with Mets in 1974...was New York's most consistent pitcher...8 victories were his highest total since 1970...one of his three complete games was a shutout, bringing his career total to 20.

Originally signed with Cardinal organization in 1958...made major league debut in 1961 and won 14 games...was 20-11 in leading Red Birds to 1964 pennant...traded to San Francisco in May, 1966 for Orlando Cededa...swap came following final game at old Busch Stadium.

Won 34 games in 3½ seasons with San Francisco...was 12-18 in 1968, coming out on short end of 8 shutouts...established career highs in strikeouts, innings and complete games in '68, in addition to hurling 6 shutouts.

Traded to Mets in December, 1969 with Dave Marshall for Jim Gosger and Bob Heise...served as spot starter and reliever in all five seasons at New York...appeared in four games of 1973 World Series and allowed just 1 run...saved fourth game Met win.

BACKGROUND: Won 9 games in first professional season and 13 in second...completed 11 of 16 starts in pro debut at Winnipeg in 1958...allowed just 72 hits in 132 innings.

PERSONAL: Married Diane Bush July 13, 1960...the couple has two children, Susan, 8, and Stephen, 4...lives in Kansas City, Kan.

SADECKI – COMPLETE RECORD

Year	Club	W	L	ERA	G	GS	CG	IP	H	R	ER	BB	SO
1958	Winnipeg	9	7	3.34	19	16	11	132	72	59	49	129	174
1959	Omaha	13	9	4.06	31	28	9	193	164	98	87	145	175
1960	Rochester	2	1	1.76	6	5	3	41	27	14	8	27	23
1961	St. Louis	14	10	3.71	31	31	13	223	196	100	92	102	114
1962	St. Louis	6	8	5.56	22	17	4	102	121	74	63	43	50
	Atlanta	7	1	2.55	9	7	4	60	51	18	17	34	39
1963	St. Louis	10	10	4.10	36	28	4	193	198	100	88	78	136
1964	St. Louis	20	11	3.68	37	32	9	220	232	104	90	60	119
1965	St. Louis	6	15	5.20	36	28	4	173	192	107	100	64	122
1966	St. Louis – San Francisco	5	8	4.81	31	22	4	129	141	91	69	48	83
1967	San Francisco	12	6	2.78	35	24	10	188	165	65	58	58	145
1968	San Francisco	12	18	2.91	38	36	13	254	225	94	82	70	206
1969	San Francisco	5	8	4.24	29	17	4	138	137	73	65	53	104
1970	New York	8	4	3.88	28	19	4	139	134	67	60	52	89
1971	New York	7	7	2.93	34	20	5	163	139	56	53	44	120
1972	New York	2	1	3.09	34	2	0	76	73	33	26	31	38
1973	New York	5	4	3.38	31	11	1	117	109	47	44	41	87
1974	New York	8	8	3.41	34	10	3	103	107	49	39	35	46
MAJOR TOTALS		129	127	3.77	482	297	78	2375	2317	1140	995	865	1554

SADECKI – MAJOR LEAGUE HITTING

	AVG.	AB	H	HR	RBI
1974 TOTALS	.259	27	7	0	2
LIFETIME	.190	717	136	5	52

Last home run: May 28, 1969 vs. Chicago (Ken Holtzman)

SADECKI – WORLD SERIES RECORD

Year	Club	W	L	ERA	G	GS	CG	IP	H	R	ER	BB	SO
1964	St. Louis	1	0	8.53	2	2	0	6	12	7	6	5	2
1973	New York	0	0	1.80	4	0	0	5	5	1	1	1	6
SERIES TOTALS		1	0	5.73	6	2	0	11	17	8	7	6	8

TED LYLE SIMMONS (23)

Catcher Ht: 6-0 Wt: 200
 Bats: Both Throws: Right Born: 8-9-49 at Highland Park, Michigan

BECAME CARDINAL: Selected No. 1 in the 1967 free-agent draft. Signed by Cardinal scout Mo Mozzali.

MAJOR LEAGUE: Dropped from .300 batting averages of past three seasons but set new career highs in home runs and RBI...led club in doubles and RBI...tied for lead with 12 game-winning RBI.

Teamed with Reggie Smith for switch-hitting duo with 20 homers and 100 RBI's each...set new club record for home runs by a catcher...17 of 20 homers and 95 of 103 RBI came while catching...had four hits in a game twice and four RBI in a game four times...had team's longest hitting streak for second straight year...hit safely in 15 consecutive games from April 5-20.

Hit two homers against Mets May 15...hit only Cardinals' grand-slam of the season...blast off Dodgers' Geoff Zahn provided 5-3 victory on Ted's birthday, August 9.

1 Hammered Cubs' pitching for 5 homers, 23 RBI and .466 average...batted .323 against Mets with 2 homers and 11 RBI...drove in 15 runs against Expos and 14 vs. Pirates...12 of his homers and 71 RBI came against Eastern Division teams.

Homered against every N.L. team except Houston and San Francisco.

Appeared in 12 games at first base...was 1-for-2 as pinch-hitter.

Finished fifth in the league in RBI behind Bench, Schmidt, Garvey and Wynn...was second to Bench in home runs and RBI among N.L. catchers...tied for 7th in the league in doubles.

Started slowly as right-handed batter...was hitting .208 against southpaws on August 1... went 19-61 (.311) the rest of the season to finish at .241.

Was chosen for '74 All-Star game but did not play.

Twice named National League "Player of The Week"...May 13-19 (13-24, .542, 3 homers, 10 RBI, 9 runs scored)...September 3-9 (10-22, .455, 5 RBI, 5 doubles).

Led Red Birds in many offensive categories in 1973, including games, average, doubles, runs batted in...tied for homer lead...second in hits...led team in percentage in advancing base runners.

Hit above .300 for third straight year with major league career high .310...also set major league highs in games, at bats, hits, and walks.

One of top switch-hitters in baseball...hit above .300 from both sides of the plate for the first time in his major league career.

Missed only one game in '73...appeared in six games at first base, two in rightfield, and one as a pinch-hitter...had a 19 game hitting streak, team's longest of the season, from August 19-September 8...had 7 game-winning hits.

Hit .347 on the road, .313 at night...feasted on Phillie pitching for .403 average, 3 homers and 15 RBI...hit .385 vs. Reds with 4 HR and 11 RBI...had 10 RBI each against Pirates and Expos...batted .364 against Montreal, .357 vs. Cubs, and .348 against Mets.

Accounted for one of seven homers into area created by moving in Busch Memorial Stadium fences...drove in five runs against the Pirates on June 27 and Phillies on July 2...with Joe Torre, accounted for Red Birds' only back-to-back homers of the season, in third inning of June 27 game at Pittsburgh.

.310 batting average was tops among N.L. catchers...his 91 RBI was second only to Johnny Bench among regular receivers...tied for third in the league with 36 doubles.

Selected to his second All-Star game in 1973...made first appearance at the plate and struck out against fireballing Nolan Ryan...set new Cardinal record by grounding into 29 double plays.

His .303 average for '72 topped regular N.L. catchers (was 9th best overall) and his 96 RBI were second only to Johnny Bench among receivers...also had more hits (180) and doubles (36) than any N.L. catcher...defensively, he was third among N.L. receivers with a .991 fielding average and topped the league with 942 put outs, 78 assists, 928 total chances and 135 games caught.

Led the '72 club with 11 game-winning RBI and broke Walker Cooper's RBI record for a Cardinal catcher (81 in 1943) and Gene Oliver and Tim McCarver's home run record for a catcher (Oliver had 14 in 1962 and McCarver 14 in 1967).

Ted hit only .224 righthanded in 1971...he worked hard during the winter to build up his left arm (lead or control arm for righthanded hitter) by daily throwing a football 30 to 40 times lefthanded...also shot basketballs and hockey pucks lefthanded...continued his hard work in spring training and results showed in a .277 average against lefthanders for 1972.

Was named to his first N.L. All-Star team in '72, but didn't appear...hit two grand slams, May 10th off Dave Roberts and June 10th off Mike Caldwell...still thinks greatest thrill in baseball was catching Bob Gibson's no-hitter.

In 1971 he hit .304 with 77 runs-batted-in in spite of military duty and summer camp... only Manny Sanguillen (81) and Earl Williams (87) among major league catchers had more RBI...was fourth among regular N.L. catchers in fielding with a .989 average...had 12 game-winning RBI.

Started the 1970 season at Tulsa in the Triple A American Association, where he hit .373, then came up to the Cardinals late in May...hit .243 with the Red Birds and drove in 24 runs in 82 games.

BACKGROUND: Ted started his professional baseball career with Sarasota and Cedar Rapids in 1967, then put together two remarkable minor league campaigns and ran away with a pocketful of awards...at Modesto in the Class A California League in 1968, he led the league in RBI's with 117 and in batting with a .331 average...he had 30 doubles, two triples and 28 home runs among his 163 hits and was named both the league's Rookie of the Year and Most Valuable Player...at Tulsa in 1969, Simmons hit .317 with 88 RBI's, 33 doubles, 16 home runs and 11 stolen bases and was named the American Association's Rookie of the Year by the

league's press corps...he also was a near-unanimous choice on the Association's All-Star team.

Competed in baseball, football and basketball (guard) at Southfield High School in Southfield, Mich...earned second team all-state honors in football as a senior, and was all-county and all-league in basketball...a fullback, he received football scholarship offers from Ohio State, Michigan, Michigan State, Purdue and Colorado.

In baseball, Ted was his high school's Most Valuable Player in both his junior and senior seasons, and was the star of the A & B Brokers, a club which won the National Junior Championship in the American Baseball Congress tournament at Johnstown, Pa., in the summer of 1966...became a switch-hitter at age 13.

PERSONAL: Majored in speech and radio-television at the University of Michigan, but hasn't received a degree as yet...Ted is the youngest of four children...married the former Maryanne Ellison May 2, 1970, and they have one son - Jon MacArthur, 4.

Co-hosted "The Hot Stove League" radio show on KMOX with Al Hrabosky.

SIMMONS - COMPLETE RECORD

Year	Club	AVG.	G	AB	R	H	2B	3B	HR	RBI	BB	SO	SB
1967	Sarasota	.350	6	20	5	7	1	1	2	8	3	2	1
	Cedar Rapids	.269	47	171	15	46	11	2	4	34	19	21	1
1968	Modesto	.331	136	493	86	163	30	2	28	117	66	71	7
	St. Louis	.333	2	3	0	1	0	0	0	0	1	1	0
1969	Tulsa	.317	129	499	80	158	33	4	16	88	38	74	11
	St. Louis	.214	5	14	0	3	0	1	0	3	1	1	0
1970	Tulsa	.373	15	51	10	19	4	1	1	8	11	2	1
	St. Louis	.243	82	284	29	69	8	2	3	24	37	37	2
1971	St. Louis	.304	133	510	64	155	32	4	7	77	36	50	1
1972	St. Louis	.303	152	594	70	180	36	6	16	96	29	57	1
1973	St. Louis	.310	161	619	62	192	36	2	13	91	61	47	2
1974	St. Louis	.272	152	599	66	163	33	6	20	103	47	35	0
MAJOR TOTALS		.291	687	2623	291	763	145	21	59	394	212	228	6

SIMMONS - ALL-STAR GAME RECORD

Year	League	AVG.	AB	R	H	2B	3B	HR	RBI	BB	SO	SB
1972	National				DID NOT APPEAR							
1973	National	.000	1	0	0	0	0	0	0	0	1	0
1974	National				DID NOT APPEAR							
ALL-STAR TOTALS		.000	1	0	0	0	0	0	0	0	1	0

SIMMONS - SWITCHHITTING

Year		AVG.	AB	H	2B	3B	HR	RBI	BB	SO
1968	LH	.000	0	0	0	0	0	0	0	0
	RH	.333	3	1	0	0	0	0	1	1
1969	LH	.200	10	2	0	1	0	2	0	1
	RH	.250	4	1	0	0	0	1	1	0
1970	LH	.268	213	57	8	1	2	19	28	23
	RH	.169	17	12	0	1	1	5	9	14
1971	LH	.339	354	120	25	3	5	57	23	24
	RH	.224	156	35	7	1	2	20	13	26
1972	LH	.314	417	131	25	4	11	61	19	39
	RH	.277	177	49	11	2	5	35	10	18
1973	LH	.313	399	125	31	2	8	59	43	29
	RH	.305	220	67	5	0	5	32	18	18
1974	LH	.287	408	117	26	4	15	78	27	22
	RH	.241	191	46	7	2	5	25	20	13
CAREER TOTALS		LH .306	1802	552	115	15	41	276	140	138
		RH .257	821	211	30	6	18	118	72	90

TED CRAWFORD SIZEMORE (41)

Second Baseman Ht: 5-10 Wt: 165
Bats: Right Throws: Right Born: 4-15-46 at Gadsden, Alabama

BECAME CARDINAL: October 5, 1970 in trade with the Los Angeles Dodgers. The Cardinals obtained the contracts of Sizemore and catcher Bob Stinson in exchange for the contract of first baseman Dick Allen.

MAJOR LEAGUE: Lou Brock's "partner in crime"...was at the plate for many of Lou's record 118 stolen bases in 1974...delicate job of batting behind Brock contributed to batting average drop to .250...says Brock, "You have to have the right man batting behind you. I do. Ted Sizemore. He has to be unselfish, because hitting behind me isn't going to do any good for his batting average. He's going to be distracted by me instead of giving his complete concentration to the pitcher."...saluted by Brock during ceremony following 105th stolen base.

On disabled list from July 4-20 for groin inflammation and subsequent surgery...Cardinal record in that time was 4-13.

Had 7 game-winning hits...hit 2 homers, both against the Cubs...the second provided 5-4 win July 28...batted .329 against the Pirates with 8 RBI...hit .292 against Dodgers...batted .333 for month of April and drove in 15 runs.

Stole 8 bases to finish third on team behind Brock and McBride...led club with 18 sacrifice hits...established career high with 70 walks.

Established major league record with Felix Millan for longest errorless game at second base, in 25 inning contest at New York September 11.

Struck out just 37 times in 504 at bats (once every 14 times) to again lead club.

Had best year as Cardinal in 1973... .282 batting average was second highest of major league career...established career high with 54 RBI...led National League with 25 sacrifice hits... was only bright spot offensively in early part of season...was leading team with .333 batting average and 9 RBI when sidelined with pulled hamstring...on disabled list from April 26-May 14.

Hit .350 against Cubs, .329 vs. Pirates, and .320 against Padres...only 1973 homer came in victory at Atlanta August 22...led regulars again in striking out only 34 times in 521 at-bats (once every 15 times).

Ted repeated his '71 batting average of .264 in 1972, but played in 15 fewer games because of several injuries (knee and pulled hamstring)...was still an effective hitter as he tied for second place in game-winning RBI list with 9.

Had best big-league year in stolen bases in '72, succeeding on 8 of 11 attempts...again struck out fewer times (36) than any Cardinal regular, whiffing only once every 13 trips to the plate.

Started the '71 season at shortstop, but nagging wrist injury forced him from lineup and when he returned, gravitated to second base...was in outfield for 15 games in '71...had a 43 game errorless streak at second base and the outfield from July 29 to Sept. 23.

Struck out fewer times (26) than any Cardinal regular...was the fifth toughest to fan in the National League, striking out only once every 20 times at bat.

Was the National League's Rookie of the Year in 1969, receiving 14 of the 24 votes cast by the Baseball Writers' Association of America...as a rookie, he hit .271 and drove in 46 runs... started that season as the Dodgers' shortstop, but was switched to second base after Maury Wills was acquired in trade from the Montreal Expos...proved to be an outstanding clutch hitter in '69, coming to bat nine times with the bases filled and collecting eight hits in a row in that situation.

Was bothered in 1970 by a torn muscle in his right thigh - suffered in a spring-training collision with outfielder Andy Kosco - and was on the disabled list 21 days, but still hit .306 and had 34 runs-batted-in in 96 games.

BACKGROUND: Started in the Dodger organization as a catcher...suffered a broken hand after being hit by a foul tip and returned to play as an outfielder at Spokane in 1968... was converted to a second baseman (the Dodgers thought he was too small to be a catcher) at the Arizona Instructional League in the fall of '68, then Walt Alston put him at shortstop in the 1969 opener.

Born in Gadsden, Ala., but his family moved to Detroit when he was two...at Pershing High School in Detroit, he earned all-city honors three years as a baseball catcher and two years each as a football halfback and a basketball guard...basketball team was runnerup in the state meet his junior year and one of his teammates was Mel Daniels, now a professional cage standout...went to the University of Michigan at Ann Arbor on an athletic scholarship, but dropped basketball and concentrated on baseball...was an All-Big Ten catcher in both 1965 and '66 and was a district All-American in '66...received a bachelor of science degree

in education from Michigan in January, 1968.

Had a short but impressive stay in the minors, hitting .330 for Tri-City in the Northwest League in 1966, .295 for Albuquerque of the Texas League in 1967 and .314 with Spokane of the Pacific Coast League in '68.

PERSONAL: Married the former Gloria Barchi on Oct. 2, 1965, and they have two children - Tony, 7, and Nicole, 5...he's the oldest of four children...hobbies are golf, chess and working around the house...lives in Brea, Calif., during the off-season and works as marketing representative for soft-drink firm.

SIZEMORE - COMPLETE RECORD

Year	Club	AVG.	G	AB	R	H	2B	3B	HR	RBI	BB	SO	SB
1966	Tri-City	.330	58	191	34	63	8	2	4	37	37	16	8
1967	Albuquerque	.295	131	440	53	130	21	4	5	61	31	43	5
1968	Spokane	.314	81	258	35	81	11	4	0	34	20	14	8
1969	Los Angeles	.271	159	590	69	160	20	5	4	46	45	40	5
1970	Los Angeles	.306	96	340	40	104	10	1	1	34	34	19	5
1971	St. Louis	.264	135	478	53	126	14	5	3	42	42	26	4
1972	St. Louis	.264	120	439	53	116	17	4	2	38	37	36	8
1973	St. Louis	.282	142	521	69	147	22	1	1	54	68	34	6
1974	St. Louis	.250	129	504	68	126	17	0	2	47	70	37	8
MAJOR TOTALS		.271	781	2872	352	779	100	16	13	261	296	192	36

CARL REGINALD (REGGIE) SMITH (7)

Outfielder **Ht: 6-0** **Wt: 195**
Bats: Both **Throws: Right** **Born: 4-2-45 at Shreveport, Louisiana**

BECAME CARDINAL: October 26, 1973. The Cardinals got the contracts of Smith and pitcher Ken Tatum from the Boston Red Sox in exchange for the contracts of pitcher Rick Wise and outfielder Bernie Carbo.

MAJOR LEAGUE: Reached 100 RBI mark for first time in career and hammered 23 home runs to lead club in that department...led club in walks as opponents frequently pitched around him.

Compiled slugging average of .528 to finish third in the league behind Mike Schmidt and Willie Stargell...figure was fourth highest in the major leagues.

Hit .309 to tie McBride for team lead and finish 8th in the league...average tied career high...led club in triples and was second in RBI...tied for sixth in the league in triples, despite playing much of the season on injured legs...missed 19 games completely and just pinch-hit in 10 others because of various muscle injuries in his legs.

Homered twice in a game three of the four times it was accomplished by the Cardinals last season...hit two homers in a game twice at Philadelphia's Veterans' Stadium...had 4 RBI in a game 6 times...tied Simmons in leading club with 12 game-winning hits.

Beat Giants with two-run homer in 9th on August 17...homered against every N.L. team except Pittsburgh and Atlanta...was involved both times Red Birds hit back-to-back homers last season...teamed with Tom Heintzelman against Mets May 15 and with Ted Simmons against Dodgers May 27...had four hits against the Pirates April 12.

Batted .320 lefthanded and .291 righthanded...hit four homers against both Phillies and Expos...batted .370 with 12 RBI against Philadelphia and .366 with 13 RBI vs. Montreal...hit .413 against Cincinnati, .381 vs. San Diego, and .353 against Atlanta.

Hit 14 of his home runs at Busch Memorial Stadium...was club's leading home run hitter at home and on road...accounted for all 4 St. Louis homers at Philadelphia in '74...hit 2 homers and a triple and drove in all 4 runs in 4-3 win July 30.

Had 10 game hitting streak from May 26-June 6...during that time he batted .441 (15-34) with 8 doubles, 4 homers and 16 RBI.

Hit only home run in 1974 All-Star Game (off Catfish Hunter).

Led Boston regulars in batting in 1973 with a .303 average...hit .339 righthanded and .290 from the left side.

ST. LOUIS CARDINALS

MANAGER: RED S

NO.	NAME	B	T	HT	WGT	DATE & PLACE OF BIRTH	R
PITCHERS (17)							
40	BARE, RAY	R	R	6-2	195	4-15-49 Miami, Florida	M
49	CAPILLA, DOUG	L	L	5-10	175	1-7-52 Honolulu, Hawaii	S
48	COVERT, MARK	R	R	6-4	200	5-5-52 Boulder, Colorado	A
22	CURTIS, JOHN	L	L	6-2	185	3-9-48 Newton, Mass.	G
36	DENNY, JOHN	R	R	6-3	185	11-8-52 Prescott, Arizona	PH
31	FORSCH, BOB	R	R	6-4	200	1-13-50 Sacramento, Calif.	S
43	GARMAN, MIKE	R	R	6-3	200	9-16-49 Caldwell, Idaho	C
45	GIBSON, BOB	R	R	6-1	195	11-9-35 Omaha, Nebraska	B
42	GONZALEZ, TONY	L	L	6-1	190	10-1-53 Barahona, Dom. Rep.	B
39	HRABOSKY, AL	R	L	5-11	180	7-21-49 Oakland, Calif.	S
47	McGLOTHEN, LYNN	L	R	6-2	195	3-27-50 Monroe, La.	S
27	MOORE, TOMMY	R	R	5-11	175	7-7-48 Lynwood, Calif.	D
34	OSTEEN, CLAUDE	L	L	6-0	175	8-9-39 Caney Springs, Tenn.	A
52	PARSONS, BILL	R	R	6-6	210	8-17-48 Riverside, Calif.	T
37	SADECKI, RAY	L	L	6-0	195	12-26-40 Kansas City, Kansas	K
38	SOSA, ELIAS	R	R	6-2	190	6-10-50 La Vega, Dom. Rep.	S
35	TERLECKY, GREG	R	R	6-3	195	3-20-52 Culver City, Calif.	W
CATCHERS (3)							
12	BILLINGS, RICH	R	R	6-1	190	12-4-42 Detroit, Michigan	IR
9	RUDOLPH, KEN	R	R	6-1	190	12-29-46 Rockford, Illinois	F
23	SIMMONS, TED	B	R	6-0	200	8-9-49 Highland Park, Mich.	S
FIRST BASEMEN (2)							
15	FAIRLY, RON	L	L	5-10	180	7-12-38 Macon, Georgia	V
18	HERNANDEZ, KEITH	L	L	6-0	185	10-20-53 San Francisco, Calif.	M
INFIELDERS (6)							
5	BRINKMAN, ED	R	R	6-0	170	12-8-41 Cincinnati, Ohio	C
32	HUNT, RON	R	R	6-0	180	2-23-41 St. Louis, Mo.	W
19	MARTINEZ, TEDDY	R	R	6-0	165	12-10-47 Central Barahona, D.R.	S
44	REITZ, KEN	R	R	6-0	175	6-24-51 San Francisco, Calif.	T
41	SIZEMORE, TED	R	R	5-10	165	4-15-46 Gadsden, Alabama	B
10	TYSON, MIKE	R	R	5-9	170	1-13-50 Rocky Mount, N.C.	S
OUTFIELDERS (10)							
20	BROCK, LOU	L	L	5-11	170	6-18-39 El Dorado, Ark.	S
11	CRUZ, HECTOR	R	R	5-11	175	4-2-53 Arroyo, Puerto Rico	A
25	DWYER, JIM	L	L	5-10	175	1-3-50 Evergreen Park, Ill.	C
24	GODBY, DANNY	R	R	6-0	185	11-4-46 Logan, West Virginia	C
28	HERNDON, LARRY	R	R	6-3	190	11-3-53 Sunflower, Miss.	M
16	LINDSEY, JOE	L	R	6-2	195	9-1-50 Birmingham, Alabama	C
21	McBRIDE, BAKE	L	R	6-2	190	2-3-49 Fulton, Mo.	S
26	MELENDEZ, LUIS	R	R	6-0	180	8-11-49 Aibonito, Puerto Rico	A
29	MUMPHREY, JERRY	B	R	6-2	185	9-9-52 Tyler, Texas	T
7	SMITH, REGGIE	B	R	6-0	195	4-2-45 Shreveport, La.	S
NON-ROSTER PLAYERS							
55	TAMARGO, JOHN	B	R	5-10	170	11-8-51 Tampa, Florida	T
56	ZIMMER, TOM	R	R	5-8	170	6-30-52 Mobile, Alabama	S

*Led league

COACHES: VERN BENSON (8), GEORGE KISSELL (3), JOHNNY

ALS 1975 ROSTER

CHOENDIENST (2)

RESIDENCE	1974 CLUB	W	L	ERA	G	GS	IP	H	BB	SO
Miami, Fla.	Tulsa	12	4	*2.34	19	19	127	111	44	67
	St. Louis	1	2	6.00	10	3	24	25	9	6
San Jose, Calif.	Arkansas	6	6	6.14	20	18	88	87	84	78
Wray, Colorado	Modesto	10	10	5.13	25	25	158	149	164	154
Greenville, S. Carolina	St. Louis	10	14	3.78	33	29	195	199	83	89
Scottsdale, Arizona	Tulsa	9	8	3.74	21	21	132	127	57	79
	St. Louis	0	0	0.00	2	0	2	3	0	1
Sacramento, Calif.	Tulsa	8	5	3.68	15	14	103	95	33	71
	St. Louis	7	4	2.97	19	14	100	84	34	39
Boise, Idaho	St. Louis	7	2	2.63	64	0	82	66	27	45
Bellevue, Nebraska	St. Louis	11	13	3.83	33	33	240	236	104	129
Lawton, Okla.	Arkansas	9	9	3.74	23	23	125	131	86	82
St. Louis, Mo.	St. Louis	8	1	2.97	65	0	88	71	38	82
St. Louis, Mo.	St. Louis	16	12	2.70	31	31	237	212	89	142
Weslaco, Tex.	Tidewater	7	12	3.23	26	26	162	*147	103	131
Harrisville, Pa.	Houston	9	9	3.69	23	21	139	158	47	45
	St. Louis	0	2	4.30	8	2	23	26	11	6
Tempe, Arizona	Sacramento	5	8	5.55	14	14	94	112	30	52
	Tucson	4	8	4.55	12	12	93	99	27	47
Kansas City, Kansas	Oakland	0	0	0.00	4	0	2	1	3	2
	New York (N)	8	8	3.41	34	10	103	107	35	46
San Mateo, Calif.	San Francisco	9	7	3.48	68	0	101	94	45	48
West Covina, Calif.	Tulsa	10	13	4.98	26	26	161	196	62	76
		AVG.	G	AB	H	2B	3B	HR	RBI	SB
Livingston, Texas	Texas	.226	16	31	7	1	0	0	0	2
	Tulsa	.227	13	44	10	1	0	1	3	0
San Francisco, Calif.	St. Louis	.200	1	5	1	0	0	0	0	0
	San Francisco	.259	57	158	41	3	0	0	10	0
St. Louis, Mo.	St. Louis	.272	152	599	163	33	6	20	103	0
		AVG.	G	AB	H	2B	3B	HR	RBI	SB
San Nuys, Calif.	Montreal	.245	101	282	69	9	1	12	43	2
Fullerton, Calif.	Tulsa	*.351	102	353	124	18	6	14	63	0
	St. Louis	.294	14	34	10	1	2	0	2	0
		AVG.	G	AB	H	2B	3B	HR	RBI	SB
Cincinnati, Ohio	Detroit	.221	153	502	111	15	3	14	54	2
Springfield, Mo.	Montreal	.268	115	403	108	15	0	0	26	2
	St. Louis	.174	12	23	4	0	0	0	0	0
San Antonio, Dom. Rep.	New York (N)	.219	116	334	73	15	7	2	43	3
Tulsa, Oklahoma	St. Louis	.271	154	579	157	28	2	7	54	0
San Diego, California	St. Louis	.250	129	504	126	17	0	2	47	8
St. Louis, Mo.	St. Louis	.223	151	422	94	14	5	1	37	4
		AVG.	G	AB	H	2B	3B	HR	RBI	SB
St. Louis, Mo.	St. Louis	.306	153	635	194	25	7	3	48	*118
San Juan, Puerto Rico	Tulsa	.253	134	462	117	17	8	11	72	4
Chicago, Ill.	Tulsa	.336	36	119	40	7	2	1	15	1
	St. Louis	.279	74	86	24	1	0	2	11	0
Maplewood, W. Va.	Tulsa	.344	100	352	121	17	3	7	63	4
	St. Louis	.154	13	13	2	0	0	0	1	0
Memphis, Tenn.	Arkansas	.285	132	498	142	16	*10	2	41	*50
	St. Louis	1.000	12	1	1	0	0	0	0	0
Lynnton, Calif.	Arkansas	.278	134	471	131	18	*10	10	68	22
	Tulsa	1.000	1	2	2	0	0	0	0	0
St. Louis, Mo.	St. Louis	.309	150	559	173	19	5	6	56	30
San Juan, Puerto Rico	St. Louis	.218	83	124	27	4	3	0	8	2
Dallas, Texas	Arkansas	.290	130	507	147	21	6	10	54	40
	St. Louis	.000	5	2	0	0	0	0	0	0
Wareham, Mass.	St. Louis	.309	143	517	160	26	9	23	100	4
Tampa, Florida	Modesto	.267	90	24	5	0	2	9	0	0
	Arkansas	.000	1	1	0	0	0	0	0	0
	St. Petersburg	.280	8	25	7	0	1	5	0	0
St. Petersburg, Florida	Arkansas	.210	70	224	47	7	0	2	19	0

LEWIS (30), DAVE RICKETTS (14), BARNEY SCHULTZ (33)

Homered righthanded and lefthanded in the same game against Detroit April 16, 1973, for the fourth time in his career...is the only player in American League history other than Mickey Mantle (10 times) to accomplish the feat more than once...hit .322 in July with 6 HR and 15 RBI...batted .330 in September with 5 HR, and 22 RBI...struck out only 4 times in 94 at bats in Sept...hit .333 (11-33) as designated hitter.

Signed originally by Minnesota Twins but was drafted in 1963 by Red Sox...reached the big leagues to stay in 1967...hit 2 homers against the Cardinals in the '67 World Series...hit career high .309 in 1969...named to All-Star team for the first time in '69.

Had perhaps best year in 1971 when he set career highs in homers (30) while leading the league with 33 doubles, and driving in 96 runs.

Is a fine defensive outfielder with strong throwing arm...named to The Sporting News all-star fielding team in 1968...tied for league lead in assists with 15 in 1970.

BACKGROUND: Was All-State in both football and baseball at Centennial High School in Compton, Cal., intercepted four passes in one football game...had three year batting average of .406...played on same team with numerous major leaguers including Bobby Tolan, Bob Watson, and the late Don Wilson.

Hit .257 with 8 HR and 37 RBI in first pro season in 1963...led International League in batting with .320 average for Toronto in 1966...had 18 HR and 80 RBI that year...made debut with Red Sox at end of '66 season.

PERSONAL: Married the former Ernestine Mary Alexander on Sept. 6, 1964, and the couple has two children, Carl Jr., 6, and Nicole LaShann, 3...enjoys playing tennis and has court in back yard of his home in Sharon, Mass...has four brothers and three sisters.

SMITH - COMPLETE RECORD

Year	Club	AVG.	G	AB	R	H	2B	3B	HR	RBI	BB	SO	SB
1963	Wytheville	.257	66	253	59	65	8	3	8	37	44	69	14
1964	Reading	.128	17	47	6	6	1	0	0	4	5	12	1
	Waterloo	.318	87	308	63	98	18	5	15	60	49	68	18
1965	Pittsfield	.259	130	499	85	129	23	14	8	64	66	69	18
1966	Toronto	.320	143	506	86	162	30	9	18	80	39	73	13
	Boston	.154	6	26	1	4	1	0	0	0	0	5	0
1967	Boston	.246	158	565	78	139	24	6	15	61	57	95	16
1968	Boston	.265	155	558	78	148	37	5	15	69	64	76	22
1969	Boston	.309	143	543	87	168	29	7	25	93	54	67	7
1970	Boston	.303	147	580	109	176	32	7	22	74	51	60	10
1971	Boston	.283	159	618	85	175	33	2	30	96	63	82	11
1972	Boston	.270	131	467	75	126	25	4	21	74	68	63	15
1973	Boston	.303	115	423	79	128	23	7	21	69	68	49	3
1974	St. Louis	.309	143	517	79	160	26	7	23	100	71	70	4
MAJOR TOTALS		.285	1157	4297	671	1224	230	67	172	636	496	567	88

SMITH - ALL-STAR GAME RECORD

Year	League	AVG.	AB	R	H	2B	3B	HR	RBI	BB	SO
1969	American	.000	1	1	0	0	0	0	0	0	0
1972	American	.000	1	0	0	0	0	0	0	0	1
1974	National	.500	2	1	1	0	0	1	1	0	0
ALL-STAR TOTAL		.250	4	2	1	0	0	1	1	0	1

SMITH - WORLD SERIES RECORD

Year	Club	AVG.	G	AB	R	H	2B	3B	HR	RBI	BB	SO
1967	Boston	.250	7	24	3	6	1	0	2	3	2	3

SMITH — SWITCHHITTING

		AVG.	AB	H	HR	RBI
1966		NO RECORDS AVAILABLE IN 26 AB				
1967	LH	.237	448	106	11	47
	RH	.282	117	33	4	14
1968	LH	.270	423	114	12	54
	RH	.252	135	34	3	15
1969	LH	.291	375	109	18	58
	RH	.351	168	59	7	35
1970	LH	.304	401	122	20	57
	RH	.302	179	54	2	17
1971	LH	.276	450	124	26	75
	RH	.304	168	51	4	21
1972	LH	.268	314	84	16	50
	RH	.275	153	42	5	24
1973	LH	.290	314	91	17	50
	RH	.339	109	37	4	19
1974	LH	.320	328	105	17	68
	RH	.291	189	55	6	32
CAREER	LH	.277	3053	845	137	439
TOTALS	RH	.300	1218	365	35	177

ELIAS SOSA (38)

Bats: Right **Pitcher** **Ht:** 6-2 **Wt:** 190
Throws: Right **Born:** 6-10-50 at La Vega, Dominican Republic

BECAME CARDINAL: October 15, 1974. The Cardinals got the contracts of Sosa and catcher Ken Rudolph from the San Francisco Giants in exchange for the contract of catcher Marc Hill.

MAJOR LEAGUE: Should team with Al Hrabosky to give Cardinals one of baseball's best right-left bullpen combinations...he's won 19 games and saved 24 in a little more than two seasons in the majors.

Appeared in 68 games in 1974, a total higher than any Cardinal pitcher and three short of his Giants' record-tying 71 appearances in 1973.

Got off to great start in 1974...had 2.31 ERA at end of July...in 5 appearances against the Cardinals last season, Sosa pitched 9.1 innings, allowed just three hits and 1 run, struck out 5 and gained two saves.

Had 18 saves and a 2.88 ERA as a reliever for the Giants in 1973...made one start and allowed 6 runs in 3.2 innings against Cincinnati to inflate his ERA...finished third in Rookie of the Year balloting...was 5-1 after all-star break with 9 saves and 2.49 ERA.

Appeared in 8 games in late-season trial with Giants in 1972.

BACKGROUND: Made steady progress through Giants' farm system after signing in 1968...finished second in ERA in California League with 3.32 mark at Fresno in 1971...was 10-2 with 2.93 ERA at Phoenix in '72 to earn promotion to Giants.

PERSONAL: Lives in Santo Domingo...pronounces his first name E-lee-us.

SOSA — COMPLETE RECORD

Year	Club	W	L	ERA	G	GS	CG	IP	H	R	ER	BB	SO
1968	Salt Lake City	0	5	8.00	8	5	0	18	33	32	16	14	15
1969	Decatur	0	1	4.50	9	3	0	22	27	13	11	17	24
	Great Falls	0	2	6.00	14	2	0	27	22	21	18	22	38
1970	Amarillo	0	0	1.80	3	0	0	5	3	2	1	4	2
	Fresno	6	8	5.12	21	15	3	102	119	66	58	39	95
1971	Fresno	12	9	3.32	31	19	8	152	140	68	56	48	124
1972	Phoenix	10	2	2.93	55	4	1	120	123	40	39	44	92
	San Francisco	0	1	2.25	8	0	0	16	10	4	4	12	10
1973	San Francisco	10	4	3.28	71	1	0	107	95	42	39	41	70
1974	San Francisco	9	7	3.48	68	0	0	101	94	54	39	45	48
MAJOR TOTALS		19	12	3.29	147	1	0	224	199	100	82	98	128

SOSA - MAJOR LEAGUE HITTING

	AVG.	AB	H	HR	RBI
1974 TOTALS	.067	15	1	0	0
LIFETIME	.061	33	2	0	1

GREGORY (GREG) JOHN TERLECKY (35)

Pitcher **Ht: 6-3** **Wt: 195**
Bats: Right **Throws: Right** **Born: 3-20-52 at Culver City, California**

BECAME CARDINAL: No. 5 pick in June, 1970 free-agent draft...signed by Cardinal scouts Harrison Wickel and Angel Figueroa.

BACKGROUND: Won 10 games for second straight year...completed 10 of 26 starts, matching combined complete game totals for past two seasons...was 3-0 vs. Omaha.

Possesses good curve and fast ball...beat every club in the American Association at least once in 1973 as he won a career high 10 games in only his third pro season...broke into baseball in 1971 at the double A level with Arkansas of the Texas League...is considered fine prospect, but needs experience.

At Covina, Calif., High School he was twice named MVP in baseball and was selected on the All Sierra League team...in basketball he was captain and MVP as well as All League...was a member of the 1970 West Covina team that won the American Legion National Championship at Klamath Falls, Oregon...had a 19-2 record for that team.

PERSONAL: Attended the University of Oregon...hobbies are hooked rugs, golf, and reading...married the former Donna Jane Snyder on October 25, 1974...lives in West Covina, Cal.

TERLECKY - COMPLETE RECORD

Year	Club	W	L	ERA	G	GS	CG	IP	H	R	ER	BB	SO
1971	Arkansas	3	2	2.71	15	12	2	73	73	24	22	23	55
1972	Tulsa	6	11	4.80	27	27	4	152	162	88	81	62	124
1973	Tulsa	10	10	5.34	27	27	6	157	197	103	93	54	88
1974	Tulsa	10	13	4.98	26	26	10	161	196	99	89	62	76

MICHAEL (MIKE) RAY TYSON (10)

Shortstop **Ht: 5-9** **Wt: 170**
Bats: Right **Throws: Right** **Born: 1-1-3-50 at Rocky Mount, North Carolina**

BECAME CARDINAL: Signed by Cardinal scout Chase Riddle. (No. 3 pick in Jan. '70)

MAJOR LEAGUE: Cardinals' starting shortstop in 1974...will face competition from newcomer Eddie Brinkman for 1975 starting role.

Average dropped in '74, but RBI's increased...appeared in all but 10 games...batted .360 against Houston and .344 vs. San Diego...hit second major league home run in victory at Chicago September 27...had 4 game-winning hits.

Did good job on defense filling in for Sizemore at second base...is considered fine second basemen.

Teamed with Sizemore and Torre to set new club record for double plays turned over (191).

Hit first major league homer June 18, 1973 to give Cardinals rain-shortened five-inning 1-0 win over Expos...hit .300 against Cubs, including 4 hits in 7 at-bats during Red Birds' two-game sweep over then first-place Cubs May 16 and 17 at Wrigley Field...had six game-winning hits.

Named Cardinal Rookie of the Year by the St. Louis chapter of the BBWAA.

Appeared in 13 games at second base for Cardinals at end of 1972 season...handled 52 total chances and made only one error.

BACKGROUND: Broke into professional baseball in 1970 with St. Petersburg of the class A Florida State League...moved to Modesto in 1971 and in 1972, made the big jump to triple A in good style...led American Association second baseman with a .983 fielding average... had 50 RBI to go with a .232 batting average...hit all three '72 homers in a four game series with the Reds' Indianapolis farm club.

A graduate of Northern Nash High School in Rocky Mount, North Carolina...participated in basketball, football and track there...attended Indian River Junior College in Ft. Pierce, Florida and was named MVP in baseball there in 1970.

PERSONAL: Married St. Louisan Sandra Marie Atkins during the 1973 all-star break (July 23)...the couple lives year-round in the St. Louis County community of Florissant... enjoys relaxing and playing golf during the off-season...born on same day as Bob Forsch.

TYSON — COMPLETE RECORD

Year	Club	AVG.	G	AB	R	H	2B	3B	HR	RBI	BB	SO	SB
1970	St. Petersburg	.245	109	400	47	98	10	3	4	37	26	52	2
1971	Modesto	.239	107	326	46	78	12	1	2	26	31	62	10
1972	Tulsa	.232	132	444	39	103	14	3	3	50	38	98	2
	St. Louis	.189	13	37	1	7	1	0	0	0	1	9	0
1973	St. Louis	.243	144	469	48	114	15	4	1	33	23	66	2
1974	St. Louis	.223	151	422	35	94	14	5	1	37	22	70	4
MAJOR TOTALS		.233	308	922	84	215	30	9	2	70	46	145	6



3,000th strikeout.

FARM & SCOUTING DEPARTMENT

George Silvey..... Director of Player Procurement
 Paul Fauks Farm System and Scouting Coordinator
 Harry Walker..... Special Assignment Scout

SCOUTING SUPERVISORS

Bartosch, David Newhall, California
 Lyons, Edw. H. (Eddie) Winston-Salem, North Carolina
 McAlister, Jr., Fred..... St. Louis, Missouri
 Mozzali, Maurice J. (Mo) Louisville, Kentucky
 Riddle, Charles Ludy (Chase)..... Troy, Alabama
 Sayles, Wm. N. (Bill) Newberg, Oregon
 Smith, Hal Houston, Texas
 Thompson, Chas. L. (Tim)..... Lewiston, Pennsylvania
 Wickel, Harrison P. (Wick)..... Beverly Hills, California

*SCOUTS

Belz, James L. (Jim)..... Springfield, Illinois
 Davis, Lorenzo (Piper)..... Birmingham, Alabama
 Diaz, Robert Santo Domingo, D. R.
 DuFour, Tom South Lyon, Michigan
 Figueroa, Angel..... Hacienda Heights, California
 Harrison, Robert Long Beach, California
 Johnston, James..... San Leandro, California
 Lee, Thornton Phoenix, Arizona
 Martinez, Tony..... Miami, Florida
 Mathes, Joseph J. St. Louis, Missouri
 Melvin, Virgil Herrin, Illinois
 Negron, Carlos R. Ponce, P. R.
 Oliver, Reinaldo L. (Ray)..... Rio Piedras, Puerto Rico
 Saatzer, Rudy St. Paul, Minnesota
 Smith, Roy Salisbury, Missouri
 Trasolini, Norman Vancouver, B. C., Canada

*In August, 1974 the Cardinals joined forces with the New York Mets in a scouting combine for the purpose of scouting and evaluating free agent draft choices. Scouting at the professional level and scouting involving free agents outside the 50 states will continue to be done by each club.

FARM SYSTEM MANAGERS

KEN BOYER – Tulsa

Ken Boyer, 43, was selected by St. Louis fans as the "Greatest St. Louis Third Baseman Ever" in a 1969 contest. He completed a 17 year major league career in 1969 and the following season returned to the Cardinal organization as manager of the Cardinals' Double A Little Rock farm club, where he guided the Travelers to a second place finish in the Eastern Division of the Texas League. He served as first base coach for the Cardinals in 1971-1972 and managed one of the Cardinals' two entries at Sarasota in the rookie Gulf Coast League in 1973. At Tulsa last year Boyer piloted the Oilers to the American Association Division crown with a 76-58 record. In the playoffs, Tulsa beat the Indianapolis Reds, 4 games to 3, for the American Association Championship. That win gave Tulsa the league championship for the second straight year.

ROY MAJTYKA – Arkansas

35-year-old Roy Majtyka (ma-TEEK-a), an infielder, began his playing career in 1959 with the Cardinals' Keokuk, Iowa farm club and retired after the 1967 season at Little Rock. He managed at Lewiston in the Northwest League in 1968 and spent the 1969 and 1970 seasons at Cedar Rapids in the Midwest League. In 1971 he was named California League Manager of the Year while at Modesto. Roy moved to St. Petersburg in 1972 and the following year led the baby birds to the Northern Division title on the last day of the season and then beat West Palm Beach four games to none for the Florida State League Championship.

JACK KROL – St. Petersburg

Jack Krol, also an infielder, began his playing career with the Cardinals' Ardmore, Oklahoma farm team in 1954 and retired after playing with Burlington, N.C., in 1965. Krol has managed in the farm system since 1966 and piloted the Cardinal farm clubs at Rock Hill, S.C., Cedar Rapids, Ia., St. Petersburg, Fla., Modesto, Ca., Tulsa, Okla., and Little Rock, Ark. In 1973 the 38-year-old Krol led Tulsa to a Western Division title and then defeated the Iowa Oaks in the post-season playoffs for the American Association championship. The Oilers then dropped the Little World Series to Pawtucket, the International League Champs. Last year Krol managed the Arkansas Travelers to a second place finish in the Eastern Division of the Texas League with a 75-59 record.

TOM BURGESS – Johnson City

Tom Burgess first signed a Cardinal contract in 1946. The 46-year-old former outfielder played for eight years on the Cardinals' Rochester and Columbus farm clubs from 1953 to 1960 and appeared briefly with the Cardinals in 1954. He became a coach with Sarasota of the Gulf Coast League in 1968 and from 1969-1971 managed the Sarasota club. In 1972 he was named California League Manager of the Year as he led the Modesto Reds to the league title after a sixth place finish in the league's first half (split season). Tom managed at Arkansas in 1973 and last year piloted one of the Cardinals' two entries at Sarasota in the Rookie Gulf Coast League.

FRED KOENIG — Sarasota

Fred Koenig signed with the Cardinals in 1951 and played in the organization for 12 years. He was an all-star first baseman in two leagues, with St. Joseph, Mo., of the Western Association in 1953 and Allentown, Pa., of the Interstate League in 1954. He turned to managing in 1962 with the Cardinals' Winnipeg farm club. He also spent 1963 at Winnipeg and the following year managed at Sarasota in the Gulf Coast League. Koenig became a manager in the California Angels' farm system in 1965. He won a split-season pennant and playoff at Quad Cities in 1968 and tied for another split-season title there in 1969. He served as first base coach of the Angels in 1970 and '71. He returned to the Cardinal organization in 1972 to manage at Arkansas. He served as director of player development in 1973 and 1974.

JOE MEDWICK — Hitting Instructor

Joe (Ducky) Medwick played for the Cardinals from 1932 until June 1940 when he was traded to Brooklyn. He led the National League in RBI's in 1936 (138), 1937 (154) and 1938 (122), and collected more than 200 hits four times in his career. Ducky had a .324 major league batting average and, in 1937, was the league's Most Valuable Player by winning the triple crown with 31 homers, 154 RBIs and a .374 average. He had been with the Dodgers only a few days when he was beamed. He wasn't sidelined long and continued to hit for good averages. Ducky returned to the Red Birds in 1947 and wound up his major league career one year later. He is now the Cardinals' minor league hitting instructor, and makes his home in St. Louis. He was named to the Hall of Fame on January 23, 1968.

BOB MILLIKEN — Pitching Instructor

A member of the Cardinal organization since the end of his playing career in 1962, Bob Milliken has served as farm system pitching instructor since 1971. The 47-year-old West Virginia native pitched batting practice for the parent Cardinals in 1963-64 and served as a coach with the Red Birds from 1965-70. Bob spent the majority of his playing career in the Dodger organization. He pitched for the pennant-winning Brooklyn team in 1953, and hurled against the Yankees in that year's World Series. Milliken lives in Clearwater, Fla.

1975 FARM SYSTEM MANAGERS

Club	League	Classification	Manager
Tulsa	American Association	AAA	Ken Boyer
Arkansas	Texas	AA	Roy Majtyka
St. Petersburg	Florida State	A	Jack Krol
Johnson City	Appalachian	Rookie	Tom Burgess
Sarasota	Gulf Coast	Rookie	Fred Koenig



REVIEW: 1974 SEASON

1974 CARDINALS' FINAL STATISTICS

BATTING:	AVG.	G	AB	R	H	2B	3B	HR	RBI	SH	SF	BB	SO	SB-C	E	GI	DP
Alvarado	.139	17	36	3	5	2	0	0	1	1	1	2	6	0-0	1	1	
Billings	.200	1	5	0	1	0	0	0	0	0	0	0	1	0-0	0	0	
Brock	.306	153	635	105	194	25	7	3	48	2	1	61	88	118-33	10	8	
Cruz	.261	107	161	24	42	4	3	5	20	0	1	20	27	4-2	2	3	
DaVanon	.150	30	40	4	6	1	0	0	4	0	1	4	5	0-1	5	1	
Dwyer	.279	74	86	13	24	1	0	2	11	0	2	11	16	0-0	0	1	
Godby	.154	13	13	2	2	0	0	0	1	0	1	3	4	0-0	0	0	
Heidemann	.271	47	70	8	19	1	0	0	3	2	0	5	10	0-0	3	1	
Heintzelman	.230	38	74	10	17	4	0	1	6	0	0	9	14	0-0	2	0	
Heise	.143	3	7	0	1	0	0	0	0	0	0	0	0	0-0	0	1	
Hernandez	.294	14	34	3	10	1	2	0	2	0	0	7	8	0-0	2	1	
Herndon	1.000	12	1	3	1	0	0	0	0	0	0	0	0	0-0	0	0	
Hickman	.267	50	60	5	16	0	0	2	4	0	0	8	10	0-0	1	3	
Hill	.238	10	21	2	5	1	0	0	2	0	0	4	5	0-0	0	1	
Hunt	.263	127	426	67	112	15	0	0	26	13	0	58	19	2-5	16	6	
StL	.174	12	23	1	4	0	0	0	0	0	0	3	2	0-0	0	0	
McBride	.309	150	559	81	173	19	5	6	56	5	5	43	57	30-11	4	7	
McCarver	.217	74	106	13	23	0	1	0	11	0	5	22	6	0-1	4	2	
Melendez	.218	83	124	15	27	4	3	0	8	2	2	11	9	2-2	2	1	
Mumphrey	.000	5	2	2	0	0	0	0	0	0	0	0	0	0-0	0	0	
Papi	.250	8	4	0	1	0	0	0	1	0	0	0	0	0-0	0	0	
Reitz	.271	154	579	48	157	28	2	7	54	3	5	23	63	0-0	12	25	
Scheinblum	.333	6	6	0	2	0	0	0	0	0	0	0	1	0-0	0	0	
Simmons	.272	152	599	66	163	33	6	20	103	1	9	47	35	0-0	15	22	
RH	.241	-----	191	-----	46	7	2	5	25	0	5	20	13	-----	-----	7	
LH	.287	-----	408	-----	117	26	4	15	78	1	4	27	22	-----	-----	15	
Sizemore	.250	129	504	68	126	17	0	2	47	18	5	70	37	8-4	16	11	
Smith	.309	143	517	79	160	26	9	23	100	1	8	71	70	4-3	7	16	
RH	.291	-----	189	-----	55	13	2	6	32	1	2	25	25	-----	-----	9	
LH	.320	-----	328	-----	105	13	7	17	68	0	6	46	45	-----	-----	7	
Torre	.282	147	529	59	149	28	1	11	70	1	3	69	88	1-2	14	15	
Tyson	.223	151	422	35	94	14	5	1	37	4	4	22	70	4-2	31	15	
<hr/>																	
Bare	.200	10	5	1	1	0	0	0	1	0	0	0	4	0-0	0	0	
Curtis	.159	34	63	7	10	1	0	0	2	6	0	4	30	0-0	0	2	
Denny	.000	2	0	0	0	0	0	0	0	0	0	0	0	0-0	0	0	
Folkers	.100	55	10	0	1	0	0	0	0	1	0	0	3	0-0	1	0	
Forsch	.241	19	29	1	7	1	0	0	1	6	0	2	11	1-0	0	0	
Foster	.167	33	48	4	8	0	0	0	2	7	0	2	7	0-0	4	0	
Garman	.100	64	10	1	1	0	0	0	0	1	0	0	2	0-0	2	1	
Gibson	.210	33	81	6	17	4	1	0	6	1	2	3	19	0-1	2	1	
Hrabosky	.308	66	13	2	4	0	1	0	2	1	0	0	2	0-0	3	0	
McGlothen	.181	31	83	3	15	1	0	0	4	3	0	2	19	0-0	1	1	
Osteen	.245	31	53	4	13	4	0	0	3	2	0	0	11	0-0	2	0	
StL	.000	8	7	0	0	0	0	0	0	0	0	0	1	0-0	1	0	
Pena	.500	42	2	0	1	0	0	0	0	0	0	0	1	0-0	0	0	
Richert	.000	13	0	0	0	0	0	0	0	0	0	0	0	0-0	2	0	
Siebert	.114	28	44	3	5	0	0	0	3	2	0	3	17	0-0	0	2	
Thompson	.000	19	8	0	0	0	0	0	0	0	0	0	4	0-0	0	0	
<hr/>																	
TOTALS	.266	161	5620	677	1492	216	46	83	610	68	55	531	752	172-62	147	142	

1974 CARDINALS' FINAL STATISTICS

PITCHING:	W-L	ERA	G	GS	CG	IP	H	R	ER	SO	BB-I	SHo	HR	SV
Bare	1-2	6.00	10	3	0	24.1	25	17	16	6	9-0	0	2	0
Curtis	10-14	3.78	33	29	5	195	199	91	82	89	83-6	2	15	1
Denny	0-0	0.00	2	0	0	2	3	2	0	1	0-0	0	0	0
Folkers	6-2	3.00	55	0	0	90	65	31	30	57	38-10	0	4	2
Forsch	7-4	2.97	19	14	5	100	84	38	33	39	34-4	2	5	0
Foster	7-10	3.89	31	25	5	162.1	167	81	70	78	61-7	1	16	0
Garman	7-2	2.63	64	0	0	81.2	66	26	24	45	27-10	0	4	6
Gibson	11-13	3.83	33	33	9	240	236	111	102	129	104-14	1	24	0
Hrabosky	8-1	2.97	65	0	0	88.1	71	34	29	82	38-7	0	3	9
Lersch	0-0	54.00	1	0	0	1.1	3	6	6	0	5-0	0	1	0
McGlothen	16-12	2.70	31	31	8	237.1	212	80	71	142	89-14	3	12	0
Osteen	9-11	3.80	31	23	7	160.2	184	81	68	51	58-7	2	9	0
StL	0-2	4.30	8	2	0	22.2	26	14	11	6	11-5	0	1	0
Pena	5-2	2.60	42	0	0	45	45	15	13	23	20-3	0	0	1
Richert	0-0	2.45	13	0	0	11.1	10	7	3	4	11-1	0	1	1
Siebert	8-8	3.83	28	20	5	133.2	150	66	57	68	51-14	3	8	0
Thompson	0-3	5.68	19	4	0	38.1	37	24	24	25	35-4	0	1	0

TOTALS 86-75 3.48 161 161 37 1473.1 1399 643 570 794 616-99 13 97 20

Combined Shutout: McGlothen and Hrabosky.

1974 CARDINAL BATTING STATISTICS

Brock vs.	AB	H	HR	RBI	AVG.	Godby vs.	AB	H	HR	RBI	AVG.
Chicago	67	22	0	1	.328	Chicago	1	0	0	0	.000
Montreal	71	18	0	8	.254	Montreal	0	0	0	0	.000
New York	75	15	1	6	.200	New York	4	1	0	0	.250
Philadelphia	75	28	0	5	.373	Philadelphia	0	0	0	0	.000
Pittsburgh	79	19	0	4	.241	Pittsburgh	1	0	0	0	.000
Atlanta	48	20	1	4	.417	Atlanta	3	0	0	0	.000
Cincinnati	43	11	0	2	.256	Cincinnati	0	0	0	0	.000
Houston	49	20	0	2	.408	Houston	0	0	0	0	.000
Los Angeles	36	11	0	3	.306	Los Angeles	0	0	0	0	.000
San Diego	42	12	0	0	.286	San Diego	3	1	0	0	.333
San Francisco	47	16	1	2	.340	San Francisco	1	0	0	1	.000
Dwyer vs.	AB	H	HR	RBI	AVG.	Hernandez vs.	AB	H	HR	RBI	AVG.
Chicago	4	0	0	0	.000	Chicago	4	0	0	0	.000
Montreal	23	10	0	3	.435	Montreal	0	0	0	0	.000
New York	2	0	0	0	.000	New York	3	1	0	0	.333
Philadelphia	7	1	0	0	.143	Philadelphia	12	4	0	1	.333
Pittsburgh	20	6	1	3	.300	Pittsburgh	5	2	0	0	.400
Atlanta	6	1	0	0	.167	Atlanta	0	0	0	0	.000
Cincinnati	5	2	0	3	.400	Cincinnati	0	0	0	0	.000
Houston	6	2	1	1	.333	Houston	0	0	0	0	.000
Los Angeles	4	1	0	0	.250	Los Angeles	0	0	0	0	.000
San Diego	4	1	0	1	.250	San Diego	0	0	0	0	.000
San Francisco	4	0	0	0	.000	San Francisco	10	3	0	1	.300

1974 CARDINAL BATTING STATISTICS

Hunt vs.	AB	H	HR	RBI	AVG.
Chicago	3	0	0	0	.000
Montreal	0	0	0	0	.000
New York	8	1	0	0	.125
Philadelphia	9	0	0	0	.000
Pittsburgh	2	1	0	0	.500
Atlanta	0	0	0	0	.000
Cincinnati	0	0	0	0	.000
Houston	0	0	0	0	.000
Los Angeles	0	0	0	0	.000
San Diego	0	0	0	0	.000
San Francisco	0	0	0	0	.000

Simmons vs.	AB	H	HR	RBI	AVG.
Chicago	73	34	5	23	.466
Montreal	70	20	2	15	.286
New York	65	21	2	11	.323
Philadelphia	66	15	1	8	.227
Pittsburgh	77	22	2	14	.286
Atlanta	35	8	1	4	.229
Cincinnati	50	10	1	4	.200
Houston	23	4	0	0	.174
Los Angeles	48	8	3	7	.167
San Diego	48	12	3	11	.250
San Francisco	44	8	0	2	.182

McBride vs.	AB	H	HR	RBI	AVG.
Chicago	68	30	2	10	.441
Montreal	56	21	2	6	.375
New York	50	15	1	2	.300
Philadelphia	58	20	0	8	.345
Pittsburgh	63	15	1	4	.238
Atlanta	48	14	0	5	.292
Cincinnati	42	10	0	4	.238
Houston	42	15	0	3	.357
Los Angeles	51	13	0	3	.255
San Diego	42	10	0	3	.238
San Francisco	33	6	0	1	.182

Sizemore vs.	AB	H	HR	RBI	AVG.
Chicago	58	13	2	7	.224
Montreal	59	14	0	4	.237
New York	68	15	0	4	.221
Philadelphia	58	14	0	6	.241
Pittsburgh	76	25	0	8	.329
Atlanta	33	9	0	3	.273
Cincinnati	12	4	0	2	.333
Houston	18	5	0	1	.278
Los Angeles	48	14	0	2	.292
San Diego	40	6	0	4	.150
San Francisco	37	4	0	3	.108

Melendez vs.	AB	H	HR	RBI	AVG.
Chicago	3	0	0	0	.000
Montreal	3	1	0	2	.333
New York	27	6	0	0	.222
Philadelphia	15	1	0	3	.067
Pittsburgh	20	3	0	0	.150
Atlanta	3	0	0	0	.000
Cincinnati	9	3	0	0	.333
Houston	9	2	0	0	.222
Los Angeles	10	3	0	1	.300
San Diego	11	7	0	1	.636
San Francisco	13	1	0	1	.077

Smith vs.	AB	H	HR	RBI	AVG.
Chicago	63	16	1	9	.254
Montreal	41	15	4	13	.366
New York	75	19	2	10	.253
Philadelphia	46	17	4	12	.370
Pittsburgh	59	18	0	5	.305
Atlanta	34	12	0	6	.353
Cincinnati	46	19	2	7	.413
Houston	42	8	3	9	.190
Los Angeles	33	9	2	8	.273
San Diego	42	16	3	12	.381
San Francisco	35	10	2	8	.286

Reitz vs.	AB	H	HR	RBI	AVG.
Chicago	69	17	1	10	.246
Montreal	38	9	0	2	.237
New York	72	24	3	6	.333
Philadelphia	67	12	0	6	.179
Pittsburgh	73	27	1	12	.370
Atlanta	45	9	1	5	.200
Cincinnati	43	15	0	4	.349
Houston	41	13	1	3	.317
Los Angeles	42	12	0	1	.286
San Diego	43	10	0	2	.233
San Francisco	37	8	0	1	.216

Tyson vs.	AB	H	HR	RBI	AVG.
Chicago	39	8	1	7	.205
Montreal	49	9	0	6	.184
New York	52	10	0	1	.193
Philadelphia	41	6	0	0	.146
Pittsburgh	54	16	0	4	.296
Atlanta	36	4	0	4	.111
Cincinnati	31	2	0	0	.065
Houston	25	9	0	4	.360
Los Angeles	30	8	0	2	.267
San Diego	32	11	0	3	.344
San Francisco	34	9	0	4	.265

1974 CARDINAL PITCHING STATISTICS

<table border="0" style="width: 100%;"> <thead> <tr> <th style="text-align: left;">Bare vs.</th> <th>G</th> <th>IP</th> <th>W</th> <th>L</th> <th>ERA</th> </tr> </thead> <tbody> <tr><td>Chicago</td><td>3</td><td>4</td><td>0</td><td>0</td><td>12.00</td></tr> <tr><td>Montreal</td><td>1</td><td>2</td><td>0</td><td>0</td><td>18.00</td></tr> <tr><td>New York</td><td>1</td><td>0</td><td>0</td><td>0</td><td>0.00</td></tr> <tr><td>Philadelphia</td><td>1</td><td>4</td><td>1</td><td>0</td><td>0.00</td></tr> <tr><td>Pittsburgh</td><td>1</td><td>1</td><td>0</td><td>0</td><td>0.00</td></tr> <tr><td>Atlanta</td><td>1</td><td>3</td><td>0</td><td>1</td><td>12.00</td></tr> <tr><td>Cincinnati</td><td>0</td><td>0</td><td>0</td><td>0</td><td>0.00</td></tr> <tr><td>Houston</td><td>1</td><td>7</td><td>0</td><td>1</td><td>6.43</td></tr> <tr><td>Los Angeles</td><td>1</td><td>2</td><td>0</td><td>0</td><td>0.00</td></tr> <tr><td>San Diego</td><td>0</td><td>0</td><td>0</td><td>0</td><td>0.00</td></tr> <tr><td>San Francisco</td><td>0</td><td>0</td><td>0</td><td>0</td><td>0.00</td></tr> </tbody> </table>	Bare vs.	G	IP	W	L	ERA	Chicago	3	4	0	0	12.00	Montreal	1	2	0	0	18.00	New York	1	0	0	0	0.00	Philadelphia	1	4	1	0	0.00	Pittsburgh	1	1	0	0	0.00	Atlanta	1	3	0	1	12.00	Cincinnati	0	0	0	0	0.00	Houston	1	7	0	1	6.43	Los Angeles	1	2	0	0	0.00	San Diego	0	0	0	0	0.00	San Francisco	0	0	0	0	0.00	<table border="0" style="width: 100%;"> <thead> <tr> <th style="text-align: left;">Gibson vs.</th> <th>G</th> <th>IP</th> <th>W</th> <th>L</th> <th>ERA</th> </tr> </thead> <tbody> <tr><td>Chicago</td><td>4</td><td>28</td><td>2</td><td>1</td><td>4.82</td></tr> <tr><td>Montreal</td><td>2</td><td>11</td><td>0</td><td>2</td><td>5.73</td></tr> <tr><td>New York</td><td>6</td><td>42</td><td>2</td><td>1</td><td>3.64</td></tr> <tr><td>Philadelphia</td><td>3</td><td>21</td><td>1</td><td>1</td><td>5.57</td></tr> <tr><td>Pittsburgh</td><td>3</td><td>26</td><td>1</td><td>0</td><td>1.38</td></tr> <tr><td>Atlanta</td><td>3</td><td>20</td><td>0</td><td>3</td><td>5.40</td></tr> <tr><td>Cincinnati</td><td>3</td><td>25</td><td>2</td><td>0</td><td>2.16</td></tr> <tr><td>Houston</td><td>1</td><td>8</td><td>1</td><td>0</td><td>1.13</td></tr> <tr><td>Los Angeles</td><td>2</td><td>11</td><td>0</td><td>2</td><td>9.00</td></tr> <tr><td>San Diego</td><td>2</td><td>14</td><td>0</td><td>1</td><td>3.86</td></tr> <tr><td>San Francisco</td><td>4</td><td>33</td><td>2</td><td>2</td><td>2.73</td></tr> </tbody> </table>	Gibson vs.	G	IP	W	L	ERA	Chicago	4	28	2	1	4.82	Montreal	2	11	0	2	5.73	New York	6	42	2	1	3.64	Philadelphia	3	21	1	1	5.57	Pittsburgh	3	26	1	0	1.38	Atlanta	3	20	0	3	5.40	Cincinnati	3	25	2	0	2.16	Houston	1	8	1	0	1.13	Los Angeles	2	11	0	2	9.00	San Diego	2	14	0	1	3.86	San Francisco	4	33	2	2	2.73
Bare vs.	G	IP	W	L	ERA																																																																																																																																												
Chicago	3	4	0	0	12.00																																																																																																																																												
Montreal	1	2	0	0	18.00																																																																																																																																												
New York	1	0	0	0	0.00																																																																																																																																												
Philadelphia	1	4	1	0	0.00																																																																																																																																												
Pittsburgh	1	1	0	0	0.00																																																																																																																																												
Atlanta	1	3	0	1	12.00																																																																																																																																												
Cincinnati	0	0	0	0	0.00																																																																																																																																												
Houston	1	7	0	1	6.43																																																																																																																																												
Los Angeles	1	2	0	0	0.00																																																																																																																																												
San Diego	0	0	0	0	0.00																																																																																																																																												
San Francisco	0	0	0	0	0.00																																																																																																																																												
Gibson vs.	G	IP	W	L	ERA																																																																																																																																												
Chicago	4	28	2	1	4.82																																																																																																																																												
Montreal	2	11	0	2	5.73																																																																																																																																												
New York	6	42	2	1	3.64																																																																																																																																												
Philadelphia	3	21	1	1	5.57																																																																																																																																												
Pittsburgh	3	26	1	0	1.38																																																																																																																																												
Atlanta	3	20	0	3	5.40																																																																																																																																												
Cincinnati	3	25	2	0	2.16																																																																																																																																												
Houston	1	8	1	0	1.13																																																																																																																																												
Los Angeles	2	11	0	2	9.00																																																																																																																																												
San Diego	2	14	0	1	3.86																																																																																																																																												
San Francisco	4	33	2	2	2.73																																																																																																																																												
<table border="0" style="width: 100%;"> <thead> <tr> <th style="text-align: left;">Curtis vs.</th> <th>G</th> <th>IP</th> <th>W</th> <th>L</th> <th>ERA</th> </tr> </thead> <tbody> <tr><td>Chicago</td><td>3</td><td>19</td><td>2</td><td>1</td><td>4.26</td></tr> <tr><td>Montreal</td><td>4</td><td>20</td><td>0</td><td>2</td><td>4.95</td></tr> <tr><td>New York</td><td>3</td><td>16</td><td>0</td><td>3</td><td>6.75</td></tr> <tr><td>Philadelphia</td><td>4</td><td>26</td><td>2</td><td>2</td><td>1.73</td></tr> <tr><td>Pittsburgh</td><td>4</td><td>18</td><td>1</td><td>1</td><td>5.50</td></tr> <tr><td>Atlanta</td><td>2</td><td>8</td><td>0</td><td>0</td><td>6.75</td></tr> <tr><td>Cincinnati</td><td>3</td><td>18</td><td>1</td><td>1</td><td>3.50</td></tr> <tr><td>Houston</td><td>1</td><td>4</td><td>0</td><td>1</td><td>6.75</td></tr> <tr><td>Los Angeles</td><td>3</td><td>20</td><td>2</td><td>1</td><td>2.70</td></tr> <tr><td>San Diego</td><td>4</td><td>29</td><td>1</td><td>1</td><td>2.79</td></tr> <tr><td>San Francisco</td><td>2</td><td>15</td><td>1</td><td>1</td><td>1.80</td></tr> </tbody> </table>	Curtis vs.	G	IP	W	L	ERA	Chicago	3	19	2	1	4.26	Montreal	4	20	0	2	4.95	New York	3	16	0	3	6.75	Philadelphia	4	26	2	2	1.73	Pittsburgh	4	18	1	1	5.50	Atlanta	2	8	0	0	6.75	Cincinnati	3	18	1	1	3.50	Houston	1	4	0	1	6.75	Los Angeles	3	20	2	1	2.70	San Diego	4	29	1	1	2.79	San Francisco	2	15	1	1	1.80	<table border="0" style="width: 100%;"> <thead> <tr> <th style="text-align: left;">Hrabosky vs.</th> <th>G</th> <th>IP</th> <th>W</th> <th>L</th> <th>ERA</th> </tr> </thead> <tbody> <tr><td>Chicago</td><td>7</td><td>9</td><td>2</td><td>0</td><td>0.00</td></tr> <tr><td>Montreal</td><td>7</td><td>7</td><td>0</td><td>1</td><td>2.57</td></tr> <tr><td>New York</td><td>6</td><td>10</td><td>0</td><td>0</td><td>1.80</td></tr> <tr><td>Philadelphia</td><td>8</td><td>11</td><td>1</td><td>0</td><td>3.27</td></tr> <tr><td>Pittsburgh</td><td>9</td><td>19</td><td>3</td><td>0</td><td>5.21</td></tr> <tr><td>Atlanta</td><td>7</td><td>8</td><td>0</td><td>0</td><td>4.50</td></tr> <tr><td>Cincinnati</td><td>5</td><td>5</td><td>0</td><td>0</td><td>5.40</td></tr> <tr><td>Houston</td><td>5</td><td>4</td><td>1</td><td>0</td><td>0.00</td></tr> <tr><td>Los Angeles</td><td>5</td><td>5</td><td>0</td><td>0</td><td>1.80</td></tr> <tr><td>San Diego</td><td>4</td><td>7</td><td>1</td><td>0</td><td>2.57</td></tr> <tr><td>San Francisco</td><td>1</td><td>1</td><td>0</td><td>0</td><td>0.00</td></tr> </tbody> </table>	Hrabosky vs.	G	IP	W	L	ERA	Chicago	7	9	2	0	0.00	Montreal	7	7	0	1	2.57	New York	6	10	0	0	1.80	Philadelphia	8	11	1	0	3.27	Pittsburgh	9	19	3	0	5.21	Atlanta	7	8	0	0	4.50	Cincinnati	5	5	0	0	5.40	Houston	5	4	1	0	0.00	Los Angeles	5	5	0	0	1.80	San Diego	4	7	1	0	2.57	San Francisco	1	1	0	0	0.00
Curtis vs.	G	IP	W	L	ERA																																																																																																																																												
Chicago	3	19	2	1	4.26																																																																																																																																												
Montreal	4	20	0	2	4.95																																																																																																																																												
New York	3	16	0	3	6.75																																																																																																																																												
Philadelphia	4	26	2	2	1.73																																																																																																																																												
Pittsburgh	4	18	1	1	5.50																																																																																																																																												
Atlanta	2	8	0	0	6.75																																																																																																																																												
Cincinnati	3	18	1	1	3.50																																																																																																																																												
Houston	1	4	0	1	6.75																																																																																																																																												
Los Angeles	3	20	2	1	2.70																																																																																																																																												
San Diego	4	29	1	1	2.79																																																																																																																																												
San Francisco	2	15	1	1	1.80																																																																																																																																												
Hrabosky vs.	G	IP	W	L	ERA																																																																																																																																												
Chicago	7	9	2	0	0.00																																																																																																																																												
Montreal	7	7	0	1	2.57																																																																																																																																												
New York	6	10	0	0	1.80																																																																																																																																												
Philadelphia	8	11	1	0	3.27																																																																																																																																												
Pittsburgh	9	19	3	0	5.21																																																																																																																																												
Atlanta	7	8	0	0	4.50																																																																																																																																												
Cincinnati	5	5	0	0	5.40																																																																																																																																												
Houston	5	4	1	0	0.00																																																																																																																																												
Los Angeles	5	5	0	0	1.80																																																																																																																																												
San Diego	4	7	1	0	2.57																																																																																																																																												
San Francisco	1	1	0	0	0.00																																																																																																																																												
<table border="0" style="width: 100%;"> <thead> <tr> <th style="text-align: left;">Forsch vs.</th> <th>G</th> <th>IP</th> <th>W</th> <th>L</th> <th>ERA</th> </tr> </thead> <tbody> <tr><td>Chicago</td><td>2</td><td>15</td><td>2</td><td>0</td><td>2.40</td></tr> <tr><td>Montreal</td><td>2</td><td>15</td><td>1</td><td>1</td><td>2.40</td></tr> <tr><td>New York</td><td>2</td><td>15</td><td>1</td><td>0</td><td>1.20</td></tr> <tr><td>Philadelphia</td><td>1</td><td>8</td><td>1</td><td>0</td><td>1.13</td></tr> <tr><td>Pittsburgh</td><td>2</td><td>7</td><td>0</td><td>0</td><td>9.00</td></tr> <tr><td>Atlanta</td><td>3</td><td>12</td><td>1</td><td>0</td><td>1.50</td></tr> <tr><td>Cincinnati</td><td>2</td><td>7</td><td>0</td><td>2</td><td>11.57</td></tr> <tr><td>Houston</td><td>1</td><td>9</td><td>1</td><td>0</td><td>1.00</td></tr> <tr><td>Los Angeles</td><td>2</td><td>3</td><td>0</td><td>0</td><td>3.00</td></tr> <tr><td>San Diego</td><td>1</td><td>2</td><td>0</td><td>0</td><td>4.50</td></tr> <tr><td>San Francisco</td><td>1</td><td>7</td><td>0</td><td>1</td><td>1.29</td></tr> </tbody> </table>	Forsch vs.	G	IP	W	L	ERA	Chicago	2	15	2	0	2.40	Montreal	2	15	1	1	2.40	New York	2	15	1	0	1.20	Philadelphia	1	8	1	0	1.13	Pittsburgh	2	7	0	0	9.00	Atlanta	3	12	1	0	1.50	Cincinnati	2	7	0	2	11.57	Houston	1	9	1	0	1.00	Los Angeles	2	3	0	0	3.00	San Diego	1	2	0	0	4.50	San Francisco	1	7	0	1	1.29	<table border="0" style="width: 100%;"> <thead> <tr> <th style="text-align: left;">McGlothen vs.</th> <th>G</th> <th>IP</th> <th>W</th> <th>L</th> <th>ERA</th> </tr> </thead> <tbody> <tr><td>Chicago</td><td>3</td><td>24</td><td>2</td><td>1</td><td>1.88</td></tr> <tr><td>Montreal</td><td>3</td><td>24</td><td>3</td><td>0</td><td>2.63</td></tr> <tr><td>New York</td><td>4</td><td>34</td><td>2</td><td>2</td><td>2.65</td></tr> <tr><td>Philadelphia</td><td>3</td><td>23</td><td>1</td><td>1</td><td>2.35</td></tr> <tr><td>Pittsburgh</td><td>4</td><td>33</td><td>1</td><td>2</td><td>2.45</td></tr> <tr><td>Atlanta</td><td>3</td><td>20</td><td>2</td><td>1</td><td>4.05</td></tr> <tr><td>Cincinnati</td><td>1</td><td>9</td><td>1</td><td>0</td><td>0.00</td></tr> <tr><td>Houston</td><td>3</td><td>17</td><td>0</td><td>3</td><td>7.41</td></tr> <tr><td>Los Angeles</td><td>3</td><td>24</td><td>2</td><td>1</td><td>1.13</td></tr> <tr><td>San Diego</td><td>2</td><td>18</td><td>2</td><td>0</td><td>0.50</td></tr> <tr><td>San Francisco</td><td>2</td><td>12</td><td>0</td><td>1</td><td>5.25</td></tr> </tbody> </table>	McGlothen vs.	G	IP	W	L	ERA	Chicago	3	24	2	1	1.88	Montreal	3	24	3	0	2.63	New York	4	34	2	2	2.65	Philadelphia	3	23	1	1	2.35	Pittsburgh	4	33	1	2	2.45	Atlanta	3	20	2	1	4.05	Cincinnati	1	9	1	0	0.00	Houston	3	17	0	3	7.41	Los Angeles	3	24	2	1	1.13	San Diego	2	18	2	0	0.50	San Francisco	2	12	0	1	5.25
Forsch vs.	G	IP	W	L	ERA																																																																																																																																												
Chicago	2	15	2	0	2.40																																																																																																																																												
Montreal	2	15	1	1	2.40																																																																																																																																												
New York	2	15	1	0	1.20																																																																																																																																												
Philadelphia	1	8	1	0	1.13																																																																																																																																												
Pittsburgh	2	7	0	0	9.00																																																																																																																																												
Atlanta	3	12	1	0	1.50																																																																																																																																												
Cincinnati	2	7	0	2	11.57																																																																																																																																												
Houston	1	9	1	0	1.00																																																																																																																																												
Los Angeles	2	3	0	0	3.00																																																																																																																																												
San Diego	1	2	0	0	4.50																																																																																																																																												
San Francisco	1	7	0	1	1.29																																																																																																																																												
McGlothen vs.	G	IP	W	L	ERA																																																																																																																																												
Chicago	3	24	2	1	1.88																																																																																																																																												
Montreal	3	24	3	0	2.63																																																																																																																																												
New York	4	34	2	2	2.65																																																																																																																																												
Philadelphia	3	23	1	1	2.35																																																																																																																																												
Pittsburgh	4	33	1	2	2.45																																																																																																																																												
Atlanta	3	20	2	1	4.05																																																																																																																																												
Cincinnati	1	9	1	0	0.00																																																																																																																																												
Houston	3	17	0	3	7.41																																																																																																																																												
Los Angeles	3	24	2	1	1.13																																																																																																																																												
San Diego	2	18	2	0	0.50																																																																																																																																												
San Francisco	2	12	0	1	5.25																																																																																																																																												
<table border="0" style="width: 100%;"> <thead> <tr> <th style="text-align: left;">Garman vs.</th> <th>G</th> <th>IP</th> <th>W</th> <th>L</th> <th>ERA</th> </tr> </thead> <tbody> <tr><td>Chicago</td><td>5</td><td>8</td><td>0</td><td>0</td><td>4.50</td></tr> <tr><td>Montreal</td><td>8</td><td>13</td><td>1</td><td>0</td><td>1.38</td></tr> <tr><td>New York</td><td>5</td><td>7</td><td>1</td><td>0</td><td>2.57</td></tr> <tr><td>Philadelphia</td><td>9</td><td>12</td><td>2</td><td>0</td><td>1.50</td></tr> <tr><td>Pittsburgh</td><td>9</td><td>6</td><td>2</td><td>0</td><td>4.50</td></tr> <tr><td>Atlanta</td><td>4</td><td>3</td><td>0</td><td>1</td><td>3.00</td></tr> <tr><td>Cincinnati</td><td>4</td><td>7</td><td>0</td><td>0</td><td>1.29</td></tr> <tr><td>Houston</td><td>7</td><td>10</td><td>0</td><td>0</td><td>3.60</td></tr> <tr><td>Los Angeles</td><td>6</td><td>7</td><td>0</td><td>0</td><td>0.00</td></tr> <tr><td>San Diego</td><td>3</td><td>2</td><td>0</td><td>1</td><td>13.50</td></tr> <tr><td>San Francisco</td><td>4</td><td>7</td><td>1</td><td>0</td><td>2.57</td></tr> </tbody> </table>	Garman vs.	G	IP	W	L	ERA	Chicago	5	8	0	0	4.50	Montreal	8	13	1	0	1.38	New York	5	7	1	0	2.57	Philadelphia	9	12	2	0	1.50	Pittsburgh	9	6	2	0	4.50	Atlanta	4	3	0	1	3.00	Cincinnati	4	7	0	0	1.29	Houston	7	10	0	0	3.60	Los Angeles	6	7	0	0	0.00	San Diego	3	2	0	1	13.50	San Francisco	4	7	1	0	2.57	<table border="0" style="width: 100%;"> <thead> <tr> <th style="text-align: left;">Osteen vs.</th> <th>G</th> <th>IP</th> <th>W</th> <th>L</th> <th>ERA</th> </tr> </thead> <tbody> <tr><td>Chicago</td><td>1</td><td>2</td><td>0</td><td>1</td><td>9.00</td></tr> <tr><td>Montreal</td><td>0</td><td>0</td><td>0</td><td>0</td><td>0.00</td></tr> <tr><td>New York</td><td>1</td><td>9</td><td>0</td><td>0</td><td>0.00</td></tr> <tr><td>Philadelphia</td><td>1</td><td>1</td><td>0</td><td>0</td><td>0.00</td></tr> <tr><td>Pittsburgh</td><td>1</td><td>2</td><td>0</td><td>0</td><td>4.50</td></tr> <tr><td>Atlanta</td><td>2</td><td>4</td><td>0</td><td>1</td><td>9.00</td></tr> <tr><td>Cincinnati</td><td>0</td><td>0</td><td>0</td><td>0</td><td>0.00</td></tr> <tr><td>Houston</td><td>0</td><td>0</td><td>0</td><td>0</td><td>0.00</td></tr> <tr><td>Los Angeles</td><td>1</td><td>2</td><td>0</td><td>0</td><td>13.50</td></tr> <tr><td>San Diego</td><td>0</td><td>0</td><td>0</td><td>0</td><td>0.00</td></tr> <tr><td>San Francisco</td><td>1</td><td>2</td><td>0</td><td>0</td><td>4.50</td></tr> </tbody> </table>	Osteen vs.	G	IP	W	L	ERA	Chicago	1	2	0	1	9.00	Montreal	0	0	0	0	0.00	New York	1	9	0	0	0.00	Philadelphia	1	1	0	0	0.00	Pittsburgh	1	2	0	0	4.50	Atlanta	2	4	0	1	9.00	Cincinnati	0	0	0	0	0.00	Houston	0	0	0	0	0.00	Los Angeles	1	2	0	0	13.50	San Diego	0	0	0	0	0.00	San Francisco	1	2	0	0	4.50
Garman vs.	G	IP	W	L	ERA																																																																																																																																												
Chicago	5	8	0	0	4.50																																																																																																																																												
Montreal	8	13	1	0	1.38																																																																																																																																												
New York	5	7	1	0	2.57																																																																																																																																												
Philadelphia	9	12	2	0	1.50																																																																																																																																												
Pittsburgh	9	6	2	0	4.50																																																																																																																																												
Atlanta	4	3	0	1	3.00																																																																																																																																												
Cincinnati	4	7	0	0	1.29																																																																																																																																												
Houston	7	10	0	0	3.60																																																																																																																																												
Los Angeles	6	7	0	0	0.00																																																																																																																																												
San Diego	3	2	0	1	13.50																																																																																																																																												
San Francisco	4	7	1	0	2.57																																																																																																																																												
Osteen vs.	G	IP	W	L	ERA																																																																																																																																												
Chicago	1	2	0	1	9.00																																																																																																																																												
Montreal	0	0	0	0	0.00																																																																																																																																												
New York	1	9	0	0	0.00																																																																																																																																												
Philadelphia	1	1	0	0	0.00																																																																																																																																												
Pittsburgh	1	2	0	0	4.50																																																																																																																																												
Atlanta	2	4	0	1	9.00																																																																																																																																												
Cincinnati	0	0	0	0	0.00																																																																																																																																												
Houston	0	0	0	0	0.00																																																																																																																																												
Los Angeles	1	2	0	0	13.50																																																																																																																																												
San Diego	0	0	0	0	0.00																																																																																																																																												
San Francisco	1	2	0	0	4.50																																																																																																																																												

CARDINAL HIGHS AND LOWS — 1974

Longest Winning Streak.....	6 games (July 27-August 1)
	6 games (September 1-7)
	6 games (September 11-17)
Longest Losing Streak.....	7 games (July 13-19)

CARDINAL HIGHS AND LOWS — 1974

Longest Hitting Streak.....	15 games (By Simmons, April 5-20)
Most Hits Game by Cardinal.....	4 (By Sizemore vs. Pittsburgh, April 6)
	4 (By Smith at Pittsburgh, April 12)
	4 (By Reitz vs. Cincinnati, April 27-10 innings)
	4 (By Simmons vs. Chicago, May 18)
	4 (By McBride vs. Chicago, May 18)
	4 (By Simmons at Chicago, July 28)
	4 (By Brock vs. Philadelphia, August 5, 13 innings)
	4 (By Torre at Montreal, August 6, 2nd game)
	4 (By McBride at New York, September 11, 25 innings)
	4 (By Reitz at New York, September 11, 25 innings)
	4 (By McBride at Philadelphia, September 12, 17 innings)
	4 (By McBride at Philadelphia, September 14)
Most Home Runs Game by Cardinal.....	2 (By Smith at Philadelphia, April 15)
	2 (By Simmons vs. New York, May 15)
	2 (By Smith at Philadelphia, July 30)
	2 (By Smith vs. Montreal, September 3, 1st game)
Most RBI Game by Cardinal.....	4 (By Simmons vs. New York, May 15)
	4 (By Simmons vs. Chicago, May 17)
	4 (By Smith vs. Los Angeles, May 28)
	4 (By Smith vs. San Diego, June 2)
	4 (By Smith vs. Chicago, July 3)
	4 (By Smith vs. Atlanta, July 12, 2nd game)
	4 (By Smith at Philadelphia, July 30)
	4 (By Simmons vs. Los Angeles, August 9)
	4 (By Smith at New York, September 12)
	4 (By Simmons vs. Chicago, September 22)
	4 (By Reitz vs. Pittsburgh, September 25, 11 innings)
	4 (By Gibson at Chicago, September 27)
Longest Winning Streak by St. Louis Pitcher....	7 games (By Hrabosky, June 25-end of season)
Longest Losing Streak by St. Louis Pitcher	5 games (By Gibson, May 25-June 19)
Most Strikeouts, One Pitcher	11 (By Gibson vs. Pittsburgh, June 24, 2nd game)
	11 (By Siebert vs. San Diego, August 13)
Most Runs Game	12 (At New York, September 12)
Most Runs Inning.....	9 (Vs. Atlanta, July 12, 2nd game, 1st inning)
Most Hits Game	18 (Vs. Pittsburgh, April 5)
	18 (At Chicago, July 29)
Fewest Hits Game	1 (Vs. New York, Jon Matlack, June 29)
Most Stolen Bases Game.....	4 (Vs. Montreal, June 23)
	4 (Vs. Philadelphia, August 4, 2nd game)
	4 (At San Francisco, September 1)
	4 (At Philadelphia, September 14)
Most Doubles Game.....	6 (Vs. Los Angeles, May 29)
Most Errors Game.....	6 (At Cincinnati, July 7-2nd game)
Most Home Runs Game	4 (Vs. New York, May 15, Simmons (2), Heintzelman, Smith)
Most Double Plays Game	5 (Vs. Los Angeles, May 27)
Most Strikeouts by Opponent	13 (By Norman at Cincinnati, May 7)
Most Runs Game by Opponent.....	19 (By Chicago, September 21)
Most Hits Game by Opponent	20 (By Los Angeles at St. Louis, May 28)

CARDINAL HIGHS AND LOWS — 1974

Fewest Hits Game by Opponent	1 (At San Diego, Curtis, August 29)
Most Home Runs Game by Opponent	2 (Sixteen times)
Most Runs Inning by Opponent	7 (By San Francisco at San Francisco, 4th inning, June 6) 7 (By Cincinnati at St. Louis, July 16, 1st inning)
Longest Game Time	2:53 (Vs. Houston, July 20, 9 innings) 2:53 (Vs. San Diego, June 2, 9 innings) 7:04 (At New York, September 11, 25 innings)
Longest Game (innings)	25 (At New York, September 11)
Shortest Game Time	1:39 (At Montreal, October 1, 9 innings)

CARDINALS VS. THE NATIONAL LEAGUE

EASTERN DIVISION

	HOME	AWAY	TOTAL
Chicago	6-3	7-2	13-5
Montreal	6-3	3-5	9-8
New York	5-4	7-2	12-6
Philadelphia	3-6	6-3	9-9
Pittsburgh	<u>6-3</u>	<u>5-4</u>	<u>11-7</u>
	26-19	28-16	54-35

WESTERN DIVISION

	HOME	AWAY	TOTAL
Atlanta	2-4	1-5	3-9
Cincinnati	2-4	4-2	6-6
Houston	3-3	1-5	4-8
Los Angeles	2-4	4-2	6-6
San Diego	5-1	2-4	7-5
San Francisco	<u>4-2</u>	<u>2-4</u>	<u>6-6</u>
	18-18	14-22	32-40

ATTENDANCE

HOME: 1,838,413
 AVG: 24,190
 (76 dates)

ROAD: 1,395,028
 AVG: 18,600
 (75 dates)

CARDINAL WON – LOST BREAKDOWN

At Home	44-37	Vs. Lefthanders	25-25
Away	42-38	Shutouts	13-9
Night Games	58-53	Extra Innings	13-4
Day Games	28-22	One-Run Games	32-24
Vs. Righthanders	61-50	Doubleheaders	6-1-3
In April		13-9	
May		11-13	
June		16-12	
July		13-16	
August		15-15	
September		18-9	
October		0-1	
Before All-Star Game		46-49	
After All-Star Game		40-26	

GAME-WINNING RBI

Smith, 12; Simmons, 12; McBride, 9; Torre, 9; Sizemore, 7; Reitz, 5; Tyson, 4; Brock, 4; Dwyer, 4; McCarver, 2; Siebert, 1; Gibson, 1; DaVanon, 1; Melendez, 1; Forsch, 1.

GRAND SLAM HOME RUNS

BY CARDINALS – 1

Ted Simmons vs. Los Angeles (Geoff Zahn) at St. Louis, August 9

BY OPPONENTS – 2

Darrel Chaney, Cincinnati (Rich Folkers) at Cincinnati, July 7, 2nd Game
Steve Swisher, Chicago (Barry Lersch) at St. Louis, September 21

PINCH-HIT HOME RUNS

BY CARDINALS – 3

Jim Hickman vs. New York (George Stone) at New York, April 11, 2nd game
Jim Hickman vs. Atlanta (Carl Morton) at St. Louis, May 1
Jose Cruz vs. Chicago (Steve Stone) at Chicago, September 29

BY OPPONENTS – 2

Ed Kranepool, New York (Alan Foster) at St. Louis, July 25, 2nd game
Ollie Brown, Philadelphia (Bob Gibson) at Philadelphia, July 31

TWO HOME RUNS IN A GAME

BY CARDINALS — 4

Reggie Smith at Philadelphia, April 15
 Ted Simmons vs. New York, May 15
 Reggie Smith at Philadelphia, July 30
 Reggie Smith vs. Montreal, September 3, 1st game

BY OPPONENTS — 3

Richie Hebner, Pittsburgh, at St. Louis, April 5
 Lee May, Houston, at Houston, July 9
 Mike Schmidt, Philadelphia, at St. Louis, August 4, 1st game

CARDINAL BACK-TO-BACK HOME RUNS

Tom Heintzelman and Reggie Smith, vs. New York, May 15, 8th inning
 Reggie Smith and Ted Simmons, vs. Los Angeles, May 27, 5th inning

HOME RUNS VS. CARDINALS

ATLANTA (12)

	At St. L.	Away
Evans	0	4
Aaron	1	2
Garr	1	0
Foster	1	0
Johnson	1	0
Lum	0	1
Harrison	0	1
	<u>4</u>	<u>8</u>

CHICAGO (11)

	At St. L.	Away
Williams	1	2
Monday	2	1
Swisher	1	1
Morales	1	0
Cardenal	1	0
Madlock	0	1
	<u>6</u>	<u>5</u>

CINCINNATI (4)

	At St. L.	Away
Morgan	1	0
Bench	0	1
Geronimo	0	1
Chaney	0	1
	<u>1</u>	<u>3</u>

HOUSTON (8)

	At St. L.	Away
L. May	2	3
Edwards	1	0
Roberts	1	0
Rader	0	1
	<u>4</u>	<u>4</u>

LOS ANGELES (6)

	At St. L.	Away
Cey	1	1
Wynn	1	1
Ferguson	1	0
McMullen	1	0
	<u>4</u>	<u>2</u>

MONTREAL (8)

	At St. L.	Away
Singleton	2	0
Jorgensen	1	1
Bailey	1	1
Footo	1	0
Breeden	1	0
	<u>6</u>	<u>2</u>

NEW YORK (14)

	At St. L.	Away
Jones	2	1
Milner	2	1
Garrett	1	2
Grote	1	1
Hahn	1	0
Kranepool	1	0
Hodges	0	1
	<u>8</u>	<u>6</u>

PHILADELPHIA (7)

	At St. L.	Away
Schmidt	3	1
Robinson	1	0
Unser	1	0
Brown	0	1
	<u>5</u>	<u>2</u>

HOME RUNS VS. CARDINALS

PITTSBURGH (13)

	At St. L.	Away
Hebner	3	1
Stargell	2	1
Stennett	0	2
Oliver	0	2
Sanguillen	1	0
Parker	0	1
	6	7

SAN FRANCISCO (5)

	At St. L.	Away
Bonds	1	0
Speier	1	0
Matthews	0	1
Thomasson	0	1
Kingman	0	1
	2	3

SAN DIEGO (8)

	At St. L.	Away
Winfield	0	2
Tolan	0	2
Colbert	1	0
Roberts	0	1
McCovey	0	1
Grubb	0	1
	1	7

INNER-FENCE HOME RUNS

1973

Only seven homers were hit into the new ten-foot space created by moving in the fences at Busch Memorial Stadium in its first year.

CARDINALS (4)

Brock	2
Simmons	1
Torre	1

OPPONENTS (3)

Stargell	1
Oliver	1
D. Johnson	1

1974

Leading the increased home run production at Busch Memorial Stadium in 1974 were 16 homers into the inner fence area. Richie Hebner started things off by hitting a homer off the top of the new fence on opening night. A total of 16 home runs were hit into the new space. Led by Joe Torre's three, the Cardinals hit 7.

CARDINALS (7)

Hickman, May 1
Torre, May 19
Torre, May 27
Cruz, June 19
Simmons, July 2
Smith, July 3
Torre, July 17

OPPONENTS (9)

Hebner, April 5
Milner, May 15
Cey, May 29
Singleton, June 22
Breeden, June 23
D. Johnson, July 14
Colbert, August 14
Speier, August 16
Stargell, September 24

LOW-HIT GAMES BY CARDINAL PITCHERS

One-Hitter —

John Curtis, August 29, at San Diego, 3-1 (Fred Kendall, single, 8th inning)

Three-Hitter —

John Curtis, May 8, at Cincinnati, 2-0

Lynn McGlothen, June 1, vs. San Diego, 3-0

Bob Gibson, July 6, at Cincinnati, 3-1

Bob Forsch, September 30, at Montreal, 5-1

CARDINAL STOLEN BASES

	SB	CS	2nd SB-CS	3rd SB-CS	Home SB-CS
Brock	118	33	112-30	6-2	0-1
McBride	30	11	29-10	1-1	0-0
Sizemore	8	4	8-2	0-0	0-2
Cruz	4	2	4-2	0-0	0-0
Tyson	4	2	4-2	0-0	0-0
Smith	4	3	4-3	0-0	0-0
Melendez	2	2	2-2	0-0	0-0
Torre	1	2	1-2	0-0	0-0
Forsch	1	0	1-0	0-0	0-0
DaVanon	0	1	0-1	0-0	0-0
Gibson	0	1	0-1	0-0	0-0
McCarver	0	1	0-1	0-0	0-0
	<u>172</u>	<u>62</u>	<u>165-56</u>	<u>7-3</u>	<u>0-3</u>

CARDINAL HOME RUNS

	HR	H	A	ATL	CHI	CIN	HOU	LA	MTL	NY	PHA	PGH	SD	SF
	H-A	H-A	H-A	H-A	H-A	H-A	H-A	H-A	H-A	H-A	H-A	H-A	H-A	H-A
Smith	23	14	9	0-0	1-0	2-0	1-2	2-0	3-1	1-1	0-4	0-0	3-0	1-1
Simmons	20	13	7	1-0	4-1	0-1	0-0	2-1	1-1	2-0	1-0	2-0	0-3	0-0
Torre	11	4	7	0-1	1-2	1-0	0-0	1-2	1-0	0-1	0-0	0-1	0-0	0-0
Reitz	7	2	5	0-1	0-1	0-0	1-0	0-0	0-0	0-3	0-0	1-0	0-0	0-0
McBride	6	4	2	0-0	2-0	0-0	0-0	0-0	2-0	0-1	0-0	0-1	0-0	0-0
Cruz	5	3	2	0-0	0-1	0-0	1-0	0-0	0-1	0-0	1-0	0-0	0-0	1-0
Brock	3	1	2	1-0	0-0	0-0	0-0	0-0	0-0	0-1	0-0	0-0	0-0	0-1
Hickman	2	1	1	1-0	0-0	0-0	0-0	0-0	0-0	0-1	0-0	0-0	0-0	0-0
Sizemore	2	1	1	0-0	1-1	0-0	0-0	0-0	0-0	0-0	0-0	0-0	0-0	0-0
Dwyer	2	1	1	0-0	0-0	0-0	0-1	0-0	0-0	0-0	0-0	1-0	0-0	0-0
Heintzelman	1	1	0	0-0	0-0	0-0	0-0	0-0	0-0	1-0	0-0	0-0	0-0	0-0
Tyson	1	0	1	0-0	0-1	0-0	0-0	0-0	0-0	0-0	0-0	0-0	0-0	0-0
	<u>83</u>	<u>45</u>	<u>38</u>	<u>3-2</u>	<u>9-7</u>	<u>3-1</u>	<u>3-3</u>	<u>5-3</u>	<u>7-3</u>	<u>4-8</u>	<u>2-4</u>	<u>4-2</u>	<u>3-3</u>	<u>2-2</u>

CARDINALS VS. RIGHTHANDED PITCHING

	AB	H	AVG.		AB	H	AVG.
Billings	5	1	.200	Melendez	29	4	.138
Brock	411	133	.324	Mumphrey	2	0	.000
Dwyer	75	23	.307	Reitz	387	95	.245
Godby	3	0	.000	Simmons	408	117	.287
Hernandez	28	9	.321	Sizemore	328	78	.238
Herndon	1	1	1.000	Smith	328	105	.320
Hunt	18	2	.111	Tyson	266	61	.229
McBride	401	137	.342	TEAM	3733	1004	.269

CARDINALS VS. LEFTHANDED PITCHING

	AB	H	AVG.		AB	H	AVG.
Billings	0	0	.000	Melendez	95	23	.242
Brock	224	61	.272	Mumphrey	0	0	.000
Dwyer	11	1	.091	Reitz	192	62	.323
Godby	10	2	.200	Simmons	191	46	.241
Hernandez	6	1	.167	Sizemore	176	48	.273
Herndon	0	0	.000	Smith	189	55	.291
Hunt	5	2	.400	Tyson	156	33	.212
McBride	158	36	.228	TEAM	1887	488	.259

CARDINAL PINCH-HITTING

	AB	H	2B	3B	HR	RBI	BB	AVG.
Torre	4	2	0	0	0	0	0	.500
Simmons	2	1	0	0	0	0	0	.500
Hunt	4	2	0	0	0	0	2	.500
McBride	7	3	0	0	0	1	1	.429
Smith	10	4	0	0	0	1	0	.400
Scheinblum	6	2	0	0	0	0	0	.333
Reitz	3	1	0	0	0	0	0	.333
Hernandez	3	1	0	1	0	0	2	.333
Brock	3	1	0	0	0	0	0	.333
Dwyer	41	10	0	0	0	6	6	.244
Cruz	47	11	0	0	1	7	8	.234
Hickman	30	6	0	0	2	3	5	.200
McCarver	40	7	0	0	0	7	9	.175
Godby	6	1	0	0	0	1	1	.167
Heintzelman	7	1	0	0	0	0	1	.143
Melendez	31	4	0	1	0	2	2	.129
Heidemann	4	0	0	0	0	0	0	.000
Sizemore	2	0	0	0	0	0	0	.000
Hill	1	0	0	0	0	0	0	.000
Papi	1	0	0	0	0	0	0	.000
DaVanon	1	0	0	0	0	0	0	.000
	253	57	0	2	3	28	38	.225

DAY BY DAY WITH THE CARDINALS – 1974

Date	Team	Home-Road	Day-Night	Score	Winner-Loser	Won-Lost	Attendance	Standings	Games Behind or Ahead
4/5	Pitt	H-N		6-5*	Hrabosky-Giusti	1-0	24,210	1	+½
4/6	Pitt	H-D		8-0	Siebert-Moose	2-0	17,875	1	+½
4/7	Pitt	H-D		RAIN				1	+1
4/8		(OPEN DATE)						1	+1
4/9	NY	R-D		RAIN				1	+½
4/10	NY	R-D		2-3	Koosman-Curtis	2-1	17,154	3	-½
4/11	NY	R-D		8-7	Garman-Swan	3-1	34,382	2	----
		(DH)		4-3	Folkers-Apodaca	4-1		2	----
4/12	Pitt	R-N		7-6*	Garman-Kison	5-1	9,524	2	----
4/13	Pitt	R-D		6-4	McGlothen-Rooker	6-1	7,026	1	+1½
4/14	Pitt	R-D		4-8	Moose-Thompson	6-2	11,949	1	+1½
		(DH)		6-5	Curtis-Brett	7-2		1	+1½
4/15	Pha	R-N		2-3	Ruthven-Foster	7-3	6,713	2	---

DAY BY DAY WITH THE CARDINALS — 1974

Date	Team	Home-Road Day-Night	Score	Winner-Loser	Won- Lost	Attend- ance	Standings	Games Behind or Ahead
4/16	Pha	R-N	3-10	Carlton-Gibson	7-4	8,107	3	---
4/17	Pha	R-N	5-12	Culver-Siebert	7-5	11,237	3	-1
4/18	Pha	R-N	6-2	McGlothen-Schueler	8-5	8,106	3	-1
4/19	Mtl	H-N	4-5	McAnally-Curtis	8-6	29,171	3	-2
4/20	Mtl	H-N	10-4	Foster-Renko	9-6	16,400	3	-1
4/21	Mtl	H-D	5-9	Rogers-Gibson	9-7	12,327	3	-2
4/22		(OPEN DATE)					3	-2
4/23	Hou	H-N	8-2	Siebert-Konieczny	10-7	7,188	3	-2
4/24	Hou	H-N	4-9	Roberts-McGlothen	10-8	7,364	T2	-2½
4/25		(OPEN DATE)					T2	-2
4/26	Cin	H-N	3-4	Gullett-Curtis	10-9	28,608	2	-2
4/27	Cin	H-N	4-3*	Pena-Borbon	11-9	17,417	2	-1
4/28	Cin	H-D	9-2	Gibson-Kirby	12-9	21,146	2	----
4/29		(OPEN DATE)					2	----
4/30	Atl	H-N	7-2	McGlothen-Reed	13-9	15,996	1	+1
5/1	Atl	H-N	5-6	Morton-Garman	13-10	14,202	1	+1
5/2	Atl	H-D	RAIN				1	+1
5/3	Hou	R-N	1-4	Osteen-Foster	13-11	18,929	1	+½
5/4	Hou	R-N	2-3	Roberts-Siebert	13-12	20,600	2	-½
5/5	Hou	R-D	3-1	Gibson-Dierker	14-12	17,266	1	+½
5/6		(OPEN DATE)					1	+1
5/7	Cin	R-N	1-0	McGlothen-Norman	15-12	10,455	1	+1½
5/8	Cin	R-N	2-0	Curtis-Gullett	16-12	9,864	1	+2
5/9		(OPEN DATE)					1	+2
5/10	Mtl	R-N	4-5	Rogers-Foster	16-13	7,105	1	+1
5/11	Mtl	R-D	1-3	Renko-Siebert	16-14	11,730	T1	----
5/12	Mtl	R-D	RAIN				2	-½
5/13	NY	H-N	3-5	Apodaca-Gibson	16-15	12,653	2	-1
5/14	NY	H-N	RAIN				3	-½
5/15	NY	H-N	10-1	McGlothen-Koosman	17-15	12,096	2	-½
5/16	NY	H-D	4-6	Stone-Curtis	17-16	14,307	3	-½
5/17	Chi	H-N	9-8	Pena-Bonham	18-16	21,691	T1	+½
5/18	Chi	H-N	11-2	Siebert-Reuschel	19-16	33,598	T1	+1½
5/19	Chi	H-D	6-5	Gibson-Bonham	20-16	29,371	1	+½
5/20	Pha	H-N	1-2	Carlton-McGlothen	20-17	12,326	3	-½
5/21	Pha	H-N	2-4	Farmer-Curtis	20-18	11,481	3	-1½
5/22	Pha	H-N	1-7	Schueler-Foster	20-19	10,587	3	-2½
5/23		(OPEN DATE)					3	-2½
5/24	Chi	R-D	1-0	Siebert-Reuschel	21-19	9,180	3	-1½
5/25	Chi	R-D	4-5	Bonham-Gibson	21-20	20,237	3	-3
5/26	Chi	R-D	7-1	McGlothen-Hooton	22-20	24,182	3	-2
5/27	LA	H-D	7-2	Curtis-Messersmith	23-20	22,739	3	-1
5/28	LA	H-N	5-11	Hough-Foster	23-21	18,064	3	-1
5/29	LA	H-N	2-5	John-Gibson	23-32	15,367	3	-1
5/30		(OPEN DATE)					2	-1
5/31	SD	H-N	5-0	Siebert-Arlin	24-22	11,245	1	----
6/1	SD	H-N	3-0	McGlothen-Jones	25-22	47,094	1	----
6/2	SD	H-D	9-6	Pena-Romo	26-22	16,652	1	----
6/3		(OPEN DATE)					2	-½
6/4	SF	R-N	3-5	Bradley-Gibson	26-23	3,884	2	-½
6/5	SF	R-D	4-1	Siebert-Bryant	27-23	3,165	2	-½
6/6	SF	R-D	6-9	Barr-McGlothen	27-24	2,866	2	-1
6/7	SD	R-N	0-1	Freisleben-Curtis	27-25	7,969	2	-1
6/8	SD	R-N	3-4	Spillner-Thompson	27-26	27,801	2	-2
6/9	SD	R-D	5-6	Tomlin-Garman	27-27	13,880	2	-2
6/10	LA	R-N	4-2*	Pena-Hough	28-27	22,985	2	-2
6/11	LA	R-N	1-0	McGlothen-Messersmith	29-27	28,573	2	-1

DAY BY DAY WITH THE CARDINALS — 1974

Date	Team	Home-Road Day-Night	Score	Winner-Loser	Won- Lost	Attend- ance	Standings	Games Behind or Ahead
6/12	LA	R-N	6-3	Curtis-Sutton	30-27	26,010	2	-1
6/13	Tulsa	(Exhibition)	3-6	Rittwage-Thompson			2	-1
6/14	Atl	R-N	1-6	Harrison-Gibson	30-28	14,336	2	-1
6/15	Atl	R-N	1-7	Capra-Siebert	30-29	43,572	2	-2
6/16	Atl	R-D	6-3	McGlothen-Morton	31-29	16,417	2	-1
6/17	SF	H-N	0-3	Barr-Curtis	31-30	17,525	2	-2
6/18	SF	H-N	3-0	Foster-Bryant	32-30	17,709	2	-1
6/19	SF	H-N	4-5	D'Acquisto-Gibson	32-31	17,188	3	-2
6/20		(OPEN DATE)					3	-1½
6/21	Mtl	H-N	5-1	Siebert-Renko	33-31	17,949	2	-½
6/22	Mtl	H-N	4-3	McGlothen-Rogers	34-31	42,640	2	-1
6/23	Mtl	H-D	2-4	Taylor-Hrabosky	34-32	21,528	2	-1½
6/24	Pitt	H-N	3-1	Foster-Reuss	35-32	25,093	2	-1½
		(DH)	4-0	Gibson-Demery	36-32		2	-1
6/25	Pitt	H-N	8-7	Hrabosky-Patterson	37-32	17,392	1	---
6/26	Pitt	H-N	2-7	Rooker-Siebert	37-33	18,487	1	---
6/27	NY	R-N	6-1	McGlothen-Sadecki	38-33	19,952	1	+½
6/28	NY	R-N	RAIN				1	+½
6/29	NY	R-D	0-4	Matlack-Curtis	38-34	37,317	1	+½
6/30	NY	R-D	5-2	Foster-Koosman	39-34	40,009	1	+1½
		(DH)	5-3*	Pena-McGraw	40-34		1	+2½
7/1		(OPEN DATE)					1	+2
7/2	Chi	H-N	3-4	Todd-Siebert	40-35	26,088	1	+2
7/3	Chi	H-N	5-0	McGlothen-Reuschel	41-35	29,705	1	+3
7/4	Chi	H-D	2-3	Stone-Curtis	41-36	28,350	1	+2½
7/5	Cin	R-N	3-2	Folkers-Norman	42-36	26,066	1	+3
7/6	Cin	R-N	3-1	Gibson-Kirby	43-36	33,989	1	+3
7/7	Cin	R-D	1-2	T. Carroll-Forsch	43-37	46,016	1	+2
		(DH)	2-11	Gullett-Thompson	43-38		1	+1½
7/8	Hou	R-N	1-4	Griffin-McGlothen	43-39	12,403	1	+1½
7/9	Hou	R-N	2-5	Roberts-Curtis	43-40	15,709	1	+1½
7/10	Hou	R-N	2-3	Cosgrove-Pena	43-41	15,126	1	+½
7/11		(OPEN DATE)					1	+½
7/12	Atl	H-N	3-7	J. Niekro-Gibson	43-42	47,994	T1	---
		(DH)	10-0	Forsch-Capra	44-42		T1	---
7/13	Atl	H-N	1-8	Reed-McGlothen	44-43	41,309	T1	---
7/14	Atl	H-D	0-7	P. Niekro-Bare	44-44	31,794	2	-1½
7/15	Cin	H-N	0-3	Kirby-Foster	44-45	21,316	2	-2
7/16	Cin	H-N	7-12	Gullett-Forsch	44-46	18,588	3	-2
7/17	Cin	H-N	4-6*	McEaney-Folkers	44-47	28,743	3	-2
7/18	Hou	H-N	2-8	Osteen-McGlothen	44-48	11,560	3	-3
7/19	Hou	H-N	1-5	Griffin-Bare	44-49	19,230	3	-3
7/20	Hou	H-D	6-5	Hrabosky-Cosgrove	45-49	13,448	3	-3
7/21	Hou	H-D	9-1	Forsch-Dierker	46-49	15,006	T2	-3
7/22		ALL-STAR BREAK						
7/23		ALL-STAR BREAK						
7/24		ALL-STAR BREAK						
7/25	NY	H-N	4-3*	Folkers-Aker	47-49	27,992	2	-3
		(DH)	4-1	Foster-Matlack	48-49		2	-2½
7/26	NY	H-N	0-3	Seaver-McGlothen	48-50	20,783	2	-2½
7/27	Chi	R-D	3-2	Forsch-Bonham	49-50	29,228	2	-3
7/28	Chi	R-D	5-4	Hrabosky-Frailing	50-50	30,425	2	-2
7/29	Chi	R-D	11-4	Curtis-Hooton	51-50	18,689	2	-2
7/30	Pha	R-N	4-3	Hrabosky-Hernaiz	52-50	33,382	2	-1
7/31	Pha	R-N	9-8	Gibson-Ruthven	53-50	33,431	T1	---
8/1	Pitt	R-N	5-2*	Folkers-Giusti	54-50	17,318	T1	---
8/2	Pitt	R-N	2-3*	Hernandez-Pena	54-51	19,385	T1	---

DAY BY DAY WITH THE CARDINALS – 1974

Date	Team	Home-Road Day-Night	Score	Winner-Loser	Won- Lost	Attend- ance	Standings	Games Behind or Ahead
8/3	Pha	H-N	4-3	Garman-Lonborg	55-51	36,053	1	+1
8/4	Pha	H-D (DH)	1-6 11-0	Schueler-Foster Curtis-Ruthven	55-52 56-52	48,245	T1 1	— +1
8/5	Pha	H-N	3-2*	Garman-Richert	57-52	33,476	1	+2
8/6	Mtl	R-N (DH)	5-4 9-4	McGlothen-Torrez Folkers-Rogers	58-52 59-52	21,352	1	+2 +2½
8/7	Mtl	R-N	5-7	Renko-Forsch	59-53	19,023	1	+1½
8/8	Mtl	R-D	2-3*	Carrithers-Curtis	59-54	17,205	1	+½
8/9	LA	H-N	5-3	Foster-Zahn	60-54	29,899	1	+1½
8/10	LA	H-N	2-6	Rau-Gibson	60-55	45,293	1	+1½
8/11	LA	H-D	1-3	Sutton-McGlothen	60-56	36,914	1	+1½
8/12	SD	H-N	6-5*	Hrabosky-Laxton	61-56	16,493	1	+1½
8/13	SD	H-N	1-2	Palmer-Siebert	61-57	17,480	1	+½
8/14	SD	H-N	5-1	Foster-Jones	62-57	16,427	1	+1½
8/15		(OPEN DATE)					1	+1½
8/16	SF	H-N	2-1	Gibson-D'Acquisto	63-57	28,723	1	+1½
8/17	SF	H-N	5-3	Garman-Moffitt	64-57	32,128	1	+2½
8/18	SF	H-D	4-1	Curtis-Bradley	65-57	30,208	1	+2½
8/19	Atl	R-N	6-11	J. Niekro-Osteen	65-58	7,104	1	+2½
8/20	Atl	R-N	6-8	P. Niekro-Foster	65-59	8,190	1	+2½
8/21	Atl	R-N	4-5	Capra-Gibson	65-60	10,118	1	+1½
8/22		(OPEN DATE)					1	+1½
8/23	LA	R-N	2-1	McGlothen-Marshall	66-60	40,993	1	+1½
8/24	LA	R-N	0-3	Sutton-Curtis	66-61	41,199	1	+1
8/25	LA	R-D	3-9	Messersmith-Foster	66-62	38,986	2	-½
8/26		(OPEN DATE)					2	-½
8/27	SD	R-N	1-3	Spillner-Gibson	66-63	9,782	2	-1½
8/28	SD	R-N	5-1	McGlothen-Gräif	67-63	9,641	2	-1½
8/29	SD	R-N	3-1	Curtis-Hardy	68-63	6,042	2	-½
8/30	SF	R-N	2-8	Caldwell-Siebert	68-64	3,111	2	-1½
8/31	SF	R-D	2-3	D'Acquisto-Forsch	68-65	14,356	2	-2½
9/1	SF	R-D	8-1	Gibson-Halicki	69-65	6,842	2	-1½
9/2	Mtl			RAIN			2	-2½
9/3	Mtl	H-N (DH)	5-1 8-4	McGlothen-Walker Garman-Rogers	70-65 71-65	15,366	2	-2½ -2
9/4	Mtl	H-N	5-4	Folkers-Taylor	72-65	13,288	2	-1½
9/5		(OPEN DATE)					2	-1½
9/6	NY	H-N	3-0	Forsch-Koosman	73-65	21,832	2	-1½
9/7	NY	H-N	2-1	Gibson-Matlack	74-65	36,007	2	-1½
9/8	NY	H-D	3-5	Seaver-McGlothen	74-66	34,304	2	-2½
9/9	Pha	H-N	0-2	Lonborg-Curtis	74-67	27,801	2	-2½
9/10	Pha	H-N	2-8	Ruthven-Foster	74-68	27,285	2	-3½
9/11	NY	R-N	4-3*	SIEBERT-WEBB	75-68	13,460	2	-2½
9/12	NY	R-N	12-5	Gibson-Matlack	76-68	11,747	2	-1½
9/13	Pha	R-N	7-3*	Bare-Hernaiz	77-68	35,290	2	-½
9/14	Pha	R-N	9-2	Curtis-Ruthven	78-68	40,426	1	+½
9/15	Pha	R-D	3-1	Forsch-Carlton	79-68	30,142	1	+1½
9/16		(OPEN DATE)					1	+1½
9/17	Pitt	R-N	2-1*	Hrabosky-Reuss	80-68	21,458	1	+2½
9/18	Pitt	R-N	1-4	Rooker-McGlothen	80-69	18,126	1	+1½
9/19	Pitt	R-N	6-8	Hernandez-Folkers	80-70	19,844	1	+½
9/20	Chi	H-N	5-2	Forsch-Bonham	81-70	25,335	1	+½
9/21	Chi	H-D	4-19	Dettore-Osteen	81-71	31,980	1	+½
9/22	Chi	H-D	6-5	Hrabosky-LaRoche	82-71	43,267	1	+1½
9/23	Pitt	H-N	0-1*	Rooker-McGlothen	82-72	33,525	1	+½
9/24	Pitt	H-N	3-7	Kison-Curtis	82-73	37,197	2	-½
9/25	Pitt	H-N	13-12*	Garman-Minshall	83-73	41,345	1	+½

DAY BY DAY WITH THE CARDINALS – 1974

Date	Team	Home-Road	Score	Winner-Loser	Won-Lost	Attendance	Standings	Games Behind or Ahead
9/26		Day-Night (OPEN DATE)					T1	---
9/27	Chi	R-D	10-4	Gibson-Dettore	84-73	4,904	1	+½
9/28	Chi	R-D	3-8	LaRoche-McGlothen	84-74	13,867	2	-1
9/29	Chi	R-D	7-3	Curtis-Stone	85-74	17,722	T1	---
9/30	Mtl	R-N	5-1	Forsch-Rogers	86-74	5,337	T1	---
10/1	Mtl	R-N	2-3	Murray-Gibson	86-75	5,112	2	-1
10/2	Mtl	R-N	(Rained Out – Not made up)					

* – Extra-Inning Game

Caps indicate 25-inning game on September 11th, the longest game in major league history played to conclusion.

25-INNING GAME

The Cardinals and New York Mets engaged in the longest night game in major league history September 11-12, 1974 in New York. The game, longest contest in major league history to be played to a decision, accounted for 11 new major league records and tied 2 major league records.

What looked like a 3-1 Mets' victory was turned into a 3-3 game when Ken Reitz homered with 2 out and a man on in the 9th inning. The next scoring was 16 innings later.

A 9 1/3 inning shutout stint by Claude Osteen highlighted scoreless pitching by Hrabosky, Folkers, Bare, Osteen and Siebert for the Cardinals. Jerry Cram tossed 8 zeroes at the Cardinals, joining Parker, Miller, and Apodaca in stopping the Red Birds.

The shutout spree ended after Bake McBride beat out an infield hit leading off the 25th inning. With Reitz at bat, Met pitcher Hank Webb attempted to pick McBride off first base. As the errant throw sailed into the rightfield corner, the Cardinal speedster rounded third base at full speed and slid home safely as catcher Ron Hodges bobbled the ball.

Sonny Siebert held the Mets in the 25th to gain credit for the victory.

StL	100	000	002	000	000	000	000	000	1	-4-18-2
NY	100	020	000	000	000	000	000	000	0	-3-16-4

The following major league records were set in the game:

Most Plate Appearances, Extra Inning Game – 12, Felix Millan, N.Y., Sept. 11 (25 inn)
John Milner, N.Y., Sept. 11 (25 inn)

Fewest Errors, Second Baseman, Extra-Inning Game – 0, Felix Millan, N.Y., Sept. 11 (25 inn)
Ted Sizemore, St.L., Sept. 11 (25 inn)

Most Batsmen, Extra-Inning Game, Club – 103, New York vs. St.L., Sept. 11 (25 inn)

Most Batsmen, Extra-Inning Game, Both Clubs – 202, N.Y. (103) vs. St.L. (99), Sept. 11 (25 inn)

Most At-Bats, Extra-Inning Game, Club – 89, New York vs. St.L., Sept. 11 (25 inn)

Most At-Bats, Extra-Inning Game, Both Clubs – 175, N.Y. (89) vs. St.L. (86), Sept. 11 (25 inn)

Most Runs, 25th Inning, Club – 1; St. Louis vs. N.Y., Sept. 11

Fewest Three-Base Hits, Extra Inning Game, Both Clubs – 0, N.Y. vs. St.L., Sept. 11 (25 inn)

Most Left on Base, Extra-Inning Game, Both Clubs – 45, N.Y. (25) vs. St.L. (20), Sept. 11 (25 inn)

Longest Extra-Inning Night Game, Time – 7:04, St.L. vs. N.Y., Sept. 11 (25 inn)


Most Innings, Night Game – 25, St.L. vs. N.Y., Sept. 11

Records tied were:

Most At-Bats, Extra Inning Game – 11, Dave Schneck, N.Y., Sept. 11 (25 inn)

Most Bases on Balls, Intentional, Extra-Inning Game, Both Clubs – 7, N.Y. (4) vs. St.L. (3)

A National League record, for most players used in an extra-inning game, (26 by Cardinals) was broken just two days later when the Red Birds and Phillies engaged in a 17 inning rain delayed marathon at Veterans' Stadium and the Phils employed 27 players. Despite playing 51 innings in two cities in three days the Cardinals won all three games.



REFERENCE DATA

LIFETIME SHUTOUTS BY CURRENT CARDINALS

Bob Gibson	56	Bill Parsons	6
Claude Osteen	40	Lynn McGlothen	4
Ray Sadecki	20	Bob Forsch	2
John Curtis	9		

CARDINAL PITCHERS' LIFETIME RECORDS AGAINST OPPOSING CLUBS

	Total	Atl	Chi	Cin	Hou	LA	Mtl	NY	Pha	Pgh	SD	SF	St.L.
Bare	1-3	0-1	0-0	0-0	0-1	0-0	0-0	0-0	1-0	0-0	0-1	0-0	0-0
Curtis	10-14	0-0	2-1	1-1	0-1	2-1	0-2	0-3	2-2	1-1	1-1	1-1	0-0
Denny	0-0	0-0	0-0	0-0	0-0	0-0	0-0	0-0	0-0	0-0	0-0	0-0	0-0
Forsch	7-4	1-0	2-0	0-2	1-0	0-0	1-1	1-0	1-0	0-0	0-0	0-1	0-0
Garman	7-2	0-1	0-0	0-0	0-0	0-0	1-0	1-0	2-0	2-0	0-1	1-0	0-0
Gibson	248-164	19-22	28-20	22-16	29-13	17-23	11-7	28-13	28-11	27-15	13-3	26-21	0-0
Hrabosky	13-6	0-1	3-2	0-0	1-0	0-0	1-2	2-0	1-0	3-1	2-0	0-0	0-0
McGlothen	16-12	2-1	2-1	1-0	0-3	2-1	3-0	2-2	1-1	1-2	2-0	0-1	0-0
Moore	0-1	0-0	0-0	0-0	0-0	0-0	0-0	0-0	0-0	0-0	0-0	0-1	0-0
Osteen	156-138	19-11	14-12	16-21	21-12	1-1	12-3	16-11	10-19	16-9	11-6	10-15	10-18
Sadecki	129-127	15-7	16-15	15-17	9-9	10-13	8-5	7-9	18-14	14-14	2-2	11-14	4-8
Sosa	19-12	4-1	4-1	2-3	0-0	2-2	0-0	2-0	1-1	1-1	3-3	0-0	0-0

CARDINAL PITCHING FEATS

20-GAME WINNERS

YEAR	PITCHER	W	L	YEAR	PITCHER	W	L
1876	George Bradley	47	13	1933	Dizzy Dean	20	18
1892	John Dwyer			1934	Dizzy Dean	30	7
	3-11 St. Louis			1935	Dizzy Dean	28	12
	18-8 Cincinnati	21	19	1936	Dizzy Dean	24	13
1892	William Gleason	20	24	1939	Curtis Davis	22	16
1894	Theo. Breitenstein	27	22	1942	Morton Cooper	22	7
1895	Theo. Breitenstein	20	29	1942	John Beazley	21	6
1899	Denton Young	26	15	1943	Morton Cooper	21	8
1899	John Powell	23	21	1944	Morton Cooper	22	7
1900	Denton Young	20	18	1945	Charles Barrett		
1901	John Powell	21	20		2-3 Boston		
1901	Charles Harper	20	12		21-9 St. Louis	23	12
1904	Charles Nichols	21	13	1946	Howard Pollet	21	10
1904	John Taylor	22	19	1948	Harry Brecheen	20	7
1906	John Taylor			1949	Howard Pollet	20	9
	8-9 St. Louis			1953	Harvey Haddix	20	9
	12-3 Chicago	20	12	1960	Ernest Broglio	21	9
1911	Robert Harmon	23	16	1964	Ray Sadecki	20	11
1920	William Doak	20	12	1965	Bob Gibson	20	12
1923	Jesse Haines	20	13	1966	Bob Gibson	21	12
1926	Flint Rhem	20	7	1968	Bob Gibson	22	9
1927	Jesse Haines	24	10	1969	Bob Gibson	20	13
1927	Grover Alexander	21	10	1970	Bob Gibson	23	7
1928	William Sherdel	21	10	1971	Steve Carlton	20	9
1928	Jesse Haines	20	8				

N. L. STRIKEOUT LEADERS

YEAR	PLAYER	SO	YEAR	PLAYER	SO
1906	Frederick Beebe	171	1934	Dizzy Dean	195
1930	William Hallahan	177	1935	Dizzy Dean	182
1931	William Hallahan	159	1948	Harry Brecheen	149
1932	Dizzy Dean	191	1958	Samuel Jones	225
1933	Dizzy Dean	199	1968	Bob Gibson	268

N. L. ERA LEADERS

YEAR	PLAYER	G	IP	ERA	YEAR	PLAYER	G	IP	ERA
1914	William Doak	36	256	1.72	1946	Howard Pollet	40	226	2.10
1921	William Doak	32	209	2.58	1948	Harry Brecheen	33	233	2.24
1942	Morton Cooper	37	279	1.77	1968	Bob Gibson	34	304.2	1.12
1943	Howard Pollet	16	118	1.75					

CARDINAL NO-HITTERS

George Bradley, Hartford	2-0	7-15-76
Jesse Haines, Boston	5-0	7-17-24
Paul Dean, Brooklyn	3-0	9-21-34
Lon Warneke, Cincinnati	2-0	8-30-41
Ray Washburn, San Francisco	2-0	9-18-68
Bob Gibson, Pittsburgh	11-0	8-14-71

NO-HIT GAMES VS. CARDINALS

Christy Mathewson, New York Giants	5-0	7-15-01
Mal Eason, Brooklyn Dodgers	2-0	7-20-06
Hod Eller, Cincinnati Reds	6-0	5-11-19
Don Cardwell, Chicago Cubs	4-0	5-16-60
Gaylord Perry, San Francisco Giants	1-0	9-17-68

CARDINAL BATTING FEATS

N. L. TOTAL BASE LEADERS

YEAR	PLAYER	TB
1901	Jesse Burkett	314
1917	Rogers Hornsby	253
1920	Rogers Hornsby	329
1921	Rogers Hornsby	378
1922	Rogers Hornsby	450
1924	Rogers Hornsby	373
1925	Rogers Hornsby	381
1926	Jim Bottomley	305
1928	Jim Bottomley	362
1934	Rip Collins	369
1935	Joe Medwick	365
1936	Joe Medwick	367
1937	Joe Medwick	406
1938	John Mize	326
1939	John Mize	353
1940	John Mize	368

N. L. TOTAL BASE LEADERS

YEAR	PLAYER	TB
1942	Enos Slaughter	292
1946	Stan Musial	366
1948	Stan Musial	429
1949	Stan Musial	382
1951	Stan Musial	355
1952	Stan Musial	311
1971	Joe Torre	352

N. L. RBI LEADERS

YEAR	PLAYER	RBI
1920	Rogers Hornsby	94
1921	Rogers Hornsby	126
1922	Rogers Hornsby	152
1925	Rogers Hornsby	143
1926	Jim Bottomley	120

CARDINAL BATTING FEATS

N. L. RBI LEADERS

YEAR	PLAYER	RBI
1928	Jim Bottomley	136
1936	Joe Medwick	138
1937	Joe Medwick	154
1938	Joe Medwick	122
1940	John Mize	137
1946	Enos Slaughter	130
1948	Stan Musial	131
1956	Stan Musial	109
1964	Ken Boyer	119
1967	Orlando Cepeda	111
1971	Joe Torre	137

N. L. SLUGGING LEADERS

YEAR	PLAYER	SLUG PCT.
1917	Rogers Hornsby	.484
1920	Rogers Hornsby	.559
1921	Rogers Hornsby	.639
1922	Rogers Hornsby	.722
1923	Rogers Hornsby	.627
1924	Rogers Hornsby	.696
1925	Rogers Hornsby	.756
1927	Chick Hafey	.590
1934	Rip Collins	.615
1937	Joe Medwick	.641
1938	John Mize	.614
1939	John Mize	.626
1943	Stan Musial	.562
1944	Stan Musial	.549
1946	Stan Musial	.587
1948	Stan Musial	.702
1950	Stan Musial	.596
1952	Stan Musial	.538

HIT IN 25 OR MORE CONSECUTIVE GAMES

GAMES	PLAYER	YEAR
33	Rogers Hornsby	1922
30	Stan Musial	1950
29	Harry Walker	1943
29	Ken Boyer	1959
28	Joe Medwick	1935
28	Red Schoendienst	1954
26	Lou Brock	1971

HOME RUN CHAMPIONS

YEAR	PLAYER	HR
1922	Rogers Hornsby	42
1925	Rogers Hornsby	39
1928	Jim Bottomley	31
1934	Rip Collins	35
1937	Joe Medwick	31

HOME RUN CHAMPIONS

YEAR	PLAYER	HR
1939	Johnny Mize	28
1940	Johnny Mize	43

BATTING CHAMPIONS

YEAR	PLAYER	AVG.
1901	Jesse Burkett	.382
1920	Rogers Hornsby	.370
1921	Rogers Hornsby	.397
1922	Rogers Hornsby	.401
1923	Rogers Hornsby	.384
1924	Rogers Hornsby	.424
1925	Rogers Hornsby	.403
1931	Chick Hafey	.349
1937	Joe Medwick	.374
1939	Johnny Mize	.349
1943	Stan Musial	.357
1946	Stan Musial	.365
1948	Stan Musial	.376
1950	Stan Musial	.346
1951	Stan Musial	.355
1952	Stan Musial	.336
1957	Stan Musial	.351
1971	Joe Torre	.363

.400 HITTERS

YEAR	PLAYER	AVG.
1899	Jesse Burkett	.402
1922	Rogers Hornsby	.401
1924	Rogers Hornsby	.424
1925	Rogers Hornsby	.403

350 OR MORE TOTAL BASES IN A SEASON

YEAR	PLAYER	TB
1922	Rogers Hornsby	450
1948	Stan Musial	429
1937	Joe Medwick	406
1949	Stan Musial	382
1925	Rogers Hornsby	381
1921	Rogers Hornsby	278
1924	Rogers Hornsby	373
1934	Rip Collins	369
1940	Johnny Mize	368
1936	Joe Medwick	367
1946	Stan Musial	366
1935	Joe Medwick	365
1928	Jim Bottomley	362
1953	Stan Musial	361
1954	Stan Musial	359
1925	Jim Bottomley	358
1951	Stan Musial	355
1939	Johnny Mize	353
1971	Joe Torre	352

CARDINAL BATTING FEATS

200 OR MORE HITS IN A SEASON

YEAR	PLAYER	HITS
1899	Jesse Burkett	228
1900	Jesse Burkett	202
1901	Jesse Burkett	228
1920	Rogers Hornsby	218
1920	Milton Stock	204
1921	Rogers Hornsby	235
1921	Austin McHenry	201
1922	Rogers Hornsby	250
1924	Rogers Hornsby	227
1925	Jim Bottomley	227
1925	Rogers Hornsby	203
1927	Frankie Frisch	208
1929	Taylor Douthit	206
1930	Taylor Douthit	201
1934	Rip Collins	200
1935	Joe Medwick	224
1936	Joe Medwick	223
1937	Joe Medwick	237

200 OR MORE HITS IN A SEASON

YEAR	PLAYER	HITS
1937	John Mize	204
1939	Joe Medwick	201
1943	Stan Musial	220
1946	Stan Musial	228
1948	Stan Musial	230
1949	Stan Musial	207
1951	Stan Musial	205
1953	Stan Musial	200
1963	Dick Groat	201
1963	Bill White	200
1963	Curt Flood	200
1964	Curt Flood	211
1964	Lou Brock	200
1967	Lou Brock	206
1970	Joe Torre	203
1970	Lou Brock	202
1971	Joe Torre	230
1971	Lou Brock	200

CARDINALS' ALL-TIME TOP FIVE IN BATTING DEPARTMENTS

GAMES

Musial	3,026
Slaughter	1,820
Schoendienst	1,795
Flood	1,738
K. Boyer	1,667
Brock	1,667

RUNS BATTED IN

Musial	1,951
Slaughter	1,148
Bottomley	1,105
Hornsby	1,067
K. Boyer	1,001

AT BATS

Musial	10,972
Brock	6,907
Schoendienst	6,841
Slaughter	6,775
K. Boyer	6,334

DOUBLES

Musial	725
Medwick	377
Hornsby	367
Slaughter	366
Schoendienst	352

RUNS

Musial	1,949
Brock	1,120
Hornsby	1,089
Slaughter	1,071
Schoendienst	1,025

TRIPLES

Musial	177
Hornsby	143
Slaughter	135
Bottomley	119
Brock	100

HITS

Musial	3,630
Hornsby	2,110
Brock	2,078
Slaughter	2,064
Schoendienst	1,980

HOME RUNS

Musial	475
K. Boyer	255
Hornsby	193
Bottomley	181
Mize	158

CARDINALS' ALL-TIME TOP FIVE IN BATTING DEPARTMENTS

TOTAL BASES	
Musial	6,134
Hornsby	3,342
Slaughter	3,138
K. Boyer	3,011
Brock	2,960

CARDINALS WHO HAVE HIT 30 OR MORE HOME RUNS IN A SEASON

1940	John Mize	43	1970	Dick Allen	34
1922	Rogers Hornsby	42	1955	Stan Musial	33
1925	Rogers Hornsby	39	1951	Stan Musial	32
1948	Stan Musial	39	1960	Ken Boyer	32
1949	Stan Musial	36	1928	Jim Bottomley	31
1934	Rip Collins	35	1937	Joe Medwick	31
1954	Stan Musial	35	1953	Stan Musial	30

CARDINAL TEAM HOME RUN TOTALS SINCE 1944

Year	HR	Rank*	Year	HR	Rank*
1944	100	1	1960	138	3
1945	64	4	1961	103	7+
1946	81	2	1962	137	7
1947	115	3	1963	128	3
1948	105	3	1964	109	7
1949	102	6	1965	109	7
1950	102	7	1966	108	8+
1951	95	7	1967	115	4
1952	97	6	1968	73	8
1953	140	5	1969	90	12
1954	119	6	1970	113	10
1955	143	6	1971	95	9+
1956	124	6	1972	70	12
1957	132	6	1973	75	12
1958	111	8	1974	83	12
1959	118	6			

* Rank in National League + - Tied

CARDINALS' ALL-TIME HOME RUN LEADERS - SEASON - BY POSITION

*Catcher - Ted Simmons	17	1974
First Base - Johnny Mize	43	1940
Second Base - Rogers Hornsby	42	1952
Third Base - Ken Boyer	32	1960
Left Field - Stan Musial	32	1951
Center Field - Stan Musial	21	1952
Right Field - Stan Musial	39	1948

*Simmons had 20 homers in 1974, 17 while catching.
Joe Torre had 21 homers in 1970, 11 while catching.

**CARDINALS' ALL-TIME RUNS-BATTED-IN LEADERS – SEASON
– BY POSITION**

*Catcher – Ted Simmons	96	1972
First Base – Jim Bottomley	137	1929
Johnny Mize	137	1940
Second Base – Rogers Hornsby	152	1922
Shortstop – Doc Lavan	82	1921
Third Base – Joe Torre	137	1971
Left Field – Joe Medwick	154	1937
Center Field – Buster Adams	101	1945
Right Field – Stan Musial	131	1948

*Simmons had 103 RBI in 1974 but drove in only 95 while catching.

WHERE THEY FINISHED 1900-1974

Year	Position	Won	Lost	Pct.	Attendance	Manager
1900	5+	65	75	.464		Oliver Tebeau and Louis Heilbroner
1901	4	76	64	.543	379,988	Patsy Donovan
1902	6	56	78	.418	226,417	Patsy Donovan
1903	8	43	94	.314	263,538	Patsy Donovan
1904	5	75	79	.487	386,750	Charles "Kid" Nichols
1905	6	58	96	.377	292,800	Nichols, Jimmy Burke, Matthew Robison
1906	7	52	98	.347	283,770	John J. McCloskey
1907	8	52	101	.340	185,377	John J. McCloskey
1908	8	49	105	.318	205,129	John J. McCloskey
1909	7	54	98	.355	299,982	Roger Bresnahan
1910	7	63	90	.412	363,624	Roger Bresnahan
1911	5	75	74	.503	447,768	Roger Bresnahan
1912	6	63	90	.412	241,759	Roger Bresnahan
1913	8	51	99	.340	203,531	Miller Huggins
1914	3	81	72	.529	346,025	Miller Huggins
1915	6	72	81	.471	252,657	Miller Huggins
1916	7+	60	93	.392	224,308	Miller Huggins
1917	3	82	70	.539	301,948	Miller Huggins
1918	8	51	78	.395	110,596	Jack Hendricks
1919	7	54	83	.394	173,604	Branch Rickey
1920	5	75	79	.487	325,845	Branch Rickey
1921	3	87	66	.569	384,790	Branch Rickey
1922	3+	85	69	.552	536,343	Branch Rickey
1923	5	79	74	.516	338,548	Branch Rickey
1924	6	65	89	.422	272,884	Branch Rickey
1925	4	77	76	.503	405,297	Rickey and Rogers Hornsby
1926	1*	89	65	.578	681,575	Rogers Hornsby
1927	2	92	61	.601	763,615	Bob O'Farrell
1928	1	95	59	.617	778,147	Bill McKechnie
1929	4	78	74	.513	410,921	McKechnie and Billy Southworth
1930	1	92	62	.597	519,647	Gabby Street
1931	1*	101	53	.656	623,960	Gabby Street
1932	6+	72	82	.468	290,370	Gabby Street
1933	5	82	71	.536	268,404	Street and Frank Frisch
1934	1*	95	58	.621	334,863	Frank Frisch
1935	2	96	58	.623	517,805	Frank Frisch

WHERE THEY FINISHED 1900-1974

Year	Position	Won	Lost	Pct.	Attendance	Manager
1936	2+	87	67	.565	457,925	Frank Frisch
1937	4	81	73	.526	443,039	Frank Frisch
1938	6	71	80	.470	295,229	Frisch and Mike Gonzalez
1939	2	92	61	.601	410,778	Ray Blades
1940	3	84	69	.549	331,899	Blades, Gonzales and Billy Southworth
1941	2	97	56	.634	642,496	Billy Southworth
1942	1*	106	48	.688	571,626	Billy Southworth
1943	1	105	49	.682	535,014	Billy Southworth
1944	1*	105	49	.682	486,751	Billy Southworth
1945	2	95	59	.617	594,180	Billy Southworth
1946	1*	98	58	.628	1,062,553	Eddie Dyer
1947	2	89	65	.578	1,248,013	Eddie Dyer
1948	2	85	69	.552	1,111,454	Eddie Dyer
1949	2	96	58	.623	1,430,676	Eddie Dyer
1950	5	78	75	.519	1,093,199	Eddie Dyer
1951	3	81	73	.526	1,013,429	Marty Marion
1952	3	88	66	.571	913,113	Eddie Stanky
1953	3+	83	71	.539	880,242	Eddie Stanky
1954	6	72	82	.468	1,039,698	Eddie Stanky
1955	7	68	86	.442	849,130	Stanky and Harry Walker
1956	4	76	78	.494	1,029,773	Fred Hutchinson
1957	2	87	67	.565	1,183,575	Fred Hutchinson
1958	5+	72	82	.468	1,063,730	Fred Hutchinson and Stan Hack
1959	7	71	83	.461	929,953	Solly Hemus
1960	3	86	68	.558	1,096,632	Solly Hemus
1961	5	80	74	.519	855,305	Hemus and Johnny Keane
1962	6	84	78	.519	953,895	Johnny Keane
1963	2	93	69	.574	1,170,546	Johnny Keane
1964	1*	93	69	.574	1,143,294	Johnny Keane
1965	7	80	81	.497	1,241,195	Albert Schoendienst
1966	6	83	79	.512	1,712,980	Albert Schoendienst
1967	1*	101	60	.627	2,090,145	Albert Schoendienst
1968	1	97	65	.598	2,011,177	Albert Schoendienst
1969	4**	87	75	.537	1,682,583	Albert Schoendienst
1970	4	76	86	.469	1,628,729	Albert Schoendienst
1971	2	90	72	.556	1,604,671	Albert Schoendienst
1972	4	75	81	.481	1,196,894	Albert Schoendienst
1973	2	81	81	.500	1,574,012	Albert Schoendienst
1974	2	86	75	.535	1,838,413	Albert Schoendienst
		5951	5551	.517	54,060,531	

* — Tied for Position * — World Champions ** — Start of Divisional Play

World Champions — 1926, 1931, 1934, 1942, 1944, 1946, 1964, 1967.

Finished first 12 times, second 14 times, third 9 times, fourth 8 times, fifth 9 times, sixth 10 times, seventh 8 times, eighth 5 times.

CARDINALS SELECTED ON THE SPORTING NEWS' GOLD GLOVE ALL-STAR FIELDING TEAMS

1958	Ken Boyer, 3b
1959	Ken Boyer, 3b
1960	Bill White, 1b; Ken Boyer, 3b

**CARDINALS SELECTED ON THE SPORTING NEWS'
GOLD GLOVE ALL-STAR FIELDING TEAMS**

1961	Bill White, 1b; Ken Boyer, 3b
1962	Bobby Shantz, p; Bill White, 1b
1963	Bobby Shantz, p; Bill White, 1b; Ken Boyer, 3b; Curt Flood, of
1964	Bill White, 1b; Curt Flood, of
1965	Bob Gibson, p; Bill White, 1b; Curt Flood, of
1966	Bob Gibson, p; Curt Flood, of
1967	Bob Gibson, p; Curt Flood, of
1968	Bob Gibson, p; Dal Maxvill, ss; Curt Flood, of
1969	Bob Gibson, p; Curt Flood, of
1970	Bob Gibson, p
1971	Bob Gibson, p
1972	Bob Gibson, p
1973	Bob Gibson, p

LONGEST CARDINAL BATTING STREAKS SINCE 1950

1950	Stan Musial	30 games	1962	Curt Flood	17 games
1951	Stan Musial	16 games	1963	George Altman	17 games
1952	Stan Musial	24 games	1964	Bill White	20 games
1953	Stan Musial, Solly Hemus	15 games	1965	Curt Flood	15 games
1954	Red Schoendienst	28 games	1966	Lou Brock	19 games
1955	Wally Moon	13 games	1967	Lou Brock	20 games
1956	Alvin Dark, Stan Musial, Red Schoendienst	15 games	1968	Lou Brock, Bobby Tolan	13 games
1957	Wally Moon	24 games	1969	Vada Pinson	22 games
1958	Stan Musial	17 games	1970	Lou Brock	15 games
1959	Ken Boyer	29 games	1971	Lou Brock	26 games
1960	Ken Boyer	14 games	1972	Lou Brock	18 games
1961	Ken Boyer	15 games	1973	Ted Simmons	19 games
			1974	Ted Simmons	15 games

LIFETIME GRAND SLAM HOME RUNS BY CURRENT CARDINALS

Fairly	6	Melendez	2
Simmons	3	Brock	1
Smith	2	Billings	1
Gibson	2	Hunt	1

**CARDINAL INDIVIDUAL RECORDS
BATTING**

MOST GAMES

162 Bill White — 1963
162 Curt Flood — 1964
162 Ken Boyer — 1964

MOST AT-BATS

689 Lou Brock — 1967

MOST RUNS

141 Rogers Hornsby — 1922

MOST HITS

250 Rogers Hornsby — 1922

MOST HITS (Lifetime)

3,630 Stan Musial

CARDINAL INDIVIDUAL RECORDS BATTING

MOST SINGLES

180 Jesse Burkett — 1901

MOST DOUBLES

64 Joe Medwick — 1936

MOST TRIPLES

33 Perry Werden — 1893

MOST TRIPLES (Since 1900)

25 Tom Long — 1915

MOST HOME RUNS (Righthanded Batter)

42 Rogers Hornsby — 1922

MOST HOME RUNS (Lefthanded Batter)

43 John Mize — 1940

MOST INTENTIONAL BASES ON BALLS

26 Stan Musial — 1958

MOST STRIKEOUTS

134 Lou Brock — 1966

FEWEST STRIKEOUTS

10 Frank Frisch — 1927

MOST HIT BY PITCHER

31 Lou Evans — 1910

MOST RUNS BATTED IN

154 Joe Medwick — 1937

HIGHEST BATTING AVERAGE

.424 Rogers Hornsby — 1924

MOST HOME RUNS (Season at Home)

25 John Mize — 1940

MOST HOME RUNS (First Season)

21 Ray Jablonski — 1953

MOST HOME RUNS (Lifetime)

475 Stan Musial

MOST TOTAL BASES

450 Rogers Hornsby — 1922

MOST LONG HITS (Righthanded Batter)

102 Rogers Hornsby — 1922

MOST LONG HITS (Lefthanded Batter)

103 Stan Musial — 1948

MOST EXTRA BASES ON LONG HITS

200 Rogers Hornsby — 1922

MOST SACRIFICES

37 Taylor Douthitt (includes sacrifice flies) — 1926

36 Harry Walker (no sacrifice flies) — 1943

MOST STOLEN BASES

118 Lou Brock — 1974

MOST BASES ON BALLS

116 Miller Huggins — 1910

HIGHEST SLUGGING AVERAGE

(Righthanded Batter)

.756 Rogers Hornsby — 1925

HIGHEST SLUGGING AVERAGE

(Lefthanded Batter)

.702 Stan Musial — 1948

MOST CONSECUTIVE GAMES HIT

SAFELY

33 Rogers Hornsby — 1922

MOST GROUNDED INTO DOUBLE PLAY

29 Ted Simmons — 1973

FEWEST GROUNDED INTO DOUBLE

PLAY

2 Lou Brock — 1965, 1969

CARDINAL INDIVIDUAL RECORDS PITCHING

MOST GAMES (Righthander)

65 Lyndall McDaniel — 1960

65 Ron Willis — 1967

65 Diego Segui — 1973

MOST GAMES (Lefthander)

65 Al Hrabosky — 1974

MOST GAMES STARTED

39 John Taylor — 1904

MOST COMPLETE GAMES

39 John Taylor — 1904

MOST GAMES FINISHED (Righthander)

47 Lyndall McDaniel — 1959 and 1960

MOST GAMES FINISHED (Lefthander)

34 Hal Woodeshick — 1965

MOST INNINGS

352 Grant McGlynn — 1907

MOST GAMES WON (Season)

30 Dizzy Dean — 1934

MOST GAMES WON (Lifetime)

248 Bob Gibson

MOST YEARS WINNING 20 OR MORE GAMES

5 Bob Gibson

MOST GAMES LOST (Season)

25 Grant McGlynn — 1907

25 Art Raymond — 1908

HIGHEST PERCENTAGE (Season)

.811 Dizzy Dean (30-7) — 1934

CARDINAL INDIVIDUAL RECORDS PITCHING

MOST CONSECUTIVE GAMES WON (Season)

15 Bob Gibson – 1968

MOST CONSECUTIVE GAMES LOST (Season)

Less than 12

MOST SHUTOUTS (One Season)

13 Bob Gibson – 1968

MOST SHUTOUTS (Lifetime)

56 Bob Gibson

MOST AT-BATS

1,352 John Taylor – 1904

MOST RUNS

162 Grant McGlynn – 1907

MOST EARNED RUNS

129 Bill Sherdel – 1929

MOST HITS

337 Denton Young – 1900

MOST HIT BATSMEN

17 Gerry Staley – 1953

MOST WILD PITCHES

15 Fred Beebe – 1907

15 Fred Beebe – 1909

MOST HOME RUNS

39 Murry Dickson – 1948

MOST SHUTOUTS LOST

11 Art Raymond – 1908

LOWEST EARNED RUN AVERAGE

1.12 Bob Gibson – 1968

MOST BASES ON BALLS

181 Bob Harmon – 1911

MOST STRIKEOUTS (Season)

274 Bob Gibson – 1970

MOST STRIKEOUTS (One Game, 9 Innings)

19 Steve Carlton (Major League
Record)

MOST SAVES (Season)

18 Al Brazle – 1953

17 Diego Segui – 1973

CARDINAL LEADERS THROUGH THE YEARS RUNS BATTED IN

1920	Hornsby	94*	1948	Musial	131*
1921	Hornsby	126*	1949	Musial	123
1922	Hornsby	152*	1950	Musial	109
1923	Stock	96	1951	Musial	108
1924	Bottomley	111	1952	Slaughter	101
1925	Hornsby	143*	1953	Musial	113
1926	Bottomley	120*	1954	Musial	126
1927	Bottomley	124	1955	Musial	108
1928	Bottomley	136*	1956	Musial	109*
1929	Bottomley	137	1957	Ennis	105
1930	Frisch	114	1958	Boyer	90
1931	Hafey	95	1959	Boyer	94
1932	R. Collins	91	1960	Boyer	97
1933	Medwick	98	1961	Boyer	95
1934	R. Collins	128	1962	White	102
1935	Medwick	126	1963	Boyer	111
1936	Medwick	138*	1964	Boyer	119*
1937	Medwick	154*	1965	Flood	83
1938	Medwick	122*	1966	Flood	78
1939	Medwick	117	1967	Cepeda	111*
1940	Mize	137*	1968	Shannon	79
1941	Mize	100	1969	Torre	101
1942	Slaughter	98	1970	Allen	101
1943	Musial-Cooper	81	1971	Torre	137*
1944	Sanders	102	1972	Simmons	96
1945	Kurowski	102	1973	Simmons	91
1946	Slaughter	130*	1974	Simmons	103
1947	Kurowski	104			

BATTING

1940	Martin	.316	1958	Musial	.337
1941	Crabtree	.341	1959	Cunningham	.345
1942	Slaughter	.318	1960	Boyer	.304
1943	Musial	.357*	1961	Boyer	.329
1944	Musial	.347	1962	Musial	.330
1945	Kurowski	.323	1963	Groat	.319
1946	Musial	.365*	1964	Brock	.315
1947	Musial	.312	1965	Flood	.310
1948	Musial	.376*	1966	Cepeda	.301
1949	Musial	.338	1967	Flood	.335
1950	Musial	.346*	1968	Flood	.301
1951	Musial	.355*	1969	Brock	.298
1952	Musial	.336*	1970	Torre	.325
1953	Schoendienst	.342	1971	Torre	.363*
1954	Musial	.300	1972	Brock	.311
1955	Musial	.319	1973	Simmons	.310
1956	Musial	.310	1974	McBride-Smith	.309
1957	Musial	.351*			

*Indicates National League Leader.

CARDINALS IN THE WORLD SERIES

Year	Opponent	Winner	Games	Year	Opponent	Winner	Games
1926	New York	St. Louis	4-3	1943	New York	New York	4-1
1928	New York	New York	4-0	1944	St. Louis Browns	Cardinals	4-2
1930	Philadelphia	Philadelphia	4-2	1946	Boston	St. Louis	4-3
1931	Philadelphia	St. Louis	4-3	1964	New York	St. Louis	4-3
1934	Detroit	St. Louis	4-3	1967	Boston	St. Louis	4-3
1942	New York	St. Louis	4-1	1968	Detroit	Detroit	4-3

THE CARDINALS' WORLD SERIES STORY . . . YEAR BY YEAR

1926 The Cardinals defeated the Yankees, four games to three, to win their first world championship. Grover Cleveland Alexander, obtained by the Red Birds in a mid-season trade with the Chicago Cubs, won the second and sixth games, then came on to save the seventh.

1928 Babe Ruth and Lou Gehrig paced the Yankees to a four-game sweep of the Cardinals. Ruth hit .625 for the Series and had three home runs in one game, and Gehrig had a .545 batting average. Four of Gehrig's six hits were home runs, and he had nine runs-batted-in.

1930 Connie Mack's Philadelphia Athletics defeated the Cardinals, four games to two, as the Red Birds hit only .200 and the Athletics .197. Cardinal victories were scored by Bill Hallahan, 5-0, in the third game, and Jesse Haines, 3-1, in the fourth.

1931 The Cardinals got revenge on the Athletics, defeating Philadelphia, four games to three. Pepper Martin, the Wild Horse of the Osage, paced the Red Birds, stealing five bases, collecting 12 hits and hitting .500. Bill Hallahan and Burleigh Grimes each pitched two victories for the Cardinals.

1934 The "Gas-House Gang" won the National League pennant on the final day of the season, then defeated Detroit in the Series, four games to three. Dizzy and Paul Dean, who combined to win 49 games during the regular season, each won two games over the Tigers. The final game of the Series, won by the Cardinals, 11-0, was marked by Commissioner K. M. Landis ordering Joe (Ducky) Medwick from the game. Medwick had collided with Tiger third baseman Marvin Owen in the sixth inning, and his actions so infuriated the Detroit fans that they bombarded Ducky with fruit, vegetables and debris when he went to his position in left field in the seventh inning. Landis removed Medwick to halt the disturbance.

THE CARDINALS' WORLD SERIES STORY . . .

YEAR BY YEAR

- 1942** The Cardinals lost the first game of the Series to the Yankees, then roared back to win four straight. Rookie pitcher Johnny Beazley won two games; lefthander Ernie White shut out the Yankees in the third game, and third baseman Whitey Kurowski hit a decisive triple in the second game, then clinched the finale with a two-run home run in the ninth inning.
- 1943** The Yankees evened their World Series record against the Cardinals at 2-2 as they defeated the Red Birds, four games to one. The key play of the Series occurred in the third game. With the Cardinals holding a 2-1 lead in the eighth inning, Johnny Lindell crashed into Whitey Kurowski at third on a sacrifice bunt and jarred the baseball loose from Kurowski's hand. Billy Johnson then tripled to drive in three runs, the Yankees went on to score five times in the inning and Manager Joe McCarthy's powerhouse coasted to victory. The New Yorkers also won the next two games to take the championship.
- 1944** In this only all-St. Louis World Series, pitching dominated and the Cardinals defeated the Browns, four games to two. The pitchers struck out a record total of 92 batters, 49 of them by Cardinal moundsmen and 43 by the Browns' hurlers. Emil Verban topped Cardinal hitters with a .412 average.
- 1946** Harry (The Cat) Brecheen won three games and the Cardinals topped the Boston Red Sox, four games to three. With the score tied 3-3 in the last half of the eighth inning of the seventh game, Enos Slaughter singled, then scored all the way from first on Harry Walker's hit to left center, a sprint that surprised relay man Johnny Pesky of the Red Sox and allowed Slaughter to score the winning run.
- 1964** A team victory for the Cardinals, who defeated the Yankees, four games to three. Bob Gibson won two games; Ken Boyer hit a grand-slam home run to win the fourth game; Tim McCarver, who topped Cardinal hitters in the Series with a .478 average, smashed a 10th inning home run to win the fifth game, and Ron Taylor and Roger Craig contributed valuable relief help.
- 1967** Bob Gibson pitched three complete-game victories and Lou Brock put on one of the finest offensive displays in World Series history as the Cardinals defeated the Boston Red Sox, four games to three. Gibson limited the Red Sox to only 14 hits in the three games, and Brock topped all Series hitters with a .414 batting average. Lou also set a Series record by stealing seven bases, and Roger Maris hit .385 and drove in seven runs, a Cardinal Series record.
- 1968** The Cardinals had a three-game-to-one lead, but the Detroit Tigers stormed back to win the last three contests and claim their first world championship in 23 years. Lefthander Mickey Lolich, a motorcycle enthusiast who played in the shadow of 31-game winner Denny McLain all year, was superb for the Tigers as he won three games, including the 4-1 finale. Bob Gibson won two games for the Red Birds, and set records by striking out 17 batters in the first game and a total of 35 for the Series, breaking the mark of 31 he set against the Yankees in 1964.

OTHER CARDINAL HISTORICAL HIGHLIGHTS . . .

- 1876** St. Louis became a charter member of the National League, then withdrew after the 1877 season.
- 1892** St. Louis back in the NL. The team was called the Browns, later became the Perfectos.
- 1899** The ballclub changed the team nickname from Perfectos to Cardinals.
- 1920** Team moved from Robison Field to Sportsman's Park.
- 1922** Rogers Hornsby won the triple crown with 42 home runs, 152 RBI's and a .401 batting average.
- 1924** Hornsby won the National League batting title with a .424 average, highest mark in the circuit since 1900.
- 1925** Hornsby again won the triple crown with 39 home runs, 143 RBI's and a .403 average.
- 1937** Joe (Ducky) Medwick won the triple crown with 31 home runs, 154 RBI's and a .374 batting average.
- 1940** First night game in St. Louis for Browns and then Cardinals. Johnny Mize set a St. Louis home run record of 43.
- 1946** Home paid attendance topped one million for the first time.

OTHER CARDINAL HISTORICAL HIGHLIGHTS . . .

- 1948 Stan Musial won his third National League Most Valuable Player award and led the league in virtually every batting department – average (.376); runs (135); hits (230); total bases (429); doubles (46); triples (18); runs-batted-in (131), and slugging percentage (.702).
- 1950 Cardinals played the first night opener in St. Louis.
- 1953 Anheuser-Busch, Inc., bought the Cardinals, then renovated Sportsman's Park and renamed it Busch Stadium.
- 1954 Musial hit five home runs in a doubleheader against the Giants at Busch Stadium on May 2.
- 1957 Musial established a National League endurance record when he extended his streak of consecutive games played to 895 before an injury forced him to the bench. The mishap occurred at Philadelphia on Aug. 22 when he tore a muscle and chipped a bone in his shoulder blade as he swung and missed a high, outside pitch. He won the batting title with a .351 average.
- 1958 Musial, pinch hitting in the sixth inning, collected a double against the Cubs at Wrigley Field in Chicago on May 13, and that dramatic blow was the 3,000th hit of his career.
- 1962 Musial, nearing his 42nd birthday, made a solid bid for his eighth batting title as he hit .330, but Tommy Davis of the Los Angeles Dodgers won the crown with a .346 mark.
- 1963 Musial, who won seven National League batting titles in his 22-year career with the Cardinals and had a lifetime average of .331, announced his retirement. His famous No. 6 became the first and only Cardinal number to be retired.
- 1966 The Cardinals closed old Busch Stadium on May 8 with a 10-5 loss to the San Francisco Giants. On May 12, they opened the new Busch Memorial Stadium in downtown St. Louis by defeating the Atlanta Braves, 4-3, in 12 innings. The winning run scored when Lou Brock singled with the bases loaded, driving in Curt Flood. The winning pitcher was Don Dennis, the loser Phil Niekro. Mike Shannon got the first Cardinal hit, a first-inning single and Atlanta's Felipe Alou hit two home runs.
- 1967 Home paid attendance went over the two million mark for the first time.
- 1968 Bob Gibson had a 22-9 record, hurled 13 shutouts, had a 15-game winning streak and allowed only 38 earned runs in 304 innings for an ERA of 1.12, a major league record for a pitcher who worked more than 300 innings. He set a World Series strike-out record with 17 in the first game against Detroit. His remarkable season earned him the National League's Cy Young Award and he was also named MVP.
- 1969 On Sept. 15, Steve Carlton struck out 19 New York Mets in a nine-inning game to set a major league record. He lost the game, 4-3, as Ron Swoboda hit a pair of two-run homers. He struck out at least one man in every inning and fanned the side in four different innings. His record was tied in 1970 by New York's Tom Seaver.
- 1970 Gibson had a 23-7 record and received his second National League Cy Young Award.
- 1971 Torre wins batting title with .363 average and is named MVP. Gibson pitches his first no-hitter, beating the Pirates, 11-0, on Aug. 14. Schoendienst establishes longevity record for Cardinal managers, completing his seventh season. Brock became first major league player to steal 50 or bases in seven consecutive years.
- 1972 Gibson extends his major league record for most seasons 200 or more strikeouts to nine. Gibson sets National League record with his 2,786th strikeout, the most lifetime for a righthanded pitcher. Brock extends his record for most consecutive seasons, 50 or more stolen bases to 8. Cardinals draw 50,000,000th fan since 1900.
- 1973 Brock steals his 600th base and moves into 9th place on the all-time list. Brock sets major league record for stealing 50 or more bases for 9 consecutive years. Gibson moves into second place on all-time strikeout list. Torre gets his 2000th hit and 1000th RBI.
- 1974 Brock steals 118 bases to break Maury Wills' one-season mark and Max Carey's National League career record. Lou moves from ninth to second on major league's all-time career stolen base list. Bob Gibson strikes out the 3,000th batter of his career to become only the second pitcher in baseball history to reach that figure. The Cardinals draw more than 1,800,000, the third highest home attendance in their history. Red Birds and Mets play 25 inning game, the longest night game in major league history and the longest game ever played to conclusion. Cardinals win as Bake McBride scores from first on two errors. McBride named "Rookie Of The Year."

CARDINALS SELECTED FOR THE ALL-STAR GAME

- 1933 Frank Frisch, 2b; Bill Hallahan, p; Pepper Martin, 3b; Jim Wilson, c.
 1934 Dizzy Dean, p; Frank Frisch, 2b; Pepper Martin, 3b; Joe Medwick, of.
 1935 Frank Frisch, manager and 2b; Rip Collins, 1b; Dizzy Dean, p; Pepper Martin, 3b.
 Joe Medwick, of; Bill Walker, p; Burgess Whitehead, 2b.
 1936 Rip Collins, 1b; Dizzy Dean, p; Leo Durocher, ss; Stuart Martin, 2b; Joe Medwick, of.
 1937 Dizzy Dean, p; Pepper Martin, of; Joe Medwick of, John Mize, 1b.
 1938 Joe Medwick, of.
 1939 Curtis Davis, p; Joe Medwick, of; John Mize, 1b; Terry Moore, of; Lon Warneke, p.
 1940 John Mize, 1b; Terry Moore, of.
 1941 John Mize, 1b; Terry Moore, of; Enos Slaughter, of; Lon Warneke, p.
 1942 Jim Brown, 2b; Mort Cooper, p; Walker Cooper, c; Terry Moore, of; Enos Slaughter, of.
 1943 Billy Southworth, manager, Mort Cooper, p; Walker Cooper, c; George Kurowski,
 3b; Max Lanier, p; Martin Marion, ss; Stan Musial, of; Howard Pollet, p; Harry Walker, of.
 1944 Billy Southworth, manager; Walker Cooper, c; George Kurowski, 3b; Max Lanier, p;
 Martin Marion, ss; George Munger, p; Stan Musial, of.
 1945 No game.
 1946 George Kurowski, 3b; Martin Marion, ss; Stan Musial, of; Howard Pollet, p; Albert
 Schoendienst, 2b; Enos Slaughter, of.
 1947 Eddie Dyer, manager; Harry Brecheen, p; George Kurowski, 3b; Martin Marion, ss;
 George Munger, p; Stan Musial, 1b; Enos Slaughter, of.
 1948 Harry Brecheen, p; Martin Marion, ss; Stan Musial, of; Albert Schoendienst, 2b;
 Enos Slaughter, of.
 1949 Edward Kazak, 3b; Martin Marion, ss; George Munger, p; Stan Musial, of; Howard
 Pollet, p; Albert Schoendienst, 2b; Enos Slaughter, of.
 1950 Martin Marion, ss; Stan Musial, 1b; Albert Schoendienst, 2b; Enos Slaughter, of.
 1951 Stan Musial, of; Albert Schoendienst, 2b; Enos Slaughter, of; Wally Westlake, of.
 1952 Stan Musial, of; Albert Schoendienst, 2b; Enos Slaughter, of; Gerry Staley, p.
 1953 Harvey Haddix, p; Stan Musial, of; Del Rice, c; Albert Schoendienst, 2b; Enos
 Slaughter, of; Gerry Staley, p.
 1954 Harvey Haddix, p; Ray Jablonski, 3b; Stan Musial, of; Albert Schoendienst, 2b.
 1955 Luis Arroyo, p; Harvey Haddix, p; Stan Musial, 1b; Albert Schoendienst, 2b.
 1956 Ken Boyer, 3b; Stan Musial, of; Rip Repulski, of.
 1957 Larry Jackson, p; Wally Moon, of; Stan Musial, 1b; Hal Smith, c.
 1958 Don Blasingame, 2b; Larry Jackson, p; Stan Musial, 1b.
 1959 (1st Game) Ken Boyer, 3b; Joe Cunningham, of; Wilmer Mizell, p; Stan Musial, 1b;
 Hal Smith, c; Bill White, of.
 1959 (2nd Game) Ken Boyer, 3b; Joe Cunningham, of; Wilmer Mizell, p; Stan Musial, 1b;
 Hal Smith, c.
 1960 (Both Games) Ken Boyer, 3b; Larry Jackson, p; Lindy McDaniel, p; Stan Musial,
 of; Bill White, 1b.
 1961 (Both Games) Ken Boyer, 3b; Stan Musial, of; Bill White, 1b.
 1962 (Both Games) Ken Boyer, 3b; Bob Gibson, p; Stan Musial, of.
 1963 Ken Boyer, 3b; Dick Groat, ss; Julian Javier, 2b; Stan Musial, of; Bill White, 1b.
 1964 Ken Boyer, 3b; Curt Flood, of; Dick Groat, ss; Bill White, 1b.
 1965 Bob Gibson, p.
 1966 Curt Flood, of; Bob Gibson, p; Tim McCarver, c.
 1967 Lou Brock, of; Orlando Cepeda, 1b; Bob Gibson, p; Tim McCarver, c.
 1968 Red Schoendienst, manager; Steve Carlton, p; Curt Flood, of; Bob Gibson, p;
 Julian Javier, 2b.
 1969 Red Schoendienst, manager; Steve Carlton, p; Bob Gibson, p.
 1970 Rich Allen, 1b; Bob Gibson, p; Joe Torre, c.
 1971 Joe Torre, 3b; Steve Carlton, p; Lou Brock, of.
 1972 Bob Gibson, p; Lou Brock, of; Joe Torre, 3b; Ted Simmons, c; Red Schoendienst, coach.
 1973 Rick Wise, p; Joe Torre, 3B; Ted Simmons, c.
 1974 Ted Simmons, Lou Brock, Reggie Smith, Lynn McGlothen, Red Schoendienst, Coach.

NOTE: George Kurowski replaced Bob Elliott of Boston on the 1947 squad, and Julian Javier replaced Bill Mazerowski of Pittsburgh on the 1963 squad.

CARDINALS IN THE "HALL OF FAME"

Grover Cleveland Alexander	James "Pud" Galvin	John McGraw
Jim Bottomley	Burleigh Grimes	Bill McKechnie
Roger Bresnahan	Chick Hafey	Joe "Ducky" Medwick
Mordecai P. Brown	Jesse Haines	Stan Musial
Jesse Burkett	Rogers Hornsby	Charles "Kid" Nichols
Jerome "Dizzy" Dean	Miller Huggins	Arthur "Dazzy" Vance
Frank Frisch	Rabbit Maranville	Denton "Cy" Young

CARDINALS' NATIONAL LEAGUE MVP WINNERS

1925 Rogers Hornsby	1944 Marty Marion
1926 Bob O'Farrell	1946 Stan Musial
1928 Jim Bottomley	1948 Stan Musial
1931 Frank Frisch	1964 Ken Boyer
1934 Dizzy Dean	1967 Orlando Cepeda
1937 Joe Medwick	1968 Bob Gibson
1942 Mort Cooper	1971 Joe Torre
1943 Stan Musial	

CARDINALS SELECTED FOR BBWAA ROOKIE AWARD

1954	Wally Moon, of
1955	Bill Virdon, of
1974	Bake McBride, of

CARDINAL CY YOUNG AWARD WINNERS

1968	Bob Gibson
1970	Bob Gibson

CARDINALS SELECTED ON THE SPORTING NEWS' ALL-LEAGUE TEAMS

(Team selected at the conclusion of the season in a poll of
NL Players)

1925	Jim Bottomley, 1b;	1938	Joe Medwick, of.
	Rogers Hornsby, 2b.	1939	Joe Medwick, of.
1926	Rogers Hornsby, 2b.	1942	Enos Slaughter, of;
	Bob O'Farrell, c;		Mort Cooper, p.
	Grover Alexander, p.	1943	Stan Musial, of;
1930	Frank Frisch, 2b.		Walker Cooper, c;
1931	Frank Frisch, 2b.		Mort Cooper, p.
1934	Dizzy Dean, p.	1944	Stan Musial, of;
1935	Joe Medwick, of;		Ray Sanders, 1b;
	Pepper Martin, 3b;		Marty Marion, ss;
	Dizzy Dean, p.		Walker Cooper, c;
1936	Joe Medwick, of;		Mort Cooper, p.
	Dizzy Dean, p.	1945	Marty Marion, ss;
1937	Joe Medwick, of.		Whitey Kurowski, 3b.

CARDINALS SELECTED ON THE SPORTING NEWS' ALL-LEAGUE TEAMS

1946	Enos Slaughter, of; Stan Musial, 1b.	1962	Ken Boyer, 3b.
1948	Stan Musial, of; Harry Brecheen, p.	1963	Bill White, 1b; Ken Boyer, 3b; Dick Groat, ss.
1949	Stan Musial, of.	1964	Bill White, 1b; Ken Boyer, 3b; Dick Groat, ss.
1950	Stan Musial, of.	1967	Orlando Cepeda, 1b; Tim McCarver, c.
1951	Stan Musial, of.	1968	Curt Flood, of; Bob Gibson, p.
1952	Stan Musial, of.	1969	Steve Carlton, p.
1953	Stan Musial, of; Red Schoendienst, 2b.	1970	Bob Gibson, p.
1954	Stan Musial, of.	1971	Steve Carlton, p; Joe Torre, 3b.
1956	Ken Boyer, 3b.	1974	Lou Brock, of.
1957	Stan Musial, 1b.		
1958	Stan Musial, 1b.		
1960	Ernie Broglio, p.		
1961	Ken Boyer, 3b.		

CARDINALS' OPENING DAY RECORD

The Cardinals have won 30, lost 43 and tied two on opening days or nights since 1900.



CARDINALS ON RADIO AND TELEVISION

Once again this season, KMOX-Radio (1120 on the dial) will broadcast all Cardinal games at home and on the road.

In addition, KSD-TV (Channel 5) will televise 31 Red Bird road games.

Jack Buck, sports director of KMOX-radio and Mike Shannon will handle the accounts of 162 games. Buck, Shannon, and Jay Randolph, sports director of KSD-tv and radio will handle the telecasts.

Buck, a graduate of Ohio State University, broke into the broadcasting business with a couple of nightly sports shows in Columbus, O. He went on to do Ohio State basketball and football and Columbus and Rochester minor league baseball. A native of Holyoke, Mass., Buck handled the first telecast of an American Football League game. He joined the Red Bird broadcast team in 1954.

Shannon, a native St. Louisan, starred on the Cardinals' World Champions of 1964 and 1967 and their National League pennant winner of 1968. Mike's career was cut short in 1970 by the discovery that he was suffering from nephritis, a kidney ailment. He spent the 1971 season working in the Cardinal front office as assistant director of promotions and sales. Mike joined the Cardinal broadcast team in 1972.

Randolph, a graduate of Salem (W. Va.) College, got his start in broadcasting as sports and promotion director of WHAR in Clarksburg, W. Va. He went on to work for several West Virginia radio stations before moving to Dallas in the early 60's. While in Dallas he handled play-by-play of the Dallas Cowboys games. A native of Cumberland, Maryland, Randolph in 1973 did a number of NBC Game of the Week productions as well as the Winter Olympics in Sapporo, Japan. He came to St. Louis in 1966.

Randolph will conduct interview shows before and after each television game.

1975 TELEVISION SCHEDULE

*April 5	Saturday	Pittsburgh (at Bradenton)
April 11	Friday	Philadelphia
*April 13	Sunday	Philadelphia
*April 27	Sunday	Chicago
April 30	Wednesday	Pittsburgh
May 1	Thursday	Pittsburgh
*May 18	Sunday	San Francisco
June 6	Friday	Houston
*June 8	Sunday	Houston
June 10	Tuesday	Atlanta
June 11	Wednesday	Cincinnati
June 12	Thursday	Cincinnati
June 17	Tuesday	Pittsburgh
June 18	Wednesday	Pittsburgh
June 24	Tuesday	New York
*June 29	Sunday	Montreal
July 1	Tuesday	Philadelphia
July 2	Wednesday	Philadelphia
July 3	Thursday	Philadelphia
*July 20	Sunday	San Diego
*August 3	Sunday	Chicago
August 12	Tuesday	Houston
August 14	Thursday	Atlanta
August 15	Friday	Atlanta
*August 17	Sunday	Atlanta
August 28	Thursday	Cincinnati
August 29	Friday	Cincinnati
*August 31	Sunday	Cincinnati
September 5	Friday	New York
*September 7	Sunday	New York
*September 21	Sunday	Pittsburgh

*Network Telecast

BUSCH MEMORIAL STADIUM

Busch Memorial Stadium, which has a seating capacity of 50,126 opened for play on May 12, 1966.

The stadium was the main feature of the first phase of a \$51,000,000 improvement program of the Civic Center Redevelopment Corp., which also included a 400-room motel a dining and entertainment area, and multi-level parking structures that accommodate 7,400 cars.

The project was financed with private capital except for \$6,000,000 in St. Louis City bonds to provide the streets, street lights and other public utility improvements in the area. Thirty-seven prominent civic leaders serve on the Board of Directors and Advisory Board. There are about 300 stockholders.

The Stadium lies in an area bounded by Spruce and Seventh, Walnut and Broadway. The basic structure is concrete with the exception of the movable seat sections, which are steel. The nearly circular stadium has an outside diameter of about 800 feet and covers an area of more than 12 acres.

It is essentially a two-deck stadium with approximately half the seats in each deck. Seats completely surround the playing field, with no posts or columns to obscure the spectator's view. Two sections of 3,600 seats each can be moved from a position along the first and third base lines to a position paralleling the football field.

The playing field is from 10 to 30 feet lower than the surrounding streets. Spectators move from the entrance level either up or down to the seating area. There are eight major entrances.

The stadium was designed by Sverdrup & Parcel and Associates, Inc. (Engineers-Architects, St. Louis); Edward Durell Stone (Architect-Design Collaborator, New York); and Schwarz & Van Hoefen (Architects, St. Louis).

BUSCH MEMORIAL STADIUM GROUND RULES

OUTFIELD AREA

Fair ball hitting above yellow line in left and right fields or going over inner fence in area between outfield gates – HOME RUN. Ball hitting on or below yellow line is IN PLAY.

Fair ball bounding into field boxes, bleachers, over inner fence in outfield, or enclosed area in left or right field corners or going through or under fences – TWO BASES.

DUGOUTS

Ball rolling onto top step of dugouts (which are at ground level) is IN PLAY.

Photographers' area on outfield end of each dugout shall be regarded as part of the dugout.

Ball thrown by pitcher from the rubber to catch baserunner off first or third base that goes into stand or dugout – ONE BASE.

A pitched, thrown or batted ball that hits anyone on the playing field except as otherwise provided for in the Official Playing Rules is IN PLAY.

Any batted ball hitting automatic tarpaulin container would be FOUL BALL.

Ball going through wire behind plate or lodging in it – ONE BASE on throw by pitcher – TWO BASES on throw by fielder.

CARDINALS' ATTENDANCE RECORDS

TEN LARGEST BUSCH MEMORIAL STADIUM CROWDS

1. 49,743 – vs. Atlanta (day doubleheader), June 23, 1968
2. 49,093 – vs. San Francisco (N), August 12, 1967
3. 49,027 – vs. San Diego (N), June 6, 1970
4. 48,294 – vs. Chicago (day doubleheader), July 6, 1969
5. 48,245 – vs. Philadelphia (day doubleheader), August 4, 1974
6. 48,085 – vs. Los Angeles (D), July 31, 1966
7. 48,019 – vs. Cincinnati (N), August 5, 1967
8. 47,994 – vs. Atlanta (TN doubleheader), July 12, 1974
9. 47,770 – vs. Los Angeles (N), July 30, 1966
10. 47,656 – vs. Houston (N), July 9, 1966

ATTENDANCE HIGHS

Season At Home: 2,090,145 in 1967.

Season On The Road: 1,530,459 in 1968.

All-Star Game: 49,936 on July 12, 1966.

World Series: 54,692 vs. Detroit, October 2, 3, 9 and 10, 1968.

54,575 vs. Boston, October 7, 8 and 9, 1967.

FIVE SMALLEST BUSCH MEMORIAL STADIUM CROWDS

1. 3,380 – vs. New York (D), September 27, 1972.
2. 4,719 – vs. Philadelphia (N), September 21, 1972.
3. 5,105 – vs. Houston (D), April 13, 1971
4. 5,569 – vs. Philadelphia (N), September 20, 1972
5. 5,586 – vs. Montreal (N), September 5, 1972

REGULAR SEASON SERIES ATTENDANCE RECORDS BUSCH MEMORIAL STADIUM

TWO GAME SERIES (2 Dates)

68,292 – vs. Atlanta, August 8, 9, 1973

THREE GAME SERIES (3 Dates)

139,554 – vs. Los Angeles, July 29, 30, 31, 1966

THREE GAME SERIES (2 Dates)

61,936 – vs. New York, July 26, 27, 1973

FOUR GAME SERIES (4 Dates)

162,193 – vs. San Francisco, August 10, 11, 12, 13, 1967

FOUR GAME SERIES (3 Dates)

121,097 – vs. Atlanta, July 12, 13, 14, 1974

*FIVE GAME SERIES (4 Dates)

63,273 – vs. New York, June 30, July 1, 2, 3, 1969

* – Only five game series in stadium history.

REGULAR SEASON SERIES ATTENDANCE HIGHS – EACH CLUB

TWO GAME SERIES (2 Dates)

Atlanta – 68,292 – August 8, 9, 1973
Chicago – 45,106 – June 28, 29, 1972
Cincinnati – 26,595 – May 2, 3, 1967
Houston – 56,168 – June 13, 15, 1969
Los Angeles – 59,644 – June 1, 2, 1966
Montreal – 26,731 – September 11, 12, 1973
New York – 50,881 – August 26, 27, 1968
Philadelphia – 55,086 – September 9, 10, 1974
Pittsburgh – 42,085 – April 5, 6, 1974
San Diego – 27,837 – August 2, 3, 1971
San Francisco – 56,608 – July 16, 18, 1968

THREE GAME SERIES (3 Dates)

Atlanta – 126,688 – August 16, 17, 18, 1968
Chicago – 126,973 – August 14, 15, 16, 1967
Cincinnati – 119,421 – August 4, 5, 6, 1967
Houston – 96,087 – July 8, 9, 10, 1966
Los Angeles – 139,554 – July 29, 20, 31, 1966
Montreal – 82,117 – June 21, 22, 23, 1974
New York – 92,143 – September 6, 7, 8, 1974
Philadelphia – 96,393 – May 24, 25, 26, 1968
Pittsburgh – 112,067 – September 23, 24, 25, 1974
San Diego – 83,357 – June 5, 6, 7, 1970
San Francisco – 91,059 – August 16, 17, 18, 1974

THREE GAME SERIES (2 Dates)

Atlanta – (None Played)
Chicago – 47,873 – July 17, 18, 1966
Cincinnati – 57,845 – July 20, 21, 1970
Houston – (None Played)
Los Angeles – (None Played)
Montreal – 32,839 – June 26, 27, 1972
New York – 61,936 – July 26, 27, 1973
Philadelphia – (None Played)
Pittsburgh – 57,568 – June 25, 26, 1968
San Diego – (None Played)
San Francisco – 54,645 – April 10, 11, 1971

FOUR GAME SERIES (4 Dates)

Atlanta – 116,221 – September 21, 22, 23, 24, 1967
Chicago – 76,119 – May 18, 19, 20, 21, 1972
Cincinnati – 112,793 – July 3, 4, 5, 6, 1967
Houston – 118,023 – August 31, September 1, 2, 3, 1967
Los Angeles – 136,056 – August 1, 2, 3, 4, 1969
Montreal – 67,163 – June 16, 17, 18, 19, 1969
New York – 97,503 – August 30, 31 and September 1, 2, 1973
Philadelphia – 95,793 – July 22, 23, 24, 25, 1968
Pittsburgh – 117,727 – July 9, 10, 11, 12, 1970
San Diego – 56,158 – May 21, 22, 23, 24, 1971
San Francisco – 162,193 – August 10, 11, 12, 13, 1967

FOUR GAME SERIES (3 Dates)

Atlanta – 121,097 – July 12, 13, 14, 1974
Chicago – 112,238 – July 4, 5, 6, 1969
Cincinnati – (None Played)
Houston – 101,383 – July 11, 12, 13, 1968

REGULAR SEASON SERIES ATTENDANCE HIGHS – EACH CLUB

FOUR GAME SERIES (3 Dates)

Los Angeles – 97,229 – June 9, 10, 11, 1967
Montreal – 65,965 – July 15, 16, 17, 1971
New York – 108,712 – July 19, 20, 21, 1968
Philadelphia – 117,774 – August 3, 4, 5, 1974
Pittsburgh – 120,619 – August 26, 27, 28, 1966
San Diego – 58, 875 – August 25, 26, 27, 1972
San Francisco – 108,19^d – September 6, 7, 8, 1968

HOME OPENERS – BUSCH MEMORIAL STADIUM

April 11, 1967 – vs. San Francisco (N) – 38,117
April 10, 1968 – vs. Atlanta (N) – 34,740
April 8, 1969 – vs. Pittsburgh (N) – 38,163
April 10, 1970 – vs. New York (N) – 45,960
April 10, 1971 – vs. San Francisco (D) – 27,841
April 15, 1972 – vs. Montreal (D) – 7,808
April 11, 1973 – vs. New York (N) – 12,290
April 5, 1974 – vs. Pittsburgh (N) – 24,210

LARGEST CROWD – EACH CLUB

Atlanta – 49,743 (DH) – June 23, 1968
Chicago – 48,294 (DH) – July 6, 1969
Cincinnati – 48,019 (N) – August 5, 1967
Houston – 47,656 (N) – July 9, 1966
Los Angeles – 48,085 (D) – July 31, 1966
Montreal – 42,640 – June 22, 1974
New York – 45,960 (N) – April 10, 1970
Philadelphia – 48,245 (DH) – August 4, 1974
Pittsburgh – 46,211 (DH) – August 28, 1966
San Diego – 49,027 (N) – June 6, 1970
San Francisco – 49,093 (N) – August 12, 1967



HOW TO ORDER TICKETS BY MAIL

1. Specify date of game or games and the number and price of tickets desired.
2. Make check or money order payable to St. Louis Cardinals. (Please do not send cash or stamps.)
3. Add 50¢ for postage and handling charges.
4. Mail to St. Louis Cardinals, P. O. Box 8787, St. Louis, Mo., 63102.
5. Everyone must have a ticket to enter the stadium.

(no telephone reservations)

SINGLE GAME ADMISSIONS

Box Seats (Field, Loge & Terrace)	\$4.50
Reserved Seats (Loge & Terrace)	\$3.50
*General Admission	\$2.00
*Bleachers	\$1.50

*On sale day of game only.

QUALIFICATIONS AND REGULATIONS

QUALIFICATIONS FOR A BATTING CHAMPION:

Highest batting average and 502 or more plate appearances.

QUALIFICATIONS FOR A PITCHING CHAMPION:

Lowest ERA and 162 or more innings pitched.

PLAYER LIMITS:

40 until opening day, when the number must be reduced to 25 until September 1, when it again becomes 40.

QUALIFICATIONS FOR A SAVE:

A relief pitcher shall be credited with a save when he meets all three of the following conditions:

1. He is the finishing pitcher in a game won by his club, and
2. He is not the winning pitcher, and
3. He qualifies under one of the following conditions:
 - a. He enters the game with lead of no more than three runs and pitches for at least one inning, or
 - b. He enters the game with potential tying run either on base, at bat, or on deck (that is, the potential tying run is either already on base or is one of the first two batsmen he faces), or
 - c. He pitches effectively for at least three innings.

DETERMINING BATTING AVERAGE:

Divide the number of at bats into the number of hits.

DETERMINING AN EARNED-RUN-AVERAGE:

Multiplying the number of earned runs by nine; take the number and divide it by the number of innings pitched.

TRADING REGULATIONS:

Players are available on waivers in reverse order of standings, at the time waivers expire, if more than 30 days after start of the season; otherwise in reverse order of standings at close of preceding season.

INTER-LEAGUE TRADES:

In two periods, (1) starting at 12:01 a.m. Pacific time, on the fifth day after completion of the World Series and ending at midnight of the night preceding the last scheduled day of the Winter Meetings and (2) starting at 12:01 a.m., March 16, Pacific time, and ending at midnight, March 31, Pacific time — no waivers are necessary.

In three periods, (1) midnight, night preceding the last day of the Winter Meetings to midnight, March 15, (2) midnight, March 31, to midnight June 15 and (3) midnight, final day of the season to midnight, five days after the World Series — waivers necessary in assignor's league. In the period, midnight, June 15 to midnight the last day of the season, major league waivers are necessary.

TRADING WITHIN LEAGUE:

Midnight, the last day of the season — midnight, June 15 — no waivers necessary.
Midnight, June 15 — midnight, the last day of the season — league waivers necessary.

QUALIFICATIONS FOR A "ROOKIE":

A player shall be considered a rookie unless, during a previous season or seasons, he has (a) exceeded 130 at bats or 50 innings pitched in the major leagues; or (b) accumulated more than 45 days on the active roster of a major league club or clubs during the period of the 25-player limit (excluding time in military service).

DETERMINING THE MAGIC NUMBER:

Determine the number of games yet to be played, add one, then subtract the number of games ahead in the lost column of the standings from the closest opponent.

CARDINALS REGULAR SEASON HOTELS

CITY	HOTEL	PHONE
Atlanta	Marriott	(404) 688-6500
Chicago	Executive House	(312) FI 6-7100
Cincinnati	Stouffer's Cincinnati Inn	(513) 721-8600
Houston	Shamrock Hilton	(713) 668-9211
Los Angeles	Biltmore	(213) MA 4-1011
Montreal	Sheraton-Mt. Royal	(514) 842-7777
New York	Sheraton	(212) 247-8000
Philadelphia	Bellevue-Stratford	(215) 735-0700
Pittsburgh	Pittsburgh-Hilton	(412) EX 1-4600
San Diego	Sheraton Harbor Island	(714) 291-2900
San Francisco	Sheraton-Palace	(415) EX 2-8600

NL 1975 CHAMPIONSHIP SERIES SCHEDULE



Oct. 4-5 — West Division City

Oct. 6-7-8 — East Division City


(If east and west coast teams involved, Oct. 6 will be a travel day.)

1975 WORLD SERIES SCHEDULE

October 11-12	American League City
October 14-15-16	National League City
October 18-19	American League City







1974 SPRING TRAINING STATISTICS

Includes "B" Games

BATTING:	AVG.	G	AB	R	H	2B	3B	HR	RBI	BB	SO	SB-C	E
Auferio	.167	6	6	0	1	0	0	0	0	0	1	0-0	1
Brock	.265	22	68	8	18	4	1	0	3	1	2	6-1	2
Cruz, H.	.281	12	32	6	9	2	0	3	8	2	11	0-0	0
Cruz, J.	.288	24	52	5	15	3	2	0	7	9	8	0-0	1
DaVanon	.200	6	20	2	4	0	1	0	4	1	1	1-0	1
Dwyer	.320	23	50	10	16	2	2	0	8	6	3	0-2	0
Heintzelman	.094	15	32	1	3	2	0	0	4	6	6	0-0	2
Heise	.360	6	25	5	9	2	0	0	5	2	0	0-0	0
Hernandez	.250	7	12	0	3	1	0	0	1	1	1	0-0	0
Herndon	.417	11	24	8	10	2	1	1	2	0	2	1-1	1
Hickman	.273	6	11	1	3	1	0	0	1	3	1	0-0	0
Hill	.154	9	13	0	2	0	0	0	2	1	2	0-1	0
Kurpiel	.000	2	2	0	0	0	0	0	0	0	0	0-0	0
McBride	.362	20	58	8	21	2	1	1	9	0	5	3-1	3
McCarver	.162	20	37	3	6	1	0	0	2	3	4	0-0	2
Melendez	.267	16	30	2	8	2	0	0	3	1	1	1-0	0
Mumphrey	.143	5	14	1	2	0	0	0	0	3	0	0-0	0
Papi	.246	23	57	4	14	2	0	1	6	5	11	0-0	1
Reitz	.284	24	74	7	21	2	0	1	8	3	2	2-0	2
Simmons	.294	22	68	6	20	5	0	2	10	4	2	0-0	3
RH	.269	---	26	---	7	1	0	2	5	0	2	---	--
LH	.310	---	42	---	13	4	0	0	5	4	0	---	--
Sizemore	.215	21	65	5	14	2	0	1	4	3	6	1-0	0
Skidmore	.286	3	7	1	2	0	0	0	1	2	0	0-0	0
Smith	.264	20	53	10	14	3	0	2	4	7	11	0-0	0
RH	.273	---	22	---	6	1	0	0	0	1	3	---	--
LH	.258	---	31	---	8	2	0	2	4	6	8	---	--
Torre	.259	18	54	6	14	4	0	0	4	6	6	0-0	1
Tyson	.327	17	52	6	17	2	0	1	3	7	3	0-0	4
Pitchers	.152	29	33	2	5	1	0	0	0	3	8	0-0	3
	.270	30	696	76	188	33	6	9	67	55	58	12-4	18

PITCHING:	W-L	ERA	G	GS	IP	H	R	ER	SO	BB-I	HR
Curtis	1-1	4.20	6	6	29.2	28	15	14	5	13-0	2
Denny	1-2	7.00	3	1	9	13	10	7	2	4-0	0
Folkers	0-0	1.69	7	0	16	16	4	3	5	6-0	1
Forsch	1-1	2.12	4	2	17	10	4	4	10	4-0	1
Foster	2-2	4.97	6	6	29.1	38	18	16	15	11-0	0
Garman	3-2	2.37	7	1	19	14	8	5	10	6-1	1
Gibson	1-2	6.84	5	5	25	31	19	19	14	9-0	3
Gonzalez	0-0	0.00	1	0	3	1	1	0	4	4-0	0
Hrabosky	1-0	6.43	8	0	14	17	11	10	6	6-0	1
Larson	0-0	9.00	1	0	1	3	1	1	0	0-0	0
McGlothen	2-0	2.61	6	4	31.1	20	9	9	16	13-0	3
Pena	0-1	2.57	7	0	7.1	6	2	2	3	4-0	0
Richert	0-1	6.92	8	0	12.2	19	10	10	4	8-1	0
Siebert	1-0	1.23	5	2	22	16	4	3	12	8-2	0
Tatum	1-0	3.27	7	0	11.1	9	6	4	2	5-0	0
Terlecky	1-1	4.00	5	1	18	16	8	8	7	7-0	0
Thompson	2-0	1.71	4	4	21	15	6	4	10	10-0	0
	13-9	3.66	29	27	229.2	220	106	93	96	96-4	9

CARDINALS' EXHIBITION RECORD — 1950-1974

	W	L	Exhibition Rank		W	L	Exhibition Record
1950	14	18	8	1963	15	14	4
1951	16	16	7	1964	17	10	4
1952	14	15	5	1965	14	13	7
1953	17	16	6	1966	18	9	1
1954	18	14	3	1967	16	12	4
1955	13	14	5	1968	17	11	2
1956	21	11	1	1969	16	9	2
1957	17	17	6	1970	10	13	11
1958	16	17	5	1971	15	14	T8
1959	8	17	8	1972	6	14	12
1960	18	8	1	1973	13	12	6
1961	16	10	2	1974	13	11	T6
1962	18	8					

ST. LOUIS CARDINALS' 1975 SPRING TRAINING EXHIBITION GAMES SCHEDULE

Day	Date	Opponent	Place
Saturday	March 8	New York Mets	St. Petersburg
Sunday	March 9	New York Mets	St. Petersburg
Monday	March 10	Chicago White Sox	Sarasota
Tuesday	March 11	Kansas City Royals	St. Petersburg
Wednesday	March 12	Pittsburgh Pirates (Split Squad) Chunichi Dragons (Split Squad)	St. Petersburg Bradenton
Thursday	March 13	Chicago White Sox	St. Petersburg
Friday	March 14	New York Mets	St. Petersburg
Saturday	March 15	Detroit Tigers	Lakeland
Sunday	March 16	Philadelphia Phillies	St. Petersburg
Monday	March 17	Minnesota Twins	St. Petersburg
Tuesday	March 18	Philadelphia Phillies	Clearwater
Wednesday	March 19	Chicago White Sox	Sarasota
Thursday	March 20	Pittsburgh Pirates	St. Petersburg
Friday	March 21	Boston Red Sox	St. Petersburg
*Saturday	March 22	New York Yankees	Ft. Lauderdale
Sunday	March 23	Baltimore Orioles	Miami
Monday	March 24	Cincinnati Reds	St. Petersburg
Tuesday	March 25	Los Angeles Dodgers	St. Petersburg
Wednesday	March 26	Pittsburgh Pirates	Bradenton
**Thursday	March 27	New York Mets	St. Petersburg
Friday	March 28	Open Date (Good Friday)	
Saturday	March 29	Montreal Expos	St. Petersburg
Sunday	March 30	New York Mets	St. Petersburg
Monday	March 31	Boston Red Sox	Winter Haven
Tuesday	April 1	Houston Astros	Cocoa Beach
Wednesday	April 2	Houston Astros	St. Petersburg
Thursday	April 3	Houston Astros	St. Petersburg
Friday	April 4	Tulsa Oilers	St. Petersburg
Saturday	April 5	Pittsburgh Pirates	Bradenton

*Night game at 8:00 p.m.

**Night game at 7:30 p.m.

Afternoon games at 1:30 p.m.

Games: Al Lang Field, 1st St. and 2nd Ave., South

Hotel: Sheraton Bel-Air Inn, 6800 34th St., South, St. Petersburg, Florida

*Area Code 813-867-1151

Spring Offices: Al Lang Field, St. Petersburg, Florida

Area Code 813-896-4641 (March 7th on)

Farm System Complex: Busch Field, St. Petersburg, Florida

Area Code 813-522-2108 (February 23 thru March 6)

*Cardinal Personnel, in most cases, will not be at this number between the hours of 9:00 a.m. and 5:00 p.m. During this time please use office numbers.

1975 CARDINALS' SCHEDULE

APRIL

SUNDAY	MONDAY	TUESDAY	WEDNESDAY	THURSDAY	FRIDAY	SATURDAY
	7 7:30 Montreal		9 12:30 Montreal	10 12:30 Montreal	11 8:05 Philadelphia	12 2:15 Philadelphia
13 1:35 Philadelphia			16 7:30 New York	17 12:30 New York	18 7:30 Pittsburgh	19 7:00 Pittsburgh
20 1:15 Pittsburgh		22 2:05 New York	23 2:05 New York		25 1:30 Chicago	26 1:15 Chicago
27 1:15 Chicago		29 7:35 Pittsburgh	30 7:35 Pittsburgh			

MAY

				1 7:35 Pittsburgh	2 7:30 Chicago	3 7:00 Chicago
4 1:15 Chicago	5 7:30 Philadelphia	6 7:30 Philadelphia	7 7:30 Philadelphia	8 12:30 Philadelphia	9 7:30 San Francisco	10 7:00 San Francisco
11 1:15 San Francisco	12 7:30 Los Angeles	13 7:30 Los Angeles	14 12:30 Los Angeles		16 8:05 San Francisco	17 1:05 San Francisco
18 1:05 San Francisco	19 7:00 San Diego	20 7:00 San Diego	21 7:00 San Diego		23 7:30 Los Angeles	24 7:00 Los Angeles
25 1:15 Los Angeles	26 7:30 San Diego	27 7:30 San Diego	28 12:30 San Diego		30 7:30 Cincinnati	31 7:00 Cincinnati

JUNE

1 1:15 Cincinnati	2 7:15 Atlanta	3 7:30 Atlanta	4 7:30 Atlanta		6 7:35 Houston	7 7:35 Houston
8 2:05 Houston	9 7:35 Atlanta	10 7:35 Atlanta	11 8:05 Cincinnati	12 8:05 Cincinnati	13 7:30 Houston	14 7:00 Houston
15 1:15 Houston	16 7:35 Pittsburgh	17 7:35 Pittsburgh	18 7:35 Pittsburgh		20 7:30 Chicago	21 7:00 Chicago
22 1:15 Chicago	23 (2) 5:35 New York	24 8:05 New York	25 8:05 New York	26 8:05 Montreal	27 (2) 6:05 Montreal	28 8:05 Montreal
29 2:15 Montreal	30 7:35 Philadelphia					

JULY

		1 7:35 Philadelphia	2 7:35 Philadelphia	3 7:35 Philadelphia	4 6:00 Montreal	5 (2) 5:30 Montreal
6 1:15 Montreal	7 7:15 San Francisco	8 7:30 San Francisco	9 7:30 San Francisco		11 7:30 Los Angeles	12 1:15 Los Angeles
13 1:15 Los Angeles		15 ALL-STAR GAME AT MILWAUKEE		17 8:05 San Francisco	18 8:05 San Francisco	19 1:05 San Francisco
20 (2) 1:00 San Diego	21 7:00 San Diego	22 7:30 Los Angeles	23 7:30 Los Angeles	24 1:15 Los Angeles	25 7:30 Philadelphia	26 7:00 Philadelphia
27 1:15 Philadelphia	28 7:15 New York	29 (2) 5:30 New York	30 7:30 New York	31 1:30 Chicago		

AUGUST

					1 1:30 Chicago	2 1:15 Chicago
3 1:15 Chicago	4 7:15 Pittsburgh	5 7:30 Pittsburgh	6 7:30 Pittsburgh		8 7:30 San Diego	9 7:00 San Diego
10 1:15 San Diego	11 7:35 Houston	12 7:35 Houston	13 7:35 Houston	14 7:35 Atlanta	15 7:35 Atlanta	16 7:35 Atlanta
17 2:15 Atlanta	18 7:15 Cincinnati	19 7:30 Cincinnati	20 7:30 Cincinnati		22 7:30 Atlanta	23 7:00 Atlanta
24 1:15 Atlanta	25 7:15 Houston	26 7:30 Houston	27 7:30 Houston	28 8:05 Cincinnati	29 8:05 Cincinnati	30 7:00 Cincinnati
31 2:15 Cincinnati						

SEPTEMBER

	1 1:15 Chicago	2 7:30 Chicago	3 7:30 Chicago		5 8:05 New York	6 2:05 New York
7 2:05 New York	8 7:35 Philadelphia	9 5:00 Philadelphia	10 1:30 Chicago	11 1:30 Chicago	12 7:30 New York	13 7:00 New York
14 1:15 New York	15 7:30 Philadelphia	16 7:30 Philadelphia	17 7:30 Montreal	18 7:30 Montreal	19 8:05 Pittsburgh	20 2:15 Pittsburgh
21 1:35 Pittsburgh	22 (2) 6:05 Montreal	23 8:05 Montreal	24 8:05 Montreal		26 7:30 Pittsburgh	27 1:15 Pittsburgh
28 1:15 Pittsburgh						

HOME GAMES IN BLUE