

\$5⁰⁰




FRISCH



HUGGINS

St. Louis
Cardinals


1987 MEDIA GUIDE



McKECHNIE



SCHOENDIENST



SOUTHWORTH

PUBLIC RELATIONS DIRECTORY

NATIONAL LEAGUE

Club	Name	Area—Office	Private	Home
League Office	Katy Feeney	(212) 371-7300	(212) 371-8661	(212) 489-5462
	Cathy Davis	(212) 371-7300		
Atlanta	Bob DiBiasio	(404) 522-7630		
	Jim Schultz	(404) 522-7630		(404) 951-1559
Chicago	Ned Colletti	(312) 281-5050		
	Sharon Pannozzo	(312) 281-5050		
Cincinnati	Jim Ferguson	(513) 421-4510	(513) 421-2990	(513) 232-7590
	Jon Braude	(513) 421-4510		(513) 385-4196
Houston	Rob Matwick	(713) 799-9600	(713) 799-9596	(713) 668-6986
	Chuck Pool	(713) 799-9600	(713) 799-9597	(713) 669-9809
Los Angeles	Steve Brener	(213) 224-1500	(213) 224-1331	(818) 368-9161
	Toby Zwickel	(213) 241-1301		(818) 998-0622
Montreal	Rich Griffin	(514) 253-3434	(514) 253-3263	(514) 695-4186
	Monique Giroux	(514) 253-3434		(514) 384-9924
New York	Jay Horwitz	(718) 507-6387	(718) 565-4330	(201) 546-5089
	Dennis D'Agostino	(718) 507-6387		(718) 445-2678
Philadelphia	Larry Shenk	(215) 463-6000	(215) 755-9321	(302) 478-5154
	Vince Nauss	(215) 463-6000		(215) 522-9858
Pittsburgh	Greg Johnson	(412) 323-5000	(412) 323-5018	(412) 276-0309
	Jim Lachimia	(412) 323-5000		(412) 931-0397
St. Louis	Sally O'Leary	(412) 323-5000		(412) 734-9121
	Kip Ingle	(314) 421-3060	(314) 421-6450	(314) 227-4782
San Diego	Brian Bartow	(314) 421-3060		
	Bill Beck	(619) 283-7294	(619) 584-7210	(619) 672-1330
San Francisco	Mike Swanson	(619) 283-7294		(619) 586-0715
	Duffy Jennings	(415) 468-3700	(415) 468-2390	(415) 593-0332
	David Aust	(415) 468-3700		(415) 364-4770

AMERICAN LEAGUE

Club	Name	Area—Office	Private	Home
League Office	Bob Fishel	(212) 371-7600	(212) 371-6571	(212) 355-2433
	Phyllis Merhige	(212) 371-7600		(212) 429-6229
	Carolyn Coen	(212) 371-7600		
Baltimore	Bob Brown	(301) 243-9800	(301) 235-9710	(301) 337-2050
	Rick Vaughn	(301) 243-9800		(301) 290-6504
Boston	Dick Bresciani	(617) 267-9440	(617) 267-2890	(617) 237-7618
	John Spofford	(617) 267-9440		(617) 777-8472
	Jim Samia	(617) 267-9440		(617) 424-6676
California	Tim Mead	(714) 937-6700	(714) 937-7217	(714) 861-0473
	John Sevano	(714) 937-6700		(714) 960-2061
Chicago	Paul Jensen	(312) 924-1000	(312) 924-6460	(312) 983-1061
	Tim Clodjeaux	(312) 924-1000	(312) 924-1412	(312) 935-8954
Cleveland	Rick Minch	(216) 861-1200	(216) 861-4454	(216) 943-0533
	Susie Gharrity	(216) 861-1200		(216) 672-8269
Detroit	Dan Ewald	(313) 962-4000	(313) 962-4338	(313) 828-8153
	Bob Miller	(313) 962-4000		(313) 661-4155
Kansas City	Dean Vogelaar	(816) 921-2200	(816) 921-8154	(816) 229-6446
	Jeff Coy	(816) 921-2200		(913) 541-1136
Milwaukee	Tom Skibosh	(414) 933-1818	(414) 933-6975	(414) 786-2311
	Mario Ziino	(414) 933-4114		(414) 764-9681
Minnesota	Tom Mee	(612) 375-1366	(612) 375-7470	(612) 447-2065
	Remzi Kiratli	(612) 375-1366	(612) 375-7489	(612) 941-1778
New York	Harvey Greene	(212) 293-4300	(212) 579-4461	(201) 440-6232
	Lou D'Ernilio	(212) 293-4300		(718) 727-2276
Oakland	Ray Fosse	(415) 638-4900		(415) 820-6207
	Kathy Jacobson	(415) 430-8020		(415) 828-3615
Seattle	Bob Porter	(206) 628-3555	(206) 343-4608	(206) 821-9275
	Craig Detwiler	(206) 628-3555	(206) 343-4623	(206) 392-7727
Texas	John Blake	(817) 273-5222	(817) 273-5208	(214) 570-0739
	Jim Small	(817) 273-5222	(817) 273-5202	(817) 633-3403
Toronto	Howard Starkmant	(416) 595-0077	(416) 595-0282	(416) 820-7265
	Gary Oswald	(416) 595-0077		(416) 781-2807
Comm. Office	Richard Levin	(212) 371-7800		(212) 675-0572
	Susan Aglietti	(212) 371-7800		
	Craig Barbarino	(212) 371-7800		
	Carole Coleman	(212) 371-7800		
	Wally Weibel	(212) 371-7800		



More publications available at:

www.retroseasons.com/library/

ST. LOUIS CARDINALS 1987 MEDIA GUIDE

TABLE OF CONTENTS

PREVIEWING THE 1987 CARDINALS

Coaches, Biographies	8-9	Roster	88-89
Manager's Biography	6-7	Schedule	Inside Back Cover
Officer's Biographies	3-4	Spring Training Schedule	176
Officers and Staff	2	Spring Training Sites	95
Player Sketches	10-95		

THE FARM SYSTEM

Farm and Scouting Department	97	Final Statistics - Farm Teams	102-108
Farm System Coaches	100	Minor League Managers	98-99
Farm System Instructors	101		

REVIEWING THE 1986 SEASON

Attendance	111	Final Statistics - Pitching	109
Batting	119	Highs and Lows	110
Cardinal Home Runs	115-116	Home Runs vs Cardinals	112
Cardinals vs The National League	111	Opponent Home Runs	112-113
Club Leaders - Batting	120	Opponents vs Cardinals	124
Club Leaders - Pitching	120	Pinch-Hitters	119
Day-By-Day	121-123	Player Transactions	125
Fielding Statistics	118	Stolen Bases	117
Final Standings	112	Trades, Most Recent Each Club	126-127
Final Statistics - Batting	109	Won-Lost Breakdown	124

REFERENCE DATA

All-Star Cardinals	136-137	Hit For Cycle	147
All-Time Coaches	166	Home Runs vs Cards at Busch Stadium	157
All-Time Roster	166-173	Lifetime Grand Slam Home Runs	148
Attendance Records	163	Lifetime Grand Slams Given Up	148
BBWAA Rookie Award	134	National League MVP Winners	135
Batting Feats	144	Opening Day Record	129
Batting - All-time Top Ten	145	Pitching Feats	138
Batting - Individual Records	148	Pitching - All-Time Top Ten	139
Batting Streaks	147	Pitching - Individual Records	154-155
Behind The Scenes	174	Qualifications and Regulations	165
Best/Worst Season Record	156	Retired Cardinal Numbers	136
Broadcasting & Broadcasters	160-161	Silver Slugger Team	135
Busch Stadium	161-162	Sporting News' All-League Teams	135
Busch Stadium Firsts	162	Spring Training Record	176
Busch Stadium Ground Rules	162	Spring Training Statistics	175
Cardinals' Hotels	164	Team Pitching Leaders	140-143
Cy Young Award Winners	134	Television Schedule	158-159
Gold Glove Winners	134	Upcoming Milestones	158
Hall of Fame	134	Where They Finished	128-129
Hall of Fame Game	134	World Series Story	130-131
Historical Highlights	131-134		

ABOUT THE COVER: This year's Media Guide cover depicts St. Louis' Manager, Whitey Herzog and the five other managers in Cardinals history to win 1000 games (Miller Huggins, Bill McKechnie, Frankie Frisch, Billy Southworth and Red Schoendienst). Herzog needs nine wins to become the 37th manager in baseball history to win 1000 or more games. Among the five previous managers; Huggins, McKechnie and Frisch have already been enshrined in the Baseball Hall of Fame.

The 1987 St. Louis Cardinals Media Guide was written and edited by Jim Toomey and Kip Ingle, with special assistance by David Norris and Jean Reifschneider. It is based on information available through February 2, 1987. For more information and updates on material, contact the Cardinals Public Relations Department at (314) 421-3060.

Cover Photos: Whitey Herzog by Dan Donovan of Steve Goldstein Photography, Inc. Other five St. Louis' managers, courtesy of The Sporting News and their historian, Paul McFarlane.

ST. LOUIS NATIONAL BASEBALL CLUB, INC.



OFFICERS

Chairman of the Board, President & Chief Executive Officer	August A. Busch, Jr.
Executive Vice President & Chief Operating Officer	Fred L. Kuhlmann
Administrative Assistant	Jacqueline S. Hunter
General Manager	Dal Maxvill
Assistant to General Manager	Jim Toomey
Administrative Assistant	Judy Carpenter
Director of Business Administration	Mark Gorris
Administrative Assistant	Bernadine Hogan
Vice President	August A. Busch, III
Vice President	Margaret S. Busch
Vice President	Stan Musial
Controller	John McMinn
Secretary	John L. Hayward
Treasurer	Gerald C. Thayer

BOARD OF DIRECTORS

August A. Busch, Jr.	Louis B. Hager	Stan Musial
August A. Busch, III	John Hayward	W. R. Persons
Margaret Snyder Busch	Ben Kerner	Walter C. Reisinger
Adolphus A. Busch, IV	Fred L. Kuhlmann	Louis B. Susman
Frederic E. Giersch, Jr.		John Valentine

ADMINISTRATIVE DEPARTMENTS

MARKETING

Director of Marketing	Marty Hendin
Administrative Assistant to Director of Marketing	Nancy McElroy
Director of Promotions	Dan Farrell
Director of Community Relations & Group Sales	Joe Cunningham
Director of Season Sales	Sue Ann McClaren
Manager Group Sales	Bridget Wynn

PLAYER DEVELOPMENT AND SCOUTING

Director of Player Development	Lee Thomas
Director of Scouting	Fred McAlister
Director of Minor League Operations	Paul Fauks

PUBLIC RELATIONS

Director of Public Relations	Kip Ingle
Assistant Director of Public Relations	Brian Bartow

TICKETS AND STADIUM OPERATIONS

Director of Tickets and Stadium Operations	Mike Bertani
Assistant Director of Tickets	Josephine Arnold
Traveling Secretary	C. J. Cherre
Team Physician	Dr. Stan London
Trainer	Gene Gieselmann
Equipment Manager	Buddy Bates

MANAGER AND COACHING STAFF

Manager	Whitey Herzog
Coaches	Rich Hacker
	Johnny Lewis
	Nick Leyva
	Dave Ricketts
	Mike Roarke
	Red Schoendienst

**THE CHAIRMAN OF THE BOARD,
PRESIDENT AND
CHIEF EXECUTIVE OFFICER
AUGUST A. BUSCH, JR.**



August A. Busch, Jr., became president of the Cardinals when Anheuser-Busch, Inc. purchased the club in February, 1953.

Mr. Busch is honorary chairman of Anheuser-Busch Companies, Inc. The company has main offices in St. Louis with breweries in St. Louis; Newark, NJ; Los Angeles, CA; Tampa, FL; Houston, TX; Columbus, OH; Jacksonville, FL; Merrimack, NH; Williamsburg, VA; Fairfield, CA; and Baldwinsville, NY.

Mr. Busch started his career with the company in 1924 as general superintendent. He was elected sixth vice president in 1926, and in 1931, was elected vice president and a member of the board of directors. He became president in 1946, chairman of the board in April, 1956 and honorary chairman of the board in April, 1977.

He was commissioned a major in the U.S. Army Ordnance Department, in 1942. In July, 1945, he retired from active service with the rank of colonel. For his war-time service, he received several citations and the award of the Legion of Merit.

Mr. Busch served as president of the St. Louis Bicentennial Corporation, formed to give leadership and planning to the celebration of the 200th anniversary of the founding of St. Louis.

He served for 13 years as Chairman of the Board of Civic Progress, Inc., a non-profit organization of civic leaders devoted to the revitalization of the St. Louis area; was chairman of St. Louis University's successful \$18,000,000 Development Fund Drive; a director of Centerre Trust Company, Centerre Bank, and St. Louis Municipal Opera.

Mr. Busch received the Fleur-de-lis Award, the highest award given by St. Louis University, in November, 1960; received The Man and Boy Award from the National Boys' Club of America in November, 1966; was presented the "Citizen No. 1" award from the Press Club of Metropolitan St. Louis in 1967; and received an Honorary Doctorate of Laws Degree from St. Louis University in 1966.

In 1975, Mr. Busch was elected to the Missouri Sports of Hall of Fame. Then St. Louis Mayor, John Poelker, proclaimed Mr. Busch as "Special Ambassador for the City of St. Louis." In addition, Mr. Busch was the recipient of the Levee Stone Award from Downtown St. Louis, Inc., and the Spirit of St. Louis Award from St. Louis University.

Mr. Busch served as chairman of the fund-raising drive for the St. Louis Convention Center and was honored by the Convention and Visitors Bureau for his efforts. In addition, a hall at the St. Louis Convention Center has been named in his honor.

EXECUTIVE VICE PRESIDENT AND CHIEF OPERATING OFFICER FRED L. KUHLMANN



Fred Kuhlmann became executive vice president and chief operating officer of the Cardinals on November 5, 1984, and had the pleasure of seeing them win the National League Championship in 1985, his first year with the team.

Although his connection with the Cardinals in recent years had been as Executive Vice-President of Anheuser-Busch Companies, which owns the ball club, he had maintained a lively interest in the Cardinals dating from his boyhood when he grew up in the vicinity of old Sportsman's Park.

Kuhlmann, born April 24, 1916, in St. Louis, has law degrees from Washington University of St. Louis and Columbia University, and was a senior partner in a law firm until he joined Anheuser-Busch in 1967 as general counsel. Subsequently he became executive vice president and vice chairman of the board of directors of Anheuser-Busch. He retired from Anheuser-Busch in December, 1983, but still serves as vice chairman of the board and as a consultant to the company. He is chairman of the board of Civic Center Corporation, one of the Anheuser-Busch companies and owner of Busch Stadium. He is also a member of baseball's Player Relations Committee.

He and his wife, Mildred, who live in Frontenac, have two children, Marilyn K. Brickler and F. Mark Kuhlmann.

GENERAL MANAGER DAL MAXVILL



Dal Maxvill returned to the St. Louis Cardinals organization as general manager on February 25, 1985, dedicated to the same ideas that guided him as a player on three St. Louis pennant-winning teams in the 60's. Maxvill's primary goal was to produce a winning, exciting team for Cardinal fans.

Maxvill came through for the fans of St. Louis in 1985, just like he had done so many times while playing in the 60's. He brought in the needed reserves through trades, acquiring DeJesus, Lawless and Cedeno, and promoted key rookies like Coleman and Worrell from the farm system, all of which helped fuel the

Cardinals down the pennant stretch to the National League's Eastern Division title.

A native of Granite City, IL, Maxvill was an outstanding infielder during his 14-year major league career, 11 of which were spent in a Redbird uniform. During those 14 campaigns, Dal was on four World Series winning teams.

In 1978, after a brief stint away from baseball, Maxvill joined the coaching staff of the New York Mets. He returned to the Cardinals as a coach during the 1979-80 season.

In 1982, Dal became the third base coach of the Atlanta Braves, a position he held until his appointment as general manager of the Cardinals.

The 48-year-old Maxvill and his wife, Diana, are the parents of four children — Kathy (Mrs. Bill Behr), Danny, Jeff and Tim. Kathy is the mother of Kelli Marie Behr, the Maxvill's first grandchild, born in 1986.

THE MANAGER, COACHES AND PLAYERS



THE MANAGER

DORREL NORMAN (WHITEY) HERZOG (24)



Sometime early in the 1987 season (very early, one hopes) the Cardinals will score their ninth victory of the season. That doesn't sound like much of a milestone, and for the Cardinals it won't be. But for Whitey Herzog it will be the 1,000th regular-season managerial triumph of a career that has earned him a reputation as one of the top baseball managers of this or any other time.

Only three dozen managers have reached the 1,000-victory plateau in the history of the game, so it is not an empty achievement by any means.

In Whitey's case, he has done it with something of a flair and a flourish. In the ten full seasons he has managed, he has had five division winners and one World Championship. (His Cardinals also had the best overall divisional record in 1981, when the players' strike split the season, and the Redbirds finished second in each half).

With managerial service in four partial seasons in addition, the "White Rat", as he is often called (affectionately, by the way) has assembled a won-lost record of 991-849. He has had partial seasons at Texas, California, Kansas City and St. Louis.

In four full seasons at Kansas City, he had three titles and one second-place finish. In his six full seasons at St. Louis, he had the league championship and World Series victory in 1982, another National League title in 1985, and the best-record year of 1981 mentioned above.

He was named "Manager of the Year" in 1976 by UPI and the Baseball Bulletin, and in 1982 by The Sporting News and UPI. The UPI also named him "Executive of the Year" in 1981 and 1982, and The Sporting News made him "Man of the Year" in 1982. In 1985, he was voted "Manager of the Year" by the Baseball Writers' Association of America for taking a club generally picked to finish last, and winding up in the seventh game of the World Series.

Herzog became the Cardinals' manager on June 9, 1980, succeeding Ken Boyer and inheriting a 19-34 last-place record. Whitey managed until August 29, with a 38-35 mark, and then moved up to the job of general manager. He became manager again in October, while retaining the GM's hat, too.

After greatly transforming the Cardinals with two winters of off-season trades, putting together a team he thought could win, Herzog turned over the general manager's title to Joe McDonald on April 10, 1982, then went on to manage the Cardinals to the World's Championship.

He logged 8 years in the majors as a player, including stints with Washington, Kansas City, Baltimore and Detroit as an outfielder-first baseman...His last year as a player was 1963 with the Tigers...Whitey was originally signed by the New York Yankees immediately following his graduation from New Athens High School.

Whitey, 5-11, 195 was born November 9, 1931 in New Athens, IL. He and his wife, Mary Lou have 3 children: Debra (1/31/55) is married to Kirk Ulrich and they live in Blue Springs, MO, with two children - Kristen, 7 and John, 5; David (9/8/57), his wife, Karen and son Jacob, 4, live in Charlotte, NC; and Jim (8/11/61) lives in Keystone, CO. Whitey and Mary Lou have made their home in Independence, MO, a suburb of Kansas City, since 1958. Whitey got his nickname (because of his light-colored hair) from Bill Speith, a McAlester sportscaster. In his spare time Whitey is an avid bass fisherman and skier.

MANAGERIAL RECORD

Year	Club	League	Finish	W	L
1973	Texas	American	Sixth (W)	47	91
1974	California	American	Sixth (W)	2	2
1975	Kansas City	American	Second (W)	41	25
1976	Kansas City	American	First (W)	90	72
1977	Kansas City	American	First (W)	102	60
1978	Kansas City	American	First (W)	92	70
1979	Kansas City	American	Second (W)	85	77
1980	St. Louis	National	Fourth (E)	38	35
1981	St. Louis	National	*	59	43
1982	St. Louis	National	First (E)	92	70
1983	St. Louis	National	Fourth (E)	79	83
1984	St. Louis	National	Third (E)	84	78
1985	St. Louis	National	First (E)	101	61
1986	St. Louis	National	Fourth (E)	79	83
TOTALS				991	849

Coach for Kansas City Athletics 1965, coach for New York Mets 1966, coach for California Angels 1974 and 1975.

*Best record in division, finished second in each half.

HERZOG — COMPLETE RECORD

Year	Club	League	POS.	AVG.	G	AB	R	H	2B	3B	HR	RBI	
1949	McAlester	Soo.St.	OF	.279	96	398	53	111	19	7	0	31	
1950	McAlester	Soo.St.	OF	.351	132	467	107	164	36	10	4	85	
1951	Norfolk	Pied.	OF	.059	5	17	5	1	0	0	0	2	
1951	Joplin	W.A.	OF-1B	.285	113	418	99	119	14	8	7	48	
1952	Beaumont	Texas	OF	.198	35	121	11	24	4	1	0	9	
1952	Quincy	I.I.I.	OF	.289	68	225	53	65	9	6	7	44	
1952	Kansas City	A.A.	OF-1B	.296	14	27	5	8	1	0	1	5	
1953-1954						(In Military Service)							
1955	Denver*	A.A.	OF-1B	.289	149	515	101	149	24	7	21	98	
1956	Washington	Amer.	OF-1B	.245	117	421	49	103	13	7	4	35	
1957	Washington	Amer.	OF	.167	36	78	7	13	3	0	0	4	
1957	Miami	Int.	OF	.272	77	257	48	70	14	5	2	25	
1958	Wash.**-K.C.	Amer.	OF-1B	.228	96	101	11	23	1	2	0	9	
1959	Kansas City	Amer.	OF-1B	.293	38	123	25	36	7	1	1	9	
1960	Kansas City***	Amer.	OF-1B	.266	83	252	43	67	10	2	8	38	
1961	Baltimore	Amer.	OF	.291	113	323	39	94	11	6	5	35	
1962	Baltimore****	Amer.	OF	.266	99	263	34	70	13	1	7	35	
1963	Detroit	Amer.	1B-OF	.151	52	53	5	8	2	1	0	7	
MAJOR TOTALS					257	634	1614	213	414	60	20	25	172

*Traded to Washington Senators with pitcher Bob Wiesler, catcher Lou Berberet, second baseman Herb Plews and outfielder Dick Tettelbach for pitcher Maury McDermott and shortstop Bob Kline (assigned to the Yankees' American Association farm club — Denver). Other players in deal assigned February 8, 1956; Herzog, April 2, 1956.

**Sold to Kansas City Athletics, May 14, 1958.

***Traded to Baltimore Orioles with outfielder Russ Snyder and a player to be named at later date, for pitcher Jim Archer, catcher Clint Courtney, first baseman Bob Boyd, infielder Wayne Causey and outfielder Al Pilarcik, January 24, 1961; Courtney returned to the Orioles, April 15, 1961, to complete deal.

****Traded to Detroit Tigers with catcher Gus Triandos for catcher Dick Brown, November 26, 1962.

ALL-TIME 1,000 VICTORY MANAGERS

1. Connie Mack	3776	19. Wilbert Robinson	1397
2. John McGraw	2840	20. Ned Hanlon	1315
3. Bucky Harris	2159	21. Frank Selee	1299
4. Joe McCarthy	2126	22. Cap Anson	1297
5. Walter Alston	2040	23. Charlie Grimm	1287
6. Leo Durocher	2010	24. Chuck Tanner	1271*
7. Casey Stengel	1926	25. Bill Rigney	1239
8. Bill McKechnie	1898	26. Joe Cronin	1236
9. Gene Mauch	1828*	27. Billy Martin	1213
10. Ralph Houk	1619	28. Lou Boudreau	1162
11. Fred Clarke	1602	29. Frankie Frisch	1137
12. Sparky Anderson	1513*	30. Hughie Jennings	1131
13. Clark Griffith	1491	31. Danny Murtaugh	1115
14. Earl Weaver	1480	32. Billy Southworth	1064
15. Dick Williams	1470*	33. Harry Wright	1042
16. Al Lopez	1422	34. Steve O'Neill	1039
17. Miller Huggins	1413	35. Chuck Dressen	1037
18. Jimmy Dykes	1407	36. Red Schoendienst	1028

*Active

THE COACHES

RICH HACKER (7)



Rich Hacker, a native of nearby New Athens, IL, is the Cardinals' first base coach. He was added to the staff before the 1986 season to succeed Hal Lanier, who resigned to become manager of the Houston Astros.

Hacker originally came to the Cardinals in November, 1981, to fill the role of minor league manager and special assignment scout. He managed at Johnson City, TN, in 1982, 1983 and 1985, and was at Erie, PA, in 1984. In 1985, at Johnson City, his club finished second, ten games above .500.

As a player, Hacker was drafted and signed by the New York Mets in 1967, following his graduation from Southern Illinois University-Carbondale. As a shortstop he had a brief stay in the majors in 1971 with the Montreal Expos.

He was a minor league manager and scout for the San Diego Padres in 1979 and 1980 and midwest area scout for the Toronto Blue Jays in 1981.

Hacker, 39, lives with his wife, Kathryn, two sons, Roger Paul (9/16/77) and Scott Alexander (6/8/81) and a daughter, Katie Ann (9/26/83) in Belleville, IL. He is a nephew of former major league pitcher Warren Hacker. Rich, during his spare time enjoys deer, quail and duck hunting; bass fishing and skiing.

JOHNNY LEWIS (8)



Johnny Lewis joined the Cardinals' coaching staff early in the 1985 season to work on hitting with some of the younger players. Lewis proved especially helpful to Vince Coleman.

Lewis had spent the three previous years in the Redbirds' minor league organization as a hitting instructor and had managed for five years prior to that.

Johnny started his St. Louis career in 1959 as an outfielder, and played in the major leagues with the Cardinals and New York Mets. While with the Mets, he hit a 10th inning homer to break up a no-hitter by the Cincinnati Reds' Jim Maloney in 1965. He retired as a player after the 1968 season.

He worked in the Cardinals' front office as assistant promotions and sales director for two years, and was farm system administrative assistant in 1972. He joined the Cardinals' coaching staff in March, 1973, and remained for four years.

He then managed for five years in the minors—at Calgary in 1977 and 1978, at Gastonia in 1979, and at Johnson City in 1980 and 1981.

Lewis, 47, was born in Greenville, AL, and he now lives in St. Louis where he sells real estate during the off-season.

NICK LEYVA (16)



After six years as a minor league manager in the Cardinals' organization, Nick Leyva was promoted to the St. Louis club in 1984. He was first base coach for two years, then became third base coach in 1986.

The 33-year-old former infielder managed at Johnson City in 1978 and '79, finishing second and fifth, respectively, and was third and second in two halves of the 1980 season at Gastonia. He was at St. Petersburg for the entire 1981 season (finishing third and second in two halves) and started 1982 at St. Pete, but moved up to Arkansas in the last half of the season (second in the last half of the season). In 1983, at Arkansas, his team was fourth in the first section of the schedule, and first in the second half.

Leyva signed with the Cardinals as an infielder after being selected 24th by the club in the June, 1975 free agent draft. He was named to the N.A.I.A. All-American squad in 1975 while attending LaVerne College in California. Nick broke in with Sarasota in 1975 and ended the season at St. Petersburg. He split the 1976 campaign between St. Pete and Arkansas and ended his playing career with Arkansas in 1977.

He has managed the Mayaguez club in the Puerto Rican Winter League for three seasons, and many of the current Cardinals played for him there.

Nick and his wife, Chele, have one child, a son, Casey (10/22/83) and make their home in Ontario, CA. In his spare time, Nick enjoys woodworking, bass fishing and listening to the "oldie" music.

DAVID WILLIAM RICKETTS (3)



In his second tour as a Cardinal coach, Dave has been with the St. Louis club since 1978. He previously had filled the same job in 1974 and '75. As a Cardinal minor league manager in-between, he led Sarasota to a third-place finish in 1976 and had a similar result at Johnson City in 1977.

He originally signed with the Cardinals in 1957 as a catcher, and spent all of the 1967-68-69 seasons with the Red Birds as a back-up catcher and pinch-hitter and appeared in both the 1967 and 1968 World Series...His last season as a player was with Pittsburgh in 1970...Served the Pirates as bullpen coach from 1971 through 1973 but then returned to the Cardinal organization in 1974.

Ricketts, 51, was born in Pottstown, PA but now makes his home in Rochester, NY with his wife, Barbara. Their daughter, Candy, is a graduate of Temple University (School of Business), and is employed in Philadelphia. For many years, Ricketts coached basketball at John Fisher College in Rochester in the off-season.

He received his bachelor of arts degree from Duquesne University in Pittsburgh, where he starred in basketball along with his brother, Dick, a former Cardinal pitcher.

MIKE ROARKE (4)



Mike Roarke joined Whitey Herzog's coaching staff in 1984, replacing Hub Kittle as pitching coach.

For the three previous seasons, Mike had been pitching coach for the Pawtucket Club of the International League in the Boston Red Sox organization. He worked only at home games while continuing to pursue a career as an insurance agent.

He started coaching following his retirement as a player after the 1964 season. He had three years each with the Detroit Tigers and the California Angels, then became a minor league manager at Toledo, Evansville and Wichita over a five-year period. In 1976 and '77 he was a roving pitching instructor for the Chicago Cubs, then moved to the majors with the Cubs from 1978 through 1980.

As a player, he caught for the Tigers from 1961 through 1964 and had eight minor league seasons before that.

He was a 1952 graduate of Boston College, where he lettered in baseball and football. He and his wife, Merry Sue, live in Cranston, RI. They have one son and four daughters — Susan (12/29/59), Thomas (2/6/61), Karen (11/17/63), Janet (9/2/65) and Kelly (4/18/73).

ALBERT FRED SCHOENDIENST (2)



"Red" returned again to the Redbird coaching ranks in 1979. He coached in St. Louis from 1961 to '64 under manager Johnny Keane. He then began a 12-year stint as Cardinal manager, the longest anyone has occupied the position. As manager, he led the Cardinals to National League pennants in 1967 and '68, and the World Championship in 1967. He also served as interim manager of the Redbirds for the last part of the 1980 season when Whitey Herzog moved from the field to occupy the general manager's position for the Cardinals. "Red" also spent two seasons coaching at Oakland in 1977 and '78.

Schoendienst was a Cardinal player for 14 years, an outstanding second baseman and hitter. He played in the 1946 World Series for the Cardinals and in 1957 and '58 for Milwaukee. He was chosen to ten National League All-Star game squads and played in nine of the games. He also managed the National League All-Star team to victories in 1968 and 1969.

As a player, he appeared in 2,216 games and has 2,449 hits, and a lifetime batting average of .289.

"Red" was born on February 2, 1923, at Germantown, Illinois, and is married to the former Mary Eileen O'Reilly. They have four married children — Colleen (6/23/51), Cathleen (10/16/52), Eileen (3/19/57) and Kevin (11/3/58).

THE PLAYERS

SCOTT GENTRY ARNOLD (58)

Pitcher Ht: 6-2 Wt: 210
 Bats: Right Throws: Right
 Age: 24 Born: 8-18-62 at Lexington, Kentucky



BECAME CARDINAL — St. Louis' fifth round selection in regular phase of June 1984, free agent draft.

M.L. SERVICE — 0.000

1986 SEASON — Opened the season at St. Petersburg where he was selected to play in the Florida State League All-Star Game... hurled two-hit shutout on 7/31 in 7-0 win vs Tampa... promoted to Arkansas on 8/2... in first start at Double A on 8/5 pitched a one-hit shutout vs Shreveport in 4-0 win... was seventh in Florida State League ERA (2.71) and tied for third in league with three shutouts.

CAREER HIGHLIGHTS — **1984** - Selected by St. Louis in fifth round of June free agent draft and signed by Cardinals' scout Mo Mozzali... tied for Appalachian League lead in games started (13), was second in innings pitched (91.1), third in CG (4) and tied for third in strikeouts (90)... **1985** - was fourth in South Atlantic League in strikeouts (169) in 169 innings... tied for fourth in league with 7 CG... was 3-3, 3.07 ERA for Cardinals' entry in Florida Winter Instructional League.

MISC. — Graduated from Lafayette High School (Lexington, KY) in 1980... majored in history at Miami University of Ohio... while there lettered in baseball and was all-conference in 1984... played amateur baseball in Little League, Babe Ruth and Connie Mack programs.

ARNOLD — COMPLETE RECORD

Year	Club	W-L	ERA	G	GS	CG	SHO	SV	IP	H	R	ER	BB	SO
1984	Johnson City	4-5	3.05	14	13	4	0	0	91.1	80	38	31	38	90
	Springfield	0-1	9.00	1	1	0	0	0	6	6	6	6	0	9
1985	Savannah	8-9	3.30	24	24	7	1	0	169	131	76	62	70	169
1986	St. Petersburg	10-5	2.71	22	22	4	3	0	136.1	121	57	41	39	85
	Arkansas	4-1	3.81	5	5	1	1	0	28.1	24	15	12	14	23

GREGORY (GREG) BARGAR (43)

Pitcher Ht: 6-2 Wt: 185
 Bats: Right Throws: Right
 Age: 28 Born: 1-27-59 at Inglewood, California



BECAME CARDINAL — On February 11, 1986 when contract was purchased by Louisville (AAA) from Montreal Expos.

M.L. SERVICE — 1.121

1986 SEASON — Bargar was invited to spring training non-roster and appeared in three games with a 1-1 record, 4.50 ERA... opened the season at Louisville (AAA) in starting rotation and was named American Association Pitcher of the Week (4/11-20)... was 2-0, 0.87 ERA in three starts when he was purchased by St. Louis on 4/27 to replace the disabled Jeff Lahti in the bullpen... debuted at S.F. on 4/28 pitching 1/3 of an inning... worked out of bases loaded jam in seventh inning at LA on 5/4 and went on to work two scoreless innings that set up Worrell save and 3-1, St. Louis win... after appearing in 17 games was outrighted to Louisville on 6/24 with 0-2, mark, 6.00 ERA... worked primarily in relief remainder of season at AAA, 22 appearances (2 starts)... at conclusion of AAA season contract was purchased 9/2 by St. Louis... appeared in five games in relief, 0-0 record with 4.27 ERA.

CAREER HIGHLIGHTS — **1980** - Selected by Montreal in third round of June free-agent draft and signed by Expos' scout Bob Oldis... leaped right into Class AA ball for his pro debut and was a winner in his first start, against Chattanooga on 6/16... **1981** - After going 5-2 in nine starts at AA, was promoted to AAA for the remainder of the season... **1982** - Opened the season at AAA, but got off to 0-4 start and had

walked 22 batters in 31 innings, which led to return of AA. . . **1983** - Was on the Expos' 40-man winter roster for the first time. . . got off to good start at Memphis, compiling a 4-4 record. 3.05 ERA and 50 strikeouts in 8 starts by May 20, to earn promotion to AAA. . . went 6-2 in 12 starts with Wichita before MTL recalled him on 7/14. . . tasted victory in his first major league game 7/17, blanking the Braves in ATL for seven innings, limiting them to five hits and three walks. . . **1984** - Opened season again at AAA and had personal highs for wins (9), starts (29) and innings pitched (180.1). . . recalled by MTL on 9/10, started the next day in PIT and was the loser. . . made two other appearances as a reliever. . . **1985** - Made 22 starts and 16 relief appearances at Indianapolis, where he spent the entire season. . . threw two 3-hitters against Omaha within 12 days, losing 3-0 on 7/10 and hurling a 9-0 shutout on 7/21. . . completed 5 of 22 starts. . . limited American Assoc. batters to 150 hits in 601 at-bats (.250). . . tied for third in Association with 119 strikeouts.

MISC. — Graduated from South High School (Torrance, CA) in 1977. . . pitched at El Camino Junior College (Torrance, CA). . . in 1980, studied physical education at the University of Arizona. . . had an 8-3 record with 6 saves for baseball team. . . helped U of Arizona win 1980 College World Series with a win and two saves in tournament. . . selected to tourney all-star team. . . married the former Nancy Lewis on 10/17/81. . . they are the parents of two sons, Christopher Greg (12/10/83) and Kevin Lewis (10/15/86). . . participated in Little League and American Legion programs. . . enjoys bass fishing and golf.

BARGAR — COMPLETE RECORD

Year Club	W-L	ERA	G	GS	CG	SHO	SV	IP	H	R	ER	BB	SO
1980 Memphis	5-5	5.02	14	14	2	0	0	86	95	52	48	48	54
1981 Memphis	5-2	3.60	9	9	2	1	0	65	58	29	26	27	52
Denver	5-6	6.03	23	14	0	0	5	91	108	63	61	58	58
1982 Wichita	0-4	11.20	9	8	1	0	0	31	53	45	39	22	18
Memphis	5-6	4.10	16	16	5	0	0	119	100	61	54	63	124
1983 Memphis	4-4	3.05	8	8	5	0	0	59	51	25	20	28	50
Wichita	6-2	4.66	12	11	2	0	0	73.1	78	41	38	32	53
Montreal	2-0	6.75	8	3	0	0	0	20	23	15	15	8	9
1984 Indianapolis	9-8	4.64	31	29	3	0	0	180.1	156	101	93	83	121
Montreal	0-1	7.88	3	1	0	0	0	8	8	7	7	7	2
1985 Indianapolis	5-17	4.65	38	22	5	1	2	162.2	150	97	84	85	119
1986 Louisville	3-4	3.56	25	5	0	0	2	68.1	56	31	27	35	65
St. Louis	0-2	5.60	22	0	0	0	0	27.1	36	19	17	10	12
MAJUH TOTALS	2-3	6.34	33	4	0	0	0	55.1	67	41	39	25	23

BARGAR — DETAILED PITCHING STATISTICS

	W-L	ERA	G	CG	SV	IP	ER	H	BB	SO						
Totals	0-2	5.60	22	0	0	27.1	17	36	10	12						
Before ASG	0-2	6.00	17	0	0	21	14	28	9	8						
After ASG	0-0	4.27	5	0	0	6.1	3	8	1	4						
Night	0-2	3.57	15	0	0	17.2	7	23	5	8						
Day	0-0	9.31	7	0	0	9.2	10	13	5	4						
Home	0-2	7.10	13	0	0	12.2	10	18	6	7						
Road	0-0	4.29	9	0	0	14.2	7	18	4	5						
April	0-0	2.70	2	0	0	3.1	1	3	2	1						
May	0-1	3.95	11	0	0	13.2	6	14	5	4						
June	0-1	15.75	4	0	0	4	7	11	2	3						
Sept.-Oct.	0-0	4.27	5	0	0	6.1	3	8	1	4						
											CAREER					
											W-L	SV	G	IP	ERA	ER
vs. East	0-1	9.00	8	0	0	9	9	17	2	7	0-2	0	15	21.1	8.44	20
Chi	0-0	16.88	3	0	0	2.2	5	6	2	2	0-0	0	4	3.2	12.25	6
Mtl	0-1	6.75	2	0	0	1.1	1	4	0	2	0-1	0	2	1.1	6.75	1
NY	0-0	9.00	1	0	0	2	2	3	0	1	0-0	0	3	5	5.40	3
Pha	0-0	4.50	1	0	0	2	1	4	0	1	0-0	0	3	4	15.75	7
Pitt	0-0	0.00	1	0	0	1	0	0	0	1	0-1	0	3	7.1	4.91	4
vs. West	0-1	3.93	14	0	0	18.1	8	19	8	5	2-1	0	18	34	5.03	19
Atl	0-0	10.13	2	0	0	2.2	3	7	3	1	1-0	0	3	9.2	2.79	3
Cin	0-1	2.08	3	0	0	4.1	1	3	0	0	1-1	0	4	9.1	3.86	4
Hou	0-0	3.86	2	0	0	2.1	1	2	1	0	0-0	0	3	5	9.00	5
LA	0-0	4.15	3	0	0	4.1	2	3	1	2	0-0	0	3	4.1	4.16	2
SD	0-0	0.00	2	0	0	3.2	0	2	0	2	0-0	0	2	3.2	0.00	0
SF	0-0	9.00	2	0	0	1.0	1	2	3	0	0-0	0	3	2.0	22.50	5

1986 HIGHS:
 Most Strikeouts: 2, 5/4 at LA.
 Longest Scoreless Streak: 6.2 IP, 4/30-5/10.
 Longest Relief Appearance: 3 IP, 4/30 at SD.
CAREER HIGHS:
 Most Strikeouts: 3, 7/27/83 at Cin.
 Longest Scoreless Streak: 8 IP, 7/17-22/83.
 Longest Relief Appearance: 3 IP, 4/30/86 at SD.

BARGAR — MAJOR LEAGUE HITTING TOTALS

	AVG.	AB	H	HR	RBI
1986	.000	2	0	0	0
CAREER	.111	9	1	0	1

Last M.L. Hit: 7/27/83 at Cin. (Pastore).

BARGAR — CAREER TRANSACTIONS

- Selected by St. Louis Cardinals' organization in 10th round of free-agent draft, January 9, 1979.
- Selected by Montreal Expos' organization in 3rd round of free-agent draft, June 3, 1980.
- Contract purchased by Louisville (AAA) from Montreal Expos; February 11, 1986.

RODERICK (ROD) STEWART BOOKER (26)

Infielder Ht: 6-0 Wt: 175

Bats: Left Throws: Right

Age: 28

Born: 9-4-58 at Los Angeles, California

BECAME CARDINAL — Contract purchased from Minnesota Twins' organization; April 5, 1983.

M.L. SERVICE — 0.000

1986 SEASON — Began year at Arkansas playing shortstop and got off to best start of his career... had 11-game hitting streak (16-for-44; .364) from 4/26-5/7... was sporting a career high .318 average when promoted to AAA on 5/19... played all three infield positions, but primarily second base at Louisville... had three four-hit games 6/19 vs Buffalo, 7/3 vs Nashville and 7/9 at Iowa... posted career high five triples at Louisville and was 18 for 24 (75%) on AAA steal attempts.



CAREER HIGHLIGHTS — **1980** - Drafted by Minnesota in 4th round of June free-agent draft and signed by Twins' scout Lee Irwin... **1981** - Played shortstop for Orlando (AA) and helped lead club to Southern League Championship... **1982** - Saw first AAA action at Toledo playing 5 games at third, 18 at second and 78 at shortstop... **1983** - Contract sold to St. Louis organization at the end of spring training... had one of his finest seasons setting career highs in at-bats, runs, hits, homers, RBI and SB... tied for 7th in Texas League with 10 GW-RBI... was 20 for 32 (63%) in steal attempts... **1984** - Opened the season as utility man at Louisville and returned to Arkansas midway through campaign where he was everyday shortstop... **1985** - Led Texas League shortstops in fielding percentage (.956)... selected to League All-Star Team... had one home run on season, a grand slam.

MISC. — Graduated from Pasadena High School, Pasadena, CA in 1976... lettered in gymnastics and baseball (MVP, All-District)... lettered in baseball at Pasadena City College (1977-78)... attended University of California, Berkeley, 1979-80, majoring in Social Science... was baseball team captain, Co Pac-10 MVP and third team All-American... played in Little League and Babe Ruth programs... is married to the former Kathryn Atkins, whose cousin is the late Jackie Robinson... the couple have one child: Aaron Mayfield (9/15/80)... in spare time enjoys martial arts.

BOOKER — COMPLETE RECORD

Year	Club	AVG.	G	AB	R	H	2B	3B	HR	RBI	BB	SO	SB
1980	Visalia	.281	69	242	45	68	5	4	0	26	37	35	9
1981	Orlando	.257	111	331	56	85	8	3	0	33	58	44	10
1982	Toledo	.250	104	292	38	73	8	1	0	19	31	36	5
1983	Arkansas	.273	127	469	75	128	15	3	3	60	47	46	20
1984	Louisville	.254	63	185	19	47	3	1	0	14	22	13	3
	Arkansas	.206	52	209	10	43	4	3	0	22	24	28	8
1985	Arkansas	.264	129	466	59	123	18	3	1	47	55	43	13
1986	Arkansas	.318	36	151	20	48	7	2	0	20	7	17	8
	Louisville	.280	78	289	52	81	11	5	1	29	32	30	18

BOOKER — CAREER TRANSACTIONS

- Selected by Minnesota Twins' organization in 4th round of free-agent draft, June 3, 1980.
- Cardinals' purchased contract from Minnesota organization; April 5, 1983.

RICHARD (RICH) SCOTT BUONANTONY (44)

Pitcher Ht: 6-4 Wt: 205
 Bats: Right Throws: Right
 Age: 24 Born: 11-28-62 at Hoboken, New Jersey



BECAME CARDINAL — Obtained in trade with Milwaukee organization on Sept. 18, 1984, along with infielder Ron Koenigsfeld and pitcher Jim Koontz in exchange for outfielders Joe Adduci and Paul Householder.

M.L. SERVICE — 0.000

1986 SEASON — Posted winning record in first AAA season using 90 plus miles per hour fast ball and good overhand curve...threw one-hitter on 8/5 in 6-1 win vs. Oklahoma City...was placed on the disabled list for remainder of season 8/18, with pulled muscles on his left side below the rib cage...averaged 6.75 strikeouts and 4.42 walks per nine innings.

CAREER HIGHLIGHTS — **1980** - Selected by Chicago (N) in the 14th round of the June free-agent draft and signed by Cubs scout Dave Bartosch... **1981** - Spent second season in Gulf Coast League, struck out 50 batters in 64 innings. **1982** - In first season out of rookie league posted best season of career with a 12-4 mark... **1983** - Opened season in A ball posting a 6-7 record with impressive 3.46 ERA...received promotion to AA...traded in off-season to Milwaukee Brewers for catcher Steve Lake... **1984** - While at Stockton (A) struckout 121 batters in 130 IP... **1985** - Piled up 121 strikeouts in 147.1 innings but settled for 10-11 record, due largely to control problems walking 5.38 batters per 9 IP...threw two-hit, 5-0 shutout against Beaumont on 7/23.

MISC. — Graduated from Western High School in Las Vegas, NV in 1980... lettered in baseball and basketball...attended University of Nevada, LV...enjoys bowling, swimming and racquetball...pronounces name Bon-ANTONY...in 1985 pitched for Cardinals Instructional League entry posting a 3-2 mark with 2.08 ERA.

BUONANTONY — COMPLETE RECORD

Year	Club	W-L	ERA	G	GS	CG	SHO	SV	IP	H	R	ER	BB	SO
1980	Sarasota	3-8	4.00	12	12	1	0	0	63	66	40	28	26	37
1981	Sarasota	2-6	5.06	13	9	0	0	0	64	70	50	36	38	50
1982	Quad Cities	12-4	3.91	26	26	5	3	0	161	151	79	70	79	103
1983	Salinas	6-7	3.46	22	22	2	1	0	138	136	73	53	62	97
	Midland	1-1	5.47	4	4	0	0	0	24.2	24	15	15	20	13
1984	El Paso	2-2	9.44	8	8	0	0	0	34.1	46	39	36	31	17
	Stockton	6-7	3.82	20	19	4	2	0	29.2	127	61	55	72	121
1985	Arkansas	10-11	4.64	27	25	4	1	0	147.1	141	90	76	92	121
1986	Louisville	7-5	5.58	23	16	2	0	0	108	106	74	67	53	81

BUONANTONY — CAREER TRANSACTIONS

- Selected by Chicago Cubs' organization in 14th round of free-agent draft, June, 1980.
- Traded to Milwaukee Brewers' organization for catcher Steve Lake, October 21, 1983.
- Traded with infielder Ron Koenigsfeld and pitcher Jim Koontz to St. Louis Cardinals' organization for outfielders Jim Adduci and Paul Householder, October 3, 1984.

DENNIS MAURICE CARTER (54)

Outfielder Ht: 6-4 Wt: 200
 Bats: Right Throws: Right
 Age: 22 Born: 11-20-64 at Hinds County, Mississippi



BECAME CARDINAL — Selected 1st round of secondary phase (14th player overall) by the Cardinals in January, 1984 free-agent draft.

M.L. SERVICE — 0.000

1986 SEASON — Helped lead Springfield (A) to best regular season record in Midwest League...hit in 13 straight games (17-for-51; .333) from 6/30-20...went 3-for-4 with two triples and a homer on 6/23 vs Peoria...was third in league in games (138) and second in at-bats (518)...was

successful on 28 of 36 (78%) steal attempts...tied for league lead in outfield assists (17).

CAREER HIGHLIGHTS — **1984** - Drafted by St. Louis in first round of secondary phase of January draft and signed by Cardinals' scout Marty Maier... handled 62 chances without error in outfield... **1985** - Led New York-Penn. League in total bases (152), RBI (77), HR (16), GW-RBI (10) and SF (8)...tied for league lead in games (77) and doubles (20)... was selected to League All-Star team and on TOPPS National Association A/Rookie League All-Star team.

MISC. — Graduated from Callaway High School, Jackson, MS in 1982... lettered in baseball (All-State) and football (All-State)... attended Chipola J.C., lettering two years in baseball... played amateur baseball in American Legion program... played in Florida Winter Instructional League in both 1985 and '86... in 32 games batted .233 in '85 and in 31 games hit .250, 3 HR, 16 RBI past season... physical makeup is compared to Andre Dawson.

CARTER — COMPLETE RECORD

Year	Club	AVG.	G	AB	R	H	2B	3B	HR	RBI	BB	SO	SB
1984	Johnson City	.296	38	135	33	40	7	1	6	34	26	37	5
1985	Savannah	.128	15	39	2	5	1	0	0	2	9	11	1
	Erie	.284	77	282	45	80	20	2	*16	*77	47	*93	10
1986	Springfield	.270	138	519	82	140	27	6	13	82	39	123	28

*Led League

JACK ANTHONY CLARK (22)

First Baseman Ht: 6-3 Wt: 205

Bats: Right Throws: Right

Age: 31 Born: 11-10-55 at New Brighton, Pennsylvania

BECAME CARDINAL — Acquired by the Cardinals February 1, 1985 from the San Francisco Giants in exchange for pitcher Dave LaPoint, infielder Jose Gonzalez, and first basemen/outfielders David Green and Gary Rajsich.

M.L. SERVICE — 10,052.

1986 SEASON — Cardinals' saw power punch in their lineup come to a halt when Clark tore ligaments of the first metacarpel in his right hand sliding into third base in fifth inning of the 68th game of the season on 6/24 vs PIT... placed on the 21-day disabled list the following day, Jack had corrective surgery on 6/28 and was switched to the 60-day emergency medical list on 6/30 to allow for the hand to be immobilized for six weeks... he remained on the D.L. the remainder of the season... prior to the injury, was leading N.L. with 45 walks and was on pace for career high 108... was leading team in runs (34) and home runs (9)... had been on base by hit or walk in 54 of 65 games... on 4/23 vs CHI received 500th career walk... had 8 game hitting streak (14-for-33; .424) from 5/2-13... 23 of 55 (42%) hits in '86 went for extra bases... committed only three errors in 661 total chances at first base, a .995 fielding pct.



CAREER HIGHLIGHTS — **1973** - Drafted by San Francisco in the 13th round of the June free-agent draft as a pitcher... pitched in five games compiling a 0-2 record with a 6.00 ERA, but was converted from pitching to the outfield to utilize powerful bat... **1974** - Led California League in RBI (117) and total bases (254) while finishing second in batting (.315)... **1975** - After tying for Texas League home run title with 23 and leading league third baseman in putouts (102), assists (278) and double plays (29) made major league debut in a September promotion to San Francisco... **1976** - Named Topps Pacific Coast League Player of the Year... called up to big club again in Sept., hit first M.L. home run 9/11 vs CIN (Billingham)... **1977** - Spent first full season in M.L. and was named to Baseball Digest's Rookie All-Star team... **1978** - Put together one of his finest all-around seasons in earning a place on The Sporting News and AP National League All-Star teams... tied for N.L. lead in double plays by outfielders with 5... **1979** - After driving in 25 runs in June was named to play in his second consecutive All-Star Game... for second straight year tied for DP lead among N.L. outfielders with 7... **1980** - Led the N.L. in GW-RBI (18) despite being

disabled for over a month after his hand was broke by Mark Bombback pitch at NY on 8/20... **1981** - Collected 100th career home 9/3 (Caudill)... tied for N.L. leadership among outfielders in assists (14) and DP (4)... **1982** - Posted career highs and led Giants in HR (27), RBI (103) and runs scored (90)... shared league lead with 21 GW-RBI... **1983** - Hit 150th career homer at PHI 9/4 (W. Hernandez)... went 5-for-5 at PIT on 7/22... hit fifth career grand slam at PHI on 5/18 (Altamirano)... had 17 assists tying for second among outfielders... **1984** - Named San Francisco's team captain... registered his 1000th career hit in St.L. on 5/5 (single off B. Forsch)... was off to best start ever when cartilage tear in right knee put him out for the season on 6/26... **1985** - St. Louis built their speedy starting lineup around the power potential of cleanup hitter Clark... was living up to expectations with 21 home runs (5th in N.L.), 84 RBI (3rd in N.L.), 26 doubles (6th in N.L.) and a .281 batting average when he went down with strained muscles in his lower side attaching to the rib cage on 8/23 at ATL, while swinging. The injury shelved Clark on the 15-day disabled list from 8/24-9/8, and he did not return to the starting lineup until 9/19... homered off Dwight Gooden in first Cardinal at-bat, 4/9 at NY... named to the N.L. All-Star team for the third time... started the first 106 games of the season before sitting out the second game of doubleheader at PHI on 8/10... hit HR in every N.L. park except PHI and CIN... 51 of 124 hits went for extra bases (41%)... reached by hit or walk in each of six N.L.C.S. games... dramatic ninth inning, two-out, three-run homer off Tom Niedenfuer rallied Redbirds to a 7-5 comeback victory at L.A. in Game 6 of L.C.S. and sent St. Louis to W.S. games and hit in six of seven contests... had 4th best on-base pct. in N.L. (.393)... named N.L. first baseman on Sporting News Silver Slugger team.

MISC. — Played baseball and basketball at Azusa, CA, Gladstone High School... as a senior in 1973 was 11-3 with a 1.25 ERA and a .517 batting average in leading team to the Hacienda League title... signed by Giant's scout George Geneovese... married the former Tammy Kohl and the couple have three children, Danika Jacqueline (8/12/80); Rebekah Nicole (9/24/81) and Anthony David (9/24/84)... Lou Brock and Roberto Clemente were boyhood idols... was named rightfielder on San Francisco Giants' "All-Dream Team" in 1982 commemorating top players in Giants first 25 years in San Francisco... enjoys fresh and saltwater fishing, exotic aquariums, contemporary music and sports cars.

CLARK — COMPLETE RECORD

Year	Club	AVG.	G	AB	R	H	2B	3B	HR	RBI	BB	SO	SB
1973	Great Falls	.321	65	234	46	75	20	1	9	54	26	49	5
1974	Fresno	.315	131	495	88	156	23	9	19	*117	60	89	3
1975	Lafayette	.303	126	466	94	141	25	2	23	77	65	59	9
	San Francisco	.235	8	17	3	4	0	0	0	2	1	2	1
1976	Phoenix	.323	131	470	111	152	29	*16	17	86	72	73	16
	San Francisco	.225	26	102	14	23	6	2	2	10	8	18	6
1977	San Francisco	.252	136	413	64	104	17	4	13	51	49	73	12
1978	San Francisco	.306	156	592	90	181	46	8	25	98	50	72	15
1979	San Francisco	.273	143	527	84	144	25	2	26	86	63	95	11
1980	San Francisco	.284	127	437	77	124	20	8	22	82	74	52	2
1981	San Francisco	.268	99	385	60	103	19	2	17	53	45	45	1
1982	San Francisco	.274	157	563	90	154	30	3	27	103	90	91	6
1983	San Francisco	.268	135	492	82	132	25	0	20	66	74	79	5
1984	San Francisco	.320	57	203	33	65	9	1	11	44	43	29	1
1985	St. Louis	.281	126	442	71	124	26	3	22	87	83	88	1
1986	St. Louis	.237	65	232	34	55	12	2	9	23	45	61	1
MAJOR TOTALS		.275	1235	4405	702	1213	235	35	194	705	535	717	62

*Led League.

GW-RBI — 1980-18; 1981-11; 1982-21; 1983-11; 1984-4; 1985-7; 1986-2. Total: 74.

CLARK — LEAGUE CHAMPIONSHIP SERIES RECORD

Year	Club / Opp.	AVG.	G	AB	R	H	2B	3B	HR	RBI	BB	SO	SB
1985	St.L. vs. L.A.	.381	6	21	4	8	0	0	1	4	5	5	0

CLARK — WORLD SERIES RECORD

Year	Club / Opp.	AVG.	G	AB	R	H	2B	3B	HR	RBI	BB	SO	SB
1985	St.L. vs. K.C.	.240	7	25	1	6	2	0	0	4	3	9	0

CLARK — ALL-STAR GAME RECORD

Year	Club	AVG.	AB	R	H	2B	3B	HR	RBI	BB	SO	SB
1978	National	.000	1	0	0	0	0	0	0	0	1	0
1979	National	.000	1	0	0	0	0	0	0	0	0	0
1985	National	.000	1	0	0	0	0	0	0	0	0	0
ALL-STAR TOTALS		.000	3	0	0	0	0	0	0	0	1	0

CLARK — CAREER TRANSACTIONS

- Selected by San Francisco Giants' organization in 13th round of free-agent draft, June 5, 1973.
- On disabled list, August 23 to September 8, 1980.
- On disabled list, June 25 to September 5, 1984.
- Traded to St. Louis Cardinals for pitcher Dave LaPoint, infielder Jose Gonzalez and first baseman/outfielders David Green and Gary Rajsich, February 1, 1985.
- On disabled list, August 23 to September 8, 1985.
- On disabled list, June 25 to October 8, 1986.

CLARK — CAREER FIELDING

Position	G	PO	A	E	TC	DP	PCT.
First Base	191	1778	110	18	1906	173	.991
Third Base	4	2	1	0	3	0	1.000
Outfield	967	1943	94	46	2083	25	.978

CLARK — DETAILED HITTING STATISTICS

	AVG.	G	AB	H	HR	RBI
Totals	.237	65	232	55	9	23
vs. LHP	.309	—	81	25	6	12
vs. RHP	.199	—	151	30	3	11
Before ASG	.237	65	232	55	9	23
Night	.274	35	124	34	7	14
Day	.194	30	108	21	2	9
Home	.274	33	117	32	4	12
Road	.200	32	115	23	5	11
Turf	.260	49	177	46	9	22
Grass	.164	16	55	9	0	1
April	.231	17	65	15	3	5
May	.276	24	87	24	2	8
June	.200	24	80	16	4	10

1986 HIGHS:

Most Hits: 3, 3 times.
 Most RBI: 2, 6 times.
 Most Walks: 3, 3 times.
 Longest Hit Streak: 8 games, 5/2-13.

CAREER HIGHS:

Most Hits: 5, 7/22/83 vs. Pitt.
 Most RBI: 6, twice (last time 5/18/83 vs. Phi.).
 Last Two Home Run Game: 5/22/84 vs. N.Y. (9 total).
 Longest Hit Streak: 26 games, 6/30-7/25/78.

	AVG.	G	AB	H	HR	RBI	AVG.	AB	H	HR	RBI
vs. East	.218	35	124	27	6	12	.284	2006	569	101	357
Chi	.229	12	35	8	0	1	.249	370	92	17	76
Mil	.263	9	38	10	2	3	.268	366	98	18	61
NY	.200	5	20	4	1	3	.290	334	97	16	52
Pha	.214	4	14	3	1	3	.269	320	86	11	45
Pitt	.118	5	17	2	2	2	.307	358	110	29	74
StL	—	—	—	—	—	—	.333	258	86	10	49
vs. West	.259	30	108	28	3	11	.268	2399	644	93	348
All	.059	6	17	1	0	0	.241	419	101	22	69
Cin	.261	6	23	6	0	1	.256	507	130	19	68
Hou	.261	6	23	6	1	5	.277	469	130	14	71
LA	.250	5	20	5	0	0	.265	471	125	16	47
SD	.375	5	16	6	2	5	.282	478	135	19	81
SF	.444	2	9	4	0	0	.418	55	23	3	12

VINCENT (VINCE) MAURICE COLEMAN (29)

Outfielder Ht: 6-0 Wt: 170

Bats: Both Throws: Right

Age: 25 Born: September 22, 1961 at Jacksonville, Florida

BECAME CARDINAL — Tenth selection in regular phase of June, 1982, free agent draft.

M.L. SERVICE — 2,000.

1986 SEASON — In sophomore season showed no signs of slowing up on the base paths... became the first player in Major League history to steal 100 bases in first two big league seasons, and the first National League player to ever have two 100 steal seasons in career... started out slowly however going nine straight games without a steal from 4/13-25, the longest dry spell of career... on 5/1 at SD equalled M.L. record for sacrifice flies in a game with three against Padres... equalled personal best and club record, held jointly with Lou Brock, with 28 consecutive steals without being caught from 7/22-8/26... hit in eight straight games (13-for-32: .406) from 8 / 3 - 10...



scored at least one run in seven straight games (9 total) from 8/4-10... stole 200th career base on 9/6 at HOU... moved into second place on Cardinals' all-time steal list with 204th stolen base of career, 9/12 vs MTL... on 9/21 at MTL stole his 100th base of season joining Rickey Henderson as only player in M.L. history to steal over 100 bases more than once... for this accomplishment was chosen as National League Player of the Week (with Kent Tekulve) for week of 9/15-21... averaged .694 steals per game (107 in 154)... was successful on 107 of 121 (88%) steal attempts, third best percentage in N.L... was 77 of 85 in steals of second, 30-for-35 at third and 0 for 1 of home... had 26 multiple steal games (4 bases, 3 times; 3 base, 6 times and 2 bases, 17 times)... stole second and third in the same inning 15 times... had more steals than nine entire big league clubs... drew 22 of 176 balks (13%); N.L. pitchers committed in '86... led M.L. in steals (107)... was fourth in N.L. in triples (8) and fifth in runs (94)... led club in at-bats, runs, triples... had 41 multiple hit games to lead club... drew ten more walks than in his rookie season... tied for fifth among N.L. outfielders with 12 assists.

CAREER HIGHLIGHTS — **1982** - Drafted in 10th round of free-agent draft and signed by Cardinals' scout Marty Maier... tied for league lead in Appalachian League with 43 stolen bases... natural right-handed hitter was converted by St. Louis organization into switch-hitter... **1983** - Led South Atlantic League in batting (.350), stolen bases (145), tied for 3rd in both runs (99) and hits (156)... set all-time pro baseball SB record despite missing 31 games due to a hand injury... selected to league all-star team, voted league's most outstanding major league prospect and awarded Howe News Bureau "Star of Stars" award for Sally League... **1984** - Led American Association in runs (97), at-bats (608) and stolen bases (101), establishing a new league SB record... topped Association outfielders with 381 total chances... selected as outfielder on league all-star team... stole 6 bases in 10 playoff games... **1985** - Burst onto the St. Louis baseball scene, nailing down a starting position and the leadoff spot in the Cardinal lineup from the eighth game of the season... was called up from Louisville 4/17 to replace the injured Tito Landrum for a short spell, but from his first night, 4/18, when he went 1-for-3 and stole two bases there was no way Coleman would see the minor leagues again... knocked out four hits in five at-bats in second big league game on 4/19... hit first major league home run, an inside-the-park shot off Len Barker, on 5/21 vs ATL (there was not even a play at the plate)... went four-for-four with three stolen bases and four runs scored in Cards 6-1 triumph over Houston on 6/4... went 4-for-7 with 2 triples 8/1 at Chicago... stole four bases at MTL on 9/28(2)... broke the Cardinals' rookie steal record of 30, set by Bake McBride in 1974, with two steals on 5/31 vs CIN... established major league rookie steal record of 110, topping record of 72 set by Juan Samuel in '84 when he stole two bases on same play, at CHI on 8/1, sliding off third base for #73 and continuing right on home stealing the plate for his 74th base... became fourth man in M.L. baseball history to steal 100 or more bases with stolen base on 9/19 at PHI... stole second and third in the same inning ten times... had as many or more stolen bases than five entire N.L. teams and 13 big league clubs... tied for N.L. single game highs during the '85 season in runs (4), steals (4) and triples (2)... established three M.L. rookie records; most steals (110), caught stealing (25) and fewest double plays grounded into (3)... teamed with Willie McGee to steal 166 bases establishing M.L. record for most stolen bases by two teammates... displayed strong accurate arm placing second among N.L. outfielders with 16 assists... started 130 games in LF, 10 RF and 9 CF... had two hits in both Games 2 and 3 of N.L.C.S... a freak accident prior to Game 4 in St. Louis when the tarpaulin machine rolled over his left leg sidelined Coleman for the

remainder of the post-season with a tiny bone chip on the outside part of the knee... tremendous season led to post-season recognition as The Sporting News Rookie of the Year, the top vote-getter for Topps Rookie All-Star Team and the honor of being only the fourth player chosen unanimously by the B.B.W.A.A. as their N.L. Rookie of the Year.

MISC. — Graduated from Raines High School in Jacksonville, Florida in 1978 where he lettered in football and baseball... received degree in physical education from Florida A&M University... while at A&M was the football team's place kicker and punter averaging 41.1 yards a punt in his senior year and earning an invitation to the Freedom Bowl All-Star Game... in baseball, twice led NCAA Division 1-AA in stolen bases... stole 65 bases in his junior season and seven in one game during senior year... attended Washington Redskins mini camp in May, 1982... cousin of Greg Coleman, Minnesota Vikings punter... single... was selected 1986 South Side Kiwanis Clubs Sportsman of the Year... enjoys reading, watching movies and basketball.

COLEMAN — COMPLETE RECORD

Year	Club	AVG.	G	AB	R	H	2B	3B	HR	RBI	BB	SO	SB
1982	Johnson City	.250	58	212	40	43	2	1	0	16	29	49	43
1983	Macon	.350*	113	446	99	156	8	7	0	53	56	85	**145
1984	Louisville	.257	152	608	97	156	21	7	4	48	55	112	*101
1985	Louisville	.143	5	21	1	3	0	0	0	0	0	2	0
	St. Louis	.267	151	636	107	170	20	10	1	40	50	115	***110
1986	St. Louis	.232	154	600	94	139	13	8	0	29	60	98	*107
MAJOR TOTALS		.250	305	1236	201	309	33	18	1	69	110	213	217

GW-RBI — 1985-3; 1986-2. Total: 5.

*Led League

**Led League and set new Pro Baseball record.

***Led League and set new M.L. Rookie SB record.

COLEMAN — LEAGUE CHAMPIONSHIP SERIES RECORD

Year	Club / Opp.	AVG.	G	AB	R	H	2B	3B	HR	RBI	BB	SO	SB
1985	St.L. vs. L.A.	.286	3	14	2	4	0	0	0	1	0	2	1

COLEMAN — WORLD SERIES RECORD

Year	Club / Opp.	AVG.	G	AB	R	H	2B	3B	HR	RBI	BB	SO	SB
1985	St.L. vs. K.C.												

INJURED — DID NOT APPEAR

COLEMAN — CAREER TRANSACTIONS

— Selected by Philadelphia Phillies' organization in 20th round of free-agent draft, June 8, 1981.

— Selected by St. Louis Cardinals' organization in 10th round of free-agent draft, June 7, 1982.

COLEMAN — SWITCH-HITTING RECORD

Year		AVG.	AB	H	2B	3B	HR	RBI	BB	SO
1985	LH	.282	425	120	10	4	1	27	36	76
	RH	.237	211	50	10	6	0	13	14	39
1986	LH	.228	372	85	8	6	0	18	29	69
	RH	.237	228	54	5	2	0	11	31	29
CAREER	LH	.257	797	205	18	10	1	45	65	145
TOTALS	RH	.237	439	104	15	8	0	24	45	68

COLEMAN — CAREER FIELDING

Year		G	PO	A	E	TC	DP	PCT.
1985		150	305	16	7	328	1	.979
1986		149	300	12	9	321	2	.972
TOTALS		299	605	28	16	649	3	.975

COLEMAN — DETAILED HITTING STATISTICS

	AVG.	G	AB	H	HR	RBI
Totals	.232	154	600	139	0	29
vs. LHP	.237	—	228	54	0	11
vs. RHP	.228	—	372	85	0	18
Before ASG	.251	81	319	80	0	19
After ASG	.210	73	281	59	0	10
Night	.227	98	388	88	0	13
Day	.241	56	212	51	0	16
Home	.268	80	321	86	0	13
Road	.190	74	279	53	0	16
Turf	.254	115	461	117	0	21
Grass	.158	39	139	22	0	8
April	.231	18	78	18	0	4
May	.319	24	94	30	0	10
June	.216	26	97	21	0	3
July	.210	26	100	21	0	5
August	.267	30	116	31	0	5
Sept.-Oct.	.157	30	115	18	0	25
vs. East	.217	85	336	73	0	12
Chi	.160	17	50	8	0	2
Mtl	.232	18	82	19	0	4
NY	.211	18	76	16	0	2
Pha	.176	16	68	12	0	2
Pitt	.300	16	60	18	0	2
vs. West	.250	69	264	66	0	17
Atl	.244	12	41	10	0	1
Cin	.415	11	41	17	0	5
Hou	.163	12	49	8	0	0
LA	.182	10	44	8	0	2
SD	.279	12	43	12	0	6
SF	.239	12	46	11	0	3

1986 HIGHS:

Most Hits: 3, six times.
Most Runs: 3, three times.
Most RBI: 3, 5/1 at SD.
Most SB: 4, three times.
Longest Hit Streak: 8 games, 8/3-10.

CAREER HIGHS:

Most Hits: 4, four times.
Most Runs: 4, 6/4/85 vs. Hou.
Most RBI: 3, 5/1/86 at SD.
Most SB: 4, four times, last 8/10/86 vs. Pit.
Longest Hit Streak: 11 games, 9/1-11/85.
Last HR: 5/21/85 vs. Atl. (Barker, inside-the-park).

	AVG.	AB	H	HR	RBI
vs. East	.230	683	157	0	41
Chi	.262	126	33	0	12
Mtl	.190	147	28	0	5
NY	.228	149	34	0	12
Pha	.196	138	27	0	6
Pitt	.285	123	35	0	6
vs. West	.275	553	152	1	28
Atl	.278	97	27	1	5
Cin	.369	84	31	0	6
Hou	.235	102	24	0	4
LA	.207	87	18	0	3
SD	.278	97	27	0	7
SF	.291	86	25	0	3

1986 N.L. TOP SB PCT.

	Team	SB	CS	SB	
1.	Bob Dernier	CHI	27	2	93%
2.	Tim Lincecum	MTL	70	9	89%
3.	VINCE COLEMAN	St.L.	107	14	88%
4.	Eric Davis	CIN	80	11	88%
5.	Barry Bonds	PIT	36	7	84%
6.	Milt Thompson	PHI	19	4	83%
7.	OZZIE SMITH	St.L.	31	7	82%
8.	Len Dykstra	NY	31	7	82%
9.	Tony Gwynn	SD	37	9	80%
10.	TERRY PENDLETON	St.L.	24	6	80%

COLEMAN'S TEAM-BY-TEAM STEAL BREAKDOWN

Team	'85 SB	'86 SB	'85 CS	'86 CS	Career %
Atlanta	6	6	2	2	75%
Chicago	15	7	3	3	79%
Cincinnati	10	9	4	2	76%
Houston	7	9	3	1	80%
Los Angeles	5	3	2	1	73%
Montreal	15	10	0	1	96%
Philadelphia	13	20	0	0	100%
Pittsburgh	9	16	6	1	78%
New York	6	9	0	0	100%
San Diego	14	8	3	0	88%
San Francisco	10	10	2	3	80%
TOTALS	110	107	25	14	85%

COLEMAN'S 1986 SITUATION STEALS

Situation	Steals
Game Tied 0-0	35
Other Tied Situation	10
With 1-Run Difference	27
Winning By 2-3 Run	4
Losing By 2-3 Runs	11
Winning By 4 or More Runs	6
Losing By 4 or More Runs	14

TIMOTHY (TIM) JAMES CONROY (40)

Pitcher **Ht: 6-1** **Wt: 185**
Bats: Left **Throws: Left**
Age: 26 (Turns 27 on April 3)
Born: 4-3-60 at Monroeville, Pennsylvania



BECAME CARDINAL — On December 10, 1985 with catcher Mike Heath in a trade with Oakland for pitcher Joaquin Andujar.

M.L. SERVICE — 3.097

1986 SEASON — Opened the season on the 21-day disabled list with a tender left shoulder... reinstated from c.l. on 4/17... made Cardinals debut on 4/19 at MTL working three perfect innings of relief to pickup win in 17-inning marathon with Expos... also had GWRBI in game with bases loaded walk in first major league plate appearance... made four appearances in relief (9.1 IP) with 1-0 mark, 0.96 ERA before he started first game 5/3 at LA... pitched five-hit complete game in 13-3 win vs SD on 5/8, and was offensive star with 2-for-3, 4 RBI... had recurrence of shoulder injury in 5/25 start vs ATL and was placed on 21-day disabled list 5/26... sent to Louisville on 20-day medical rehabilitation 6/27... after making two pain-free AAA starts rejoined Cardinals on 7/8... that night started at LA working six innings of three-hit, scoreless baseball and gaining the win in a combined 1-0 shutout with Rick Horton... was used as a pinch-hitter (flying out) on 8/12 at MTL... had one of his top outings of the season on 8/30 vs CIN, pitched 7 innings of no-hit baseball, and at one point retired 21 straight batters... in a 7-2 win at MTL on 9/21 struckout a career high 11 batters, the most strikeouts by a St. Louis pitcher since Pete Vuckovich had 12 vs LA (6/3/79)... averaged 6.20 strikeouts per 9 IP as starter, best among STL starters... 21 starts were a career high.

CAREER HIGHLIGHTS — **1978** - Chosen by Oakland in the first round (20th player selected) of the June free-agent draft... found himself in front of 38,841 at Royals Stadium pitching to Kansas City, June 23rd... pitching 3.1 he allowed only 1 run but walked 5... he picked up no decision... he made 1 other start vs Texas before moving to the minor leagues for 4 years... **1979** - Spent the year at Waterbury... control problems persisted... led the Eastern League in walks (119) and wild pitches (22)... **1980** - At West Haven again led the Eastern League in wild pitches (16)... **1981** - Started at West Haven but slipped to Modesto (A) by the end of the year... combined walked 66 in 96 innings... **1982** - After vowing it would be his last year in baseball if he couldn't remedy his control problems he put together the kind of year that all his coaches were saying he was capable of... was 15-4 (15 wins, 3rd in California League) with a 2.25 ERA (2nd in league)... he led the league with 184 strikeouts and walked just 62... was named to the league and Baseball America's Class A All-Star teams... and in the annual poll of the league managers was voted pitcher with the best fastball... the year earned him a return to Oakland in September... on 9/21 he tossed his first major league win... a complete game over Texas at Oakland... **1983** - His first full major league season... pitched in 39 games, 18 as a starter, and posted a career-high 7 wins... his best effort of the year came 9/23 vs Toronto... shut out the Jays on 5 hits for his first career whitewash... held the league to a combined .234 average... **1984** - Opened the season in the starting rotation but was moved to the bullpen after 5 starts... returned to the rotation June 12th... turned in a brilliant effort vs Texas on 6/23 for his only win of the year... went 8 innings, allowing 1 hit and 1 run with 5 strikeouts and only 2 walks... after 2 more starts was returned to the bullpen where he stayed until the final month of the season... put in a fine effort in a start vs N.Y. at Oakland 8/28... surrendered 1 run over 9 innings, fanning 4 and walking 1... received no decision as the A's won in 12 innings... held the league to a .235 average... 3rd on

the A's with 69 strikeouts. . . **1985** - Had a remarkable season, with an 11-3 record at Tacoma in which he had a 3.27 ERA (in the Pacific Coast League, noted for high ERAs) and struck out 166 in 129.1 innings. . . ERA was 6th in the league, his strike-out total 2nd. . . hurled 1-0, no-hitter 5/14 at Tucson in 7-inning first game of a double header. . . opened season with Oakland working 11 games in relief (10 IP, 5 ER), but was optioned to AAA early in May. . . returned to big leagues in Sept. following AAA season. . . made 5 appearances (2 starts) working 15.1 innings and allowing 7 ER.

MISC. — Graduated from Gateway Senior High (Monroeville, PA) in 1978. . . pitched Gateway to 2 Western Pennsylvania League titles. . . senior year won 6 and lost 1 with 1.80 ERA. . . struck out 88 in 39 innings. . . struck out 22 in a seven inning game. . . his catcher dropped a called third strike. . . was named to the first team high school All-America team. . . enjoys playing racquetball and tennis. . . Pittsburgh Steeler fan. . . Tim and his wife, Michele, have two children, Timothy James, Jr. (7/20/83) and Jenna Lynn (2/2786). . . one of the team's better hitting pitcher went to Florida Instructional League to work on pinch-hitting.

CONROY — COMPLETE RECORD

Year Club	W-L	ERA	G	GS	CG	SHO	SV	IP	H	R	ER	BB	SO
1978 Oakland	0-0	7.20	2	2	0	0	0	5	3	6	4	9	0
Vancouver	0-1	16.00	3	3	0	0	0	9	13	16	16	10	3
1979 Waterbury	7-14	5.22	25	25	4	1	0	138	115	95	80	119	106
1980 West Haven	8-14	6.18	25	25	5	0	0	147	160	119	101	93	72
1981 West Haven	2-6	6.00	14	13	0	0	0	57	59	50	38	43	51
Modesto	1-3	7.85	8	8	0	0	0	39	50	37	34	23	46
1982 Modesto	15-4	2.25	27	25	9	3	0	172	136	59	43	62	184
Oakland	2-2	3.55	5	5	1	0	0	25.1	20	13	10	18	17
1983 Oakland	7-10	3.94	39	18	3	1	0	162.1	141	89	71	98	112
1984 Oakland	1-6	5.23	38	14	0	0	0	93	82	58	54	63	69
1985 Tacoma	11-3	3.27	22	22	2	1	0	129.1	106	52	47	71	166
Oakland	0-1	4.26	16	2	0	0	0	25.1	22	15	12	15	8
1986 St. Louis	5-11	5.23	25	21	1	0	0	115.1	122	72	67	56	79
Louisville	**1-0	2.25	2	2	0	0	0	8	6	2	2	6	6
MAJOR TOTALS	15-30	4.81	125	62	5	1	0	426.1	390	253	218	259	285

**Medical Rehabilitation

CONROY — MAJOR LEAGUE HITTING TOTALS

	AVG.	AB	H	HR	RBI
1986	.138	29	4	0	6
CAREER	.138	29	4	0	6

CONROY — CAREER TRANSACTIONS

- Selected by Oakland A's organization in 1st round (20th player selected) of free-agent draft, June 6, 1978.
- On disabled list, July 16 to September 1, 1978.
- Traded with catcher Mike Heath to St. Louis Cardinals for pitcher Joaquin Andujar, December 10, 1985.
- On disabled list, March 24 to April 17, 1986.
- On disabled list, May 26 to July 8, 1986; included rehabilitation disability assignment to Louisville, June 27 to July 8, 1986.

CONROY — RELIEF/STARTER

Year	W-L	ERA	G	IP	H	R	ER	BB	SO	
1983	Relief	2-0	2.50	21	57.2	44	27	16	39	42
	Starter	5-10	4.73	18	104.2	97	62	55	59	70
1984	Relief	0-0	5.16	24	29.2	28	17	17	20	28
	Starter	1-6	5.26	14	63.1	54	41	37	43	41
1985	Relief	0-0	4.24	14	17	13	8	8	10	4
	Starter	0-1	4.32	2	8.1	9	7	4	5	4
1986	Relief	1-0	0.96	4	9.1	1	1	1	2	6
	Starter	4-11	5.60	21	106	121	71	66	54	73
CAREER	Relief	3-0	3.33	63	113.2	86	53	42	71	80
TOTALS	Starter	12-30	5.07	62	312.2	304	200	176	188	205

CONROY — DETAILED PITCHING STATISTICS

	W-L	ERA	G	CG	SV	IP	ER	H	BB	SO
Totals	5-11	5.23	25	1	0	115.1	67	122	56	79
Before ASG	3-4	4.47	11	1	0	44.1	22	40	14	27
After ASG	2-7	5.70	14	0	0	71	45	82	42	52
Night	2-6	5.11	16	0	0	74	42	72	40	48
Day	3-5	5.44	9	1	0	41.1	25	50	16	31
Home	2-7	5.37	14	1	0	63.2	38	70	31	32
Road	3-4	5.05	11	0	0	51.2	29	52	25	47
April	1-0	0.96	4	0	0	9.1	1	1	2	6
May	1-3	4.97	5	1	0	25.1	14	16	9	9
June	ON DISABLED LIST									
July	1-3	7.86	4	0	0	18.1	16	39	6	19
August	1-2	3.93	6	0	0	34.1	15	34	15	23
Sept.-Oct.	1-3	6.75	6	0	0	28	21	32	24	22
vs. East	2-4	5.68	12	0	0	50.2	32	48	32	39
Chi	0-1	7.20	1	0	0	5	4	5	4	4
Mtl	2-0	1.80	2	0	0	10	2	7	3	13
NY	0-1	4.30	4	0	0	14.2	7	10	11	13
Pha	0-1	6.55	2	0	0	11.0	8	10	3	7
Pitt	0-1	9.90	3	0	0	10.0	11	16	11	2
vs. West	3-7	4.87	13	1	0	64.2	35	74	24	40
Atl	0-1	36.00	1	0	0	1	4	5	0	0
Cin	1-1	2.95	3	0	0	21.1	7	17	7	15
Hou	0-1	7.36	2	0	0	7.1	6	15	5	3
LA	1-3	3.38	4	0	0	21.1	8	27	5	14
SD	1-1	7.11	2	1	0	12.2	10	10	7	8
SF	0-0	0.00	1	0	0	1.0	0	0	0	0

1986 HIGHS:

Most Strikeouts: 11, 9/21 at Mtl. Most Strikeouts in Relief: 4, 4/26 vs. NY. Fewest Hits in CG: 5, 5/8 vs. SD. Longest Relief Appearance: 5 IP, 4/26 vs. NY. Longest Losing Streak: 5 games, 7/13-8/24. Longest Scoreless Streak: 8 IP, twice, 4/26-5/3 & 7/8-13.

CAREER HIGHS:

Most Strikeouts: 11, 9/21/86 at Mtl. Fewest Hits in CG: 5, three times (last time 5/8/86 vs. SD.). Longest Win Streak: 3 games, 7/29-8/8/83. Longest Losing Streak: 5 games, 7/13-8/24/86. Longest Scoreless Relief Streak: 11.1 IP, 5/6-14/83.

CAREER

	W-L	SV	G	IP	ERA	ER
vs. East	2-4	0	12	50.2	5.68	32
Chi	0-1	0	1	5	7.20	4
Mtl	2-0	0	2	10	1.80	7
NY	0-1	0	4	14.2	4.30	7
Pha	0-1	0	2	11	6.55	8
Pitt	0-1	0	3	10	9.90	11
vs. West	3-7	0	13	64.2	4.87	35
Atl	0-1	0	1	1	36.00	4
Cin	1-1	0	3	21.1	2.95	15
Hou	0-1	0	2	7.1	7.36	6
LA	1-3	0	4	21.1	3.38	8
SD	1-1	0	2	12.2	7.11	10
SF	0-0	0	1	1	0.00	0

DANNY BRADFORD COX (34)

Pitcher Ht: 6-4 Wt: 225

Bats: Right Throws: Right

Age: 27 Born: 9-21-59 at Northhampton, England

BECAME CARDINAL — Signed as the 12th selection in the regular phase of the June, 1981, free agent draft.

M.L. SERVICE — 3.036

1986 SEASON — Battled back to 12-13 record after poor start (0-4, 2-7 early in season) brought about at least in part by a chip fracture of his right ankle suffered during spring training at St. Petersburg on 3/30... while fishing he jumped off a low sea wall and turned his ankle which resulted in a stretch on the 21-day disabled list at the start of the season... after seven scoreless innings of rehabilitation in an extended training game on 4/19 at St. Pete, Cox was activated on 4/24... on 6/1 at CIN, in his eighth start of the season, he defeated the Reds, 2-1, for his first win of the season... three-hit the Phillies on 7/28 in 3-1 complete game win at PHI... equalled his career high 8 strikeouts in 7/28 outing... had a decision in 18 of his last 19 starts... was 9-5 in last 15 starts, and did not allow more than three earned runs in any of them... pitched CG in 6 of last 11 starts... over a four start period from 7/18-8/3 did not allow a walk (28 innings)... limited opponents to .234 average (189-for-808)... averaged 4.42 strikeouts and 2.45 walks per 9 IP... was sixth in National League ERA (2.90) and tied for fifth in complete games (8)... was second among N.L. batters with 16 sacrifice hits.



CAREER HIGHLIGHTS — **1981** - Selected by St. Louis in 13th round of June free-agent draft and signed by Cardinals' scout Marty Maier... led Appalachian League pitchers in ERA, shutouts, strikeouts, complete games and innings pitched... pitched a 9-inning no-hit, no-run game August 9, in beating Bristol 11-0... was named Appalachian League Player of the Year and was selected as Topps July Appalachian League player of the month... was selected on the League All-Star team... **1982** - Was selected on the League All-Star team... **1983** - Just 15 weeks to pass through every classification in the Cardinals' minor league organization and

make it to the majors. He began the season at St. Louis' extended spring training and made short stops at the A, AA and AAA levels before being called up to St. Louis on August 4 after the Cardinals sold John Martin to Detroit... while at Arkansas, had a string of seven complete games in-a-row, struck out 73, walked only 21 and yielded only 60 hits in 86.1 innings... was a Texas League All-Star team selection... started just two games at Louisville before joining the Cardinals at Cooperstown on August 1 where he started and won a 4-1 decision over the Baltimore Orioles (soon to be World Series Champions) in the Hall of Fame Game... then returned to Louisville but was called up four days later... drew his first major league start on August 6 when he duelled with Steve Carlton and the Phillies in a game Phi. won 1-0 in 11 innings... earned his first win on August 12 when he defeated Hou. and Nolan Ryan, 5-2... 1984 - On opening day, pitched in relief for the Cardinals and, after allowing only two hits in four innings, emerged an 11-7 victor... after winning a start against Pit. on April 14, hit the skids in a seven-game losing streak, had a one-time attack of a tender shoulder, and was 3-8 when he was optioned to Louisville to straighten things out... after a month and four days at Louisville, where he was 4-1 with a 2.13 ERA and his control problems solved, returned to St. Louis and was 6-3 in 13 starts the rest of the season... ERA in his second stint was 3.72 compared to an earlier 4.33. High point of the season was a 1-0 three-hit shutout of the Montreal Expos on September 19... 1985 - In first full big league season, as Cardinal #3 starter... was among league leaders in 5 pitching categories (wins, IP, CG, SHO and ERA)... had a string of 23 consecutive scoreless innings from 6/10 (5th inning) - 6/20 (9th inning)... teamed with Joaquin Andujar and John Tudor to give the Redbirds its largest winning trio since 1935 (D. Dean, 28 wins; P. Dean, 19; Hallahan, 15)... hurled a pair of two hitters, on 5/31 vs Cincinnati (in which Cox faced only 29 batters and had a perfect game through 7-2/3 innings before Concepcion broke it up with a single) and 9/5 vs Chicago (in which Cox walked one, struck out five and faced only 29 batters)... won 9 of first 11 decisions, and was 11-4 at All-Star Break earning consideration for all-star honors... completed 5 of 6 starts between 5/26 and 6/20, with three shutouts... equalled career high 8 strikeouts vs Montreal on 9/20... finished the season with three straight victories, including a 4-3 triumph over the Mets on Oct. 3 that all but put away the division title, giving the Cardinals a two-game edge with three to play... in post-season play, won Game No. 3 of LCS against the Dodgers after the Redbirds had lost the first two games... in the World Series, he was the starter in Games No. 2 (which the Cardinals won) and Game No.6 (which they lost after he was out of the game)... he had a 1.80 ERA in post-season.

MISC. — Graduated from Warner Robbins, Georgia, High School in 1977... played varsity baseball, football and basketball... attended Chattahoochee Valley (Alabama) J.C. and Troy State University, Troy, Alabama... majored in General Business... played baseball and was named to All-American team his senior year... prior to 1983, the last time the Cardinals played in the Hall of Fame Game (1966), they called up from minors a little-known pitcher named Steve Carlton. He was promoted to the big leagues for good, four days after he turned in a 7-5 win over the Twins on July 25, 1966... ironically, Cox's college baseball coach was Chase Riddle (formerly a Cardinals' scout) who originally helped to sign Carlton to a Cardinal contract... was the 13th European-born player to participate in a World Series game... joined George Calmers (Scotland) for Phi. in 1915 Series and Bert Blyleven (Holland) for Pit. in 1979 Series as only European-born starting pitchers in W.S. play.

COX — COMPLETE RECORD

Year	Club	W-L	ERA	G	GS	CG	SHO	SV	IP	H	R	ER	BB	SO
1981	Johnson City	9-4	2.06	13	13	10	4	0	109	80	27	25	36	87
1982	Springfield	5-3	2.56	15	13	2	0	0	84	82	46	24	29	68
1983	St. Petersburg	2-2	2.53	5	5	2	0	0	32	26	10	9	14	22
	Arkansas	8-3	2.29	11	11	7	1	0	86.1	60	31	22	24	73
	Louisville	0-0	2.45	2	2	0	0	0	11	10	3	3	0	8
	St. Louis	3-6	3.25	12	12	0	0	0	83	92	38	30	23	36
1984	Louisville	4-1	2.13	6	6	4	0	0	42.1	34	16	10	7	32
	St. Louis	9-11	4.03	29	27	1	1	0	156.1	171	81	70	54	70
1985	St. Louis	18-9	2.88	35	35	10	4	0	241	226	91	77	64	131
1986	St. Louis	12-13	2.90	32	32	8	0	0	220	189	85	71	60	108
MAJOR TOTALS		42-39	3.19	108	106	19	5	0	700.1	678	295	248	201	345

COX — MAJOR LEAGUE HITTING TOTALS

	AVG.	AB	H	HR	RBI
1986	.077	65	5	0	2
CAREER	.116	224	26	0	9

COX — LEAGUE CHAMPIONSHIP SERIES RECORD

Year	Club/Opp.	W-L	ERA	G	GS	CG	SHO	SV	IP	H	R	ER	BB	SO
1985	St.L. vs. L.A.	1-0	3.00	1	1	0	0	0	6	4	2	2	5	4

COX — WORLD SERIES RECORD

Year	Club/Opp.	W-L	ERA	G	GS	CG	SHO	SV	IP	H	R	ER	BB	SO
1985	St.L. vs. K.C.	0-0	1.29	2	2	0	0	0	14	14	2	2	4	13

COX — CAREER TRANSACTIONS

- Selected by St. Louis Cardinals' organization in 13th round of free-agent draft, June 8, 1981.
- On Arkansas disabled list, April 8 to April 21, 1983.
- On disabled list, March 30 to April 24, 1986.

COX — DETAILED PITCHING STATISTICS

	W-L	ERA	G	CG	SV	IP	ER	H	BB	SO						
Totals	12-13	2.90	32	8	0	220	71	189	60	108						
Before ASG	3-7	3.79	16	1	0	97.1	41	94	29	46						
After ASG	9-6	2.20	16	7	0	122.2	30	95	31	62						
Night	10-5	2.52	21	6	0	153.1	43	126	37	74						
Day	2-8	3.78	11	2	0	66.2	28	63	23	34						
Home	6-6	2.90	17	5	0	124.1	40	97	31	52						
Road	6-7	2.92	15	3	0	95.2	31	92	29	56						
April	0-1	12.00	1	0	0	3	4	7	0	0						
May	0-3	3.51	6	1	0	41	16	35	17	20						
June	2-1	4.22	6	0	0	32	15	34	9	16						
July	3-3	2.53	6	1	0	46.1	13	32	3	21						
August	3-3	2.09	6	3	0	43	10	32	15	24						
Sept.-Oct.	4-2	2.15	7	3	0	54.1	13	48	16	27						
											CAREER					
											W-L	SV	G	IP	ERA	ER
vs. East	7-7	3.03	18	5	0	119	40	106	32	67	25-21	0	61	393.2	3.11	136
Chi	0-2	3.27	2	0	0	11	4	11	2	8	3-5	0	10	60.1	3.88	26
Mtl	2-0	2.32	4	2	0	31	8	25	16	15	3-3	0	11	79.2	2.37	21
NY	0-3	5.40	3	0	0	15	9	20	4	9	3-6	0	10	56.1	4.31	27
Pha	2-0	3.27	3	2	0	22	8	20	2	15	6-4	0	13	85	3.39	32
Pitt	3-2	2.47	6	1	0	40	11	30	8	20	10-3	0	17	112.1	2.40	30
vs. West	5-6	2.76	14	3	0	101	31	83	28	41	17-18	0	47	306.2	3.29	112
Atl	1-1	2.45	2	1	0	14.2	4	14	7	9	2-4	0	8	38.1	6.10	26
Cin	1-2	3.48	3	1	0	20.2	8	16	8	6	4-3	0	9	69	2.22	17
Hou	1-0	2.20	2	1	0	16.1	4	10	6	10	2-3	0	9	55	4.25	26
LA	0-1	4.50	1	0	0	8	4	6	0	2	2-4	0	7	44	3.68	18
SD	1-1	1.89	3	0	0	19	4	20	4	7	3-2	0	6	41.2	1.94	9
SF	1-1	2.82	3	0	0	22.1	7	17	3	7	4-2	0	8	58.2	2.45	16

1986 HIGHS:

Most Strikeouts: 8, 7/28 at Phi.
Fewest Hits in CG: 3, 7/28 at Phi.
Longest Win Streak: 3 games, 9/14-30.
Longest Losing Streak: 4 games, 4/26-5/22.

CAREER HIGHS:

Most Strikeouts: 8, three times (last time 7/28/86 at Phi.).
Fewest Hits: 2, twice, 5/31/85 & 9/5/85.
Longest Win Streak: 5 games, 5/6-31/85.
Longest Losing Streak: 7 games, 1984.

WILLIAM (BILL) CHESTER DAWLEY (48)

Pitcher **Ht: 6-4** **Wt: 240**
Bats: Right **Throws: Right**
Age: 29 **Born: 2-6-58 at Norwich, Connecticut**

BECAME CARDINAL — On December 22, 1986 in trade with the Chicago White Sox for infielder Fred Manrique.

M.L. SERVICE — 4.000

1986 SEASON — Following spring training release by Houston Astros was invited to Chicago White Sox camp on 4/3... signed as a free-agent by White Sox on 4/14... on 6/3 vs Tex. went two perfect innings in relief, striking out five of six batters faced... pitched four perfect innings on 6/21 vs Sea. to pickup first save of season... worked three scoreless innings, striking out four to pickup save on 10/1 vs Sea... had a career high 66 strikeouts, and averaged 6.08 K/9 IP.



CAREER HIGHLIGHTS — 1976 - Selected by Cincinnati in the 7th round of June free-agent draft... was second in Pioneer League in strikeouts, third in ERA and was named to league's All-Star team... **1977** - Was third in strikeouts in Florida State League and ninth in ERA... **1978 - thru 81** - Used primarily as a starting pitcher, and consistently showed good strikeouts/walks ratio... **1982** - In American Association championship game had no-hitter for six innings and finished with two-hit shutout to wrap up championship for Reds' AAA team... led Association in innings and games started... **1983** - Traded to Houston at the end of spring training... sent out to Tucson (AAA), but was called up to Astros on 4/15 before Pacific Coast League season began... in first night in big leagues picked up a 7-6, 10-inning win over MTL... was 5-2 with seven saves and a 1.88 ERA at the All-Star break... named to All-Star team becoming only the third player in history, joining Don Newcombe (1949) and Don Schwall (1961), to start the season in the minors and make All-Star team... **1984** - Won last eight decisions with 1.89 ERA over last four months of season... had a string of ten consecutive games without an earned run from 8/13-9/11... **1985** - Was 5-1, 3.10 ERA over last 41 games... bothered during the mid-point of season by tendonitis, which forced him to go on the 15-day disabled list on 7/6.

MISC. — Graduated from Griswold High School in Jewett City, CT in 1976... pitched four high school no-hitters and was all-state... married the former Karen Hyde... the couple has two sons, William (7/3/81) and Bryan (8/27/84).

DAWLEY — COMPLETE RECORD

Year	Club	W-L	ERA	G	GS	CG	SHO	SV	IP	H	R	ER	BB	SO
1976	Billings	6-4	2.77	13	12	3	0	0	78	62	42	24	37	80
1977	Tampa	10-8	2.83	24	24	6	3	0	181	151	69	57	69	110
1978	Nashville	7-13	4.02	27	25	5	0	0	141	135	78	63	55	86
1979	Nashville	9-9	3.99	25	24	4	2	0	140	144	72	62	41	84
1980	Waterbury	2-2	2.94	7	7	1	0	0	49	43	18	16	25	33
	Indianapolis	4-6	4.56	25	8	1	1	1	77	90	46	39	31	28
1981	Indianapolis	6-8	4.94	26	23	2	0	0	133	141	77	73	69	109
1982	Indianapolis	11-7	3.82	29	*28	6	1	0	*179	196	86	76	48	106
1983	Tucson	NO RECORD — DID NOT PLAY												
	Houston	6-6	2.82	48	0	0	0	14	79.2	51	26	25	22	60
1984	Houston	11-4	1.93	60	0	0	0	5	98	82	24	21	35	47
1985	Houston	5-3	3.56	49	0	0	0	2	81	76	35	32	27	48
1986	Chicago (A.L.)	0-7	3.32	46	0	0	0	2	97.2	91	38	36	28	66
A.L. TOTALS		0-7	3.32	46	0	0	0	2	97.2	91	38	36	28	66
N.L. TOTALS		22-13	2.71	157	0	0	0	21	258.2	209	85	78	94	155
MAJOR TOTALS		22-20	2.88	203	0	0	0	23	356.1	300	123	114	122	221

*Led League

DAWLEY — MAJOR LEAGUE HITTING TOTALS

	AVG.	AB	H	HR	RBI
1986	.000	2	0	0	0
CAREER	.233	30	7	0	4

DAWLEY — ALL-STAR GAME RECORD

Year	Club	W-L	ERA	G	GS	CG	SHO	SV	IP	H	R	ER	BB	SO
1983	National	0-0	0.00	1	0	0	0	0	1.1	1	0	0	0	1

DAWLEY — CAREER TRANSACTIONS

- Selected by Cincinnati Reds' organization in 7th round of free-agent draft, June 8, 1976.
- On temporary inactive list, May 21 to May 31, 1979.
- Appeared in one game as an outfielder with no chances.
- Traded with outfielder Anthony Walker to Houston Astros' organization for catcher Alan Knicely, March 31, 1983.
- On disabled list, July 6 to July 24, 1985.
- Released by Astros in April, 1986; signed by Chicago White Sox on April 14, 1986.
- Traded to St. Louis Cardinals for infielder Fred Manrique, December 22, 1986.

DAWLEY — DETAILED PITCHING STATISTICS

	W-L	ERA	G	CG	SV	IP	ER	H	BB	SO
Totals	0-7	3.32	46	0	2	97.2	36	91	28	66
Before ASG	0-4	2.83	27	0	1	47.2	15	45	15	33
After ASG	0-3	3.78	19	0	1	50	21	46	13	33
Night	0-6	2.53	32	0	1	67.2	19	60	15	46
Day	0-1	5.10	14	0	1	30	17	31	13	20
Home	0-4	2.96	24	0	2	48.2	16	38	13	40
Road	0-3	3.67	22	0	0	49	20	53	15	26
April	0-0	1.93	5	0	0	9.1	2	8	4	6
May	0-3	3.00	10	0	0	18	6	17	5	6
June	0-1	2.76	9	0	1	16.1	5	13	3	16
July	0-0	5.71	7	0	0	17.1	11	23	8	10
August	0-1	2.70	8	0	0	20	6	14	5	10
Sept.-Oct.	0-2	3.24	7	0	1	16.2	6	16	3	18

1986 HIGHS:

Most Strikeouts: 5, 6/3 vs Tex.
 Longest Relief Appearance: 5 IP, 5/7 vs NY & 8/6 at BOS.

CAREER HIGHS:

Most Strikeouts: 5, 6/3 vs Tex.
 Longest Win Streak: 8, 6/15-9/28, 1984.

Longest Losing Streak: 0-7, in 1986.

Longest Relief Appearance: 5 IP, 5/7/86 vs NY (A) & 8/6/86 at BOS.

	W-L	SV	G	IP	ERA	ER	CAREER					
							W-L	SV	G	IP	ERA	ER
vs. East	—	—	—	—	—	—	12-6	12	71	108.2	2.40	29
Chi	—	—	—	—	—	—	4-2	2	14	21	3.86	9
Mtl	—	—	—	—	—	—	1-0	4	12	21	3.00	7
NY	—	—	—	—	—	—	1-1	1	11	17	2.12	4
Pha	—	—	—	—	—	—	1-2	1	11	17	2.65	5
Pitt	—	—	—	—	—	—	4-0	2	12	16	0.00	0
StL	—	—	—	—	—	—	1-1	2	11	16.2	2.16	4
vs. West	—	—	—	—	—	—	10-7	9	86	150	2.94	49
Atl	—	—	—	—	—	—	2-1	1	20	33	1.91	7
Cin	—	—	—	—	—	—	2-2	2	20	37	2.43	10
LA	—	—	—	—	—	—	2-2	0	14	21	3.86	9
SD	—	—	—	—	—	—	1-1	2	16	28.2	5.34	17
SF	—	—	—	—	—	—	3-1	4	16	30.1	1.78	6

KENNETH (KEN) GRANT DAYLEY II (46)

Pitcher Ht: 6-0 Wt: 180
 Bats: Left Throws: Left
 Age: 28 Born: 2-25-59 at Jerome, Idaho



BECAME CARDINAL — June 15, 1984 along with infielder Mike Jorgensen in a trade with Atlanta for Ken Oberkfell.

M.L. SERVICE — 3.094

1986 SEASON — Got off to rough start, allowing a run or more in 8 of first 11 appearances (13 ER in 17 IP, 6.88 ERA) . . . completely turned it around from 5/21 till he went on the disabled list 7/13. . . was unscored on in 17 of 20 appearances (1 ER in 21.2 IP, 0.42 ERA) . . . included in that span was a stretch of 18.2 IP without an earned run allowed. . . recorded seven strikeouts in four innings of relief 4/19 at MTL, high for a Cardinals relief pitcher in '86. . . appeared as a pinch-hitter 5/16 at ATL (popped out) . . . allowed only one home run over season (5/1 vs LA, Marshall), and over last two seasons has yielded only three in 104 IP (1 every 34.2 IP) . . . averaged 7.68 strikeouts per 9 IP. . . had at least one strikeout in 18 of 31 appearances. . . was placed on disabled list on 7/16 retroactive to 7/13 with continuing elbow stiffness. . . missed the remainder of season and underwent surgery in October by Dr. Frank Jobe to repair damaged ligament on the inside of his left elbow and to transfer nerves nearby.

CAREER HIGHLIGHTS — **1980** - Selected by Atlanta in the first round (3rd player selected) of the June free-agent draft and signed by Braves' scouts Bill Wright and Charlie Silvera. . . went directly to double-A where he fashioned an 8-3 record with a 2.57 ERA and 104 strikeouts in 105 innings. . . **1981** - Led International League in games started, innings pitched, strikeouts and tied for league lead in wins. . . **1982** - Opened the season at AAA, but was promoted to major leagues in early May. . . first M.L. appearance came in start vs St. L. on 5/13. . . gave up 5 hits and 4 runs in 1.1 innings. . . gained first M.L. win 5/19 vs MTL going 6.2 innings and allowing only 3 hits and 1 run. . . with a 4-6 mark was returned to AAA early in Aug., but was recalled on 9/1 working 5 games in relief the remainder of the year. . . **1983** - Open-

ed season at AAA winning first five decisions to give him nine straight at Richmond, dating back to '82 season... promoted to ATL, where he spent the remainder of year, was inconsistent while splitting time between starting and relieving... **1984** - Started the year at Atlanta, but after acquiring an 0-3 record in four starts, was sent to Richmond... there, was impressive with a 5-1 mark in 9 appearances and an ERA of 4.04. Traded to the Cardinals, he couldn't seem to get on the right track, and after 3 appearances (2 starts) he had added two more defeats and no victories... optioned to Louisville, he had a 4-6 record and 3.27 ERA in 13 starts, with 3 complete games. On the plus side, he walked only 22 and struck out 79 in 96.1 innings with the American Association champions. Ken did not join the Cardinals in Sept. after Louisville season ended because rest was prescribed for an abdominal muscle spasm from which he was suffering... **1985** - He got off to a remarkable start, allowing only 1 run, 15 hits and striking out 15 in his first 13 appearances, covering 18.2 innings... over 8 appearances from 4/26-5/22 worked 12.2 scoreless innings... recorded first major league save on 5/9 at LA in 5-4 St. Louis win... struck out 5 of 10 batters at NY on 6/7... struck out the side in one scoreless inning of relief at LA on 7/18... from June 21 to July 26, he pitched 11 innings (11 games) in which he was unscored on and allowed only 4 hits and fanned 13... went six appearances (5.2 IP) without allowing a run from 8/10-18 and picked up saves 8 and 9... notched save #10 on 8/22 at HOU to give the Cardinals two hurlers with double figure saves for the first time since 1975... led the club in appearances and strikeouts per innings pitched (averaged .9 K's per IP)... his 11 saves were second on the club to Jeff Lahti's 19... in post-season play, was near-perfect... he allowed only 3 hits and walked 4 in 12 innings, striking out 8 as he appeared in 9 of the 13 games... had two saves against the Dodgers in the League Championship Series... was the only pitcher in the World Series who appeared in two or more games that was not scored on.

MISC. — Graduated from the Dalles (OR) High School in 1977... while there, lettered in baseball, basketball and football... attended the University of Portland, majoring in marketing... played both baseball and basketball in college... was named to Sporting News All-American team in 1980... played amateur baseball in Little League, Babe Ruth and American Legion programs... married the former Mary (Jill) Pilakowski 11/22/80... the couple has three children, Sara Jill (5), Ashley Nichole (3) and Kenneth Grant III (11/10/86)... had a record of 35-15; .700 at Richmond over all or part of four seasons for the best record in that club's history.

DAYLEY — COMPLETE RECORD

Year	Club	W-L	ERA	G	GS	CG	SHO	SV	IP	H	R	ER	BB	SO
1980	Savannah	8-3	2.57	16	16	3	0	0	105	86	38	30	54	104
1981	Richmond	13-8	3.33	31	31	4	1	0	200	180	82	74	117	162
1982	Richmond	8-3	3.11	13	13	6	0	0	98	89	43	34	47	79
	Atlanta	5-6	4.54	20	11	0	0	0	71.1	79	39	36	25	34
1983	Richmond	9-3	3.28	14	14	4	1	0	91	79	39	33	49	74
	Atlanta	5-8	4.30	24	16	0	0	0	104.2	100	59	50	39	70
1984	Richmond	5-1	4.04	9	9	2	1	0	62.1	66	31	28	24	45
	Louisville	4-6	3.27	13	13	3	0	0	96.1	86	42	35	22	79
	Atl-St.L.	0-5	7.99	7	6	0	0	0	23.2	44	28	21	11	10
	w/St. Louis	0-2	18.00	3	2	0	0	0	5	16	10	10	5	0
1985	St. Louis	4-4	2.76	57	0	0	0	11	65.1	65	24	20	18	62
1986	St. Louis	0-3	3.26	31	0	0	0	5	38.2	42	19	14	11	33
MAJOR TOTALS		14-26	4.18	139	33	0	0	16	303.2	330	169	141	104	209

DAYLEY — MAJOR LEAGUE HITTING TOTALS

	AVG.	AB	H	HR	RBI
1986	.200	5	1	0	0
CAREER	.258	66	17	0	2

DAYLEY — LEAGUE CHAMPIONSHIP SERIES RECORD

Year	Club/Opp.	W-L	ERA	G	GS	CG	SHO	SV	IP	H	R	ER	BB	SO
1985	St.L. vs. L.A.	0-0	0.00	5	0	0	0	2	6	2	0	0	1	3

DAYLEY — WORLD SERIES RECORD

Year	Club/Opp.	W-L	ERA	G	GS	CG	SHO	SV	IP	H	R	ER	BB	SO
1985	St.L. vs. K.C.	1-0	0.00	4	0	0	0	0	6	1	0	0	3	5

DAYLEY — CAREER TRANSACTIONS

- Selected by Atlanta Braves' organization in 1st round (third player selected) of free-agent draft, June 3, 1980.
- Traded with first baseman Mike Jorgensen to St. Louis Cardinals for third baseman Ken Oberkfell, June 15, 1984.
- On disabled list, July 13 to October 8, 1986.

DAYLEY — DETAILED PITCHING STATISTICS

	W-L	ERA	G	CG	SV	IP	ER	H	BB	SO
Totals	0-3	3.26	31	0	5	38.2	14	42	11	33
Before ASG	0-3	3.26	31	0	5	38.2	14	42	11	33
After ASG	ON DISABLED LIST									
Night	0-3	3.12	22	0	4	26	9	32	5	23
Day	0-0	3.55	9	0	1	12.2	5	10	6	10
Home	0-3	2.70	18	0	3	20	6	23	4	17
Road	0-0	3.86	13	0	2	18.2	8	19	7	16
April	0-0	6.10	6	0	0	10.1	7	11	2	11
May	0-3	5.23	8	0	2	10.1	6	15	2	15
June	0-0	0.00	11	0	2	10.1	0	11	6	11
July	0-0	1.17	6	0	1	7.2	1	5	1	6
August	ON DISABLED LIST									
Sept.-Oct.	ON DISABLED LIST									

	W-L	SV	G	IP	ERA	ER										
vs. East	0-0	2.08	18	0	2	21.2	5	19	9	24	6-16	6	71	142.1	4.11	65
Chi	0-0	0.00	3	0	0	1.1	0	2	2	0	2-2	0	9	15.1	4.70	8
Mtl	0-0	3.68	4	0	0	7.1	3	7	3	10	2-4	0	17	36.1	3.96	16
NY	0-0	2.84	5	0	0	6.1	2	2	2	6	2-5	1	20	36.2	4.42	18
Pha	0-0	0.00	3	0	1	3	0	4	1	1	0-1	1	7	16	4.50	8
Pitt	0-0	0.00	3	0	1	3.2	0	4	1	7	0-3	4	14	28.2	2.83	9
StL	—	—	—	—	—	—	—	—	—	—	0-1	0	4	9.1	5.79	6
vs. West	0-3	4.76	13	0	3	17	9	23	2	9	8-10	10	68	161.1	4.24	76
Atl	0-0	—	1	0	0	0	0	1	0	0	0-0	1	4	2.1	3.86	1
Cin	0-0	0.00	1	0	1	3	0	1	0	1	2-3	2	14	41.1	5.23	24
Hou	0-1	0.00	1	0	0	.2	0	2	0	0	1-2	3	11	29	3.10	10
LA	0-1	13.50	3	0	0	4	6	12	0	1	0-1	1	11	17	6.35	12
SD	0-1	2.08	3	0	0	4.1	1	3	2	4	3-3	1	16	33.2	4.28	16
SF	0-0	3.60	4	0	2	5	2	4	0	3	2-1	2	12	38	3.08	13

1986 HIGHS:
Most Strikeouts: 7, 4/19 at Mtl. **Longest Scoreless Streak:** 14.1 IP, 6/5-7/5. **Longest Relief Appearance:** 4 IP - 4/19 at Mtl.

CAREER HIGHS:
Most Strikeouts: 9 - 6/24/83. **Most Strikeouts in Relief:** 7, 4/19/86 at Mtl. **Longest Scoreless Streak:** 14.1 IP, 6/5-7/5/86. **Longest Relief Appearance:** 4 IP, twice, 6/3/85 vs. Hst. & 4/19/86 at Mtl. **Longest Win Streak:** 3 games, 6/22-7/25/85. **Longest Losing Streak:** 5 games, 1984.

JEFFREY (JEFF) JOSEPH FASSERO (52)

Pitcher **Ht: 6-1** **Wt: 180**
Bats: Left **Throws: Left**
Age: 24 **Born: 1-5-63 at Springfield, Illinois**



BECAME CARDINAL — Selected in 22nd round of June, 1984, free-agent draft and signed by Jim Belz.

M.L. SERVICE — 0.000

1986 SEASON — Led St. Petersburg (A) to Florida State League Championship as "ace" of the pitching staff paced loop in IP (176), tied for lead GS (26), tied for third wins (13), fourth ERA (2.45) and fourth strikeouts (112) . . . pitched three-hitter 6/18 vs Miami . . . selected for F.S.L. All-Star Game . . . named to Howe News Bureau post season All-Star Team . . . tied for league lead in total chances (46) . . . was 2-0 in two playoff starts with 1.29 ERA (2 ER in 14 IP).

CAREER HIGHLIGHTS — **1984** - Selected by St. Louis in 22nd round of the June draft and signed by Jim Belz . . . tied for club lead in wins (4) at Johnson City . . . averaged 7.96 SO per 9 IP . . . **1985** - Split season between relief (14 appearances) and starting (15 starts).

MISC. — Graduated from Griffin H.S. (Springfield, IL) in 1981. . . lettered in baseball and football . . . pitched two years at Lincoln Land Community College . . . majored in sports management and pitched in 1984 for University of Mississippi . . . played

amateur baseball in Khoury, Pony, Mickey Mantle, Connie Mack and Thoroughbred Programs... played in Central, IL Collegiate League... enjoys golf, fishing, hunting and tennis.

FASSERO — COMPLETE RECORD

Year	Club	W-L	ERA	G	GS	CG	SHO	SV	IP	H	R	ER	BB	SO
1984	Johnson City	4-7	4.59	13	11	2	0	1	66.2	50	24	14	27	51
1985	Springfield	4-8	4.01	29	15	1	0	1	119	125	78	53	45	65
1986	St. Petersburg	13-7	2.45	26	26	6	1	0	176	156	63	48	56	112

MICHAEL (MIKE) PATRICK FITZGERALD (57)

First Baseman Ht: 6-1 Wt: 200
 Bats: Right Throws: Right
 Age: 22 (Turns 23 on March 28)
 Born: 3-28-64 at Savannah, Georgia



BECAME CARDINAL — Selected 1st round secondary phase (21st player overall) by Cardinals in June, 1984 free-agent draft.

M.L. SERVICE — 0.000

1986 SEASON — Helped lead Springfield (A) to best regular season record in Midwest League... split time between 1B (76 games), C (35) and Designated Hitter... went 3-for-3 with two doubles, a homer and three RBI on 5/26 vs Kenosha... had a 12-game hitting streak from 5/19-30 (21-for-49; .429)... registered finest offensive performance of career on 6/9 vs Burlington with 4-for-5, two doubles, a grand slam and seven RBI... hit second grand slam of season, 8/17 vs Beloit... had two homer games twice, 6/19 vs Wausau and 7/24 vs Peoria... led League in GW-RBI (17) and SF (10)... was 8th in loop batting (.297), 4th in hits (148) and 4th in total bases (243)... selected for Midwest League All-Star Game and named to Howe News Bureau post-season All-Star Team as Designated Hitter.

CAREER HIGHLIGHTS — **1984** - Drafted by St. Louis in first round of secondary phase of June draft and signed by Cardinals' scout Vern Benson... led Appalachian League in batting (.345) and loop's catchers in double plays turned (4)... was named to league post-season All-Star Team... **1985** - 37 of 105 (35%) hits went for extra bases... following regular season played for Cardinals' entry in Florida Winter Instructional League and in 28 games had a batting average of .329.

MISC. — Graduated from Benedictine Military High School, Savannah, GA in 1982... played baseball (All-State, MVP) and football (All-State, MVP)... attended Middle Georgia J.C., 1983-84... was drafted by Cleveland Indians in tenth round of 1984 January free-agent draft, but elected to stay in school... enjoys weight lifting, fishing and jogging.

FITZGERALD — COMPLETE RECORD

Year	Club	AVG.	G	AB	R	H	2B	3B	HR	RBI	BB	SO	SB
1984	Johnson City	*.345	51	171	31	59	11	0	7	31	18	25	2
1985	Springfield	.254	113	413	58	105	21	0	16	62	32	64	1
1986	Springfield	.297	126	498	74	148	30	4	19	93	19	90	1

*Led League

CURTIS (CURT) GLENN FORD (27)

Outfielder **Ht: 5-10** **Wt: 150**
Bats: Left **Throws: Right**
Age: 26 **Born: 10-11-60 at Jackson, Mississippi**



BECAME CARDINAL — Selected in third round of regular phase of June, 1981, free-agent draft.

M.L. SERVICE — 0.163

1986 SEASON — Opened the season as Louisville's regular leftfielder . . . had 10-game AAA hitting streak from 4/24-5/4 (15-for-42; .357) . . . was 24 of 31 (77%) in steal attempts at Louisville . . . was recalled to St. Louis on 6/12 . . . on 6/20 at PHI led off game with first M.L. homer of Charles Hudson . . . went on to have first career three-hit game and scored three runs that night . . . had two doubles, drove in two runs and scored two runs in 8-7 loss vs PHI on 6/29 . . . hit in six straight games (7-for-18; .389) from 6/23-29 . . . got pinch-hit bases loaded walk in 13th inning on 9/15 to beat Mets 1-0 . . . made 21 starts in leftfield and 27 in right . . . tied for club high in pinch-hit RBI (7) . . . six of his 29 RBI (21%) were game winners . . . was successful on 13 of 18 (72%) of steal attempts.

CAREER HIGHLIGHTS — **1981** - Selected by St. Louis in the fourth round of the June draft and signed by Hal Smith . . . named to the Appalachian League All-Star team as second baseman . . . **1982** - Was converted from a second baseman to an outfielder . . . **1983** - Led Midwest League in total bases (236) and RBI (91) . . . outstanding season earned Curt League All-Star and MVP honor and a spot on the Topps Class A All-Star team . . . **1984** - Posted a career high .324 average including a 18-game hitting streak at Arkansas . . . selected as one of the outfielders on league all-star team . . . Topps Texas League Player of the Month of July . . . after late season promotion to AAA helped Louisville to American Association title hitting .450 (9-for-20) in playoffs . . . **1985** - Opened the season for the first time at the AAA level . . . was hitting .278 with 5 HR, 24 RBI and 19 SB when he was called up to the major leagues on 6/18 to replace Terry Pendleton who had been placed on the D.L. . . . made big league debut on 6/22 vs CHI and Lee Smith with a 10th inning pinch-hit single to right field that scored Ozzie Smith from second and gave the Cardinals a 2-1 victory that pushed the Redbirds into sole possession of first place for the first time in '85 . . . was 2-for-5; .400 when he was optioned to Louisville 6/30 as Pendleton returned from the D.L. . . . completed AAA season at Lou. leading American Assoc. in stolen bases (45) and finished second in both at-bats (475) and runs scored (73) . . . recalled to St. Louis on 9/3, Ford appeared in 8 games the remainder of the season (6 as a pinch-hitter, 1 defensive replacement, 1 start) . . . in start 10/6 vs CHI went 2-for-4 to raise average to an even .500, 6-for-12 . . . at AAA played 115 games in the outfield (primarily left) and 14 games at third base.

MISC. — Graduated from Murrah (Jackson, MS) High School in 1978 where he played baseball and was selected All-District, All-State, MVP and All-Metro . . . attended Jackson State University, majoring in Recreation Administration . . . played amateur baseball in Little League, American Legion and Babe Ruth programs . . . was teammate of Boston pitcher, Oil Can Boyd at Jackson State.

FORD — COMPLETE RECORD

Year	Club	AVG.	G	AB	R	H	2B	3B	HR	RBI	BB	SO	SB
1981	Johnson City	.298	63	218	36	65	11	2	5	38	19	16	6
1982	St. Petersburg	.275	133	447	59	123	18	8	1	49	60	46	18
1983	Springfield	.290	126	465	80	135	27	7	20	*91	71	62	28
1984	Arkansas	.324	118	442	62	143	23	1	10	78	52	52	25
	Louisville	.263	13	38	5	10	2	0	0	1	4	9	5
1985	Louisville	.255	127	475	73	121	20	6	7	45	56	48	45
	St. Louis	.500	11	12	2	6	2	0	0	3	4	1	1
1986	Louisville	.295	53	200	47	59	9	2	4	31	28	18	24
	St. Louis	.248	85	214	30	53	15	2	2	29	23	29	13
MAJOR TOTALS		.261	96	226	32	59	17	2	2	32	27	30	14

*Led League

GW-RBI — 1985-1; 1986-6. Total: 7.

FORD — CAREER TRANSACTIONS

— Selected by St. Louis Cardinals' organization in 4th round of free-agent draft, June 8, 1981.

FORD — CAREER PINCH-HITTING

Year	AB	H	HR	RBI	AVG.
1985	4	2	0	1	.500
1986	25	5	0	7	.200
TOTALS	29	7	0	8	.241

FORD — CAREER FIELDING

Year	G	PO	A	E	TC	DP	PCT.
1985	4	3	0	1	4	0	.750
1986	64	109	7	3	119	3	.975
TOTALS	68	112	7	4	123	3	.967

FORD — DETAILED HITTING STATISTICS

	AVG.	G	AB	H	HR	RBI
Totals	.248	85	214	53	2	29
vs. LHP	.207	—	29	6	0	4
vs. RHP	.254	—	185	47	2	25
Before ASG	.268	29	82	22	1	6
After ASG	.235	56	132	31	1	23
Night	.277	59	155	43	2	23
Day	.169	26	59	10	0	6
Home	.277	38	94	26	0	18
Road	.225	47	120	27	2	11
Turf	.283	66	166	47	2	26
Grass	.125	19	48	6	0	3
June	.286	17	49	14	1	3
July	.281	23	64	18	0	11
August	.205	25	78	16	1	12
Sept.-Oct.	.217	20	23	5	0	3
vs. East	.257	54	136	35	2	16
Chi	.111	8	9	1	0	0
Mtl	.214	7	14	3	1	2
NY	.190	9	21	4	0	3
Pha	.415	15	41	17	1	9
Pitt	.196	15	51	10	0	2
vs. West	.231	31	78	18	0	13
Atl	.000	3	7	0	0	1
Cin	.250	3	8	2	0	0
Hou	.417	6	12	5	0	4
LA	.125	7	16	2	0	2
SD	.318	6	22	7	0	3
SF	.154	6	13	2	0	3

1986 HIGHS:

Most Hits: 3, two times.
 Most Runs: 3, 6/20 at Phi.
 Most RBI: 3, 7/21 vs. SF.
 Longest Hit Streak: 6 games,
 6/23-29.

CAREER HIGHS:

Most Hits: 3, two times.
 Most Runs: 3, 6/20 at Phi.
 Most RBI: 3, 7/21 vs. SF.
 Longest Hit Streak: 6 games,
 6/23-29.

	AVG.	CAREER AB	H	HR	RBI
vs. East	.277	148	41	2	19
Chi	.286	14	4	0	2
Mtl	.267	15	4	1	3
NY	.231	26	6	0	3
Pha	.405	42	17	1	9
Pitt	.196	51	10	0	2
vs. West	.231	78	18	0	13
Atl	.000	7	0	0	1
Cin	.250	8	2	0	0
Hou	.417	12	5	0	4
LA	.125	16	2	0	2
SD	.318	22	7	0	3
SF	.154	13	2	0	3

ROBERT (BOB) HERBERT FORSCH (31)

Pitcher Ht: 6-3 Wt: 215

Bats: Right Throws: Right

Age: 37 Born: 1-13-50 at Sacramento, California

BECAME CARDINAL — Selected 38th in the June 1968, free agent draft.

M.L. SERVICE — 12.099

1986 SEASON — Had one of his finest seasons of a long and successful career with the Cardinals...notched career win #135 at PHI on 6/20 to move ahead of Dizzy Dean (134) into fifth place on the Cardinals all-time win list...made his 377th appearance of career with start on 7/12 at SD moving ahead of Bill Doak (376) into fifth place on the Cardinals all-time games pitched list...had a six-game winning streak from 7/12-8/10, the longest on the club in '86 and a career best...on 9/17 at PHI



struckout the 939th batter of his career to move ahead of Doak (938) into fifth place on St. Louis all-time strikeout list. . . led club in games started, innings and wins . . . with 14 wins Bob reached double figures in wins for the ninth time in his career . . . in eight of his ten losses the Redbird's were held to two or less runs . . . averaged 7.0 IP per start and 2.66 walks/4.07 strikeouts per 9 IP . . . was 12th in National League ERA . . . was flawless in 49 fielding chances for a 1.000 fielding pct. . . often helped his own cause offensively . . . had grand slam 8/10 vs PIT off Mike Bielecki to pace Cards to 5-4 win (7th St.L. pitcher to hit slam) and a 3-run homer 9/12 vs Floyd Youmans of Montreal. . . his ten career HR are second highest ever by Cardinals pitcher (Gibson, 24) and third highest among active pitchers (Carlton, 13; Seaver, 12) . . . led all N.L. pitchers with 12 RBI in '86.

CAREER HIGHLIGHTS — 1968 Selected by St. Louis in 38th round of June free-agent draft and signed by Cardinals' scout Bill Sayles . . . started pro career as a third baseman and was named to Gulf Coast All-Star team. . . **1969** - Played third, second and the outfield, but hit only .203 in the Northwestern League and .235 in California League . . . **1970** - Was converted into a pitcher . . . **1971** - Recorded an 11-7 record with a 3.13 ERA in first full season as a pitcher . . . **1972** - Pitched seven inning 4-0 no-hitter against Memphis on 5/13. . . led Texas League in hit batsmen with 10. . . **1973** - Pitched 5-0 no-hitter against Denver on 5/25 . . . after going 12-12 in AAA season was called up in Sept., but did not appear in any games. . . **1974** - Opened the season at AAA, but after 15 games was called up to big leagues where he made his debut 7/7 (2nd game), losing 2-1 at Cin. . . 7/12 started against ATL, shutting out Braves 10-0 on four hits for first M.L. win. . . **1975** - Was the top Cardinal starter in winning pct. and ERA. . . **1976** - Had no decisions in first five starts, and just one in first ten. . . **1977** - Fought off leg and back injuries to become the Cardinals' first 20-game winner since 1971. . . won five straight games during one stretch and had a 1.70 ERA during the streak. . . **1978** - A bad year for Bob as he lost nine in a row at one stretch, even though he started the season with a bang by throwing a 5-0 no-hit game vs PHI April 16, at home. . . **1979** - Recorded an 11-11 mark in 1979 but had an outstanding second half of the season, winning 7 of his last 8 decisions and allowing only 1 home run in his last 61.2 innings. . . member of the National League All-Star team which toured Japan in off-season. . . **1980** - Finished with 11 wins (for the third straight season) and lost fewer games than either of his previous two seasons. Missed starts because of physical problems including a spiked heel, blisters and a tender shoulder. . . named to the Sporting News National League Silver Bat team. . . **1981** - Ironically, was the starting pitcher on both "opening days" of the 1981 season for the Cards; losing the first "opener" to PHI on April 11, and winning the second-half "opener" against the same team on August 10. . . his fielding percentage was a perfect 1.000 in 34 chances. . . **1981** - His 3.19 ERA was personal best since first full season in 1975. . . **1982** - Tied Joaquin Andujar for the team lead in wins with 15. . . victory total exceeded his output for each of the past four years and placed the year second only to his 20-game year in 1977. . . reached the 100-victory plateau on June 4, in a complete game, 5-2 win over the Dodgers at home. . . in a strange turn of events on 5/15 at ATL recorded the first save of his career when he became the eighth Cardinal pitcher to appear in the game and preserved a 7-6 victory for Bruce Sutter. . . pitched his best game of the season on October 7, when he shut out the Braves in the opening game of the National League Championship series. . . struck out six and gave up only 3 hits in the 7-0 Cardinal win. It was only the third shutout in LCS history. . . **1983** - Season was almost all peaks and valleys. . . fashioned his second career no-hitter but also was knocked out of the starting rotation for the first time in his career. . . didn't pitch at all for a 10-day period between his start on August 14 and his relief appearance on August 24. . . did not start again until September 5, marking the first time in his career he had been assigned to the bullpen for an extended period of time. . . no-hitter was recorded on September 26, against Montreal with only 2 batters reaching base - one on an error and another when hit by a pitch. . . **1984** - Was a year of pain for Bob Forsch. Troubled by back pains from the beginning, it turned into a lost year for the veteran of the Redbird staff. . . he had spurts of excellence, but frequently had to leave games early because of back pain. Finally, on June 25, with his record at 1-4 in ten appearances and when less drastic treatment had failed, he underwent surgery to relieve pressure on a decompressed nerve in lower left back. At that time, doctors said he was out for the season, but were optimistic about future years. However, Forsch applied himself to the rehabilitation program, and was restored to the active list on September 3. He appeared in six games (two starts) before the season ended, and reported freedom from pain. His final month record was 1-1, having scored a victory in relief against Pittsburgh with one inning of relief on September 6. . . **1985** - Served as the Cardinals' swing man in 1985, splitting time between a starter's role and bullpen work. . . came on in relief with the bases loaded and two outs in first inning on 5/22 vs ATL worked the next six innings allowing only one unearned run. St. Louis rallied to win game, 5-3, behind Forsch's home run, the eighth of career. . . retired Keith Moreland on foul pop fly down right field line to save 11-10 St. Louis win at Chicago on 6/14. . . was 5-1 in his last nine starts of the

season (of which the Cardinals won 8), including three big victories down the stretch in September, including 9-3 victory over the Cubs on 9/13, and a 3-hit shutout, 7-0, over the Phillies on 9/18...his 4-2 victory over the Cubs on 10/4 clinched a tie for the Eastern Division title for the Redbirds...started Game #5 of the L.C.S. and got starting call in Game #5 of W.S., also appeared in relief role in Game #7.

MISC. — Graduated from Hiram W. Johnson High School in Sacramento where he played two years of varsity basketball and was named MVP his senior year. In baseball he was All-City as well as MVP that year. He attended Sacramento City College... he and his wife, the former Mollie Kneen, have two daughters, Amy Lynn (1/23/76) and Kristin Rae (11/18/78)...the highlight of his career, according to Forsch, was the first time he wore a major league uniform on September 2, 1973 in New York's Shea Stadium... he and his brother Ken are first brother combination in baseball history to pitch no-hitters...enjoys bass fishing and quail and pheasant hunting...needs two strikeouts and three wins to move into fourth place in both categories on Cardinals' all-time pitching lists... senior current Cardinal, in terms of service, with 13 seasons in Redbirds' uniform.

FORSCH — COMPLETE RECORD

Year	Club	W-L	ERA	G	GS	CG	SHO	SV	IP	H	R	ER	BB	SO
1970	Cedar Rapids	0-0	12.00	1	0	0	0	0	3	6	4	4	2	1
	Lewiston	2-3	4.18	7	5	0	0	0	28	32	22	13	17	15
1971	Cedar Rapids	11-7	3.13	23	23	7	3	0	158	140	74	55	41	134
1972	Arkansas	8-10	4.35	24	24	7	2	0	153	158	85	74	47	109
1973	Tulsa	12-12	4.39	27	27	9	2	0	166	169	91	81	66	124
1974	Tulsa	8-5	3.67	15	14	7	0	0	103	95	49	42	33	71
	St. Louis	7-4	2.97	19	14	5	2	0	100	84	38	33	34	39
1975	St. Louis	15-10	2.86	34	34	7	4	0	230	213	89	73	70	108
1976	St. Louis	8-10	3.94	33	32	2	0	0	194	209	112	85	71	76
1977	St. Louis	20-7	3.48	35	35	8	2	0	217	210	97	84	69	95
1978	St. Louis	11-17	3.69	34	34	7	3	0	234	205	110	96	97	114
1979	St. Louis	11-11	3.82	33	32	7	1	0	219	215	102	93	52	92
1980	St. Louis	11-10	3.77	31	31	8	0	0	215	225	102	90	33	87
1981	St. Louis	10-5	3.19	20	20	1	0	0	124.1	106	47	44	29	41
1982	St. Louis	15-9	3.48	36	34	6	2	1	233	238	95	90	54	69
1983	St. Louis	10-12	4.28	34	30	6	2	0	187	190	104	89	54	56
1984	St. Louis	2-5	6.02	16	11	1	0	0	52.1	64	38	35	19	21
1985	St. Louis	9-6	3.90	34	19	3	1	2	136	132	63	59	47	48
1986	St. Louis	14-10	3.25	33	33	3	0	0	230	211	91	83	68	104
MAJOR TOTALS		143-116	3.62	392	359	64	17	3	2371.2	2302	1088	954	697	950

FORSCH — MAJOR LEAGUE HITTING TOTALS

	AVG.	AB	H	HR	RBI
1986	.171	76	13	2	12
CAREER	.206	780	161	10	69

Most recent home run: 9/12/86 vs. Mtl. (Youmans).

FORSCH — LEAGUE CHAMPIONSHIP SERIES RECORD

Year	Club/Opp.	W-L	ERA	G	GS	CG	SHO	SV	IP	H	R	ER	BB	SO
1982	St.L. vs. Atl.	1-0	0.00	1	1	1	0	0	9.0	3	0	0	0	6
1985	St.L. vs. L.A.	0-0	5.40	1	1	0	0	0	3.1	3	2	2	2	0
L.C.S. TOTALS		1-0	1.46	2	2	1	0	0	12.1	6	2	2	2	6

FORSCH — WORLD SERIES RECORD

Year	Club/Opp.	W-L	ERA	G	GS	CG	SHO	SV	IP	H	R	ER	BB	SO
1982	St.L. vs. Mil.	0-2	4.97	2	2	0	0	0	12.2	18	10	7	3	4
1985	St.L. vs. K.C.	0-1	12.00	2	1	0	0	0	3	6	4	4	1	3
W.S. TOTALS		0-3	6.32	4	3	0	0	0	15.2	24	14	11	4	7

FORSCH — DETAILED PITCHING STATISTICS

	W-L	ERA	G	CG	SV	IP	ER	H	BB	SO
Totals	14-10	3.25	33	3	0	230	83	211	68	104
Before ASG	7-6	2.51	18	2	0	125.2	35	112	47	63
After ASG	7-4	4.14	15	1	0	104.1	48	99	21	41
Night	9-10	3.25	24	1	0	166	60	168	47	76
Day	5-0	3.23	9	2	0	64	23	43	21	28
Home	8-4	2.66	17	1	0	125	37	107	28	49
Road	6-6	3.94	16	2	0	105	46	104	40	55
April	1-1	2.60	4	0	0	27.2	8	25	9	19
May	3-2	2.95	6	1	0	39.2	13	36	19	18
June	2-1	1.79	5	1	0	40.1	8	27	14	22
July	4-2	2.82	6	0	0	38.1	12	45	7	10
August	3-2	3.23	6	1	0	47.1	17	38	9	20
Sept.-Oct.	1-2	6.14	6	0	0	36.2	25	40	10	25
vs. East	7-4	3.47	18	1	0	129.2	50	113	37	62
Chi	1-1	3.21	4	0	0	28	10	24	8	16
Mil	1-1	3.10	4	0	0	29	10	22	8	15
NY	0-2	3.86	4	0	0	25.2	11	31	7	10
Pha	4-0	3.40	5	1	0	39.2	15	32	12	18
Pitt	1-0	4.91	1	0	0	7.1	4	4	2	3
vs. West	7-6	2.96	15	2	0	100.1	33	98	31	42
Atl	0-2	3.95	2	0	0	13.2	6	13	5	7
Cin	3-1	2.61	4	2	0	31	9	29	9	11
Hou	0-1	11.57	2	0	0	7	9	13	4	2
LA	2-1	0.87	3	0	0	20.2	2	18	7	11
SD	2-0	2.77	2	0	0	13	4	14	2	1
SF	0-1	1.80	2	0	0	15	3	11	4	10

1986 HIGHS:
Most Strikeouts: 8, 4/29 at SF.
Fewest Hits in CG: 4, 5/31 at Cin.
Longest Win Streak: 6 games, 7/12-8/10
Longest Losing Streak: 2 games, three times.

CAREER HIGHS:
Fewest Hits: 0, twice (last time 9/26/83); 2, five times; 3, nine times.
Most Strikeouts: 9, 4/12/78; 8, four times; 7, twice; 6, eight times.
Longest Win Streak: 6 games, 7/12-8/10/86.
Longest Losing Streak: 9 games, 1978.

	W-L	SV	G	IP	ERA	ER
CAREER						
vs. East	7-4	1	217	1341.2	3.56	531
Chi	1-1	1	47	270.1	3.86	116
Mil	1-1	0	46	312.1	3.03	105
NY	0-2	0	35	208.1	3.80	88
Pha	4-0	0	53	330	3.46	127
Pitt	1-0	0	36	220.2	3.87	95
vs. West	7-6	2	175	1028	3.73	426
Atl	0-2	1	33	183.1	3.88	79
Cin	3-1	0	25	138.2	4.22	65
Hou	0-1	0	31	175.1	3.64	71
LA	2-1	1	37	218	3.51	85
SD	2-0	0	27	170.2	3.69	70
SF	0-1	0	22	142	3.55	56

ACTIVE PLAYERS WHO HAVE PLAYED LONGEST FOR ONLY ONE TEAM IN CAREER

Seasons	Player	Team	First Year
17	Dave Concepcion	CIN	1970
15	Dwight Evans	BOS	1972
15	Mike Schmidt	PHI	1972
14	George Brett	KC	1973
14	Frank White	KC	1973
13	BOB FORSCH	St. L.	1974
13	Jim Rice	BOS	1974

GRAND SLAMS BY CARDINAL PITCHERS (SINCE 1900)

Pitcher and Date	Opponent (Opposing Pitcher)
Mike O'Neill (pinch-hitter), June 3, 1902	Boston (Charles Pittinger)
Curt Davis, April 26, 1938	Cincinnati (Al Hollingsworth)
Bob Gibson, September 29, 1965	San Francisco (Gaylord Perry)
Bob Gibson, July 26, 1973 (first game)	New York (John Strohmayr)
Rick Wise, August 21, 1973	Atlanta (Roric Harrison)
Joaquin Andujar, May 15, 1984	Atlanta (Jeff Dedmon)
BOB FORSCH, August 10, 1986	Pittsburgh (Mike Bielecki)

PLAYERS WITH MOST SEASONS WITH CARDINALS

Seasons	Players	Years
22	Stan Musial	1941-44, 46-63
18	Jesse Haines	1920-37
17	Bob Gibson	1959-75
16	Lou Brock	1964-79
15	Red Schoendienst	1945-56, 61-63
14	Bill Sherdel	1918-30, 32
13	BOB FORSCH	1974-Present

FORSCH — CAREER TRANSACTIONS

- Selected by St. Louis Cardinals' organization in 38th round of free-agent draft, June 7, 1968.
- On disabled list, June 1 to September 3, 1984.

FORSCH — RELIEF/STARTER

Year		W-L	ERA	G	IP	H	R	ER	BB	SO
1974	Relief	0-0	4.91	5	7.1	9	4	4	6	4
	Starter	7-4	2.82	14	92.2	75	34	29	28	35
1976	Relief	0-1	81.82	1	0.1	2	3	3	1	0
	Starter	8-9	3.81	32	193.2	207	109	82	70	76
1979	Relief	0-0	9.00	1	1	2	1	1	0	0
	Starter	11-11	3.80	32	218	213	101	92	52	92
1982	Relief	0-0	0.00	2	3.1	2	0	0	1	1
	Starter	15-9	3.53	34	229.2	236	95	90	53	68
1983	Relief	1-0	2.00	4	9	8	4	2	2	2
	Starter	9-12	4.40	30	178	182	100	87	52	54
1984	Relief	1-0	1.80	5	5	5	1	1	2	3
	Starter	1-5	6.56	11	46.2	59	37	34	17	18
1985	Relief	1-0	4.30	15	23	29	12	11	7	9
	Starter	8-6	3.82	19	113	103	51	48	40	39
CAREER	Relief	3-1	4.04	33	49	57	25	22	19	19
TOTALS	Starter	140-115	3.61	359	2322.2	2245	1063	932	678	931

THOMAS (TOM) MITCHELL HERR (28)

Infielder Ht: 6-0 Wt: 185
 Bats: Both Throws: Right
 Age: 30 (Turns 31 on April 4)
 Born: 4-4-56 at Lancaster, Pennsylvania



BECAME CARDINAL — August 2, 1974. Signed as a free agent by scout Tim Thompson.

M.L. SERVICE — 7.015.

1986 SEASON — Put in sixth season as Cardinals' regular second baseman playing 152 games at second. . . had first career three stolen base game, 4/12 vs MTL. . . on 4/24 vs NY stole 16th consecutive base without being thrown out dating back to 8/15/85. . . hit in ten straight games (19-for-45; .422) from 6/19-29, tying Pendleton for longest streak on club in '86. . . included in streak was second five-hit game of his career 6/23 vs PIT. . . went 5-for-5 with a walk, one of 13 National League players to have five hits in '86. . . did not commit an error after 8/11 (his last 50 games). . . walked in 7 straight games (9 total walks), 8/21-27. . . had three hits and four RBI in Cards 8-5 win at HOU on 9/5. . . was 22 of 30 (73%) in steal attempts. . . tied with Van Slyke for team lead in RBI (61) and led team in doubles (30) and GW-RBI (12). . . his 12 GW-RBI tied for tenth best in N.L. . . led Major League second basemen in double plays turned (121). . . has played in 835 games at second for St. Louis, 5th highest career total among Cardinals second sackers.

CAREER HIGHLIGHTS — **1974** - Signed 8/22 as a non-drafted free agent by Cardinals' scout Tim Thompson. . . **1975** - Made professional debut at Johnson City with .308 average. . . **1976** - Split time at St. Petersburg between shortstop (51 games) and second base (31 games). . . **1977** - Led Florida State League in at-bats (515), runs (80), hits (156) and stolen bases (50). . . paced F.S.L. second basemen in putouts (348), assists (430), double plays (91) and fielding pct. (.974). . . selected as Topps F.S.L. player of the month for July. . . **1978** - Selected on Texas League All-Star team. . . **1979** - Opened season at Springfield (AAA) leading club in triples and had 48 RBI. . . promoted to St. Louis on 8/10 and was used primarily as a pinch-runner. . . first M.L. appearance was as pinch-runner for Ken Reitz 8/13, scored winning run in 3-2 victory. . . grounded out in first big league at-bat vs Dodgers' Bobby Castillo on 8/16. . . on 8/31 singled off Mickey Lolich for first hit in second official at-bat. . . spiked by Mets' Richie Hebner on force play at second 9/22 (1) and was out for remainder of season. . . **1980** - After hitting only .163 in first two months of season was optioned to Springfield on 6/21. . . recalled in August for 11

days (8/2-12) he hit .281 when he rejoined St. Louis in Sept. went 29-for-86; .337... **1981** - Led N.L. second basemen in assists (374), double plays (74), total chances (590) and fielding pct. (.992)... fielding pct. was highest ever by Cardinal second baseman... only player to start each of St. Louis' 103 games... was third in N.L. with 9 triples... led team in at-bats, triples, sacrifices and stolen bases... **1982** - Second on team in runs and stolen bases although slowed by injury... pulled a quadricep muscle sliding into home on 5/13, missed numerous games in June while injury lingered... took part in two double steals, including steal of home for third time in career... set World Series record in Game 4 when two runners scored on long sacrifice fly... underwent arthroscopic surgery on right knee to repair damaged cartilage in November... **1983** - Began season on disabled list after injuring left knee in spring training resulting in arthroscopic surgery on 3/25... was activated on April 18, after playing three games without pain while on the medical rehabilitation list at Arkansas... wear and tear of season caused irritation to left knee requiring placement on the 21-day disabled list 8/9... an arthrogram showed damage to cartilage both inside and outside of knee and he underwent surgery again on 8/17... Dr. Lanny Johnson removed cartilage from inside of knee and repaired cartilage on the outside of knee... rehabilitation program included a six week recuperation with the leg in a cast and subsequent exercise by swimming and bike riding... prior to being sidelined in August, was a league leader with .323 average and had hit in 10 of last 11 games (23-for-46; .500)... after 1,161 major league at-bats, slugged first M.L. home run on 5/10 at SF... **1984** - Returned from injury plagued '83 season to make 144 starts at second... posted impressive numbers despite a torn muscle in left side that prematurely ended season 9/15... led 2nd sackers in double plays (106) and was barely edged out by Ryne Sandberg for fielding pct. honors (.993-.992)... hit first homer from right side of the plate 5/18 vs CIN (Price)... **1985** - Established career highs in virtually every offensive category (in some cases doubling previous best) and was among N.L. leaders in eight offensive categories (Avg.-9th, R-8, H-9, 2B-3, RBI-3, GW-RBI-6, BB-10, on base percentage-8)... flirted with the batting leadership through the end of June and finished the season topping the .300 mark for the second time in his career... over doubled his career output of 6 home runs, with 8 additional homers in '85... was among league leaders in multiple hit and RBI games... his success rate in stolen base attempts was 91%, topping all Cardinal base runners with 10 or more steals... only the seventh second baseman to top 100 RBI in M.L. history and first since Joe Morgan had 111 in 1976... first M.L. player in 35 years to drive in 100 or more runs without hitting at least 10 homers since Detroit's George Kell in 1950... highest RBI total by St. Louis second sacker since Frankie Frisch had 114 in 1930... one of the main forces in St.L. September pennant drive, hit in 10 straight games from 9/10-18... drove in 100th RBI on 9/19 at PHI... blasted dramatic two-out, two-run ninth inning HR to give Redbirds 6-5 win on 9/22 vs MTL... started 158 games at second base... reached base by hit or walk in 138 of 159, getting a hit in 118... voted the starting second baseman for the N.L. in the All-Star game, first Cardinal All-Star at second since Julian Javier in 1968... named to A.P., U.P.I. and Sporting News post-season all-star teams... fifth in B.B.W.A.A. MVP balloting... four doubles in N.L.C.S. tied league record held by Matty Alou and Pete Rose... had at least one hit in each of 6 L.C.S. games... set World Series record for most double plays started by a second baseman in 7 game series with 5.

MISC. — In 1974 graduated from Hempfield High School in Landisville, PA... while there named all-league second baseman in 1973 and all-league shortstop in '74... earned 11 high school letters in four sports... named MVP in Legion All-East PA All-Star game and Eastern PA Regional Championship... attended U of Delaware in Newark for two years... married the former Kim Garman on 1/7/78... the couple has two sons, Aaron Mitchell (3/7/81) and Jordan Thomas (6/16/86)... his off-field activities include hunting whitetail deer and black bear hunting, bass and trout fishing, swimming, racquetball and Bible study... is involved with Fellowship of Christian Athletes and Baseball Chapel... second on team in terms of years in a St. Louis uniform to Bob Forsch.

HERR — CAREER FIELDING RECORD AT SECOND BASE

Year	G	PO	A	E	TC	DP	PCT.
1979	6	12	11	0	23	3	1.000
1980	58	107	136	4	247	37	.984
1981	103	211	374	5	590	74	.992
1982	128	263	427	9	699	97	.987
1983	86	178	245	6	429	60	.986
1984	144	328	452	6	786	106	.992
1985	158	337	448	12	797	120	.985
1986	152	352	414	9	775	121	.988
MAJOR TOTALS	835	1788	2507	51	4346	618	.988

HERR — COMPLETE RECORD

Year	Club	AVG.	G	AB	R	H	2B	3B	HR	RBI	BB	SO	SB
1975	Johnson City	.308	42	133	29	41	8	1	0	15	16	11	10
1976	St. Petersburg	.269	82	275	47	74	6	1	0	21	42	18	12
1977	St. Petersburg	.303	136	*515	*80	*156	13	7	1	53	69	39	50
1978	Arkansas	.293	89	335	70	98	23	4	3	45	58	50	30
	Springfield	.279	33	86	16	24	6	1	0	8	21	7	3
1979	Springfield	.293	109	423	74	124	20	6	6	48	54	51	29
	St. Louis	.200	14	10	4	2	0	0	0	1	2	2	1
1980	Springfield	.312	37	141	29	44	6	2	1	16	14	10	19
	St. Louis	.248	76	222	29	55	12	5	0	15	16	21	9
1981	St. Louis	.268	103	411	50	110	14	9	0	46	39	30	23
1982	St. Louis	.266	135	493	83	131	19	4	0	36	57	56	25
1983	St. Louis	.323	89	313	43	101	14	4	2	31	43	27	6
	Arkansas**	.444	3	9	0	4	3	0	0	1	1	1	0
1984	St. Louis	.276	145	558	67	154	23	2	4	49	49	56	13
1985	St. Louis	.302	159	596	97	180	38	3	8	110	80	55	31
1986	St. Louis	.252	152	559	48	141	30	4	2	61	73	75	22
MAJOR TOTALS		.276	873	3162	421	874	150	31	16	349	359	322	130

*Led League.

**Medical Rehabilitation.

GW-RBI — 1980-2; 1981-4; 1982-7; 1983-6; 1984-2; 1985-14; 1986-12. Total: 47.

HERR — DETAILED HITTING STATISTICS

	AVG.	G	AB	H	HR	RBI
Totals	.252	152	559	141	2	61
vs. LHP	.315	—	219	69	1	22
vs. RHP	.212	—	340	72	1	39
Before ASG	.218	79	293	64	2	23
After ASG	.289	73	266	77	0	28
Night	.275	94	345	95	1	43
Day	.215	58	214	46	1	18
Home	.260	76	273	71	1	38
Road	.245	76	286	70	1	23
Turf	.269	113	413	111	1	53
Grass	.205	39	146	30	1	8
April	.147	18	68	10	0	5
May	.181	23	83	15	1	6
June	.307	27	101	31	1	11
July	.304	23	79	24	0	9
August	.218	31	110	24	0	18
Sept.-Oct.	.314	30	118	37	0	12

1986 HIGHS:

Most Hits: 5, 6/23 (2) vs. Pit.
 Most RBI: 4, 9/5 at Hou.
 Most SB: 3, 4/12 vs. Mtl.
 Longest Hit Streak: 10 games, 6/19-29.

CAREER HIGHS:

Most Hits: 5, two times (8/2/82 & 6/23/86).
 Most RBI: 5, 8/5/83; 4, three times, 9/11/84, 5/10/85 & 9/5/86.
 Most SB: 3, 4/12/86 vs. Mtl.
 Longest Hit Streak: 16 games, 1981.

	AVG.	G	AB	H	HR	RBI	AVG.	AB	H	HR	RBI
vs. East	.254	86	331	84	1	34	.288	1765	508	10	197
Chi	.206	17	63	13	1	4	.283	325	92	1	29
Mtl	.286	17	63	18	0	7	.273	341	93	3	30
NY	.167	18	72	12	0	5	.285	372	106	4	47
Pha	.301	18	73	22	0	12	.260	384	100	1	51
Pitt	.317	16	60	19	0	6	.341	343	117	1	40
vs. West	.250	66	228	57	1	27	.262	1397	366	6	152
Atl	.225	12	40	9	0	4	.244	217	53	1	24
Cin	.209	12	43	9	0	5	.246	232	57	1	28
Hou	.326	12	43	14	1	9	.282	242	68	2	35
LA	.317	12	41	13	0	2	.246	240	59	0	15
SD	.172	8	29	5	0	2	.271	240	65	1	22
SF	.219	10	32	7	0	5	.282	227	64	1	28

HERR — LEAGUE CHAMPIONSHIP SERIES RECORD

Year	Club / Opp.	AVG.	G	AB	R	H	2B	3B	HR	RBI	BB	SO	SB
1982	St.L. vs. Atl.	.231	3	13	1	3	1	0	0	0	1	1	0
1985	St.L. vs. L.A.	.333	6	21	2	7	4	0	1	6	5	2	1
L.C.S. TOTALS		.294	9	34	3	10	5	0	1	6	6	3	1

HERR — WORLD SERIES RECORD

Year	Club / Opp.	AVG.	G	AB	R	H	2B	3B	HR	RBI	BB	SO	SB
1982	St.L. vs. Mil.	.160	7	25	2	4	2	0	0	5	3	3	0
1985	St.L. vs. K.C.	.154	7	26	2	4	2	0	0	0	2	2	0
W.S. TOTALS		.157	14	51	4	8	4	0	0	5	5	5	0

HERR — ALL-STAR GAME RECORD

Year	Club	AVG.	AB	R	H	2B	3B	HR	RBI	BB	SO	SB
1985	National	.333	3	1	1	1	0	0	0	0	0	0

HERR — CAREER TRANSACTIONS

- Signed as free-agent by St. Louis Cardinals' organization, August 22, 1974.
- On disabled list, March 25 to April 29 and August 9, 1983 through remainder of season; included rehabilitation disability assignment to Arkansas, April 18 to April 29, 1983.

HERR — SWITCH-HITTING RECORD

Year		AVG.	AB	H	2B	3B	HR	RBI	BB	SO
1979	LH	.143	7	1	0	0	0	1	2	2
	RH	.333	3	1	0	0	0	0	0	0
1980	LH	.266	128	34	9	5	0	14	13	11
	RH	.223	94	21	3	0	0	1	3	10
1981	LH	.287	272	78	9	7	0	36	37	12
	RH	.230	139	32	5	2	0	10	12	17
1982	LH	.294	344	101	15	4	0	24	47	44
	RH	.201	149	30	4	0	0	12	10	12
1983	LH	.335	230	77	12	4	2	26	33	24
	RH	.289	83	24	2	0	0	5	10	3
1984	LH	.271	384	104	15	0	2	30	38	45
	RH	.287	174	50	8	2	2	19	11	11
1985	LH	.313	383	120	28	3	5	82	64	43
	RH	.282	213	60	10	0	3	28	16	12
1986	LH	.212	340	72	16	3	1	39	43	51
	RH	.315	219	69	14	1	1	22	30	24
CAREER TOTALS	LH	.281	2088	587	104	26	10	252	267	233
	RH	.267	1074	287	46	5	6	97	92	89

RICKY (RICK) NEAL HORTON (49)

Pitcher Ht: 6-2 Wt: 195

Bats: Left Throws: Left

Age: 27 Born: 7-30-59 at Poughkeepsie, New York

BECAME CARDINAL — Selected 4th by the Cardinals in the June, 1980, free agent draft.

M.L. SERVICE — 3.000

1986 SEASON — Whitey Herzog's swing man, moved from starter to reliever and back to starter filling whatever role club needed him in most... with Danny Cox and Tim Conroy on disabled list opened season in starting rotation and held Mets to two hits, one run over seven innings in first start of season 4/14 at NY in game STL won 6-2 in 13 innings... Cardinals were shutout in each of Rick's next three starts... equaled career high with 6 strikeouts in start 4/20 at MTL... with Conroy and Cox back on active roster returned to bullpen work at the start of May... went on the 15-day disabled list for first time in career, 5/25 with torn tissue in his left elbow... after two inning medical rehabilitation stint at Springfield (A), returned to active roster on 6/24... was unscored on in next 18 relief appearances (20.1) IP and had a win and three



saves... put together stretch of 26.1 consecutive scoreless innings from 6/25-8/14 (2), the longest streak in N.L. in '86... worked seven scoreless innings of relief 9/15 vs NY, the longest relief stint in N.L. in '86... returned to starting rotation at the end of season, when John Tudor was disabled... pitched second complete game of career on 9/20 at MTL with six-hit, 3-1 win over Expos... held opponents to .204 batting average, fifth lowest in N.L.... fielded 1.000 and was recognized in survey of N.L. managers as having best pickoff move in league among left-handers.

CAREER HIGHLIGHTS — 1980 - Selected by St. Louis in fourth round of the June free-agent draft and signed by Cardinals' scouts Roland Johnson and Tim Thompson... on 7/28, pitched a no-hit, no-run game as Gastonia defeated Charleston, 4-0... relieved after two were out in first inning and completed the no-hitter, in the 7-inning second game of a doubleheader... **1981** - Divided work between starting and relieving at St. Petersburg... **1982** - Won more games in 1982 for Arkansas than he ever had in his minor league career with nine victories in 16 games... was called up to Louisville late in the season and started six of the eight games in which he appeared... **1983** - Had his best year in the minors in 1983. He recorded more wins, appeared in more games and threw more innings than he had in any of three previous years in the minor leagues... **1984** - Relieved in his first 15 appearances, started in his next 15... finished the season with 18 starts, 19 appearances in relief... before his first start, a 7-2 victory at Phi. on 6/12 had allowed only one run and 13 hits in 12 appearances covering 20.1 innings. As a reliever he was 1-0, as a starter, 8-4. His only complete game was a shutout over S.D. on 6/29, a two-hitter with the first hit coming with two out in the eighth inning... **1985** - In his second big league season, filled the role of long reliever on the Redbird staff... did just that at Philadelphia on 8/10, pitching a N.L. high for the season eight innings of relief, as the Cards won 13-4 giving Horton his first victory of the season... over first 14 appearances allowed only one run in 20 innings pitched, a 0.45 ERA... gained second career save (first of the year) on 5/21 vs Atl. working final 2/3 innings allowing only two hits and no runs... kept Redbirds close at S.D. on 7/25 working 1-2/3 innings allowing one hit and striking out the other five batters faced... pitched 73.1 relief innings, more than any other reliever on the staff... in addition, made three important starts in September when Joaquin Andujar was faltering, and the Cardinals won two of the three games, in one of which Horton got the decision.

MISC. — Graduated from Roosevelt (Hyde Park, NY) High School in 1977... graduated from the University of Virginia, Charlottesville, VA in 1983 with a degree in Systems Engineering and a minor in Economics... put degree to good use negotiating own contract for 1985... lettered in baseball, 1978-80 and was second-team all-ACC in 1980... played for the Escogido team in winter ball in the Dominican Republic in 1983-84. He was a hit there, not only in terms of performance, but also because he was always willing to do interviews. That's not too unusual except for the fact that Horton conducted all of his interviews in Spanish, a language he speaks fluently... played in a Senior League State Tournament (New York) as a teenager and his team defeated Dave LaPoint's team in the semi-finals... married the former Ann Fleming on January 22, 1983... the couple has one child, Jennifer Marie (12/6/86)... enjoys golf, bass fishing, movies and working crossword puzzles.

HORTON — COMPLETE RECORD

Year	Club	W-L	ERA	G	GS	CG	SHO	SV	IP	H	R	ER	BB	SO
1980	St. Petersburg	0-2	6.12	6	5	0	0	0	25	29	18	17	17	13
	Gastonia	2-4	3.64	14	3	0	0	1	42	30	21	17	25	30
1981	St. Petersburg	7-3	4.41	28	15	2	1	2	100	101	52	49	49	66
1982	Arkansas	9-6	3.15	16	16	5	2	0	109	83	45	38	52	90
	Louisville	2-3	6.69	8	6	0	0	0	36	47	31	27	11	27
1983	Louisville	10-6	4.82	30	24	3	1	0	157	177	99	84	58	92
1984	St. Louis	9-4	3.44	37	18	1	1	1	125.2	140	53	48	39	76
1985	St. Louis	3-2	2.91	49	3	0	0	1	89.2	84	30	29	34	59
1986	St. Louis	4-3	2.24	42	9	1	0	3	100.1	77	25	25	26	49
	Springfield**	0-0	0.00	1	1	0	0	0	2	2	0	0	0	2
MAJOR TOTALS		16-9	2.91	128	30	2	1	5	315.2	301	108	102	99	184

**Medical Rehabilitation

HORTON — MAJOR LEAGUE HITTING TOTALS

	AVG.	AB	H	HR	RBI
1986	.056	18	1	0	0
CAREER	.062	65	4	0	0

Last Hit: 4/25/86 vs. NY (Gooden).

HORTON — LEAGUE CHAMPIONSHIP SERIES RECORD

Year	Club/Opp.	W-L	ERA	G	GS	CG	SHO	SV	IP	H	R	ER	BB	SO
1985	St.L. vs. L.A.	0-0	9.00	3	0	0	0	0	3	4	3	3	2	1

HORTON — WORLD SERIES RECORD

Year	Club/Opp.	W-L	ERA	G	GS	CG	SHO	SV	IP	H	R	ER	BB	SO
1985	St.L. vs. K.C.	0-0	6.75	3	0	0	0	0	4	4	3	3	5	5

HORTON — CAREER TRANSACTIONS

- Selected by San Francisco Giants' organization in 20th round of free-agent draft, June 7, 1977.
- Selected by St. Louis Cardinals' organization in 4th round of free-agent draft, June 3, 1980.
- On disabled list, May 25 to June 24; included rehabilitation disability assignment to Springfield, June 20 to June 24, 1986.

HORTON — RELIEF/STARTER

Year		W-L	ERA	G	IP	H	R	ER	BB	SO
1984	Relief	1-0	1.61	19	28	23	5	5	9	18
	Starter	8-4	3.96	18	97.2	117	48	43	30	58
1985	Relief	2-2	2.70	46	73.1	68	23	22	30	50
	Starter	1-0	3.86	3	16.1	16	7	7	4	9
1986	Relief	1-0	0.65	33	41.2	24	3	3	11	18
	Starter	3-3	3.37	9	58.2	53	22	22	15	31
CAREER	Relief	4-2	1.89	98	143	115	31	30	50	86
TOTAL	Starter	12-7	3.75	30	172.2	186	77	72	49	98

HORTON — DETAILED PITCHING STATISTICS

	W-L	ERA	G	CG	SV	IP	ER	H	BB	SO
Totals	4-3	2.24	42	1	3	100.1	25	77	26	49
Before ASG	1-3	2.91	19	0	1	46.1	15	35	13	26
After ASG	3-0	1.67	23	1	2	54	10	42	13	23
Night	4-2	2.70	29	1	2	70	21	57	14	34
Day	0-1	1.19	13	0	1	30.1	4	20	12	15
Home	1-1	2.66	24	0	2	44	13	36	10	19
Road	3-2	1.92	18	1	1	56.1	12	41	16	30
April	0-3	4.39	4	0	0	26.2	13	25	11	14
May	0-0	2.57	8	0	0	7	2	5	1	6
June	1-0	0.00	4	0	0	3.2	0	2	1	2
July	0-0	0.00	9	0	2	14	0	7	1	7
August	1-0	1.42	8	0	1	12.2	2	8	3	7
Sept.-Oct.	2-0	1.98	9	1	0	36.1	8	30	9	13
vs. East	4-2	2.26	22	1	1	71.2	18	56	22	35
Chi	—	—	—	—	—	—	—	—	—	—
Mtl	1-1	1.62	4	1	0	16.2	3	13	6	11
NY	1-1	2.18	7	0	0	33	8	20	11	15
Pha	0-0	3.38	4	0	0	8	3	5	2	3
Pitt	2-0	2.57	7	0	1	14	4	18	3	6
vs. West	0-1	2.20	20	0	2	28.2	7	21	4	14
Atl	0-0	3.00	3	0	0	3	1	0	0	0
Cin	0-0	4.50	3	0	0	2	1	1	0	1
Hou	0-0	0.00	2	0	0	3.1	0	2	2	0
LA	0-0	0.00	5	0	1	7	0	5	1	5
SD	0-1	4.82	4	0	1	9.1	5	12	1	7
SF	0-0	0.00	3	0	0	4	0	1	0	1

1986 HIGHS:

Most Strikeouts: 6, 4/20 at Mtl. & 8/14 [2] at NY. Most Strikeouts in Relief: 3, 5/14 vs. L.A. Fewest Hits in CG: 6, 9/20 at Mtl. Longest Win Streak: 4, 6/25-end of season. Longest Losing Streak: 3, 4/20-30. Longest Scoreless Streak: 28.1 IP, 5/24-8/14 [2]. Longest Relief Appearance: 7 IP, 9/15 vs. NY.

CAREER HIGHS:

Most Strikeouts: 6, three times, 8/10/85 [2] at Phi. (in relief), 4/20/86 at Mtl. & 8/14/86 [2] at NY. Fewest Hits in CG: 2, 6/29/84. Longest Win Streak: 4, 6/25/86-end of season. Longest Losing Streak: 3, 4/20-30/86. Longest Scoreless Streak: 28.1 IP, 5/24-8/14/86 [2]. Longest Relief Appearance: 8 IP, 8/10/85 [2] at Phi.

CAREER

	W-L	SV	G	IP	ERA	ER
vs. East	9-6	1	67	181.1	2.88	58
Chi	0-1	0	8	13.2	1.98	3
Mtl	1-2	0	13	28.2	2.51	8
NY	2-1	0	19	62.1	2.02	14
Pha	0-0	0	9	30.2	2.64	9
Pitt	3-2	1	18	46	4.70	24
vs. West	4-3	4	61	134.1	2.95	44
Atl	1-0	2	9	19.1	2.33	5
Cin	0-0	0	9	15.2	4.02	7
Hou	3-1	0	12	32.2	3.31	12
LA	0-0	1	13	17.2	4.07	8
SD	1-1	1	10	32	2.10	7
SF	1-0	0	8	19	2.37	5

1986 N.L. BEST HITS AND WALKS/IP RATIO

PITCHER	TEAM	IP	H	BB	H + BB/IP RATIO
Mike Scott	HST	275.1	182	72	0.923
RICK HORTON	STL	100.1	77	26	1.027
Mike Krukow	SF	245.0	204	55	1.057
Bob Ojeda	NY	217.1	185	52	1.091
Dwight Gooden	NY	250.0	197	80	1.108
Ken Tekulve	PHI	110.0	99	25	1.127
Rick Rhoden	PIT	253.2	211	76	1.131
DANNY COX	STL	220.0	189	60	1.132
Bob Knepper	HST	258.0	232	62	1.140
JOHN TUDOR	STL	219.0	197	53	1.142

MICHAEL (MIKE) RUSSELL LAGA (35)

First Baseman Ht: 6-2 Wt: 210

Bats: Left Throws: Left

Age: 26 (Turns 27 on June 14)

Born: 6-14-60 at Ridgewood, New Jersey



BECAME CARDINAL — Traded to St. Louis, September 2, 1986, completing a deal in which Cardinals traded catcher Mike Heath to Detroit Tigers for right-handed pitcher Ken Hill and a player to be named later, August 9, 1986.

M.L. SERVICE — 1.145

1986 SEASON — Opened the year with Detroit for first time in career... hit in 6 of 7 games (8-for-23; .348) with 3 homers and 8 RBI from 4/17-5/2... seventh inning solo homer off Dennis Leonard was margin of victory 4/29 vs KC... broke bone in wrist swinging at a pitch 5/13 at KC... placed on the 21-day disabled list and had surgery on May 22... assigned to Nashville (AAA) for injury rehabilitation 8/8... recalled by Detroit on 9/1... assigned to St. Louis on 9/2 to complete Mike Heath deal with Tigers... made Cardinal debut on 9/6 at HOU... with an intentional walk in a pinch-hitting role... in first Busch Stadium at-bat, 9/14 vs MTL, registered first N.L. hit, a two-run homer off Expos Bob Sebra... his foul ball on 9/15 vs NY was first ball, fair or foul ever hit out of Busch Stadium (it went out on first base side about 2/3 way down the line)... homered off left-hander Frank DiPino on 10/4 at CHI... between A.L. and N.L. appearances had 6 HR in 91 AB (1 every 15.2 AB), only one National Leaguer (Mike Schmitt, 14.9) had a better HR-to-AB ratio... 7 of his 10 hits as a Cardinal went for extra bases, and had a .500 slug. pct. as a Redbird... was flawless at first base over course of the season: 12 games, 105 chances, 0 errors at DET and 16 games, 123 chances, 0 errors at STL.

CAREER HIGHLIGHTS — **1980** - Drafted by Detroit in first round (#17 pick overall) of January draft and signed by Tigers' scout Ray Bellino... led Lakeland (A) in games, triples, HR, RBI and GWRBI... **1981** - Named to Southern League All-Star team... led loop in total bases (293) and tied for third in home runs (31)... led all players in Tiger Farm system with 66 extra base hits... **1982** - Led American Assoc. in hit by pitch (13) and led first baseman in total chances (1221) and putouts (1135); was second in league and set Evansville club record with 34 home runs... purchased from AAA club, 9/1 and made M.L. debut that night vs CAL... next night had a double off Mike Witt for first hit... following night, hit two-run homer off A's Rick Langford for first big league homer... homered off facing of Tiger Stadium third deck off Jim Palmer, 9/29... more than half his M.L. hits went for extra bases (12 of 23)... **1983** - Recalled from Evansville, 7/29... appeared in 6 games before optioned back, 8/23... recalled 9/1 and went 2-for-3 with run scored and RBI in lone start at first base, 9/28 at BLT... **1984** - Tied for American Assoc. lead in games (153), second in total bases (289), third in both home runs (30) and RBI (94)... was Association Player of the Week, 6/25-7/1... recalled from AAA on 9/4... **1985** - Began season as AAA, had a 12-game hitting streak 4/27-5/10 (.417, 6 HR, 16 RBI) earning recall to Detroit, 5/14... homered at MIN, 5/16 and at CAL.

5/20... had 5-game hitting streak 5/16-20 to tie his M.L. high (6-for-20; .300 with 6 RBI)... optioned to AAA on 6/2... led Nashville with 430 at-bats, 30 doubles, 20 homers and 79 RBI... led Association first basemen with 1,024 putouts; 111 assists; 1,146 total chances; 114 games and 101 double plays.

MISC. — Graduated from Ramsey H.S., Ridgewood, NJ in 1978... attended Bergen Community College and Fairleigh Dickinson University... married the former Robyn Gustavis and the couple has one child, Ashley Lauren (10/8/85)... has 145 minor league home runs and averaged a homer every 19.3 at-bats in minors... pronounces name (LAH-ga).

LAGA — COMPLETE RECORD

Year	Club	AVG.	G	AB	R	H	2B	3B	HR	RBI	BB	SO	SB
1980	Lakeland	.273	122	407	60	111	14	6	12	74	72	71	5
1981	Birmingham	.289	142	547	89	158	28	7	31	86	49	113	2
1982	Evansville	.250	126	444	77	111	15	3	34	90	47	117	5
	Detroit	.261	27	88	6	23	9	0	3	11	4	23	1
1983	Evansville	.231	105	355	46	82	24	1	16	58	44	97	2
	Detroit	.190	12	21	2	4	0	0	0	2	1	9	0
1984	Evansville	.264	153	569	86	151	30	9	30	94	38	130	1
	Detroit	.545	9	11	1	6	0	0	0	1	1	2	0
1985	Nashville	.263	117	430	58	113	30	2	20	79	39	95	2
	Detroit	.167	9	36	3	6	1	0	2	6	0	9	0
1986	Detroit	.200	15	45	6	9	1	0	3	8	5	13	0
	Nashville**	.220	12	41	4	9	3	0	2	7	4	7	0
	St. Louis	.217	18	46	7	10	4	0	3	8	5	18	0
MAJOR TOTALS		.235	90	247	25	58	15	0	11	36	16	65	1

**Medical Rehabilitation

GW-RBI — 1982-1; 1983-0; 1984-0; 1985-0; 1986-2 (StL-1). Total: 3.

LAGA — CAREER TRANSACTIONS

- Selected by Detroit Tigers' organization in 1st round (17th player selected) of free-agent draft, January 8, 1980.
- On disabled list; May 14 to September 1, 1986.
- Assigned to St. Louis from Detroit Tigers completing deal of August 9, 1986 that sent catcher Mike Heath to Detroit for pitcher Ken Hill and player to be named later; September 2, 1986.

LAGA — DETAILED HITTING STATISTICS

	AVG.	G	AB	H	HR	RBI
Totals	.209	33	91	19	6	16
vs. LHP	.500	—	2	1	1	1
vs. RHP	.202	—	89	18	5	15
Before ASG	.200	15	45	9	3	8
After ASG	.217	18	46	10	3	8
Night	.246	22	61	15	4	12
Day	.133	11	30	4	2	4
Home	.212	18	52	11	3	9
Road	.205	15	39	8	3	7
Turf	.200	18	45	9	2	7
Grass	.217	15	46	10	4	9
April	.290	10	31	9	3	8
May	.000	5	14	0	0	0
Sept.-Oct.	.217	18	46	10	3	8
vs. East	.222	16	45	10	3	8
Chi	.125	4	8	1	1	1
Mil	.267	4	15	4	1	3
NY	.200	3	10	2	0	1
Pha	.286	3	7	2	1	3
Pitt	.200	2	5	1	0	0
vs. West	.000	2	1	0	0	0
Hou	.000	2	1	0	0	0

1986 HIGHS:

Most Hits: 2, three times.
Most RBI: 3, 4/17 at Chi. (A).
Longest Hit Streak: 4 games, twice, 9/14-18 & 4/17-25.

CAREER HIGHS:

Most Hits: 3, 9/21/82 at Balt.
Most RBI: 3, twice, 9/21/82 at Balt. & 4/17/86 at Chi. (A).
Longest Hit Streak: 5 games, twice, 9/17-29/84 & 5/16-20/85.

	AVG.	CAREER AB	H	HR	RBI
vs. East	.222	45	10	3	8
Chi	.125	8	1	1	1
Mil	.267	15	4	1	3
NY	.200	10	2	0	1
Pha	.286	7	2	1	3
Pitt	.200	5	1	0	0
vs. West	.000	1	0	0	0
Hou	.000	1	0	0	0

JEFFREY (JEFF) ALLEN LAHTI (32)

Pitcher Ht: 6-0 Wt: 180
 Bats: Right Throws: Right
 Age: 30 Born: 10-8-56 at Oregon City, Oregon



BECAME CARDINAL — April 1, 1982 along with pitcher Jose Brito in a trade with Cincinnati for Bob Shirley.

M.L. SEASON — 4.100

1986 SEASON — Was brought along slowly in spring training, working only two innings (1 in 'B' game), to avoid early season arm problems. . . . made four scoreless relief appearances from 4/13-24. . . . in 4/24 outing vs NY experienced recurrence of muscle spasms in right shoulder. . . . was placed on disabled list 4/25 and had arthroscopic surgery and calcium deposits removed from right shoulder on 5/6. . . . missed the remainder of season as he continued to rehabilitate arm.

CAREER HIGHLIGHTS — **1978** - Selected by Cincinnati in the 5th round of the June free-agent draft and signed by Reds' scout Larry D'Amato. . . . **1979** - Was the MVP of his Greensboro team when he tied for the Western Carolinas League lead with 13 saves and was second in the league with 53 appearances. . . . named to League's All-Star team. . . . **1980** - Was second in saves in the Eastern League, with his minor league high of 16. . . . **1981** - Was Indianapolis' top relief pitcher when he won six games and saved five others in 50 games. . . . **1982** - When informed on April Fool's Day, that he had been traded he wondered whether it was a joke. . . . outrighted to Louisville when he was acquired, appeared in 21 games for the Cardinals' AAA affiliate, going 3-2 with 2 saves and a 4.22 ERA. . . . called up to St. Louis on 6/26 when Mark Littell was designated for assignment. . . . provided solid relief help and showed an ability to appear in both short and long situations, even getting a starting assignment on 9/7 vs Mtl. . . . picked up his first major league win on 7/16 in a 3.1 inning appearance in a 6-4 St. Louis victory over his former teammates. . . . **1983** - ERA of 3.16 was the lowest among the Cardinals' relief corps. . . . allowed only 15 men to score of the 54 who were on base when he entered a game. . . . during one stretch in September he was touched for only three earned runs in 16 games for a 1.07 ERA over 25.1 innings pitched. Earlier in the season, also had a skein of 16 innings which he allowed only one earned run for a 0.56 ERA. . . . was placed on the 21-day disabled list on May 31 with a painfully inflamed right shoulder. He returned to active duty on June 22. . . . **1984** - Used in middle relief as a setup man for Bruce Sutter, but still managed to record four victories and a save. . . . registered first career save 7/4 at S.F. in 116th game in major leagues. . . . **1985** - One of the key members of the bullpen by committee system. . . . was the right-hander most looked to in closing situations. . . . responded with 24 combined wins and saves, to pickup a large portion of the work left behind by Bruce Sutter. . . . started the season on the D.L. with sore shoulder, did not make first appearance of the season until 4/22. . . . picked up first save of season, and second career vs S.F. on 5/4 working final three innings in 6-4 St. Louis win. . . . from 6/18-8/1 made 15 appearances (16 IP) of consecutive scoreless pitching, included in that run was a stretch of 27 batters in which the fourth year big leaguer did not allow a base runner (this would correspond to a perfect game for a starting pitcher). . . . picked up 6 saves and a win in 7 games, 7/10-7/28. . . . added fourth and fifth wins of the season in St. Louis come-from-behind victories on 9/21 vs Mtl. and 9/23 vs Pit. . . . 19 saves were 7th best in N.L. . . . also was an outstanding performer in post-season play, with a victory in Game No. 5 (on Ozzie Smith's dramatic home run), and a save in Game No. 2 of the World Series.

MISC. — Graduated from Hood River (OR) Valley High School in 1975. . . . while there played collegiate baseball at Treasure Valley Community College, Ontario, OR, and Portland State University. . . . married the former Jenifer Switzer Ogden on 5/2/85. . . . played amateur baseball in Little League, Babe Ruth and American Legion programs. . . . enjoys elk and duck hunting. . . . owns an apple orchard in Oregon. . . . nicknamed "Jam Man" by Whitey Herzog for his ability to be at his best in tight situations. . . . pronounces name LOT-ee.

LAHTI — MAJOR LEAGUE HITTING TOTALS

	AVG.	AB	H	HR	RBI
1986	—	0	0	0	0
CAREER	.053	38	2	0	0

Last Hit: 4/7/84 at S.F. (J. Robinson).

LAHTI — COMPLETE RECORD

Year Club	W-L	ERA	G	GS	CG	SHO	SV	IP	H	R	ER	BB	SO
1978 Eugene	1-5	4.42	16	5	1	0	13	53	58	34	26	21	32
1979 Greensboro	7-2	2.84	53	2	1	0	0	92	83	43	29	33	89
Nashville	2-0	1.69	6	0	0	0	0	16	10	4	3	5	12
1980 Waterbury	7-8	2.77	55	0	0	0	16	91	75	34	28	40	78
1981 Indianapolis	6-6	2.97	50	0	0	0	5	100	78	38	33	31	70
1982 Louisville	3-2	4.45	21	0	0	0	3	30	27	15	15	7	17
St. Louis	5-4	3.81	33	1	0	0	0	56.2	53	27	24	21	22
1983 St. Louis	3-3	3.16	53	0	0	0	0	74	64	31	26	29	26
Louisville**	0-0	4.50	1	1	0	0	0	2	2	1	1	0	0
1984 St. Louis	4-2	3.72	63	0	0	0	1	84.2	69	36	35	34	45
1985 St. Louis	5-2	1.84	52	0	0	0	19	68.1	63	15	14	26	41
1986 St. Louis	0-0	0.00	4	0	0	0	0	2.1	3	0	0	1	3
MAJOR TOTALS	17-11	3.12	205	1	0	0	20	286	252	109	99	111	137

**Medical Rehabilitation

LAHTI — DETAILED PITCHING STATISTICS

	W-L	ERA	G	CG	SV	IP	ER	H	BB	SO						
Totals	0-0	0.00	4	0	0	2.1	0	3	1	3						
Before ASG	0-0	0.00	4	0	0	2.1	0	3	1	3						
After ASG	ON DISABLED LIST															
Night	0-0	—	1	0	0	0	0	1	0	0						
Day	0-0	0.00	3	0	0	2.1	0	2	1	3						
Home	0-0	0.00	2	0	0	1	0	2	0	2						
Road	0-0	0.00	2	0	0	1.1	0	1	1	1						
April	0-0	0.00	4	0	0	2.1	0	3	1	3	CAREER					
											W-L	SV	G	ERA	ER	
vs. East	0-0	0.00	4	0	0	2.1	0	3	1	3	8-7	8	116	164.2	2.84	52
Chi	—	—	—	—	—	—	—	—	—	—	2-1	2	22	33.2	4.28	16
Mil	0-0	0.00	3	0	0	2.1	0	2	1	3	1-3	0	25	33.2	3.74	14
NY	0-0	—	1	0	0	0	0	1	0	0	4-0	1	24	40.2	1.77	8
Pha	—	—	—	—	—	—	—	—	—	—	0-3	4	24	35	2.06	8
Pitt	—	—	—	—	—	—	—	—	—	—	1-0	1	21	21.2	2.49	6
vs. West	—	—	—	—	—	—	—	—	—	—	9-4	12	89	121.1	3.49	47
Atl	—	—	—	—	—	—	—	—	—	—	0-1	2	15	27.1	1.98	6
Cin	—	—	—	—	—	—	—	—	—	—	4-1	1	14	21.2	1.66	4
Hou	—	—	—	—	—	—	—	—	—	—	2-0	0	13	19.1	2.79	6
LA	—	—	—	—	—	—	—	—	—	—	1-2	0	18	16	11.25	20
SD	—	—	—	—	—	—	—	—	—	—	0-0	5	12	11.2	0.77	1
SF	—	—	—	—	—	—	—	—	—	—	2-0	4	17	25.1	3.55	10

1986 HIGHS:

Most Strikeouts: 2, 4/13 vs. Mil. Longest Relief Appearance: 1 IP, 4/13 vs. Mil. & 4/19 at Mil.

CAREER HIGHS:

Most Strikeouts: 6, 9/18/82; 5, 4/10/84. Longest Scoreless Streak: 18 IP, 8/27-9/28 [2], 1985. Longest Relief Appearance: 6 IP, twice in 1982.

LAHTI — LEAGUE CHAMPIONSHIP SERIES RECORD

Year Club/Opp.	W-L	ERA	G	GS	CG	SHO	SV	IP	H	R	ER	BB	SO
1982 St. L. vs. Atl.	DID NOT PITCH												
1985 St. L. vs. L.A.	1-0	0.00	2	0	0	0	0	2	2	0	0	0	1
L.C.S. TOTALS	1-0	0.00	2	0	0	0	0	2	2	0	0	0	1

LAHTI — WORLD SERIES RECORD

Year Club/Opp.	W-L	ERA	G	GS	CG	SHO	SV	IP	H	R	ER	BB	SO
1982 St. L. vs. Mil.	0-0	10.80	2	0	0	0	0	1.2	4	2	2	1	1
1985 St. L. vs. K.C.	0-0	12.27	3	0	0	0	1	3.2	10	6	5	0	2
W.S. TOTALS	0-0	11.82	5	0	0	0	1	5.1	14	8	7	1	3

LAHTI — CAREER TRANSACTIONS

- Selected by Philadelphia Phillies' organization in 12th round of free-agent draft, January 7, 1976.
- Selected by San Francisco Giants' organization in 7th round of free-agent draft, January 11, 1977.
- Selected by Cincinnati Reds' organization in 5th round of free-agent draft, June 6, 1978.

- Traded with pitcher Jose Brito to St. Louis Cardinals' organization for pitcher Bob Shirley, April 1, 1982.
- On disabled list, June 1 to June 22, 1983; included rehabilitation disability assignment to Louisville, June 19 to June 22, 1983.
- On disabled list, April 3 to April 21, 1985.
- On disabled list, April 25 to October 8, 1986.

STEVEN (STEVE) MICHAEL LAKE (25)

Catcher Ht: 6-1 Wt: 190
 Bats: Right Throws: Right
 Age: 29 (Turns 30 on March 14)
 Born: 3-14-57 at Inglewood, California



BECAME CARDINAL — Contract purchased from Louisville (AAA) on August 10, 1986. Signed Louisville contract on July 24, 1986 as free-agent.

M.L. Service — 3.114

1986 SEASON — Opened the season with Chicago (N) as backup catcher . . . had appeared in only two games (1-for-4, 1 RBI) when outrighted to Iowa (AAA) on 4/24 . . . appeared in 17 games at Iowa before 6/3 purchase by Cubs . . . in first start after return to big leagues went 3-for-5 with two RBI vs STL on 6/8 . . . was hitting .421 (8-for-19) when CHI outrighted him again to Iowa on 7/11 . . . instead of reporting, declared himself a free-agent and signed with Louisville on 7/24 . . . hit .286 in two week stay at AAA and was summoned to St. Louis on 8/10 when Mike Heath was traded to Detroit . . . made Cardinal debut, 8/12 at MTL, with a RBI single in first at-bat . . . went 2-for-3 with 3 RBI and hit his first home run as a Redbird off Bob Knepper, 9/6 at HOU . . . after coming to St. Louis threw out 6 of 11 base stealers . . . did not commit passed ball in 36 games behind the plate over the course of '86 season . . . between stays at Iowa and Louisville led American Association catchers (throwing out 18 of 29 base stealers (62%).

CAREER HIGHLIGHTS — **1975** - Selected by Baltimore in third round of June free-agent draft and signed by Orioles' scouts Ray Poitevint and Willie Moore . . . led Appalachian League catchers in assists (39) . . . **1977** - Played in first full minor league season . . . **1978** - Helped lead Miami (A) to the Florida State League title . . . **1979** - Played first season in Milwaukee Brewers' organization leading Stockton (A) to California League divisional title . . . was honorable mention on the league's All-Star squad . . . **1980** - For third straight year was on championship club as Holyoke (AA) won Eastern League crown . . . **1981** - Set a Pacific Coast League record with a 60 percent caught stealing mark (81 of 136) . . . **1982** - Spent season on loan to Tucson (AAA) and finished third among P.C.L. catchers with 91 assists and 57 runners caught stealing . . . **1983** - After eight seasons in the minors, made his major league debut . . . got first M.L. hit in his debut on 4/9 at CIN (a double) . . . went 4-for-4 with 3 RBI on 4/26 vs SD and his first big league homer that day off John Montefusco . . . had 7 hits in first 10 at-bats and was batting .410 (16-for-39) as late as 6/18 until an old injury in left ankle (bone chip) hindered him at the plate for remainder of season . . . eventually underwent surgery on 9/15 . . . tossed out 14 of the 33 base runners who attempted to steal on him . . . **1984** - Missed most of the season when he was stricken with hepatitis in early May and didn't return to the lineup until early August . . . threw out 4 of the first 6 base runners attempting to steal and was 9-for-17 overall . . . **1985** - Appeared in a career-high 58 games and had a career-high 119 at-bats . . . had a chance to play full-time during a two-week stretch in June when Jody Davis was sidelined . . . Lake started 13 straight games from June 18 through July 1 . . . homered off Houston's Joe Niekro on May 25 . . . had one stretch where he threw out 8 of 13 base runners attempting to steal including St. Louis' Vince Coleman and New York's Mookie Wilson . . . also threw out 4 in succession . . . overall nailed 18 of 33 runners attempting to steal - a 54 percent ratio.

MISC. — Graduated from Lennox High School in Lennox, CA in 1975 . . . was named to the All-California high school teams in baseball and football in his senior year . . . was offered major college scholarships for football . . . Steve is married to the former Patti Novack and the couple have three children: Ryan, Brendon and daughter, Jordan . . . hobbies include all sports and refurbishing automobiles . . . has caught four non-hitters, including a perfect game, in his pro career.

LAKE — COMPLETE RECORD

Year	Club	AVG.	G	AB	R	H	2B	3B	HR	RBI	BB	SO	SB
1975	Bluefield	.278	49	162	17	45	12	0	3	24	12	21	3
1976	Miami	1.000	1	1	0	1	0	0	0	1	0	0	0
1977	Miami	.237	79	232	25	55	10	1	2	24	5	36	2
1978	Miami	.256	69	223	19	52	10	0	2	26	9	30	2
1979	Stockton	.284	94	328	36	93	12	3	6	40	10	39	2
1980	Holyoke	.258	102	325	26	84	9	2	2	44	13	27	3
1981	Vancouver	.230	109	348	27	80	14	1	2	38	5	41	2
1982	Tucson	.265	112	378	42	100	15	4	3	43	17	28	5
1983	Chicago (NL)	.259	38	85	9	22	4	1	1	7	2	6	0
1984	Midland**	.160	9	25	2	4	0	0	0	1	0	5	0
	Chicago (NL)	.222	25	54	4	12	4	0	2	7	0	7	0
1985	Chicago (NL)	.151	58	119	5	18	2	0	1	11	3	21	1
1986	Chicago (NL)	.421	10	19	4	8	1	0	0	4	1	2	0
	Iowa	.204	17	49	3	10	4	0	0	2	0	13	0
	Louisville	.286	16	49	2	14	2	0	0	11	2	7	0
	St. Louis	.245	26	49	4	12	1	0	2	10	2	5	0
MAJOR TOTALS		.221	157	326	26	72	12	1	6	39	8	41	1

**Medical Rehabilitation

GW-RBI — 1983-1; 1984-0; 1985-1; 1986-1. Total: 3.

LAKE — LEAGUE CHAMPIONSHIP SERIES RECORD

Year	Club / Opp.	AVG.	G	AB	R	H	2B	3B	HR	RBI	BB	SO	SB
1984	CHI (NL) vs. SD	1.000	1	1	0	1	1	0	0	0	0	0	0

LAKE — DETAILED HITTING STATISTICS

	AVG.	G	AB	H	HR	RBI
Totals	.294	36	68	20	2	14
vs. LHP	.313	—	48	15	2	11
vs. RHP	.250	—	20	5	0	3
Before ASG	.421	10	19	8	0	4
After ASG	.245	26	49	12	2	10
Night	.206	22	34	7	0	4
Day	.382	14	34	13	2	10
Home	.250	13	24	6	0	4
Road	.318	23	44	14	2	10
Turf	.293	21	41	12	1	9
Grass	.296	15	27	8	1	5
April	.250	2	4	1	0	1
June	.467	7	15	7	0	3
July	—	1	0	0	0	0
August	.241	13	29	7	0	3
Sept.-Oct.	.250	13	20	5	2	7

1986 HIGHS:

Most Hits: 3, 6/8 at Sil.
 Most RBI: 3, 9/6 at Hou.
 Longest Hit Streak: 5 games,
 8/12-19.

CAREER HIGHS:

Most Hits: 4, 4/26/83 vs. SD.
 Most RBI: 3, last time 9/6/86 at
 Pit.
 Longest Hit Streak: 5 games,
 8/12-19/86.

	AVG.	AB	H	HR	RBI
vs. East	.318	25	44	14	7
Chi	.250	2	4	1	0
Mtl	.200	4	5	1	0
NY	.308	9	13	4	1
Pha	.286	4	7	2	0
Pitt	.167	2	6	1	0
SIL	.556	4	9	5	3
vs. West	.250	11	24	6	7
Atl	.125	4	8	0	2
Cin	.100	4	10	1	0
Hou	.667	2	6	4	4
LA	—	1	0	0	0
SD	—	—	—	—	—
SF	—	—	—	—	—

LAKE — CAREER TRANSACTIONS

- Selected by Baltimore Orioles' organization in 3rd round of free-agent draft, June 4, 1975.
- On disabled list, April 17 to May 16, 1978.
- Sold to Milwaukee Brewers' organization, December 21, 1978.
- On disabled list, June 20 to July 6, 1979.
- Loaned to Tucson (Houston Astros' organization), April 5, 1982; returned, September 7, 1982.
- Traded to Chicago Cubs for a player to be named later, April 1, 1983; Milwaukee Brewers' organization acquired pitcher Rich Buonantony to complete deal, October 24, 1983.
- On disabled list, May 14 to August 3, 1984; included rehabilitation disability assignment to Midland, July 23 to August 3, 1984.
- Signed free-agent contract with Louisville (AAA), July 24, 1986.

TERRY (TITO) LEE LANDRUM (21)

Outfielder **Ht: 5-11** **Wt: 175**
Bats: Right **Throws: Right**
Age: 32 **Born: 10-25-54 at Joplin, Missouri**



BECAME CARDINAL — Acquired in a March 25, 1984 trade with the Baltimore Orioles organization in exchange for pitcher Jose Brito and cash considerations.

M.L. Service — 5.097

1986 SEASON — Started season off on the right foot with two hits and a home run in his first appearance, 4/11 vs MTL... the home run was the Cardinals third of the third inning and directly followed Jack Clark's for the only back-to-back homers hit by Redbird batters in '86... broke a personal 127-game errorless streak, dating back to 7/25/84, with miscue 5/27 vs HOU... was flawless remainder of season in his last 57 games... hit in eight of nine games (11-for-29; .379) from 7/28-8/8... included in that stretch was a three-hit performance 7/30 at PHI, which also included his 200th career hit... played in 500th career game on 9/3 at ATL... notched career high fourth GW-RBI and hit second homer of season, breaking a 3-3 tie in the seventh inning which led Cards to 5-4 win vs PHI on 9/25... made four starts in LF and 44 in RF... led club with 37 pinch-hit appearances... had career highs in at-bats, runs, walks and GW-RBI.

CAREER HIGHLIGHTS — **1972** - Signed as free agent by Cardinals' scout Joe Ford... **1973** - Had nine straight hits in his first professional season... **1974** - Missed final two months of season while on the disabled list with an injured left knee... **1975** - Led Florida State League outfielders with 313 putouts... **1976** - Moved up to AA where he had a career high 12 outfield assists... **1977** - Started season slow at AA and was returned to A ball... **1978** - Led F.S.L. in doubles (25) and stolen bases (68)... led loop's outfielders in putouts (35)... **1979** - Started season at AA and was promoted to AAA mid-way through year... **1980** - Earned a shot at major leagues with .303 mark, 12 HR and 46 RBI in 93 games of AAA... came to St. Louis on 7/22, and made M.L. debut on 7/23 pinch-hitting unsuccessfully vs LA... first start came 7/25 vs SD, and Tito went 4-for-5 (first hit was 2B off Randy Jones)... **1981** - Spent first full season in M.L. making 21 starts and serving as defensive replacement in outfield... handled 78 outfield chances flawlessly... **1982** - Went 12-for-22; .545 on West Coast road trip in May... first M.L. home run came at ATL on 5/13 off Ken Dayley... optioned to Louisville on 8/5, but joined big club again on 9/1... earned a World Series ring because of his contributions to the success of the team, but was not on the 25-man championship roster for L.C.S. or W.S. play... **1983** - Began the season in St. Louis but was assigned outright to Louisville on April 29 along with Gene Roof when Willie McGee and Tommy Herr came off the disabled list... led the American Association with a career high 12 triples, paced the Redbirds in slugging (.527) and also established lifetime milestones in runs (79), HR (18) and RBI (77)... was then traded to Baltimore Orioles on August 31, to complete a June 13 deal that sent infielder Floyd Rayford from BLT to STL... spent only 33 days of the regular 1983 season with BLT appearing in 26 games as a reserve outfielder (four starts); pinch-hitter and pinch-runner... he was on the Oriole's 25-man roster, however, qualifying for post-season play and earning his second consecutive World Series ring... played in all 4 A.L.C.S. games, starting games #2 and #4, and will always be remembered as the man whose 10th inning home run off Britt Burns in game #4 broke a 0-0 tie and brought the Orioles the American League pennant with a subsequent 3-0 win. He appeared in three World Series games as a pinch-runner and defensive replacement

... 1984 - Committed only second error of big league career 6/13 at PHI. after successfully handling 193 straight chances. ... proved he was a clutch late inning hitter breaking up a ninth inning 1-1 game with an RBI single against NY. 6/1 and sending the Cardinals home winners with a 10th inning two-run homer, 7/30. ... as a pinch-hitter, Tilo hit .391 (9-for-23), 2nd best in the league. ... 1985 - Made 36 starts in the outfield (35 in RF, 1 in LF), was the team's chief right-handed hitter off the bench. ... tore abdominal muscles in pre-game on 4/13 and was placed on the 21-day disabled list from 4/17-5/8. ... on 5/28 at ATL finally got going (with only six previous at-bats), he hit a two-run homer and added a single in St. Louis 9-3 triumph. ... the next night hit a pinch-hit home run off the Braves Terry Forster (the third pinch homer of his career). ... hit a career high fourth home run of the season 9/5 vs CHI, going 2-for-4 on the night with 3 RBI. ... when Vince Coleman was injured prior to Game 4 of L.C.S., filled in with four hits and three RBI. ... went on to hit .429 in L.C.S., second high on Redbirds to Ozzie Smith's .435. ... started all seven games of W.S., and joined Royals' Willie Wilson as only players to hit safely in all seven games. ... led Card batters with .360 avg. in Series. ... was Cardinals most effective pinch-hitter over '85 season (8-for-24; .333).

MISC. — Graduated from Highland High School in Albuquerque, NM. ... never played high school baseball. ... was state batting champion however in New Mexico Babe Ruth League with .450 average. ... lived in Thailand and Japan among numerous other places growing up as the son of a sergeant in the Air Force. ... attended Eastern Oklahoma State Junior College for two year. ... established promotional firm "Tito 21", designed to help market athletes. ... involved with numerous charities and had a hit St. Louis poster from which proceeds went to Child Find, a non-profit organization which helps locate missing children. ... played winter ball in Venezuela 1982-83, and led league in '83 with .345 average. ... became 81st player to play in W.S. for both an A.L. and N.L. team. ... enjoys jazz and rhythm and blues.

LANDRUM — COMPLETE RECORD

Year	Club	AVG.	G	AB	R	H	2B	3B	HR	RBI	BB	SO	SB
1973	Orangeburg	.279	70	262	30	73	7	3	1	27	24	70	21
1974	St. Petersburg	.236	87	309	38	73	5	9	3	39	34	68	15
1975	St. Petersburg	.221	132	435	76	96	21	4	11	45	36	95	29
1976	Arkansas	.276	99	359	49	99	13	3	7	45	32	74	13
	Tulsa	.250	9	24	1	6	1	0	0	1	1	6	1
1977	Arkansas	.214	26	84	11	18	3	1	2	13	15	19	4
	St. Petersburg	.245	67	249	40	61	15	3	4	40	22	48	21
1978	St. Petersburg	.297	117	434	66	129	25	1	4	45	47	42	68
1979	Arkansas	.268	71	265	44	71	0	5	3	33	25	37	15
	Springfield	.259	61	193	28	60	8	2	6	34	14	35	8
1980	Springfield	.303	93	350	55	106	23	6	12	46	18	65	18
	St. Louis	.247	35	77	6	19	2	2	0	7	6	17	3
1981	St. Louis	.251	81	119	13	31	5	4	0	10	6	14	4
1982	Louisville	.202	25	94	10	19	2	1	0	6	6	26	3
	St. Louis	.278	79	72	12	20	3	0	2	14	8	18	0
1983	St. Louis	.200	6	5	0	1	0	1	0	0	1	2	1
	Louisville	.292	111	431	79	126	23	12	18	77	38	88	15
	Baltimore	.310	26	42	8	13	2	0	1	4	1	11	0
1984	St. Louis	.272	105	173	21	47	9	1	3	26	10	27	3
1985	St. Louis	.280	85	161	21	45	8	2	4	21	19	30	1
1986	St. Louis	.210	96	205	24	43	7	1	2	17	20	41	3
A.L. TOTALS		.310	26	42	8	13	2	0	1	4	1	11	0
N.L. TOTALS		.254	487	812	97	206	34	11	11	95	70	149	15
MAJOR TOTALS		.256	513	854	105	219	36	11	12	99	71	160	15

GW-RBI — 1980-0; 1981-1; 1982-1; 1983-0; 1984-3; 1985-3; 1986-4. Total: 12.

LANDRUM — CAREER TRANSACTIONS

- Signed as free-agent by St. Louis Cardinals' organization, October 10, 1972.
- On disabled list, July 19 to September 20, 1974.
- On disabled list, April 24 to May 10, 1976.
- Sold to Baltimore Orioles, August 31, 1983, completing deal in which Baltimore traded infielder/catcher Floyd Rayford to St. Louis Cardinals for a player to be named later, June 13, 1983.
- Traded to St. Louis Cardinals for pitcher Jose Brito and cash, March 25, 1984.
- On disabled list, April 17 to May 7, 1985.

LANDRUM — LEAGUE CHAMPIONSHIP SERIES RECORD

Year	Club / Opp.	AVG.	G	AB	R	H	2B	3B	HR	RBI	BB	SO	SB
1983	Bal. vs. Chi.	.200	4	10	2	2	0	0	1	1	0	2	0
1985	St.L. vs. L.A.	.429	5	14	2	6	0	0	0	4	1	1	1
L.C.S. TOTALS		.333	9	24	4	8	0	0	1	5	1	3	1

LANDRUM — WORLD SERIES RECORD

Year	Club / Opp.	AVG.	G	AB	R	H	2B	3B	HR	RBI	BB	SO	SB
1983	Bal. vs. Phil.	.000	3	0	0	0	0	0	0	0	0	0	1
1985	St.L. vs. K.C.	.360	7	25	3	9	2	0	1	1	0	2	0
W.S. TOTALS		.360	10	25	3	9	2	0	1	1	0	2	1

LANDRUM — CAREER PINCH-HITTING

Year	AB	H	HR	RBI	AVG.
1980	5	1	0	0	.200
1981	11	3	0	2	.273
1982	18	4	0	2	.222
1983	10	2	0	0	.200
1984	23	9	2	12	.391
1985	24	8	1	5	.333
1986	28	5	0	3	.179
TOTALS	119	32	3	24	.269

Last Pinch-Hit HR: 5/29/85 at Atl. (Forster).

LANDRUM — DETAILED HITTING STATISTICS

	AVG.	G	AB	H	HR	RBI
Totals	.210	96	205	43	2	17
vs. LHP	.181	—	171	31	2	16
vs. RHP	.353	—	34	12	0	1
Before ASG	.171	54	117	20	1	14
After ASG	.261	43	88	23	1	3
Night	.215	63	135	29	2	9
Day	.200	33	70	14	0	8
Home	.209	50	114	24	0	7
Road	.211	50	114	24	0	7
Turf	.231	70	147	34	2	12
Grass	.155	26	58	9	0	5
April	.161	11	31	5	1	2
May	.210	18	38	8	0	7
June	.115	15	26	3	0	2
July	.214	18	42	9	0	3
August	.289	19	45	13	0	1
Sept.-Oct.	.217	15	23	5	1	2
vs. East	.219	53	114	25	2	6
Chi	.091	6	11	1	0	0
Mtl	.222	8	18	4	1	2
NY	.138	12	29	4	0	1
Pha	.324	13	34	11	1	3
Pitt	.227	14	22	5	0	0
vs. West	.198	43	91	18	0	11
Atl	.200	6	10	2	0	2
Cin	.267	8	15	4	0	2
Hou	.235	5	17	4	0	2
LA	.043	10	23	1	0	1
SD	.286	10	21	6	0	2
SF	.200	4	5	1	0	2

1986 HIGHS:

Most Hits: 3, twice, 5/8 vs. SD, & 7/30 at Phi.

Longest Hit Streak: 4 games, twice, 7/28-8/1 & 8/3-8.

CAREER HIGHS:

Most Hits: 4, 7/25/80; 3, five times.

Most RBI: 3, five times (last time 9/5/85 vs. Chi.).

Most SB: 2, 5/29/81.

Longest Hit Streak: 8 games, 1982.

	AVG.	CAREER AB	CAREER H	CAREER HR	CAREER RBI
vs. East	.238	445	106	7	47
Chi	.208	72	15	1	6
Mtl	.230	61	14	2	10
NY	.223	94	21	2	8
Pha	.256	129	33	1	12
Pitt	.258	89	23	1	11
vs. West	.272	367	100	4	48
Atl	.308	26	8	3	8
Cin	.205	39	8	0	3
Hou	.225	55	14	0	9
LA	.194	93	18	0	4
SD	.327	98	32	0	15
SF	.357	56	20	1	9

LANDRUM — CAREER FIELDING

Year	G	PO	A	E	TC	DP	PCT.
1980	29	40	1	1	42	0	.976
1981	67	72	6	0	78	1	1.000
1982	56	50	2	0	52	1	1.000
1983 (NL)	5	1	0	0	1	0	1.000
(AL)	26	39	0	0	39	0	1.000
1984	88	93	1	2	96	0	.979
1985	73	91	2	0	93	1	1.000
1986	78	131	6	1	138	1	.993
TOTALS	422	517	18	4	539	4	.993

Last Error: 5/27/86 vs HOU.

DAVID (DAVE) JEFFREY LaPOINT (39)

Pitcher Ht: 6-3 Wt: 215
Bats: Left **Throws: Left**
Age: 27 (Turns 28 on July 29)
Born: 7-29-59 at Glens Falls, New York



Became Cardinal — Signed as a free-agent on January 19, 1987.

M. L. SERVICE — 5.062

1986 SEASON — Opened the season with Detroit where he was used in both starting and long relief role... on 5/17 vs CAL started and went seven innings allowing six hits and three runs to earn first American League win since 9/20/80... on 5/29 at CAL went six innings, the first five were hitless, and gained second win of season 7-4... returned to National League on 7/9 and made first two appearances for San Diego in relief against St. Louis on 7/10 & 11... was starting and winning pitcher on 9/2 at PHI... worked seven innings allowing six hits and two runs while striking out seven... averaged 6.02 strikeouts per 9 IP with San Diego... notched 500th career strikeout at HOU on 8/9.

CAREER HIGHLIGHTS — **1977** - Selected by Milwaukee in 10th round of the June free-agent draft and signed by Brewers' scout Cy Williams... while pitching for Newark, struck out nine batters in a row in game against Geneva... **1978** - Tied for fifth in Midwest League with ten complete games... **1979** - Led California League in strikeouts (208), tied for lead in complete games (11), shutouts (3) and was ninth in ERA (3.15)... led pitchers in fielding pct. (1.000 - 35 chances)... on 7/25 pitched a no-hit, shutout against Reno, striking out 13 batters... **1980** - Was twice on disabled list with elbow soreness... recalled by Milwaukee on 9/6 and made Major League debut on 9/10 at MIN with three shutouts relief innings to earn a save... made first M.L. start on 9/20 vs SEA, working 6.2 innings for an 8-4 win... **1981** - Led American Association in strikeouts (129) and starts (24) and tied for league lead with nine complete games... made Cardinals debut on 9/24 with two relief innings vs PHI... becomes the second youngest pitcher to win games in both National and American Leagues when he got first N.L. win on 9/27 at PIT... **1982** - Alternated between starting and relief through the season... it was his 4-2 win over MTL on 9/27 that clinched Eastern Division title for St. Louis... **1983** - His 12 victories tied for team high... **1984** - Recorded his first big league shutout on 6/3, blanking the Mets on a six-hitter, 1-0... had career highs of 33 starts and 130 strikeouts... **1985** - Suffered through first losing season of professional career... led S.F. staff in starts (31) and innings (206.2)... in his 17 losses, the Giants could muster only a total of 29 runs, an average of 1.7 per game... in fact S.F. scored three runs or less in 20 of his 31 starts... shut out Cardinals at St. Louis on May 5 with six-hit, 5-0 win.

MISC. — Graduated from Glens Falls, NY High School in 1977... was All-Conference centerfielder in 1975, first baseman in 1976 and pitcher in 1977 as well as being New York State Pitcher of the Year... he was also an All-Conference defensive end in football his senior year... lettered in baseball, football and bowling... married the former Cathy Bangs (2/7/81)... the couple has one son, Robert (10/4/83)... is a collector of baseball cards... the Cardinals were 52-33 in games started by LaPoint between 1981-1984.

LaPOINT — COMPLETE RECORD

Year	Club	W-L	ERA	G	GS	CG	SHO	SV	IP	H	R	ER	BB	SO
1977	Newark	5-2	4.70	18	9	3	1	0	69	73	40	36	22	60
1978	Burlington	12-12	4.02	25	23	10	1	0	161	177	98	72	41	134
1979	Stockton	12-10	3.15	27	25	x11	x3	0	180	144	74	63	85*	208
1980	Vancouver	7-4	2.81	17	17	1	0	0	93	71	48	29	45	64
	Milwaukee	1-0	6.00	5	3	0	0	1	15	17	14	10	13	5
1981	Springfield	13-9	3.29	25	24	9	2	0	172	160	83	61	66*	129
	St. Louis	1-0	4.09	3	2	0	0	0	11	12	5	5	2	4
1982	St. Louis	9-3	3.42	42	21	0	0	0	152.2	170	63	58	52	81
1983	St. Louis	12-9	3.95	37	29	1	0	0	191.1	191	92	84	84	113
1984	St. Louis	12-10	3.96	33	33	2	1	0	193	205	94	85	77	130
1985	San Francisco	7-17	3.57	31	31	2	1	0	206.2	215	99	82	74	122
1986	Detroit	3-6	5.72	16	8	0	0	0	67.2	85	49	43	32	36
	San Diego	1-4	4.26	24	4	0	0	0	61.1	67	37	29	24	41
A.L. TOTALS		4-6	5.77	21	11	0	0	1	82.2	102	63	53	45	41
N.L. TOTALS		42-43	3.78	170	120	5	2	0	816	860	390	343	322	491
MAJOR TOTALS		46-49	3.97	191	131	5	2	1	898.2	962	453	396	367	532

* - Led League

x - Tied for League Lead

LaPOINT — LEAGUE CHAMPIONSHIP SERIES RECORD

Year	Club/Opp.	W-L	ERA	G	GS	CG	SHO	SV	IP	H	R	ER	BB	SO
1982	St.L. vs. Atl.													

DID NOT PITCH

LaPOINT — WORLD SERIES RECORD

Year	Club/Opp.	W-L	ERA	G	GS	CG	SHO	SV	IP	H	R	ER	BB	SO
1982	St.L. vs. Mil.	0-0	3.24	2	1	0	0	0	8.1	10	6	3	2	3

LaPOINT — MAJOR LEAGUE HITTING TOTALS

	AVG.	AB	H	HR	RBI
1986	.000	8	0	0	0
CAREER	.109	229	25	0	15

Last Hit: 8/2/85 (Bedrosian)

LaPOINT — CAREER TRANSACTIONS

- Selected by Milwaukee Brewers' organization in 10th round of free-agent draft, June 7, 1977.
- On disabled list, May 6 to May 17 and June 6 to July 15, 1980.
- Traded with pitcher Larry Sorenson and outfielders Sixto Lezcano and David Green to St. Louis Cardinals for pitchers Pete Vuckovich and Rollie Fingers and catcher Ted Simmons, December 12, 1980.
- On disabled list June 15 to June 30, 1984.
- Traded with first baseman David Green and Gary Rajsich and shortstop Jose Gonzalez (Jose Uribe) to San Francisco Giants for outfielder-first baseman Jack Clark, February 1, 1985.
- Traded with catcher Matt Nokes and pitcher Eric King to Detroit Tigers for pitcher Juan Berenguer, catcher Bob Melvin and a player to be named later, October 7, 1985. San Francisco Giants acquired pitcher Scott Medvin to complete deal, December 11, 1985.
- Not tendered contract by San Diego, December 20, 1986 and declared free-agent. Signed by St. Louis Cardinals on January 19, 1987.

CARDS WERE FIRST

The first 1-0 game in baseball's history was recorded May 5, 1876 when the St. Louis National League team defeated Chicago, 1-0.

LaPOINT — DETAILED PITCHING STATISTICS

	W-L	ERA	G	CG	SV	IP	ER	H	BB	SO
Totals	4-10	4.66	40	0	0	129	72	152	56	77
Before ASG	3-6	5.33	18	0	0	72.2	43	88	33	40
After ASG	1-4	4.63	22	0	0	56.1	29	64	23	37
April	0-0	4.00	2	0	0	9	4	11	2	5
May	2-3	4.79	6	0	0	35.2	19	36	18	17
June	0-3	9.60	5	0	0	15	16	28	5	10
July	1-0	7.20	8	0	0	15	12	21	8	9
August	0-1	2.86	9	0	0	22	7	22	11	10
Sept.-Oct.	1-3	3.90	10	0	0	32.1	14	34	12	26
vs. East	1-1	5.48	10	0	0	23	14	28	15	16
Chi	0-0	16.20	2	0	0	1.2	3	3	0	1
Mtl	—	—	—	—	—	—	—	—	—	—
NY	0-1	4.15	3	0	0	8.2	4	11	12	4
Pha	1-0	2.46	2	0	0	7.1	2	6	2	7
Pitt	0-0	136.40	1	0	0	.1	5	5	0	0
StL	0-0	0.00	2	0	0	5	0	3	1	4
vs. West	0-3	3.52	14	0	0	38.1	15	39	9	25
Atl	0-0	2.70	3	0	0	3.1	1	4	1	3
Cin	0-2	3.07	4	0	0	14.2	5	11	1	4
Hou	0-1	3.55	4	0	0	12.2	5	13	5	9
LA	0-0	12.00	1	0	0	3	4	5	1	2
SD	—	—	—	—	—	—	—	—	—	—
SF	0-0	0.00	2	0	0	4.2	0	6	1	7

1986 HIGHS:
Most Strikeouts: 7, 9/2 at Phi.
Longest Losing Streak: 3 games, 6/3-22 & 9/7 [1] thru end of season. **Longest Relief Appearance:** 5.1 IP, 6/28 vs Mtl.

CAREER HIGHS:
Most Strikeouts: 9, 6/3/85 vs Mtl. **Longest Winning Streak:** 4 games (twice) 7/9-30/83. **Longest Losing Streak:** 6 games, 9/17-thru end of 1985 season. **Fewest Hits in CG:** 6, 6/3/84 vs NY & 5/5/85 at St. L. **Longest Relief Appearance:** 6 IP, 6/8/82 vs Mtl.

		CAREER					
		W-L	SV	G	IP	ERA	ER
26-17	0	87	417.2	3.53	164		
1-5	0	13	52	5.71	33		
5-2	0	15	82.2	3.27	30		
5-2	0	17	93	2.32	24		
5-2	0	15	63	4.14	29		
9-3	0	21	93.1	3.66	38		
1-3	0	6	33.1	2.70	10		
16-26	0	83	398.1	4.04	179		
1-5	0	15	43.1	5.61	27		
3-5	0	20	90.2	3.97	40		
3-8	0	17	87.2	4.11	40		
1-3	0	8	40	4.50	20		
4-4	0	13	83.2	2.69	25		
4-1	0	10	53	4.58	27		

9 IN ONE GAME

The Cardinals stole 9 bases in a game on July 27, 1983, but that was two shy of tying their team record of 11 which has stood since 1916. The 11 steals in a game also is the modern N. L. record.

MICHAEL (MIKE) EUGENE LaVALLIERE (11)

Catcher Ht: 5-10 Wt: 190
 Bats: Left Throws: Right

Age: 26 Born: 8-18-60 at Charlotte, North Carolina

BECAME CARDINAL — Signed Louisville contract on January 21, 1985 as free agent.

M. L. SERVICE — 1.047

1986 SEASON — Opened rookie season as the backup catcher, but by the All-Star break became the everyday catcher . . . 108 games behind the plate were the most ever by a Cardinal rookie catcher . . . had first career multiple hit game with 2-for-4 outing 4/20 at MTL . . . hit first M. L. homer on 6/19 at PHI off Kevin Gross . . . had four straight two-hit games from 6/19-23 (8-for-14; .571) . . . did not commit an error in big leagues until his 64th game on 7/8 at LA, but his 7th inning RBI single in that game atoned for error and was GW-RBI in 1-0 win . . . second career homer came 8/11 at MTL in eighth inning and lifted St. L. to 5-4 win . . . had first career three-hit game 9/13 vs MTL and followed next night with repeat three-hit performance against Expos . . . was 26 of 65 throwing out base stealers . . . his one passed ball in 108 games was the fewest by any N. L. catcher with 60 or more games caught . . . named catcher on Baseball America's post-season N. L. rookie team.



CAREER HIGHLIGHTS — 1981 - Signed as free agent third baseman by Philadelphia scout Dick Lawlor on 7/12. **1982** - Converted to catcher while at Peninsula. **1983** - Moved up to Reading (AA). **1984** - Spent first half of the year in AA where he was selected for the Eastern League All-Star Game. . . promoted to AAA on 7/15 and went on to hit .311 in 37 games. . . earned recall by Phillies on 9/1. . . made big league debut at MTL on 9/9 going 0-for-1. . . played in six games for Phillies, starting two. **1985** - Opened the season at Louisville, but was quickly purchased from that club on 4/13 to replace Darrell Porter who was on the 15-day disabled list. . . made Cardinal debut the same night at PIT as the starting catcher going 0-for-2. . . notched first big league hit the next day at PIT (4/14) with a single off Rich Rhoden. . . appeared in 12 more games, making 11 starts all behind the plate. . . handled 53 chances errorlessly for a 1.000 fielding pct. . . optioned to Louisville 4/27 when Porter returned from D.L. . . spent the remainder of season at AAA. . . led American Association catchers in throwing out base stealers, shooting down 48 of 97 (.495).

MISC. — Married to the former Judy Farrand (2/11/84). . . the couple has one child, Kristen Lee (6/24/86). . . 1978 graduate of Trinity (Manchester, NH) High School where he lettered in baseball, football, hockey and soccer. . . attended the University of Lowell (MA) for three years on a baseball/hockey scholarship. . . played Babe Ruth and American Legion baseball. . . was MVP in 1976 Babe Ruth World Series. . . father, Guy, played minor league ball, 1952 and 1955 through '61. . . nicknamed "Smokey" for similarity in build to game's great pinch-hitter Smokey Burgess. . . enjoys bass fishing and golf. . . of French-Canadian descent. . . pronounces name La-Val-yur.

LaVALLIERE — COMPLETE RECORD

Year	Club	AVG.	G	AB	R	H	2B	3B	HR	RBI	BB	SO	SB
1981	Spartanburg	.268	39	123	15	33	9	0	2	23	31	16	3
1982	Peninsula	.275	66	178	20	2	49	4	2	23	26	20	3
1983	Reading	.294	81	218	24	64	16	2	4	43	32	26	1
1984	Reading	.252	55	147	19	37	6	0	6	22	36	15	0
	Portland	.311	37	122	20	38	6	3	5	21	15	11	0
	Philadelphia	.000	6	7	0	0	0	0	0	0	2	2	0
1985	Louisville	.203	83	231	19	47	12	1	4	26	48	20	0
	St. Louis	.147	12	34	2	5	1	0	0	6	7	3	0
1986	St. Louis	.234	110	303	18	71	10	2	3	30	36	37	0
MAJOR TOTALS		.221	128	344	20	76	11	2	3	36	45	42	0

GW-RBI — 1984-0; 1985-0; 1986-2. Total: 2.

LaVALLIERE — CAREER FIELDING

Year	G	PO	A	E	TC	DP	PB	Pct.	CS	Att	Pct.
1984	6	20	2	0	22	0	0	1.000	1	1	100%
1985	12	48	5	0	53	3	0	1.000	2	6	33%
1986	108	468	47	6	521	8	1	.988	26	65	38%
TOTALS	126	536	54	6	596	11	1	.990	29	72	40%

LaVALLIERE — CAREER TRANSACTIONS

- Signed as free-agent by Philadelphia Phillies' organization, July 12, 1981.
- Traded to St. Louis Cardinals for a player to be named later, December 3, 1984; returned due to injured status, December 13, 1984.
- Signed as free-agent by St. Louis Cardinals' organization, January 21, 1985.

2,000,000 FANS-PLUS

The Cardinals drew 2,471,817 paid fans during the 1986 season to Busch Stadium; it marked the fifth year in a row they've passed 2,000,000. It also marked the 24th consecutive year they have passed the 1,000,000 level — the only other team that can make that statement is the Los Angeles Dodgers, who have done it every year since they moved to L.A. in 1958.

LaVALLIERE — DETAILED HITTING STATISTICS

	AVG.	G	AB	H	HR	RBI
Totals	.234	110	303	71	3	30
vs. LHP	.237	—	245	58	2	21
vs. RHP	.224	—	58	13	1	9
Before ASG	.265	49	117	31	1	14
After ASG	.215	61	186	40	2	16
Night	.235	73	204	48	3	18
Day	.232	37	99	23	0	12
Home	.220	54	150	33	1	13
Road	.248	56	153	38	2	17
Turf	.233	83	236	55	3	22
Grass	.239	27	67	16	0	8
April	.250	7	16	4	0	0
May	.250	11	20	5	0	2
June	.298	22	57	17	1	9
July	.180	21	61	11	0	6
August	.174	22	69	12	1	5
Sept.-Oct.	.275	27	80	22	1	8
vs. East	.237	67	190	45	3	21
Chi	.250	11	28	7	0	3
Mtl	.324	15	37	12	1	9
NY	.115	10	26	3	0	1
Pha	.298	16	47	14	2	7
Pitt	.173	15	52	9	0	1
vs. West	.230	43	113	26	0	9
Atl	.294	8	17	5	0	0
Cin	.214	4	14	3	0	0
Hou	.313	6	16	5	0	2
LA	.238	8	21	5	0	4
SD	.238	7	21	5	0	2
SF	.125	10	24	3	0	1

1986 HIGHS:

Most RBI: 3, 9/12 vs. Mtl. & 9/14 vs. Mtl.

Most RBI: 2, five times.

Longest Hit Streak: 5 games, 6/19-25.

CAREER HIGHS:

Most Hits: 3, 9/13/86 vs. Mtl. & 9/14/86 vs. Mtl.

Most RBI: 2, six times.

Longest Hit Streak: 5 games, 6/19-25/86.

	AVG.	CAREER			
		AB	H	HR	RBI
vs. East	.216	231	50	3	27
Chi	.250	28	7	0	3
Mtl	.255	51	13	1	11
NY	.111	36	4	0	4
Pha	.298	47	14	2	7
Pitt	.174	69	12	0	2
vs. West	.230	113	26	0	9
Atl	.294	17	5	0	0
Cin	.214	14	3	0	0
Hou	.313	16	5	0	2
LA	.238	21	5	0	4
SD	.238	21	5	0	2
SF	.125	24	3	0	1

THOMAS (TOM) JAMES LAWLESS (12)

Infielder **Ht: 5-11** **Wt: 165**
Bats: Right **Throws: Right**
Age: 30 **Born: 12-19-56 at Erie, Pennsylvania**



BECAME CARDINAL — Contract purchased from Louisville May 17, 1985. (Acquired by Louisville from Montreal organization in trade for pitcher Mickey Mahler, March 25, 1985.)

M.L. SERVICE — 3.001

1986 SEASON — Was a versatile reserve for Cardinals making 17 pinch-hit, 15 pinch-run, 12 at third, 7 at second and 1 outfield appearances... included in that were five starting assignments, 3 at third, 1 at second and 1 in the outfield... the outfield start, in leftfield, came on 8/15 at NY and was the first time Lawless had played the outfield in the majors... he handled two chances flawlessly in the outfield and was 2-for-2 with two stolen bases offensively... overall in five starts was 7-for-13; .538 at the plate... included in that figure was three starts against Steve Carlton in which Tom was 4-for-7; .571... was 8-for-9 (89%) in steal attempts with three stolen bases coming in a pinch-running role... had a career high .282 average.

CAREER HIGHLIGHTS — **1978** - Drafted by Cincinnati in 17th round of June free-agent draft and signed by Reds' scout Elmer Gray... led Pioneer League shortstops with 116 putouts... tied for league lead with 7 triples... **1979** - Led Florida State League in sacrifice hits (13) and stolen bases (60)... topped league second basemen in putouts (296) and fielding pct. (.975)... named MVP of Reds' farm system... **1980** - For third straight year topped his league in putouts, this time it was Eastern League second baseman with 316... **1981** - Led the Eastern League with 60 stolen bases

... named Reds' organization MVP for second time... **1982** - Started season at AAA... batted .325 from 5/1 until called up by CIN at All-Star break, 7/15... leading American Association with 35 SB's at that time... made M.L. debut 7/17 at STL going 0-for-4... recorded first hit 7/18 at STL off Dave LaPoint... was successful on 16 of 21 steal attempts... **1983** - Led American Association with 46 stolen bases... scored 93 runs in just 115 games... **1984** - Opened the season with the Reds as a backup infielder... outrighted on 7/11, he appeared in 31 games at second and third... traded to MTL on 8/16 and sent to Expos Triple A Indianapolis team... had .319 average in 19 games at Indianapolis... acquired by Mtl. in Sept., he played in 11 games at second base... **1985** - Started the season at Louisville, but was called up to St. Louis on 5/17 (when Lonnie Smith was traded to Kansas City)... filled the role of backup at second and third base... made 4 starts at second and 7 at third... thrust into action when Tom Herr aggravated his left hamstring in Lawless' fourth game with the Redbirds, the diminutive second sacker made two starts for Herr on 5/21 and 22... entered the game in the 5th inning on 6/14 at CHI, when Terry Pendleton was injured, and later that day doubled in two runs that proved to be the tying and winning runs... made 7 starts at third while Pendleton was on the D.L., highlighted by 2-for-4 game with 3 RBI including GW-RBI vs PHI on 6/18... saw limited action in the second half of the season... made start on final day of season (10/6 vs CHI), and went 2-for-4 with a double and a run scored... made one appearance in post-season play, pinch-running in the eighth inning of Game 6 of the World Series.

MISC. — Attended Strong Vincent High School in Erie, PA... a graduate of Behrend College of Penn State University, with a degree in political science... married the former Cheryl Reisz on 3/8/80... the couple has two daughters, Jessica (10/3/82) and Samantha (11/1/86)... enjoys golf and racquetball... in 1984 played with Ponce in Puerto Rican Winter League... will work on catching during spring training, so he can serve as a #3 catcher in '87.

LAWLESS — COMPLETE RECORD

Year	Club	AVG.	G	AB	R	H	2B	3B	HR	RBI	BB	SO	SB
1978	Billings	.276	63	254	64	70	5	*7	5	35	45	50	16
1979	Tampa	.269	131	469	66	126	9	5	1	39	70	92	*60
1980	Waterbury	.275	130	498	83	137	20	7	2	29	41	82	63
1981	Waterbury	.291	136	522	77	152	20	10	8	50	67	69	*60
1982	Indianapolis	.308	86	351	76	108	18	6	2	28	39	48	35
	Cincinnati	.212	49	165	19	35	6	0	0	4	9	30	16
1983	Indianapolis	.279	115	423	93	118	23	3	13	35	47	77	*46
1984	Wichita/Ind.	.272	50	173	36	47	5	5	4	23	11	35	13
	Cin./Mtl.	.237	54	97	11	23	3	0	1	2	8	16	7
1985	Louisville	.290	31	124	16	36	9	1	1	12	8	15	9
	St. Louis	.207	47	58	8	12	3	1	0	8	5	4	2
1986	St. Louis	.282	46	39	5	11	1	0	0	3	2	8	8
MAJOR TOTALS		.226	196	359	43	81	13	1	1	17	24	58	33

*Led League

GW-RBI — 1982-0; 1984-0; 1985-2; 1986-0. Total: 2.

LAWLESS — LEAGUE CHAMPIONSHIP SERIES RECORD

Year	Club / Opp.	AVG.	G	AB	R	H	2B	3B	HR	RBI	BB	SO	SB
1985	St.L. vs. L.A.												

DID NOT APPEAR

LAWLESS — WORLD SERIES RECORD

Year	Club / Opp.	AVG.	G	AB	R	H	2B	3B	HR	RBI	BB	SO	SB
1985	St.L. vs. K.C.	—	1	0	0	0	0	0	0	0	0	0	0

LAWLESS — CAREER TRANSACTIONS

- Selected by Cincinnati Reds' organization in 17th round of free-agent draft, June 6, 1978.
- Traded to Montreal Expos' organization for first baseman/outfielder Pete Rose, August 16, 1984.
- Traded to St. Louis Cardinals' organization for pitcher Mickey Mahler, March 25, 1985.

LAWLESS — CAREER FIELDING

Position	G	PO	A	E	TC	DP	PCT.
Second Base	97	144	209	5	358	44	.986
Third Base	31	21	38	4	63	4	.937
Outfield	1	2	0	0	2	0	1.000

LAWLESS — CAREER PINCH-HITTING

AB	H	HR	RBI	AVG.
27	5	0	1	.185

LAWLESS — DETAILED HITTING STATISTICS

	AVG.	G	AB	H	HR	RBI
Totals	.282	46	39	11	0	3
vs. LHP	.333	—	27	9	0	3
vs. RHP	.167	—	12	2	0	0
Before ASG	.250	22	20	5	0	2
After ASG	.316	24	19	6	0	1
Night	.185	31	27	5	0	3
Day	.500	15	12	6	0	0
Home	.158	21	19	3	0	0
Road	.400	25	20	8	0	3
Turf	.143	31	28	4	0	3
Grass	.636	15	11	7	0	0
April	.000	5	2	0	0	0
May	.000	5	3	0	0	0
June	.200	8	10	2	0	2
July	.500	8	8	4	0	1
August	.357	11	14	5	0	0
Sept.-Oct.	.000	9	2	0	0	0
vs. East	.316	26	19	6	0	3
Chi	1.000	2	1	1	0	0
Mil	.000	4	1	0	0	0
NY	.571	10	7	4	0	0
Pha	.125	5	8	1	0	3
Pitt	.000	5	2	0	0	0
StL	—	—	—	—	—	—
vs. West	.250	20	20	5	0	0
Atl	.000	3	2	0	0	0
Cin	.000	4	4	0	0	0
Hou	.250	2	4	1	0	0
LA	.000	4	3	0	0	0
SD	.000	2	1	0	0	0
SF	.667	5	6	4	0	0

1986 HIGHS:

Most Hits: 3, 7/6 at SF.
Most RBI: 2, 6/21 at Phr.
Most SB: 2, 8/15 at NY
Longest Hit Streak: 3 games, 8/14(1)-17(2).

CAREER HIGHS:

Most Hits: 3, four times (last time 7/6/86 at SF).
Most RBI: 3, 6/18/85 vs. Phi.
Most SB: 2, five times (last time 8/15/86 at NY).
Longest Hit Streak: 6 games, 1982.
Last HR: 4/25/84 at Atl.

	AVG.	CAREER			
		AB	H	HR	RBI
vs. East	.316	198	43	0	12
Chi	1.000	37	8	0	3
Mil	.000	18	5	0	0
NY	.571	34	12	0	1
Pha	.125	60	8	0	7
Pitt	.000	17	5	0	0
StL	—	32	5	0	1
vs. West	.250	161	38	1	5
Atl	.000	19	5	1	2
Cin	.000	5	0	0	0
Hou	.250	42	10	0	1
LA	.000	34	8	0	1
SD	.000	37	4	0	0
SF	.667	24	11	0	1

JAMES (JIM) WILLIAM LINDEMAN (15)

First Baseman Ht: 6-1 Wt: 200
 Bats: Right Throws: Right
 Age: 25 Born: 1-10-62 at Evanston, Illinois



BECAME CARDINAL — Selected 1st round (24th player overall) by the Cardinals in June, 1983 free agent draft.

M.L. SERVICE — 0.034

1986 SEASON — Showed power potential at Louisville — was third in American Association in games (139), fifth in AB (509), tied for second in total bases (236), second in doubles (38), third in HR (20) and led league in RBI (96) — after starting season off slow as third baseman, got on-track when switched to first base on 6/25, replacing Alan Knicely who had been called up to St.

Louis to fill in for injured Jack Clark. . . homered on three successive days 7/2,3,4 . . . had big doubleheader on 7/28 at Oklahoma City going 4-for-5 with 5 runs, a double, 3 homers and 8 RBI in two games . . . hit in 7 straight from 8/7-12 (11-for-27, .407) with 4 2B, 2 3B, and 9 RBI . . . first homer of season was a game winning ninth inning grand slam on 5/5 that gave Louisville come-from-behind 5-2 win over Indianapolis . . . on 9/2 following AAA season was promoted to St. Louis . . . made big league debut on 9/3 at ATL going 1-for-3 with sacrifice fly in first plate appearance and sixth inning single off Zane Smith . . . in next game, 9/5 at HOU, went 2-for-3 and hit first M.L. homer off Astros' Jim Deshaies . . . in 19 game trial with St. Louis played extensively at first base, but also played one game each at third base and in the outfield.

CAREER HIGHLIGHTS — **1983** - Drafted by St. Louis in first round of June draft and signed by Cardinals' scout Jim Belz . . . hit .276 in rookie pro season in the Florida State League . . . **1984** - Opened season at Springfield (A) . . . in 94 games had career high 18 home runs and 66 RBI . . . named to play in Midwest League All-Star Game . . . promoted to AA for two months of season . . . **1985** - Spent first full season at Arkansas (AA) . . . showed power potential the Cardinals are looking for with 46 extra base hits (30 doubles, 6 triples and 10 home runs) . . . had .442 slug. pct. . . hit grand slam homer 7/16 vs Midland . . . led Arkansas in hits, doubles, triples and RBI . . . played for Cardinals' entry in the Florida Instructional League appearing in 33 games with a .252 avg., 1 HR and 8 RBI.

MISC. — Graduated from Maine West High School, Des Plaines, IL in 1980 . . . played baseball (All-State) and basketball in high school, . . . attended Bradley University, 1980-83, majoring in physical education . . . was Bradley's MVP and captain in Junior year . . . physical make-up is quite similar to great Cardinal third baseman Ken Boyer . . . played amateur baseball in the American Legion program . . . married former Deborah Molinaro (9/2/83) . . . enjoys golf and saltwater fishing.

LINDEMAN — COMPLETE RECORD

Year	Club	AVG.	G	AB	R	H	2B	3B	HR	RBI	BB	SO	SB
1983	St. Petersburg	.276	70	232	45	64	13	1	8	37	27	51	9
1984	Springfield	.271	94	354	69	96	15	2	18	66	47	81	6
	Arkansas	.190	40	137	14	26	4	3	0	13	10	34	3
1985	Arkansas	.282	128	450	54	127	30	6	10	63	41	82	11
1986	Louisville	.251	139	509	82	128	38	5	20	*96	39	95	9
	St. Louis	.255	19	55	7	14	1	0	1	6	2	10	1
MAJOR TOTALS		.255	19	55	7	14	1	0	1	6	2	10	1

*Led League.

GW-RBI — 1986-0.

LINDEMAN — DETAILED HITTING STATISTICS

	AVG.	G	AB	H	HR	RBI
Totals	.255	19	55	14	1	6
vs. LHP	.270	—	37	10	1	4
vs. RHP*	.222	—	18	4	0	2
After ASG	.255	19	55	14	1	6
Night	.275	15	40	11	1	5
Day	.200	4	15	3	0	1
Home	.150	8	20	3	0	1
Road	.314	11	35	11	1	5
Turf	.268	15	41	11	1	4
Grass	.214	4	14	3	0	2
Sept.-Oct.	.255	19	55	14	1	6
vs. East	.217	16	46	10	0	4
Chi	.250	4	12	3	0	1
Mtl	.167	3	12	2	0	0
NY	.000	3	4	0	0	0
Pha	.375	2	8	3	0	2
Pitt	.200	4	10	2	0	1
vs. West	.444	3	9	4	1	2
Atl	.333	1	3	1	0	1
Hou	.500	2	6	3	1	1

1986 HIGHS:

Most Hits: 2, three times.

Longest Hit Streak: 3 games, 9/3-6 & 9/9-12.

CAREER HIGHS:

Most Hits: 2, three times.

Longest Hit Streak: 3 games, 9/3-6 & 9/9-12.

	AVG.	AB	H	HR	RBI
vs. East	.217	46	10	0	4
Chi	.250	12	3	0	1
Mtl	.167	12	2	0	0
NY	.000	4	0	0	0
Pha	.375	8	3	0	2
Pitt	.200	10	2	0	1
vs. West	.444	9	4	1	2
Atl	.333	3	1	0	1
Hou	.500	6	3	1	1

LINDEMAN — CAREER TRANSACTIONS

— Selected by Cardinals' organization in 1st round (24th player selected) of free-agent draft June 6, 1983.

GREGORY (GREG) INMAN MATHEWS (53)

Pitcher Ht: 6-2 Wt: 180
 Bats: Both Throws: Left
 Age: 24 (Turns 25 on May 17)
 Born: 5-17-62 at Harbor City, California



BECAME CARDINAL — Selected by St. Louis in 10th round of the June, 1984, free-agent draft.

M.L. SERVICE — 0.129

BECAME CARDINAL — Opened the season at Louisville... experienced freak accident when middle finger on left hand popped out of joint while pitching, and would swell each time he pitched... was on disabled list with hand injury, 4/25-5/12... returned to pitch 5-hit, 7-0 shutout vs Oklahoma City on 5/18 and 4-hit, 2-0 shutout at Omaha on 5/29... was promoted to St. Louis on 5/30... made major league debut on 6/3 at HOU... picked up 3-1 win, pitching 8-2/3 innings allowing 7 hits and 1 run, and had pitched shutout for first 8 innings before running into ninth inning jam... pitched 9 innings of 5-hit shutout ball and combined with Todd Worrell for a 10-inning shutout in a Redbird 1-0 win at CHI on 6/13... pitched first M.L. complete game, allowing 5 hits and scored a 7-2 victory at PIT on 6/17... went 10 innings on 8/16 at NY in 3-1, 11 Inning Cards win... raised record to 10-4 with 7-1 win vs ATL on 8/26, became first St. Louis rookie hurler to win ten games since 1979... finished season on winning note with 4-1 win vs CHI on 9/28... 11 wins were most by St. Louis rookie pitcher since Reggie Cleveland won 12 in 1971... 11 wins were second high among N.L. rookie starters to Jim Deshaies 12 wins... fielded a flawless 1,000 pct. 21 chances.

CAREER HIGHLIGHTS — **1984** - Selected by St. Louis in 10th round of June free-agent draft and signed by Cardinals' scout Steve Flores... split season between Erie, Johnson City and Savannah... at Johnson City had two complete games and a shutout in five starts... overall struck out 51 batters in 73 innings... **1985** - Opened the season at St. Petersburg... 4/27 shutout Tampa 1-0 on a one-hitter... on 7/4 worked 8 innings, striking out 15 and defeating Ft. Lauderdale 5-1... with a 13-1 mark and a 1.11 ERA in the Florida State League was promoted to Louisville on 7/5... defeated Buffalo 4-1 on a one-hitter on 8/23... added a 6-4 record at Louisville, to give Greg a season mark of 19-5 between A and AAA... chosen to F.S.L. West Division All-Star team... led F.S.L. in winning pct. and was tied for second in shutouts... opposing F.S.L. batters were 76-for-411; (.185).

MISC. — Graduated from Savannah High School, Anaheim, CA in 1980... played baseball for two years at Santa Ana Junior College... attended Cal State Fullerton for two years, majoring in Business Administration... while there lettered in baseball and was All-Southern Calif. selectee... played amateur baseball in Little League, Babe Ruth and American Legion programs... enjoys surfing, bicycling, back packing and board games (chess, backgammon and darts)... married the former Melissa Chevez... the couple has one son, Tyler James (2/8/85).

MATHEWS — COMPLETE RECORD

Year	Club	W-L	ERA	G	GS	CG	SHO	SV	IP	H	R	ER	BB	SO
1984	Erie	0-1	9.00	3	3	0	0	0	15	16	15	15	8	9
	Johnson City	2-3	2.59	5	5	2	1	0	31.1	27	12	9	13	21
	Savannah	1-0	2.96	6	3	0	0	0	27.1	24	10	9	15	21
1985	St. Petersburg	13-1	1.11	16	16	8	4	0	122	76	17	15	47	96
	Louisville	6-4	2.74	10	10	2	0	0	62.1	46	27	19	24	41
1986	Louisville	3-3	2.58	7	7	2	2	0	45.1	44	19	13	14	20
	St. Louis	11-8	3.65	23	22	1	0	0	145.1	139	61	59	44	67
MAJOR TOTALS		11-8	3.65	23	22	1	0	0	145.1	139	61	59	44	67

MATHEWS — CAREER TRANSACTIONS

- Selected by Minnesota Twins' organization in 9th round of free-agent draft, January 12, 1982.
- Selected by St. Louis Cardinals' organization in 10th round of free-agent draft, June 4, 1984.
- On Louisville disabled list, April 25 to May 12, 1986.

MATHEWS — DETAILED PITCHING STATISTICS

	W-L	ERA	G	CG	SV	IP	ER	H	BB	SO							
Totals	11-8	3.65	23	1	0	145.1	59	139	44	67							
Before ASG	4-2	3.30	9	1	0	57.1	21	52	18	28							
After ASG	7-6	3.89	14	0	0	88	38	87	26	39							
Night	6-6	4.12	15	1	0	91.2	42	88	31	44							
Day	5-2	2.85	8	0	0	53.2	17	51	13	23							
Home	5-2	3.19	8	0	0	53.2	19	45	13	17							
Road	6-6	3.93	15	1	0	91.2	40	94	31	50							
June	4-1	2.89	6	1	0	46.2	15	37	15	23							
July	2-1	4.13	5	0	0	24	11	27	6	9							
August	4-2	3.00	6	0	0	42	14	37	10	16							
Sept.-Oct.	1-4	5.23	6	0	0	32.2	19	38	13	19							
												CAREER					
vs. East	7-5	3.58	13	1	0	88	35	81	30	42	7-5	0	13	88	3.58	35	
Chi	2-1	2.53	3	0	0	21.1	6	18	6	7	2-1	0	3	21.1	2.53	6	
Mtl	1-1	4.50	2	0	0	12	6	15	4	8	1-1	0	2	12	4.50	6	
NY	1-1	3.86	2	0	0	14	6	13	4	5	1-1	0	2	14	3.86	6	
Pha	2-1	3.71	4	0	0	26.2	11	24	11	17	2-1	0	4	26.2	3.71	11	
Pitt	1-1	3.86	2	1	0	14	6	11	5	5	1-1	0	2	14	3.86	6	
vs. West	4-3	3.77	10	0	0	57.1	24	58	14	25	4-3	0	10	57.1	3.77	24	
Atl	1-0	1.20	2	0	0	15	2	6	3	10	1-0	0	2	15	1.20	2	
Cin	0-1	11.25	1	0	0	4	5	9	0	1	0-1	0	1	4	11.25	5	
Hou	1-1	3.77	2	0	0	14.1	6	16	5	5	1-1	0	2	14.1	3.77	6	
LA	0-1	14.73	1	0	0	3.2	6	9	3	1	0-1	0	1	3.2	14.73	6	
SD	1-0	1.93	2	0	0	9.1	2	11	1	3	1-0	0	2	9.1	1.93	2	
SF	1-0	2.45	2	0	0	11	3	7	2	5	1-0	0	2	11	2.45	3	

1986 HIGHS:

Most Strikeouts: 8, 6/22 at Phil.
 Fewest Hits in CG: 5, 6/17 at Pit.
 Longest Win Streak: 3 games, twice, 6/13(1)-6/22 & 8/6-8/16.
 Longest Losing Streak: 4 games, 9/7-23.

CAREER HIGHS:

Most Strikeouts: 8, 6/22/86 at Phil.
 Fewest Hits in CG: 5, 6/17/86 at Pit.
 Longest Win Streak: 3 games, twice, 6/13(1)-6/22/86 & 8/6-8/16/86.
 Longest Losing Streak: 4 games, 9/7-23/86.

MOST VICTORIES, CARDINAL PITCHER, FIRST SEASON IN MAJORS

Pitcher	Year	W-L
Paul Dean	1934	19-11
Ken Burkhardt	1945	19-8
Paul Derringer	1931	18-8
Ted Wilks	1944	17-4
Jack Thielman	1905	15-16
Brooks Lawrence	1954	15-6
Lee Meadows	1915	13-11
Bob Bowman	1939	13-5
Eddie Yuhas	1952	12-2
Luis Arroyo	1955	11-8
GREG MATHEWS	1986	11-8

WILLIE DEAN McGEE (51)

Outfielder Ht: 6-1 Wt: 175

Bats: Both Throws: Right

Age: 28

Born: 11-2-58 at San Francisco, California

BECAME CARDINAL — October 21, 1981 from New York Yankees' organization in exchange for the contract of pitcher Bob Sykes.

M.L. SERVICE — 4.148

1986 SEASON — Suffered through an injury plagued season that saw him have three occurrences of a hamstring pull in his right leg and a season ending left knee injury that required off-season surgery. . . all told, missed 39 games due to injuries and had his skills limited in numerous others. . . had a hit in 11 of 12 games (18-for-53; .340) from 5/6-20. . . included in that stretch was a four-hit performance on 5/8 vs SD. . . registered his 50th career triple, 6/7 vs CHI. . . went on offensive tear from 7/10-23, hitting in 10 of 11 (15-for-41; .366). . . had his second career and first regular season two-home run game on 7/21 vs SF, homering off Steve Carlton in first and fourth inning. . . first inning shot went into upper deck in leftfield above Stadium Club. . . the two homer game was the first by a Redbird at Busch Stadium since 9/25/83. . . on 7/23 vs SF had first hamstring injury, rounding second base while legging out a triple. . . did not play again until 8/1 and reinjured hamstring next day at PIT making a ninth inning shoe-string catch. . . was placed on 15-day disabled list 8/3 and did not return to lineup until 8/27. . . on 8/29 vs CIN stole his 175th career base moving him into fifth place on the Cardinals' all-time stolen base list. . . had third seige with hamstring injury on 9/7 vs HOU when he went from first to third on a single. . . was out of the regular lineup until 9/13. . . had big day at plate 9/14 vs MTL, going 4-for-5 with a homer, three runs scored, two RBI and a stolen base. . . knocked out 100th career double on 9/27 vs CHI. . . on 10/4 at CHI suffered left knee injury that ended his season. . . in second inning of game aggravated early season knee injury by diving for bloop fly ball and then further strained knee with sixth inning slide into second base. . . underwent arthroscopic surgery on 10/13 to repair torn cartilage on the outside part of left knee. . . over off-season has been riding bike and running through water in an indoor pool to rehabilitate knee. . . reached base by hit or walk in 97 of 124 (78%) games. . . all seven of his homers came at Busch Stadium. . . tied for fifth in N.L. in triples (7). . . led league's outfielders in fielding pct. (.991) and won third Gold Glove for fielding excellence.



CAREER HIGHLIGHTS — **1977** - Chosen by New York (A) in round one of the secondary phase of January free agent draft and signed by Yankees' scout Wayne Morgan. **1978** - Spent season at Ft. Lauderdale where he stole his minor league high of 25 bases. **1979** - Opened season at AA, but was returned to A mid-way through season. . . his .318 average was third highest in F.S.L. **1980** - Was twice on the disabled list at AA. **1981** - Third in Southern League with .322 batting average. . . named to Howe News Bureau post-season All-Star team. **1982** - Called up from Louisville to replace injured David Green in May and surprised many by earning the starter's role in centerfield after only 13 career games at AAA. . . proceeded to storm the big leagues by hitting in the .300 area all season. . . his .296 final average was the highest mark posted by a rookie in the National League. . . overall performance had the upstart McGee under consideration for Rookie of the Year honors. . . finished third in the league's competition in the area and was named to the Topps Chewing Gum All-Rookie team. . . first major league home run was a grand slam against ATL on July 20 at Busch Stadium. . . notched an inside-the-park home run on 9/26 in MTL. . . made his presence known to the world in game #3 of the World Series when he connected for his first hit of the Series, a three-run homer. . . he hit a second home run later in the game to set a W.S. record for home runs by a rookie in one game. . . he also made two spectacular leaping catches to rob the Brewers of home runs in the game. . . tied a World Series record for outfielders with 24 putouts in the Series. . . he also set a record for the highest fielding average in a 7-game series with most chances accepted. . . he handled 24 chances flawlessly. . . established L.C.S. record for triples, with 2 in 3 game 1982 playoffs. **1983** - Elected to play on the National League's All-Star Team and also earned a Gold Glove. . . led the Cardinals in hits and at-bats; was second in runs, triples, RBI, GW-RBI, and stolen bases, and was third in games played. . . 19 game batting streak (33-81; .407) was the longest by a Cardinal since Ted Simmons hit 19 straight in 1975. . . at one point he was successful on 17 consecutive steals. . . picked up his second career inside-the-park home run on May 15, against MTL. . . started the season on the disabled list with a slight separation of his right shoulder after he ran into the wall chasing a fly ball at Al Lang Stadium during a March 28 inter-squad game. . . he was activated on April 18. **1984** - Led the club in 5 offensive categories: average, at-bats, runs,

hits and triples ... had a club high 50 multiple hit games, including a career high 5-hit game 9/5 vs PHI. ... hit for the cycle 6/23 at CHI, became the first National Leaguer to accomplish the feat since Mike Easler did it in 1980 while with the Pirates and the first Cardinal to do so since Lou Brock on 5/27/75. ... in game also had a personal high 6 RBI. ... finished 9th in the league in stolen bases (43) and 4th in triples (11). ... placed on the 15-day disabled list 7/17, retroactive to 7/12, with a torn right hamstring. ... returned showing no ill effects and batting over .300 the last 3 months of the season. ... 37 of 166 hits were infield hits (22%). ... had multiple steal games 5 times. ... **1985** - In winning National League MVP had one of the finest seasons recorded in the past 15 years. ... league leader in batting average, hits and triples and among the top 7 in 6 offensive categories. ... accomplished all of this despite only starting 5 of St. Louis' first 16 games, due to hamstring injuries. ... drove in 5 runs with 3 hits, including 3-run homer, in 14-0 Redbird win 5/20 vs ATL. ... equalled career high of 3 steals two times, 5/21 vs ATL and 7/11 vs SD. ... hit in 11 straight games from 5/19-31 (18-for-47; .383) and matched that streak from 8/10-23 (25-for-44; .568). ... dramatically tied game with ninth inning home run at NY on 9/12. ... singled to start Cardinal rallies and scored tying runs in consecutive St. Louis come-from-behind 9th and 8th inning victories on 9/22 and 23. ... played prominent role in Game #6 L.C.S. victory that sent St.L. to World Series. ... down 4-1 entering seventh inning, McGee singled in two runs and came around to score tying run. ... trailing 5-4 with one out in the ninth, singled, again stole second and scored on Jack Clark's three-run homer. ... then had the pleasure of settling under Pedro Guerrero's fly ball to center for third out in the bottom of the ninth that uncorked the champagne. ... went 7-for-19; .368 with at least one hit in each of first five W.S. games. ... followed season with a slew of past-season awards. ... named to The Sporting News and U.P.I. N.L. All-star teams. ... Sporting News N.L. Player of the Year. ... received 14 of 24 first place votes in winning B.B.W.A. National League M.V.P. ... voted to first Silver Slugger Team and won his second Gold Glove. ... started 145 games in centerfield. ... had 56 multiple hit games and 15 multi-RBI. ... stole 56 of 72 attempts for 78% success rate. ... teamed with Vince Coleman to steal most bases ever by two teammates. Their 166 combined SBs topped each N.L. club's entire team with the exception of MTL and CHI. ... 5 hits and 2 triples in a game each tied game highs in the N.L. season. ... became only the second switch-hitter to win a N.L. batting title, joining Pete Rose. ... registered highest batting average ever by N.L. switch-hitter, eclipsing .348 mark set by Rose in '69 and Frisch in '23. ... became first N.L. player to have more than 215 hits since Rose had 230 in 1973. ... 33 points margin over Pedro Guerrero and Tim Lincecum for league batting championship was 9th widest margin in N.L. history. ... Sports Illustrated's and National League's Player of the Week, June 3-9 as he went 15-for-27; .556. ... N.L. Player of the Month (August).

MISC. — Graduated from Ellis High School in Richmond, CA in 1976. ... attended Diablo Valley Junior College and was a member of the baseball state J.C. championship team. ... is one of six children in his family. ... father is a Deacon in the Pentecostal Church. ... played amateur baseball in Little League, Babe Ruth and American Legion programs. ... one of game's hardest workers. ... when he first came up to big leagues, Whitey Herzog had him take balls off the bat during batting practice to get adjusted to M.L. lights. ... to this day still makes that a pre-game ritual.

McGEE — COMPLETE RECORD

Year	Club	AVG.	G	AB	R	H	2B	3B	HR	RBI	BB	SO	SB
1977	Oneonta	.236	65	225	31	53	4	3	2	22	13	65	13
1978	Ft. Lauderdale	.251	124	423	62	106	6	6	0	37	50	78	25
1979	West Haven	.243	49	115	21	28	3	1	1	8	13	17	7
	Ft. Lauderdale	.318	47	176	25	56	8	3	1	18	17	34	16
1980	Nashville	.283	78	223	35	63	4	5	1	22	19	39	7
1981	Nashville	.322	100	388	77	125	20	5	7	63	24	46	24
1982	Louisville	.291	13	55	11	16	2	2	1	3	2	7	5
	St. Louis	.296	123	422	43	125	12	8	4	56	12	58	24
1983	St. Louis	.286	147	601	75	172	22	8	5	75	26	98	39
	Arkansas**	.276	7	29	5	8	1	1	0	2	4	6	1
1984	St. Louis	.291	145	571	82	166	19	11	6	50	29	80	43
1985	St. Louis	*.353	152	612	114	*216	26	*18	10	82	34	86	56
1986	St. Louis	.256	124	497	65	127	22	7	7	48	37	82	19
MAJOR TOTALS		.298	691	2703	379	806	101	52	32	311	138	404	181

*Led League.

**Medical Rehabilitation.

GW-RBI — 1982-7; 1983-9; 1984-7; 1985-17; 1986-3. Total: 43.

McGEE — LEAGUE CHAMPIONSHIP SERIES RECORD

Year	Club / Opp.	AVG.	G	AB	R	H	2B	3B	HR	RBI	BB	SO	SB
1982	St.L. vs. Atl.	.308	3	13	4	4	0	2	1	5	0	5	0
1985	St.L. vs. L.A.	.269	6	26	6	7	1	0	0	3	3	6	2
L.C.S. TOTALS		.282	9	39	10	11	1	2	1	8	3	11	2

McGEE — WORLD SERIES RECORD

Year	Club / Opp.	AVG.	G	AB	R	H	2B	3B	HR	RBI	BB	SO	SB
1982	St.L. vs. Mil.	.240	6	25	6	6	0	0	2	5	1	3	2
1985	St.L. vs. K.C.	.259	7	27	2	7	2	0	1	2	1	3	1
W.S. TOTALS		.250	13	52	8	13	2	0	3	7	2	6	3

McGEE — ALL-STAR GAME RECORD

Year	Club	AVG.	AB	R	H	2B	3B	HR	RBI	BB	SO	SB
1983	National	.500	2	0	1	0	0	0	0	0	0	0
1985	National	.500	2	0	1	1	0	0	2	0	0	0
ALL-STAR TOTALS		.500	4	0	2	1	0	0	2	0	0	0

McGEE — CAREER TRANSACTIONS

- Selected by Chicago White Sox' organization in 7th round of free-agent draft, June 8, 1976.
- Selected by New York Yankees' organization in secondary phase of free-agent draft, January 11, 1977.
- On disabled list, May 22 to June 7 and July 14 to August 7, 1980.
- On disabled list, April 24 to June 4, 1981.
- Traded to St. Louis Cardinals' organization for pitcher Bob Sykes, October 21, 1981.
- On disabled list, April 13 to April 23, 1982.
- On disabled list, March 30 to April 29, 1983, included rehabilitation disability assignment to Arkansas, April 18 to April 29, 1983.
- On disabled list, July 12 to July 27, 1984.
- On disabled list, August 3 to August 27, 1986.

McGEE — SWITCH-HITTING RECORD

Year		AVG.	AB	H	2B	3B	HR	RBI	BB	SO
1982	LH	.305	305	93	11	5	2	38	6	30
	RH	.274	117	32	1	3	2	18	6	28
1983	LH	.287	442	127	18	5	3	51	22	53
	RH	.283	159	45	4	3	2	24	4	45
1984	LH	.296	412	122	15	7	1	31	22	51
	RH	.277	159	44	4	4	5	19	7	29
1985	LH	.356	402	143	14	11	3	48	24	35
	RH	.348	210	73	12	7	7	34	10	51
1986	LH	.258	298	77	15	4	2	28	22	42
	RH	.251	199	50	7	3	5	20	15	40
CAREER TOTALS	LH	.302	1859	562	73	32	11	196	96	211
	RH	.289	844	244	28	20	21	115	42	193

McGEE — CAREER FIELDING

Year		G	PO	A	E	TC	DP	PCT.
1982		117	245	3	11	259	0	.958
1983		145	385	7	5	397	1	.987
1984		141	374	10	6	390	4	.985
1985		149	382	11	9	402	2	.978
1986		121	325	9	3	337	0	.991
TOTALS		673	1711	40	34	1785	7	.981

McGEE — DETAILED HITTING STATISTICS

	AVG.	G	AB	H	HR	RBI
Totals	.256	124	497	127	7	48
vs. LHP	.251	—	199	50	5	20
vs. RHP	.258	—	298	77	2	28
Before ASG	.241	84	345	83	3	33
After ASG	.289	40	152	44	4	15
Night	.249	77	305	76	3	26
Day	.266	47	192	51	4	22
Home	.280	66	264	74	7	29
Road	.277	58	233	53	0	19
Turf	.273	92	370	101	7	42
Grass	.205	32	127	26	0	6
April	.222	18	81	18	2	9
May	.266	26	109	29	0	11
June	.230	29	113	26	1	10
July	.299	18	67	20	3	10
August	.300	6	20	6	0	3
Sept.-Oct.	.262	27	107	28	1	5

1986 HIGHS:

Most Hits: 4, twice, 5/8 vs. SD & 9/14 vs. Mtl.

Most RBI: 3, three times.

Most HR: 2, 7/21 vs. SF.

Most SB: 2, 9/15 vs. NY.

Longest Hit Streak: 8 games, 6/20-28.

CAREER HIGHS:

Most Hits: 5, twice, 9/5/84 & 7/30/85.

Most RBI: 6, 6/23/84.

Most SB: 3, three times (7/1/83, 5/21/85 & 7/11/85).

Most HR: 2, twice 10/15/82 vs.

Mil. & 7/21/86 vs. SF.

Longest Hit Streak: 19 games, 1983.

Inside-the-Park HR: 2 career (last time 5/15/83).

	AVG.	AB	H	HR	RBI	CAREER					
						AVG.	AB	H	HR	RBI	
vs. East	.240	65	267	64	4	23	.298	1500	447	18	167
Chi	.206	16	63	13	1	3	.29	315	92	5	42
Mtl	.250	15	64	16	2	8	.280	325	91	5	28
NY	.294	12	51	15	1	4	.301	279	84	2	34
Pha	.234	11	47	11	0	6	.319	304	97	3	33
Pitt	.214	11	42	9	0	2	.300	277	83	3	30
vs. West	.274	59	230	63	3	25	.294	1203	354	14	144
Atl	.250	10	36	9	0	1	.333	204	68	2	30
Cin	.297	9	37	11	0	7	.323	198	64	3	29
Hou	.235	9	34	8	0	3	.270	200	54	1	25
LA	.216	10	37	8	1	6	.286	192	55	2	21
SD	.325	9	40	13	0	2	.285	179	51	0	9
SF	.304	12	46	14	2	6	.270	230	62	6	30

JOHN DANIEL MORRIS (33)

Outfielder Ht: 6-1 Wt: 185

Throws: Left **Bats: Left**

Age: 26 **Born: 2-25-61 at Freeport, New York**

BECAME CARDINAL — Acquired in May 17, 1985 trade with the Kansas City Royals in exchange for outfielder Lonnie Smith.

M.L. SERVICE — 0.063

1986 SEASON — Was hampered by injuries in early season at Louisville . . . on 4/27 hit by pitch in right elbow in same spot hit last season . . . a check swing on 5/4 further irritated elbow injury and was placed on disabled list on 5/7 . . . surgery on 5/9 removes bone spur from elbow . . . returned to active roster on 6/4, but suffered strained lower back that disabled him from 6/28-7/8. . . amidst injury problems managed to be successful on 11 of 14 (79%) of steal attempts and knock out 21 of 50 (42%) of hits for extra bases at AAA . . . was recalled by St. Louis on 8/4. . . made major league debut on 8/5 vs PHI as starting rightfielder. . . notched first M.L. hit on 8/7 vs PHI with single off Kevin Gross and proceeded to steal second and third base. . . returned to boyhood haunts for six-game series vs Mets at Shea Stadium, 8/14-17. . . played in all six games going 7-for-20; .350 with 5 RBI and GW-RBI in back-to-back games 8/15 & 16 . . . on 8/26 vs ATL had three hits, two RBI and two SB. . . hit first M.L. homer on 9/24 vs PHI off Kevin Gross . . . was 3-for-11; .273 as pinch-hitter, tying for best pinch average on club.



CAREER HIGHLIGHTS — **1982** - Selected by Kansas City in first round (10th player selected) of June free agent draft and signed by Royals' scout Tom Ferrick. . . played for Royals' Florida State League team. **1983** - Homer and RBI figures ranked second in Southern League. . . top vote-getter for league All-Star team. . . named league's

Most Valuable Player... led League outfielders in fielding pct. (.989)... **1984** - Made jump to AAA level in only 2nd full professional season... led American Association outfielders in putouts (359) and fielding pct. (.989)... earned Player of the Week honors, July 2-8, as he hit .500 (15-for-30) with 3 HR and 7 RBI in 9 games... logged 13-game hitting streak, June 29-July 9... batted .478 (22-for-46) during the span... **1985** - Opened the season with the Royals' AAA team... had 4 hits at Denver on 4/13... traded to St. Louis on 5/17 and assigned to Louisville... hit grand slam at Buffalo on 6/16... had 4 hits at Buffalo on 8/22... his 72 walks were second high in American Assoc. and 466 at-bats were 4th... led league outfielders in fielding pct. (.994), total chances (343) and putouts (330)... was successful on 21 of 29 stolen base attempts (72%).

MISC. - Graduated from W.C. Mepham High School in Bellmore, NY, where he lettered in football, soccer and baseball... attended Seton Hall University for 3 years... his 3-year totals included a .418 average with 28 home runs and 125 RBI in 109 games... began his college career as a pitcher, posting 2-1 record in freshman campaign with a 2.30 ERA... made the transfer to the outfield his sophomore season... earned ECAC Player of the Year, first team All-American and Academic All-American honors following his junior year when he batted .431 with 19 HR and 80 RBI... enjoys golf and photography.

MORRIS — COMPLETE RECORD

Year	Club	AVG.	G	AB	R	H	2B	3B	HR	RBI	BB	SO	SB
1982	Ft. Myers	.285	45	137	21	39	7	2	2	17	33	28	11
1983	Jacksonville	.287	137	478	95	137	27	7	23	91	108	105	30
1984	Omaha	.270	148	492	77	133	24	4	15	60	65	96	18
1985	Omaha	.258	23	93	13	24	4	4	1	6	10	11	1
	Louisville	.249	107	373	51	93	21	2	4	44	62	46	20
1986	Louisville	.235	60	213	30	50	13	7	1	24	23	33	11
	St. Louis	.240	39	100	8	24	0	1	1	14	7	15	6
MAJOR TOTALS		.240	39	100	8	24	0	1	1	14	7	15	6

MORRIS — CAREER TRANSACTIONS

- Selected by Kansas City Royals' organization in 1st round (10th player selected) of free-agent draft, June 7, 1982.
- Traded to St. Louis Cardinals' organization for outfielder Lonnie Smith, May 17, 1985.
- On Louisville disabled list, May 7 to June 11 and June 28 to July 8.

MORRIS — DETAILED HITTING STATISTICS

	AVG.	G	AB	H	HR	RBI
Totals	.240	39	100	24	1	14
vs. LHP	.455	—	11	5	0	3
vs. RHP	.213	—	89	19	1	11
After ASG	.240	39	100	24	1	14
Night	.250	30	72	18	1	9
Day	.214	9	28	6	0	5
Home	.231	16	39	9	1	5
Road	.246	23	61	15	0	9
Turf	.206	29	68	14	1	7
Grass	.313	10	32	10	0	7
August	.283	21	60	17	0	11
Sept.-Oct.	.175	18	40	7	1	3
vs. East	.270	26	63	17	1	11
Chi	.167	3	6	1	0	1
Mtl	.182	5	11	2	0	2
NY	.364	8	22	8	0	5
Pha	.308	5	13	4	1	2
Pitt	.182	5	11	2	0	1
vs. West	.189	13	37	7	0	3
Atl	.263	5	19	5	0	3
Cin	.125	3	8	1	0	0
Hou	.100	5	10	1	0	0

1986 HIGHS:

Most Hits: 3, twice, 8/14 (2) at NY & 8/26 vs. Atl. **Most RBI:** 2, three times. **Most SB:** 2, twice, 8/7 vs. Phi. & 8/26 vs. Atl. **Longest Hit Streak:** 3 games, twice, 8/7-9 & 8/14 (2)-16.

CAREER HIGHS:

Most Hits: 3, twice, 8/14 (2) at NY & 8/26 vs. Atl. **Most RBI:** 2, three times. **Most SB:** 2, twice, 8/7 vs. Phi. & 8/26 vs. Atl. **Longest Hit Streak:** 3 games, twice, 8/7-9 & 8/14 (2)-16.

	AVG.	AB	H	HR	RBI
CAREER	.270	63	17	1	11
vs. East	.167	6	1	0	1
vs. West	.182	11	2	0	2
vs. NY	.364	22	8	0	5
vs. Phi	.308	13	4	1	2
vs. Pitt	.182	11	2	0	1
vs. Atl	.263	19	5	0	3
vs. Cin	.125	8	1	0	0
vs. Hou	.100	10	1	0	0

MORRIS — CAREER FIELDING

POS.	G	PO	A	E	TC	DP	PCT.
Outfield	31	68	0	1	69	0	.986

JOHN VINCENT MURPHY (55)

Outfielder Ht: 6-3 Wt: 190
 Bats: Right Throws: Right
 Age: 24 (Turns 25 on May 12)
 Born: 5-12-62 at Flint, Michigan



BECAME CARDINAL — Selected 23rd round by the Cardinals in June, 1984 free-agent draft.

M.L. SERVICE — 0.000

1986 SEASON — Opened the season at Springfield (A) . . . went 4-for-5 with 2 HR, 4 RBI, on 5/15 vs Cedar Rapids . . . was 3-for-4 with 2 HR, 4 RBI on 5/25 vs Kenosha . . . had ten-game hitting streak (16-for-42; .381) from 6/18-28 . . . was second in Midwest League in batting (.325) and fifth in Slug. Pct. (.506) . . . was 37 of 43 (86%) on A League steal attempts . . . selected to play in Midwest League All-Star Game . . . promoted to Arkansas (AA) on 7/21 . . . had 15-game hitting streak (22-for-51; .431) from 8/2-15 . . . was 10 of 11 (91%) on AA steal attempts . . . in 37 games in the outfield for Arkansas fielded 1.000 pct. in 63 total chances.

CAREER HIGHLIGHTS — **1984** - Drafted by St. Louis in 23rd round of June draft and signed by Cardinals' scout Vern Benson . . . had grand slam at Erie . . . was 22 of 24 (92%) in steal attempts . . . played 15 games at third base and 41 in outfield . . . **1985** - Had third highest average (.317) in South Atlantic League . . . was 35 of 46 (76%) in steal attempts . . . appeared defensively exclusively as an outfielder.

MISC. — Graduated from Yorktown Heights (New York) High School in 1980 . . . lettered in baseball (All-Conf.), football (All-County) and basketball (All-Conf.) . . . graduated from The Citadel, Charleston, SC with a B.S. in Business Administration in 1984 . . . lettered in baseball and was a four year starter at third base . . . lettered in football and was a two-year starter as wide receiver . . . played American Legion baseball . . . participated in 1985 Florida Winter Instructional League . . . appeared in 34 games batting .250.

MURPHY — COMPLETE RECORD

Year	Club	AVG.	G	AB	R	H	2B	3B	HR	RBI	BB	SO	SB
1984	Erie	.281	60	185	32	52	8	1	4	41	25	26	22
1985	Savannah	.317	132	464	85	147	17	2	10	51	56	56	35
1986	Springfield	.325	89	348	76	113	22	1	13	74	32	42	37
	Arkansas	.303	39	132	14	40	4	0	0	13	8	15	10

JOSE MANUEL OQUENDO (11)

Infielder Ht: 5-10 Wt: 160
 Bats: Both Throws: Right
 Age: 23 (Turns 24 on July 4)
 Born: 7-4-63 at Rio Piedras, Puerto Rico



BECAME CARDINAL — On April 2, 1985 with right-handed pitcher Mark Davis in a trade with the New York Mets for shortstop Argenis Salazar and left-handed pitcher John Young.

M.L. SERVICE — 2.120

1986 SEASON — Had an excellent spring training leading St. Louis batters with a .436 average, and nailing down a reserve role on the ball club . . . returned to switch-hitting on a fulltime basis for the first time since middle of 1983 season . . . had five-game hitting streak from

5/2-10 (7-for-13; .538) ... included in that stretch was Oquendo's finest day in the majors on 5/8 vs SD when he went 3-for-4 with a walk and four runs scored ... the four runs scored were a career high and the three hits equalled a career best ... made 10 starts at second base and 17 at shortstop ... made first career appearance in outfield on 8/2 at PIT in ninth inning, playing leftfield without a chance ... six pinch-hits tied for high on club ... career high .297 average, topped all Cardinal batsmen.

CAREER HIGHLIGHTS — 1979 - Signed as free agent by New York (N) scout Nino Escalera on 4/15 ... **1980** - Led Carolina League in sacrifice hits with 13 ... paced league's shortstops with .940 fielding pct. ... **1981** - Led Carolina League shortstops in fielding pct. (.961) for the second straight season ... led Lynchburg (A) with 38 stolen bases and was fifth in the league in steals ... stole two or more bases in a game six times ... **1982** - Completed his second full season as a switch-hitter ... made the jump from A ball to Triple A ... hit .259 as a righty (his natural side) and .189 lefthanded ... led the International League with 14 sacrifice hits ... the 14 sacrifice hits also tied a Tidewater club record ... sustained a broken right hand while sliding into second base at Charleston on August 25 ... placed on the Disabled List and was lost for the remainder of the year ... **1983** - Was recalled from Tidewater on May 2 ... made his major league debut that night in a 3-2 loss to the Astros at NY ... grounded into a force play as a pinch-hitter in first at-bat ... became the first player to perform for the Mets who was born after the team's first game in 1962 ... garnered his first big league hit, a third-inning single against the Reds' Mario Soto, in the third inning on May 6 at NY ... before the May 10th game at Houston, he made the decision to forego switch-hitting ... would only bat righthanded the remainder of the year ... ran up his first three-hit game of his career in a 7-3 loss to the Cubs at Shea Stadium on June 13 ... put together an eight-game hitting streak between June 10-18 ... on August 21 at Candlestick Park, belted his first major league homer, a solo shot against Gary Lavelle in the seventh inning ... it was the second homer of his pro career and the first since he was at Grays Harbor in 1979 ... **1984** - Started 53 of the Mets' first 81 games at shortstop ... optioned to AAA on July 11 and recalled by NY on August 25 ... at the time of his option was hitting .218 (39-179) with 18 runs scored, five doubles, no triples, 10 RBI and nine steals ... fashioned a career-high nine game hitting streak from June 12-21 in which he was 10-31, .323 ... also knocked in eight runs in 10 games from June 9-21 including a span in which he had at least one RBI in four straight games, June 13-16 ... appeared in 17 games after his recall with 3-10, .300 ... utilized mostly as a pinch-runner ... was a pinch-runner in 10 of those 17 games ... scored five runs in those 10 games ... ranked sixth in the NL by hitting .353 in pressure situations (from the seventh inning on, with the score tied or trailing by three runs or less) ... **1985** - Came to Cardinal organization at the end of spring training and spent the entire season at Louisville ... led American Association shortstops in games (133), putouts (227) and total chances (591) ... was 4th in league in games (133) and league leader in sacrifice hits (15) ... stole 3 bases at Iowa on 7/30 ... was 13 of 17 (76%) in steal attempts ... hit in 11 straight games, 8/22-31, going 12-for-36; .333.

MISC. — A basketball and baseball star at Villamallo High School ... last winter he once again played for Caguas in Puerto Rico ... named to the Puerto Rican League All-Star game in 1984 ... also a neighbor of shortstop Ivan DeJesus ... attributes much of his improvement as a hitter to the direction and guidance of DeJesus and former Second baseman Felix Millan ... pronounces name oh-KEN-doh ... wife's name is Zenaida ... the couple has one daughter, Adiane ... nicknamed the "Secret Weapon" by Cardinals' broadcaster Mike Shannon, for his 1986 offensive heroics ... one of the hardest workers in the game, regularly the first player at the ballpark for a game.

OQUENDO — COMPLETE RECORD

Year	Club	AVG.	G	AB	R	H	2B	3B	HR	RBI	BB	SO	SB
1979	Grays Harbor	.227	64	220	24	50	8	0	1	14	33	45	9
1980	Lynchburg	.169	109	301	38	51	10	3	0	26	47	59	14
1981	Lynchburg	.249	124	393	59	98	8	6	0	38	71	61	38
1982	Tidewater	.214	114	337	40	72	8	3	0	22	41	50	24
1983	Tidewater	.118	13	34	3	4	0	0	0	3	5	6	2
	New York	.213	120	328	29	70	7	0	1	17	19	60	8
1984	New York	.222	81	189	23	42	5	0	0	10	15	26	10
	Tidewater	.159	38	113	8	18	1	0	1	8	5	14	8
1985	Louisville	.211	133	384	38	81	8	1	1	30	24	41	13
1986	St. Louis	.297	76	138	20	41	4	1	0	13	15	20	2
MAJOR TOTALS		.234	277	655	72	153	16	1	1	40	49	106	20

GW-RBI — 1983-3; 1984-0; 1986-2. Total: 5.

OQUENDO — CAREER TRANSACTIONS

- Signed as free-agent by New York Mets' organization, April 15, 1979.
- Traded to St. Louis Cardinals' organization for infielder Argenis Salazar and pitcher John Young, April 2, 1985.

OQUENDO — CAREER PINCH-HITTING

Year	AB	H	HR	RBI	AVG.
1983	1	0	0	0	.000
1984	3	2	0	0	.667
1986	27	6	0	2	.222
TOTALS	31	8	0	2	.258

OQUENDO — CAREER FIELDING

POS.	G	PO	A	E	TC	DP	PCT.
Shortstop	212	307	534	32	873	110	.963
Second Base	21	22	36	4	62	11	.935
Outfield	1	0	0	0	0	0	—

OQUENDO — CAREER FIELDING (SHORTSTOP ONLY)

Year	G	PO	A	E	TC	DP	PCT.
1983	116	182	326	21	529	65	.960
1984	67	95	152	7	254	33	.972
1986	29	30	56	4	90	12	.956

OQUENDO — DETAILED HITTING STATISTICS

	AVG.	G	AB	H	HR	RBI
Totals	.297	76	138	41	0	13
vs. LHP	.364	—	44	16	0	4
vs. RHP	.266	—	94	25	0	9
Before ASG	.342	42	79	27	0	10
After ASG	.237	34	59	14	0	3
Night	.302	50	86	26	0	9
Day	.288	26	52	15	0	4
Home	.311	38	61	19	0	6
Road	.286	38	77	22	0	7
Turf	.303	55	99	30	0	11
Grass	.282	21	39	11	0	2
April	.600	5	5	3	0	0
May	.360	13	25	9	0	3
June	.333	16	30	10	0	5
July	.296	16	27	8	0	3
August	.172	14	29	5	0	2
Sept.-Oct.	.273	12	22	6	0	0
vs. East	.300	46	80	24	0	7
Chi	.462	9	13	6	0	1
Mtl	.412	9	17	7	0	3
NY	.167	12	18	3	0	0
Pha	.143	6	7	1	0	1
Pitt	.280	10	25	7	0	2
StL	—	—	—	—	—	—
vs. West	.293	30	58	17	0	6
Atl	—	—	—	—	—	—
Cin	.222	4	9	2	0	1
Hou	.167	3	6	1	0	0
LA	.667	8	6	4	0	0
SD	.333	8	21	7	0	3
SF	.188	7	16	3	0	2

1986 HIGHS:
Most Hits: 3, 5/8 vs. SD.
Most Runs: 4, 5/8 vs. SD.
Longest Hit Streak: 5 games, 5/2-10.

CAREER HIGHS:
Most Hits: 3, six times (last 5/8/86 vs. SD).
Most RBI: 3, 5/16/83 at Pitt.
Most Runs: 4, 5/8/86 vs. SD.
Longest Hit Streak: 9 games, 6/12-21/84.
Last HR: 8/21/83 at SF off Gary Lavelle.

	AVG.	AB	H	HR	RBI
CAREER					
vs. East	.227	352	80	0	29
Chi	.293	58	17	0	4
Mtl	.239	67	16	0	5
NY	.167	18	3	0	0
Pha	.128	78	10	0	5
Pitt	.237	76	18	0	8
StL	.291	55	16	0	7
vs. West	.241	303	73	1	11
Atl	.216	37	8	0	0
Cin	.212	33	7	0	1
Hou	.219	64	14	0	1
LA	.255	47	12	0	0
SD	.218	55	12	0	4
SF	.299	67	20	1	5

THOMAS (TOM) ALAN PAGNOZZI (19)

Catcher **Ht: 6-1** **Wt: 190**
Bats: Right **Throws: Right**
Age: 24 (Turns 25 on July 30)
Born: 7-30-62 at Tucson, Arizona



BECAME CARDINAL — St. Louis' eighth round selection in the regular phase of the June, 1983, free-agent draft.

M.L. SERVICE — 0.000

1986 SEASON — Opened season at AAA level and was off to a fast start at Louisville... on 4/19 at Buffalo went 2-for-4 (double, HR) with 5 RBI... was 5-for-6 with 4 RBI at Indianapolis on 4/24... suffered fractured left ulna (wrist) when he was hit by a foul tip on 5/23... injury occurred in almost same exact spot where he had fracture when hit by pitch during Winter League play past off-season... wrist was placed in cast and was on disabled list remainder of season... threw out 13 of 38 (34%) attempted base stealers... played in Florida Instructional League during off-season... hit .280 and tied for team lead with 16 RBI.

CAREER HIGHLIGHTS — **1983** - Selected by St. Louis in eighth round of June draft and signed by Cardinals' scout Mike Roberts... selected as catcher on New York-Penn League All-Star team... **1984** - Led Midwest League catchers in assists (90)... named to 1984 Midwest League All-Star team... played for Cardinals' entry in 1984 Fla. Winter Inst. League... appeared in 32 games, had 34 hits in 107 at-bats for avg. of .318... **1985** - Opened season at Arkansas... was called up to Louisville on 6/5... homered twice vs Nashville on 6/22... named American Association Player of the Week, 6/17-23, was 11-for-29; .379 with 3 HR and 11 RBI in 8 games... hit in 9 straight games, 8/12-22 (16-for-37; .432)... went 5-for-5 vs Buffalo on 8/16... threw out 18 of 41 (.305) attempted base stealers at Louisville... had .482 slug. pct. at Arkansas... played in Puerto Rico Winter League for Mayaguez... was hit by pitch fracturing left ulna (wrist), which required a cast and finished his season.

MISC. — Graduated from Rincon High School in Tucson, AZ in 1980... while there lettered in baseball three years and was All-State... played baseball at Central Arizona Junior College 1981 and '82... attended Arkansas University majoring in education in 1983... was all-Southwestern Conference in baseball... played amateur baseball in Little League and American Legion programs... originally a third baseman converted to catching his final season in college ball... brother, Mike, played in Orioles' organization and another brother, Tim, played in Phillies' organization... married Colleen on January 20, 1984.

PAGNOZZI — COMPLETE RECORD

Year	Club	AVG.	G	AB	R	H	2B	3B	HR	RBI	BB	SO	SB
1983	Erie	.310	45	168	28	52	9	1	6	22	14	34	3
	Macon	.246	18	57	7	14	2	1	0	6	6	13	0
1984	Springfield	.283	114	396	57	112	20	4	10	68	31	75	3
1985	Arkansas	.309	41	139	15	43	7	1	5	29	13	21	0
	Louisville	.269	76	268	29	72	13	2	5	40	21	47	0
1986	Louisville	.292	30	106	11	31	4	0	1	18	6	21	0

PAGNOZZI — CAREER TRANSACTIONS

- Selected by Milwaukee Brewers' organization in 24th round of free-agent draft, January 12, 1982.
- Selected by St. Louis Cardinals' organization in 8th round of free-agent draft, June 6, 1983.
- On Louisville disabled list, May 23 to September 2.

TERRY LEE PENDLETON (9)

Third Baseman Ht: 5-9 Wt: 180
Bats: Both Throws: Right
Age: 26 (Turns 27 on July 16)
Born: 7-16-60 at Los Angeles, California



BECAME CARDINAL — Seventh selection in regular phase of June, 1982, free-agent draft.

M.L. SERVICE — 2.075

1986 SEASON — Established himself as one of the premier defensive third basemen in baseball... led N.L. third sackers in games (156), putouts (133), assists (371), total chances (524) and double plays (36)... his 371 assists established a new record for most assists by a St. Louis third baseman... played in 157 of first 158 games... was in the starting lineup for other game, but had to be scratched with hamstring injury on 5/25 vs ATL just prior to game time that ended a 127 consecutive games played streak... didn't make first error of season until 4/30 (18th game of season)... recorded 1000th career at-bat, 6/7 vs CHI... had a 10-game hitting streak (16-for-40; .400) from 7/26-8/5, tying with Herr for club honors in '86... had two four-hit games equalling career high on 8/8 and 9/3... led club in games (159) and sacrifice flies (7)... set personal highs in games, at-bats, hits, 2B and tied high in runs... hit career best .271 from right side of plate... was 24-for-30 (80%) on steal attempts.

CAREER HIGHLIGHTS — **1982** - Selected by St. Louis in seventh round of June free-agent draft and signed by Cardinals' scout Steve Flores... split season between rookie league and A ball... earned quick promotion with a .320 average and 22 extra base hits among 58 safeties... **1983** - Was sidelined much of season with a fractured right wrist... selected to Texas League All-Star team... **1984** - Came on the St. Louis baseball scene with a big bang after his purchase from Louisville on 7/18, going 3-for-5 in his big league debut that night vs SF... made 65 straight starts at third base and compiled a .324 batting average, the 11th best mark by a Redbird rookie... had 24 multiple hit games including two 4 hit games 7/27 at PIT and 9/20 vs MTL... posted Cardinals longest hitting streak of the season, hitting safely in 14 straight, 8/31-9/12... earned N.L. Player of the Week, July 30-August 5, when he hit .444 (12-27), scored 6 runs, had 4 RBI and stole 4 bases in 4 attempts... became Cardinals fifth player to steal 20 bases in 1984 when he stole his 20th on the final day of the season at CHI... hit first M.L. home run off Cincinnati's Mario Soto on 8/22... played in the Puerto Rican Winter League for Mayaguez team... **1985** - Nailed down Redbirds' regular third base job in first full season in the big leagues... hit first grand slam, at any level of his career off Pittsburgh's Rod Scurry in 6-0 Cardinal win, 4/21... when Mets' outfielders Heep and Blocker collided at New York on 6/9 game #2 chasing Pendleton's fly, Terry circled the bases for his second grand slam of the season... pulled left hamstring at Chicago on 6/14 chasing Leon Durham's bloop double to left field, was placed on D.L. 6/15 and reinstated on 6/30... on 8/8 and 8/9, Pendleton hits 4th and 5th homers of the season, they both are solo shots coming on the tail end of back-to-back homers by Andy Van Slyke and the third baseman... Pendleton delivers 4 GW-RBI in 6 games between 8/9-13... third highest GW-RBI total on club, although having only one gamer at the All-Star Break... in Game 3 of L.C.S. ended Los Angeles' eighth inning when he raced 100 feet down third base line to make back-to-the-infield basket catch of Greg Brock's foul fly... repeated virtually the same play in Game 1 of W.S. racing down in foul territory to snare Steve Balboni's pop foul, then whirling and throwing a strike to home plate to double-up Jim Sundberg trying to score... in Game 2 of W.S. delivered two-out, bases loaded, ninth inning double to drive in three runs and rally St. Louis to a 4-2 victory.

MISC. — Graduated from Channel Island High School, Oxnard, CA, in 1978 where he lettered in baseball (All-League, MVP, All-C.I.F., Southern Sect.), football and basketball... attended Oxnard J.C. for two years and Fresno State University for two years, majoring in Physical Education... as a senior at Fresno State played the outfield and hit .397 with 12 HR and 65 RBI... was named third team All-American... grew up a Dodger fan... in the fall of 1984 married the former Catherine Grindulo Marguez... enjoys playing basketball, bowling and listening to music of all kinds.

PENDLETON — COMPLETE RECORD

Year	Club	AVG.	G	AB	R	H	2B	3B	HR	RBI	BB	SO	SB
1982	Johnson City	.321	43	181	38	58	14	4	4	27	12	28	13
	St. Petersburg	.261	20	69	4	18	2	1	1	7	2	18	1
1983	Arkansas	.276	48	185	29	51	10	3	4	20	9	26	7
1984	Louisville	.297	91	330	52	98	23	5	4	44	24	51	6
	St. Louis	.324	67	262	37	85	16	3	1	33	16	32	20
1985	St. Louis	.240	149	559	56	134	16	3	5	69	37	75	17
1986	St. Louis	.239	159	578	56	138	26	5	1	59	34	59	24
MAJOR TOTALS		.255	375	1399	149	357	58	11	7	161	87	166	61

GW-RBI — 1984-4; 1985-12; 1986-6, Total: 22.

PENDLETON — LEAGUE CHAMPIONSHIP SERIES RECORD

Year	Club / Opp.	AVG.	G	AB	R	H	2B	3B	HR	RBI	BB	SO	SB
1985	St. L. vs. L.A.	.208	6	24	2	5	1	0	0	4	1	3	0

PENDLETON — WORLD SERIES RECORD

Year	Club / Opp.	AVG.	G	AB	R	H	2B	3B	HR	RBI	BB	SO	SB
1985	St. L. vs. K.C.	.261	7	23	3	6	1	1	0	3	3	2	0

PENDLETON — CAREER TRANSACTIONS

- Selected by St. Louis Cardinals' organization in 7th round of free-agent draft, June 7, 1982.
- On disabled list, April 8 to May 23 and July 16 to September 5, 1983.
- On disabled list, June 15 to June 30, 1985.

PENDLETON — DETAILED HITTING STATISTICS

	AVG.	G	AB	H	HR	RBI							
Totals	.239	159	578	138	1	59							
vs. LHP	.271	—	210	57	0	27							
vs. RHP	.220	—	368	81	1	32							
Before ASG	.216	86	306	66	0	21							
After ASG	.265	73	272	72	1	38							
Night	.239	105	381	91	1	45							
Day	.239	54	197	47	0	14							
Home	.253	81	292	74	0	28							
Road	.224	78	286	64	1	31							
Turf	.255	110	447	114	0	51							
Grass	.183	49	131	24	1	8							
April	.194	18	67	13	0	1							
May	.230	26	87	20	0	9							
June	.216	29	111	24	0	9							
July	.250	26	84	21	0	13							
August	.252	31	115	29	1	15							
Sept.-Oct.	.272	29	114	31	0	12							
vs. East	.250	87	336	84	1	26	.268	798	214	5	84		
Chi	.241	16	54	13	0	1	.279	122	34	1	7		
Mtl	.264	18	72	19	0	3	.296	152	45	0	12		
NY	.200	18	70	14	1	2	.225	173	39	2	14		
Pha	.254	18	71	18	0	14	.242	161	39	1	21		
Pitt	.290	17	69	20	0	6	.300	190	57	1	30		
vs. West	.233	72	242	54	0	33	.238	601	143	2	77		
Atl	.333	12	36	12	0	7	.300	100	30	0	18		
Cin	.273	12	44	12	0	7	.284	116	33	1	19		
Hou	.200	12	45	9	0	6	.180	111	20	0	9		
LA	.158	12	38	6	0	5	.212	99	21	0	9		
SD	.262	12	42	11	0	4	.247	89	22	1	11		
SF	.108	12	37	4	0	4	.198	86	17	0	11		

1986 HIGHS:

Most Hits: 4, twice, 8/8 vs. Pit. & 9/3 at Atl.

Most RBI: 3, twice, 5/23 vs. Atl. & 6/22 at Phi.

Most SB: 2, 4/27 vs. NY

Longest Hit Streak: 10 games, 7/26-8/5.

Last HR: 8/14 (1) at NY off Ron Darling.

CAREER HIGHS:

Most Hits: 4, four times (last time 9/3/86 at Atl.).

Most RBI: 4 twice, 4/21/85 vs. Pit. & 6/9/85 (2) at NY.

Most SB: 2, four times (last time 4/27/86 vs. NY).

Longest Hit Streak: 14 games, 1984.

Grand slam: 2 times (last time 6/9/85 (2) at NY).

CAREER

AVG.	AB	H	HR	RBI
.268	798	214	5	84
.279	122	34	1	7
.296	152	45	0	12
.225	173	39	2	14
.242	161	39	1	21
.300	190	57	1	30

PENDLETON — SWITCH-HITTING RECORD

Year		AVG.	AB	H	2B	3B	HR	RBI	BB	SO
1984	LH	.358	173	62	10	2	1	26	13	23
	RH	.258	89	23	6	1	0	7	3	9
1985	LH	.244	389	95	10	3	3	48	30	55
	RH	.229	170	39	6	0	2	21	7	20
1986	LH	.220	368	81	14	2	1	32	18	44
	RH	.271	210	57	12	3	0	27	16	15
CAREER	LH	.256	930	238	34	7	5	106	61	122
TOTALS	RH	.254	469	119	24	4	2	55	26	44

PENDLETON — CAREER FIELDING

Year	G	PO	A	E	TC	DP	PCT.
1984	66	59	155	13	227	10	.943
1985	149	129	361	18	508	26	.965
1986	156	133	371	20	524	36	.962
TOTALS	371	321	887	51	1259	72	.959

WILLIAM PATRICK (PAT) PERRY (37)

Pitcher Ht: 6-1 Wt: 170
 Bats: Left Throws: Left
 Age: 28 Born: 2-4-59 at Taylorville, Illinois



BECAME CARDINAL — Signed as a free-agent on August 3, following his release by Cleveland Indians' organization.

M.L. SERVICE — 1.028

1986 SEASON — Opened the season in the big leagues for first time in career...pitched two hitless and scoreless innings on 4/14 at NY to notch win in 6-2 victory in 13 innings...went 2/3 of an inning facing three batters and pitching out of a bases loaded 12th inning jam on 4/28 at SF to preserve 5-4 Cards win and gain his first Major League save...after making 9 relief appearances with a 1-1, 6.10 ERA (7 ER in 10.1 IP) record was optioned to Louisville on 5/8...made five AAA appearances and was recalled to St. Louis on 5/26...in next four appearances (8.2 IP) was unscored on from 5/26-6/4...worked perfect ninth inning at NY on 8/15 and picked up second win of season in Cards 4-2 victory in 10 innings...two days later at NY saved 2-1 victory for Tudor retiring the two Mets batters he faced in ninth...was second on staff, to Worrell, in appearances (46) and games finished (20)...limited opposing batters to .239 average.

CAREER HIGHLIGHTS — **1978** - Selected by Houston in the second round of the January free-agent draft and signed by Astros' scout Walt Matthews...appeared in 12 games making only two starts, but hurled shutouts in both starts to tie for Gulf Coast League high...**1979** - Used primarily in a starters role splitting time between rookie and A-ball...**1980** - Named to Florida State League All-Star team...**1981** - Used exclusively in relief for first time, posted a 5-1 mark between A and AA...**1982** - Appeared in relief 22 games with 4-0 mark and 3 saves...missed final month of the season with injury...**1983** - Opened season with Houston's AA team, but released 6/15...signed with Cleveland's AA, but released three weeks later, 7/1...signed by St. Louis on 8/3 and assigned to Springfield (A)...**1984** - Pitched in 25 games at Arkansas with a 1.11 ERA and in 21 games at Louisville with a 2.22 mark...struck out 94 in the same number of innings, and walked only 38...**1985** - Spent first season at the AAA level...was used primarily in relief, but did make two starts...was third in "Fireman of the Year" rankings in the American Association, and fourth in league with 14 saves...had the third lowest opponent's batting average among Association relievers, .52-for-283; .184 average...following AAA season was recalled by St. Louis on 9/9...made big league debut at NY on 9/12 working 4 scoreless innings, allowing only 2 hits while striking out 3, but did not figure in decision...next time out, 9/16 (2) at PIT scored his first big league victory...worked 2.1 hitless innings and struck out four...also connected for first M.L. hit in that game, with a ninth inning single off Don Robinson.

MISC. — Graduated from Taylorville, IL High School in 1977... while there, played basket ball, but did not play high school baseball... attended Lincoln Land Community College, Springfield, IL... married the former Diane Norris on 1-15-82... the couple has two daughters, Christina Renee (9/10/83) and Rachel Lynn (2/6/86)... played amateur baseball in Little League and American Legion programs... was mentioned to Cardinals, after release by Indians' organization in 1983, by Cardinals' assistant equipment man Frank Coppenbarger, who had seen him play amateur ball... enjoys racquetball, tennis, golf and ping-pong.

PERRY — COMPLETE RECORD

Year	Club	W-L	ERA	G	GS	CG	SHO	SV	IP	H	R	ER	BB	SO
1978	Sarasota	2-4	2.31	12	2	2	2	0	35	29	15	9	14	35
1979	Daytona Beach	2-3	5.29	12	7	1	0	0	51	64	31	30	16	30
	Sarasota	3-1	3.67	9	8	1	0	0	49	55	21	20	16	24
1980	Daytona Beach	9-5	2.97	22	19	1	1	0	115	121	51	38	46	54
1981	Columbus	3-1	6.35	27	0	0	0	1	51	54	40	36	38	35
	Daytona Beach	2-0	2.70	9	0	0	0	1	20	11	6	6	7	22
1982	Columbus	4-0	4.06	22	0	0	0	3	37.2	32	19	17	18	28
1983	Columbus	5-2	4.04	11	7	0	0	0	49	60	30	22	21	27
	Buffalo	0-0	6.75	4	0	0	0	0	5.1	8	5	4	4	4
	Springfield	1-1	2.22	6	2	0	0	1	24.1	17	6	6	5	31
1984	Arkansas	4-2	1.11	25	0	0	0	3	48.2	34	8	6	17	51
	Louisville	4-3	2.22	21	0	0	0	2	44.2	35	12	11	21	43
1985	Louisville	4-3	2.37	45	2	0	0	14	91	56	33	24	39	63
	St. Louis	1-0	0.00	6	0	0	0	0	12.1	3	0	0	3	6
1986	Louisville	1-0	3.27	5	0	0	0	1	11	8	6	4	6	7
	St. Louis	2-3	3.80	46	0	0	0	2	68.2	59	31	29	34	29
MAJOR TOTALS		3-3	3.22	52	0	0	0	2	81	62	31	29	37	35

PERRY — MAJOR LEAGUE HITTING TOTALS

	AVG.	AB	H	HR	RBI
1986	.000	8	0	0	0
CAREER	.100	10	1	0	0

PERRY — DETAILED PITCHING STATISTICS

	W-L	ERA	G	CG	SV	IP	ER	H	BB	SO
Totals	2-3	3.80	46	0	2	68.2	29	59	34	29
Before ASG	1-2	4.06	25	0	1	37.2	17	31	20	18
After ASG	1-1	3.48	21	0	1	31	12	28	14	11
Night	1-2	3.46	26	0	0	41.2	16	36	22	17
Day	1-1	4.33	20	0	2	27	13	23	12	12
Home	0-1	5.59	18	0	0	29	18	36	12	16
Road	2-2	2.50	28	0	2	39.2	11	23	22	13
April	1-1	6.23	7	0	1	8.2	6	6	7	4
May	0-0	1.69	4	0	0	5.1	1	4	2	4
June	0-1	4.26	11	0	0	19	9	18	10	8
July	0-0	6.23	6	0	0	8.2	6	10	2	4
August	1-0	1.72	9	0	1	15.2	3	9	4	4
Sept.-Oct.	0-1	3.18	9	0	0	11.1	4	12	9	5
vs. East	2-3	3.89	30	0	1	41.2	22	41	25	18
Chi	0-1	12.60	5	0	0	5	7	11	5	3
Mtl	0-1	3.38	4	0	0	2.2	1	2	4	0
NY	2-0	5.54	9	0	1	13	8	13	6	6
Pha	0-1	4.50	5	0	0	8	4	10	4	2
Pitt	0-0	1.38	7	0	0	13	2	5	6	7
vs. West	0-0	3.67	16	0	1	27	7	18	9	11
Atl	0-0	9.00	1	0	0	1	1	1	1	0
Cin	0-0	2.45	3	0	0	3.2	1	4	2	0
Hou	0-0	0.00	4	0	0	13.1	0	6	3	5
LA	0-0	5.40	3	0	0	5	3	5	2	1
SD	0-0	7.71	3	0	0	2.1	2	2	0	4
SF	0-0	0.00	2	0	1	1.2	0	1	1	0

1986 HIGHS:
 Most Strikeouts: 3, 5/1 at SD.
 Longest Scoreless Streak: 9.1 IP, 5/3-6/4.
 Longest Relief Appearance: 4 IP, 8/3 at Pit.

CAREER HIGHS:
 Most Strikeouts: 3, twice, 9/12/85 and of season.
 Longest Relief Appearance: 4 IP, twice, 9/12/85 at NY & 8/3/86 at Pit.

	W-L	SV	G	IP	ERA	ER
CAREER	3-3	1	36	54	3.67	22
vs. East	0-1	0	5	5	12.60	7
vs. West	0-1	0	5	5.2	1.59	1
vs. East	2-0	1	11	17.1	4.15	8
vs. West	0-1	0	6	10	3.60	4
vs. East	1-0	0	9	16	1.13	2
vs. West	0-0	1	16	27	3.67	7
vs. East	0-0	0	1	1	9.00	1
vs. West	0-0	0	3	3.2	2.45	1
vs. East	0-0	0	4	13.1	0.00	0
vs. West	0-0	0	3	5	5.40	3
vs. East	0-0	0	3	2.1	7.71	2
vs. West	0-0	1	2	1.2	0.00	0

PERRY — CAREER TRANSACTIONS

- Selected by Houston Astros' organization in 2nd round of free-agent draft, January 10, 1978.
- On disabled list, May 6 to May 24 and August 1, 1982 through remainder of season.
- On disabled list, May 24 to June 15, 1983.
- Released, June 24, 1983; signed by Buffalo (Cleveland Indians' organization), July 1, 1983.
- Released, July 12, 1983; signed by Springfield (St. Louis Cardinals' organization), August 3, 1983.

OSBORNE (OZZIE) EARL SMITH (1)

Shortstop **Ht: 5-10** **Wt: 155**
Bats: Both **Throws: Right**
Age: 32 **Born: 12-26-54 at Mobile, Alabama**



BECAME CARDINAL — Acquired February 10, 1982, in trade with San Diego for shortstop Garry Templeton.

M.L. SERVICE — 8.000

1986 SEASON — Was the Cardinals' most consecutive player leading the team's regulars with a career high .280 average and winning his 7th straight Gold Glove for fielding excellence at shortstop...in four plate appearances on 5/1 at SD had a single, double, two walks, stole three bases and scored all three of the Cardinals runs in a 4-3 loss to Padres...had a nine-game hitting streak (11-for-34; .324) from 5/3-14...notched seventh career four-hit game on 6/2 at HOU...set a personal record with 44-game errorless streak from 7/23-9/15...stole his 150th base as a Cardinal, 8/12 at MTL...scored a run in eight straight games from 8/30-9/7...on 9/7 at HOU played his 701st game at shortstop for St. Louis moving into third place on Cards all-time games played by shortstop list behind Dal Maxvill (1054) and Marty Marion (1492)...that day also stole 300th career base...had hit in 9 of last 10 games (15-for-30; .500) from 9/24-10/5...Smith's fine season was recognized in a number of ways...received the fourth highest number of votes in fan balloting for All-Star game and made his fourth straight start...named shortstop on The Sporting News and U.P.I. post-season N.L. All-Star teams...was club leader in average, hits and walks...tied career high in RBI and had career bests in average and walks...was sixth in N.L. in walks and seventh in on-base pct. (.376)...was again toughest batter in league to strikeout (1 in 19.4 AB)...was on-base by hit or walk in 119 of 144 (83%) starts...was 31 of 38 (82%) in steal attempts, tied for seventh best success rate in N.L...marked fifth straight season with 25 or more steals...led N.L. shortstops for third straight year in fielding pct. (.978) and tied for loop lead in double plays (96).

CAREER HIGHLIGHTS — **1977** - Selected by San Diego in fourth round of June free-agent draft and signed by Padres' scouts Cliff Ditto and Bob Fontaine...led Northwest League shortstops in assists (254), double plays (40) and fielding pct. (.943)...led loop in stolen bases with 30...during the off-season caught the eye of Padres brass with .323 avg. in Arizona Instructional League...**1978** - Became SD regular shortstop after only 68 games in the minor leagues...played in 159 games, leading the league in sacrifice hits with 28 and finishing 4th in stolen bases with 40...was runner-up to Atlanta's Bob Horner for Rookie of the Year honors...**1979** - Led N.L. shortstops with 555 assists...was League's 5th toughest hitter to fan (1 every 17.54 AB)...**1980** - Capped a sensational defensive season at shortstop by winning his first Gold Glove after setting a new major league record for assists by a shortstop...set the new mark September 26 vs Dodgers when he surpassed a mark Pittsburgh's Glenn Wright had established in 1924. Wright's mark was 601 assists and Oz finished the season with 621...also participated in more double plays than any other N.L. shortstop...may have set the stage for his season by handling 16 total chances, including 12 assists, April 12 vs SF...joined with Gene Richards and Jerry Mumphrey to become the first trio in N.L. history to all steal 50 bases in same season - Smith (57), Richards (61), Mumphrey (52)...led league with 23 sacrifice hits...**1981** - Played in all 110 games, tying for N.L. high...league leader in at-bats with 450...led N.L. shortstops in assists, total chances and fielding pct...**1982** - Was the N.L.'s best shortstop on a percentage basis, won his third straight Gold Glove and led the league in assists for the fourth straight year...984 fielding percentage is a Cardinal season record for a shortstop...not only did he

maintain his level of performance on the field, but Ozzie also emerged as a solid hitter after working with Cardinal coaches at spring training on developing his swing to take advantage of Busch's artificial turf. . . . after missing only 13 games in his first four major league seasons, Smith was sidelined for 18 days late in the year due to a hematoma of his right thigh. . . . Smith set a 7-game World Series record for most putouts by a shortstop with 22. In 1981 Smith maintained his level of near perfect performances in the field; his .976 fielding percentage was best in the league. . . . led the National League in chances with 658 and in games played with 110. . . . was named one of St. Louis' Baseball Men of the Year by the local BBWAA Chapter. . . . voted to UPI and Sporting News post-season All-Star team. . . . **1983** - Was the league's best shortstop in terms of putouts and total chances even though for the first time in five years he was edged out of the lead in the assist category, finished behind Houston's Dickie Thon. . . . led the 1983 Cardinals in games played. . . . was second in sacrifice hits and walks and third in doubles, triples, stolen bases and game-winning RBI. . . . **1984** - Was recognized as the National League's premier shortstop on A. P., U. P. I., and The Sporting News post-season teams, and for the second consecutive season was voted the N. L.'s starting shortstop on the All-Star team. . . . did not win this wide acclaim on past reputation either, he earned it on the field, leading the N. L. in fielding pct. (.982), while committing a career low 12 errors. . . . also sparked the Cardinals with his bat and speed, his .314 mark from the right side of the plate was tops in his career and his 11 sacrifices led the team. On the basepaths, Ozzie was one of the league's most successful thieves making good on 35 of 42 stolen base attempts, a success rate of 83%. . . . was also one of the most difficult players to strikeout, averaging a strikeout only every 28.5 plate appearances. . . . missed a month of the season when he was hit by a Ed Whitson pitch July 13 that fractured the ulna bone in his right wrist. Returned from the disabled list August 20 in grand fashion going 2-for-4 (double, triple). . . . thrilled opening night crowd with his traditional season opening pre-game backflip, and then closed the evening's festivities with a three-run homer to defeat Pittsburgh, 4-1. . . . finished 10th in N. L. stolen bases (35). . . . **1985** - Prior to home opener, April 15, Cardinals end weeks of trade rumors and speculation by signing Smith to a four year contract extension. Ozzie pays immediate dividend on Redbird investment with 2-for-3 outing in opener and his first home run of season. . . . goes through month of April flawless at shortstop, does not commit first error of season until May 4. . . . on June 20, appearing to be a shoe-in for selection to third straight starting assignment at the All-Star Game, Ozzie vows to raise his batting average which stands at .242 before the mid-summer classic. He meets goal by hitting in 19 of next 22 games (22-for-75; .427), raising his average to .290 at the All-Star Break. In the All-Star Game, Smith is the only N. L. player to play the entire game. Six homers on season raises career total to 13, with all 13 coming from the right side of the plate for the switch-hitter. . . . continues to be among the leagues toughest batters to strikeout with only 27 Ks in 615 plate appearances one every 22.7 times. . . . started 158 games at shortstop. . . . tops N. L. shortstops in putouts, assists, total chances and fielding pct. . . . ties major league record held by Owen Busch and Don Kessinger for most seasons (6) with 500 or more assists 1978, '79, '80, '82, '83, '85. . . . ties Michael Doolan's N. L. record for years leading league in assists (5). . . . has at least one hit in each of 6 L. C. S. games. . . . hits first left-handed home run in 3,009 professional at-bats off Tom Niedenfuer in ninth inning of Game 5 giving St. Louis a 3-2 win. . . . named Most Valuable Player of National League Championship Series. . . . post-season awards included sixth consecutive Gold Glove Award at short and selection on Sporting News and UPI N. L. All-Star teams.

MISC. — Married the former Denise Jackson (11/1/80). . . . the couple have two children, Osborne Earl, Jr. (O.J.) born 4/28/82 and Dustin Cameron born 1/24/87. . . . A panel of California fashion experts named Ozzie as one of the 10 best casually dressed men of America in 1982 along with such notables as Alexander Haig and Johnny Carson. . . . graduCarson. . . graduated from California State Poly (San Luis Obispo) where he had a fine collegiate career. . . . played for an All-Star College club between his junior and senior years, and went with them to Taiwan for an international tournament. The team wound-up in second place with Smith being named the tournament's MVP. . . . was nominated for the N. A. A. C. P. Image Award for Sportsmanship, Humanitarianism and Community Activities in 1983. . . . named to the 1986 Father of the Year Honors group by the National Father's Day Committee. . . . is a tireless worker for charity causes including Red Cross, Multiple Sclerosis, March of Dimes and Annie Malone Childrens Home. . . . one of 24 Major League All-Stars chosen to play seven-game series in Japan against Japanese All-Star team following 1986 season. . . . played in all seven games and went 5-for-15; .333. . . . in a 1986 poll of N. L. managers by the Toronto Star, was rated league's best defensive infielder and smartest player in league. . . . enjoys listening to jazz, word puzzles and backgammon.

SMITH — COMPLETE RECORD

Year	Club	AVG.	G	AB	R	H	2B	3B	HR	RBI	BB	SO	SB
1977	Walla Walla	.303	68	287	69	87	10	2	1	35	40	12	30
1978	San Diego	.258	159	590	69	152	17	6	1	46	47	43	40
1979	San Diego	.211	156	587	77	124	18	6	0	27	37	37	28
1980	San Diego	.230	158	609	67	140	18	5	0	35	71	49	57
1981	San Diego	.222	110†	450*	53	100	11	2	0	21	41	37	22
1982	St. Louis	.248	140	488	58	121	24	1	2	43	68	32	25
1983	St. Louis	.243	159	552	69	134	30	6	3	50	64	36	34
1984	St. Louis	.257	124	412	53	106	20	5	1	44	56	17	35
1985	St. Louis	.276	158	537	70	148	22	3	6	54	65	27	31
1986	St. Louis	.280	153	514	67	144	19	4	0	54	79	27	31
MAJOR TOTALS		.247	1317	4739	583	1169	179	38	13	374	528	273	303

*Led League

†Tied for League Lead

GW-RBI — 1980-5; 1981-4; 1982-7; 1983-7; 1984-5; 1985-5; 1986-5. Total: 38.

SMITH — LEAGUE CHAMPIONSHIP SERIES RECORD

Year	Club / Opp.	AVG.	G	AB	R	H	2B	3B	HR	RBI	BB	SO	SB
1982	St. L. vs. All.	.556	3	9	0	5	0	0	0	3	3	0	1
1985	St. L. vs. L.A.	.435	6	23	4	10	1	1	1	3	3	1	1
L.C.S. TOTALS		.469	9	32	4	15	1	1	1	6	6	1	2

SMITH — WORLD SERIES RECORD

Year	Club / Opp.	AVG.	G	AB	R	H	2B	3B	HR	RBI	BB	SO	SB
1982	St. L. vs. Mil.	.208	7	24	3	5	0	0	0	1	3	0	1
1985	St. L. vs. K.C.	.087	7	23	1	2	0	0	0	0	4	0	1
W.S. TOTALS		.149	14	47	4	7	0	0	0	1	7	0	2

SMITH — ALL-STAR GAME RECORD

Year	Club	AVG.	AB	R	H	2B	3B	HR	RBI	BB	SO	SB
1981	National	.000	0	0	0	0	0	0	0	2	0	0
1982	National	.000	0	0	0	0	0	0	0	0	0	0
1983	National	.500	2	1	1	0	0	0	0	0	0	0
1984	National	.000	3	0	0	0	0	0	0	0	0	1
1985	National	.000	4	0	0	0	0	0	0	0	0	0
1986	National	.000	1	0	0	0	0	0	0	0	0	0
ALL-STAR TOTALS		.100	10	1	1	0	0	0	0	2	0	1

SMITH — SWITCH-HITTING RECORD

Year		AVG.	AB	H	2B	3B	HR	RBI	BB	SO
1978	LH	.289	395	114	10	5	0	37	34	32
	RH	.195	195	38	7	1	1	9	13	11
1979	LH	.212	410	87	9	5	0	19	24	26
	RH	.209	177	37	9	1	0	8	13	11
1980	LH	.231	464	107	13	4	0	30	50	40
	RH	.228	145	33	5	1	0	5	21	9
1981	LH	.251	311	78	9	2	0	15	29	23
	RH	.158	139	22	2	0	0	6	12	14
1982	LH	.242	322	78	13	1	0	24	53	20
	RH	.259	166	43	11	0	2	19	15	12
1983	LH	.248	399	99	22	2	0	32	43	21
	RH	.229	153	35	8	4	3	18	21	15
1984	LH	.234	291	68	11	3	0	33	34	11
	RH	.248	121	30	9	2	1	11	22	6
1985	LH	.264	375	99	10	3	0	34	36	13
	RH	.302	162	49	12	0	6	20	29	14
1986	LH	.282	312	88	11	4	0	40	48	18
	RH	.277	202	56	8	0	0	14	31	9
CAREER TOTALS	LH	.249	3279	818	108	29	0	264	351	204
	RH	.235	1460	343	71	9	13	110	177	101

SMITH — CAREER TRANSACTIONS

- Selected by Detroit Tigers' organization in 7th round of free-agent draft, June 8, 1976.
- Selected by San Diego Padres' organization in 4th round of free-agent draft, June 7, 1977.
- Traded to St. Louis Cardinals for shortstop Garry Templeton, February 11, 1982.
- On disabled list, July 14 to August 19, 1984.

SMITH — DETAILED HITTING STATISTICS

	AVG.	G	AB	H	HR	RBI
Totals	.280	153	514	144	0	54
vs. LHP	.277	—	202	56	0	14
vs. RHP	.282	—	312	88	0	40
Before ASG	.280	81	282	79	0	27
After ASG	.280	72	232	65	0	27
Night	.265	101	344	91	0	34
Day	.312	52	170	53	0	20
Home	.291	78	254	74	0	31
Road	.269	75	260	70	0	23
Turf	.299	117	391	117	0	44
Grass	.220	36	123	27	0	10
April	.310	17	48	18	0	6
May	.291	25	79	23	0	7
June	.300	27	100	30	0	12
July	.256	25	86	22	0	10
August	.194	29	93	18	0	7
Sept.-Oct.	.337	30	98	33	0	12
vs. East	.279	84	290	81	0	32
Chi	.370	16	46	17	0	8
Mtl	.295	17	61	18	0	4
NY	.193	17	57	11	0	3
Pha	.271	18	70	19	0	7
Pitt	.286	16	56	16	0	10
StL	—	—	—	—	—	—
vs. West	.281	69	224	63	0	22
Atl	.282	12	39	11	0	2
Cin	.206	12	34	7	0	2
Hou	.351	12	37	13	0	4
LA	.268	12	41	11	0	3
SD	.222	11	36	8	0	4
SF	.351	10	37	13	0	7

1986 HIGHS:

Most Hits: 4, 6/2 at Hou.
Most RBI: 3, 8/2 at Pitt. & 8/9 vs. Pitt.
Most SB: 3, 5/1 at SD.
Longest Hit Streak: 9 games, 5/3-14.

CAREER HIGHS:

Most Hits: 4, seven times (last time 6/2/86).
Most RBI: 4, 5/27/84.
Most SB: 3, five times (last time 5/1/86).
Longest Hit Streak: 14 games, 1981.
Last HR: 9/29/85 at Mtl. (Schatzeder).

	AVG.	AB	H	HR	RBI
CAREER					
	.252	2351	592	7	205
	.282	440	124	1	44
	.238	441	105	2	36
	.228	399	91	0	25
	.256	437	112	2	38
	.270	448	121	2	54
	.210	186	39	0	8

vs. West	.281	69	224	63	0	22	.242	2388	577	6	169
Atl	.282	12	39	11	0	2	.254	449	114	2	36
Cin	.206	12	34	7	0	2	.243	428	104	0	27
Hou	.351	12	37	13	0	4	.247	442	109	0	23
LA	.268	12	41	11	0	3	.226	447	101	0	26
SD	.222	11	36	8	0	4	.254	189	48	1	14
SF	.351	10	37	13	0	7	.233	433	101	3	43

OZZIE'S FAVORITE DEFENSIVE PLAYS

Date	Situation	Defensive Gem
1. 4/20/78 vs ATL	4th Inning, 2 Out	Jeff Burroughs ground ball up middle, dives to left, ball carooms up in air but Ozzie grabs bare-handed and throws Burroughs out at first.
2. 8/4/86 vs. PHI	9th Inning, 1 Out	Von Hayes hits shallow fly ball to leftfield, outfielder dives headlong toward infield while Ozzie dives head long toward outfield and catches ball with basket catch.
3. 8/6/86 vs PHI	3rd Inning, 1 Out, 1 On	With Ronn Reynolds running from first-on play. Gary Redus hits infield single to Ozzie, instead of throwing to first, Ozzie throws behind Reynolds who had rounded third base and is tagged out.

SMITH — CAREER FIELDING

Year	G	PO	A	E	TC	DP	PCT.
1978	159	264	548	25	837	98	.970
1979	155	256	555	20	831	86	.976
1980	158	288	621	24	933	113	.974
1981	110	220	422	16	658	72	.976
1982	139	279	535	13	827	101	.984
1983	158	304	519	21	844	100	.975
1984	124	233	437	12	682	94	.982
1985	158	264	549	14	827	111	.983
1986	144	229	453	15	697	96	.978
TOTALS	1305	2337	4639	160	7136	871	.978

RAYMOND (RAY) JOHN SOFF (47)

Pitcher **Ht: 6-0** **Wt: 185**
Bats: Right **Throws: Right**
Age: 28 **Born: 10-31-58 at Adrian, Michigan**



BECAME CARDINAL — Signed by Cardinals' organization as a free-agent on June 29, 1985 after being released by Chicago Cubs organization, April 1, 1985.

M.L. SERVICE — 0.081

1986 SEASON — Started season at Arkansas (AA)... was quickly promoted to Louisville on May 19... continued to impress in relief role at AAA... in first appearance went 4.1 innings of three-hit scoreless ball for win... boosted AAA record to 3-0 with win 6/10 at Buffalo... on 6/17 at Nashville pitched 3.1 perfect innings, striking out six... contract was purchased by St. Louis on 7/16 when Ken Dayley was placed on the disabled list... made big league debut on 7/17 pitching one scoreless inning of relief and striking out two... unscored on in first seven appearances (6 IP) from 7/17-8/2... notched first M.L. win on 9/1 at ATL with one scoreless inning... that win started off a nine-game road trip in which Soff made six appearances, was unscored on in 8.1 IP and posted a 3-0 record... a win on 9/25 vs PHI raised record to 4-0 before two late season losses.

CAREER HIGHLIGHTS — **1979** - Selected by Chicago (N) in the 11th round of the free-agent draft and signed by Cubs' scout Herman Hannah... used primarily in starters role... **1980** - Appearing mostly in relief, struckout 59 batters in 66 innings (8.05 strikeouts per 9 IP)... **1981** - Finished 20 of 32 relief appearances, posting a 3-0 mark with 6 saves... **1982** - Posted the most relief wins (10) in California League... had the third best strikeouts to innings pitched ratio among league relievers (80 K in 83 IP, 8.67 per IP)... **1983** - Promoted to AA with Cubs' Midland Club... appeared in career high 45 games... **1984** - Split season between starters role and relief making five appearances at each... **1985** - Released by Chicago organization in spring training... after signing with Cardinals organization in June, reported to Arkansas where he was used in relief for 19 games (5-3, 6 SV)... struck out 26 batters in 26 innings.

MISC. — Graduated from Blissfield H.S. (Blissfield, MI) in 1976... lettered in baseball... pitched for Central Michigan University for three seasons... enjoys playing golf in spare time.

SOFF — COMPLETE RECORD

Year Club	W-L	ERA	G	GS	CG	SHO	SV	IP	H	R	ER	BB	SO
1979 Geneva	3-2	3.70	9	8	0	0	0	56	48	26	23	34	38
1980 Quad City	1-8	4.77	40	2	0	0	7	66	61	49	35	32	59
1981 Quad City	3-0	3.71	32	0	0	0	6	51	49	27	21	24	39
1982 Salinas	10-7	3.16	43	0	0	0	11	83	74	36	29	30	80
1983 Midland	4-3	6.84	45	3	0	0	2	76	98	63	58	37	41
1984 Midland	2-1	1.52	10	5	1	0	0	41	36	12	7	12	17
1985 Arkansas	5-3	1.38	19	0	0	0	6	26	16	5	4	9	26
1986 Arkansas	3-2	1.27	18	0	0	0	6	21.1	18	7	3	6	14
Louisville	3-2	1.90	20	0	0	0	4	42.2	33	13	9	15	30
St. Louis	4-2	3.29	30	0	0	0	0	38.1	37	17	14	13	22
MAJOR TOTALS	4-2	3.29	30	0	0	0	0	38.1	37	17	14	13	22

SOFF — MAJOR LEAGUE HITTING TOTALS

	AVG.	AB	H	HR	RBI
1986	.000	2	0	0	0
CAREER	.000	2	0	0	0

SOFF — CAREER TRANSACTIONS

- Selected by Chicago Cubs' organization in 11th round of free-agent draft, June 8, 1979.
- Released by Chicago organization, April 1, 1985; signed by Arkansas (St. Louis Cardinals' organization), June 29, 1985.

SOFF — DETAILED PITCHING STATISTICS

	W-L	ERA	G	CG	SV	IP	ER	H	BB	SO
Totals	4-2	3.29	30	0	0	38.1	14	37	13	22
After ASG	4-2	3.29	30	0	0	38.1	14	37	13	22
Night	4-1	2.25	22	0	0	28	7	25	11	15
Day	0-1	6.10	8	0	0	10.1	7	12	2	7
Home	1-2	3.68	11	0	0	14.2	6	15	6	9
Road	3-0	3.04	19	0	0	23.2	8	22	7	13
July	0-0	0.00	6	0	0	6	0	3	4	6
August	0-0	4.91	9	0	0	11	6	15	4	7
Sept.-Oct.	4-2	3.38	15	0	0	21.1	8	19	5	9
vs. East	2-2	3.55	20	0	0	25.1	10	24	7	11
Chi	0-1	16.20	3	0	0	3.1	6	6	0	2
Mtl	0-0	0.00	4	0	0	5.1	0	5	0	4
NY	0-0	0.00	3	0	0	3.2	0	3	0	1
Pha	1-0	1.93	4	0	0	4.2	1	2	3	2
Pitt	1-1	3.24	6	0	0	8.1	3	8	4	2
vs. West	2-0	2.77	10	0	0	13	4	13	6	11
Atl	1-0	0.00	2	0	0	1.1	0	2	0	1
Cin	0-0	13.50	2	0	0	2	3	4	1	3
Hou	1-0	1.80	2	0	0	5	1	5	3	2
LA	0-0	0.00	2	0	0	2.1	0	1	1	2
SD	0-0	0.00	1	0	0	0.1	0	1	0	1
SF	0-0	0.00	1	0	0	2	0	0	1	2

1986 HIGHS:

Most Strikeouts: 2, four times.
Longest Scoreless Streak: 10 IP, 9/1-16. **Longest Relief Appearance:** 3 IP, 9/5 at Hst.
Longest Winning Streak: 4 games, 9/1-25. **Longest Losing Streak:** 2 games, 9/27-end of season.

CAREER HIGHS:

Most Strikeouts: 2, four times.
Longest Scoreless Streak: 10 IP, 9/1-16/86. **Longest Relief Appearance:** 3 IP, 9/5/86 at Hst. **Longest Winning Streak:** 4 games, 9/1-25/86. **Longest Losing Streak:** 2 games, 9/27-end of season/86.

CAREER:

	W-L	SV	G	IP	ERA	ER
CAREER	2-2	0	20	25.1	3.55	10
vs. East	0-1	0	3	3.1	16.20	6
vs. West	0-0	0	4	5.1	0.00	0
vs. East	0-0	0	3	3.2	0.00	0
vs. West	1-0	0	4	4.2	1.93	1
vs. East	1-1	0	6	8.1	3.24	3
vs. West	2-0	0	10	13	2.77	4
vs. East	0-2	0	2	1.1	0.00	0
vs. West	0-0	0	2	2	13.50	3
vs. East	1-0	0	2	5	1.80	1
vs. West	0-0	0	2	2.1	0.00	0
vs. East	0-0	0	1	0.1	0.00	0
vs. West	0-0	0	1	2	0.00	0

JOHN THOMAS TUDOR (30)

Pitcher **Ht: 6-0** **Wt: 185**
Bats: Left **Throws: Left**
Age: 33 **Born: 2-2-54 at Schenectady, New York**

BECAME CARDINAL — On December 12, 1984 with outfielder Brian Harper in a trade with Pittsburgh for outfielder George Hendrick and catcher Steve Barnard.

M.L. SERVICE — 6.158

1986 SEASON — Continued to dominate as "Ace" of St. Louis pitching staff... with 6-3 victory on 4/12 vs MTL won his 18th straight game at Busch Stadium, dating back to 4/22/85... a 4-2 victory at MTL on 4/18 gave Tudor his third straight win of the season against no defeats and brought his consecutive game winning streak to 14, dating back to 7/20/85... it was the second longest winning streak in Cardinals history to Bob Gibson's 15 straight in 1968... went 10 innings on 5/7 vs SD, but did not figure in decision... in five starts from 6/2-6/23 went nine or more innings in each working a total of 45.1 innings allowing 20 hits and six earned runs (1.19 ERA)... included in that stretch was a four-hitter at HOU on 6/2 and a two-hitter vs CHI on 6/7... the two-hitter was the fewest hits allowed by a Cardinal pitcher in a route going performance in '86... over



three starts from 6/13-23 allowed two earned runs in 27.1 innings, but did not have a decision. . . . in four starts from 7/22-8/7 helped himself offensively going 6-for-12; .500. . . included in that stretch was 3-for-3 day on 7/22 vs SF. . . . suffered shoulder stiffness in each of last two starts and had worked three scoreless innings on 9/15 before he had to be removed. . . . rest for remainder of season was prescribed and went on the disabled list retroactive to 9/16. . . . for fifth straight year had 30 or more starts. . . . allowed over four earned runs in only one start. . . . went 7-2 after All-Star break, and has never had a losing record after the break. . . . in six full seasons in the big leagues, 1981 through 1986, has posted a winning record each season. . . . Cards were 18-12 in his 30 starts. . . . opponents batted .244 (197-for-807) against Tudor. . . . averaged 7.1 IP per start and 2.18 walks/4.40 strikeouts per 9 IP. . . . was seventh in N.L. ERA. . . . picked off 11 base runners.

CAREER HIGHLIGHTS — 1976 - Selected by Boston in the secondary phase of the January free-agent draft and signed by Red Sox' scout William Enos. . . . spent most of the season as reliever, but did start 5 games, completing three of them. . . . **1977** - Pitched a seven-inning no-hit 2-0 shutout against Reading on 6/28. . . . **1978** - Went 8-4 in first full AAA season. . . . split time between starting (12 games) and bullpen (14 games). . . . **1979** - Used almost exclusively as a starter for the first time. . . . made big league debut on 8/16 in start vs White Sox. . . . picked up first N.L. win vs DET 9/21. . . . **1980** - Was 8-4 with 2.91 as a starter after being recalled, despite missing 20 games between July 23 and August 13, due to shoulder tendinitis. . . . had 10 strikeouts on 7/12 vs DET. . . . **1981** - Spent first full season in big leagues as a starter prior to players' strike, but was moved to bullpen when season resumed. . . . **1982** - Ranked 12th in the A.L. in ERA and fifth in the league in strikeouts. . . . 146 strikeouts were the most by a Boston left-hander since 1970 and was the first left-hander since Mel Parnell in 1950 to lead the Sox in K's. . . . fanned 11 at DET on 9/19 a personal high and most by a Sox lefty since 1974. . . . was 7-2 with 2.92 ERA in final 12 starts. . . . **1983** - Was 10th in the A.L. strikeouts, ninth in innings pitched and tied for 10th in shutouts and starts. . . . led Red Sox in wins, starts, innings pitched and strikeouts. . . . worked 10 scoreless innings in a start vs Tex. on 4/17 and went 10 innings again two starts later in California. . . . tossed a one-hitter at Tor. on 5/27, winning 2-0; only hit was a fourth inning single by Dave Collins. . . . **1984** - Was 12-11 in his first National League season, finishing with a 4-1 record and 1.39 ERA in his last five starts. . . . made 11 starts in which he allowed one or fewer earned runs, and was 8-0 with three no-decisions in those games. . . . the Pirates scored two or fewer runs in nine of John's 11 losses, including three shutouts. . . . first National League shutout was on June 3, when he beat MTL on four hits. . . . finished third among National League pitchers in batting (based on 70 or more at-bats), ending at .211 (16-for-76) in his first professional season as a hitter. The Pirates' Rick Rhoden (.333) and the Braves' Rick Mahler (.296) were 1-2. . . . **1985** - Established himself as one of the top pitchers in the National League. . . . led the league with 10 shutouts and was among league leaders in six pitching categories (wins, percentage, innings, strikeouts, complete games, ERA). . . . after losing 5/29 at Atlanta to push his record to 1-7, corrected a small mechanical flaw in his delivery. The change in form helped to make Tudor a 21-game winner, including a 6-0 mark, 1.34 ERA in the month of June, earning John, Pitcher of the Month from the National League. . . . after slow start went on to win 20 of the next 21 decisions, with only loss coming between 9 and 11 game winning streaks (to LA and Valenzuela, 3-0 on 7/20). . . . was at top form when the Redbirds needed it most, in September, hurling three shutouts and 31 consecutive scoreless innings to start out month with four victories. . . . had four low hit games including one hitter vs CHI on 8/8 (Durham, 5th inning) and a two hitter vs CHI on 6/23 (Lake, 3rd inning and Sandberg, 4th inning). . . . posted career high shutout total, the most ever by a Cardinal left-hander. . . . twice shutout Mets by scores of 1-0, on 6/8 three hitter at NY and 9/11 three hitter at NY in 10 innings. . . . often helped himself at the plate, had double figure hit total, including 3 doubles and 2 triples. . . . was the loser to the Dodgers in Game No. 1 of the LCS, but the inner in Game No. 4 in the World Series, he won Game 1, 3-1; and Game 4, 3-0 on a 5-hit shutout, and would have been the MVP of the Series had it ended in six games, but instead, was the loser in the 7th game when the Cardinals were shutout, 11-0. . . . post-season honors rolled in for the left-hander including spots on the Sporting News, UPI and AP post-season All-Star teams. . . . finished second in BBWAA N.L. Cy Young balloting. . . . named St. Louis' BBWAA chapter's Baseball Man of the Year along with Willie McGee and Tom Herr.

MISC. — Graduated from Peabody (MA) High School, North Shore (MA) Community College and Georgia Southern University with a B.S. degree in criminal justice. . . . pitched in high school and college. . . . was MVP at North Shore C.C. in 1973. . . . hobbies include skating, playing hockey and scuba diving. . . . in his two seasons with the Cardinals, the left-hander is 34-15; .694 winning pct., the highest winning pct. in Cardinals history by a pitcher with 50 or more decisions, is .677 (105-50) by Mort Cooper from 1938-45. . . . is one of five active N.L. pitchers to have at least ten wins in each of last five seasons (Gullickson, Rawley, Ryan, Valenzuela).

TUDOR — COMPLETE RECORD

Year Club	W-L	ERA	G	GS	CG	SHO	SV	IP	H	R	ER	BB	SO
1976 Winston-Salem	5-2	2.74	25	5	3	0	5	82	77	26	25	28	76
1977 Bristol	6-5	3.52	27	16	3	1	4	115	113	57	45	35	78
Pawtucket	1-1	2.08	4	0	0	0	0	4	5	1	1	3	1
1978 Pawtucket	8-4	2.98	26	12	4	0	1	109	104	46	36	56	87
1979 Pawtucket	10-11	2.93	25	24	9	1	0	163	145	73	53	52	103
Boston	1-2	6.43	6	6	1	0	0	28	39	23	20	9	11
1980 Pawtucket	4-5	3.65	12	11	3	0	0	74	67	36	30	33	51
Boston	8-5	3.02	15	13	5	0	0	92	81	35	31	31	45
1981 Boston	4-3	4.58	18	11	2	0	1	79	74	44	40	28	44
1982 Boston	13-10	3.63	32	30	6	1	0	195.2	215	90	79	59	146
1983 Boston	13-12	4.09	34	34	7	2	0	242	236	122	110	81	136
1984 Pittsburgh	12-11	3.27	32	32	6	1	0	212	200	81	77	56	117
1985 St. Louis	21-8	1.93	36	36	14	10	0	275	209	68	59	49	169
1986 St. Louis	13-7	2.92	30	30	3	0	0	219	197	81	71	53	107
A.L. TOTALS	39-32	3.96	106	94	21	3	1	636.2	645	314	280	208	382
N.L. TOTALS	46-26	2.64	98	98	23	11	0	706	606	230	207	158	393
MAJOR TOTALS	85-58	3.26	204	192	44	14	1	1342.2	1251	544	487	366	775

TUDOR — LEAGUE CHAMPIONSHIP SERIES RECORD

Year Club/Opp.	W-L	ERA	G	GS	CG	SHO	SV	IP	H	R	ER	BB	SO
1985 St. L. vs. L.A.	1-1	2.84	2	2	0	0	0	12.2	10	5	4	3	8

TUDOR — WORLD SERIES RECORD

Year Club/Opp.	W-L	ERA	G	GS	CG	SHO	SV	IP	H	R	ER	BB	SO
1985 St. L. vs. K.C.	2-1	3.00	3	3	1	1	0	18	15	6	6	7	14

TUDOR — DETAILED PITCHING STATISTICS

	W-L	ERA	G	CG	SV	IP	ER	H	BB	SO						
Totals	13-7	2.92	30	3	0	219	71	197	53	107						
Before ASG	6-5	2.66	19	3	0	148.2	44	110	36	70						
After ASG	7-2	3.46	11	0	0	70.1	27	87	17	37						
Night	8-4	2.94	18	2	0	125.1	41	121	28	61						
Day	5-3	2.88	12	1	0	93.2	30	76	25	46						
Home	9-3	2.95	18	2	0	128	42	117	29	62						
Road	4-4	2.87	12	1	0	91	29	80	24	45						
April	3-1	2.08	5	1	0	39	9	30	8	18						
May	1-2	3.40	6	0	0	45	17	36	13	17						
June	2-1	1.79	6	2	0	50.1	10	30	10	27						
July	3-1	3.47	5	0	0	36.1	14	40	8	19						
August	4-1	3.96	6	0	0	38.2	17	47	13	24						
Sept.-Oct.	0-1	3.72	2	0	0	9.2	4	14	1	2						
											CAREER					
											W-L	SV	G	IP	ERA	ER
vs. East	7-3	2.66	15	2	0	108.1	32	89	24	53	27-11	0	52	376.1	2.85	119
Chi	2-0	1.53	4	2	0	35.1	6	21	8	15	6-1	0	9	73.2	2.57	21
Mtl	2-1	5.63	3	0	0	16	10	19	7	11	5-3	0	12	73.1	3.79	33
NY	1-2	3.27	4	0	0	22	8	25	5	13	5-4	0	13	91.1	2.17	22
Pha	1-0	4.15	1	0	0	8.2	4	7	1	4	6-3	0	10	69.1	2.99	23
Pitt	1-0	1.37	3	0	0	26.1	4	17	3	10	4-0	0	6	49	2.94	16
StL	—	—	—	—	—	—	—	—	—	—	1-0	0	2	14.2	2.45	4
vs. West	6-4	3.17	15	1	0	110.2	39	108	29	54	19-15	0	46	329.2	2.98	109
Atl	1-2	3.62	4	0	0	27.1	11	30	10	11	3-4	0	10	69.2	3.75	29
Cin	—	—	—	—	—	—	—	—	—	—	0-1	0	4	23.1	5.02	13
Hou	2-0	1.88	3	1	0	24	5	18	6	15	5-2	0	9	67.1	2.27	17
LA	1-1	3.43	3	0	0	21	8	19	4	9	4-4	0	9	63.2	2.83	20
SD	1-1	3.38	3	0	0	24	9	27	5	14	3-3	0	7	53.1	2.87	17
SF	1-0	3.77	2	0	0	14.1	6	14	4	5	4-1	0	7	52.1	2.24	13

1986 HIGHS:
Most Strikeouts: 7, twice, 6/2 at Hst. & 8/22 vs. Hst. **Fewest Hits in CG:** 2, 6/7 vs. Chi. **Longest Winning Streak:** 5 games, 7/17-8/7. **Longest Losing Streak:** 3 games, 4/27-5/18.

CAREER HIGHS:
Most Strikeouts: 11, 9/19/82 vs. Det. **Fewest Hits in CG:** 1, twice (5/27/33 vs. Tor. & 8/8/85 vs. Chi. (N)). **Longest Winning Streak:** 11 games, 7/24 thru end of '85 season.

TUDOR — MAJOR LEAGUE HITTING TOTALS

	AVG.	AB	H	HR	RBI
1986	.153	72	11	0	6
CAREER	.165	242	40	0	10

TUDOR — CAREER TRANSACTIONS

- Selected by New York Mets' organization in 21st round of free-agent draft, June 4, 1975.
- Selected by Boston Red Sox' organization in secondary phase of free-agent draft, January 7, 1976.
- Traded to Pittsburgh Pirates for Outfielder Mike Easler, December 6, 1983.
- Traded with outfielder Brian Harper to St. Louis Cardinals for outfielder-first baseman George Hendrick and catcher Steve Barnard, December 12, 1984.
- On disabled list, September 16 to October 8, 1986.

ANDREW (ANDY) JAMES VAN SLYKE (18)

Outfielder **Ht: 6-1** **Wt: 190**
Bats: Left **Throws: Right**
Age: 26 **Born: 12-21-60 at Utica, New York**



BECAME CARDINAL — Selected by Cardinals in first round of the June 1979, free-agent draft.

M.L. SERVICE — 3.108

1986 SEASON — Was one of the Cardinals' most consistent players, and had the best year of his brief four season career. . . hit his first homer of the season on 5/21 vs CIN in 8-3 Cards win. . . his error on 6/5 vs CHI broke a personal 130 game errorless streak in the outfield dating back to 6/14/85. . . went 4-for-4 with two doubles and a HR in 3-1 loss at CIN on 8/20. . . 10 of his 23 hits in August were doubles. . . stole the 100th base of his career, 9/6 at HOV. . . appeared in his 500th career game, 9/10 at PIT. . . hit first career inside-the-park homer on 9/21 at MTL off Jay Tibbs. . . the homer was St. Louis' 50th of the season. . . recorded 1500th at-bat and 200th RBI of career on 9/30 vs PIT. . . hit at least one homer against every N.L. club except San Diego. . . was successful on 21 of 29 (72%) steal attempts. . . grounded into only two double plays which would have equalled the Cardinals' record for fewest GDP in a season, but he had only 469 plate appearances, 33 short of the required 502. . . tied Herr for club RBI lead with 61. . . led team in total bases (189) and HR (13). . . tied for 5th in N.L. with 7 triples. . . made only one error in 228 total chances over 38 games at first base.

CAREER HIGHLIGHTS — **1979** - Selected by St. Louis in first round (sixth player) of June free agent draft. . . out for entire season with hand injury sustained in final high school game. . . **1980** - Second among South Atlantic outfielders with 16 assists. . . **1981** - Broke left elbow in spring training and missed first week of the season. . . **1982** - Led the Texas League with 11 triples; and Arkansas with 37 stolen bases. . . **1983** - Listed as "one of the Cardinals' bright prospects in the minor leagues" in the 1983 media guide. It didn't take the youngster long to live up to that assessment. Batting .368 with 41 RBI in 54 games at Louisville, was called up to St. Louis on June 15, when Mike Ramsey was placed on the disabled list. . . by year-end had started seven games at first base (.974, 78 TC, 2E), 25 at third base (.987, 75 TC, 1E), 21 in left field, 6 in centerfield and 22 in right field (.974, 115 TC, 3E). Through all the switches he hit a strong .262, drove in 41 runs and hit eight home runs, third highest on the team. Four of his homers came off New York Mets' pitchers, with three of them coming in his first 10 major league at-bats at Shea Stadium on three consecutive days (June 21-23) right after he was called up. . . **1984** - Continued to be Cardinals "Mr. Versatile" made 25 starts at first base (.996, 255 TC, 1E), 26 at third base (.929, 99 TC, 7E), 11 in left, 9 in center and 25 in right for a combined flawless outfield average of (1.000, 93 TC, 0E). Through all the changes in position, Andy still kept a good eye at the plate drawing 63 walks combined with 88 hits for a .354 on-base pct. . . second highest among regulars. . . started and finished the season hot, hitting .300 (9-for-30) in his first 10 games and finished up batting .339 (19-for-56) in the last 16 games in which he had an at-bat. . . continued to excel against New York Mets' pitching .347 (17-for-49). . . had 22 multiple hit games including 4-for-5 performance on August 1, against the Mets. . . season high point came in July 8 game against Los Angeles, his 3-run

homer in the 9th tied game and a RBI single in the 12th led to an 8-6 come-from-behind victory...reached base a league leading 4 times via catcher's interference... **1985** - Got off to a good start at the plate and was 28-for-87; .322 on 5/17, but had limited production, only one home run and 11 RBI... a power surge followed with 5 home runs in his next 18 games... then came a two month home run drought from 6/14-8/8, before he homered on back-to-back nights... finished the season 2nd on the club with 13 homers, a double figure total for the first time in his career... was one of four Cardinals to steal 30 or more bases... among league leaders with 13 outfield assists...was successful on 34 of 40 steal attempts (85%)... tied for N.L. lead among outfielders with four double plays.

MISC. — Graduated from New Hartford, NY, High School in 1979 where he lettered in football, basketball and baseball. Selected for the New York State Empire Games in basketball... All-Star and All-American in baseball his senior year... married the former Lauri Griffiths... the couple has two sons, Andrew James, Jr. and Scott... lists home run off Tom Seaver in his rookie season as one of the highlights of his career.

VAN SLYKE — COMPLETE RECORD

Year	Club	AVG.	G	AB	R	H	2B	3B	HR	RBI	BB	SO	SB
1979	Johnson City		DID NOT PLAY — DISABLED LIST										
1980	Gastonia	.270	126	426	62	115	15	4	8	59	70	68	19
1981	St. Petersburg	.220	94	282	42	62	11	3	1	25	47	55	10
1982	Arkansas	.290	123	416	83	116	13	11	16	70	61	85	37
1983	Louisville	.368	54	220	52	81	21	4	6	41	31	30	13
	St. Louis	.262	101	309	51	81	15	5	8	38	46	64	21
1984	St. Louis	.244	137	361	45	88	16	4	7	50	63	71	28
1985	St. Louis	.259	146	424	61	110	25	6	13	55	47	54	34
1986	St. Louis	.270	137	418	48	113	23	7	13	61	47	85	21

MAJOR TOTALS .259 521 1512 205 392 79 22 41 204 203 274 104

GW-RBI — 1983-2; 1984-3; 1985-7; 1986-9, Total: 21.

VAN SLYKE — LEAGUE CHAMPIONSHIP SERIES RECORD

Year	Club / Opp.	AVG.	G	AB	R	H	2B	3B	HR	RBI	BB	SO	SB
1985	St.L. vs. L.A.	.091	5	11	1	1	0	0	0	1	2	1	0

VAN SLYKE — WORLD SERIES RECORD

Year	Club / Opp.	AVG.	G	AB	R	H	2B	3B	HR	RBI	BB	SO	SB
1985	St.L. vs. K.C.	.091	6	11	0	1	0	0	0	0	0	5	0

VAN SLYKE — CAREER TRANSACTIONS

- Selected by St. Louis Cardinals' organization in 1st round (sixth player selected) of free-agent draft, June 5, 1979.
- On disabled list, June 8, 1979 through remainder of season.
- On disabled list, April 10 to May 14, 1981.

VAN SLYKE — CAREER FIELDING

Position	G	PO	A	E	TC	DP	PCT.
Outfield	402	641	33	11	685	7	.984
First Base	79	523	37	4	564	68	.993
Third Base	62	48	118	8	174	12	.954

VAN SLYKE — CAREER FIELDING (Outfield Only)

Year	G	PO	A	E	TC	DP	PCT.
1983	69	108	4	3	115	1	.974
1984	81	88	5	0	93	0	1.000
1985	142	234	13	1	248	4	.996
1986	110	211	11	7	229	2	.969
MAJOR TOTALS	402	641	33	11	685	7	9.84

VAN SLYKE — DETAILED HITTING STATISTICS

	AVG.	G	AB	H	HR	RBI
Totals	.270	137	418	113	13	61
vs. LHP	.195	—	133	26	1	13
vs. RHP	.305	—	285	87	12	48
Before ASG	.237	73	211	50	4	26
After ASG	.304	64	207	63	9	35
Night	.294	86	265	78	9	39
Day	.229	51	153	35	4	22
Home	.270	71	211	57	6	39
Road	.271	66	207	56	7	22
Turf	.272	102	313	85	10	54
Grass	.267	35	105	28	3	7
April	.225	13	40	9	0	6
May	.242	23	66	16	2	10
June	.213	24	75	16	2	8
July	.333	25	60	20	2	10
August	.354	22	65	23	2	11
Sept.-Oct.	.259	30	112	29	5	16
vs. East	.251	69	215	54	6	29
Chi	.155	16	58	9	1	7
Mtl	.259	16	54	14	1	6
NY	.250	15	44	11	1	7
Pha	.360	10	25	9	1	3
Pitt	.324	12	34	11	2	6
vs. West	.291	68	203	59	7	32
Atl	.278	11	36	10	1	7
Cin	.366	12	41	15	3	10
Hou	.139	11	36	5	1	5
LA	.393	11	28	11	1	2
SD	.273	11	33	9	0	4
SF	.310	12	29	9	1	4

1986 HIGHS:

Most Hits: 4, 8/20 at Cin.
Most RBI: 4, 5/31 at Cin.
Most SB: 2, twice, 4/13 vs. Mtl. & 6/9 vs. Mtl.
Longest Hit Streak: 9 games, 7/11-25.

CAREER HIGHS:

Most Hits: 4, twice, 8/1/84 & 8/20/86.
Most RBI: 4, twice, 7/8/84 & 5/31/86.
Most SB: 3, 9/26/85 vs. Phi.
Longest Hit Streak: 13 games, 1983.
Inside-the-Park HR: 9/21/86 at Mtl.

	AVG.	CAREER			
		AB	H	HR	RBI
	.253	917	232	21	111
	.216	208	45	5	26
	.222	212	47	3	17
	.279	201	56	5	22
	.280	143	40	2	22
	.288	153	44	6	24
	.269	595	160	20	93
	.267	116	31	5	22
	.306	108	33	5	19
	.228	92	21	4	17
	.302	86	26	3	10
	.276	87	24	1	11
	.236	106	25	2	14

TODD ROLAND WORRELL (38)

Pitcher **Ht: 6-5** **Wt: 210**
Bats: Right **Throws: Right**
Age: 27 **Born: 9-28-59 at Arcadia, California**



BECAME CARDINAL — Cardinals' first selection in the regular phase of the June, 1982, free-agent draft.

M.L. SERVICE — 1.041

1986 SEASON — Lived up to pre-season billing becoming most dominate reliever in National League and winning all Rookie of the Year honors . . . was unscored on in first six appearances (10.1 IP) . . . registered save in eight consecutive appearances from 7/11-30 . . . was named N.L. Player of the Week for 7/21-27 . . . appeared in 4 games, 5 innings, no runs allowed and 4 saves . . . followed up by being named N.L. Pitcher of the Month for July . . . was 1-0, 1.17 ERA with 8 saves in 12 games . . . established Major League rookie record for saves with 24th save on 8/10 vs PIT, surpassed mark of 23 set by Doug Corbett in 1980 . . . had at least two saves vs each N.L. club . . . was successful on 36 of 47 (77%) of save situations . . . was unscored on in 51 of 74 appearances . . . had saves in 8 of 14 Forsch wins, 7 of 13 Tudor wins, 7 of 11 Mathews wins and 5 of 12 Cox wins . . . held opposition to .229 average (86-for-375) . . . averaged 6.34 strikeouts per 9 IP . . . had win or save in 45 of Cards 79 wins (57%) . . . with nine wins tied for fourth most wins among N.L. rookie pitchers . . . tied for third in league in games pitched . . . lep loop in games finished (60) and saves (36) . . . set Cardinals record for games pitched . . . became first rookie to win Roloids Relief Man Award, with 80 points . . . the previous high by a rookie was 56 by Corbett in 1980 and highest previous finish by a rookie was fourth by Butch Metzger in 1976 . . . was fifth Cardinal player voted BBWAA N.L. Rookie of the Year . . . coming on the heels of Vince Coleman receiving the award in 1985 marked the second time in St. Louis history that the team has had back-to-back winners and ninth time

a N.L. club has had back-to-back recipients... first Rookie of the Year to lead league in saves... became the first pitcher to win Rookie of the Year Award after playing in World Series the year before, Steve Sax is only other player to accomplish feat... selected as N.L. relief pitcher on U.P.I. post-season team... named St. Louis BBWAA chapter's Baseball Man of the Year... was chosen to participate in tour of Japan for seven-game series of M.L. All-Stars, but had to decline due to up-coming birth of first child.

CAREER HIGHLIGHTS — **1982** - Selected by St. Louis in first round (21st player) of June free-agent draft and signed by Cardinals' scout Steve Flores... **1983** - Split season between AAA and AA combining for a 9-4 record... **1984** - Started out at Arkansas wound up with a 3-10 record before he was more or less relegated to St. Petersburg, where he had a respectable 3-2 mark with 2.09 ERA... also pitched in the Florida Winter Instructional League with a 1-1 record, 2.04 ERA... **1985** - Opened season at AAA as a hard-throwing starter that was overpowering through early innings, but often lost velocity off fastball in middle innings and was hit hard... went to the bullpen on 7/18 and from then to his recall by St. Louis on 8/27 appeared in relief in 17 games posting a 3-0 mark with 11 saves and a miniscule 1.19 ERA... quickly became most feared American Association reliever, with lowest opponents batting avg. in loop, 12 hits in 98 at-bats (.122) and highest strikeouts to innings pitched ratio, 43 SO in 30.1 IP an average of 12.76 strikeouts per 9 innings... carried overpowering pitching to big club... recorded first major league win 9/4 vs CIN working 1.2 scoreless and hitless innings in game St. Louis rallied to win 4-3... picked up first M.L. save on 9/13 at CHI working final 2.1 innings and recording 4 of the 8 outs by strikeouts... with each success, manager Whitey Herzog continued to show confidence in the righthander placing him in crucial late inning situations remainder of the year... from 9/15-23 appeared in five games (5 IP) allowing 0 runs, 0 hits and 1 walk in picking up his second win and second and third saves... in 41 days and 17 games, he pitched 21.2 innings, allowed 17 hits, 7 earned runs, won 3 games, lost none and had 5 saves, with an ERA of 2.91... in the L.C.S., he was the winning pitcher for the Cardinals in the sixth and final game, and in all pitched 4 games... in the World Series, he got a save in Game No. 1 but was the unfortunate loser in Game No. 6.

MISC. — A 1977 graduate of Maranatta High School in Arcadia, CA, where he received letters in baseball, basketball and football... received bachelor of science degree in Christian education from Biola College, LaMirada, CA... was picked to The Sporting News All-America team in 1982... participated in the Little League, Pony and American Legion programs as an amateur... pronounces name Worr-ELL... married the former Jamie Werk (10/27/84)... the couple has one son, Joshua Todd (11/17/86)... is a member of Fellowship of Christian Athletes and is involved in Christian youth ministries... enjoys bass fishing, bow hunting and swimming.

WORRELL — COMPLETE RECORD

Year Club	W-L	ERA	G	GS	CG	SHO	SV	IP	H	R	ER	BB	SO
1982 Erie	4-1	3.13	9	8	0	0	0	52	52	23	19	15	57
1983 Louisville	4-2	4.74	15	14	1	0	0	80	76	49	42	42	46
Arkansas	5-2	3.07	10	10	4	0	0	70	57	33	24	37	74
1984 Arkansas	3-10	4.49	18	18	5	0	0	100.1	109	72	50	67	68
St. Petersburg	3-2	2.09	8	7	2	0	0	47.1	41	22	11	24	33
1985 Louisville	8-6	3.60	34	17	2	1	11	127.2	114	59	51	47	126
St. Louis	3-0	2.91	17	0	0	0	5	21.2	17	7	7	7	17
1986 St. Louis	9-10	2.08	74	0	0	0	*36	103.2	86	29	24	41	73
MAJOR TOTALS	12-10	2.23	91	0	0	0	41	125.1	103	36	31	48	90

*Led League

WORRELL — MAJOR LEAGUE HITTING TOTALS

	AVG.	AB	H	HR	RBI
1986	.143	7	1	0	0
CAREER	.125	8	1	0	0

Last Hit: 7/30/86, triple (Tekulve)

WORRELL — LEAGUE CHAMPIONSHIP SERIES RECORD

Year Club/Opp.	W-L	ERA	G	GS	CG	SHO	SV	IP	H	R	ER	BB	SO
1985 St.L. vs. L.A.	1-0	1.42	4	0	0	0	0	6.1	4	1	1	2	3

WORRELL — WORLD SERIES RECORD

Year Club/Opp.	W-L	ERA	G	GS	CG	SHO	SV	IP	H	R	ER	BB	SO
1985 St.L. vs. K.C.	0-1	3.86	3	0	0	0	1	4.2	4	2	2	2	6

WORRELL — CAREER TRANSACTIONS

— Selected by St. Louis Cardinals' organization in 1st round (21st player selected) of free-agent draft, June 7, 1982.

WORRELL — DETAILED PITCHING STATISTICS

	W-L	ERA	G	CG	SV	IP	ER	H	BB	SO						
Totals	9-10	2.08	74	0	36	103.2	24	86	41	73						
Before ASG	6-8	1.59	43	0	15	62.1	11	49	34	47						
After ASG	3-2	2.83	31	0	21	41.1	13	37	7	26						
Night	6-5	2.08	46	0	23	65	15	55	16	46						
Day	3-5	2.09	28	0	13	38.2	9	31	25	27						
Home	6-5	1.59	38	0	18	56.2	10	44	17	36						
Road	3-5	2.68	36	0	18	47	14	42	24	37						
April	1-1	1.08	9	0	3	16.2	2	11	15	7						
May	2-2	1.59	11	0	3	17	3	15	3	9						
June	2-5	4.09	17	0	7	22	10	19	13	24						
July	2-0	1.17	12	0	8	15.1	2	7	4	10						
August	2-1	3.68	13	0	8	14.2	6	18	3	7						
Sept.-Oct.	1-1	3.00	12	0	7	18	6	16	3	16						
											CAREER					
vs. East	4-7	1.70	41	0	20	58.1	11	49	30	48	6-7	25	53	73.2	1.71	14
Chi	0-2	2.38	8	0	5	11.1	3	7	7	10	0-2	7	12	18.2	1.93	4
Mtl	0-1	1.38	8	0	3	13	2	11	6	8	2-1	4	12	18.1	0.98	2
NY	1-2	3.38	7	0	2	10.2	4	14	5	4	1-2	2	8	11.1	3.97	5
Pha	2-1	0.59	11	0	6	15.1	1	12	7	18	2-1	6	11	15.1	0.59	1
Pitt	1-1	1.13	7	0	4	8	1	5	5	8	1-1	6	10	10	1.80	2
vs. West	5-3	2.58	33	0	16	45.1	13	37	11	25	6-3	16	38	51.2	2.96	17
Atl	1-0	2.61	7	0	4	10.1	3	8	2	5	1-0	4	8	11	4.91	6
Cin	0-0	0.00	2	0	2	2.2	0	1	3	2	1-0	2	6	8.1	1.08	1
Hou	0-2	8.22	6	0	2	7.2	7	12	1	3	0-2	2	6	7.2	8.21	7
LA	0-0	0.00	4	0	2	5.1	0	3	0	3	0-0	2	4	5.1	0.00	0
SD	1-0	0.00	6	0	4	8.1	0	4	2	7	1-0	4	6	8.1	0.00	0
SF	3-1	2.45	8	0	2	11	3	9	3	5	3-1	2	8	11	2.45	3

1986 HIGHS:

Most Strikeouts: 4, four times.
 Longest Scoreless Streak: 18.1 IP, 7/6-8/11. Longest Relief Appearance: 3 IP, 4/10 vs. Chi. Longest Winning Streak: 2, three times. Longest Losing Streak: 5 games, 5/28-6/18.

CAREER HIGHS:

Most Strikeouts: 4, four times.
 Longest Scoreless Streak: 18.1 IP, 7/6-8/11/86. Longest Relief Appearance: 3 IP, 4/10/86 vs. Chi. Longest Winning Streak: 2, three times. Longest Losing Streak: 5 games, 5/28-6/18/86.

VOTING FOR 1986 BBWAA N.L. ROOKIE OF THE YEAR

Player	1	2	3	Total
TODD WORRELL	23	1	—	118
Robby Thompson	—	14	4	46
Kevin Mitchell	1	3	8	22
Charlie Kerfeld	—	4	5	17
Will Clark	—	1	2	5
Barry Bonds	—	1	1	4
Jim Deshaies	—	—	1	1
John Kruk	—	—	1	1
Barry Larkin	—	—	1	1
Bruce Ruffin	—	—	1	1


N.L. RELIEF MAN OF THE YEAR

Pitcher - Team	W	L	S	Points
1. TODD WORRELL, St. Louis	9	10	36	80
2. Jeff Reardon, Montreal	7	9	35	75
3. Lee Smith, Chicago	9	9	31	71
4. Steve Bedrosian, Philadelphia	8	6	29	68
5. Dave Smith, Houston	4	7	33	67
6. John Franco, Cincinnati	6	6	29	64
7. Roger McDowell, New York	14	9	22	63
8. Gene Garber, Atlanta	5	5	24	53
9. Jesse Orosco, New York	8	6	21	52
T10. Ron Robinson, Cincinnati	10	3	14	45
T10. Rich Gossage, San Diego	5	7	21	45

NON-ROSTER PLAYERS INVITED TO SPRING TRAINING

WILLIAM (SKEETER) HENRY BARNES III (59)

Infielder HT: 5-10 Wt: 180
 Bats: Right Throws: Right
 Age: 29 (Turns 30 on March 7)
 Born: 3-7-57 at Cincinnati, Ohio



BECAME CARDINAL — Signed by Louisville as six-year minor league free-agent, January 26, 1987.

M.L. SERVICE — 0.150

1986 SEASON — Opened the season at Montreal's AAA Indianapolis team... traded to Philadelphia on 7/24 along with Dan Schatzeder in exchange for Tom Foley and Lary Sorensen... was sent to Portland (AAA)... hit .369 in Pacific Coast League over 38 games to raise season AAA average to .299 (.132-for-144)... played primarily at 3B but also appeared at 1B, SS and OF... had 41 extra base hits (26 2B, 9 3B, 6 HR).

CAREER HIGHLIGHTS — **1978** - Selected by Cincinnati in 16th round of June free-agent draft and signed by Reds' scout Gene Bennett... led Pioneer League with 22 doubles, 76 RBI and tied for loop lead with six sacrifice flies... named outfielder on League's post-season All-Star team... **1979** - Promoted to AA where he led Southern League in games (145)... **1980** - Led Eastern League in games (138)... posted career highs in hits and doubles... **1981** - Led Eastern League third basemen in putouts (104)... **1982** - Topped Eastern League third sackers in fielding pct. (.947)... was named Waterbury's MVP and selected to post-season All-Star team... **1983** - Batted .337 and was runner-up for American Association batting title... was promoted to the Reds in September where he collected his first Major League hit off Mark Thurmond and his first homer off Andy Hawkins, both against San Diego... **1984** - Spent the first three months of season at Wichita, where he was named Topps-American Association Player of the Month for both May and June... earned mid-July promotion to Reds... his .328 average at Wichita was third best in league and led to his selection on post-season All-Star team... was primarily a pinch-hitter for Reds, but was also used at third base, left field and as a pinch-runner... **1985** - Opened the season with Reds' AAA team, but after 12 games was traded to Montreal Expos... promoted to Expos, he appeared in 19 games, 10 as pinch-hitter, before returning to American Association for remainder of season.

MISC. — Graduated from Woodward High School in Cincinnati... led Public League high schools in hitting... played baseball at the University of Cincinnati... married the former Karen Jones... the couple has one daughter, Christy (3/22/74)... a veteran of Puerto Rican Winter League play... played for Ponce past off-season where he hit .311, seventh best in league.

BARNES — COMPLETE RECORD

Year	Club	AVG.	G	AB	R	H	2B	3B	HR	RBI	BB	SO	SB
1978	Billings	.368	68	277	66	102	*22	5	3	*76	29	27	21
1979	Nashville	.266	*145	500	54	133	19	4	12	77	27	64	5
1980	Waterbury	.293	*138	533	62	156	27	6	4	64	24	54	18
1981	Waterbury	.256	96	363	45	93	17	0	6	49	33	29	15
	Indianapolis	.263	36	118	10	31	6	1	1	11	9	10	1
1982	Waterbury	.306	112	418	67	128	24	6	12	72	44	32	31
	Indianapolis	.305	18	59	8	18	5	1	1	3	1	6	1
1983	Indianapolis	.337	109	377	67	127	19	6	7	56	26	42	10
	Cincinnati	.206	15	34	5	7	0	0	1	4	7	3	2
1984	Wichita	.328	92	360	59	118	23	4	14	67	26	30	24
	Cincinnati	.119	32	42	5	5	0	0	1	3	4	6	0
1985	Denver	.220	12	41	6	9	0	0	2	8	6	7	2
	Indianapolis	.288	83	299	45	86	16	0	6	55	32	38	18
1986	Indianapolis	.267	85	300	40	80	18	5	5	40	26	28	16
	Portland	.369	38	141	21	52	8	4	1	29	7	9	3
MAJOR TOTALS		.157	66	102	10	16	1	0	2	7	11	11	2

*Led League

GW-RBI — 1983-0; 1984-1; 1985-0; Total: 1

BARNES — CAREER PINCH-HITTING

Year	AB	H	HR	RBI	AVG.
1983	2	0	0	0	.000
1984	16	1	0	0	.063
1985	10	1	0	0	.100
TOTALS	28	2	0	0	.071

BARNES — CAREER TRANSACTIONS

- Selected by Cincinnati Reds' organization in 16th round of free-agent draft, June 6, 1978.
- Traded to Montreal Expos' organization for outfielder Max Venable, April 26, 1985.
- Traded to Philadelphia Phillies organization along with pitcher Dan Schatzeder for infielder Tom Foley and pitcher Lary Sorensen, July 24, 1986.
- Signed contract with Louisville Redbirds as six-year minor league free-agent, January 26, 1987.

BARNES — DETAILED HITTING STATISTICS

	AVG.	AB	H	HR	RBI
vs. East	.122	41	5	0	0
Chi	.000	1	0	0	0
Mtl	.000	6	0	0	0
NY	.429	7	3	0	0
Pha	.167	6	1	0	0
Pitt	.000	15	0	0	0
StL	.167	6	1	0	0
vs. West	.180	61	11	2	7
Atl	.000	3	0	0	0
Cin	.250	4	1	0	0
Hou	.227	22	5	1	3
LA	.125	8	1	0	1
SD	.222	18	4	1	2
SF	.000	6	0	0	1

CAREER HIGHS:

Hits: 2, 10/1/83 at Hst.
 HR: 1 (twice), last 8/10/84 vs Hst.
 Hitting Streak: 3 games, 9/23-25/83.

JOSEPH (JOE) BOEVER (36)

Pitcher Ht: 6-1 Wt: 200
 Bats: Right Throws: Right
 Age: 26 Born: 10-4-60 at St. Louis, Missouri



BECAME CARDINAL — Signed by scouts Tom McCormack and Lee Thomas as a non-drafted free-agent on June 25, 1982.

M.L. SERVICE — 1.026

1986 SEASON — Began season in St. Louis, but made only one appearance (one scoreless inning) before he was optioned to Louisville on 4/17... worked primarily in long relief... struck out six in 4.1 IP on 5/3 at Indianapolis... went 6.1 innings in relief on 6/30 vs Buffalo, allowed two runs (one earned)... was fourth in American Association games appeared (51)... had second lowest opponent's batting average allowed in Assoc. (.71-for-313; .227)... fourth best strikeout ratio (75 in 88 IP, 7.67 per 9 IP)... allowed only one home run in 88 innings... was recalled to St. Louis on 9/2, following AAA season... made ten appearances in final month of season and was unscored on in 7 of 10.

CAREER HIGHLIGHTS — **1982** - Signed by Cardinals as a non-drafted free agent on 6/25... tied for second in saves in the New York-Penn League with 9... **1983** - Led the Florida State League in saves with 26, games finished with 46 and intentional walks with 12, and was second in appearances with 53, a performance that resulted in his being named to the League All-Star team... **1984** - 14 saves at St. Petersburg tied him for the league lead... also led the Florida State League in games finished with 38... **1985** - Started the season at Arkansas, but before it was over had ascended to the major leagues twice... first promotion was to Louisville, 6/5... was unscored

ST. LOUIS CARDINALS' 1987 ROSTER

MANAGER: WHITEY HERZOG (24)

No. Name PITCHERS (17)	B	T	Ht.	Wt.	Birth Date	Place of Birth	Residence
58 ARNOLD, SCOTT	R	R	6-2	210	8-18-62	Lexington, KY	Lexington, KY
43 BARGAR, GREG	R	R	6-2	185	1-27-59	Inglewood, CA	Torrance, CA
44 BUONANTONY, RICH	R	R	6-4	205	11-28-62	Hoboken, NJ	Las Vegas, NV
40 CONROY, TIM	L	L	6-1	185	4-3-60	Monroeville, PA	Monroeville, PA
34 COX, DANNY	R	R	6-4	225	9-21-59	Northampton, ENG.	Warner Robins, GA
48 DAWLEY, BILL	R	R	6-4	240	2-6-58	Norwich, CT	Richmond, TX
46 DAYLEY, KEN	L	L	6-0	180	2-25-59	Jerome, ID	St. Louis, MO
52 FASSERO, JEFF	L	L	6-1	180	1-5-63	Springfield, IL	Springfield, IL
31 FORSCH, BOB	R	R	6-3	215	1-13-50	Sacramento, CA	St. Louis, MO
49 HORTON, Rick	L	L	6-2	195	7-30-59	Poughkeepsie, NY	St. Louis, MO
32 LAHTI, JEFF	R	R	6-0	180	10-8-56	Oregon City, OR	Hood River, OR
39 LaPOINT, DAVE	L	L	6-3	215	7-29-59	Glens Falls, NY	Glens Falls, NY
53 MATHEWS, GREG	S	L	6-2	180	5-17-62	Harbor City, CA	St. Louis, MO
37 PERRY, PAT	L	L	6-1	170	2-4-59	Taylorville, IL	St. Louis, MO
47 SOFF, RAY	R	R	6-0	185	10-31-58	Adrian, MI	Riga, MI
30 TUDOR, JOHN	L	L	6-0	185	2-2-54	Schenectady, NY	Peabody, MA
38 WORRELL, TODD	R	R	6-5	210	9-28-59	Arcadia, CA	Temple City, CA
No. Name CATCHERS (3)	B	T	Ht.	Wt.	Birth Date	Place of Birth	Residence
25 LAKE, STEVE	R	R	6-1	190	3-14-57	Inglewood, CA	Glendale, AZ
10 LaVALLIERE, MIKE	L	R	5-10	190	8-18-60	Charlotte, NC	St. Petersburg, FL
19 PAGNOZZI, TOM	R	R	6-1	190	7-30-62	Tucson, AZ	Tucson, AZ
INFIELDERS (10)							
26 BOOKER, ROD	L	R	6-0	175	9-4-58	Los Angeles, CA	Altadena, CA
22 CLARK, JACK	R	R	6-3	205	11-10-55	New Brighton, PA	St. Louis, MO
57 FITZGERALD, MIKE	R	R	6-1	200	3-28-64	Savannah, GA	Savannah, GA
28 HERR, TOM	S	R	6-0	185	4-4-56	Lancaster, PA	Denver, PA
35 LAGA, MIKE	L	L	6-2	210	6-14-60	Ridgewood, NJ	Northampton, MA
12 LAWLESS, TOM	R	R	5-11	165	12-19-56	Erie, PA	Allison Park, PA
15 LINDEMAN, JIM	R	R	6-1	200	1-10-62	Evanston, IL	Des Plaines, IL
11 OQUENDO, JOSE	S	R	5-10	160	7-4-63	Rio Piedras, PR	Rio Piedras, PR
9 PENDLETON, TERRY	S	R	5-9	180	7-16-60	Los Angeles, CA	Oxnard, CA
1 SMITH, OZZIE	S	R	5-10	155	12-26-54	Mobile, AL	St. Louis, MO
OUTFIELDERS (8)							
54 CARTER, DENNIS	R	R	6-4	200	11-20-64	Hinds County MS	Jackson, MS
29 COLEMAN, VINCE	S	R	6-0	170	9-22-61	Jacksonville, FL	Jacksonville, FL
27 FORD, CURT	L	R	5-10	150	10-11-60	Jackson, MS	Jackson, MS
21 LANDRUM, TITO	R	R	5-11	175	10-25-54	Joplin, MO	St. Louis, MO
51 McGEE, WILLIE	S	R	6-1	175	11-2-58	San Francisco, CA	Hercules, CA
33 MORRIS, JOHN	L	L	6-1	185	2-23-61	Freeport, NY	North Bellmore, NY
55 MURPHY, JOHN	R	R	6-3	190	5-12-62	Flint, MI	Alexandria, VA
18 VAN SLYKE, ANDY	L	R	6-1	190	12-21-60	Utica, NY	St. Louis, MO
NON-ROSTER INVITEES TO SPRING TRAINING							
No. Name PITCHERS (4)	B	T	Ht.	Wt.	Birth Date	Place of Birth	Residence
36 BOEVER, JOE	R	R	6-1	200	10-4-60	St. Louis, MO	St. Petersburg, FL
56 DUNNE, MIKE	R	R	6-4	200	10-27-62	South Bend, IN	Bartonville, IL
41 EARLEY, BILL	R	L	6-4	200	1-30-56	Cincinnati, OH	Cincinnati, OH
50 MAGRANE, JOE	R	L	6-6	230	7-2-64	Des Moines, IA	Morehead, KY
No. Name INFIELDER (1)	B	T	Ht.	Wt.	Birth Date	Place of Birth	Residence
59 BARNES, SKEETER	R	R	5-10	180	3-7-57	Cincinnati, OH	Indianapolis, IN
OUTFIELDER (1)							
23 WALKER, DUANE	L	L	6-0	185	3-13-57	Pasadena, TX	Deer Park, TX

**injury Rehabilitation

COACHES: RED SCHOENDIENST (2) — DAVE RICKETTS (3) — MIKE ROARKE (4)
 RICH HACKER (7) — JOHNNY LEWIS (8) — NICK LEVVA (16)

TEAM PHYSICIAN: DR. STAN LONDON TRAINER: GENE GIESELMANN

1986 Club	W-L	ERA	G	GS	CG	SV	IP	H	BB	SO	M. L. Serv.
St. Petersburg	10-5	2.71	22	22	4	0	136.1	121	39	85	0.000
Arkansas	4-1	3.81	5	5	1	0	28.1	24	14	23	
Louisville	3-4	3.56	25	5	0	0	68.1	56	35	65	1.121
St. Louis	0-2	5.60	22	0	0	0	27.1	36	10	12	
Louisville	7-6	5.58	23	16	2	0	108	106	53	81	0.000
St. Louis	5-11	5.23	25	21	1	0	115.1	122	56	79	3.097
Louisville**	1-0	2.25	2	2	0	0	8	6	6	6	
St. Louis	12-13	2.90	32	32	8	0	220	189	60	108	3.036
Chicago (A)	0-7	3.32	46	0	0	2	97.2	91	28	66	4.000
St. Louis	0-3	3.26	31	0	0	5	38.2	42	11	33	3.094
St. Petersburg	13-7	2.45	26	26	6	0	176	156	56	112	0.000
St. Louis	14-10	3.25	33	33	3	0	230	211	68	104	12.099
St. Louis	4-3	2.24	42	9	1	3	100.1	77	26	49	3.000
Springfield**	0-0	0.00	1	1	0	0	2	2	0	2	
St. Louis	0-0	0.00	4	0	0	0	2.1	3	1	3	4.100
Detroit	3-6	5.72	16	8	0	0	67.2	85	32	36	5.062
San Diego	1-4	4.26	24	4	0	0	61.1	67	24	41	
Louisville	3-3	2.58	7	7	2	0	45.1	44	14	20	0.129
St. Louis	11-8	3.65	23	22	1	0	145.1	139	44	67	
Louisville	1-0	3.27	5	0	0	1	11	8	6	7	1.028
St. Louis	2-3	3.80	46	0	0	2	68.2	59	34	29	
Arkansas	3-2	1.27	18	0	0	6	21.1	18	6	14	0.081
Louisville	3-2	1.90	20	0	0	4	42.2	33	15	30	
St. Louis	4-2	3.29	30	0	0	0	38.1	37	13	22	
St. Louis	13-7	2.92	30	30	3	0	219	197	53	107	6.158
St. Louis	9-10	2.08	74	0	0	36	103.2	86	41	73	1.041

1986 Club	AVG.	G	AB	R	H	2B	3B	HR	RBI	BB	SO	SB	M. L. Serv.
Chicago (NL)	.421	10	19	4	8	1	0	0	4	1	2	0	3.114
Iowa	.204	17	49	3	10	4	0	0	2	0	13	0	
Louisville	.286	16	49	2	14	2	0	0	11	2	7	0	
St. Louis	.245	26	49	4	12	1	0	2	10	2	5	0	
St. Louis	.234	110	303	18	71	10	2	3	30	36	37	0	1.047
Louisville	.292	30	106	11	31	4	0	1	18	6	21	0	0.000
Arkansas	.318	36	151	20	48	7	2	0	20	7	17	8	0.000
Louisville	.280	78	289	52	81	11	5	1	29	32	30	18	
St. Louis	.237	65	232	34	55	12	2	9	23	45	61	1	10.052
Springfield	.297	126	498	74	148	30	4	19	93	19	90	1	0.000
St. Louis	.252	152	559	48	141	30	4	2	61	73	75	22	7.015
Detroit	.200	15	45	6	9	1	0	3	8	5	13	0	1.145
Nashville**	.220	12	41	4	9	3	0	2	7	4	7	0	
St. Louis	.217	18	46	7	10	4	0	3	8	5	18	0	
St. Louis	.282	46	39	5	11	1	0	0	3	2	8	8	3.001
Louisville	.251	139	509	82	128	38	5	20	96	39	95	9	0.034
St. Louis	.255	19	55	7	14	1	0	1	6	2	10	1	
St. Louis	.297	76	138	20	41	4	1	0	13	15	20	2	2.120
St. Louis	.239	159	578	56	138	26	5	1	59	34	59	24	2.075
St. Louis	.280	153	514	67	144	19	4	0	54	79	27	31	9.000
Springfield	.270	138	519	82	140	27	6	13	82	39	123	28	0.000
St. Louis	.232	154	600	94	139	13	8	0	29	60	98	107	2.000
Louisville	.295	53	200	47	59	9	2	4	31	28	18	24	0.163
St. Louis	.248	85	214	30	53	15	2	2	29	23	29	13	
St. Louis	.210	96	205	24	43	7	1	2	17	20	41	3	5.097
St. Louis	.256	124	497	65	127	22	7	7	48	37	82	19	4.148
Louisville	.235	60	213	30	50	13	7	1	24	23	33	11	0.063
St. Louis	.240	39	100	8	24	0	1	1	14	7	15	6	
Springfield	.325	89	348	76	113	22	1	13	74	32	42	37	0.000
Arkansas	.303	39	132	14	40	4	0	0	13	8	15	10	
St. Louis	.270	137	418	48	113	23	7	13	61	47	85	21	3.108

1986 Club	W-L	ERA	G	GS	CG	SV	IP	H	BB	SO	M. L. Serv.		
Louisville	4-5	2.25	51	0	0	5	88	71	48	76	1.026		
St. Louis	0-1	1.66	11	0	0	0	21.2	19	11	8			
Louisville	9-12	4.56	28	28	7	0	185.2	182	82	94	0.000		
Louisville	4-6	3.20	52	0	0	15	70.1	60	32	43	0.020		
St. Louis	0-0	0.00	3	0	0	0	3	0	2	2			
Arkansas	8-4	2.42	13	13	5	0	89.1	66	31	66	0.000		
Louisville	9-6	2.06	15	15	8	0	113.1	93	33	72			
1986 Club	AVG.	G	AB	R	H	2B	3B	HR	RBI	BB	SO	SB	M. L. Serv.
Indianapolis	.267	85	300	40	80	18	5	5	40	26	28	16	0.150
Portland	.369	38	141	21	52	8	4	1	29	7	9	3	
Tucson	.299	81	251	38	75	20	5	4	40	30	48	15	3.143
Louisville	.271	32	107	18	29	7	2	3	12	13	24	2	

on in first 10 games at AAA working 16.2 innings and only allowing 5 hits while striking out 21. . . contract was purchased by St. Louis on 7/17. . . made big league debut at LA on 7/19 striking out the first batter he faced, Ken Landreaux, and pitching a scoreless inning of relief. . . after making 9 relief appearances (11 IP, 5 ER), was optioned to AAA on 8/31 to make room on roster for Cesar Cedeño. . . recalled to big club on 9/9, spending the remainder of the season and relieving in 4 games (5.1 IP, 3 ER).

MISC. — Graduated from Lindbergh H.S. in St. Louis County in 1979, where he lettered in baseball, football and wrestling. . . was an All-Region ballplayer at Crowder J.C. in 1980, and All-American at Meramec J.C. in 1981. . . lettered in baseball at University of Nevada, Las Vegas in 1982. . . played amateur baseball in Little League, CYC and American Legion programs. . . married the former Elizabeth Frizzell (11/26/83). . . played winter ball in Puerto Rico for Mayaguez after the '85 and '86 seasons. . . enjoys golf and bass and saltwater fishing.

BOEVER — COMPLETE RECORD

Year Club	W-L	ERA	G	GS	CG	SHO	SV	IP	H	R	ER	BB	SO
1982 Erie	2-3	1.93	19	0	0	0	9	32.2	20	8	7	12	63
Springfield	0-0	2.25	3	0	0	0	0	4	3	1	1	2	7
1983 St. Petersburg	5-6	3.02	53	0	0	0	26	80.1	61	29	27	37	57
1984 Arkansas	0-1	8.18	8	0	0	0	3	11	10	11	10	12	12
St. Petersburg	6-4	3.01	48	0	0	0	14	77.2	52	31	26	45	81
1985 Arkansas	3-1	1.19	27	0	0	0	9	37.2	21	5	5	23	45
Louisville	3-2	2.04	21	0	0	0	1	35.1	28	11	8	22	37
St. Louis	0-0	4.41	13	0	0	0	0	16.1	17	8	8	4	20
1986 Louisville	4-5	2.25	51	0	0	0	5	88	71	25	22	48	76
St. Louis	0-1	1.66	11	0	0	0	0	21.2	19	5	4	11	8
MAJOR TOTALS	0-1	2.84	24	0	0	0	0	38	36	13	12	15	28

BOEVER — MAJOR LEAGUE HITTING TOTALS

	AVG.	AB	H	HR	RBI
1986	.500	2	1	0	0
CAREER	.500	2	1	0	0

BOEVER — CAREER TRANSACTIONS

— Signed as free-agent by St. Louis Cardinals' organization, June 25, 1982.

BOEVER — DETAILED PITCHING STATISTICS

	W-L	ERA	G	CG	SV	IP	ER	H	BB	SO						
Totals	0-1	1.66	11	0	0	21.2	4	19	11	8						
After ASG	0-0	0.00	1	0	0	1	1	0	1	1	2					
Before ASG	0-1	1.74	10	0	0	20.2	4	18	10	6						
Night	0-1	1.50	8	0	0	18	3	15	7	7						
Day	0-0	2.45	3	0	0	3.2	1	4	4	1						
Home	0-1	1.88	6	0	0	14.1	3	16	7	5						
Road	0-0	1.23	5	0	0	7.1	1	3	4	3						
April	0-0	0.00	1	0	0	1	0	1	1	2						
Sept.-Oct.	0-1	1.74	10	0	0	20.2	4	18	10	6						
vs. East	0-1	1.74	10	0	0	20.2	4	18	9	7	0-1	0	20	34	2.38	9
Chi	0-0	0.00	2	0	0	3.2	0	5	0	0	0-0	0	7	11.2	1.54	2
Mtl	0-1	5.40	3	0	0	5	3	7	3	5	0-1	0	3	5	5.40	3
NY	0-0	1.69	2	0	0	5.1	1	4	4	0	0-0	0	2	5.1	1.69	1
Pha	0-0	0.00	1	0	0	2	0	2	2	0	0-0	0	5	7	2.57	2
Pitt	0-0	0.00	2	0	0	4.2	0	2	0	0	0-0	0	3	5	1.80	1
vs. West	0-0	0.00	1	0	0	1	0	1	2	1	0-0	0	4	4	6.75	3
Hou	0-0	0.00	1	0	0	1	0	1	2	1	0-0	0	2	3	9.00	3
LA	0-0	0.00	1	0	0	1	0	1	2	1	0-0	0	2	1	0.00	0

1986 HIGHS:
Most Strikeouts: 2, three times.
Longest Scoreless Streak: 6.2 IP, 9/26-end of season.
Longest Relief Appearance: 3.1 IP, 9/16/86 vs NY.

CAREER HIGHS:
Most Strikeouts: 4, 9/14/85 at Chi.
Longest Scoreless Streak: 6.2 IP (twice), 7/19-8/5/85 & 9/26-end of 1986 season.
Longest Relief Appearance: 3.1 IP, 9/16/86 vs. NY.

CAREER													
	W-L	SV	G	IP	ERA	ER							
vs. East	0-1	0	20	34	2.38	9							
vs. West	0-0	0	4	4	6.75	3							

MICHAEL DENNIS DUNNE (56)

Pitcher Ht: 6-4 Wt: 200
 Bats: Right Throws: Right
 Age: 24 Born: 10-27-62 at South Bend, Indiana



BECAME CARDINAL — Selected by St. Louis in 1st round (7th pick overall) of the June, 1984, free-agent draft.

M.L. SERVICE — 0.000

1986 SEASON — In second professional season spent year as the most called on starter at Louisville...hurled a four-hit, 9-0 shutout in first start of season on 4/12 vs Buffalo...led the American Association in innings (185.2), tied for lead in games started (28) and tied for third in CG (7)...topped Association pitchers in total chances (53).

CAREER HIGHLIGHTS — **1984** - Selected by St. Louis in 1st round (7th pick overall) of June free-agent draft and signed by Cardinals' scout Jim Belz...**1985** - Season was hampered by injury to right chest and rib cage when he was hit by line drive on 5/22...went on disabled list and returned to active roster on 6/10...had fourth best ERA (3.08) in Texas League...led league in double plays by pitcher (6)...averaged 5.61 strikeouts per 9 IP.

MISC. — Graduated from Limestone High School in Bartonville, IL in 1981...lettered in baseball (All-Conf., All-State), basketball (All-Conf., All-State) and golf...attended Bradley University in Peoria, IL for three years majoring in Business...lettered in baseball (All-Conf., Sporting News All-American)...played on U.S. baseball team in 1984 Summer Olympics in Los Angeles...played amateur baseball in Little League, Pony, Colt, American Legion and Central Illinois Collegiate League programs...pitched in 1985 Florida Winter Instructional League...appeared in 9 games with 6-2 record and 2.27 ERA...grew up as a Cardinals' fan...enjoys basketball, golf and fishing.

DUNNE — COMPLETE RECORD

Year	Club	W-L	ERA	G	GS	CG	SHO	SV	IP	H	R	ER	BB	SO
1985	Arkansas	4-9	3.08	23	23	3	1	0	146	133	72	50	57	91
1986	Louisville	9-12	4.56	28	28	7	1	0	185.2	182	102	94	82	94

WILLIAM (BILL) ALBERT EARLEY (41)

Pitcher Ht: 6-4 Wt: 200
 Bats: Right Throws: Left
 Age: 31 Born: 1-30-56 at Cincinnati, Ohio



BECAME CARDINAL — Signed as a free-agent on January 18, 1986.

M.L. SERVICE — 0.020

1986 SEASON — Turned in fine season at Louisville, finishing sixth among American Association hurlers in relief pitcher point standings...led league in games finished (42), tied for second in saves (15) and was third in games (52)...his 15 saves were the most by a Cardinals' Triple A pitcher since Mike Proly had 17 in 1975...had the fourth lowest opponents batting average among league's relievers (60-for-250; .240)...when John Tudor was injured and Rick Horton moved to starting rotation to replace him, Earley was promoted to big leagues on 9/17...made Major League debut, after nine seasons in minors, on 9/22 at NY...struck out first batter faced (Hernandez) and went on to pitch two scoreless innings...was unscored on in three appearances (3 IP) with St. Louis.

CAREER HIGHLIGHTS — **1978** - Signed by Chicago Cubs scout Herman Hannah as a non-drafted free-agent on 6/19...led Geneva to New York-Penn League championship...was second in league ERA (2.18)...named to Howe News Bureau post-season New York-Penn League All-Star team...**1979** - Tied for second in Texas League wins (13)...**1980** - Made first career appearance at AAA level...**1981** - Suffered through rough season in last year as starting pitcher...**1982-84** - Was used in relief

role at Iowa (AAA) compiling 15-14 mark with 12 saves over three year stretch... in 1984 was third in American Association in games (54)... **1985** - Signed as free-agent with Texas organization... tied for fifth in American Assoc. saves (12).

MISC. — Graduated from Elder High School in Cincinnati, OH in 1974... lettered in baseball and basketball... attended Miami (OH) University... lettered in baseball, 1975-78... married the former Amy Gruen (3/2/79)... the couple has two children, Jessica Lauren (8/26/83) and William Robert (6/6/85)... enjoys golf, chess, tennis and scuba diving.

EARLEY — COMPLETE RECORD

Year Club	W-L	ERA	G	GS	CG	SHO	SV	IP	H	R	ER	BB	SO
1978 Geneva	10-3	2.18	13	12	6	1	0	95	88	36	23	35	94
1979 Midland	13-6	4.06	30	21	10	0	0	164	180	87	74	62	94
1980 Midland	0-2	4.71	8	1	0	0	0	21	27	18	11	10	20
Wichita	7-4	3.86	21	10	1	0	1	98	103	44	42	37	51
1981 Iowa	4-16	4.85	29	26	5	0	0	154	164	94	83	90	75
1982 Iowa	4-2	3.41	28	3	1	1	4	66	61	28	25	27	33
1983 Iowa	5-6	3.94	46	0	0	0	2	80	87	39	35	34	56
1984 Iowa	6-6	3.77	54	3	1	0	6	86	93	44	36	34	61
1985 Oklahoma City	7-5	3.27	41	0	0	0	12	77	68	29	28	18	43
1986 Louisville	4-6	3.20	52	0	0	0	15	70.1	60	29	25	32	43
St. Louis	0-0	0.00	3	0	0	0	0	3	0	0	0	2	2
MAJOR TOTALS	0-0	0.00	3	0	0	0	0	3	0	0	0	2	2

EARLEY — MAJOR LEAGUE HITTING TOTALS

	AVG.	AB	H	HR	RBI
1986	—	0	0	0	0
CAREER	—	0	0	0	0

EARLEY — DETAILED PITCHING STATISTICS

	W-L	ERA	G	CG	SV	IP	ER	H	BB	SO
Totals	0-0	0.00	3	0	0	3	0	0	2	2
After ASG	0-0	0.00	3	0	0	3	0	0	2	2
Night	0-0	0.00	1	0	0	2	0	0	1	2
Day	0-0	0.00	2	0	0	1	0	0	1	0
Home	0-0	—	1	0	0	—	0	0	1	0
Road	0-0	0.00	2	0	0	3	0	0	1	2
Sept.-Oct.	0-0	0.00	3	0	0	3	0	0	2	2
vs. East	0-0	0.00	3	0	0	3	0	0	2	2
Chi	0-0	0.00	2	0	0	1	0	0	1	0
NY	0-0	0.00	1	0	0	2	0	0	1	2

1986 HIGHS:
 Most Strikeouts: 2, 9/22 at NY.
 Longest Relief Appearance: 2 IP, 9/22 at NY

CAREER HIGHS:
 Most Strikeouts: 2, 9/22 at NY.
 Longest Relief Appearance: 2 IP, 9/22 at NY.

		CAREER									
		W-L	SV	G	IP	ERA	ER				
vs. East	0-0	0.00	0	3	3	0.00	0				
Chi	0-0	0.00	0	2	1	0.00	0				
NY	0-0	0.00	0	1	2	0.00	0				

JOSEPH (JOE) DAVID MAGRANE (50)

Pitcher **Ht: 6-6** **Wt: 230**
Bats: Right **Throws: Left**
Age: 22 (Turns 23 on July 2)
Born: 7-2-64 at Des Moines, Iowa

BECAME CARDINAL — Selected by St. Louis in 1st round (18th player overall) of the June, 1985, free-agent draft.

M.L. SERVICE — 0.000

1986 SEASON — In second pro season opened year at Double A... hurtled three-hit, 8-0 shutout on 5/9 vs El Paso to raise record to 5-0... pitched two other three-hitters for Arkansas on 5/31 vs Shreveport and 6/11 vs Tulsa... limited Double A batters to 66-for-315; .210 average and struck out 6.67 per 9 IP... promoted to



Louisville on 6/18... pitched three-hit, 1-0 shutout on 7/2 vs Nashville... for that effort was honored as American Association Pitcher of the Week, 6/30-7/6... notched second AAA three-hitter and fifth of season on 7/22 vs Omaha... in final start of season hurled 5-hit shutout in 3-0 win over Buffalo, which gave Magrane wins in each of last four starts... completed 8 of 15 starts at Louisville... tied for league lead in CG (8)... would have led American Assoc. in ERA (2.06), but fell 2/3 inning shy of minimum IP required.

CAREER HIGHLIGHTS — 1985 - Selected by St. Louis in 1st round of June free-agent draft and signed by Cardinals' scouts Marty Keough and Thornton Lee... pitched two shutouts in first five professional starts... tied for Appalachian League lead in shutouts... was quickly promoted to St. Petersburg (A)... averaged 7.0 IP in five starts.

MISC. — Graduated from Rowan High School in Morehead, KY in 1982... started pitching high school baseball while in seventh grade and ended up lettering six years... was All-State in both basketball and football... majored in Communications at University of Arizona... lettered in baseball (All-American, All PAC-10)... in 1984 hurled collegiate no-hitter against eventual NCAA champs, Cal-State Fullerton... played amateur baseball in Little League, Babe Ruth and American Legion programs... played in 1985 Florida Winter Instructional League... appeared in seven games with 3-0 record and 1.59 ERA... boyhood hero was Steve Carlton.

MAGRANE — COMPLETE RECORD

Year	Club	W-L	ERA	G	GS	CG	SHO	SV	IP	H	R	ER	BB	SO
1985	Johnson City	2-1	0.60	6	5	2	2	0	30	15	4	2	11	31
	St. Petersburg	3-1	1.04	5	5	1	1	0	34.2	21	8	4	14	17
1986	Arkansas	8-4	2.42	13	13	5	2	0	89.1	66	29	24	31	66
	Louisville	9-6	2.06	15	15	8	2	0	113.1	93	34	26	33	72

DUANE ALLEN WALKER (23)

Outfielder Ht: 6-0 Wt: 185
 Bats: Left Throws: Left
 Age: 29 (Turns 30 on March 13)
 Born: 3-13-57 at Pasadena, Texas



BECAME CARDINAL — Signed Louisville contract on August 3, 1986 as free-agent.

M.L. SERVICE — 3.143

1986 SEASON — Came to Cardinals organization in August following his release by Houston (AAA) Tucson club in July... contributed immediately at Louisville putting together seven-game hitting streak (9-for-24; .375 from 8/5-8/10)... included in that stretch was a 3-for-4 day with two homers and 4 runs on 8/6 vs Oklahoma City... went 3-for-3 with two doubles, two runs and three RBI on 8/31 vs Buffalo.

CAREER HIGHLIGHTS — 1976 - Selected by Cincinnati in the first round (22nd pick) of the secondary phase of January draft and signed by Reds' scout Tony Robello... stole 43 bases in 47 attempts with Tampa and Eugene... was successful on all 26 tries at Eugene... **1977** - Was 40 of 52 (77%) in steal attempts... **1978** - In first season of AA was 18 for 22 (82%) in steal attempts... **1979** - Helped lead Nashville to Southern League championship... led loop in triples (15) and was fourth in both average (.303) and stolen bases (46)... won the league's "Best Hustler" award and was named to Howe News Bureau post-season Southern League All-Star team... **1980** - Was second among American Association (AAA) outfielders in assists (14)... **1981** - Led Indianapolis in RBI (80) and was tied for club lead in homers (19)... **1982** - Batted .287 in first six weeks at AAA to earn 5/24 promotion to Reds... hit safely in eight straight games from 6/30-7/8 (14-for-31; .452)... hit two homers off Houston's Nolan Ryan on 8/16, the first Cincinnati rookie to accomplish that feat since 1970... **1983** - Was 16-for-48; .333 with 11 RBI as a pinch-hitter... was second in National League in pinch-hits and fourth in pinch-RBI... his 16 pinch-hits were just three shy of the club record set by Jerry Lynch in both 1960 and 1961... **1984** - Tied for second on the Reds with ten home runs... was on the disabled list from 5/18-6/4 and 8/5-9/1 with a pulled hamstring muscle... hit .318 before the All-Star break... **1985** - Opened the season with CIN... hit pinch-hit

home run off Houston's Bill Dawley on 5/11 ... was traded with player to be named later (Jeff Russell) to TEX on 7/19 for Buddy Bell. ... made 28 outfield starts for Rangers in both left and right field. ... hit .318 (14-for-44) in his first 16 games thru 8/4. ... did not commit error in 57 total chances over 32 games in outfield. ... sustained a hairline fracture of his left wrist when HBP from Minnesota's Mike Smithson on 9/26 and was sidelined for the season.

MISC. — Graduated from Deer Park, TX, High School in 1975. ... In senior year earned all-American and all-state honors in baseball. ... was selected by San Francisco in the 34th round of June, 1975 free-agent draft but did not sign. ... played 1976 season at San Jacinto J.C. in Pasadena, TX and was selected to Texas J.C. All-Star team. ... married the former Susan Spinks (9/13/76). ... the couple has two children, Michele (7/13/77) and Duane, Jr. (12/13/83).

WALKER — COMPLETE RECORD

Year	Club	AVG.	G	AB	R	H	2B	3B	HR	RBI	BB	SO	SB
1976	Tampa	.209	29	91	9	19	1	0	0	3	7	19	17
	Eugene	.285	46	172	41	49	11	5	10	24	26	33	26
1977	Tampa	.249	122	466	67	116	13	7	2	37	48	75	40
1978	Nashville	.240	103	288	38	69	15	3	2	31	38	43	18
1979	Nashville	.303	143	545	97	165	28	*15	9	57	89	67	46
1980	Indianapolis	.248	109	351	41	87	16	4	6	30	54	62	18
1981	Indianapolis	.282	130	450	80	127	22	1	19	80	58	78	12
1982	Indianapolis	.287	36	115	21	33	6	1	4	19	22	29	4
	Cincinnati	.218	86	239	26	52	10	0	5	22	27	58	9
1983	Cincinnati	.236	109	225	14	53	12	1	2	29	20	43	6
1984	Cincinnati	.292	83	195	35	57	10	3	10	28	33	35	7
1985	Cincinnati	.167	37	48	5	8	2	1	2	6	6	18	1
	Texas	.174	53	132	14	23	2	0	5	11	15	29	2
1986	Tucson	.299	81	251	38	75	20	5	4	40	30	48	15
	Louisville	.271	32	107	18	29	7	2	3	12	13	24	2
N.L. TOTALS		.240	315	707	80	170	34	5	19	85	86	154	23
A.L. TOTALS		.174	53	132	14	23	2	0	5	11	15	29	2
MAJOR TOTALS		.230	368	839	94	193	36	5	24	96	101	183	25

*Led League

GW-RBI — 1982-1; 1983-3; 1984-3; 1985-0; Total: 7.

WALKER — CAREER TRANSACTIONS

- Selected by San Francisco Giants' organization in 34th round of free-agent draft, June 4, 1975.
- Selected by Cincinnati Reds' organization in secondary phase of free-agent draft, January 7, 1976.
- On disabled list, May 18 to June 4 and August 5 to September 1, 1984.
- Traded with a player to be named later to Texas Rangers for third baseman Buddy Bell, July 19, 1985; Texas organization acquired pitcher Jeff Russell to complete deal, July 23, 1985.
- Granted free-agency, December 20, 1985; re-signed by Rangers, January 17, 1986.
- Released by Texas on April 1, 1986; signed by Houston's Tucson club.
- Released by Houston organization July, 1986; signed by Louisville on August 3, 1986.

WALKER — CAREER PINCH-HITTING

Year	AB	H	HR	RBI	AVG.
1982	14	2	0	3	.143
1983	48	16	0	11	.333
1984	14	4	1	1	.286
1985 (CIN)	26	3	1	3	.115
(TEX)	14	4	0	2	.286
TOTALS	103	29	2	20	.282

WALKER — DETAILED HITTING STATISTICS

	AVG.	AB	H	HR	RBI
vs. East	.226	288	65	6	37
Chi	.095	42	4	0	1
Mtl	.247	73	18	3	10
NY	.289	83	24	1	8
Pha	.182	33	6	0	5
Pitt	.185	27	5	1	9
StL	.267	30	8	1	4
vs. West	.251	419	105	13	48
Atl	.230	100	23	3	9
Hou	.221	95	21	5	13
LA	.309	55	17	1	7
SD	.240	75	18	2	7
SF	.277	94	26	2	12

Most Hits: 4, 6/2/82 vs SD.
Most HR: 2, 8/16/82 vs Hou.
Most RBI: 3, three times (last time, 5/9/84 at Mtl.). **Most SB:** 2, 9/29/84 vs Hou. **Longest Streak:** 8 games, 6/30-7/8/82.
Last HR: 9/16/85 at Min. off Smithson; 5/11/85 vs Hou. off Dawley (last N.L.).

EXTRA SPRING TRAINING SUPERVISORY PERSONNEL

George Kissell, Hub Kittle, Darold Knowles, Bob Milliken, Dick Tettelbach and Lee Thomas.

CARDINAL SPRING TRAINING SITES 1901-1986

1901-02	St. Louis, Missouri
1903	Dallas, Texas
1904	Houston, Texas
1905	Marlin Springs, Texas
1906-08	Houston, Texas
1909-10	Little Rock, Arkansas
1911	West Baden, Indiana
1912	Jackson, Mississippi
1913	Columbus, Georgia
1914	St. Augustine, Florida
1915-17	Hot Wells, Texas
1918	San Antonio, Texas
1919	St. Louis, Missouri
1920	Brownsville, Texas
1921-22	Orange, Texas
1923-24	Bradenton, Florida
1925	Stockton, California
1926	San Antonio, Texas
1927-29	Avon Park, Florida
1930-36	Bradenton, Florida
1937	Daytona Beach, Florida
1938-42	St. Petersburg, Florida
1943-45	Cairo, Illinois
1946-Present	St. Petersburg, Florida

THE FARM SYSTEM



Jim Lindeman and Mike Dunne

FARM AND SCOUTING DEPARTMENT

Lee Thomas	Director of Player Development
Fred McAlister	Director of Scouting
George Kissell	Field Coordinator for Player Development
Paul Fauks	Director of Operations, Minor League Clubs
Mo Mozzali	Chief Scout

SCOUTING SUPERVISORS

Jim Belz	Springfield, Illinois
Vern Benson	Granite Quarry, North Carolina
Steve Flores	Lahabra, California
Jim Johnston	San Leandro, California
Hank Kelly	Port Jefferson Station, New York
Marty Keough	San Clemente, California
Marty Maier	Hollywood, Florida
Tom McCormack	University City, Missouri
Mike Roberts	Raytown, Missouri
Hal Smith	Houston, Texas
Chas. (Tim) Thompson	Lewistown, Pennsylvania
Rube Walker (Spec. Asst.)	Smyrna, Georgia

SCOUTS

Jorge Aranzamendi	Rio Piedres, P.R.	Juan Melo	Bani, D.R.
James Brown	Newport, Ky.	Virgil Melvin	Herrin, IL
Roberto Diaz	Santo Domingo, D.R.	Ramon Ortiz	Aragua, Venz.
Cecil Espy	San Diego, CA	Bob Parks	Hagerstown, MD
Manuel Guerra	N. Las Vegas, NV	Joe Popek	Clifton, NJ
Ray King	Torrance, CA	Ken Thomas	Nashville, TN

1987 FARM SYSTEM MANAGERS

Club	League	Classification	Manager
Louisville	American Association	AAA	Mike Jorgensen
Arkansas	Texas	AA	Jim Rigglesman
St. Petersburg	Florida State	A	Dave Bialas
Springfield	Midwest	A	Gaylen Pitts
Savannah	South Atlantic	A	Mark DeJohn
Erie, PA	New York-Penn	A	Joe Rigoli
Johnson City	Appalachian State	Rookie	Dan Radison

MINOR LEAGUE MANAGERS

MIKE JORGENSEN — LOUISVILLE

Mike Jorgensen ended his 15-plus year major league playing career at the end of the 1985 season and was immediately taken on as an instructor in the Cardinals' minor league organization. Midway in the season, he became manager at St. Petersburg when Dave Bialas moved up from St. Pete to Louisville to replace Jim Fregosi, who was named manager of the Chicago White Sox. Mike completed the season at St. Pete, where the team finished with a 88-48 record, best in the league.

Jorgensen, left-handed hitting outfielder-first baseman, was originally signed by the New York Mets out of the June, 1966, free agent draft, and made it to the major leagues with the Mets briefly in 1968, and came up to stay in 1971. He was traded to Montreal in 1972 and spent five-plus seasons there, then went to Oakland for part of 1977, to the Texas Rangers in 1978 and 1979, then back to the Mets from 1980 until they sent him to Atlanta in 1983. He became a Cardinal on June 15, 1984, in a deal with pitcher Ken Dayley which sent third baseman Ken Obkorfell to Atlanta.

Mike and his wife, Brenda, and three children live in Arlington, TX.

JIM RIGGLEMAN — ARKANSAS

Jim Riggleman's first year managing at the AA level was successful when his Arkansas team won the first-half title in 1985. However, second-half winner Jackson eliminated the Travelers in the playoff. Last year, with an overall 67-67 mark, his team finished second in both halves of the Texas League season.

Jim previously has had two and a half successful seasons at Class A, St. Petersburg, with a 185-171 .520 record and had his team in the playoffs two of three years.

Prior to being called on to manage, Riggleman was serving as a coach for the AAA Louisville Redbirds. A Cardinal farm hand for six years, Riggleman began his coaching career in 1981 when he acted as a player-coach for the Arkansas Travellers for the first part of the campaign and then retired from his playing career in May to concentrate on coaching.

His best year as a player came in 1980 when he batted .295 and hit 21 home runs for the Arkansas Travellers. The third baseman was selected on both the 1980 Topps Chewing Gum National Association Class AA All-Star team and the Texas League's All-Star team. He played in the Los Angeles Dodger organization from 1974 until 1976.

Riggleman, age 34, is a graduate of Frostburg State College with a major in physical education. He lives in Rockville, Maryland.

During the off-season, Riggleman works as a substitute teacher on the high school level.

DAVE BIALAS — ST. PETERSBURG

Dave Bialas's St. Petersburg club was far in front last year and won easily, although Dave was transferred to Louisville in mid-season when Jim Fregosi left Louisville to become manager of the Chicago White Sox.

So Bialas is back in St. Petersburg, where his team in 1985 finished with a 78-62 record and earned a wild card spot in the playoffs. Before he came to St. Pete, Dave had managed Springfield to first-place finishes in 1982 and 1983, and had finished second and third, respectively, in the two halves of the season at Arkansas in 1984.

Bialas spent all of his 10-year minor league career with the Cardinals organization. He began his career in 1973 at Orangeburg and ended it making some appearances as a designated hitter in 1982, as a player-manager at Springfield.

He was originally selected by the Cardinals in the June, 1972, free-agent draft following his graduation from Bellaire, TX, High School. He was signed by Scout Hal Smith. Bialas, born March 6, 1954, at Houston, Texas, lives at Bellaire with his wife and son.

GAYLEN PITTS — SPRINGFIELD

Gaylen Pitts returned to the managerial ranks at Savannah in 1985 after spending the previous two seasons in the coach's box at Louisville. Pitts, a former Cardinal minor league player who made it to the major leagues as an infielder with the Oakland A's, rejoined the Cardinals in 1981 serving as manager of the AA team at Arkansas in '81 and the early part of '82. Last year his Springfield team had an 87-53 record, first in the Midwest League.

Pitts' previous managing experience came with Modesto of the A's organization where he finished fourth in both 1978 and '79.

He originally signed with the Cardinal organization in 1964 out of Mountain Home, AR, High School, where he lettered in baseball, basketball and football. He also attended the University of Arkansas and Arkansas State University, Jonesboro. He played in the Cardinal minor league organization until 1971, reaching as high as Triple - A. His major league experience was 18 games in 1974 and 10 in 1975 with Oakland.

MARK DeJOHN — SAVANNAH

After 14 years in the organizations of the New York Mets and the Detroit Tigers, Mark DeJohn made a successful debut with the Cardinals in 1986 when the Savannah club he managed, finished with an overall 75-60 record and second-place finishes in both halves of the season.

He originally signed with the Mets, starting play in 1971 as a shortstop, and switched to the Tigers in 1978. His only major league experience was in 24 games with Detroit in 1983, his final season as a player.

He was a minor league instructor for Detroit in 1984 and a coach and manager at Birmingham in 1985 before leaving the Tiger organization in mid-season to become a coach for the Kansas City Royals' Eugene club in the Northwest League.

DeJohn, born September 8, 1953, at Middletown, CT, now lives at Berlin, CT.

DAN RADISON — JOHNSON CITY

Dan Radison is starting his second year as a manager in the Cardinals' organization. Last year at Johnson City, his record was 44-22, best in the Appalachian League and the best percentage in the Redbird organization.

As a player, he was in the Redbird organization from 1972 to 1974, catching at Sarasota, St. Petersburg, Modesto, Arkansas and Tulsa. As a player, he was a 10th round selection in the June, 1972, free agent draft, and was signed by Fred McAlister and Joe Mathes. He has been a manager for the New York Mets for the past two seasons, finishing 7th at Kingsport in the Appalachian League in 1984 and 8th at Little Falls in the New York-Penn League in 1985. He graduated from Columbia, IL, high school in 1969, and later attended Southern Illinois University at Carbondale. He was born Aug. 24, 1950 at St. Louis and now lives in Deerfield Beach, FL.

JOE RIGOLI — ERIE

Joe Rigoli returned to Erie in 1986 after a two-year absence. He spent 1984 at Springfield and won the Midwest League's Southern Division title. In 1985, he was a coach under Jim Fregosi at Louisville. Under his supervision, Erie had an overall record of 68-76 in 1982 and 71-73 in 1983, with a second place finish in the second half of the '83 season. Last year at Erie, his team finished second in the Southern Division with a 37-40 record.

A native of Monsey, NY, he was signed out of Fairleigh-Dickinson College of Teaneck, NJ, in 1978 to a contract as a catcher with the Oakland A's farm at Bend, OR. However, midway in the season, he was moved up to the A's to serve as bullpen catcher under manager Jack McKeon.

In 1979, he was a player-coach for Newark, NY, in the NY-Penn League and in 1980 he became baseball coach at Ramapo College of Mahwah, NY. While at Ramapo, in 1980 and '81, he was also a teacher of mathematics, a subject in which he received his Bachelor of Science degree from Fairleigh-Dickinson.

1986 BATTING ORDER

- 1st — Coleman 145, McGee 7, Ford 5, Smith 1, Morris 1, Lawless 1, Herr 1.
- 2nd — Smith 70, McGee 64, Herr 10, Pendleton 6, Ford 5, Van Slyke 3, Morris 2, Oquendo 1.
- 3rd — Herr 103, McGee 29, Van Slyke 21, Pendleton 5, Ford 2, Clark 1.
- 4th — Clark 63, Van Slyke 26, Knicely 17, Ford 13, Laga 11, Lindeman 11, Hurdle 8, McGee 7, Landrum 5.
- 5th — Pendleton 42, Van Slyke 31, Landrum 28, Herr 17, Ford 17, McGee 14, Hurdle 4, Knicely 4, Morris 3, LaValliere 1.
- 6th — Pendleton 48, Heath 19, LaValliere 18, Morris 16, Herr 14, Van Slyke 14, Landrum 9, Hurdle 7, Ford 5, Smith 5, Lindeman 2, Manrique 2, Knicely 1, Lake.
- 7th — Smith 41, LaValliere 26, Pendleton 22, Heath 20, Hurdle 19, Van Slyke 12, Oquendo 5, Landrum 4, Herr 3, Lawless 2, White 1, Ford 1, Morris 1, Lake 1, Knicely 1, Lindeman 1, Manrique 1.
- 8th — LaValliere 48, Pendleton 32, Smith 27, Oquendo 21, Heath 14, Lake 12, Lawless 2, Landrum 2, Hurdle 1, Van Slyke 1, Ford 1.

FARM SYSTEM COACHES

JOE PETTINI — LOUISVILLE, COACH

Joe Pettini decided to retire as an active player after the 1986 season at the age of 33 and is now embarking on his first year in a supervisory position.

Joe played all or part of four seasons in the major leagues with the San Francisco Giants, most recently in 1983. He was originally signed as a professional in 1977 by Montreal as a non-drafted free agent and went to the San Francisco organization in 1980. He was signed by the Cardinals to a Louisville contract in August, 1984, out of the Giants' organization and played at Louisville in 1984 and 1985.

He has a B.A. degree in education from Mercer University of Macon, GA.

KEITH CHAMPION — ARKANSAS, COACH

Keith Champion, a native of Granite City, IL, was a catcher in the Cardinals' organization from 1982 through 1984 and now is entering his third year as a Cardinals' minor league coach. He was at Savannah in 1985 and at Springfield in 1986.

The 27-year-old Champion was a 1977 graduate of Granite City High School and attended Southwest Missouri State University (Springfield) from 1977 through 1982.

MARK RIGGINS — SPRINGFIELD, COACH

Mark Riggins returns for his fourth season as a coach in the Cardinals' organization and each year with a different team. He was at Johnson City in 1984, St. Petersburg in 1985 and last year at Arkansas.

The 30-year-old native of Jasper, IN, had a 5-year minor league playing career in the St. Louis system, which saw him reach as high as the Triple A level in 1983.

Riggins in 1980, led Florida State League pitchers in games (57) and saves (13) and was named to the league's All-Star team.

The 1979 graduate of Murray State University was a 3-year All-Conference pitcher.

MARTY MASON — ST. PETERSBURG, COACH

Marty Mason retired as a player in the Cardinals' minor league organization following the 1985 season, and now is starting his second season as a coach at the St. Petersburg farm club. Marty, born April 4, 1958 at Centray City, KY, originally signed with the New York Yankees' organization in 1980, but came to the Cardinals in a player deal in December, 1982, after he had played for the Cardinals' Springfield, IL, club on loan from the Yankees in 1982. In 1981 he led South Atlantic League pitchers in percentage with 11-2; .846. He played at Arkansas and St. Petersburg in 1985.

STEVE TURCO — COACH, SAVANNAH

Steve Turco played six years in the Cardinals' minor league organization from 1979 through 1984, before becoming a minor league coach. He served in that capacity at Springfield in 1985 and at Savannah in 1986.

Turco originally was signed by the Cardinals as a non-drafted free agent after having played baseball for two years at Florida State University, whence he graduated in 1979 with a major in physical education. At Cooper City (FL) High School, he lettered in soccer, basketball, football, cross-country and baseball. He was born in 1958 at Queens, NY

ERIE COACH — To Be Determined

JORGE ARANZAMENDI — JOHNSON CITY, COACH

Jorge Aranzamendi enters his fifth season as a coach in the Cardinal farm system. He began his coaching career in 1982 at Arkansas and coached at Savannah in 1984 and at Johnson City in 1985.

Aranzamendi had a 9 year minor league career spanning from 1971 to '81. He played the infield at all levels of the Cardinal organization from '77 to '81.

Jorge also coaches in his native country, Puerto Rico, during the off-season.

FARM SYSTEM INSTRUCTORS

DON BLASINGAME — INSTRUCTOR

'The Blazer', a long-time Cardinal favorite as a player, returned to the Redbirds in 1983 as an infield instructor in the minor leagues.

Blasingame, 54, had a 12-year major league career in the United States - the first five of them with the Cardinals. He later played with San Francisco, Cincinnati, Washington and Kansas City.

Following his U.S. play, he went to Japan, and played for three more years, with the Nankai Hawks in Osaka, before becoming a coach. He coached with the Hawks for eight years and with the Hiroshima Carp in 1978. He was manager of the Hanshin Tigers in 1979 and '80, and for the Nankai Hawks in 1981 and '82. He still is under contract to the Hawks as their representative in the United States.

He and his wife, Sara, and four children reside in Tempe, AZ.

STEVE BRAUN — HITTING INSTRUCTOR

Steve Braun, who ended a 15-year major league career at the end of the 1985 season, became a minor league hitting instructor for the Cardinals in mid-1986 after retiring from active play at Louisville.

At the end of 1985, Braun was the pinch-hit leader among active players with 113, which is sixth on the all-time list. His 55 pinch-hits as a Cardinal make him the all-time team leader. Braun spent the last five years of his big league career with the Cardinals, predominately as a pinch-hitter. He was with the Minnesota Twins from 1971 through 1976, and with Seattle, Kansas City and Toronto from 1977 through 1980.

He participated in the league championship series in 1978 at Kansas City and in 1982 and 1985 he was in both the LCS and the World Series with the Cardinals.

He lives in the Minneapolis area with his wife, Diane, and a son and daughter.

HUB KITTLE — PITCHING INSTRUCTOR

After three seasons as pitching coach of the St. Louis Cardinals, Hub Kittle returned in 1984 to the job he held for four years previous to that — a position as pitching instructor in the Cardinals' minor league system. He also spends some time in free-agent scouting.

The 70-year-old Kittle's previous jobs with the Cardinals were as minor league pitching instructor in 1976 and from 1978 to '80, and as manager at St. Petersburg in 1977.

Among other distinctions, Hub has pitched professionally in six decades, capping it with a one-inning stint at Springfield, Ill., late in the 1980 season. (He got them out 1-2-3).

Kittle makes his home in Yakima, Washington, and is the father of seven children (four sons and three daughters). He started pitching professionally in 1936, but never reached the major leagues. He became a minor league manager in 1948, the first of 19 seasons he would pilot farm system clubs. From 1960 to '63 he served as General Manager at Yakima, WA, Honolulu and Portland, OR. He was named Minor League Executive of the Year by The Sporting News while at Yakima in 1960. He joined the Houston organization as a minor league manager in 1968 and served on the Astro coaching staff from 1971-'75.

DAROLD KNOWLES — PITCHING INSTRUCTOR

Darold Knowles, who spent the last two seasons of his long and successful major league pitching career with the Cardinals, moved into the coaching area for the first time in 1981 as a pitching instructor.

In his 15-year career as a reliever (he appeared in 775 games, major league record for left-handers, and started only 8), he won 66, lost 74 and had 143 saves. He pitched for eight major league clubs, and was a member of the Oakland teams that won four divisional titles, three pennants and three World Series (1972-73-74). He is the only major league pitcher to appear in seven games in one World Series...He did that in 1973 against the Mets, and had saves in games 1 and 7.

BOB MILLIKEN — PITCHING INSTRUCTOR

Bob Milliken returns for his 11th year in his second term as a farm system pitching instructor for the Cardinals. 'Bo' also served as the organization's pitching instructor from 1971-75 and then became a pitching coach in 1976 for St. Louis. He was the Red Birds' bullpen coach from 1965-70.

Milliken was an active player for 15 years. He played in the Dodger organization from 1947-59. He contributed an 8-4 record as long relief man for the pennant-winning Dodger club in 1953, and pitched against the Yankees in the World Series. He joined the Cardinal organization in 1960 and pitched for Red Bird farm clubs at Memphis, Atlanta and Charleston.

Bob pitched batting practice for the Cardinals in 1963 and '64.

1986 FINAL STATISTICS — ST. LOUIS FARM TEAMS



1986 LOUISVILLE REDBIRDS American Association

Manager: Dave Bialas (replaced Jim Fregosi, June 26).

Record: 64-78 (finished 4th in Eastern Division, 7th in League).

All-Stars: None.

League Leaders: Jim Lindeman (96 RBI), Joe Magrane (8 CG, 2 SHO), Mike Dunne (185.2 IP), Bill Earley (42 GF).

MOST USED LINEUP (Most games at each position)

1B	Jim Lindeman	74	OF	Alex Cole	62
2B	Joe Pettini	73	OF	John Morris	58
3B	Bill Lyons	45	C	Rick Colbert	46
SS	Fred Manrique	122	St	Mike Dunne	28
OF	Casey Parsons	114	Rel	Bill Earley	52

FINAL STATISTICS

BATTER	AVG	G	AB	R	H	2B	3B	HR	RBI	SB	E
Ayer, Jack	.258	84	256	36	66	10	2	6	35	1	2
Booker, Rod	.295	77	278	50	82	8	4	1	30	17	10
Braun, Steve	.294	50	143	22	42	9	0	5	29	0	0
Cedeno, Cesar	.169	20	65	5	11	3	0	1	4	0	0
Colbert, Rich	.216	46	125	10	27	5	1	1	13	1	6
Cole, Alex	.250	61	200	23	50	2	3	1	15	24	9
Ford, Curt	.295	53	200	44	59	9	2	4	32	24	1
Knically, Alan	.282	67	234	37	66	8	0	9	53	0	9
Lake, Steve	.245	32	98	5	24	6	0	0	13	0	2
Lindeman, Jim	.250	139	509	82	127	38	5	20	96	8	19
Lyons, Bill	.251	73	215	33	54	10	1	6	32	17	7
Manrique, Fred	.286	133	521	79	149	19	6	9	51	14	26
Morris, John	.235	60	213	80	50	13	7	1	24	11	1
Pagnozzi, Tom	.292	30	106	11	31	4	0	1	18	0	2
Parsons, Casey	.288	123	396	61	114	22	4	14	60	4	4
Pettini, Joe	.226	85	235	28	53	17	0	3	20	4	5
Pevey, Marty	.162	12	37	5	6	3	0	0	0	0	2
Rodriguez, Victor	.272	56	191	13	52	9	0	1	17	0	9
Stephens, Carl	.200	11	30	2	6	1	0	1	2	0	0
Stryffeler, Dan	.265	51	155	27	41	4	0	2	13	1	1
Tanner, Ed	.274	43	157	17	43	5	1	0	10	1	4
Walker, Duane	.280	31	107	18	30	7	2	3	12	1	2
Wallace, Tim	.229	45	140	9	32	8	0	2	13	0	5
TOTALS	.264	142	4562	644	1205	216	38	91	590	128	145

PITCHER	ERA	W-L	G	CG	SV	IP	H	R	ER	BB	SO
Bargar, Greg	3.42	3-4	25	0	2	68.1	56	31	26	35	65
Boever, Joe	2.25	4-5	51	0	5	88	71	25	22	48	75
Buonantony, Rich	5.58	7-6	23	2	0	108	106	74	67	53	81
Burris, Ray	2.41	1-1	4	0	0	18.2	18	5	5	2	9
Cherry, Paul	5.65	2-4	11	0	1	51	67	35	32	22	22
Citarella, Ralph	5.01	3-4	18	0	0	68.1	79	42	38	37	31
Conroy, Tim	2.25	1-0	2	0	0	8	6	2	2	6	6
Dunn, Greg	3.27	0-0	10	0	2	11	8	4	4	15	12
Dunne, Mike	4.60	9-12	28	7	0	185.2	182	102	95	81	92
Earley, Bill	3.21	4-6	52	0	15	70	60	29	25	31	43
Kepshire, Kurt	6.48	1-9	13	1	0	66.2	82	57	48	36	46
Lerch, Randy	3.89	4-2	8	0	0	41.2	48	21	18	24	15
Magrane, Joe	1.82	9-6	15	7	0	113.2	92	34	23	33	71
Martin, John	4.26	2-1	3	0	0	19	23	9	9	4	7
Martinez, Alfredo	7.56	0-5	10	0	0	33.1	40	29	28	24	17
Mathews, Greg	2.38	3-3	7	2	0	45.1	44	19	12	14	20
Ownbey, Rick	4.42	3-3	10	2	0	59	59	31	29	21	27
Perry, Pat	4.09	1-0	5	0	1	11	7	6	5	6	7
Rajsich, Dave	4.53	3-1	25	0	1	45.2	52	31	23	15	21
Shade, Mike	10.24	1-0	5	0	0	9.2	15	11	11	14	4
Soff, Ray	1.90	3-2	20	0	4	42.2	33	13	9	15	30
Young, Scott	7.40	0-4	5	0	0	24.1	42	24	20	7	8
TOTALS	4.17	64-78	142	21	31	1189	1190	634	551	543	709



1986 ARKANSAS TRAVELERS

Texas League

Manager: Jim Riggelman.

Record: 67-67 (finished 2nd in first half, 3rd second half in Eastern Division, 4th in League).

All-Stars: Tom Amante (OF), Ernie Carrasco (RHP), Lance Johnson (OF), Ed Tanner (Utility).

League Leaders: Lance Johnson (49 SB).

MOST USED LINEUP

(Most games at each position)

1B	Dave Kable	111	OF	Eddie Tanner	70
2B	Mark Dougherty	121	OF	Jose Rodriguez	65
3B	Dave Clements	128	C	Sal Agostinelli	48
SS	Tim Jones	92	St	Ernie Carrasco	26
OF	Lance Johnson	123	Rel	Jeff Keener	61

FINAL STATISTICS

BATTER	AVG	G	AB	R	H	2B	3B	HR	RBI	SB	E
Agostinelli, Sal	.237	58	131	10	31	3	0	0	5	3	5
Alicea, Luis	.232	25	69	7	16	3	0	0	3	0	4
Amante, Tom	.243	80	247	31	60	10	1	10	44	1	3
Booker, Rod	.320	36	150	18	48	8	2	0	20	6	10
Clements, Dave	.248	129	440	56	109	19	4	6	48	9	35
Dougherty, Mark	.261	129	426	65	111	25	3	8	56	31	21
Johns, Ron	.277	30	94	7	26	8	0	1	17	1	0
Johnson, Lance	.290	127	445	82	129	24	6	2	33	49	7
Jones, Tim	.261	95	283	38	74	15	1	2	27	6	23
Kable, Dave	.247	127	381	47	94	22	1	15	67	2	10
Ledbetter, Jeff	.180	27	61	9	11	1	1	2	8	2	0
McCulla, Harry	.293	66	174	20	51	15	1	2	23	0	9
Murphy, John	.311	38	132	13	41	4	0	0	13	10	0
Pevey, Marty	.331	55	169	30	56	11	2	2	18	6	4
Robinson, Mike	.244	88	176	24	43	9	0	4	17	4	4
Rodriguez, Jose	.209	73	115	9	24	2	0	1	5	3	2
Schulte, Mark	.204	20	54	4	11	3	2	1	11	2	0
Stryffeler, Dan	.282	39	124	21	35	10	1	2	12	4	2
Tanner, Ed	.306	84	271	38	83	12	1	2	43	4	11
Wallace, Tim	.214	34	98	4	21	4	0	1	10	0	1
Pitchers	.141	—	185	13	26	6	0	1	10	0	18
TOTALS	.260	134	4225	546	1100	214	26	62	490	143	169

PITCHER	ERA	W-L	G	CG	SV	IP	H	R	ER	BB	SO
Arnold, Scott	3.81	4-1	5	1	0	28.1	24	15	12	14	22
Carrasco, Ernie	3.30	9-12	27	3	1	158.1	151	92	58	61	80
Cherry, Paul	3.00	3-4	30	1	4	54	45	22	18	29	52
Cocanower, Jamie	9.35	1-1	5	0	0	17.1	22	19	18	13	9
Costello, John	4.80	0-0	10	0	1	15	17	10	8	6	10
Embser, Rich	4.91	3-2	14	0	1	29.1	30	20	16	20	30
Hill, Ken	5.00	1-2	3	1	0	18	18	9	10	7	9
Keener, Jeff	4.00	2-6	62	0	15	83.1	92	41	37	55	66
Kepshire, Kurt	4.70	2-4	9	0	0	51.2	58	34	27	15	28
Magrane, Joe	2.33	8-4	13	5	0	89	66	29	23	31	65
Martin, John	3.38	7-7	22	3	1	136	140	63	51	38	82
Morlock, Alan	4.44	2-5	15	2	0	79	92	46	39	29	48
North, Jay	3.09	2-2	23	0	0	43.2	36	21	15	23	16
Peters, Steve	3.81	3-3	10	2	1	49.2	50	25	21	15	32
Rhodes, Mike	3.96	1-2	33	1	4	38.2	45	18	17	13	20
Rodriguez, Jose	9.00	0-0	1	0	0	1	0	1	1	3	0
Shade, Mike	7.43	1-3	11	0	1	13.1	13	12	11	15	10
Soff, Ray	1.27	3-2	18	0	6	21.1	18	7	3	6	14
Weissmann, Craig	3.50	4-4	28	2	1	61.2	56	31	24	33	48
Young, Scott	3.66	11-3	20	1	0	125.1	117	56	51	40	48
TOTALS	3.72	67-67	134	22	36	1114	1090	571	460	466	689



1986 ST. PETERSBURG CARDINALS

Florida State League

Manager: Mike Jorgensen (replaced Dave Biasas, June 30).

Record: 88-48 (won regular season title with 1st place finish in West Division and League; defeated Tampa, 2 games to 1 in semi-finals, defeated West Palm Beach, 3 games to 1 in finals for Championship).

All-Stars: Scott Arnold (RHP), Alex Cole (OF), Jeff Fassero (LHP), Ron Johns (1B), Jim Reboulet (2B).

League Leaders: Jim Reboulet (67 SB), Jeff Fassero (176 IP).

MOST USED LINEUP (Most games at each position)

1B	Ron Jones	89	OF	Rick Arzola	91
2B	Jim Reboulet	120	OF	Jesus Mendez	82
3B	Kennedy Infante	105	C	Jim Puzey	86
SS	Jim Fregosi	97	St	Jeff Fassero	26
OF	Mauricio Nunez	106	Rel	Hans Herzog	46

FINAL STATISTICS

BATTER	AVG	G	AB	R	H	2B	3B	HR	RBI	SB	E
Agostinelli, Sal	.374	27	99	20	37	2	2	0	21	7	3
Amante, Tom	.339	33	118	19	40	7	2	4	18	1	3
Arzola, Rick	.246	112	329	58	81	20	2	0	42	14	3
Cole, Alex	.342	74	286	76	98	9	1	0	26	55	8
Fregosi, Jim	.245	119	400	51	98	17	4	2	51	3	32
Infante, Kennedy	.296	112	375	57	111	30	1	8	79	0	14
Johns, Ron	.333	93	345	47	115	26	3	8	81	0	7
Jones, Tim	.254	39	142	19	36	3	2	0	27	8	8
Mendez, Jesus	.274	122	445	59	122	19	5	1	63	7	10
Nichols, Gary	.218	49	119	14	26	2	2	2	18	0	5
Nunez, Mauricio	.243	109	333	41	81	10	0	2	35	16	2
Puzey, Jim	.192	92	359	35	69	14	1	1	37	0	3
Reboulet, Jim	.327	127	437	84	143	22	1	1	48	72	17
Rigos, John	.154	6	13	2	2	1	0	0	2	0	2
Silver, Roy	.312	96	282	48	88	12	2	1	43	1	4
Singletary, Nate	.188	25	64	6	12	2	0	0	3	1	0
Thiesen, Mike	.214	67	168	28	36	5	0	0	11	3	9
Lara, Crucito	.000	1	2	0	0	0	0	0	0	0	0
Pitchers	.115	—	156	10	18	1	0	0	3	0	15
TOTALS	.271	136	4472	674	1213	202	28	30	608	188	145

PITCHER	ERA	W-L	G	CG	SV	IP	H	R	ER	BB	SO
Arnold, Scott	2.71	10-5	22	4	0	136.1	121	57	41	39	85
Blunt, Brad	3.37	1-2	3	1	0	21.1	19	8	8	7	12
Carson, Ted	3.44	10-5	26	2	0	96.2	95	53	37	63	34
Costello, John	2.39	8-2	15	1	1	71.2	65	21	19	24	32
Fassero, Jeff	2.37	13-7	26	6	0	175	155	63	46	54	111
Herzog, Hans	2.24	7-5	46	0	10	56.1	56	19	14	16	31
Hill, Steve	2.82	10-2	26	1	0	130.2	123	48	41	47	90
Hilton, Howard	2.60	4-5	36	0	3	62.1	53	21	18	28	49
Kinzer, Matt	2.96	10-7	22	4	0	134	129	49	44	43	80
McGrath, Chas.	2.30	2-2	33	0	4	54.2	47	16	14	42	33
Mangham, Mark	1.84	5-3	24	0	2	49	43	14	10	11	15
Mason, Marty	4.26	0-1	4	1	0	12.2	16	7	6	4	6
Murray, Scott	3.15	3-1	24	0	8	34.1	35	14	12	12	15
North, Jay	1.95	4-0	18	0	0	64.2	57	18	14	23	31
Petitt, Steve	5.90	0-0	3	0	0	10.2	12	7	7	5	4
Tomsick, Troy	2.75	1-1	15	0	1	36	40	12	11	13	16
TOTALS	2.69	88-48	136	20	29	1146	1066	427	342	431	644



1986 SPRINGFIELD CARDINALS

Midwest League

Manager: Gaylen Pitts

Record: 87-53 (won regular season title with 1st place finish in South Division; lost to Peoria, 2 games to none in semi-finals).

All-Stars: Mike Fitzgerald (1B), Mike Fox (C), John Murphy (OF), Jeff Oyster (RHP), Steve Peters (LHP), Gaylen Pitts (Mgr.), Paul Wilmet (Rel-RHP), Craig Wilson (2B).

League Leaders: Mike Fitzgerald (17 GWRBI), Jeff Oyster (17 Wins), Paul Wilmet (56 G, 46 GF, 29 SV).

MOST USED LINEUP (Most games at each position)

1B	Mike Fitzgerald	76	OF	John Murphy	89
2B	Craig Wilson	126	OF	Mark Schulte	73
3B	Joe Cunningham	72	C	Mike Fox	105
SS	Brett Harrison	134	St	Jeff Oyster	28
OF	Dennis Carter	137	Rel	Paul Wilmet	56

FINAL STATISTICS

BATTER	AVG	G	AB	R	H	2B	3B	HR	RBI	SB	E
Breedlove, Larry	.293	108	362	74	106	11	3	1	49	3	30
Carter, Dennis	.270	137	519	82	140	27	6	13	83	28	7
Cunningham, Joe	.230	101	291	49	67	15	3	4	49	7	9
Fitzgerald, Mike	.295	126	498	73	147	29	4	19	93	2	21
Fox, Mike	.273	111	396	46	108	21	1	2	50	8	13
Harrison, Brett	.280	134	482	70	135	17	8	8	64	15	41
Leon, Ron	.251	82	199	17	50	5	0	1	19	1	2
Maloney, Chris	.230	67	165	17	38	6	0	1	17	0	5
McCulla, Harry	.000	5	10	1	0	0	0	0	1	1	0
Murphy, John	.328	89	348	75	114	25	1	13	76	37	4
Pregon, Dave	.237	70	190	27	45	13	0	6	34	3	0
Rodriguez, Jose	.225	43	138	20	31	2	0	1	13	1	1
Schulte, Mark	.341	77	270	44	92	17	1	6	47	1	5
Traylor, Keith	.221	61	163	18	36	7	1	0	6	18	4
Warmbier, Ken	.231	5	13	4	3	0	0	0	1	2	0
Wilson, Craig	.275	127	495	106	136	16	6	1	49	45	17
Pitchers	.126	—	87	8	11	1	0	2	5	0	14
TOTALS	.272	140	4626	731	1259	212	34	78	656	172	173

PITCHER	ERA	W-L	G	CG	SV	IP	H	R	ER	BB	SO
Atkinson, Tim	4.68	1-4	29	0	1	57.2	59	38	30	29	44
Bates, Doug	3.77	3-3	23	0	0	57.1	70	26	24	17	37
Bivens, Bill	6.07	5-7	16	3	0	72.2	67	55	49	35	48
Blunt, Brad	6.48	0-2	4	0	0	16.2	16	16	12	15	14
Davis, Mark	3.45	5-2	25	1	0	73	72	41	28	32	30
Forrest, Chris	1.80	2-0	3	1	0	20	15	4	4	2	7
Freed, Steve	3.42	10-8	29	4	3	137	144	60	52	35	91
Hartley, Mike	7.80	0-0	8	0	1	15	22	17	13	16	10
Horton, Rick	0.00	0-0	1	0	0	2	2	0	0	2	2
Kavanaugh, Tim	5.54	4-2	33	1	2	50.1	56	34	31	24	29
Mauch, Tom	4.14	9-8	23	4	0	143.1	151	88	66	31	83
Norman, Scott	3.39	6-2	25	1	0	82.1	83	39	31	34	45
Oyster, Jeff	3.03	17-7	28	10	0	184	170	73	62	42	142
Peters, Steve	2.62	10-1	15	4	0	103	77	32	30	35	93
Robertson, Mike	4.41	0-2	8	0	0	16.1	15	11	8	7	7
Sassone, Mike	2.69	7-2	14	3	0	87	82	32	26	27	52
Wilmet, Paul	2.13	9-4	56	0	29	97.1	66	29	23	32	100
TOTALS	3.62	87-53	140	32	36	1194	1143	578	480	400	826



Cardinals

1986 SAVANNAH CARDINALS

South Atlantic League

Manager: Mark DeJohn

Record: 75-60 (finished 2nd first half, 2nd second half in South Division, 4th in League).

All-Stars: Bob Livchak (LHP), John Rigos (OF), Mike Sassone (RHP), Carl Stephens (C), Jim Van Houten (RHP).

League Leaders: Mike Sassone (3 SHO), Jim Van Houten (22 SV).

MOST USED LINEUP

(Most games at each position)

1B	Mike Robertson	72	OF	Bernard Gilkey	103
2B	Alex Ojea	125	OF	Benton Patton	57
3B	Scott Raziano	91	C	Ray Stephens	90
SS	Crucito Lara	118	St	Bob Livchak	25
OF	John Rigos	111	Rel	Jim Van Houten	47

FINAL STATISTICS

BATTER	AVG	G	AB	R	H	2B	3B	HR	RBI	SB	E
DeLoach, Bobby	.194	15	62	7	12	2	2	0	4	0	1
Gilkey, Bernard	.235	105	375	64	88	15	4	6	35	29	5
Graham, Jeff	.246	57	183	32	45	10	2	1	16	8	5
Iglesias, Luis	.230	102	309	37	71	14	2	7	34	11	13
Jimenez, Raul	.147	54	136	4	20	2	0	0	8	1	10
Lara, Crucito	.231	117	390	45	90	10	1	2	38	10	40
Martinez, Julian	.253	70	221	31	56	6	0	2	24	8	27
Nemeth, Carey	.194	11	36	3	7	1	0	0	1	0	5
Ojea, Alex	.224	123	434	61	97	9	0	4	36	18	18
Patton, Benton	.262	96	260	32	68	11	0	2	33	3	8
Perez, Francisco	.154	10	26	4	4	0	1	0	2	0	1
Raziano, Scott	.240	101	329	48	79	15	1	5	56	3	24
Reese, Kyle	.208	14	24	2	5	0	0	1	6	0	0
Rigos, John	.270	112	400	64	108	10	4	6	59	38	4
Robertson, Mike	.233	115	387	64	90	11	0	12	54	21	10
Stephens, Carl	.219	95	324	53	71	10	0	13	56	2	12
Traylor, Keith	.195	32	87	5	17	1	1	1	7	2	0
Warmbier, Ken	.267	34	116	19	31	2	2	3	12	7	2
Pitchers	.141	—	170	16	24	4	1	4	15	0	21
TOTALS	.230	135	4269	591	983	133	21	69	496	161	206

PITCHER	ERA	W-L	G	CG	SV	IP	H	R	ER	BB	SO
Bivens, Bill	1.70	3-1	5	2	0	37	25	7	7	9	19
Crossley, Dave	5.94	3-2	16	0	0	53	60	44	35	37	35
DeCordova, Dave	3.28	2-5	34	0	2	90.2	96	42	33	43	66
Dumas, Jerry	6.18	1-2	15	0	3	27.2	29	21	19	15	19
Forrest, Chris	2.85	13-6	24	5	0	157.2	119	58	50	81	102
Griffith, Kerry	11.37	1-1	6	0	0	12.2	15	16	16	18	7
Hackett, John	4.91	2-2	6	0	0	18.1	24	19	10	5	21
Hartley, Mike	3.05	5-7	39	0	8	56	38	31	19	38	54
Howes, Jeff	9.95	0-1	5	0	0	6.1	14	16	7	5	3
Iglesias, Luis	18.00	0-0	1	0	0	2	5	4	4	1	1
Jimenez, Raul	10.78	0-0	1	0	0	1.2	0	2	2	5	0
Livchak, Bob	2.84	10-8	26	3	0	152.1	135	67	48	77	100
Martel, Jay	4.19	7-6	32	2	1	101	97	53	47	41	83
Patton, Benton	0.00	0-0	1	0	0	2.2	1	0	0	2	1
Petitt, Steve	3.17	9-6	21	4	0	139.1	123	65	49	76	84
Picota, Lenin	2.00	6-2	21	0	0	85.1	54	30	19	65	44
Raziano, Scott	0.00	0-0	1	0	0	1	0	0	0	0	0
Reese, Kyle	0.00	0-0	1	0	0	.2	0	0	0	1	1
Sassone, Mike	2.47	7-3	14	5	0	98.1	67	30	27	21	98
Takach, Dave	4.57	3-4	36	0	6	63	60	40	32	26	50
Van Houten, Jim	2.02	3-4	47	0	21	62.1	51	18	14	23	52
TOTALS	3.37	75-60	135	21	41	1169	1013	563	438	589	840



1986 ERIE CARDINALS

New York Penn League

Manager: Joe Rigoli

Record: 37-40 (2nd Wrigley Division, 5th League).

All-Stars: Tom Baine (Of), Bien Figueroa (SS), Carey Nemeth (3B), Todd Zeile (C).

League Leaders: Tom Baine (55 Runs), Todd Zeile (63 RBI).

MOST USED LINEUP

(Most games at each position)

1B	Steve Meyer	55	OF	Tom Baine	63
2B	Luis Alicea	46	OF	Francisco Perez	63
3B	Carey Nemeth	60	C	Todd Zeile	69
SS	Bien Figueroa	70	St	Glisson, Hackett, Hamilton	15
OF	Carroll Parker	70	Rel	Stan Zaltsman	29

FINAL STATISTICS

BATTER	AVG	G	AB	R	H	2B	3B	HR	RBI	SB	E
Alicea, Luis	.286	47	161	40	46	6	1	3	22	22	12
Alvarez, Mike	.190	8	21	3	4	0	0	0	1	0	2
Baine, John	.291	70	251	54	73	13	0	4	37	4	2
Burrs, Stan	.167	25	60	7	10	1	0	3	10	1	3
Christian, Rick	.217	52	120	13	26	3	0	2	19	7	2
Figueroa, Bienvenido	.237	71	249	31	59	4	0	0	29	13	20
Graff, Steve	.178	20	45	4	8	2	1	1	1	1	0
Graham, Jeff	.250	3	12	0	3	0	0	0	2	0	0
Hollinshed, Joe	.214	19	42	4	9	2	0	0	2	1	1
Horton, Dave	.265	39	102	6	27	5	0	0	7	1	4
Jeffers, Steve	.222	17	63	6	14	2	0	0	3	3	4
Kuiper, Glen	.225	61	129	18	29	1	0	0	10	3	6
Meyer, Steve	.221	61	204	25	45	6	0	8	31	1	7
Nemeth, Carey	.260	66	219	28	57	13	0	7	30	3	12
Parker, Ted	.242	73	240	47	58	10	1	3	10	30	6
Perez, Francisco	.184	57	147	13	27	5	0	4	13	2	6
Reese, Kyle	.174	12	23	2	4	1	0	0	0	0	2
Shade, Steve	.200	31	60	4	12	1	0	0	4	2	0
Smith, Greg	.217	35	46	8	10	3	0	0	1	1	4
Zeile, Todd	.264	70	246	40	65	13	1	14	62	3	8
Pitchers	.160	—	94	7	15	2	0	0	5	4	12
TOTALS	.237	77	2534	360	601	93	4	49	299	102	113

PITCHER	ERA	W-L	G	CG	SV	IP	H	R	ER	BB	SO
Becker, Greg	10.39	0-0	2	0	0	4.1	10	5	5	4	4
Beltny, Mark	4.73	3-3	27	0	4	40	43	24	21	23	29
Glisson, Bob	2.97	5-2	15	3	0	91	70	41	30	35	64
Griffith, Kerry	4.42	3-5	20	1	0	57	76	33	28	16	23
Hackett, John	3.36	6-5	15	3	0	93.2	95	41	35	22	46
Hamilton, Scott	3.51	7-6	15	2	0	100	101	48	39	17	67
Hershman, Wm.	3.17	3-2	25	0	1	48.1	43	20	17	27	45
Hohn, Eric	6.40	0-3	8	0	0	25.1	29	21	18	11	20
Lawrence, Scott	2.98	4-6	27	1	5	87.2	66	40	29	25	48
Marte, Roberto	7.84	0-0	14	0	0	20.2	27	21	18	19	13
Nettles, Bob	4.54	3-4	16	0	0	71.1	75	48	36	40	47
Zaltsman, Stan	3.26	3-3	29	0	4	38.2	35	21	14	15	34
TOTALS	3.85	37-40	77	10	14	678	670	363	290	254	440



1986 JOHNSON CITY CARDINALS

Appalacian League

Manager: Dan Radison

Record: 44-22 (finished first in South Division and League; lost to Pulaski, 2 game to 1 in Championship Series).

All-Stars: Vince Kindred (OF), Ed Looper (Utility), Dave Osteen (RHP), Geronimo Pena (2B), Dave Sala (LHP).

League Leaders: Geronimo Pena (55 Runs), David Osteen (9 Wins, 14 GS, 7 CG, 3 SHO, 107.1 IP), David Sala (9 Wins), Mark Grater (8 SV).

MOST USED LINEUP (Most games at each position)

1B	Reed Olmstead	58	OF	Vince Kindred	41
2B	Geronimo Pena	56	OF	Bob DeLoach	38
3B	Ed Looper	50	C	Pat Hewes	50
SS	Franklin Abreu	42	St	David Osteen	14
OF	Mike Senne	56	Rel	Mark Grater	24

FINAL STATISTICS

BATTER	AVG	G	AB	R	H	2B	3B	HR	RBI	SB	E
Abreu, Franklin	.233	46	129	19	30	3	0	0	19	0	18
Alvarez, Mike	.286	34	112	20	32	2	3	3	16	5	1
Baez, Manolo	.176	12	17	2	3	1	0	0	2	0	1
Barr, Jeff	.107	16	28	3	3	0	0	0	3	1	3
Barrs, Chas	.270	38	111	16	30	7	1	1	12	7	20
Carter, Ed	.261	37	115	21	30	4	1	1	12	4	2
DeLoach Bobby	.248	42	133	21	33	7	1	3	21	5	1
Hewes, P.	.279	59	197	28	55	9	0	6	38	3	2
Jeffers, Steve	.203	28	74	17	15	3	0	0	3	7	2
Kindred, Vince	.331	41	157	36	52	7	1	10	41	10	5
Lampe, Ed	.220	28	41	6	9	0	0	1	2	2	0
Looper, Ed	.280	55	218	37	61	9	2	6	36	3	17
McGinnis, Shawn	.265	25	49	5	13	1	0	0	6	1	0
Olmstead, Reed	.253	57	178	35	45	8	0	4	25	1	9
Pena, Geronimo	.306	55	196	56	60	7	4	3	20	25	7
Radcliffe, Ernest	.200	26	70	7	14	1	0	2	10	0	1
Rocca, Jose	.067	11	15	0	1	0	0	0	0	0	0
Rosario, Francisco	.286	26	63	11	18	3	0	1	6	3	2
Senne, Mike	.282	56	202	46	57	15	1	6	38	20	2
Singletary, Nate	.278	10	36	6	10	2	0	0	3	3	2
Thomas, Terry	.167	8	12	1	2	1	0	0	2	0	0
Pitchers	.265	—	49	8	13	3	0	0	5	0	8
TOTALS	.266	66	2202	401	586	93	14	47	320	100	103

PITCHER	ERA	W-L	G	CG	SV	IP	H	R	ER	BB	SO
Becker	2.61	3-0	22	0	3	41.1	29	16	12	8	20
Carter, Larry	3.72	1-5	8	0	0	36.1	30	22	15	18	35
Cartwright	4.26	1-1	4	0	0	12.2	10	6	6	15	9
Diaz, Felix	11.59	0-0	2	0	0	2.1	6	5	3	1	1
Farmer, Joe	8.00	1-2	4	0	0	18	18	16	16	12	13
Faron, Bob	3.69	8-1	14	3	0	83	93	39	34	9	46
Grater, Mark	2.06	4-2	23	0	8	39.1	20	11	9	12	42
Henry, Mike	4.05	3-3	9	0	0	40	37	22	18	33	27
O'Keefe, Tim	2.36	1-0	16	0	1	42	46	22	11	26	37
Osteen, Dave	2.35	9-2	14	8	0	107.1	80	32	28	17	80
Perez, Mike	2.88	3-5	17	2	3	65.2	64	33	21	18	65
Radcliffe, Ernest	12.60	0-1	3	0	0	5	8	7	7	5	3
Rincon, Luciano	27.00	0-0	1	0	0	1	4	3	3	2	1
Sala, Dave	3.54	9-1	13	1	0	68.2	54	36	27	54	64
TOTALS	3.36	44-22	66	14	15	563	499	270	210	230	463

REVIEW: 1986 SEASON

CARDINALS' 1986 FINAL STATISTICS

BATTING	AVG.	OBA	G	AB	R	H	TB	2B	3B	HR	RBI	GW	SH-SF	HP	BB-IB	SO	SB-CS	GDP	E
Clark	.237	.362	65	232	34	55	98	12	2	9	23	2	0-1	1	45-4	61	1-1	4	3
Coleman	.232	.301	154	600	94	139	168	13	8	0	29	2	3-5	2	29-0	98	107-14	4	9
Left-handed	.228	.286	—	372	—	85	105	8	6	0	18	2	2-3	2	60-0	69	—	3	—
Right-handed	.237	.326	—	228	—	54	63	5	2	0	11	0	1-2	0	31-0	29	—	1	—
Ford	.248	.318	85	214	30	53	78	15	2	2	29	6	1-2	0	23-2	29	13-5	1	3
Heath	.205	.293	65	190	19	39	61	8	1	4	25	3	1-1	1	23-4	36	2-3	5	10
Herr	.252	.342	152	559	48	141	185	30	4	2	61	12	6-4	5	73-10	75	22-8	8	9
Left-handed	.212	.301	—	340	—	72	97	16	3	1	39	10	3-4	2	43-3	51	—	3	—
Right-handed	.315	.405	—	219	—	69	88	14	1	1	22	2	3-0	3	30-7	24	—	5	—
Hurdle	.195	.311	78	154	18	30	46	5	1	3	15	0	1-2	1	26-0	38	0-0	2	3
Knicely	.195	.330	34	82	8	16	22	3	0	1	6	1	0-1	0	17-0	21	1-1	1	1
Laga	.217	.308	18	46	7	10	23	4	0	3	8	1	0-0	1	5-1	18	0-0	1	0
Lake (Tot)	.294	.324	36	68	8	20	28	2	0	2	14	1	1-0	0	3-1	7	0-0	3	2
(S/L)	.245	.275	26	49	4	12	19	1	0	2	10	0	0-0	0	2-0	5	0-0	2	2
Landrum	.210	.279	96	205	24	43	58	7	1	2	17	4	1-3	1	20-2	41	3-1	5	1
LaValliere	.234	.318	110	303	18	71	94	10	2	3	30	2	10-0	1	36-5	37	0-1	7	6
Lawless	.282	.310	46	39	5	11	12	1	0	0	3	0	2-1	0	2-0	8	8-1	0	2
Lindeman	.255	.276	19	55	7	14	18	1	0	1	6	0	0-1	0	2-0	10	1-1	2	1
Manrique	.176	.222	13	17	2	3	6	0	0	1	1	0	0-0	0	1-0	1	1-0	1	0
McGee	.256	.306	124	497	65	127	184	22	7	7	48	3	0-4	1	37-7	82	19-16	8	3
Left-handed	.258	.307	—	298	—	77	106	15	4	2	28	3	0-3	0	22-2	42	—	3	—
Right-handed	.251	.306	—	199	—	50	78	7	3	5	20	0	0-1	1	15-5	40	—	5	—
Morris	.240	.287	39	100	8	24	29	0	1	1	14	3	0-1	0	7-2	15	6-2	2	1
Oquendo	.297	.359	76	138	20	41	47	4	1	0	13	2	2-3	0	15-4	20	2-3	3	8
Left-handed	.266	.336	—	94	—	25	28	1	1	0	9	2	1-2	0	11-4	15	—	3	—
Right-handed	.364	.408	—	44	—	16	19	3	0	0	4	0	1-1	0	4-0	5	—	0	—
Pendleton	.239	.279	159	578	56	138	177	26	5	1	59	6	7-1	1	34-10	59	24-6	12	20
Left-handed	.220	.256	—	368	—	81	102	14	2	1	32	2	4-4	1	18-6	44	—	5	—
Right-handed	.271	.319	—	210	—	57	75	12	3	0	27	4	2-3	0	16-4	15	—	7	—
Smith	.280	.376	153	514	67	144	171	19	4	0	54	5	11-3	2	79-13	27	31-7	9	15
Left-handed	.282	.379	—	312	—	88	107	11	4	0	40	5	5-2	2	48-10	18	—	5	—
Right-handed	.277	.372	—	202	—	56	64	8	0	0	14	0	6-1	0	31-3	9	—	4	—
Van Slyke	.270	.343	137	418	48	113	189	23	7	13	61	9	1-3	1	47-5	85	21-8	2	8
White	.125	.179	25	24	1	3	6	0	0	1	3	1	1-2	0	2-0	3	0-0	1	0
Left-handed	.250	.357	—	12	—	3	6	0	0	1	1	0	1-0	0	2-0	2	—	1	—
Right-handed	.000	.000	—	12	—	0	0	0	0	0	2	1	0-2	0	0-0	1	—	0	—
Bargar	.000	.000	22	2	0	0	0	0	0	0	0	0	0-0	0	0-0	2	0-0	0	0
Boever	.500	.500	11	2	0	1	1	0	0	0	0	0	0-0	0	0-0	0	0-0	0	0
Burris	.148	.148	23	27	0	4	7	3	0	0	7	2	0-0	0	0-0	9	0-0	0	0
Conroy	.138	.219	26	29	2	4	6	2	0	0	6	1	8-0	0	3-0	11	0-0	0	5
Cox	.077	.104	32	65	2	5	7	2	0	0	2	2	16-0	0	2-0	32	0-0	1	5
Dayley	.200	.333	32	5	0	1	1	0	0	0	0	0	0-0	0	1-0	2	0-0	0	0
Earley	—	—	3	0	0	0	0	0	0	0	0	0	0-0	0	0-0	0	0-0	0	0
Forsch	.171	.169	34	76	7	13	25	4	1	2	12	1	11-1	0	0-0	24	0-0	1	0
Horton	.056	.261	42	18	0	1	1	0	0	0	0	0	2-0	0	5-0	3	0-0	0	0
Kepshire	.000	.000	2	1	0	0	0	0	0	0	0	0	1-0	0	0-0	0	0-0	0	0
Lahti	—	—	4	0	0	0	0	0	0	0	0	0	0-0	0	0-0	0	0-0	0	0
Mathews	.047	.089	23	43	1	2	2	0	0	0	2	0	7-0	2	0-0	19	0-0	1	0
Left-handed	.050	.095	—	40	—	2	2	0	0	0	1	0	7-0	2	0-0	18	—	1	—
Right-handed	.000	.000	—	3	—	0	0	0	0	0	1	0	0-0	0	0-0	1	—	0	—
Ownbey	.000	.000	17	7	0	0	0	0	0	0	0	0	3-0	0	0-0	1	0-0	0	2
Perry	.000	.000	46	8	0	0	0	0	0	0	0	0	0-0	0	0-0	4	0-0	0	1
Soff	.000	.000	30	2	0	0	0	0	0	0	0	0	1-0	0	0-0	2	0-0	0	1
Tudor	.153	.162	30	72	6	11	12	1	0	0	6	1	13-1	0	1-0	22	0-0	0	2
Worrell	.143	.143	74	7	0	1	3	0	1	0	0	0	0-0	0	0-0	5	0-0	0	2
CARDINALS	.236	.309	161	5378	601	1270	1756	216	48	58	550	69	108-46	20	568-69	905	262-78	83	123
OPPONENTS	.250	.311	161	5446	611	1364	2105	278	29	135	568	77	53-54	22	485-73	761	91-59	141	154

PITCHER	W-L	ERA	G	GS	CG	GF	SHO	SV	IP	H	R	ER	HR	BB-IB	HB	SO	WP	BK
Bargar	0-2	5.60	22	0	0	10	0	0	27.1	36	19	17	3	10-1	3	12	2	0
Boever	0-1	1.66	11	0	0	4	0	0	21.2	19	5	4	2	11-0	0	8	1	0
Burris	4-5	5.60	23	10	0	5	0	0	82	92	52	51	13	32-4	4	34	0	0
Conroy	5-11	5.23	25	21	1	2	0	0	115.1	122	72	67	15	56-7	3	79	7	0
Cox	12-13	2.90	32	32	8	0	0	0	220	189	85	71	14	60-6	2	108	3	4
Dayley	0-3	3.26	31	0	0	13	0	5	38.2	42	19	14	1	11-3	1	33	0	0
Earley	0-0	0.00	3	0	0	2	0	0	3	0	0	0	0	2-0	0	2	0	0
Forsch	14-10	3.25	33	33	3	0	0	0	230	211	91	83	19	68-11	2	104	7	0
Horton	4-3	2.24	42	9	1	12	0	3	100.1	77	25	25	7	26-7	1	49	1	0
Kepshire	0-1	4.50	2	1	0	1	0	0	8	8	4	4	2	4-0	0	6	0	1
Lahti	0-0	0.00	4	0	0	1	0	0	2.1	3	0	0	0	1-0	0	3	0	0
Mathews	11-8	3.65	23	22	1	1	0	0	145.1	139	61	59	15	44-3	2	67	5	6
Ownbey	1-3	3.80	17	3	0	4	0	0	42.2	47	20	18	4	19-0	2	25	2	0
Perry	2-3	3.80	46	0	0	20	0	2	68.2	59	31	29	5	34-9	0	29	5	0
Soff	4-2	3.29	30	0	0	9	0	0	38.1	37	17	14	4	13-1	0	22	2	1
Tudor	13-7	2.92	30	30	3	0	0	0	219	197	81	71	22	53-5	1	107	2	1
Worrell	9-10	2.08	74	0	0	60	0	36	103.2	86	29	24	9	41-16	1	73	1	0
CARDINALS	79-82	3.37	161	161	17	144	4	46	1466.1	1364	611	549	135	485-73	22	761	38	13
OPPONENTS	82-79	3.26	161	161	23	138	13	44	1464	1270	601	530	58	568-69	20	905	40	41

1986 CARDINALS' HIGHS AND LOWS

TEAM MISCELLANEOUS

Longest Winning Streak	7 Games (7/21-28)
Longest Losing Streak	8 Games (6/27-7/4)
Longest Game - Innings	17 (4/19 at Mtl), (6/27 vs. PHI)
Longest Game - Time	5:22 vs. MTL (4/19 - 17 innings)
Shortest Game - Time 9 Innings	1:58 (4/30 at SD)
Largest Crowd - Home	48,672 (4/8 vs. CHI)
Largest Crowd - Road	48,949 (8/14 at NY)
Largest Margin of Victory	10 (5/8 vs. SD in 13-3 Win), (7/17 vs. LA in 12-2 Win)
Most Men Left on Base	17 (6/2 at HOU)
Most Errors	5 (5/14 vs. LA)
Most Double Plays Turned - Cardinals	5 (6/12 at SD)
Most Double Plays Turned - Opponents	4 (6/27 vs. PHI)

TEAM BATTING

Most Runs by Cardinals - Inning	8 - 4th Inning (7/22 vs. SF)
Most Runs by Opponent - Inning	9 - 6th Inning (6/8 vs. CHI)
Most Runs - Game - Cardinals	13 (5/8 vs. SD)
Most Runs - Game - Opponent	14 (6/8 vs. CHI)
Most Runs - Both Clubs	19 (7/13 vs. SD in 13-6 Loss), (7/29 at PHI in 12-7 Loss)
Fewest Hits - Game - Cardinals	1 (4/30 at SD)
Most Hits - Game - Cardinals	20 (5/8 vs. SD)
Most Hits - Game - Opponents	20 (6/8 vs. CHI)
Most Doubles - Game - Cardinals	7 (7/17 vs. LA)
Most Triples - Game - Cardinals	3 (6/7 vs. CHI)
Most Home Runs - Game - Cardinals	3 (4/11 vs. MTL)
Most Home Runs - Game - Opponents	4 (6/6 vs. CHI), (8/21 at CIN)
Most Stolen Bases - Game - Cardinals	6 (4/12 vs. MTL), (6/28 vs. PHI), (8/4 vs. PHI)
Most Stolen Bases - Game - Opponents	4 (9/19 at MTL)

TEAM PITCHING

Most Strikeouts - Game - Cardinals	15 (4/19 at MTL)
Most Strikeouts - Game - Opponents	12 (4/19 at MTL), (5/26 vs. HOU)
Most Walks - Game - Cardinals	11 (4/19 at MTL)
Most Walks - Game - Opponents	10 (6/2 at HOU)
Fewest Hits - Game - Cardinals	2 (6/7 vs. CHI)

INDIVIDUAL BATTING

Longest Hitting Streak	10 Games - Herr (6/19-6/29), Pendleton (7/26-8/5)
Most Hits - Game	5 - Herr (6/23 vs. PIT)
Most Doubles - Game	2 - Smith (4/14 at NY), (7/17 vs. LA); Heath (4/18 at MTL); Coleman (4/19 at MTL); Clark (6/11 vs. MTL); Ford (6/29 vs. PHI); Herr (7/17 vs. LA); Van Slyke (8/17 at NY), (8/20 at CIN); McGee (9/16 vs. NY), (9/26 vs. CHI)
Most Triples - Game	1 - Several Players
Most Home Runs - Game	2 - McGee (7/21 vs. SF)
Most Runs Batted In - Game	4 - Conroy (5/8 vs. SD); Burreis (5/24 vs. ATL); Van Slyke (5/31 at CIN); Heath (5/31 at CIN), (6/21 at PHI); Forsch (8/10 vs. PIT); Herr (9/5 at HOU)
Most Runs - Game	4 - Oquendo (5/8 vs. SD)
Most Stolen Bases - Game	4 - Coleman (6/30 vs. NY), (8/4 vs. PHI), (8/10 vs. PIT)

INDIVIDUAL PITCHING

Most Strikeouts - Game - Starter	11 - Conroy (9/21 at MTL)
Most Strikeouts - Game - Reliever	7 - Dayley (4/19 at MTL)
Fewest Hits Allowed - Complete Game	2 - Tudor (6/7 vs. CHI)
Longest Winning Streak	6 Games - Forsch (7/12-8/10)
Longest Losing Streak	5 Games - Worrell (5/28-6/18); Conroy (7/13-8/24)
Most Innings Pitched - Game - Starter	10 - Tudor (5/7 vs. SD); Matthews (8/16 at NY)
Most Innings Pitched - Game - Reliever	7 - Horton (9/15 vs. NY)
Most Consecutive Scoreless Innings	26.2 - Horton (6/23-8/14)

1986 FINAL STANDINGS

NATIONAL LEAGUE

EASTERN DIVISION

	W	L	PCT	GB
New York	108	54	.667	—
Philadelphia	86	75	.534	21.5
St. Louis	79	82	.491	28.5
Montreal	78	83	.484	29.5
Chicago	70	90	.438	37
Pittsburgh	64	98	.395	44

WESTERN DIVISION

	W	L	PCT	GB
Houston	96	66	.593	—
Cincinnati	86	76	.531	10
San Francisco	83	79	.512	13
San Diego	74	88	.457	22
Los Angeles	73	89	.451	23
Atlanta	72	89	.447	23.5

AMERICAN LEAGUE

EASTERN DIVISION

	W	L	PCT	GB
Boston	95	66	.590	—
New York	90	72	.556	5.5
Detroit	87	75	.537	8.5
Toronto	86	76	.531	9.5
Cleveland	84	78	.519	11.5
Milwaukee	77	84	.478	18
Baltimore	73	89	.451	22.5

WESTERN DIVISION

	W	L	PCT	GB
California	92	70	.568	—
Texas	87	75	.537	5
Kansas City	76	86	.469	16
Oakland	76	86	.469	16
Chicago	72	90	.444	20
Minnesota	71	91	.438	21
Seattle	67	95	.414	25

CARDINALS VS. THE NATIONAL LEAGUE

EASTERN DIVISION

	HOME		ROAD		TOTALS	
	W	L	W	L	W	L
Chicago	5	4	2	6	7	10
Montreal	3	6	6	3	9	9
New York	1	8	5	4	6	12
Philadelphia	6	3	6	3	12	6
Pittsburgh	6	3	5	4	11	7
TOTALS VS. EAST	21	24	24	20	45	44

WESTERN DIVISION

	HOME		ROAD		TOTALS	
	W	L	W	L	W	L
Atlanta	4	2	2	4	6	6
Cincinnati	3	3	2	4	5	7
Houston	2	4	3	3	5	7
Los Angeles	2	4	2	4	4	8
San Diego	5	1	2	4	7	5
San Francisco	5	1	2	4	7	5
TOTALS VS. WEST	21	15	13	23	34	38
OVERALL TOTALS	42	39	37	43	79	82

ATTENDANCE — 1986

Home	2,471,817	Road	1,669,473
Average	30,516	Average	21,681
(81 Dates)		(77 Dates)	

HOME RUNS VS. CARDINALS — 1986

Atlanta (11)	At St.L.	Away	New York (19)	At St.L.	Away
Griffey	1	1	Backman	0	1
Horner	0	4	Dykstra	1	1
Hubbard	0	1	Heep	0	1
Murphy	0	1	Hernandez	0	1
Ramirez	1	0	Johnson	1	0
Sample	1	0	Knight	2	1
			Mazzilli	0	1
			Mitchell	2	1
			Strawberry	1	2
			Teufel	1	1
			Wilson	1	0
Chicago (15)	At St.L.	Away	Philadelphia (20)	At St.L.	Away
Davis	0	1	K. Gross	0	1
Dayett	1	2	Hayes	1	1
Dunston	0	2	Redus	2	0
Durham	1	1	Reynolds	2	0
G. Mathews	2	0	Roenicke	1	0
Moreland	1	0	Samuel	1	2
Palmeiro	1	0	Schmidt	0	2
Sandberg	1	0	Schu	2	0
Speier	2	0	Stone	0	1
			Thompson	0	1
			Wilson	1	2
Cincinnati (15)	At St.L.	Away	Pittsburgh (12)	At St.L.	Away
Bell	1	2	Bonds	0	2
Daniels	1	0	Bream	2	0
Davis	0	3	Diaz	0	2
Diaz	0	1	Morrison	1	1
Esasky	0	2	Pena	1	0
Jones	1	0	Ray	2	0
Oester	0	2	Rhoden	1	0
Parker	1	1			
Houston (11)	At St.L.	Away	San Diego (9)	At St.L.	Away
Bailey	1	0	Bochy	0	1
Bass	1	1	Garvey	1	1
Cruz	0	1	Gwynn	1	1
Davis	0	2	Kennedy	0	1
Doran	0	1	Martinez	0	1
Driessen	0	1	McReynolds	0	2
Hatcher	0	1			
Garner	0	1			
Walling	1	0			
Los Angeles (8)	At St.L.	Away	San Francisco (5)	At St.L.	Away
Duncan	1	0	Brenly	1	0
Marshall	1	1	Carlton	1	0
Matuszek	1	0	Kutcher	0	2
Sax	1	0	Youngblood	1	0
Stubbs	2	0			
Williams	1	0			
Montreal (10)	At St.L.	Away			
Bilardello	0	1			
Dawson	0	3			
Galaraga	2	0			
Wallach	1	0			
Winningham	1	0			
Webster	2	0			

HOME RUNS OPPONENT PER INNING — 1986

1.	15	6.	13
2.	18	7.	11
3.	14	8.	16
4.	14	9.	13
5.	20	13.	1

HOME RUNS OPPONENTS — MEN ON — 1986

Solo	88	3 Run	11
2 Run	34	Grand Slam	2

OPPONENT HOME RUNS — 1986

DATE	PLAYER	TEAM	PITCHER	INNING	MEN ON
4/13	Webster	Montreal	Kepshire	5	0
	Winningham	Montreal	Kepshire	6	0
4/18	Dawson	at Montreal	Tudor	1	0
4/19	Dawson	at Montreal	Forsch	1	0
	Bilardello	at Montreal	Forsch	2	1
4/23	Dunston	at Chicago	Ownbey	5	0
4/24	Strawberry	New York	Forsch	2	0
	Johnson	New York	Worrell	9	1
4/25	Knight	New York	Horton	5	0
	Knight	New York	Perry	9	1
4/26	Dykstra	New York	Cox	1	0
4/27	Mitchell	New York	Tudor	4	0
	Teufel	New York	Tudor	5	1
4/30	McReynolds	at San Diego	Horton	3	0
	Garvey	at San Diego	Horton	5	0
5/1	Martinez	at San Diego	Perry	8	0
5/2	Marshall	at Los Angeles	Tudor	3	1
5/6	Gwynn	San Diego	Cox	3	0
5/7	Garvey	San Diego	Tudor	1	1
5/13	Marshall	Los Angeles	Dayley	13	1
5/16	Sample	at Atlanta	Bargar	7	0
5/18	Horner	at Atlanta	Tudor	5	1
	Horner	at Atlanta	Worrell	7	1
5/20	Jones	Cincinnati	Conroy	1	0
	Parker	Cincinnati	Horton	7	1
5/25	Sample	Atlanta	Conroy	1	0
5/27	Bailey	Houston	Cox	2	0
5/28	Bass	Houston	Tudor	4	1
5/30	Diaz	at Cincinnati	Burris	2	0
	Oester	at Cincinnati	Burris	5	1
	Oester	at Cincinnati	Ownbey	7	0
5/31	Parker	at Cincinnati	Forsch	9	0
6/2	G. Davis (Back to Back)	at Houston	Tudor	5	0
	Bass (Back to Back)	at Houston	Tudor	5	0
6/4	Doran	at Houston	Burris	1	0
6/6	Speier	Chicago	Cox	2	0
	Durham	Chicago	Cox	4	1
	G. Mathews	Chicago	Ownbey	5	0
	Speier	Chicago	Bargar	8	2
6/7	Sandberg	Chicago	Tudor	4	1
6/8	Moreland	Chicago	Perry	6	2
6/9	Wallach	Montreal	Burris	2	0
	Galarraga	Montreal	Burris	7	0
6/15	Durham	at Chicago	Forsch	8	0
	Dunston	at Chicago	Forsch	8	0
6/16	Bonds	at Pittsburgh	Cox	3	0
6/19	K. Gross	at Philadelphia	Burris	5	2
	Schmidt	at Philadelphia	Bargar	6	0
6/20	Stone	at Philadelphia	Forsch	1	0
6/22	Schmidt	at Philadelphia	Mathews	7	0
	Samuel	at Philadelphia	Mathews	8	1
6/24	Pena	Pittsburgh	Burris	2	0
6/28	Reynolds	Philadelphia	Mathews	6	0
6/29	Roenicke	Philadelphia	Burris	2	0
	Samuel (Grand Slam)	Philadelphia	Worrell	9	3
6/30	Mitchell	New York	Tudor	5	0
7/1	Wilson	New York	Cox	3	0
7/3	Kutcher	at San Francisco	Ownbey	6	0
7/4	Kutcher	at San Francisco	Burris	1	0
7/10	Bochy	at San Diego	Tudor	2	0
	Gwynn (Back to Back)	at San Diego	Tudor	8	0
	McReynolds (Back to Back)	at San Diego	Tudor	8	0
7/12	Kennedy	at San Diego	Forsch	3	0
7/17	Duncan	Los Angeles	Tudor	8	0
7/18	Stubbs (Back to Back)	Los Angeles	Cox	1	1
	Matuszek (Back to Back)	Los Angeles	Cox	1	0
	Williams	Los Angeles	Cox	5	0
	Kennedy	at San Diego	Forsch	3	0
7/20	Sax	Los Angeles	Conroy	3	0
	Stubbs	Los Angeles	Conroy	6	0

OPPONENT HOME RUNS — 1986 (Continued)

DATE	PLAYER	TEAM	PITCHER	INNING	MEN ON
7/21	Carlton	San Francisco	Mathews	2	2
7/22	Brenly	San Francisco	Tudor	2	1
	Youngblood	San Francisco	Burriss	8	1
7/29	Samuel	at Philadelphia	Conroy	2	2
	Wilson	at Philadelphia	Conroy	3	1
	Hayes (Grand Slam)	at Philadelphia	Burriss	4	3
7/30	Wilson	at Philadelphia	Forsch	4	0
8/1	Morrison	at Pittsburgh	Mathews	3	1
8/2	Diaz	at Pittsburgh	Tudor	2	0
	Diaz	at Pittsburgh	Tudor	4	0
8/5	Redus	Philadelphia	Forsch	6	0
8/7	Redus	Philadelphia	Tudor	3	0
	Wilson	Philadelphia	Tudor	9	0
	Schu (Pinch-Hit)	Philadelphia	Tudor	9	1
8/9	Ray	Pittsburgh	Conroy	1	1
	Bream	Pittsburgh	Perry	9	0
8/12	Dawson	at Montreal	Burriss	2	2
8/14	Mitchell	at New York	Conroy	7	1
8/16	Mazzilli	at New York	Mathews	9	0
8/17	Heep	at New York	Cox	4	1
	Teufel (Pinch-Hit)	at New York	Horton	6	0
	Dykstra	at New York	Burriss	8	2
8/19	Esasky	at Cincinnati	Conroy	6	1
	Davis	at Cincinnati	Soff	8	0
8/20	Bell	at Cincinnati	Forsch	5	1
8/21	Davis	at Cincinnati	Mathews	2	0
	Davis	at Cincinnati	Mathews	3	2
	Bell	at Cincinnati	Mathews	5	0
	Esasky	at Cincinnati	Perry	8	0
8/22	Walling (Pinch-Hit)	Houston	Worrell	9	2
8/25	Ramirez	Atlanta	Forsch	7	0
	Griffey	Atlanta	Worrell	9	0
8/29	Bell	Cincinnati	Cox	6	0
8/31	Daniels	Cincinnati	Forsch	1	0
9/1	Horner	at Atlanta	Mathews	4	0
	Hubbard	at Atlanta	Mathews	5	0
9/2	Murphy	at Atlanta	Tudor	7	2
9/3	Horner	at Atlanta	Cox	6	0
	Griffey	at Atlanta	Worrell	8	0
9/5	Hatcher	at Houston	Conroy	4	1
	Driessen (Pinch-Hit)	at Houston	Worrell	9	0
9/6	Davis	at Houston	Forsch	3	2
	Cruz	at Houston	Worrell	9	1
9/7	Garner	at Houston	Mathews	4	0
9/10	Bonds	at Pittsburgh	Conroy	1	0
9/13	Webster	Montreal	Mathews	3	0
	Galarraga	Montreal	Boever	6	1
9/17	Thompson	at Philadelphia	Forsch	1	0
9/22	Strawberry	at New York	Forsch	4	0
	Backman	at New York	Forsch	7	0
9/23	Knight	at New York	Mathews	2	0
	Hernandez	at New York	Mathews	4	0
	Strawberry	at New York	Boever	5	0
9/25	Reynolds	Philadelphia	Horton	3	0
	Schu (Pinch-Hit)	Philadelphia	Horton	6	0
	Hays	Philadelphia	Worrell	9	0
9/26	Dayett	Chicago	Conroy	2	1
	Mathews	Chicago	Conroy	5	1
9/27	Palmeiro	Chicago	Forsch	7	0
9/30	Rhoden	Pittsburgh	Cox	5	0
10/1	Ray	Pittsburgh	Soff	8	0
10/2	Bream	Pittsburgh	Conroy	2	1
	Morrison	Pittsburgh	Conroy	5	1
10/4	Dayett	at Chicago	Forsch	4	0
10/5	Davis	at Chicago	Soff	8	1
	Dayett	at Chicago	Soff	8	0

CARDINAL HOME RUNS — 1986

Vs. Atlanta (1)	At St.L.	Away
Van Slyke	0	1

Vs. Chicago (4)	At St.L.	Away
Herr	0	1
Laga	0	1
McGee	1	0
Van Slyke	0	1

Vs. Cincinnati (4)	At St.L.	Away
Heath	0	1
Van Slyke	1	2

Vs. Houston (6)	At St.L.	Away
Clark	0	1
Herr	1	0
Lake	0	1
Lindeman	0	1
Manrique	0	1
Van Slyke	0	1

Vs. Los Angeles (3)	At St.L.	Away
McGee	1	0
Van Slyke	1	0
White	1	0

Vs. Montreal (11)	At St.L.	Away
Clark	1	1
Ford	0	1
Forsch	1	0
Heath	0	1
Laga	1	0
Landrum	1	0
LaValliere	0	1
McGee	2	0
Van Slyke	0	1

Vs. New York (5)	At St.L.	Away
Clark	1	0
Lake	0	1
McGee	1	0
Pendleton	0	1
Van Slyke	0	1

Vs. Philadelphia (10)	At St.L.	Away
Clark	0	1
Ford	0	1
Heath	1	0
Knically	0	1
Laga	0	1
Landrum	1	0
LaValliere	1	1
Morris	1	0
Van Slyke	1	0

Vs. Pittsburgh (7)	At St.L.	Away
Clark	0	2
Forsch	1	0
Hurdle	0	2
Van Slyke	2	0

Vs. San Diego (3)	At St.L.	Away
Clark	2	0
Hurdle	0	1

Vs. San Francisco (4)	At St.L.	Away
Heath	0	1
McGee	2	0
Van Slyke	1	0

CARDINAL HOME RUNS — PER INNING — 1986

1.	5	7.	6
2.	7	8.	4
3.	8	9.	6
4.	9	12.	1
5.	3	14.	1
6.	8		

CARDINAL HOME RUNS — 1986 WITH MEN ON

Solo	36	3 Run	6
2 Run	15	Grand Slam	1

CARDINAL HOME RUNS — 1986

DATE	PLAYER	TEAM	PITCHER	INNING	MEN ON
4/11	McGee	Montreal	Hesketh	3	1
	Clark (Back to Back)	Montreal	Hesketh	3	0
	Landrum (Back to Back)	Montreal	Hesketh	3	0
4/18	Heath	at Montreal	Hesketh	6	1
4/19	Clark	at Montreal	Schatzeder	14	0
4/27	McGee	New York	Ojeda	4	0
	Clark	New York	Ojeda	8	0
5/6	Clark	San Diego	Thurmond	6	0
5/7	Clark	San Diego	Show	3	1
5/13	White (Pinch-Hit)	Los Angeles	Niedenfuer	12	0
5/21	Van Slyke	Cincinnati	Denny	6	1
5/27	Herr	Houston	Knepper	7	1
5/31	Heath	at Cincinnati	Browning	3	0
	Van Slyke	at Cincinnati	Terry	4	2
6/2	Van Slyke	at Houston	Solano	9	1
6/3	Clark	at Houston	Deshaies	4	1
6/7	McGee	Chicago	Sutcliffe	6	0
6/14	Herr	at Chicago	Sanderson	2	0
6/16	Clark	at Pittsburgh	Rhoden	2	0
6/17	Hurdle	at Pittsburgh	Reuschel	7	2
	Clark	at Pittsburgh	McWilliams	9	0
6/19	LaValliere	at Philadelphia	Gross	8	0
6/20	Ford	at Philadelphia	Hudson	1	0
	Clark	at Philadelphia	Hudson	4	0
6/25	Van Slyke	Pittsburgh	Walk	5	0
6/28	Heath	Philadelphia	Ruffin	4	0
7/5	Heath	at San Francisco	Blue	6	2
7/13	Hurdle (Pinch-Hit)	at San Diego	Hoyt	6	2
7/19	Van Slyke	Los Angeles	Welch	7	0
7/20	McGee	Los Angeles	Honeycutt	6	0
7/21	McGee	San Francisco	Carlton	1	0
	McGee	San Francisco	Carlton	4	1
7/22	Van Slyke	San Francisco	M. Davis	4	1
7/28	Knically	at Philadelphia	Ruffin	9	0
8/10	Forsch (Grand Slam)	Pittsburgh	Bielecki	5	3
8/11	Ford	at Montreal	Youmans	3	1
	LaValliere	at Montreal	Youmans	8	1
8/14	Pendleton	at New York	Darling	2	0
	Van Slyke	at New York	Anderson	1	1
8/20	Van Slyke	at Cincinnati	Gullickson	9	0
9/2	Van Slyke	at Atlanta	Mahler	9	0
9/5	Lindeman	at Houston	Deshaies	2	0
	Manrique (Pinch-Hit)	at Houston	Deshaies	5	0
9/6	Lake	at Houston	Knepper	6	2
9/9	Hurdle	at Pittsburgh	Reuschel	4	0
9/12	Forsch	Montreal	Youmans	2	2
9/14	Laga	Montreal	Sebra	1	1
	McGee	Montreal	Burke	7	0
9/18	Laga	at Philadelphia	Bedrosian	8	0
9/21	Van Slyke (Inside the Park)	at Montreal	Tibbs	1	1
9/23	Lake	at New York	Ojeda	3	0
9/24	Morris	Philadelphia	K. Gross	2	0
	Van Slyke	Philadelphia	K. Gross	3	0
9/25	LaValliere	Philadelphia	Ruffin	2	1
	Landrum	Philadelphia	Schatzeder	7	0
9/30	Van Slyke	Pittsburgh	Rhoden	4	0
10/4	Laga	at Chicago	Di Pino	7	0
	Van Slyke	at Chicago	Smith	9	0

CARDINAL STOLEN BASES — 1986

	TOTAL SB-CS	2nd BASE SB-CS	3rd BASE SB-CS	HOME PLATE SB-CS
Clark	1-1	1-1	0-0	0-0
Coleman	107-14	77-8	30-5	0-1
Ford	13-5	13-5	0-0	0-0
Heath	2-3	2-1	0-2	0-0
Herr	22-8	21-6	1-0	0-2
Knicely	1-1	1-1	0-0	0-0
Landrum	3-1	3-1	0-0	0-0
LaValliere	0-1	0-0	0-0	0-1
Lawless	8-1	8-1	0-0	0-0
Lindeman	1-1	1-1	0-0	0-0
Manrique	1-0	1-0	0-0	0-0
McGee	19-16	17-14	2-2	0-0
Morris	6-2	5-2	1-0	0-0
Oquendo	2-3	2-3	0-0	0-0
Pendleton	24-6	19-5	5-1	0-0
Smith	31-7	28-5	3-1	0-1
Van Slyke	21-8	21-5	0-1	0-2
TOTALS	262-78	220-59	42-12	0-7

THE 300 CLUB

(FIVE TEAMS THAT HAVE STOLEN 300 BASES IN A SEASON)

347 - New York Giants	1911	314 - ST. LOUIS CARDINALS	1985
341 - Oakland A's	1976	310 - Cincinnati Reds	1910
319 - New York Giants	1912		

STOLEN BASES (FROM 1920) SEASON LEADER BY POSITION

Pitcher	Bob Gibson	5 — 1969
Catcher	Tim McCarver	9 — 1966
First Base	Jack Fournier	26 — 1920
Second Base	Frank Frisch	48 — 1927
Shortstop	Ozzie Smith	35 — 1984
Third Base	Pepper Martin	26 — 1933
Left Field	Lou Brock	118 — 1974
Center Field	Willie McGee	56 — 1985
Right Field	Andy Van Slyke	32 — 1985

*Van Slyke had 34 SB in 1985, but stole only 32 while playing RF.

THE RUNNING GAME

FIVE YEARS IN A ROW: The Running Redbirds stole 262 bases in 1986 marking the fifth straight year the club has hit the 200 mark (1982-200, 1983-207, 1984-220, 1985-314). Only seven other teams have stolen 200 bases for five straight years, and the feat had not been accomplished since 1915. The following is a list of clubs which have stolen 200 or more bases in five or more seasons:

- Chicago Cubs 1901-1908 (8 Seasons)
- Detroit Tigers 1909-1915 (7 Seasons)
- Cincinnati Reds 1909-1914 (6 Seasons)
- New York Giants 1909-1914 (6 Seasons)
- Philadelphia Athletics 1909-1914 (6 Seasons)
- ST. LOUIS CARDINALS 1982-1986 (5 Seasons)**
- New York Yankees 1910-1914 (5 Seasons)
- New York Giants 1903-1907 (5 Seasons)

Other Cardinal teams to steal 200 or more bases were: 204 in 1892, 250 in 1893, 207 in 1899 and 243 in 1900.

5 x 20: The Cardinals, in 1986, had five players accumulate 20 or more stolen bases — Vince Coleman, 107; Ozzie Smith, 31; Terry Pendleton, 24; Tom Herr, 22 and Andy Van Slyke, 21. The Redbirds club record for most runners with 20 or more steals is six players accomplished in the 1892 and 1900 seasons. The last time a major league team had six players with 20 or more stolen bases was in 1980 when the Houston Astros did it with Cesar Cedeno, 48; Jose Cruz, 36; Terry Puhl, 27; Joe Morgan, 24; Rafael Landestoy, 23 and Enos Cabel, 21. The Cardinals, in 1985, set a team record when five players exceeded 30 stolen bases — Vince Coleman, 110; Willie McGee, 56; Andy Van Slyke, 34; Tom Herr, 31 and Ozzie Smith, 31.

ST. LOUIS FIELDING STATISTICS — 1986

PITCHERS	PCT.	G	GS	PO	A	E	TC	DP
Bargar	1.000	22	0	3	7	0	10	0
Boever	1.000	11	0	1	2	0	3	0
Burris	1.000	23	10	4	9	0	13	1
Conroy	.792	25	21	3	16	5	24	0
Cox	.865	32	32	22	10	5	37	0
Dayley	1.000	31	0	1	7	0	8	0
Earley	—	3	0	0	0	0	0	0
Forsch	1.000	33	33	17	32	0	49	5
Horton	1.000	42	9	4	24	0	28	3
Kepshire	1.000	2	1	1	2	0	3	0
Lahti	—	4	0	0	0	0	0	0
Mathews	1.000	23	22	3	17	0	20	1
Ownbey	.800	17	3	4	4	2	10	0
Perry	.955	46	0	10	11	1	22	4
Soff	.929	30	0	6	7	1	14	0
Tudor	.962	30	30	10	41	2	53	4
Worrell	.867	74	0	5	8	2	15	0

CATCHERS	PCT.	G	GS	PO	A	E	TC	DP	PB
Heath	.967	63	51	259	30	10	299	4	6
Hurdle	1.000	5	3	19	1	0	20	0	2
Knicely	1.000	2	0	2	0	0	2	0	0
LaValliere	.988	108	93	468	47	6	521	8	1
Lake, Chi.-St.L.	.983	36	18	105	9	2	116	3	0
St.L.	.976	26	14	75	6	2	83	1	0

FIRST BASEMEN	PCT.	G	GS	PO	A	E	TC	DP
Clark	.995	64	64	623	35	3	661	66
Hurdle	.994	39	30	301	22	2	325	31
Knicely	.995	29	23	185	16	1	202	20
Laga	1.000	16	11	109	14	0	123	9
Lindeman	.992	17	13	118	10	1	129	8
Van Slyke	.996	38	20	204	23	1	228	23

SECOND BASEMEN	PCT.	G	GS	PO	A	E	TC	DP
Herr	.988	152	150	352	414	9	775	121
Lawless	1.000	7	1	4	6	0	10	0
Manrique	—	1	0	0	0	0	0	0
Oquendo	.935	21	10	22	36	4	62	11

THIRD BASEMEN	PCT.	G	GS	PO	A	E	TC	DP
Hurdle	.909	4	2	2	8	1	11	0
Lawless	.875	12	3	5	9	2	16	1
Lindeman	—	1	0	0	0	0	0	0
Manrique	1.000	4	3	1	3	0	4	0
Oquendo	1.000	1	0	0	2	0	2	0
Pendleton	.962	156	153	133	371	20	524	36

SHORTSTOPS	PCT.	G	GS	PO	A	E	TC	DP
Oquendo	.956	29	17	30	56	4	90	12
Smith	.978	144	144	229	453	15	697	96

OUTFIELDERS	PCT.	G	GS	PO	A	E	TC	DP
Coleman	.972	149	145	300	12	9	321	2
Ford	.975	64	49	109	7	3	119	3
Heath	1.000	2	0	1	0	0	1	0
Hurdle	1.000	10	6	12	0	0	12	0
Landrum	.993	78	48	131	6	1	138	1
Lawless	1.000	1	1	2	0	0	2	0
Lindeman	—	1	1	0	0	0	0	0
McGee	.991	122	121	325	9	3	337	0
Morris	.986	31	23	68	0	1	69	0
Oquendo	—	1	0	0	0	0	0	0
Pendleton	—	1	0	0	0	0	0	0
Van Slyke	.969	110	88	211	11	7	229	2
White	1.000	6	1	5	0	0	5	0
Worrell	—	2	0	0	0	0	0	0

NATIONAL LEAGUE CLUB FIELDING — 1986

CLUB	PCT	G	PO	A	E	TC	DP	TP	PB
St. Louis	.981	161	4399	1804	123	6326	178	0	9
Chicago	.980	160	4335	1784	124	6243	147	1	17
Montreal	.979	161	4399	1787	133	6319	132	0	21
Houston	.979	162	4369	1565	130	6064	108	0	9
New York	.978	162	4452	1781	138	6371	145	0	8
Atlanta	.978	161	4274	2026	141	6441	181	1	11
Philadelphia	.978	161	4355	1761	137	6253	157	0	23
Cincinnati	.978	162	4404	1809	140	6353	160	0	13
Pittsburgh	.978	162	4352	1918	143	6413	134	0	9
San Diego	.978	162	4330	1629	137	6096	135	0	14
San Francisco	.977	162	4381	1794	143	6318	149	0	12
Los Angeles	.971	162	4363	1801	181	6345	118	0	11

CARDINAL PINCH-HITTERS — 1986

	AVG	AB	H	2B	3B	HR	RBI	BB
Clark	1.000	1	1	0	0	0	1	0
Coleman	.500	2	1	0	0	0	0	0
Conroy	.000	1	0	0	0	0	0	0
Dayley	.000	1	0	0	0	0	0	0
Ford	.200	25	5	1	0	0	7	6
Heath	.000	3	0	0	0	0	0	2
Herr	—	0	0	0	0	0	0	1
Hurdle	.273	22	6	1	1	1	7	0
Knicely	.200	5	1	0	0	0	0	2
Laga	.000	3	0	0	0	0	1	3
Lake	—	0	0	0	0	0	0	1
Landrum	.179	28	5	1	0	0	3	4
LaValliere	.000	4	0	0	0	0	1	0
Lawless	.167	12	2	0	0	0	1	0
Lindeman	.500	2	1	0	0	0	1	1
Manrique	.143	7	1	0	0	1	1	1
McGee	.000	2	0	0	0	0	0	0
Morris	.273	11	3	0	0	0	0	0
Oquendo	.222	27	6	0	0	0	2	2
Pendleton	.000	3	0	0	0	0	0	0
Smith	.250	8	2	0	0	0	0	1
Van Slyke	.200	10	2	0	0	0	0	1
White	.100	19	2	0	0	1	1	2
TEAM	.194	196	38	3	1	3	26	27

CARDINAL BATTING — 1986

VS. RIGHT-HANDED PITCHERS

VS. LEFT-HANDED PITCHERS

	AVG	AB	H	HR	RBI	AVG	AB	H	HR	RBI
Clark	.199	151	30	3	11	.309	81	25	6	12
Coleman	.228	372	85	0	18	.237	228	54	0	11
Ford	.254	185	47	2	25	.207	29	6	0	4
Heath	.181	72	13	0	7	.220	118	26	4	18
Herr	.212	340	72	1	39	.315	219	69	1	22
Hurdle	.167	12	2	0	1	.197	142	28	3	14
Knicely	.050	20	1	0	0	.242	62	15	1	6
Laga	.200	45	9	2	7	1.000	1	1	1	1
Lake	.250	20	5	0	3	.313	48	15	2	11
Landrum	.353	34	12	0	1	.181	171	31	2	16
LaValliere	.224	58	13	1	9	.237	245	58	2	21
Lawless	.167	12	2	0	0	.333	27	9	0	3
Lindeman	.222	18	4	0	2	.270	37	10	1	4
Manrique	—	0	0	0	0	.176	17	3	1	1
McGee	.258	298	77	2	28	.251	199	50	5	20
Morris	.213	89	19	1	11	.455	11	5	0	3
Oquendo	.266	94	25	0	9	.364	44	16	0	4
Pendleton	.220	368	81	1	32	.271	210	57	0	27
Smith	.282	312	88	0	40	.277	202	56	0	14
Van Slyke	.305	285	87	12	48	.195	133	26	1	13
White	.250	12	3	1	1	.000	12	0	0	2

1986 CLUB LEADERS

BATTING

Average	Smith	280
On Base Average	Smith	379
Games	Pendleton	159
At-Bats	Coleman	600
Runs	Coleman	94
Hits	Smith	144
Doubles	Herr	30
Triples	Coleman	8
Home Runs	Van Slyke	13
RBI	Herr and Van Slyke	61
Walks	Smith	79
Strikeouts	Coleman	98
Sacrifice Bunts	Smith	11
Sacrifice Flies	Pendleton	7
Hit By Pitch	Herr	5
Stolen Bases	Coleman	107
GW-RBI	Herr	12

PITCHING

ERA	Cox (Starter)	2.90
	Worrell (Reliever)	2.08
Wins	Forsch	14
Losses	Cox	13
Games	Worrell	74
Games Started	Forsch	33
Complete Games	Cox	8
Saves	Worrell	36
Shutouts	—	—
Innings	Forsch	230.0
Strikeouts	Cox	108

1986 GAMES STARTED

Following is a breakdown of which Cardinals' players started at each position for St. Louis in 1986 and the number of games each started.

C — LaValliere 93, Heath 51, Lake 14, Hurdle 3

1B — Clark 64, Hurdle 30, Knicely 23, Van Slyke 20, Lindeman 13, Laga 11

2B — Herr 150, Oquendo 10, Lawless 1

SS — Smith 144, Oquendo 17

3B — Pendleton 154, Lawless 3, Manrique 3, Hurdle 1

LF — Coleman 128, Ford 21, Landrum 4, Morris 2, Hurdle 2, White 1, Van Slyke 1, Lawless 1, Lindeman 1

CF — McGee 121, Van Slyke 20, Coleman 17, Morris 3

RF — Van Slyke 68, Landrum 44, Ford 27, Morris 18, Hurdle 4

1986 DAY-BY-DAY WITH THE CARDINALS

Date	Team	Home-Road Day-Night	Score	Winner-Loser	Won-Lost	Attendance	Standings	Games Behind or Ahead
4/8	CHI	H-N	2-1	TUDOR-Sutcliffe	1-0	48,672	T1	+ 1/2
4/9				OPEN DATE			T1	+1
4/10	CHI	H-D	4-2	Ownbey-Eckersley	2-0	32,952	1	+ 1/2
4/11	MTL	H-N	9-1	Forsch-Hesketh	3-0	30,307	1	+ 1/2
4/12	MTL	H-N	6-3	Tudor-Youmans	4-0	38,362	1	+ 1 1/2
4/13	MTL	H-D	2-3	B. Smith-Kepshire	4-1	39,666	1	+1
4/14	NY	R-D	6-2 (13)	Perry-Niemann	5-1	47,752	1	+ 1 1/2
4/15				OPEN DATE			1	+ 1 1/2
4/16	NY			RAINED OUT			1	+ 1 1/2
4/17	NY			RAINED OUT			1	+ 1 1/2
4/18	MTL	R-D	4-2	Tudor-Hesketh	6-1	10,015	1	+ 1 1/2
4/19	MTL	R-D	9-6 (17)	Conroy-Youmans	7-1	14,188	1	+ 1 1/2
4/20	MTL	R-D	0-2	TIBBS-Horton	7-2	12,994	1	+1
4/21	CHI			RAINED OUT			1	+1
4/22	CHI	R-D	2-3	Baller-Perry	7-3	8,747	T1	+ 1 1/2
4/23	CHI	R-D	0-6	SANDERSON-Ownbey	7-4	11,936	2	- 1/2
4/24	NY	H-N	4-5 (10)	McDowell-Worrell	7-5	33,597	2	- 1 1/2
4/25	NY	H-N	0-9	GOODEN-Horton	7-6	43,721	2	- 2 1/2
4/26	NY	H-D	3-4	Fernandez-Cox	7-7	44,769	T2	- 3 1/2
4/27	NY	H-D	3-5	OJEDA-Tudor	7-8	39,193	T2	- 4 1/2
4/28	SF	R-D	5-4 (12)	Worrell-M. Davis	8-8	8,952	2	-4
4/29	SF	R-D	0-2	LaCoss-Forsch	8-9	18,219	T3	-5
4/30	SD	R-N	0-5	THURMOND-Horton	8-10	16,637	4	-6
				APRIL TOTAL	8-10			
5/1	SD	R-D	3-4	Show-Cox	8-11	28,472	4	-6
5/2	LA	R-N	2-3	Reuss-Tudor	8-12	39,495	5	-7
5/3	LA	R-N	0-3	VALENZUELA-Conroy	8-13	47,200	6	-8
5/4	LA	R-D	3-1	Forsch-Hershiser	9-13	45,445	5	-8
5/5				OPEN DATE			5	-8
5/6	SD	H-N	2-3	Walter-Dayley	9-14	21,705	6	-9
5/7	SD	H-N	4-3 (12)	Worrell-Gossage	10-14	24,074	4	-9
5/8	SD	H-D	13-3	CONROY-Dravecky	11-14	26,060	4	- 8 1/2
5/9	SF	H-N	1-2 (10)	LaCoss-Worrell	11-15	37,021	T4	- 9 1/2
5/10	SF	H-N	6-3	Burris-Mason	12-15	44,759	T3	- 9 1/2
5/11	SF	H-D	4-3	Worrell-Krukow	13-15	29,355	T3	- 8 1/2
5/12				OPEN DATE			T3	-9
5/13	LA	H-N	5-6 (13)	Honeycutt-Dayley	13-16	40,727	T3	-9
5/14	LA	H-D	3-8	Valenzuela-Conroy	13-17	31,671	T4	-9
5/15				OPEN DATE			T3	- 9 1/2
5/16	ATL	R-N	2-6	MAHLER-Forsch	13-18	15,551	T4	-10
5/17	ATL	R-D	0-2	Johnson-COX	13-19	37,350	5	- 9 1/2
5/18	ATL	R-D	2-5	Z. Smith-Tudor	13-20	22,861	6	- 10 1/2
5/19				OPEN DATE			6	- 10 1/2
5/20	CIN	H-N	3-5	Gullickson-Bargar	13-21	24,403	6	- 11 1/2
5/21	CIN	H-N	8-3	Forsch-Denny	14-21	24,160	T4	- 11 1/2
5/22	CIN	H-D	4-6	Soto-Cox	14-22	26,791	T4	- 11 1/2
5/23	ATL	H-N	3-2	Tudor-Z. Smith	15-22	33,774	T4	- 10 1/2
5/24	ATL	H-N	9-5	Burris-Palmer	16-22	39,352	T3	- 10 1/2
5/25	ATL	H-D	2-6	MAHLER-Conroy	16-23	37,966	T3	-11
5/26	HOU	H-N	1-4	Deshaies-Forsch	16-24	20,099	T4	-12
5/27	HOU	H-N	4-5	D. Smith-Dayley	16-25	20,146	5	-13
5/28	HOU	H-D	3-4 (11)	Kerfeld-Worrell	16-26	17,582	6	-14
5/29				OPEN DATE			6	- 14 1/2
5/30	CIN	R-N	4-6	Price-Burris	16-27	24,331	6	- 15 1/2
5/31	CIN	R-D	11-2	FORSCH-Browning	17-27	23,001	6	- 14 1/2
				MAY TOTAL				
6/1	CIN	R-D	2-1	Cox-Welsh	18-27	26,165	6	- 13 1/2
6/2	HOU	R-N	9-2	TUDOR-Madden	19-27	11,669	6	- 13 1/2
6/3	HOU	R-N	3-1	Mathews-Deshaies	20-27	6,430	T5	- 12 1/2
6/4	HOU	R-N	2-4	Scott-Burris	20-28	11,396	6	- 13 1/2
6/5	CHI	H-N	4-3	Forsch-Keough	21-28	30,575	T4	- 13 1/2
6/6	CHI	H-N	3-9	Baller-Cox	21-29	41,154	5	-14
6/7	CHI	H-D	3-2	TUDOR-Sutcliffe	22-29	42,151	4	-14
6/8	CHI	H-D	2-14	Trout-Mathews	22-30	41,919	5	-15
6/9	MTL	H-N	4-5	Burke-Worrell	22-31	24,722	6	-15
6/10	MTL	H-N	2-4	Tibbs-Forsch	22-32	25,207	6	-16

1986 DAY-BY-DAY WITH THE CARDINALS (Continued)

Date	Team	Home-Road Day-Night	Score	Winner-Loser	Won-Lost	Attendance	Standings	Games Behind or Ahead
6/11	MTL	H-N	3-4 (10)	Reardon-Bargar	22-33	31,926	6	-17
6/12				OPEN DATE			6	-17
6/13	CHI	R-D	1-1 (10)	Mathews-SUTCLIFFE	23-33		6	-17
		DH	2-3 (11)	L. Smith-Worrell	23-24	34,037	6	-17 1/2
6/14	CHI	R-D	1-0	Burris-Sanderson	24-34	31,894	5	-17 1/2
6/15	CHI	R-D	3-4 (11)	Fontenot-Worrell	24-35	31,244	6	-19
6/16	PIT	R-N	4-2	Cox-Rhoden	25-35	7,834	5	-19
6/17	PIT	R-N	7-2	MATHEWS-Reuschel	26-35	9,424	5	-18 1/2
6/18	PIT	R-N	1-2 (12)	Robinson-Worrell	26-36	10,455	5	-18
6/19	PHI	R-N	3-5	K. Gross-Burris	26-37	22,376	6	-18 1/2
6/20	PHI	R-N	9-2	FORSCH-Hudson	27-37	25,292	T4	-18 1/2
6/21	PHI	R-N	8-6	Worrell-Carman	28-37	38,601	T4	-17 1/2
6/22	PHI	R-D	7-4	Mathews-Maddux	29-37	32,570	4	-17 1/2
6/23	PIT	H-N	2-1 (11)	Worrell-Clements	30-37	25,506	4	-16 1/2
6/24	PIT	H-N	5-2	Burris-Winn	31-37	24,251	4	-15 1/2
6/25	PIT	H-N	2-1 (10)	Horton-Clements	32-37	29,140	4	-15 1/2
6/26				OPEN DATE			4	-15 1/2
6/27	PHI	H-N	1-2 (17)	Tekulve-Ownbey	32-38	37,903	4	-16
6/28	PHI	H-N	4-7 (10)	Bedrosian-Perry	32-39	43,513	4	-17
6/29	PHI	H-D	7-8	Bedrosian-Worrell	32-40	42,959	4	-18
6/30	NY	H-N	0-7	OJEDA-Tudor	32-41	38,819	4	-19
				JUNE TOTAL	15-14			
7/1	NY	H-N	1-2	Fernandez-Cox	32-42	25,869	4	-20
7/2	NY	H-N	3-4	Sisk-Forsch	32-43	29,794	4	-21
7/3	SF	R-N	0-1	KRUKOW-Ownbey	32-44	47,167	4	-22
7/4	SF	R-D	1-6	LaCOSS-Burris	32-45	18,971	4	-23
7/5	SF	R-D	7-4	Worrell-Berenguer	33-45	20,747	4	-22
7/6	SF	R-D	3-8	Garrelts-Cox	33-46	40,473	4	-23
7/7	LA	R-N	0-1	Pena-Forsch	33-47	31,976	T5	-23
7/8	LA	R-N	1-0	Conroy-Welch	33-47	32,723	T4	-22
7/9	LA	R-N	2-8	VALENZUELA-Mathews	34-48	38,246	6	-22
7/10	SD	R-D	3-4	Lefferts-Tudor	34-49	20,453	6	-23
7/11	SD	R-N	4-2	Cox-Hawkins	35-49	21,730	T5	-23
7/12	SD	R-N	4-2	Forsch-Whitson	36-49	38,621	5	-23
7/13	SD	R-D	6-13	Hoyt-Conroy	36-50	21,794	5	-24
7/14				ALL-STAR BREAK				
7/15				ALL-STAR BREAK				
7/16				ALL-STAR BREAK				
7/17	LA	H-N	12-2	Tudor-Hershiser	37-50	27,684	T4	-24
7/18	LA	H-N	3-4	Valenzuela-Cox	37-51	34,704	5	-24
7/19	LA	H-D	2-1	Forsch-Welch	38-51	32,083	5	-23
7/20	LA	H-D	2-7	Honeycutt-Conroy	38-52	34,234	6	-23
7/21	SF	H-N	8-3	Mathews-Carlton	39-52	23,340	T5	-23
7/22	SF	H-N	10-7	Tudor-Blue	40-52	23,673	5	-23
7/23	SF	H-N	4-3	Cox-LaCoss	41-52	22,824	T4	-23
7/24				OPEN DATE			T4	-23
7/25	SD	H-N	3-2	Forsch-Whitson	42-52	29,518	T4	-22 1/2
7/26	SD	H-D	4-2	MATHEWS-Hoyt	43-52	30,086	T4	-21
7/27	SD	H-D	3-2	Tudor-McCullers	44-52	35,323	4	-21
7/28	PHI	R-N	3-1	COX-RUFFIN	45-52	21,553	4	-21
7/29	PHI	R-N	7-12	Hume-Conroy	45-53	21,970	4	-21 1/2
7/30	PHI	R-N	6-3	Forsch-Hudson	46-53	24,324	4	-20 1/2
7/31				OPEN DATE			4	-20 1/2
				JULY TOTAL	14-12			
8/1	PIT	R-N	0-4	RHODEN-Mathews	46-54	9,794	4	-21 1/2
8/2	PIT	R-N	7-3	Tudor-McWilliams	47-54	14,233	4	-21 1/2
8/3	PIT	R-D	0-3	REUSCHEL-Cox	47-55	14,849	4	-22 1/2
8/4	PHI	H-N	3-2	Worrell-Schatzeder	48-55	27,059	4	-21 1/2
8/5	PHI	H-N	7-4	Forsch-Maddux	49-55	24,870	4	-20 1/2
8/6	PHI	H-N	2-1	Mathews-CARMAN	50-55	32,714	4	-20 1/2
8/7	PHI	H-D	6-5	Tudor-K. Gross	51-55	23,171	4	-21
8/8	PIT	H-N	3-1	Cox-Reuschel	52-55	36,244	T3	-20
8/9	PIT	H-N	5-8	Walk-Burris	52-56	40,723	4	-21
8/10	PIT	H-D	5-4	Forsch-Bielecki	53-56	32,286	T3	-21
8/11	MTL	R-N	5-4	Mathews-Youmans	54-56	14,540	3	-21
8/12	MTL	R-N	3-10	SEBRA-Tudor	54-57	20,158	T3	-21

1986 DAY-BY-DAY WITH THE CARDINALS (Continued)

Date	Team	Home-Road Day-Night	Score	Winner-Loser	Won-Lost	Attendance	Standings	Games Behind or Ahead
8/13	MTL	R-N	6-2	COX-B. Smith	55-57	23,373	T3	-20
8/14	NY	R-N	3-4	McDowell-Worrell	55-58		4	-21
		DH	5-1	Horton-Anderson	56-58	48,949	4	-20
8/15	NY	R-N	4-2 (10)	Perry-Orosco	57-58	46,780	T3	-19
8/16	NY	R-D	3-1 (11)	Mathews-McDowell	58-58	44,873	3	-18
8/17	NY	R-D	2-1	Tudor-Aguilera	59-58		3	-17
		DH	2-9	Niemann-Cox	59-59	44,843	T3	-18
8/18				OPEN DATE			T3	-18 1/2
8/19	CIN	R-N	1-6	BROWNING-Conroy	59-60	18,713	4	-19 1/2
8/20	CIN	R-N	1-3	Gullickson-Forsch	59-61	18,026	4	-20 1/2
8/21	CIN	R-N	4-9	Welsh-Mathews	59-62	18,242	4	-21
8/22	HOU	H-N	6-5	Tudor-Ryan	60-62	33,918	4	-20 1/2
8/23	HOU	H-N	7-1	COX-Scott	61-62	40,944	T3	-21
8/24	HOU	H-D	1-5	Deshaies-Conroy	61-63	33,687	4	-21
8/25	ATL	H-N	2-4	Palmer-Forsch	61-64	21,808	4	-22
8/26	ATL	H-N	7-1	Mathews-Acker	62-64	19,300	4	-22
8/27	ATL	H-N	2-1	Worrell-MAHLER	63-64	23,887	3	-22
8/28				OPEN DATE			3	-22
8/29	CIN	H-N	0-2	GULLICKSON-COX	63-65	24,262	T3	-23
8/30	CIN	H-N	5-2	Conroy-Welsh	64-65	34,664	3	-23
8/31	CIN	H-D	9-3	FORSCH-Browning	65-65	40,315	3	-22
AUGUST TOTAL					19-12			
9/1	ATL	R-N	5-2	Soff-Acker	66-65	4,572	3	-22
9/2	ATL	R-N	2-4	Mahler-Tudor	66-66	2,719	3	-22
9/3	ATL	R-N	5-3	Cox-Z. Smith	67-66	4,127	3	-22
9/4				OPEN DATE			3	-22
9/5	HOU	R-N	8-5	Soff-Lopez	68-66	23,547	3	-21 1/2
9/6	HOU	R-N	6-7	Kerfeld-Worrell	68-67	21,802	3	-22 1/2
9/7	HOU	R-D	3-6	Calhoun-Mathews	68-68	20,773	3	-24
9/8	PIT	R-N	2-3	Patterson-Cox	68-69	4,990	T3	-24
9/9	PIT	R-N	3-1	Horton-Reuschel	69-69	4,291	T3	-23
9/10	PIT	R-N	4-3	Soff-Jones	70-69	7,479	3	-23
9/11				OPEN DATE			3	-23
9/12	MTL	H-N	3-4 (11)	McGaffigan-Boever	70-70	26,381	T3	-23
9/13	MTL	H-N	1-5	Martinez-Mathews	70-71	34,988	4	-23
9/14	MTL	H-D	10-2	COX-Sebra	71-71	28,569	T3	-22
9/15	NY	H-N	1-0 (13)	Worrell-McDowell	72-71	29,566	3	-21
9/16	NY	H-N	2-4	Aguilera-Conroy	72-72	30,935	T3	-22
9/17	PHI	R-N	8-5	Forsch-Rufin	73-72	15,737	3	-22
9/18	PHI	R-N	3-4	M. Maddux-Mathews	73-73	12,847	3	-23
9/19	MTL	R-N	2-3 (11)	McClure-Perry	73-74	7,261	4	-23
9/20	MTL	R-N	3-1	HORTON-Valdez	74-74	7,289	3	-23
9/21	MTL	R-D	7-2	Conroy-Tibbs	75-74	10,686	3	-22
9/22	NY	R-N	2-5	GOODEN-Forsch	75-75	25,714	3	-23
9/23	NY	R-D	1-9	Ojeda-Mathews	75-76	11,203	4	-24
9/24	PHI	H-N	7-1	COX-K. Gross	76-76	21,272	3	-23
9/25	PHI	H-N	5-4	Soff-Schatzeder	77-76	15,595	3	-23
9/26	CHI	H-N	1-4	Sutcliffe-Conroy	77-77	23,364	3	-24
9/27	CHI	H-D	3-5 (11)	Lynch-Soff	77-78	31,968	3	-25
9/28	CHI	H-D	4-1	Mathews-Trout	78-78	28,829	3	-25
9/29				OPEN DATE			3	-25
9/30	PIT	H-N	5-3	COX-RHODEN	79-78	12,338	3	-24
SEPTEMBER TOTAL					14-13			
10/1	PIT	H-N	3-4	McWilliams-Soff	79-79	16,039	3	-25
10/2	PIT	H-N	1-5	Kipper-Conroy	79-80	20,643	3	-26
10/3				RAINED OUT			3	-26
10/4	CHI	R-D	7-8	Lynch-Forsch	79-81	20,021	3	-27 1/2
10/5	CHI	R-D	1-8	Hoffman-Cox	79-82	20,016	3	-28 1/2
OCTOBER TOTAL					0-4			

NOTE: Complete game for pitcher is shown in SOLID CAPS.
Numbers in parenthesis designate extra innings.

CARDINAL WON-LOST BREAKDOWN — 1986

	HOME		ROAD		TOTALS	
	W	L	W	L	W	L
Shutouts	1	3	3	10	4	13
Extra Innings	4	9	7	4	11	13
One-Run Decisions	20	17	8	15	28	32
Vs. Lefthanders	13	14	13	16	26	30
Vs. Righthanders	29	25	24	27	53	52
Grass Fields	0	0	15	26	15	26
Artificial Fields	42	39	22	17	64	56
Day Games	12	12	14	18	26	30
Night Games	30	27	23	25	53	52

	HOME		ROAD		TOTALS	
	W	L	W	L	W	L
In April	4	5	4	5	8	10
May	7	10	2	7	9	17
June	5	9	10	5	15	14
July	8	4	6	8	14	12
August	12	4	7	8	19	12
September	6	5	8	8	14	13
October	0	2	0	2	0	4
TOTALS	42	39	37	43	79	82

DOUBLEHEADERS: Won - 0, Lost - 0, Split - 3

	ST. LOUIS	OPPONENTS
Double Plays	178	120
Triple Plays	0	0
Left on Base	1129	1051
Grand Slam HR	1	2
Home Runs — Home	27	63
Home Runs — Road	31	72

OPPONENTS VS CARDINALS — 1986

TEAM	AVG. (Min. 20 AB)	HR	RBI
ATL	.375 Sample (12-32)	4 Horner	11 Horner
CHI	.300 Dayett (6-20), Mumphrey (6-20)	3 Dayett	12 Sandberg
CIN	.342 Oester (13-38)	3 Bell & Davis	7 Esasky & Davis
HOU	.435 Walling (10-23)	2 Bass & Davis	6 Bass, Cruz, Davis
LA	.400 Sax (20-50)	2 Marshall & Stubbs	8 Cabell
MTL	.354 Galarraga (17-48)	3 Dawson	8 Dawson, Raines, Wallach
NY	.459 Backman (17-37)	3 Knight, Mitchell, Strawberry	9 Knight
PHI	.370 Reynolds (10-27)	3 Samuel, Wilson	16 Samuel
PIT	.355 Diaz (11-31)	2 5 Players	7 Bonds, Morrison, Ray
SD	.419 Gwynn (18-43)	2 Garvey, Gwynn, McReynolds	8 Gwynn
SF	.360 Youngblood (9-25)	2 Kutcher	7 Youngblood

THE BEST

Backman (NY)	.459 (17-37)
Walling (HOU)	.435 (10-23)
Gwynn (SD)	.419 (18-43)
Sax (LA)	.400 (20-50)
Royster (SD)	.393 (11-28)
Cruz (HOU)	.378 (14-37)
Sample (ATL)	.375 (12-32)
Reynolds (PHI)	.370 (10-27)
Cabell (LA)	.361 (13-36)
Youngblood (SF)	.360 (9-25)
Diaz (PIT)	.355 (11-31)
Galarraga (MTL)	.354 (17-48)
Redus (PHI)	.351 (13-37)
Griffey (ATL)	.350 (7-20)
Oester (CIN)	.342 (13-38)

THE WORST

Templeton (SD)	.095 (4-42)
Reynolds (PIT)	.097 (3-31)
Brenly	.100 (3-30)
Martinez (SD)	.125 (3-24)
Trevino (LA)	.130 (3-23)
Krenchicki (MTL)	.136 (3-22)
Dykstra (NY)	.140 (6-43)
Brown (PIT)	.143 (3-21)
Russell (PHI)	.143 (4-28)
Johnson (NY)	.150 (3-20)
Khalifa (PIT)	.150 (3-20)
Belliard (PIT)	.167 (4-24)
Landreaux (LA)	.172 (5-29)
Law (MTL)	.172 (5-29)
Almon (PIT)	.174 (4-23)

1986 CARDINALS' PLAYER TRANSACTIONS

- 2/22 Cardinals' open spring training camp with 36 roster players (16 pitchers, 6 catchers, 7 infielders, 7 outfielders) and 4 non-roster invitees (2 pitchers, 1 infielder, 1 outfielder).
- 2/27 Catcher Randy Hunt sold to Montreal.
- 3/20 Non-roster infielder Victor Rodriguez returned to Louisville.
- 3/24 Pitchers Rich Buonanony, Greg Dunn and Mike Shade, catcher Tom Pagnozzi and infielder Jim Lindeman optioned to Louisville. Non-roster pitcher Greg Bargar returned to Louisville.
- 3/31 Outfielders Curt Ford and John Morris optioned to Louisville. Non-roster pitcher Greg Mathews returned to Louisville. Pitcher Mark Ross outrighted to Tucson (Houston organization). Catcher Tom Nieto traded to Montreal for infielder Fred Manrique, who was assigned to Louisville.
- 4/1 Pitcher Tim Conroy placed on 21-day disabled list, effective March 24. Waivers for the purpose of unconditional release asked on catcher/outfielder Brian Harper.
- 4/2 Non-roster outfielder Jerry White added to the Cardinals' active list with the purchase of his contract from Louisville.
- 4/4 Pitcher Danny Cox placed on the 15-day disabled list, retroactive to March 30.
- 4/17 Reinstate pitcher Tim Conroy from disabled list; optioned pitcher Joe Boever to Louisville.
- 4/24 Reinstate pitcher Danny Cox from disabled list; option pitcher Kurt Kepshire to Louisville.
- 4/27 Purchase pitcher Greg Bargar from Louisville; disabled pitcher Jeff Lahti retroactive to April 24.
- 5/8 Option pitcher Pat Perry to Louisville.
- 5/9 Purchase pitcher Ray Burris from Louisville.
- 5/26 Recall pitcher Pat Perry from Louisville; pitcher Tim Conroy placed on disabled list.
- 5/30 Purchase pitcher Greg Mathews from Louisville; pitcher Rick Horton placed on disabled list retroactive to May 25.
- 6/12 Recall outfielder Curt Ford from Louisville; give unconditional release to outfielder Jerry White.
- 6/23 Reinstate pitcher Rick Horton from disabled list; option pitcher Greg Bargar to Louisville.
- 6/25 Purchase contract of catcher/first baseman Alan Knicely from Louisville; placed first baseman Jack Clark on disabled list.
- 7/8 Reinstate pitcher Tim Conroy from disabled list; outright pitcher Rick Ownbey to Louisville.
- 7/13 Place pitcher Ken Dayley on disabled list.
- 7/17 Purchase contract of pitcher Ray Soff from Louisville.
- 8/4 Recall outfielder John Morris from Louisville; place outfielder Willie McGee on disabled list retroactive to August 3.
- 8/9 Trade catcher Mike Heath to Detroit Tigers in exchange for pitcher Ken Hill (assigned to Arkansas AA) and a player to be named later.
- 8/10 Purchase contract of catcher Steve Lake from Louisville.
- 8/27 Reinstate outfielder Willie McGee from disabled list; give unconditional release to pitcher Ray Burris.
- 9/2 Recall pitchers Greg Bargar and Joe Boever and infielder Jim Lindeman from Louisville. Purchase contract of infielder Fred Manrique from Louisville. First baseman Mike Laga assigned to St. Louis from Detroit to complete deal of August 9.
- 9/16 Purchase contract of Bill Earley from Louisville; place pitcher John Tudor on disabled list.
- 10/8 Reinstate pitchers Ken Dayley, Jeff Lahti, John Tudor, and first baseman Jack Clark from disabled list.
- 10/10 Outright pitcher Joe Boever to Louisville.
- 10/13 Outright pitcher Bill Earley to Louisville.
- 10/17 Purchase contracts of outfielder Dennis Carter and first baseman Mike Fitzgerald from Springfield.
- 10/31 Purchase contracts of pitcher Scott Arnold and outfielder John Murphy from Arkansas. Bob Forsch granted free-agency.
- 11/5 Unconditional release to first baseman Alan Knicely.
- 11/11 Clint Hurdle granted free-agency.
- 12/19 Bob Forsch agrees to arbitrate 1987 salary. Greg Dunn is outrighted to Louisville.
- 12/20 Ken Dayley is not offered a contract for 1987 season and becomes a free-agent.
- 12/22 Trade infielder Fred Manrique to Chicago White Sox in exchange for pitcher Bill Dawley.

CARDINALS' MOST RECENT TRADE WITH EACH MAJOR LEAGUE TEAM

NATIONAL LEAGUE EAST

CHICAGO CUBS:

December 9, 1980 — Acquired right-handed pitcher Bruce Sutter from Cubs for outfielder/first baseman Leon Durham, third baseman Ken Reitz and a player to be named; Cubs acquired infielder Ty Waller to complete deal, December 22.

MONTREAL EXPOS:

March 31, 1986 — Acquired infielder Fred Manrique from Expos for catcher Tom Nieto.

NEW YORK METS:

April 2, 1985 — Acquired shortstop Jose Oquendo from Mets for shortstop Argenis Salazar and left-handed pitcher John Young.

PHILADELPHIA PHILLIES:

April 6, 1985 — Acquired right-handed pitcher Bill Campbell and infielder Ivan DeJesus from Phillies for left-handed pitcher Dave Rucker.

PITTSBURGH PIRATES:

December 12, 1984 — Acquired left-handed pitcher John Tudor and outfielder Brian Harper from Pirates for outfielder George Hendrick and minor league catcher Steve Barnard.

NATIONAL LEAGUE WEST

ATLANTA BRAVES:

June 15, 1984 — Acquired left-handed pitcher Ken Dayley and first baseman Mike Jorgensen from Braves for third baseman Ken Oberkfell.

CINCINNATI REDS:

August 28, 1985 — Acquired outfielder/first baseman Cesar Cedeno from Reds for minor league outfielder Mark Jackson.

HOUSTON ASTROS:

December 9, 1985 — Acquired right-handed pitcher Mark Ross from Astros for a player to be named later.

LOS ANGELES DODGERS:

June 15, 1976 — Acquired catcher/outfielder Joe Ferguson and minor league outfielder Bobby Detherage and infielder Freddie Tisdale from Dodgers for outfielder Reggie Smith.

SAN DIEGO PADRES:

February 19, 1982 — Acquired left-handed pitcher Al Olmsted from Padres for right-handed pitcher Luis DeLeon.

SAN FRANCISCO GIANTS:

February 1, 1985 — Acquired outfielder Jack Clark from Giants for left-handed pitcher Dave LaPoint, infielder Jose Gonzalez and first basemen/outfielders David Green and Gary Rajsich.

AMERICAN LEAGUE

BALTIMORE ORIOLES:

March 25, 1985 — Acquired outfielder Tito Landrum from Orioles for right-handed pitcher Jose Brito and cash considerations.

BOSTON RED SOX:

April 4, 1975 — Purchased shortstop Mario Guerrero from Red Sox. Assigned right-handed pitcher Jim Willoughby to Red Sox on July 4, 1975 to complete deal.

CALIFORNIA ANGELS:

September 3, 1976 — Acquired infielder Ron Farkas from Angels for outfielder Mike Easler.

CHICAGO WHITE SOX:

December 22, 1986 — Acquired right-handed pitcher Bill Dawley for infielder Fred Manrique.

CLEVELAND INDIANS:

November 20, 1981 — Acquired outfielder Lonnie Smith from Indians for right-handed pitchers Silvio Martinez and Lary Sorensen.

CARDINALS' MOST RECENT TRADE WITH EACH MAJOR LEAGUE TEAM (Continued)

DETROIT TIGERS:

August 9, 1986 — Traded catcher Mike Heath to Tigers for pitcher Ken Hill (assigned to Arkansas AA) and a player to be named. First baseman Mike Laga was assigned to Cardinals on September 2 to complete the deal.

KANSAS CITY ROYALS:

May 17, 1985 — Acquired outfielder John Morris (assigned to Louisville AAA) from Royals for outfielder Lonnie Smith.

MILWAUKEE BREWERS:

October 2, 1984 — Acquired shortstop Ron Koenigsfeld and right-handed pitchers Jim Koontz and Rich Buonantony from Brewers for outfielders Paul Householder and Jim Adduci.

MINNESOTA TWINS:

August 19, 1984 — Traded shortstop Chris Speier to Twins for player to be named and cash. Right-handed pitcher Jay Pettibone was assigned to Cardinals on October 2 to complete the deal.

NEW YORK YANKEES:

July 17, 1985 — Traded right-handed pitcher Neil Allen to Yankees for a player to be named later.

OAKLAND ATHLETICS:

December 10, 1985 — Acquired catcher Mike Heath and left-handed pitcher Tim Conroy from A's for right-handed pitcher Joaquin Andujar.

SEATTLE MARINERS:

June 26, 1978 — Acquired outfielder Jose Baez from Mariners for a player to be named. Mariners purchased outfielder Mike Potter to complete deal on October 27, 1978.

TEXAS RANGERS:

October 22, 1976 — Acquired right-handed pitcher Johnny Sutton from Rangers for left-handed pitcher Mike Wallace.

TORONTO BLUE JAYS:

December 6, 1977 — Acquired right-handed pitcher Pete Vuckovich and a player to be named from Blue Jays for left-handed pitcher Tom Underwood and right-handed pitcher Victor Cruz. Outfielder John Scott was assigned to Cardinals on December 16, 1977 completing trade.

HOW THEY BECAME CARDINALS

TRADES (15 players):

Bargar (1986), Booker (1983), Buonantony (1984), Clark (1985), Conroy (1985), Dawley (1986), Dayley (1984), Laga (1986), Lahti (1982), Lawless (1985), McGee (1981), Morris (1985), Oquendo (1985), Smith (1982), Tudor (1984).

DEVELOPED IN CARDINAL ORGANIZATION (18 players):

Arnold (1984), Carter (1984), Coleman (1982), Cox (1981), Fassero (1984), Fitzgerald (1984), Ford (1981), Forsch (1968), Herr (1974), Horton (1980), Landrum (1972), Lindeman (1983), Mathews (1984), Murphy (1984), Pagnozzi (1983), Pendleton (1982), Van Slyke (1979), Worrell (1982).

SIGNED AS FREE-AGENT (5 players):

Lake (1986), LaPoint (1987), LaValliere (1985), Perry (1983), Soff (1985).

REFERENCE DATA

WHERE THEY FINISHED — 1900-1986

Year	Position	Won	Lost	Pct.	Attendance	Manager
1900	5†	65	75	.464		Oliver Tebeau & Louis Heilbroner
1901	4	76	64	.543	379,988	Patsy Donovan
1902	6	56	78	.418	226,417	Patsy Donovan
1903	8	43	94	.314	263,538	Patsy Donovan
1904	5	75	79	.487	386,750	Charles "Kid" Nichols
1905	6	58	96	.377	292,800	Nichols, Jimmy Burke, Matthew Robison
1906	7	52	98	.347	283,770	John J. McCloskey
1907	8	52	101	.340	185,377	John J. McCloskey
1908	8	49	105	.318	205,129	John J. McCloskey
1909	7	54	98	.355	299,982	Roger Bresnahan
1910	7	63	90	.412	363,624	Roger Bresnahan
1911	5	75	74	.503	447,768	Roger Bresnahan
1912	6	63	90	.412	241,759	Roger Bresnahan
1913	8	51	99	.340	203,531	Miller Huggins
1914	3	81	72	.529	346,025	Miller Huggins
1915	6	72	81	.471	252,657	Miller Huggins
1916	7†	60	93	.392	224,308	Miller Huggins
1917	3	82	70	.539	301,948	Miller Huggins
1918	8	51	78	.395	110,596	Jack Hendricks
1919	7	54	83	.394	173,604	Branch Rickey
1920	5	75	79	.487	325,845	Branch Rickey
1921	3	87	66	.569	384,790	Branch Rickey
1922	3†	85	69	.552	536,343	Branch Rickey
1923	5	79	74	.516	338,548	Branch Rickey
1924	6	65	89	.422	272,884	Branch Rickey
1925	4	77	76	.503	405,297	Rickey & Rogers Hornsby
1926	1*	89	65	.578	681,575	Rogers Hornsby
1927	2	92	61	.601	763,615	Bob O'Farrell
1928	1	95	59	.617	778,147	Bill McKechnie
1929	4	78	74	.513	410,921	McKechnie & Billy Southworth
1930	1	92	62	.597	519,647	Gabby Street
1931	1*	101	53	.656	623,960	Gabby Street
1932	6†	72	82	.468	290,370	Gabby Street
1933	5	82	71	.536	268,404	Street & Frank Frisch
1934	1*	95	58	.621	334,863	Frank Frisch
1935	2	96	58	.623	517,805	Frank Frisch
1936	2†	87	67	.565	457,925	Frank Frisch
1937	4	81	73	.526	443,039	Frank Frisch
1938	6	71	80	.470	295,229	Frisch & Mike Gonzales
1939	2	92	61	.601	410,778	Ray Blades
1940	3	84	69	.549	331,899	Blades, Gonzales & Billy Southworth
1941	2	97	56	.634	642,496	Billy Southworth
1942	1*	106	48	.688	571,626	Billy Southworth
1943	1	105	49	.682	535,014	Billy Southworth
1944	1*	105	49	.682	486,751	Billy Southworth
1945	2	95	59	.617	594,180	Billy Southworth
1946	1*	98	58	.628	1,062,553	Eddie Dyer
1947	2	89	65	.578	1,248,013	Eddie Dyer
1948	2	85	69	.552	1,111,454	Eddie Dyer
1949	2	96	58	.623	1,430,676	Eddie Dyer
1950	5	78	75	.519	1,093,199	Eddie Dyer
1951	3	81	73	.526	1,013,429	Marty Marion
1952	3	88	66	.571	913,113	Eddie Stanky
1953	3†	83	71	.539	880,242	Eddie Stanky
1954	6	72	82	.468	1,039,698	Eddie Stanky
1955	7	68	86	.442	849,130	Stanky & Harry Walker
1956	4	76	78	.494	1,029,773	Fred Hutchinson
1957	2	87	67	.565	1,183,575	Fred Hutchinson
1958	5†	72	82	.468	1,063,730	Hutchinson & Stan Hack
1959	7	71	83	.461	929,953	Solly Hemus
1960	3	86	68	.558	1,096,632	Solly Hemus
1961	5	80	74	.519	855,305	Hemus & Johnny Keane

WHERE THEY FINISHED — 1900-1986 (Continued)

Year	Position	Won	Lost	Pct.	Attendance	Manager
1962	6	84	78	.519	953,895	Johnny Keane
1963	2	93	69	.574	1,170,546	Johnny Keane
1964	1*	93	69	.574	1,143,294	Johnny Keane
1965	7	80	81	.497	1,241,195	Albert Schoendienst
1966	6	83	79	.512	1,712,980	Albert Schoendienst
1967	1*	101	60	.627	2,090,145	Albert Schoendienst
1968	1	97	65	.598	2,011,177	Albert Schoendienst
1969	4+	87	75	.537	1,682,583	Albert Schoendienst
1970	4	76	86	.469	1,628,729	Albert Schoendienst
1971	2	90	72	.556	1,604,671	Albert Schoendienst
1972	4	75	81	.481	1,196,894	Albert Schoendienst
1973	2	81	81	.500	1,574,012	Albert Schoendienst
1974	2	86	75	.535	1,838,413	Albert Schoendienst
1975	3†	82	80	.506	1,695,394	Albert Schoendienst
1976	5	72	90	.445	1,207,036	Albert Schoendienst
1977	3	83	79	.512	1,659,287	Vernon Rapp
1978	5	69	93	.426	1,278,175	Rapp, Jack Krol Ken Boyer
1979	3	86	76	.531	1,627,256	Ken Boyer
1980	4	74	88	.457	1,385,147	Boyer, Jack Krol, Whitey Herzog, Albert Schoendienst
1981‡	1	59	43	.578	1,010,247	Whitey Herzog
1982	1*	92	70	.568	2,111,906	Whitey Herzog
1983	4	79	83	.488	2,317,914	Whitey Herzog
1984	3	84	78	.519	2,037,448	Whitey Herzog
1985	1	101	61	.623	2,637,563	Whitey Herzog
1986	3	79	82	.491	2,471,817	Whitey Herzog
		6,911	6,474	.516	75,499,721	

† — Tied for Position

* — World Champions

+ — Start of Divisional Play

‡ — Split season due to players' strike. Cardinals finished second in each half, but had best over-all record in Eastern Division.

World Championship — 1926, 1931, 1934, 1942, 1944, 1946, 1964, 1967, 1982.

Finished first 14 times, second 14 times, third 13 times, fourth 10 times, fifth 11 times, sixth 10 times, seventh 8 times, eighth 5 times.

CARDINALS' OPENING DAY RECORD

The Cardinals have won 37, lost 47 and tied two on opening day or nights since 1900.

OPENING DAY — 1986

Following was the Cardinals' opening day lineup and 24-man roster on April 8, 1986:

Vince Coleman, LF; Willie McGee, CF; Tom Herr, 2B; Jack Clark, 1B; Andy Van Slyke, RF; Terry Pendleton, 3B; Mike Heath, C; Ozzie Smith, SS and John Tudor, P.

PITCHERS (10): Joe Boever, Ken Dayley, Bob Forsch, Rick Horton, Kurt Kepshire, Jeff Lahti, Rick Ownbey, Pat Perry, John Tudor and Todd Worrell.

CATCHERS (3): Mike Heath, Clint Hurdle and Mike LaValliere.

INFIELDERS (6): Jack Clark, Tom Herr, Tom Lawless, Jose Oquendo, Terry Pendleton and Ozzie Smith.

OUTFIELDERS (5): Vince Coleman, Tito Landrum, Willie McGee, Andy Van Slyke and Jerry White.

THE CARDINALS' WORLD SERIES STORY YEAR-BY-YEAR

- 1926** The Cardinals defeated the Yankees, four games to three, to win their first world championship. Grover Cleveland Alexander, obtained by the Red Birds in a midseason trade with the Chicago Cubs, won the second and sixth games, then came on to save the seventh.
- 1928** Babe Ruth and Lou Gehrig paced the Yankees to a four-game sweep of the Cardinals. Ruth hit .625 for the Series and had three home runs in one game, and Gehrig had a .545 batting average. Four of Gehrig's six hits were home runs, and he had nine runs-batted-in.
- 1930** Connie Mack's Philadelphia Athletics defeated the Cardinals, four games to two, as the Red Birds hit only .200 and the Athletics .197. Cardinal victories were scored by Bill Hallahan, 5-0, in the third game, and Jesse Haines, 3-1, in the fourth.
- 1931** The Cardinals got revenge on the Athletics, defeating Philadelphia, four games to three. Pepper Martin, the Wild Horse of the Osage, paced the Red Birds, stealing five bases, collecting 12 hits and hitting .500. Bill Hallahan and Burleigh Grimes each pitched two victories for the Cardinals.
- 1934** The "Gas-House Gang" won the National League pennant on the final day of the season, then defeated Detroit in the Series, four games to three. Dizzy and Paul Dean, who combined to win 49 games during the regular season, each won two games over the Tigers. The final game of the Series, won by the Cardinals, 11-0, was marked by Commissioner K.M. Landis order to eject Joe (Ducky) Medwick from the game. Medwick had collided with Tiger third baseman Marvin Owen in the sixth inning, and his actions so infuriated the Detroit fans that they bombarded Ducky with fruit, vegetables and debris when he went to his position in left field in the seventh inning. Landis removed Medwick to halt the disturbance.
- 1942** The Cardinals lost the first game of the Series to the Yankees, then roared back to win four straight. Rookie pitcher Johnny Beazley won two games; lefthander Ernie White shut out the Yankees in the third game, and third baseman Whitey Kurowski hit a decisive triple in the second game, then clinched the finale with a two-run home run in the ninth inning.
- 1943** The Yankees evened their World Series record against the Cardinals at 2-2 as they defeated the Red Birds, four games to one. The key play of the Series occurred in the third game. With the Cardinals holding a 2-1 lead in the eighth inning, Johnny Lindell crashed into Whitey Kurowski at third on a sacrifice bunt and jarred the baseball loose from Kurowski's hand. Billy Johnson then tripled to drive in three runs, the Yankees went on to score five times in the inning and Manager Joe McCarthy's powerhouse coasted to victory. The New York Yankees also won the next two games to take the championship.
- 1944** In this only all-St. Louis World Series, pitching dominated and the Cardinals defeated the Browns, four games to two. The pitchers struck out a record total of 92 batters, 49 of them by Cardinal moundsmen and 43 by the Browns' hurlers. Emil Verban topped Cardinal hitters with a .412 average.
- 1946** Harry (The Cat) Brecheen won three games and the Cardinals topped the Boston Red Sox, four games to three. With the scored tied 3-3 in the last half of the eighth inning of the seventh game. Enos Slaughter singled, then scored all the way from first on Harry Walker's hit to left center, a sprint that surprised relay man Johnny Pesky of the Red Sox and allowed Slaughter to score the winning run.
- 1964** A team victory for the Cardinals, who defeated the Yankees, four games to three. Bob Gibson won two games; Ken Boyer hit a grand-slam home run to win the fourth game; Tim McCarver, who topped Cardinal hitters in the Series with a .478 average smashed a 10th inning home run to win the fifth game, and Ron Taylor and Roger Craig contributed valuable relief help.
- 1967** Bob Gibson pitched three complete-game victories and Lou Brock put on one of the finest offensive displays in World Series history as the Cardinals defeated the Boston Red Sox, four games to three. Gibson limited the Red Sox to only 14 hits in the three games, and Brock topped all Series hitters with a .414 batting average. Lou also set a Series record by stealing seven bases, and Roger Maris hit .385 and drove in seven runs, a Cardinal Series record.
- 1968** The Cardinals had a three-game-to-one lead, but the Detroit Tigers stormed back to win the last three contests and claim their first world championship in 23 years. Left-hander Mickey Lolich, a motorcycle enthusiast who played in the shadow of 31-game winner Denny McLain all year, was superb for the Tigers as he won three games, including the 4-1 finale. Bob Gibson won two games for the Red Birds, and set records by striking out 17 batters in the first game and a total of 35 for the Series, breaking the mark of 31 he set against the Yankees in 1964.
- 1982** The Cardinals came back from a 3-2 deficit in games to defeat the Milwaukee Brewers and bring the World Series Championship Trophy back to St. Louis for the first time in

THE CARDINALS' WORLD SERIES STORY YEAR-BY-YEAR (Continued)

15 years. Joaquin Andujar nailed down two victories and posted a 1.35 ERA while Bruce Sutter was credited with one win and two saves. John Stuper became only the 14th rookie to start two World Series games, winning the crucial sixth game for the Redbirds in a rain delayed contest that took five hours to complete. Dane Iorg batted .529 and tied a series record for most hits by a designated hitter. Rookie Willie McGee turned heads by hitting two home runs and making two spectacular catches in one game. Darrell Porter was named MVP on the strength of his timely hitting and solid defense.

- 1985** The Cardinals won the National League Championship series after losing the first two games to the Los Angeles Dodgers, then taking four straight games (the final one climaxed by a 3-run, 9th inning homer by Jack Clark). In the World Series, they won the first two games on the road at Kansas City, then lost four of the next five games when their hitting deserted them. The pitching of John Tudor and Todd Worrell took the first game, and Terry Pendleton's ninth inning double with the bases loaded gave them a 4-2 victory the next day. Kansas City won its first game, 6-1, behind Brett Saberhagen, then lost Game No. 4 to Tudor, 3-0. Danny Jackson stopped the Redbirds, 6-1. Key game was No. 6, when the Cardinals carried a 1-0 lead into the ninth inning. The first Kansas City man up in the ninth reached first on a bad call by an umpire, and the Royals then went on to score twice to win, 2-1. Game No. 7 was no contest—it went to the Royals, 11-0.

CARDINALS IN THE WORLD SERIES

Year	Opponent	Winner	Games
1926	New York	St. Louis	4-3
1928	New York	New York	4-0
1930	Philadelphia	Philadelphia	4-2
1931	Philadelphia	St. Louis	4-3
1934	Detroit	St. Louis	4-3
1942	New York	St. Louis	4-1
1943	New York	New York	4-1
1944	St. Louis Browns	Cardinals	4-2
1946	Boston	St. Louis	4-3
1964	New York	St. Louis	4-3
1967	Boston	St. Louis	4-3
1968	Detroit	Detroit	4-3
1982	Milwaukee	St. Louis	4-3
1985	Kansas City	Kansas City	4-3

OTHER CARDINAL HISTORICAL HIGHLIGHTS

- 1876** St. Louis became a charter member of the National League, then withdrew after the 1877 season.
- 1892** St. Louis back in the N.L. The team was called the Browns, later became the Perfectos.
- 1899** The ballclub changed the team nickname from Perfectos to Cardinals.
- 1920** Team moved from Robison Field to Sportsman's Park.
- 1922** Rogers Hornsby won the triple crown with 42 home runs, 152 RBI's and a .401 batting average.
- 1924** Hornsby won the National League batting title with a .424 average, highest mark in the circuit since 1900.
- 1925** Hornsby again won the triple crown with 39 home runs, 143 RBI's and a .403 average.
- 1937** Joe (Ducky) Medwick won the triple crown with 31 home runs, 154 RBI's and a .374 batting average.
- 1940** First night game in St. Louis for Browns and then Cardinals. Johnny Mize set a St. Louis home run record of 43.
- 1946** Home paid attendance topped one million for the first time.
- 1948** Stan Musial won his third National League Most Valuable Player award and led the league in virtually every batting department — average (.376); runs (135); hits (230); total bases (429); doubles (46); triples (18); runs-batted-in (131); and slugging percentage (.702).
- 1950** Cardinals played the first night opener in St. Louis.

OTHER CARDINAL HISTORICAL HIGHLIGHTS (Continued)

- 1953** Anheuser-Busch, Inc., bought the Cardinals, then renovated Sportsman's Park and renamed it Busch Stadium.
- 1954** Musial hit five home runs in a doubleheader against the Giants at Busch Stadium on May 2.
- 1957** Musial established a National League endurance record when he extended his streak of consecutive games played to 895 before an injury forced him to the bench. The mishap occurred at Philadelphia on August 22 when he tore a muscle and chipped a bone in his shoulder blade as he swung and missed a high, outside pitch. He won the batting title with a .351 average.
- 1958** Musial, pinch-hitting in the sixth inning, collected a double against the Cubs at Wrigley Field in Chicago on May 13, and that dramatic blow was the 3,000th hit of his career.
- 1962** Musial, nearing his 42nd birthday, made a solid bid for his eighth batting title as he hit .330, but Tommy Davis of the Los Angeles Dodgers won the crown with a .346 mark.
- 1963** Musial, who won seven National League batting titles in his 22-year career with the Cardinals and had a lifetime average of .331, announced his retirement. His famous No. 6 became the first Cardinal number to be retired.
- 1966** The Cardinals closed old Busch Stadium on May 8 with a 10-5 loss to the San Francisco Giants. On May 12, they opened the new Busch Memorial Stadium in downtown St. Louis by defeating the Atlanta Braves, 4-3, in 12 innings. The winning run scored when Lou Brock singled with the bases loaded, driving in Curt Flood. The winning pitcher was Don Dennis, the loser Phil Niekro. Mike Shannon got the first Cardinal hit, a first inning single and Atlanta's Felipe Alou hit two home runs. Cardinals hosted this year's All-Star game at the new park.
- 1967** Home paid attendance went over the two million mark for the first time.
- 1968** Bob Gibson had a 22-9 record, hurled 13 shutouts, had a 15-game winning streak and allowed only 38 earned runs in 304 innings for an ERA of 1.12, a major league record for a pitcher who worked more than 300 innings. He set a World Series strikeout record with 17 in the first game against Detroit. His remarkable season earned him the National League's Cy Young Award and he was also named MVP.
- 1969** On September 15, Steve Carlton struck out 19 New York Mets in a nine inning game to set a major league record. He lost the game, 4-3, as Ron Swoboda hit a pair of two-run homers. He struck out at least one man in every inning and fanned the side in four different innings. His record was tied in 1970 by New York's Tom Seaver. The surface at Busch Stadium is changed from grass to artificial turf.
- 1970** Gibson had a 23-7 record and received his second National League Cy Young Award.
- 1971** Torre wins batting title with .363 average and is named MVP. Gibson pitches his first no-hitter, beating the Pirates, 11-0, on August 14. Schoendienst establishes longevity record for Cardinal managers, completing his seventh season. Brock became first major league player to steal 50 or more bases in seven consecutive years.
- 1972** Gibson extends his major league record for most season 200 or more strikeouts to nine. Gibson sets National League record with his 2,786th strikeout, the most lifetime for a right-handed pitcher. Brock extends his record for most consecutive season, 50 or more stolen bases to 8. Cardinals draw 50,000,000th fan since 1900.
- 1973** Brock steals his 600th base and moves into 9th place on the all-time list. Brock sets major league record for stealing 50 or more bases for 9 consecutive years. Gibson moves into second place on all-time strikeout list. Torre gets his 2000th hit and 1000th RBI.
- 1974** Brock steals 118 bases to break Maury Wills' one-season mark and Max Carey's National League career record. Lou moves from ninth to second on major league's all-time career stolen base list. Bob Gibson strikes out the 3,000th batter of his career to become only the second pitcher in baseball history to reach that figure. The Cardinals draw more than 1,800,000, the third highest home attendance in their history. Red Birds and Mets play 25 inning game, the longest night game in major league history and the longest game ever played to conclusion. Cardinals win as Bake McBride scores from first on two errors. McBride named "Rookie Of The Year."
- 1975** Lou Brock gets 2500th hit and 800th stolen base of his career. Bob Gibson retires after 17-year Cardinal career and 251 victories. Gibby is honored by SRO crowd on Bob Gibson Day. Jacket Day turnout of 50,548 is largest regular season crowd in St. Louis baseball history. Hrabosky compiles 13 wins and 22 saves and is named "Fireman of the Year." Ted Simmons finishes second in league batting race with .332 average.
- 1976** John Denny wins National League ERA title at age 23, tying youngest right-hander to win ERA title in N.L. Lou Brock gets 270th hit of his career and closes to within 27 of tying Ty Cobb's stolen base record.

OTHER CARDINAL HISTORICAL HIGHLIGHTS (Continued)

- 1977** Lou Brock breaks Ty Cobb's career stolen base mark with number 893 in San Deigo, August 29. Garry Templeton becomes youngest M.L. shortstop ever to gather 200 hits in a season. Templeton leads majors with 18 triples, highest number since 1957. Ted Simmons sets club record for home runs by a catcher with 21. Ken Reitz sets new fielding record with N.L. third baseman by committing only 9 errors. Bob Forsch wins 20 games.
- 1978** Bob Forsch no-hits Phillies 5-0, April 16 at Busch Stadium. Manager, Vern Rapp dismissed April 24. Ken Boyer becomes Cardinal Manager April 29. Ted Simmons sets club season record and career high with 22 homers for a catcher. George Hendrick has 7 RBI's at Atlanta, August 25. Busch Memorial Stadium gets new astroturf.
- 1979** Lou Brock collected his 3000th career hit (single off Dennis Lamp) in the 4th inning against the Cubs on August 13 at Busch Stadium. On September 23, Brock stole his 938th base making him baseball's all-time stolen base leader surpassing William (Sliding Billy) Hamilton. Keith Hernandez wins batting title with .344 average and is co-winner of National League M.V.P. award with Pittsburgh's Willie Stargell. Garry Templeton led N.L. with 211 hits. Templeton also led the league in triples with 19, for the third year in a row, setting a new N.L. record and tying the major league mark. His 19 triples are highest number since 1957. He became the first switch-hitter in major league history to collect 100 hits, both right and left-handed, in one season. Garry finished with 100 hits RH and 111 hits LH. Ted Simmons hit a career high 26 home runs, which also set a club record for homers by a catcher.
- 1980** Ken Reitz sets new fielding record for N.L. third baseman by committing only 8 errors. Dane Iorg has 7 RBI's, August 28 vs. Atlanta. Manager Ken Boyer dismissed June 8. Whitey Herzog becomes Cardinal manager June 9. On August 18, John Claiborne fired as G.M. and Herzog named G.M. on August 29. Red Schoendienst served as interim manager for balance of season. On October 24, Herzog assumed dual role of general manager and field manager.
- 1981** The Cardinals finished the season with the best winning percentage in the Eastern Division, but missed the playoffs because they finished second in each of the two sections of the schedule caused by the mid-summer players' strike. The Philadelphia Phillies, leaders when the strike began, were voted the first-half championship (however, the Phillies, Cardinals, and Cincinnati Reds voted against it), while Montreal won the second half. In each half, the Cardinals played fewer games than the "winners", and could have tied or won either half with the opportunity to play the same number of games. In the individual field, Bruce Sutter, one of several players obtained in winter trades by Herzog, was the National League's top reliever, winning the Rolands Relief Man award.
- 1982** In order to concentrate more on his managing duties, Whitey Herzog stepped down as General Manager on Opening Day, turning the reins over to Joe McDonald. The move paid off as the Cardinals were out of first place for only 48 days of the season and claimed their first ever National League East Championship. A 3-0 sweep of the Atlanta Braves put the Cards in their 13th World Series against the Milwaukee Brewers who fell 4-3 to St. Louis in the "Fall Classic." The 1982 team was characterized by an aggressive running style of baseball; seven players stole bases in the double figures, led by team catalyst Lonnie Smith who swiped 68. The team hit only 67 home runs, the fewest in the major leagues. Strong and consistent pitching performances were the rule; prior to clinching the title the Cardinals never lost more than three games in a row. Bruce Sutter had a hand in almost half of the team's victories.
- 1983** Despite the fact that the 1983 Cardinals finished in fourth place, eleven games out, the team was competitive and exciting, although inconsistent, throughout much of the season. The team climbed to within 1/2 game of the division lead on September 5 before embarking on a thirteen-day road trip during which the failure of the starting rotation caused the team to plummet out of contention. Still there were noteworthy performances during the year. As a team, the running Redbirds set a new club record with 207 stolen bases. Individually, Danny Cox made his way from extended spring training in April to playing a part in the Cardinals' starting rotation. Bob Forsch pitched the second no-hitter of his career. The league's best right-fielder, George Hendrick, moved to first base after Keith Hernandez was traded and earned post-season honors at his new position. Ozzie Smith won his fourth straight Gold Glove and Willie McGee won his first one.
- 1984** The Cardinals got off to a bad start in 1984 and dwelled in fifth place for much of the first half of the season before turning things around after the All-Star break. Following the mid-summer classic the Cards posted a 42-33 record, second in the National League only to the eventual N.L. Champions, the Chicago Cubs. That surge lifted the Cards into a third place finish in the division at year end despite contending with many injuries. . . . The team's 220 stolen bases set a new club record, surpassing the 207 mark from 1983, and made them the first major league team since the 1916 St. Louis

OTHER CARDINAL HISTORICAL HIGHLIGHTS (Continued)

Browns to steal 200 or more bases three years in a row. . . Individually, Bruce Sutter set a National League and tied the major league record for saves in a season (45). Joaquin Andujar (20-14) became the club's first 20-game winner in seven seasons. Rookie Terry Pendleton hit .324 after joining the club in July and sparking the team to a 41-29 record. . . The Cards drew over 2,000,000 fans for the third consecutive year.

1985 The Cardinals lost their first four games, struggled to 7-7, then lost four more. The next time they reached .500 it was at 20-20, and then things got better. They finally made it to first place on June 21, and they were there most of the rest of the season. Five defeats in six games early in September left the Cardinals a game behind the New York Mets with 25 to play. But the Redbirds then won 14 of their next 15 and took the division title by three games with 101 victories. Individually, Willie McGee was the batting champion (at .353, a new high for a N.L. switch-hitter) and Most Valuable Player; Vince Coleman was Rookie of the Year with 110 stolen bases and a batting average of .267; Whitey Herzog was Manager of the Year, and John Tudor and Joaquin Andujar each won 21 games and Danny Cox took 18. Willie McGee and Ozzie Smith won Gold Gloves again, and great starts by Tommy Herr (110 RBI) and Jack Clark (22 homers) contributed.

1986 The defending National League Champions stumbled at the beginning of the season. After the first two months of the season the Cardinals had the worst record in the League. But the team righted itself posting winning records in each of the next four months to finish third in the National League's Eastern Division. . . Individually Vince Coleman stole 107 bases to become the first player ever to steal over 100 bases in each of his first two seasons and the first N.L. player to ever steal 100 bases twice; left-handed rookie pitcher Greg Mathews, who was promoted from Louisville, won 11 games in little more than half a season; Ozzie Smith won his seventh straight gold glove and Todd Worrell was named 1986 N.L. Rookie of the Year. Worrell blazed his way to a major league rookie record 36 saves, becoming the first rookie pitcher ever to lead the league in saves and the first rookie to earn N.L. Relief Pitcher of the Year honor. . . Three attendance milestones were hit and surpassed during the course of the season. The Cardinals reached the two million mark for the fifth consecutive year, drew the 75 millionth fan in the history of the franchise since 1900 and drew the 50 millionth fan to see the Redbirds play under Anheuser-Busch ownership.

CARDINALS IN HALL OF FAME GAME

The Cardinals have appeared four times at Cooperstown in the Hall of Fame Game with the following results:

- 1942 — Cardinals 5, Philadelphia Athletics 2.
- 1957 — Chicago White Sox 13, Cardinals 4.
- 1966 — Cardinals 7, Minnesota Twins 5.
- 1983 — Cardinals 4, Baltimore Orioles 1.

CARDINALS IN THE "HALL OF FAME"

Grover Cleveland Alexander	James "Pud" Galvin	Joe "Ducky" Medwick
Walt Alston	Bob Gibson	John Mize
Jake Beckley	Burleigh Grimes	Stan Musial
Jim Bottomley	Chick Hafey	Charles "Kid" Nichols
Roger Bresnahan	Jesse Haines	Branch Rickey
Lou Brock	Rogers Hornsby	Wilbert Robinson
Mordecai P. Brown	Miller Huggins	Enos Slaughter
Jesse Burkett	Rabbits Maranville	Arthur "Dizzy" Vance
Roger Connor	John McGraw	Bobby Wallace
Jerome "Dizzy" Dean	Bill McKechnie	Hoyt Wilhelm
Frank Frish		Denton "Cy" Young

CARDINAL CY YOUNG AWARD WINNERS

- 1968 Bob Gibson
- 1970 Bob Gibson

CARDINALS SELECTED FOR BBWAA ROOKIE AWARD

1954	Wally Moon, of	1985	Vince Coleman, of
1955	Bill Virdon, of	1986	Todd Worrell, RHP
1974	Bake McBride, of		

CARDINALS' NATIONAL LEAGUE MVP WINNERS

1925	Rogers Hornsby	1946	Stan Musial
1926	Bob O'Farrell	1948	Stan Musial
1928	Jim Bottomley	1964	Ken Boyer
1931	Frank Frisch	1967	Orlando Cepeda
1934	Dizzy Dean	1968	Bob Gibson
1937	Joe Medwick	1971	Joe Torre
1942	Mort Cooper	1979	Keith Hernandez*
1943	Stan Musial	1985	Willie McGee
1944	Marty Marion		

*Co-Recipient with Pittsburgh's Willie Stargell

CARDINALS SELECTED ON SPORTING NEWS' ALL-LEAGUE TEAMS

(Team selected at the conclusion of the season in a poll of NL Players)

1925	Jim Bottomley, 1b Rogers Hornsby, 2b	1956	Ken Boyer, 3b
1926	Rogers Hornsby, 2b Bob O'Farrell, c Grover Alexander, p	1957	Stan Musial, 1b
1930	Frank Frisch, 2b	1958	Stan Musial, 1b
1931	Frank Frisch, 2b	1960	Ernie Broglio, p
1934	Dizzy Dean, p	1961	Ken Boyer, 3b
1935	Joe Medwick, of Peper Martin, 3b Dizzy Dean, p	1962	Ken Boyer, 3b
1936	Joe Medwick of Dizzy Dean	1963	Bill White, 1b Ken Boyer, 3b Dick Groat, ss
1937	Joe Medwick, of	1964	Bill White, 1b Ken Boyer, 3b Dick Groat, ss
1938	Joe Medwick, of	1967	Orlando Cepeda, 1b Tim McCarver, c
1939	Joe Medwick, of	1968	Curt Flood, of Bob Gibson, p
1942	Enos Slaughter, of Mort Cooper, p	1969	Steve Carlton, p
1943	Stan Musial, of Walker Cooper, c Mort Cooper, p	1970	Bob Gibson, p
1944	Stan Musial, of Ray Sanders, 1b Marty Marion, ss Walker Cooper, c Mort Cooper, p	1971	Steve Carlton, p Joe Torre, 3b
1945	Marty Marion, ss Whitey Kurowski, 3b	1974	Lou Brock, of
1946	Enos Slaughter, of Stan Musial, 1b	1977	Garry Templeton, ss Ted Simmons, c
1948	Stan Musial, of Harry Brecheen, p	1978	Ted Simmons, c
1949	Stan Musial, of	1979	Keith Hernandez, of Ted Simmons, c
1950	Stan Musial, of	1980	Garry Templeton, ss George Hendrick, of Keith Hernandez, 1b Garry Templeton, ss
1951	Stan Musial, of	1982	Ozzie Smith, ss Lonnie Smith, of
1952	Stan Musial, of	1983	George Hendrick, 1b
1953	Stan Musial, of Red Schoendienst, 2b	1984	Ozzie Smith, ss
1954	Stan Musial, of	1985	Tom Herr, 2b Willie McGee, of Ozzie Smith, ss John Tudor, p
		1986	Ozzie Smith, ss

CARDINALS SELECTED ON THE SPORTING NEWS' SILVER SLUGGER TEAM

1980	Keith Hernandez, 1b Garry Templeton, ss George Hendrick, of Ted Simmons, c Bob Forsch, p	1983	George Hendrick, 1b
		1985	Jack Clark, 1b Willie McGee, of

CARDINALS SELECTED ON THE SPORTING NEWS' - RAWLINGS GOLD GLOVE ALL-STAR FIELDING TEAM

1958	Ken Boyer, 3b	1969	Bob Gibson, p
1959	Ken Boyer, 3b		Curt Flood, of
1960	Bill White, 1b	1970	Bob Gibson, p
	Ken Boyer, 3b	1971	Bob Gibson, p
1961	Bill White, 1b	1972	Bob Gibson, p
	Ken Boyer, 3b	1973	Bob Gibson, p
1962	Bobby Shantz, p	1975	Ken Reitz, 3b
	Bill White, 1b	1978	Keith Hernandez, 1b
1963	Bobby Shantz, p	1979	Keith Hernandez, 1b
	Bill White, 1b	1980	Keith Hernandez, 1b
	Ken Boyer, 3b	1981	Keith Hernandez, 1b
	Curt Flood, of	1982	Keith Hernandez, 1b
1964	Bill White, 1b		Ozzie Smith, ss
	Curt Flood, of	1983	Ozzie Smith, ss
1965	Bob Gibson, p		Willie McGee, of
	Bill White, 1b	1984	Ozzie Smith, ss
	Curt Flood, of		Joaquin Andujar, p
1966	Bob Gibson, p	1985	Ozzie Smith, ss
	Curt Flood, of		Willie McGee, of
1967	Bob Gibson, p	1986	Ozzie Smith, ss
	Curt Flood, of		Willie McGee, of
1968	Bob Gibson, p		
	Dal Maxvill, ss		

RETIRED CARDINAL NUMBERS

6	Stan Musial — 1963	20	Lou Brock — 1979
14	Ken Boyer — 1984	45	Bob Gibson — 1975
17	Dizzy Dean — 1974	85	August A. Busch, Jr. — 1984

CARDINALS SELECTED FOR THE ALL-STAR GAME

1933	Frank Frisch, 2; Bill Hallahan, p; Pepper Martin, 3b; Jim Wilson, c.
1934	Dizzy Dean, p; Frank Frisch, 2b; Pepper Martin, 3b; Joe Medwick, of.
1935	Frank Frisch, manager and 2b; Rip Collins, 1b; Dizzy Dean, p; Pepper Martin, 3b; Joe Medwick, of; Bill Walker, p; Burgess Whitehead, 2b.
1936	Rip Collins, 1b; Dizzy Dean, p; Leo Durocher, ss; Stu Martin, 2b; Joe Medwick, of.
1937	Dizzy Dean, p; Pepper Martin, of; Joe Medwick, of; Johnny Mize, 1b.
1938	Joe Medwick, of.
1939	Curt Davis, p; Joe Medwick, of; Johnny Mize, 1b; Terry Moore, of; Lon Warneke, p.
1940	Johnny Mize, 1b; Terry Moore, of.
1941	Johnny Mize, 1b; Terry Moore, of; Enos Slaughter, of; Lon Warneke, p.
1942	Jim Brown, 2b; Mort Cooper, p; Walker Cooper, c; Terry Moore, of; Enos Slaughter, of.
1943	Billy Southworth, manager; Mort Cooper, p; Walker Cooper, c; Whitey Kurowski, 3b; Max Lanier, p; Marty Marion, ss; Stan Musial, of; Howie Pollet, p; Harry Walker, of.
1944	Billy Southworth, manager; Walker Cooper, c; Whitey Kurowski, 3b; Max Lanier, p; Marty Marion, ss; Red Munger, p; Stan Musial, of.
1945	No game.
1946	Whitey Kurowski, 3b; Marty Marion, ss; Stan Musial, of; Howie Pollet, p; Red Schoendienst, 2b; Enos Slaughter, of.
1947	Eddie Dyer, manager; Harry Brecheen, p; Whitey Kurowski, 3b; Marty Marion, ss; Red Munger, p; Stan Musial, 1b; Enos Slaughter, of.
1948	Harry Brecheen, p; Marty Marion, ss; Stan Musial, of; Red Schoendienst, 2b; Enos Slaughter, of.
1949	Eddie Kazak, 3b; Marty Marion, ss; Red Munger, p; Stan Musial, of; Howie Pollet, p; Red Schoendienst, 2b; Enos Slaughter, of.
1950	Marty Marion, ss; Stan Musial, 1b; Red Schoendienst, 2b; Enos Slaughter, of.
1951	Stan Musial, of; Red Schoendienst, 2b; Enos Slaughter, of; Wally Westlake, of.
1952	Stan Musial, of; Red Schoendienst, 2b; Enos Slaughter, of; Gerry Staley, p.

CARDINALS SELECTED FOR THE ALL-STAR GAME (Continued)

- 1953 Harvey Haddix, p; Stan Musial, of; Del Rice, c; Red Schoendienst, 2b; Enos Slaughter, of; Gerry Staley, p.
- 1954 Harvey Haddix, p; Ray Jablonski, 3b; Stan Musial, of; Red Schoendienst, 2b.
- 1955 Luis Arroyo, p; Harvey Haddix, p; Stan Musial, 1b; Red Schoendienst, 2b.
- 1956 Ken Boyer, 3b; Stan Musial, of; Rip Repulski, of.
- 1957 Larry Jackson, p; Wally Moon, of; Stan Musial, 1b; Hal Smith, c.
- 1958 Don Blasingame, 2b; Larry Jackson, p; Stan Musial, 1b.
- 1959 (1st Game) Ken Boyer, 3b; Joe Cunningham, of; Wilmer Mizell, p; Stan Musial, 1b; Hal Smith, c; Bill White, of.
- 1959 (2nd Game) Ken Boyer, 3b; Joe Cunningham, of; Wilmer Mizell, p; Stan Musial, 1b; Hal Smith, c.
- 1960 (Both Games) Ken Boyer, 3b; Larry Jackson, p; Lindy McDaniel, p; Stan Musial, of; Bill White, 1b.
- 1961 (Both Games) Ken Boyer, 3b; Stan Musial, of; Bill White, 1b.
- 1962 (Both Games) Ken Boyer, 3b; Bob Gibson, p; Stan Musial, of.
- 1963 Ken Boyer, 3b; Dick Groat, ss; Julian Javier, 2b; Stan Musial, of; Bill White, 1b.
- 1964 Ken Boyer, 3b; Curt Flood, of; Dick Groat, ss; Bill White, 1b.
- 1965 Bob Gibson, p.
- 1966 Curt Flood, of; Bob Gibson, p; Tim McCarver, c.
- 1967 Lou Brock, of; Orlando Cepeda, 1b; Bob Gibson, p; Tim McCarver, c.
- 1968 Red Schoendienst, manager; Steve Carlton, p; Curt Flood, of; Bob Gibson, p; Julian Javier, 2b.
- 1969 Red Schoendienst, manager; Steve Carlton, p; Bob Gibson, p.
- 1970 Rich Allen, 1b; Bob Gibson, p; Joe Torre, c.
- 1971 Joe Torre, 3b; Steve Carlton, p; Lou Brock, of.
- 1972 Bob Gibson, p; Lou Brock, of; Joe Torre, 3b; Ted Simmons, c; Red Schoendienst, coach.
- 1973 Rick Wise, p; Joe Torre, 3b; Ted Simmons, c.
- 1974 Ted Simmons, c; Lou Brock, of; Reggie Smith, of; Lynn McGlothen, p; Red Schoendienst, coach.
- 1975 Lou Brock, of; Reggie Smith, of; Red Schoendienst, coach.
- 1976 Bake McBride, of.
- 1977 Ted Simmons, c; Garry Templeton, ss.
- 1978 Ted Simmons, c.
- 1979 Lou Brock, of; Keith Hernandez, 1b; Ted Simmons, c; Garry Templeton, ss; Dave Ricketts, coach.
- 1980 George Hendrick, of; Keith Hernandez, 1b; Ken Reitz, 3b.
- 1981 Bruce Sutter, p.
- 1982 Ozzie Smith, ss; Lonnie Smith, of.
- 1983 Ozzie Smith, ss; Willie McGee, of; George Hendrick, of; Whitey Herzog, manager; Chick Hiller, coach; Dave Ricketts, coach.
- 1984 Joaquin Andujar, p; Ozzie Smith, ss; Bruce Sutter, p.
- 1985 Joaquin Andujar, p; Jack Clark, 1b; Tom Herr, 2b; Willie McGee, of; Ozzie Smith, ss.
- 1986 Ozzie Smith, ss; Whitey Herzog, manager; Mike Roarke, coach.
- NOTE: Whitey Kurowski replaced Bob Elliott of Boston on the 1947 squad, and Julian Javier replaced Bill Mazerowski of Pittsburgh on the 1963 squad.

NO SHOWER FOR THIS PITCHER

Whitey Herzog's managerial wheels were turning full tilt on June 24th vs Pittsburgh. With the Cards winning 5-2 in the Pirates ninth, the bases loaded, two out and left-handed hitting Barry Bonds due up, Whitey came to the mound to remove bullpen ace Todd Worrell and bring in left-handed pitcher Ken Dayley. Instead of sending Worrell to the dugout, Whitey inserted him in right field so he could bring him back to face the right-handed hitting Bill Almon due up next. Worrell, who had played some rightfield in college, was not tested as Dayley struckout Bonds to end the game.

CARDINAL PITCHING FEATS

20-GAME WINNERS

Year	Pitcher	W	L	Year	Pitcher	W	L
1876	George Bradley	45	19	1942	Mort Cooper	22	7
1892	Kid Gleason	20	24		Johnny Beazley	21	6
1894	Ted Breitenstein	27	22	1943	Mort Cooper	21	8
1895	Ted Breitenstein	20	29	1944	Mort Cooper	22	7
1899	Cy Young	26	15	1945	Red Barrett		
	Jack Powell	23	21		2-3 Boston		
1900	Cy Young	20	18		21-9 St. Louis	23	12
1901	Jack Harper	20	12	1946	Howie Pollet	21	10
1904	Kid Nichols	21	13	1948	Harry Brecheen	20	7
	Jack Taylor	20	19	1949	Howie Pollet	20	9
1911	Bob Harmon	23	16	1953	Harvey Haddix	20	9
1920	Bill Doak	20	12	1960	Ernie Broglio	21	9
1923	Jesse Haines	20	13	1964	Ray Sadecki	20	11
1926	Flint Rhem	20	7	1965	Bob Gibson	20	12
1927	Jesse Haines	24	10	1966	Bob Gibson	21	12
	Grover Alexander	21	10	1968	Bob Gibson	22	9
1928	Bill Sherdel	21	10	1969	Bob Gibson	20	13
	Jesse Haines	20	8	1970	Bob Gibson	23	7
1933	Dizzy Dean	20	18	1971	Steve Carlton	20	9
1934	Dizzy Dean	30	7	1977	Bob Forsch	20	7
1935	Dizzy Dean	28	12	1984	Joaquin Andujar	20	14
1936	Dizzy Dean	24	13	1985	Joaquin Andujar	21	12
1939	Curt Davis	22	16		John Tudor	21	8

N. L. STRIKEOUT LEADERS

Year	Player	SO	Year	Player	SO
1906	Fred Beebe	171	1934	Dizzy Dean	195
1930	Bill Hallahan	177	1935	Dizzy Dean	182
1931	Bill Hallahan	159	1948	Harry Brecheen	149
1932	Dizzy Dean	191	1958	Sam Jones	225
1933	Dizzy Dean	199	1968	Bob Gibson	268

N.L. ERA LEADERS

Year	Player	G	IP	ERA	Year	Player	G	IP	ERA
1914	Bill Doak	36	256	1.72	1946	Howie Pollet	40	226	2.10
1921	Bill Doak	32	209	2.58	1948	Harry Brecheen	33	233	2.24
1942	Mort Cooper	37	279	1.77	1968	Bob Gibson	34	305	1.12
1943	Howie Pollet	16	118	1.75	1976	John Denny	30	207	2.52

CARDINAL NO-HITTERS

George Bradley — Hartford	2-0	7-15-76
Jessie Haines — Boston	5-0	7-17-24
Paul Dean — Brooklyn	3-0	9-21-34
Lon Warneke — Cincinnati	2-0	8-30-41
Ray Washburn — San Francisco	2-0	9-18-68
Bob Gibson — Pittsburgh	11-0	8-14-71
Bob Forsch — Philadelphia	5-0	4-16-78
Bob Forsch — Montreal	3-0	9-26-83

NO-HIT GAMES VS. CARDINALS

Christy Mathewson — New York Giants	5-0	7-15-01
Mal Eason — Brooklyn Dodgers	2-0	7-20-06
Hod Eller — Cincinnati Reds	6-0	5-11-19
Don Cardwell — Chicago Cubs	4-0	5-16-60
Gaylord Perry — San Francisco Giants	1-0	9-17-68
Tom Seaver — Cincinnati Reds	4-0	6-16-78
David Palmer — Montreal Expos (5 innings)	4-0	4-21-84

CARDINAL PITCHING FEATS (Continued)

CARDINALS' ALL-TIME TOP TEN IN PITCHING DEPARTMENTS

GAMES

1. Jesse Haines	554
2. Bob Gibson	528
3. Bill Sherdel	465
4. Al Brazle	441
5. BOB FORSCH	392
6. Bill Doak	376
7. Lindy McDaniel	336
8. Larry Jackson	330
9. Al Hrabosky	329
10. Slim Sallee	316

SHUTOUTS

1. Bob Gibson	56
2. Bill Doak	32
3. Mort Cooper	28
4. Harry Brecheen	25
5. Jesse Haines	24
6. Dizzy Dean	23
7. Max Lanier	20
7. Howie Pollet	20
9. Ernie Broglio	18
10. BOB FORSCH	17

INNINGS PITCHED

1. Bob Gibson	3885
2. Jesse Haines	3204
3. Bill Sherdel	2450
4. Bill Doak	2387
5. BOB FORSCH	2371.2
6. Slim Sallee	1902
7. Ted Breitenstein	1897
8. Harry Brecheen	1790
9. Dizzy Dean	1736
10. Larry Jackson	1672

EARNED RUN AVERAGE

1. Slim Sallee	2.67
2. Jack Taylor	2.67
3. Johnny Lush	2.74
4. Red Ames	2.74
5. Mort Cooper	2.77
6. Fred Beebe	2.79
7. Max Lanier	2.84
8. Harry Brecheen	2.91
9. Bob Gibson	2.91
10. Bill Doak	2.93

WINS

1. Bob Gibson	251
2. Jesse Haines	210
3. Bill Sherdel	153
4. Bill Doak	145
5. BOB FORSCH	143
6. Dizzy Dean	134
7. Harry Brecheen	127
8. Mort Cooper	105
9. Slim Sallee	105
10. Max Lanier	101
10. Larry Jackson	101

WINNING PERCENTAGE

1. Mort Cooper	.677
2. Dizzy Dean	.641
3. Lon Warneke	.629
4. Grover Alexander	.618
5. Harry Brecheen	.617
6. Al Brazle	.602
7. George Munger	.602
8. Howie Pollet	.599
9. Max Lanier	.594
10. Bob Gibson	.591

COMPLETE GAMES

1. Bob Gibson	255
2. Jesse Haines	209
3. Ted Breitenstein	196
4. Bill Sherdel	144
4. Bill Doak	144
6. Dizzy Dean	141
7. Slim Sallee	122
7. Harry Brecheen	122
9. Mort Cooper	105
10. Jack Powell	101

STRIKEOUTS

1. Bob Gibson	3117
2. Dizzy Dean	1087
3. Jesse Haines	979
4. Steve Carlton	951
5. BOB FORSCH	950
6. Bill Doak	938
7. Larry Jackson	899
8. Harry Brecheen	857
9. Vinegar Bend Mizell	789
10. Bill Hallahan	784

BASES ON BALLS

1. Bob Gibson	1336
2. Jesse Haines	870
3. Ted Breitenstein	825
4. Bill Doak	740
5. BOB FORSCH	697
6. Bill Hallahan	651
7. Bill Sherdel	595
8. Bob Harmon	594
9. Vinegar Bend Mizell	568
10. Max Lanier	524

SAVES

1. Bruce Sutter	127
2. Lindy McDaniel	64
3. Joe Horner	60
4. Al Brazle	60
5. Al Hrabosky	59
6. TODD WORRELL	41
7. Dizzy Dean	30
8. Ted Wilks	29
9. Mark Littell	28
10. Diego Segui	26

YEAR-BY-YEAR TEAM PITCHING LEADERS

1939

Wins — Curt Davis	22
ERA — Bob Bowman	2.60
SV — Bob Bowman, Clyde Shoun	9
G — Clyde Shoun	53
GS — Curt Davis	31
CG — Curt Davis	13
IP — Curt Davis	248
SO — Mort Cooper	130
SHO — Bill McGee	4

1940

Wins — Lon Warneke, Bill McGee	16
ERA — Lon Warneke	3.14
SV — Clyde Shoun	5
G — Clyde Shoun	54
GS — Lon Warneke, Bill McGee	31
CG — Lon Warneke	17
IP — Lon Warneke	232
SO — Mort Cooper	95
SHO — Mort Cooper, Bill McGee	3

1941

Wins — Lon Warneke, Ernie White	17
ERA — Ernie White	2.40
SV — Bill Crouch	6
G — Lon Warneke, Howie Krist	37
GS — Lon Warneke	30
CG — Lon Warneke, Ernie White, Mort Cooper	12
IP — Lon Warneke	246
SO — Mort Cooper	118
SHO — Lon Warneke	4

1942

Wins — Mort Cooper	22
ERA — Mort Cooper	1.78
SV — Harry Gumbert	5
G — Johnny Beazley	43
GS — Mort Cooper	35
CG — Mort Cooper	22
IP — Mort Cooper	278.2
SO — Mort Cooper	152
SHO — Mort Cooper	10

1943

Wins — Mort Cooper	21
ERA — Howie Pliet	1.75
SV — Harry Brecheen	4
G — Mort Cooper	37
GS — Mort Cooper	32
CG — Mort Cooper	24
IP — Mort Cooper	274
SO — Mort Cooper	141
SHO — Mort Cooper	6

1944

Wins — Mort Cooper	22
ERA — George Munger	1.34
SV — Freddy Schmidt	5
G — Freddy Schmidt	37
GS — Mort Cooper	33
CG — Mort Cooper	22
IP — Mort Cooper	252.1
SO — Max Lanier	141
SHO — Mort Cooper	7

1945

Wins — Red Barrett	21
ERA — Harry Brecheen	2.52
SV — Ken Burkhardt, Blix Donnelly, Harry Brecheen, Jack Creel	2
G — Ken Burkhardt	42
GS — Red Barrett	29
CG — Red Barrett	22
IP — Red Barrett	246.2
SO — Blix Donnelly	76
SHO — Ken Burkhardt, Blix Donnelly	4

1946

Wins — Howie Pollet	21
ERA — Howie Pollet	2.10
SV — Howie Pollet	5
G — Murry Dickson	47
CG — Howie Pollet	32
CG — Howie Pollet	22
IP — Howie Pollet	266
SO — Harry Becheen	117
SHO — Harry Brecheen	5

1947

Wins — George Munger, Harry Brecheen	16
ERA — Al Brazle	2.84
SV — Al Brazle	4
G — Murry Dickson	47
GS — George Munger	31
CG — Harry Brecheen	18
IP — Murry Dickson	231.2
SO — George Munger	123
SHO — George Munger	6

1948

Wins — Harry Brecheen	20
ERA — Harry Brecheen	2.24
SV — Ted Wilks	13
G — Ted Wilks	57
GS — Harry Brecheen	30
CG — Harry Brecheen	21
IP — Murry Dickson	252.1
SO — Harry Brecheen	149
SHO — Harry Brecheen	7

1949

Wins — Howie Pollet	20
ERA — Gerry Staley	2.73
SV — Ted Wilks	9
G — Ted Wilks	59
GS — Harry Brecheen	31
CG — Howie Pollet	17
IP — Howie Pollet	230.2
SO — Howie Pollet	108
SHO — Howie Pollet	5

1950

Wins — Howie Pollet	14
ERA — Max Lanier	3.13
SV — Al Brazle	6
G — Al Brazle	46
GS — Howie Pliet	30
CG — Howie Pollet	14
IP — Howie Pollet	232.1
SO — Howie Pollet	117
SHO — Howie Pollet, Max Lanier, Harry Brecheen, Cloyd Boyer	2

YEAR-BY-YEAR TEAM PITCHING LEADERS (Continued)

1951

Wins — Gerry Staley	19
ERA — Harry Brecheen	3.25
SV — Al Brazle	7
G — Al Brazle	56
GS — Gerry Staley	30
CG — Gerry Staley, Tom Poholsky	10
IP — Gerry Staley	227
SO — Tom Poholsky	70
SHO — Gerry Staley	4

1952

Wins — Gerry Staley	17
ERA — Gerry Staley	3.27
SV — Al Brazle	16
G — Eddie Yuhas	54
GS — Gerry Staley	33
CG — Gerry Staley	15
IP — Gerry Staley	239.2
SO — Vinegar Bend Mizell	146
SHO — Vinegar Bend Mizell, Cloyd Boyer, Al Brazle, Stu Miller	2

1953

Wins — Harvey Haddix	20
ERA — Harvey Haddix	3.06
SV — Al Brazle	18
G — Al Brazle	60
GS — Harvey Haddix, Vinegar Bend Mizell	33
CG — Harvey Haddix	19
IP — Harvey Haddix	253
SO — Vinegar Bend Mizell	173
SHO — Harvey Haddix	6

1954

Wins — Harvey Haddix	18
ERA — Harvey Haddix	3.57
SV — Al Brazle	8
G — Al Brazle	58
GS — Harvey Haddix	35
CG — Harvey Haddix	13
IP — Harvey Haddix	259.2
SO — Harvey Haddix	184
SHO — Harvey Haddix	3

1955

Wins — Harvey Haddix	12
ERA — Willard Schmidt	2.78
SV — Barney Schultz	4
G — Paul Lapalme	56
GS — Harvey Haddix	30
CG — Harvey Haddix, Luis Arroyo	9
IP — Harvey Haddix	208
SO — Harvey Haddix	150
SHO — Harvey Haddix, Tom Poholsky	

1956

Wins — Vinegar Bend Mizell	14
ERA — Murry Dickson	3.07
SV — Larry Jackson	9
G — Larry Jackson	51
GS — Vinegar Bend Mizell	33
CG — Murry Dickson	12
IP — Vinegar Bend Mizell	201.2
SO — Vinegar Bend Mizell	153
SHO — Vinegar Bend Mizell, Murry Dickson	3

1957

Wins — Larry Jackson, Lindy McDaniel	15
ERA — Larry Jackson	3.47
SV — Hoyt Wilhelm	11
G — Lloyd Merritt	44
GS — Sam Jones	27
CG — Lindy McDaniel, Sam Jones	10
IP — Larry Jackson	210.1
SO — Sam Jones	154
SHO — Larry Jackson, Sam Jones, Vinegar Bend Mizell, Von McDaniel	2

1958

Wins — Sam Jones	14
ERA — Sam Jones	2.88
SV — Larry Jackson	8
G — Larry Jackson	49
GS — Sam Jones	35
CG — Sam Jones	14
IP — Sam Jones	250
SO — Sam Jones	225
SHO — Sam Jones, Vinegar Bend Mizell	2

1959

Wins — Larry Jackson, Lindy McDaniel	14
ERA — Larry Jackson	3.30
SV — Lindy McDaniel	15
G — Lindy McDaniel	62
GS — Larry Jackson	37
CG — Larry Jackson	12
IP — Larry Jackson	256
SO — Larry Jackson	145
SHO — Larry Jackson, Ernie Broglio	3

1960

Wins — Ernie Broglio	21
ERA — Curt Simmons	2.66
SV — Lindy McDaniel	26
G — Lindy McDaniel	65
GS — Larry Jackson	38
CG — Larry Jackson	14
IP — Larry Jackson	282
SO — Ernie Broglio	188
SHO — Larry Jackson, Ernie Broglio	3

1961

Wins — Ray Sadecki, Larry Jackson	14
ERA — Curt Simmons	3.13
SV — Lindy McDaniel	9
G — Lindy McDaniel	55
GS — Ray Sadecki	31
CG — Ray Sadecki	13
IP — Ray Sadecki	222.2
SO — Bob Gibson	166
SHO — Larry Jackson	3

1962

Wins — Larry Jackson	16
ERA — Bob Gibson	2.85
SV — Lindy McDaniel	14
G — Lindy McDaniel	55
GS — Larry Jackson	35
CG — Bob Gibson	15
IP — Larry Jackson	252.1
SO — Bob Gibson	208
SHO — Bob Gibson	5

YEAR-BY-YEAR TEAM PITCHING LEADERS (Continued)

1963

Wins — Bob Gibson, Ernie Broglio	18
ERA — Curt Simmons	2.48
SV — Ron Taylor, Bobby Shantz	11
G — Bobby Shantz	55
GS — Ernie Broglio	35
CG — Bob Gibson	14
IP — Bob Gibson	254.2
SO — Bob Gibson	204
SHO — Curt Simmons	6

1964

Wins — Ray Sadecki	20
ERA — Bob Gibson	3.01
SV — Barney Schultz	14
G — Ron Taylor	63
GS — Bob Gibson	36
CG — Bob Gibson	17
IP — Bob Gibson	287.1
SO — Bob Gibson	245
SHO — Curt Simmons	3

1965

Wins — Bob Gibson	20
ERA — Bob Gibson	3.07
SV — Hal Woodeshick	15
G — Hal Woodeshick	51
GS — Bob Gibson	36
CG — Bob Gibson	20
IP — Bob Gibson	299
SO — Bob Gibson	270
SHO — Bob Gibson	6

1966

Wins — Bob Gibson	21
ERA — Bob Gibson	2.44
SV — Joe Hoerner	13
G — Hal Woodeshick	59
GS — Bob Gibson	35
CG — Bob Gibson	20
IP — Bob Gibson	280.1
SO — Bob Gibson	225
SHO — Bob Gibson, Larry Jaster	5

1967

Wins — Dick Hughes	16
ERA — Nellie Briles	2.43
SV — Joe Hoerner	15
G — Ron Willis	65
GS — Steve Carlton	28
CG — Dick Hughes	12
IP — Dick Hughes	222.1
SO — Steve Carlton	168
SHO — Dick Hughes	3

1968

Wins — Bob Gibson	22
ERA — Bob Gibson	1.12
SV — Joe Hoerner	17
G — Ron Willis	48
GS — Bob Gibson	34
CG — Bob Gibson	28
IP — Bob Gibson	304.2
SO — Bob Gibson	268
SHO — Bob Gibson	13

1969

Wins — Bob Gibson	20
ERA — Steve Carlton	2.17
SV — Joe Hoerner	15
G — Joe Hoerner	45
GS — Bob Gibson	35
CG — Bob Gibson	28
IP — Bob Gibson	314
SO — Bob Gibson	269
SHO — Bob Gibson	4

1970

Wins — Bob Gibson	23
ERA — Bob Gibson	3.12
SV — Chuck Taylor	8
G — Chuck Taylor	56
GS — Bob Gibson	34
CG — Bob Gibson	23
IP — Bob Gibson	294
SO — Bob Gibson	274
SHO — Bob Gibson	3

1971

Wins — Steve Carlton	20
ERA — Bob Gibson	3.04
SV — Moe Drabowsky	8
G — Moe Drabowsky	51
GS — Steve Carlton	36
CG — Bob Gibson	20
IP — Steve Carlton	273
SO — Bob Gibson	185
SHO — Bob Gibson	5

1972

Wins — Bob Gibson	19
ERA — Bob Gibson	2.46
SV — Diego Segui	9
G — Rick Wise	35
GS — Rick Wise	35
CG — Bob Gibson	23
IP — Bob Gibson	278
SO — Bob Gibson	208
SHO — Bob Gibson	4

1973

Wins — Rick Wise	16
ERA — Bob Gibson	2.77
SV — Diego Segui	17
G — Diego Segui	65
GS — Rick Wise	34
CG — Rick Wise	14
IP — Rick Wise	259
SO — Rick Wise	144
SHO — Rick Wise	5

1974

Wins — Lynn McGlothen	16
ERA — Lynn McGlothen	2.70
SV — Al Hrabosky	9
G — Al Hrabosky	65
GS — Bob Gibson	33
CG — Bob Gibson	9
IP — Bob Gibson	240
SO — Lynn McGlothen	142
SHO — Lynn McGlothen, Sonny Siebert	3

YEAR-BY-YEAR TEAM PITCHING LEADERS (Continued)

1975

Wins — Lynn McGlothen, Bob Forsch	15
ERA — Bob Forsch	2.86
SV — Al Hrabosky	22
G — Mike Garman	66
GS — Lynn McGlothen, Bob Forsch	34
CG — Lynn McGlothen	9
IP — Lynn McGlothen	239
SO — Lynn McGlothen	146
SHO — Bob Forsch	4

1976

Wins — Lynn McGlothen	13
ERA — John Denny	2.52
SV — Al Hrabosky	13
G — Al Hrabosky	68
GS — Pete Falcone, Lynn McGlothen, Bob Forsch	32
CG — Lynn McGlothen	10
IP — Pete Falcone	212
SO — Pete Falcone	138
SHO — Lynn McGlothen	4

1977

Wins — Bob Forsch	20
ERA — John Urrea	3.15
SV — Al Hrabosky	10
G — Al Hrabosky	65
GS — Bob Forsch	35
CG — Eric Rasmussen	11
IP — Eric Rasmussen	233
SO — Eric Rasmussen	120
SHO — Eric Rasmussen	3

1978

Wins — John Denny	14
ERA — Pete Vuckovich	2.55
SV — Mark Littell	11
G — Mark Littell	72
GS — Bob Forsch	34
CG — John Denny	11
IP — John Denny, Bob Forsch	234
SO — Mark Littell	130
SHO — Bob Forsch	3

1979

Wins — Pete Vuckovich, Silvio Martinez	15
ERA — John Fulgham	2.53
SV — Mark Littell	13
G — Mark Littell	63
GS — Pete Vuckovich, Bob Forsch	32
CG — John Fulgham	10
IP — Pete Vuckovich	233
SO — Pete Vuckovich	145
SHO — Three Tied	2

1980

Wins — Pete Vuckovich	12
ERA — Pete Vuckovich	3.41
SV — John Littlefield	9
G — John Littlefield	52
GS — Bob Forsch	31
CG — Bob Forsch	8
IP — Pete Vuckovich	222
SO — Pete Vuckovich	132
SHO — Pete Vuckovich, Bob Sykes	3

1981

Wins — Bob Forsch	10
ERA — Bob Forsch	3.19
SV — Bruce Sutter	25
G — Bruce Sutter	48
GS — Lary Sorensen	23
CG — John Martin	4
IP — Lary Sorensen	140
SO — Bruce Sutter	57
SHO — Lary Sorensen, Andy Rincon	1

1982

Wins — Joaquin Andujar, Bob Forsch	15
ERA — Joaquin Andujar	2.47
SV — Bruce Sutter	36
G — Bruce Sutter	70
GS — Joaquin Andujar	37
CG — Joaquin Andujar	9
IP — Joaquin Andujar	265.2
SO — Joaquin Andujar	137
SHO — Joaquin Andujar	5

1983

Wins — Neil Allen, Dave LaPoint, John Stuper	12
ERA — John Stuper	3.68
SV — Bruce Sutter	21
G — Bruce Sutter	60
GS — Joaquin Andujar	34
CG — John Stuper, Bob Forsch	6
IP — Joaquin Andujar	225
SO — Joaquin Andujar	125
SHO — Neil Allen	3

1984

Wins — Joaquin Andujar	20
ERA — Joaquin Andujar	3.34
SV — Bruce Sutter	45
G — Bruce Sutter	71
GS — Joaquin Andujar	36
CG — Joaquin Andujar	12
IP — Joaquin Andujar	261.1
SO — Joaquin Andujar	147
SHO — Joaquin Andujar	4

1985

Wins — Joaquin Andujar, John Tudor	21
ERA — John Tudor	1.93
SV — Jeff Lahti	19
G — Ken Dayley	57
GS — Joaquin Andujar	38
CG — John Tudor	19
IP — John Tudor	275
SO — John Tudor	169
SHO — John Tudor	10

1986

Wins — Bob Forsch	14
ERA — Danny Cox	2.90
SV — Todd Worrell	36
G — Todd Worrell	74
GS — Bob Forsch	33
CG — Danny Cox	8
IP — Bob Forsch	230
SO — Danny Cox	108
SHO —	0

CARDINAL BATTING FEATS

CARDINALS' ALL-TIME TOP TEN IN BATTING DEPARTMENTS

GAMES

1. Stan Musial	3026
2. Lou Brock	2289
3. Enos Slaughter	1820
4. Red Schoendienst	1795
5. Curt Flood	1738
6. Ken Boyer	1667
7. Rogers Hornsby	1580
8. Julian Javier	1578
9. Ted Simmons	1564
10. Marty Marion	1502

DOUBLES

1. Stan Musial	725
2. Lou Brock	434
3. Joe Medwick	377
4. Rogers Hornsby	367
5. Enos Slaughter	366
6. Red Schoendienst	352
7. Jim Bottomley	344
8. Ted Simmons	332
9. Frankie Frisch	286
10. Curt Flood	271

AT-BATS

1. Stan Musial	10972
2. Lou Brock	9125
3. Red Schoendienst	6841
4. Enos Slaughter	6775
5. Ken Boyer	6334
6. Curt Flood	6318
7. Rogers Hornsby	5881
8. Ted Simmons	5725
9. Julian Javier	5631
10. Jim Bottomley	5314

TRIPLES

1. Stan Musial	177
2. Rogers Hornsby	143
3. Enos Slaughter	135
4. Lou Brock	121
5. Jim Bottomley	119
6. Ed Konetchy	93
7. Joe Medwick	81
8. Pepper Martin	75
9. Garry Templeton	69
10. Johnny Mize	66

RUNS

1. Stan Musial	1949
2. Lou Brock	1427
3. Rogers Hornsby	1089
4. Enos Slaughter	1071
5. Red Schoendienst	1025
6. Ken Boyer	988
7. Jim Bottomley	921
8. Curt Flood	845
9. Frankie Frisch	831
10. Joe Medwick	811

HOME RUNS

1. Stan Musial	475
2. Ken Boyer	255
3. Rogers Hornsby	193
4. Jim Bottomley	181
5. Ted Simmons	172
6. Johnny Mize	158
7. Joe Medwick	152
8. Enos Slaughter	146
9. Bill White	140
10. Lou Brock	129

HITS

1. Stan Musial	3630
2. Lou Brock	2713
3. Rogers Hornsby	2110
4. Enos Slaughter	2064
5. Red Schoendienst	1980
6. Ken Boyer	1855
7. Curt Flood	1853
8. Jim Bottomley	1727
9. Ted Simmons	1704
10. Joe Medwick	1590

RUNS BATTED IN

1. Stan Musial	1951
2. Enos Slaughter	1148
3. Jim Bottomley	1105
4. Rogers Hornsby	1072
5. Ken Boyer	1001
6. Ted Simmons	929
7. Joe Medwick	823
8. Lou Brock	814
9. Frankie Frisch	720
10. Johnny Mize	653

TOTAL BASES

1. Stan Musial	6134
2. Lou Brock	3776
3. Rogers Hornsby	3342
4. Enos Slaughter	3138
5. Ken Boyer	3011
6. Jim Bottomley	2852
7. Red Schoendienst	2657
8. Ted Simmons	2626
9. Joe Medwick	2585
10. Curt Flood	2464

STOLEN BASES

1. Lou Brock	888
2. VINCE COLEMAN	217
3. Jack Smith	203
4. Frankie Frisch	195
5. WILLIE McGEE	181
6. Miller Huggins	174
7. Lonnie Smith	173
8. OZZIE SMITH	156
9. Ed Konetchy	151
10. Pepper Martin	146

CARDINAL BATTING FEATS (Continued)

N.L. TOTAL BASE LEADERS

Year	Player	TB	Year	Player	TB
1901	Jesse Burkett	314	1937	Joe Medwick	406
1917	Rogers Hornsby	253	1938	Johnny Mize	326
1920	Rogers Hornsby	329	1939	Johnny Mize	353
1921	Rogers Hornsby	378	1940	Johnny Mize	368
1922	Rogers Hornsby	450	1942	Enos Slaughter	292
1924	Rogers Hornsby	373	1946	Stan Musial	366
1925	Rogers Hornsby	381	1948	Stan Musial	429
1926	Jim Bottomley	305	1949	Stan Musial	382
1928	Jim Bottomley	362	1951	Stan Musial	355
1934	Rip Collins	369	1952	Stan Musial	311
1935	Joe Medwick	365	1971	Joe Torre	352
1936	Joe Medwick	367			

N.L. RBI LEADERS

Year	Player	RBI	Year	Player	RBI
1920	Rogers Hornsby	94	1938	Joe Medwick	122
1921	Rogers Hornsby	126	1940	Johnny Mize	137
1922	Rogers Hornsby	152	1946	Enos Slaughter	130
1925	Rogers Hornsby	143	1948	Stan Musial	131
1926	Jim Bottomley	120	1956	Stan Musial	109
1928	Jim Bottomley	136	1964	Ken Boyer	119
1936	Joe Medwick	138	1967	Orlando Cepeda	111
1937	Joe Medwick	154	1971	Joe Torre	137

N.L. SLUGGING LEADERS

Year	Player	Slug Pct.	Year	Player	Slug Pct.
1917	Rogers Hornsby	.484	1937	Joe Medwick	.641
1920	Rogers Hornsby	.559	1938	Johnny Mize	.614
1921	Rogers Hornsby	.639	1939	Johnny Mize	.626
1922	Rogers Hornsby	.722	1943	Stan Musial	.562
1923	Rogers Hornsby	.627	1944	Stan Musial	.549
1924	Rogers Hornsby	.696	1946	Stan Musial	.587
1925	Rogers Hornsby	.756	1948	Stan Musial	.702
1927	Chick Hafey	.590	1950	Stan Musial	.596
1934	Rip Collins	.615	1952	Stan Musial	.538

HIT IN 25 OR MORE CONSECUTIVE GAMES

Year	Player	Games	Year	Player	Games
1922	Rogers Hornsby	33	1935	Joe Medwick	28
1950	Stan Musial	30	1954	Red Schoendienst	28
1943	Harry Walker	29	1971	Lou Brock	26
1959	Ken Boyer	29			

HOME RUN CHAMPIONS

Year	Player	HR	Year	Player	HR
1922	Rogers Hornsby	42	1937	Joe Medwick	31
1925	Rogers Hornsby	39	1939	Johnny Mize	28
1928	Jim Bottomley	31	1940	Johnny Mize	43
1934	Rip Collins	35			

BATTING CHAMPIONS

Year	Player	AVG	Year	Player	AVG
1901	Jesse Burkett	.382	1943	Stan Musial	.357
1920	Rogers Hornsby	.370	1946	Stan Musial	.365
1921	Rogers Hornsby	.397	1948	Stan Musial	.376
1922	Rogers Hornsby	.401	1950	Stan Musial	.346
1923	Rogers Hornsby	.384	1951	Stan Musial	.355
1924	Rogers Hornsby	.424	1952	Stan Musial	.336
1925	Rogers Hornsby	.403	1957	Stan Musial	.351
1931	Chick Hafey	.349	1971	Joe Torre	.363
1937	Joe Medwick	.374	1979	Keith Hernandez	.344
1939	Johnny Mize	.349	1985	Willie McGee	.353

CARDINAL BATTING FEATS (Continued)

.400 HITTERS

Year	Player	AVG	Year	Player	AVG
1899	Jesse Burkett	.402	1924	Rogers Hornsby	.424
1922	Rogers Hornsby	.401	1925	Rogers Hornsby	.403

350 OR MORE TOTAL BASES IN A SEASON

Year	Player	TB	Year	Player	TB
1922	Rogers Hornsby	450	1946	Stan Musial	366
1948	Stan Musial	429	1935	Joe Medwick	365
1937	Joe Medwick	406	1928	Jim Bottomley	362
1949	Stan Musial	382	1953	Stan Musial	361
1925	Rogers Hornsby	381	1954	Stan Musial	359
1921	Rogers Hornsby	278	1925	Jim Bottomley	358
1924	Rogers Hornsby	373	1951	Stan Musial	355
1934	Rip Collins	369	1939	Johnny Mize	353
1940	Johnny Mize	368	1971	Joe Torre	352
1936	Joe Medwick	367			

200 OR MORE HITS IN A SEASON

Year	Player	HITS	Year	Player	HITS
1899	Jesse Burkett	228	1943	Stan Musial	220
1900	Jesse Burkett	202	1946	Stan Musial	228
1901	Jesse Burkett	228	1948	Stan Musial	230
1920	Rogers Hornsby	218	1949	Stan Musial	207
	Milt Stock	204	1951	Stan Musial	205
1921	Rogers Hornsby	235	1953	Stan Musial	200
	Austin McHenry	201	1963	Dick Groat	201
1922	Rogers Hornsby	250		Bill White	200
1924	Rogers Hornsby	227		Curt Flood	200
1925	Jim Bottomley	227	1964	Curt Flood	211
	Rogers Hornsby	203		Lou Brock	200
1927	Frankie Frisch	208	1967	Lou Brock	206
1929	Taylor Douthit	206	1970	Joe Torre	203
1930	Taylor Douthit	201		Lou Brock	202
1934	Rip Collins	200	1971	Joe Torre	230
1935	Joe Medwick	224		Lou Brock	200
1936	Joe Medwick	223	1977	Garry Templeton	200
1937	Joe Medwick	237	1979	Garry Templeton	211
	Johnny Mize	204		Keith Hernandez	210
1939	Joe Medwick	201	1985	Willie McGee	216

CARDINALS WHO HAVE HIT 30 OR MORE HOME RUNS IN A SEASON

1940	Johnny Mize	43	1970	Dick Allen	34
1922	Rogers Hornsby	42	1955	Stan Musial	33
1925	Rogers Hornsby	39	1951	Stan Musial	32
1948	Stan Musial	39	1960	Ken Boyer	32
1949	Stan Musial	36	1928	Jim Bottomley	31
1934	Rip Collins	35	1937	Joe Medwick	31
1954	Stan Musial	35	1953	Stan Musial	30

CARDINAL TEAM HOME RUN TOTALS SINCE 1944

Year	HR	Rank*	Year	HR	Rank*	Year	HR	Rank*
1944	100	1	1959	118	6	1974	83	12
1945	64	4	1960	138	3	1975	81	11
1946	81	2	1961	103	7+	1976	63	12
1947	115	3	1962	137	7	1977	96	11
1948	105	3	1963	128	3	1978	79	9
1949	102	6	1964	109	7	1979	100	9
1950	102	7	1965	109	7	1980	101	8
1951	95	7	1966	108	8+	1981	50	10
1952	97	6	1967	115	4	1982	67	12
1953	140	5	1968	73	8	1983	82	12
1954	119	6	1969	90	12	1984	75	12
1955	143	6	1970	113	10	1985	87	11
1956	124	6	1971	95	9+	1986	58	12
1957	132	6	1972	70	12			
1958	111	8	1973	75	12			

*Rank in National League + — Tied

CARDINAL BATTING FEATS (Continued)

CARDINALS' ALL-TIME HOME RUN LEADERS SEASON — BY POSITION

Catcher	Ted Simmons	26 — 1979
First Base	Johnny Mize	43 — 1940
Second Base	Rogers Hornsby	42 — 1922
Shortstop	Solly Hemus	15 — 1952
Third Base	Ken Boyer	32 — 1960
Left Field	Stan Musial	32 — 1951
Center Field	Stan Musial	21 — 1952
Right Field	Stan Musial	39 — 1948
Pitcher	Bob Gibson	5 — 1965, 1972

CARDINALS' ALL-TIME RUNS-BATTED-IN LEADERS SEASON — BY POSITION

Catcher*	Ted Simmons	96 — 1972
First Base	Jim Bottomley	137 — 1929
	Johnny Mize	137 — 1940
Second Base	Rogers Hornsby	152 — 1922
Shortstop	Doc Lavan	82 — 1921
Third Base	Joe Torre	137 — 1971
Left Field	Joe Medwick	154 — 1937
Center Field	Buster Adams	101 — 1945
Right Field	Stan Musial	131 — 1948
Pitcher	Dizzy Dean	21 — 1935

*Simmons had 103 RBI in 1974, but drove in only 95 while catching.
 Simmons had 100 RBI in 1975, but drove in only 95 while catching.

LONGEST CARDINAL BATTING STREAK SINCE 1950

1950 Stan Musial	30 games	1969 Vada Pinson	22 games
1951 Stan Musial	16 games	1970 Lou Brock	15 games
1952 Stan Musial	24 games	1971 Lou Brock	26 games
1953 Stan Musial,		1972 Lou Brock	18 games
Solly Hemus	15 games	1973 Ted Simmons	19 games
1954 Red Schoendienst	28 games	1974 Ted Simmons	15 games
1955 Wally Moon	13 games	1975 Ted Simmons	19 games
1956 Alvin Dark, Stan Musial,		1976 Lou Brock	15 games
Red Schoendienst	15 games	1977 Ted Simmons	13 games
1957 Wally Moon	24 games	1978 Garry Templeton	14 games
1958 Stan Musial	17 games	1979 Garry Templeton	16 games
1959 Ken Boyer	29 games	1980 Keith Hernandez, Ken Reitz	
1960 Ken Boyer	14 games	Garry Templeton	12 games
1961 Ken Boyer	15 games	1981 Tom Herr	16 games
1962 Curt Flood	17 games	1982 Lonnie Smith	17 games
1963 George Altman	17 games	1983 Willie McGee	19 games
1964 Bill White	20 games	1984 Terry Pendleton	14 games
1965 Curt Flood	15 games	1985 Cesar Cedeno	12 games
1966 Curt Flood	19 games	1986 Tom Herr,	
1967 Lou Brock	20 games	Terry Pendleton	10 games
1968 Lou Brock,			
Bobby Tolan	13 games		

CARDINAL PLAYERS — HIT FOR CYCLE

Willie McGee	June 23, 1984	Stan Musial	July 24, 1949
Lou Brock	May 27, 1975	Johnny Mize	July 13, 1940
Joe Torre	June 27, 1973		1st game
Ken Boyer	June 16, 1964	Joe Medwick	June 29, 1935
Ken Boyer	September 14, 1961,	Pepper Martin	May 25, 1933
	2nd game	Chick Hafey	August 21, 1930
Bill White	August 14, 1960	Jim Bottomley	July 15, 1927
	1st game	Cliff Heathcote	July 13, 1918

LIFETIME GRAND SLAM HOME RUNS BY CURRENT CARDINALS (LAST TIME)

Clark (5/18/83 Phi.)	5	McGee (7/20/82 Atl.)	1
Pendleton (6/9/85 (2))	2		

LIFETIME GRAND SLAMS GIVEN UP BY CURRENT CARDINALS (LAST TIME)

Bob Forsch (4/10/84)	4	John Tudor (9/16/85)	2
Danny Cox (9/10/85)	2	Rick Horton (8/20/85)	1
Dave LaPoint (6/3/86)	2	Jeff Lahti (8/8/84)	1

CARDINALS' INDIVIDUAL RECORDS

BATTING — SEASON

Most Games		Most Total Bases (Left-Handed)	
1963 Bill White	162	1948 Stan Musial	429
1964 Curt Flood	162	Most Total Bases (Right-Handed)	
1964 Ken Boyer	162	1922 Rogers Hornsby	450
Most At-Bats (Left-Handed)		Most Long Hits (Left-Handed)	
1967 Lou Brock	689	1948 Stan Musial	103
Most At-Bats (Right-Handed)		Most Long Hits (Right-Handed)	
1964 Curt Flood	679	1922 Rogers Hornsby	102
Most At-Bats (Switch-Hitter)		Most Sacrifice Hits	
1979 Garry Templeton	672	1943 Harry Walker	36
Most Runs (Left-Handed)		Most Sacrifice Flies	
1901 Jesse Burkett	139	1982 George Hendrick	14
Most Runs (Right-Handed)		Most Stolen Bases (Left-Handed)	
1922 Rogers Hornsby	141	1974 Lou Brock	118
Most Hits (Left-Handed)		Most Stolen Bases (Right-Handed)	
1948 Stan Musial	230	1982 Lonnie Smith	68
Most Hits (Right-Handed)		Most Stolen Bases (Switch-Hitter)	
1922 Rogers Hornsby	250	1985 Vince Coleman	110
Most Hits (Switch-Hitter)		Highest Slugging Average (Left-Handed)	
1985 Willie McGee	216	1948 Stan Musial702
Most Singles (Left-Handed)		Highest Slugging Average (Right-Handed)	
1901 Jesse Burkett	180	1922 Rogers Hornsby756
Most Singles (Right-Handed)		Most Home Runs (Left-Handed)	
1964 Curt Flood	178	1940 Johnny Mize	43
Most Doubles (Left-Handed)		Most Home Runs (Right-Handed)	
1953 Stan Musial	53	1922 Rogers Hornsby	42
Most Doubles (Right-Handed)		Most Home Runs (Switch-Hitter)	
1936 Joe Medwick	64	1934 Ripper Collins	35
Most Triples (Left-Handed)		Most Home Runs At Home	
1894 Roger Connor	25	1940 Johnny Mize	25
Most Triples (Right-Handed)		Most Home Runs - Busch Stadium	
1893 Perry Werden	33	1970 Dick Allen	17
Most Triples, Since 1900 (Right-Handed)		1979 Ted Simmons	17
1915 Tom Long	25	Most Home Runs - Road	
Most Hit By Pitch		1948 Stan Musial	23
1910 Lou Evans	31	Most Home Runs, Rookie (Left-Handed)	
Most Runs Batted In (Left-Handed)		1936 Johnny Mize	19
1929 Jim Bottomley	137	Most Home Runs, Rookie (Right-Handed)	
1940 Johnny Mize	137	1953 Ray Jablonski	21
Most Runs Batted In (Right-Handed)		Most Home Runs, One Month	
1937 Joe Medwick	154	1947 Whitey Kurowski (August)	12
Highest Batting Average (Left-Handed)		Most Grand Slam Home Runs	
1899 Jesse Burkett402	1925 Jim Bottomley	3
Highest Batting Average (Right-Handed)		1977 Keith Hernandez	3
1924 Rogers Hornsby424	Most Bases On Balls (Left-Handed)	
Highest Batting Average (Switch-Hitter)		1949 Stan Musial	107
1985 Willie McGee353		

CARDINALS' INDIVIDUAL RECORDS

BATTING — SEASON (Continued)

Most Bases On Balls (Right-Handed)	Fewest Grounded Into Double Plays
1950 Tom Glaviano 90	1965, 1969 Lou Brock 2
Most Bases On Balls (Switch-Hitter)	Most Game Winning RBI (Left-Handed)
1910 Miller Huggins 116	1982 Keith Hernandez 21
Most Intentional Bases On Balls	Most Game Winning RBI (Right-Handed)
1958 Stan Musial 26	1984 George Hendrick 16
Most Strikeouts (Left-Handed)	Most Game-Winning RBI (Switch-Hitter)
1966 Lou Brock 134	1985 Willie McGee 17
Most Strikeouts (Right-Handed)	Most Pinch-Hits (Left-Handed)
1953 Steve Bilko 125	1970 Vic Davalillo 24
Fewest Strikeouts	Most Pinch-Hits (Right-Handed)
1927 Frank Frisch (153 Games) 10	1953 Peanuts Lowrey 22
Most Consecutive Games Hit Safely (Left-Handed)	Most Pinch-Hits (Switch-Hitter)
1950 Stan Musial 30	1962 Red Schoendienst 22
Most Consecutive Games Hit Safely (Right-Handed)	Most Hits By Pitcher
1922 Rogers Hornsby 33	1902 Mike O'Neill 43
Most Grounded Into Double Play	Most Home Runs By Pitcher
1973 Ted Simmons 29	1965, 1972 Bob Gibson 5
	Most Runs Batted In By Pitcher
	1935 Dizzy Dean 21

ST. LOUIS CARDINALS — 1900-1986

BATTING AVERAGE

1900 McGraw344	1939 Mize*349
1901 Burkett*382	1940 Mize314
1902 Donovan315	1941 Mize317
1903 Donovan327	1942 Slaughter318
1904 Beckley325	1943 Musial*357
1905 Smoot311	1944 Musial347
1906 Arndt270	1945 Kurowski323
1907 Murray262	1946 Musial*365
1908 Murray282	1947 Musial312
1909 Konetchy286	1948 Musial*376
1910 Konetchy302	1949 Musial338
1911 Evans294	1950 Musial*346
1912 Konetchy314	1951 Musial*355
1913 Oakes291	1952 Musial*336
1914 Miller290	1953 Schoendienst342
1915 Long294	1954 Musial330
1916 Hornsby313	1955 Musial319
1917 Hornsby327	1956 Musial310
1918 Fisher317	1957 Musial*351
1919 Hornsby318	1958 Musial337
1920 Hornsby*370	1959 Cunningham345
1921 Hornsby*397	1960 Boyer304
1922 Hornsby*401	1961 Boyer329
1923 Hornsby*384	1962 Musial330
1924 Hornsby*424	1963 Groat319
1925 Hornsby*403	1964 Brock348
1926 Bell325	1965 Flood310
1927 Frisch337	1966 Cepeda303
1928 Hafey337	1967 Flood335
1929 Hafey338	1968 Flood301
1930 Watkins373	1969 Brock298
1931 Hafey*349	1970 Torre325
1932 Orsatti336	1971 Torre*363
1933 Martin316	1972 Alou314
1934 Collins333	1973 Simmons310
1935 Medwick353	1974 McBride, Smith309
1936 Medwick351	1975 Simmons332
1937 Medwick*374	1976 Crawford304
1938 Mize337	1977 Templeton322
	1978 Hendrick288

*Led League.

ST. LOUIS CARDINALS — 1900-1986 (Continued)

BATTING AVERAGE (Continued)

1979	Hernandez*	.344
1980	Hernandez	.321
1981	Iorg	.327
1982	L. Smith	.307
1983	L. Smith	.321
1984	McGee	.291
1985	McGee*	.353
1986	Smith	.280

RUNS

1900	Burkett	88
1901	Burkett*	139
1902	Donovan	70
1903	Farrell	83
1904	Shannon	84
1905	Shannon, Smoot	73
1906	Bennett	66
1907	Byrne, Holly	55
1908	Murray	64
1909	Konetchy	88
1910	Huggins	101
1911	Huggins	106
1912	Huggins	82
1913	Huggins, Konetchy	74
1914	Huggins	85
1915	Butler, Miller	73
1916	Bescher	78
1917	Hornsby	86
1918	Hornsby	51
1919	Hornsby	68
1920	Hornsby	96
1921	Hornsby*	131
1922	Hornsby*	141
1923	Smith	98
1924	Hornsby*	121
1925	Hornsby*	133
1926	Bottomley	98
1927	Frisch	112
1928	Bottomley	123
1929	Douthit	128
1930	Frisch	121
1931	Frisch	96
1932	Collins	82
1933	Martin*	122
1934	Collins	116
1935	Medwick	132
1936	Martin	121
1937	Medwick*	111
1938	Medwick	100
1939	Mize*	104
1940	Mize	111
1941	Moore	86
1942	Slaughter	100
1943	Musial	108
1944	Musial	112
1945	Adams	98
1946	Musial*	124
1947	Musial	113
1948	Musial*	135
1949	Musial	128
1950	Musial	105
1951	Musial*	124
1952	Hemus, Musial*	105
1953	Musial	127
1954	Musial*	120
1955	Musial	97
1956	Blasingame	94
1957	Blasingame	108
1958	Boyer	101

1959	Blasingame	90
1960	Boyer	95
1961	Boyer	109
1962	Flood	99
1963	Flood	112
1964	Boyer	100
1965	Brock	107
1966	Brock	94
1967	Brock*	113
1968	Brock	92
1969	Brock	97
1970	Brock	114
1971	Brock*	126
1972	Brock	81
1973	Brock	110
1974	Brock	105
1975	Simmons	80
1976	Brock	73
1977	Templeton	94
1978	Hernandez	90
1979	Hernandez*	116
1980	Hernandez*	111
1981	Hendrick	67
1982	L. Smith*	120
1983	L. Smith	83
1984	McGee	82
1985	McGee	114
1986	Coleman	94

HITS

1900	Burkett	203
1901	Burkett*	228
1902	Barclay	163
1903	Smoot	148
1904	Beckley	179
1905	Smoot	166
1906	Bennett	156
1907	Byrne	143
1908	Murray	167
1909	Konetchy	165
1910	Konetchy	157
1911	Konetchy	165
1912	Konetchy	169
1913	Oakes	156
1914	Miller	166
1915	Long	149
1916	Hornsby	155
1917	Hornsby	171
1918	Paulette	126
1919	Hornsby	163
1920	Hornsby*	218
1921	Hornsby*	235
1922	Hornsby*	250
1923	Bottomley	194
1924	Hornsby*	227
1925	Bottomley*	227
1926	Bell	189
1927	Frisch	208
1928	Douthit	181
1929	Douthit	206
1930	Douthit	201
1931	Adams	178
1932	Collins	153
1933	Martin	189
1934	Collins	200
1935	Medwick	224
1936	Medwick*	223
1937	Medwick*	237
1938	Medwick	190

*Led League.

ST. LOUIS CARDINALS' — 1900-1986 (Continued)

HITS (Continued)

1939 Medwick	201	1918 Hornsby	19
1940 Mize	182	1919 McHenry	19
1941 Brown	168	1920 Hornsby*	44
1942 Slaughter*	188	1921 Hornsby*	44
1943 Musial*	220	1922 Hornsby*	46
1944 Musial*	197	1923 Bottomley	34
1945 Adams	169	1924 Hornsby*	43
1946 Musial*	228	1925 Bottomley*	44
1947 Musial	183	1926 Bottomley*	40
1948 Musial*	230	1927 Bottomley, Frisch	31
1949 Musial*	207	1928 Hafey	46
1950 Musial*	192	1929 Hafey	47
1951 Musial	205	1930 Frisch	46
1952 Musial*	194	1931 Adams*	46
1953 Musial	200	1932 Watkins	35
1954 Musial	195	1933 Medwick	40
1955 Musial	179	1934 Collins, Medwick	40
1956 Musial	184	1935 Medwick	46
1957 Blasingame, Musial	176	1936 Medwick*	64
1958 Boyer	175	1937 Medwick*	56
1959 Blasingame	178	1938 Medwick*	47
1960 Boyer	168	1939 Slaughter*	52
1961 Boyer	194	1940 Moore	33
1962 White	199	1941 Mize*	39
1963 Groat	201	1942 Marion*	38
1964 Flood*	211	1943 Musial*	48
1965 Flood	191	1944 Musial*	51
1966 Brock	183	1945 Sanders	29
1967 Brock	206	1946 Musial*	50
1968 Flood	186	1947 Slaughter	31
1969 Brock	195	1948 Musial*	46
1970 Torre	203	1949 Musial*	41
1971 Torre*	230	1950 Schoendienst*	43
1972 Brock	193	1951 Schoendienst	32
1973 Brock	193	1952 Musial*	42
1974 Brock	194	1953 Musial*	53
1975 Simmons	193	1954 Musial*	41
1976 Simmons	159	1955 Musial	30
1977 Templeton	200	1956 Musial	33
1978 Templeton	181	1957 Musial	38
1979 Templeton*	211	1958 Musial	35
1980 Hernandez	191	1959 Cimoli	40
1981 Hernandez	115	1960 Cunningham	28
1982 L. Smith	182	1961 White	28
1983 McGee	172	1962 White	31
1984 McGee	166	1963 Groat*	43
1985 McGee*	216	1964 White	37
1986 Smith	144	1965 Brock	35
		1966 Brock, Cepeda	24
		1967 Cepeda	37
		1968 Brock*	46
		1969 Brock	33
		1970 Cardenal	32
		1971 Brock	37
		1972 Simmons	36
		1973 Simmons	36
		1974 Simmons	33
		1975 Simmons	32
		1976 Simmons	35
		1977 Hernandez	41
		1978 Simmons	40
		1979 Hernandez*	48
		1980 Hernandez	39
		1981 Hernandez	27
		1982 L. Smith	35
		1983 Hendrick	33
		1984 Hendrick	28
		1985 Herr	38
		1986 Herr	30

DOUBLES

1900 Keister	26
1901 Wallace	34
1902 Smoot	19
1903 Farrell	25
1904 Brain	24
1905 Smoot	21
1906 Beckley, Bennett	16
1907 Holly	18
1908 Konetchy, Murray	19
1909 Konetchy	23
1910 Mowrey	24
1911 Konetchy*	38
1912 Konetchy	26
1913 Konetchy, Mowrey	18
1914 Miller, Wilson	27
1915 Snyder	22
1916 Bescher	24
1917 Hornsby	24

*Led League

ST. LOUIS CARDINALS' — 1900-1986 (Continued)

TRIPLES

1900	Burkett	12
1901	Burkett	17
1902	Krueger	8
1903	Brain	15
1904	Brain	12
1905	Smoot	16
1906	Smoot	10
1907	Murray	10
1908	Murray	15
1909	Konetchy	14
1910	Konetchy	16
1911	Evans, Konetchy	13
1912	Konetchy	13
1913	Konetchy	17
1914	Wilson	12
1915	Long*	25
1916	Hornsby	15
1917	Hornsby*	17
1918	Hornsby	11
1919	McHenry	11
1920	Hornsby	20
1921	Hornsby*	18
1922	Hornsby	14
1923	Bottomley	14
1924	Hornsby	14
1925	Bottomley	12
1926	Bell, Bottomley	14
1927	Bottomley	15
1928	Bottomley*	20
1929	Bottomley, Frisch	12
1930	Hafey	12
1931	Watkins	13
1932	Gelbert	9
1933	Martin	12
1934	Medwick*	18
1935	Medwick	13
1936	Medwick	13
1937	Gutteridge, Medwick	10
1938	Mize*	16
1939	Mize	14
1940	Mize, Slaughter	13
1941	Hopp	11
1942	Slaughter*	17
1943	Musial*	20
1944	Musial	14
1945	Hopp, Verban	8
1946	Musial*	20
1947	Musial, Slaughter	13
1948	Musial*	18
1949	Musial, Slaughter*	13
1950	Schoendienst	9
1951	Musial*	12
1952	Slaughter	12
1953	Hemus	11
1954	Moon, Musial	9
1955	Moon	8
1956	Moon	11
1957	Dark	8
1958	Blasingame	10
1959	White	9
1960	Boyer, White	10
1961	Boyer, White	11
1962	Boyer, Flood, Javier	5
1963	Groat	11
1964	Boyer	10
1965	Brock	8
1966	McCarver*	13
1967	Brock	12
1968	Brock	14

1969	Brock	10
1970	Torre	9
1971	Torre	8
1972	Brock	8
1973	Brock	8
1974	Smith	9
1975	McBride	9
1976	Tyson	9
1977	Templeton*	18
1978	Templeton*	13
1979	Templeton*	19
1980	Templeton	9
1981	Herr	9
1982	McGee, L. Smith	8
1983	Green	10
1984	McGee	11
1985	McGee*	18
1986	Coleman	8

HOME RUNS

1900	Donlin	10
1901	Burkett	10
1902	Barclay, Smooth	3
1903	Smooth	4
1904	Brain	7
1905	Grady, Smoot	4
1906	Grady	3
1907	Murray	7
1908	Murray	7
1909	Konetchy	4
1910	Ellis	4
1911	Konetchy	6
1912	Konetchy	8
1913	Konetchy	7
1914	Wilson	9
1915	Bescher	4
1916	Bescher, Hornsby, Smith	6
1917	Hornsby	8
1918	Cruise	6
1919	Hornsby	8
1920	McHenry	10
1921	Hornsby	21
1922	Hornsby*	42
1923	Hornsby	17
1924	Hornsby	25
1925	Hornsby*	39
1926	Bottomley	19
1927	Bottomley	19
1928	Bottomley*	31
1929	Bottomley, Hafey	29
1930	Hafey	26
1931	Hafey	16
1932	Collins	21
1933	Medwick	18
1934	Collins*	35
1935	Collins, Medwick	23
1936	Mize	19
1937	Medwick*	31
1938	Mize	27
1939	Mize*	28
1940	Mize*	43
1941	Mize	16
1942	Slaughter	13
1943	Kurowski, Musial	13
1944	Kurowski	20
1945	Kurowski	21
1946	Slaughter	18
1947	Kurowski	27

*Led League.

ST. LOUIS CARDINALS' — 1900-1986 (Continued)

HOME RUNS (Continued)

1948 Musial	39
1949 Musial	36
1950 Musial	28
1951 Musial	32
1952 Musial	21
1953 Musial	30
1954 Musial	35
1955 Musial	33
1956 Musial	27
1957 Musial	29
1958 Boyer	23
1959 Boyer	28
1960 Boyer	32
1961 Boyer	24
1962 Boyer	24
1963 White	27
1964 Boyer	24
1965 White	24
1966 Cepeda	17
1967 Cepeda	25
1968 Cepeda	16
1969 Torre	18
1970 Allen	34
1971 Torre	24
1972 Simmons	16
1973 Simmons, Torre	13
1974 Smith	23
1975 Smith	19
1976 Cruz	13
1977 Simmons	21
1978 Simmons	22
1979 Simmons	26
1980 Hendrick	25
1981 Hendrick	18
1982 Hendrick	19
1983 Hendrick	18
1984 Green	15
1985 Clark	22
1986 Van Slyke	13

RBI

1900 Keister	72
1901 Wallace	91
1902 Barclay	53
1903 Brain	60
1904 Brain	72
1905 Smoot	58
1906 Beckley	44
1907 Murray	46
1908 Murray	62
1909 Konetchy	80
1910 Konetchy	78
1911 Konetchy	88
1912 Konetchy	82
1913 Konetchy	68
1914 Miller	88
1915 Miller	72
1916 Hornsby	65
1917 Hornsby	66
1918 Hornsby	60
1919 Hornsby	71
1920 Hornsby*	94
1921 Hornsby*	126
1922 Hornsby*	152
1923 Stock	96
1924 Bottomley	111
1925 Hornsby*	143
1926 Bottomley*	120

1927 Bottomley	124
1928 Bottomley*	136
1929 Bottomley	137
1930 Frisch	114
1931 Hafey	95
1932 Collins	91
1933 Medwick	98
1934 Collins	116
1935 Medwick	126
1936 Medwick*	138
1937 Medwick*	154
1938 Medwick*	122
1939 Medwick	117
1940 Mize*	137
1941 Mize	100
1942 Slaughter	98
1943 Cooper, Musial	81
1944 Sanders	102
1945 Kurowski	102
1946 Slaughter*	130
1947 Kurowski	104
1948 Musial*	131
1949 Musial	123
1950 Musial	109
1951 Musial	108
1952 Slaughter	101
1953 Musial	113
1954 Musial	126
1955 Musial	108
1956 Musial*	109
1957 Ennis	105
1958 Boyer	90
1959 Boyer	94
1960 Boyer	97
1961 Boyer	95
1962 White	102
1963 Boyer	111
1964 Boyer*	119
1965 Flood	83
1966 Flood	78
1967 Cepeda	111
1968 Shannon	79
1969 Torre	101
1970 Allen	101
1971 Torre*	137
1972 Simmons	96
1973 Simmons	91
1974 Simmons	103
1975 Simmons	100
1976 Simmons	75
1977 Simmons	95
1978 Simmons	80
1979 Hernandez	105
1980 Hendrick	109
1981 Iorg	61
1982 Hendrick	104
1983 Hendrick	97
1984 Hendrick	69
1985 Herr	110
1986 Herr, Van Slyke	61

STOLEN BASES

1900 Donovan*	45
1901 Heidrick	32
1902 Donovan	34
1903 Burke	28
1904 Shay	36
1905 Shannon	27
1906 Bennett	20

*Led League.

ST. LOUIS CARDINALS' — 1900-1986 (Continued)

STOLEN BASES (Continued)

1907 Murray	23
1908 Murray	48
1909 Konetchy	25
1910 Huggins	34
1911 Huggins	37
1912 Huggins	35
1913 Konetchy	27
1914 Dolan	42
1915 Bescher, Miller	27
1916 Bescher	39
1917 Smith	25
1918 Baird	25
1919 Smith	30
1920 Fournier	26
1921 Fournier	20
1922 Smith	18
1923 Smith	32
1924 Smith	24
1925 Smith	20
1926 Douthit	23
1927 Frisch*	48
1928 Frisch	29
1929 Frisch	24
1930 Frisch	15
1931 Frisch*	28
1932 Frisch, Watkins	18
1933 Martin*	26
1934 Martin*	23
1935 Martin	20
1936 Marlin*	23
1937 Moore	13
1938 Gutteridge	14
1939 4 Tied	6
1940 Moore	18
1941 Hopp	15
1942 Hopp	14
1943 Klein, Musial	9
1944 Hopp	15
1945 Schoendienst*	26
1946 Schoendienst, Walker	12

*Led League

1947 Schoendienst	6
1948 Musial	7
1949 Schoendienst	8
1950 Glaviano	6
1951 Hemus, Slaughter	7
1952 Schoendienst	9
1953 Slaughter	4
1954 Moon	18
1955 Boyer	22
1956 Moon	12
1957 Blasingame	21
1958 Blasingame	20
1959 Blasingame, White	15
1960 Javier	19
1961 Javier	11
1962 Javier	26
1963 Javier	18
1964 Brock	33
1965 Brock	63
1966 Brock*	74
1967 Brock*	52
1968 Brock*	62
1969 Brock*	53
1970 Brock	51
1971 Brock*	64
1972 Brock*	63
1973 Brock*	70
1974 Brock*	118
1975 Brock	56
1976 Brock	56
1977 Brock	35
1978 Templeton	34
1979 Scott	37
1980 Templeton	31
1981 Herr	23
1982 L. Smith	68
1983 L. Smith	43
1984 L. Smith	50
1985 Coleman*	110
1986 Coleman*	107

CARDINALS' INDIVIDUAL RECORDS

PITCHING SEASON

Most Games (Right-Handed)	
1986 Todd Worrell	74
Most Games (Left-Handed)	
1976 Al Hrabosky	68
Most Games Started (Right-Handed)	
1911 Bob Harmon	41
Most Games Started (Left-Handed)	
1920 Ferdie Schupp	37
Most Complete Games (Right-Handed)	
1904 Jack Taylor	39
Most Complete Games (Left-Handed)	
1900 Cowboy Jones	29
Most Games Finished (Right-Handed)	
1894 Bruce Sutter	63
Most Games Finished (Left-Handed)	
1976 Al Hrabosky	45
Most Innings (Right-Handed)	
1907 Grant McGlynn	352½
Most Innings (Left-Handed)	
1907 Ed Karger	310

Most Games Won (Right-Handed)	
1934 Dizzy Dean	30
Most Games Won (Left-Handed)	
1928 Bill Sherdel	21
1946 Howie Pollet	21
1985 John Tudor	21
Most Games Lost (Right-Handed)	
1907 Grant McGlynn	25
1908 Art Raymond	25
Most Games Lost (Left-Handed)	
1900 Cowboy Jones	19
1908 Johnny Lush	19
1970 Steve Carlton	19
Lowest Earned Run Average (Right-Handed)	
1968 Bob Gibson	1.12
Lowest Earned Run Average (Left-Handed)	
1943 Howie Pollet	1.75

CARDINALS' INDIVIDUAL RECORDS (Continued)

PITCHING SEASON (Continued)

Highest Winning Percentage (Right-Handed)	Most Hits Allowed (Left-Handed)
1934 Dizzy Dean (30-7)811	1900 Cowboy Jones334
Highest Winning Percentage (Left-Handed)	Most Runs Allowed (Right-Handed)
1945 Harry Brecheen (14-4)778	1900 Jack Powell194
Most Saves (Right-Handed)	Most Runs Allowed (Left-Handed)
1984 Bruce Sutter45	1900 Cowboy Jones185
Most Saves (Left-Handed)	Most Earned Runs (Right-Handed)
1975 Al Hrabosky22	1900 Jack Powell142
Most Consecutive Games Won (Right-Handed)	Most Earned Runs (Left-Handed)
1968 Bob Gibson15	1929 Bill Sherdel129
Most Consecutive Games Won (Left-Handed)	Most Walks (Right-Handed)
1985 John Tudor11	1911 Bob Harmon181
Most Consecutive Games Lost	Most Walks (Left-Handed)
1938 Bill McGee9	1920 Ferdie Schupp127
1951 Tom Poholsky9	Most Strikeouts (Right-Handed)
1978 Bob Forsch9	1970 Bob Gibson274
Most Shutouts (Right-Handed)	Most Strikeouts (Left-Handed)
1968 Bob Gibson13	1969 Steve Carlton219
Most Shutouts (Left-Handed)	Most Hit Batsman (Right-Handed)
1985 John Tudor10	1953 Gerry Staley17
Most 1-0 Shutouts, Won	Most Hit Batsman (Left-Handed)
1968 Bob Gibson4	1919 Jackie May14
Most Hits Allowed (Right-Handed)	Most Wild Pitches (Right-Handed)
1901 Jack Powell351	1907, 1909 Fred Beebe15
	Most Wild Pitches (Left-Handed)
	1984 Dave LaPoint15
	Most Home Runs
	1948 Murry Dickson39

CARDINALS' ALL-TIME FIELDING TEAM

POS.	PLAYER	YEAR	G	TC	E	PCT
1B	Keith Hernandez	1981	98	1143	3	.997
2B	Tom Herr	1984	144	786	6	.992
SS	Ozzie Smith	1982	139	827	13	.984
3B	Ken Reitz	1977	157	450	9	.980
OF	Curt Flood	1966	159	396	0	1.000
OF	Tony Scott	1980	134	330	1	.997
OF	Johnny Hopp	1944	131	310	1	.997
C	Tim McCarver	1967	130	889	3	.997

100 WINS THREE STRAIGHT YEARS

The Cardinals are one of only three major league teams to have won more than 100 games in each of three straight seasons. The Cardinals accomplished it in 1942 (106), 1943 (105) and 1944 (105). The Philadelphia A's strung together seasons of 104-102-107 wins in 1929, 1930, 1931. The Baltimore Orioles were the last team to accomplish the feat. They surpassed the mark in 1969 (109), 1970 (108) and 1971 (101).

HOME RUNS VS CARDINALS AT BUSCH STADIUM 1966-1986

Year	ATL	CHI	CIN	HOU	LA	MTL**	NY	PHI	PIT	SD**	SF	Total
1966*	10	5	10	4	3	—	4	3	3	—	6	48
1967	9	5	5	4	5	—	6	7	7	—	6	54
1968	4	3	2	4	5	—	3	4	4	—	5	34
1969	7	2	8	2	1	2	6	5	6	2	2	43
1970	4	4	3	5	3	1	2	4	9	4	5	44
1971	1	7	2	6	1	3	3	8	7	3	8	49
1972	4	4	3	6	1	3	6	3	2	3	3	38
1973	6	1	3	1	1	2	3	1	7	3	2	30
1974	4	6	1	4	4	6	8	5	6	1	2	47
1975	1	7	5	3	3	7	2	3	5	1	2	39
1976	1	1	4	2	9	2	6	4	6	3	2	40
1977	2	2	5	1	6	9	2	7	8	4	5	51
1978	2	2	6	4	2	2	2	2	3	2	4	31
1979	3	8	6	4	9	6	4	9	6	2	8	65
1980	8	7	3	1	2	8	1	0	2	3	4	39
1981***	1	5	1	1	3	3	1	5	4	2	0	26
1982	3	2	3	3	4	5	9	8	5	1	5	48
1983	2	10	2	4	8	5	4	6	12	3	1	57
1984	4	2	2	4	0	5	6	4	8	4	2	41
1985	2	4	3	4	4	6	6	5	4	2	0	40
1986	3	9	4	3	7	6	9	10	7	2	3	63
TOTALS	81	96	81	70	81	81	93	103	121	45	75	927

*First game in Stadium was May 12, 1966.

**Joined League in 1969.

***Strike-shortened season.

CARDINALS' BEST/WORST SEASON RECORD VS EACH OPPONENT SINCE 1969

Team	Best Home	Worst Home	Best Road	Worst Road	Best Overall	Worst Overall
ATL	6-0 1977	1-3 1981	5-1 1976,77,85	1-5 1974	11-1 1977	3-9 1974
CHI	7-2 1977,85	1-8 1978	7-2 1974,85	2-7 1976,78,84	14-4 1985	3-15 1978
CIN	3-0 1981	1-5 1972	2-0 1981	1-5 1970,71, 72,75	5-0 1981	2-10 1972
HOU	6-0 1983	1-5 1970	5-1 1970,71,75	1-5 1974,76	10-2 1971,83	3-9 1976
LA	5-1 1969,77	1-5 1970	4-2 1969,70	0-6 1976	9-3 1969	2-10 1976
MTL	5-1 1981	3-6 1975,86	7-2 1971	1-8 1977,80	14-4 1971	6-12 1977,80
NY	8-1 1983	1-8 1986	8-1 1979,82	1-4 1981	12-6 1974,82,83	6-12 1969,70,86
PHI	7-2 1973,84	2-7 1983	6-3 1969,71,74, 79,86	2-7 1973 77,83	12-6 1986	4-14 1983
PIT	9-0 1985	2-7 1970,71	8-1 1984	2-7 1972,76	15-3 1985	6-12 1970,76
SD	5-1 1972,74, 75,86	3-3 6 Times	5-1 1970,73	0-6 1977,78	7-3 1981	3-9 1978
SF	5-1 1975,79, 83,85,86	1-5 1984	5-1 1969,72,85	1-5 1978,80	10-2 1985	3-9 1978

THE LAST TIME IT HAPPENED

STEAL HOME

Andy Van Slyke, September 26, 1985 vs. Philadelphia at Busch Stadium as part of a double steal. Last straight steal of home, Ozzie Smith, August 20, 1983 vs. Houston at Busch Stadium.

OPPONENT STEAL HOME

Leon Durham, June 10, 1984 vs. Chicago at Busch Stadium as part of a triple steal.

CARDINAL HIT INSIDE-THE-PARK HOME RUN

Andy Van Slyke at Montreal, first inning with one man on, September 21, 1986 off Jay Tibbs.

OPPONENT HIT INSIDE-THE-PARK HOME RUN

Ken Landreaux, Los Angeles Dodgers, first inning with one on, July 6, 1985 off Kurt Kepshire.

NO-HITTER

Bob Forsch vs. Montreal at St. Louis, September 26, 1983, 3-0.

NO-HITTER VS CARDINALS

David Palmer (Montreal Expos) vs. Cards in St. Louis on April 21, 1984, 4-0, in five inning rain-shortened game. Last nine inning no-hitter, Tom Seaver (Cincinnati Reds) vs. Cards at Cincinnati on June 16, 1978, 4-0.

TRIPLE PLAY

Jeff Doyle — Ozzie Smith — Jim Adduci — Jeff Doyle, Ken Oberkfell vs. Montreal, 4th inning, September 27, 1983 in St. Louis. Andre Dawson hit into it. Steve Baker was pitching.

TRIPLE PLAY VS CARDINALS

Chicago Cubs, August 8, 1985 at St. Louis, 8th inning, Terry Pendleton lined to Leon Durham, to Chris Speier, to Ryne Sandberg, back to Durham to Bob Dernier, George Frazier was pitching.

CARDINAL HIT FOR THE CYCLE

Willie McGee vs. Chicago at Chicago on June 23, 1984.

CARDINAL HIT 3 HOME RUNS IN A GAME

Reggie Smith at Philadelphia, May 22, 1976.

OPPONENT HIT 3 HOME RUNS IN A GAME

Larry Parrish, Montreal at St. Louis, May 29, 1977.

PINCH-HIT GRAND SLAM HOME RUN

Cesar Cedeno (off Gene Garber) at St. Louis, 6th inning, September 6, 1985

OPPONENT PINCH-HIT GRAND SLAM HOME RUN

Champ Summers (off Bob Forsch) at San Diego, April 10, 1984.

PINCH-HIT HOME RUN

Fred Manrique, September 5, 1986 at Houston, fifth inning with none on, off Jim Deshaies.

OPPONENT PINCH-HIT HOME RUN:

Philadelphia's Rick Shu (off Rick Horton) in St. Louis, September 25, 1986 with none on.

BACK-TO-BACK HOME RUNS

Jack Clark and Tito Landrum in St. Louis, 3rd inning, April 11, 1986 off Joe Hesketh.

OPPONENTS BACK-TO-BACK HOME RUNS

Franklin Stubbs and Len Matuszek (off Dan Cox) in St. Louis, first inning, July 18, 1986.

HOME RUN BY CARDINAL PITCHER

Bob Forsch, September 12, 1986 vs. Montreal off Floyd Youmans, with two on.

OPPONENTS HOME RUN BY PITCHER

Rick Rhoden (off Dan Cox) on September 30, 1986 in St. Louis in fifth inning, solo homer.

LEAD OFF HOME RUN

Curt Ford (off Charles Hudson) at Philadelphia on June 20, 1986.

BACK-TO-BACK SHUTOUTS BY ST. LOUIS

Andy Rincon and Lary Sorensen vs. Chicago on April 21 and 22, 1981.

BACK-TO-BACK SHUTOUTS VS. ST. LOUIS

Fernando Valenzuela and Doug Bird at Los Angeles on September 6, 1981 and vs. Chicago on September 7, 1981.

CARDINALS UPCOMING MILESTONES

JACK CLARK needs

- 6 home runs for 200

VINCE COLEMAN needs

- 191 hits for 500
- 31 RBI for 100
- 83 stolen bases for 300

TIM CONROY needs

- 73-2/3 innings for 500
- 15 strikeouts for 300

DANNY COX needs

- 8 wins for 50
- 155 strikeouts for 500

BILL DAWLEY needs

- 79 strikeouts for 300

CURT FORD needs

- 274 at-bats for 500
- 41 hits for 100

BOB FORSCH needs

- 7 wins for 150
- 8 games for 400
- 50 strikeouts for 1000

TOM HERR needs

- 127 games for 1000
- 338 at-bats for 3500
- 79 runs for 500
- 126 hits for 1000

RICK HORTON needs

- 84-1/3 innings for 400
- 16 strikeouts for 200

MIKE LAGA needs

- 10 games for 100
- 42 hits for 100

STEVE LAKE needs

- 174 at-bats for 500
- 18 hits for 100

TITO LANDRUM needs

- 146 at-bats for 1000
- 1 RBI for 100

MIKE LaVALLIERE needs

- 156 at-bats for 500
- 24 hits for 100

TOM LAWLESS needs

- 4 games for 200
- 19 hits for 100

WILLIE McGEE needs

- 297 at-bats for 3000
- 19 stolen bases for 200

JOSE OQUENDO needs

- 47 hits for 200

TERRY PENDLETON needs

- 125 games for 500
- 101 at-bats for 1500
- 143 hits for 500

PAT PERRY needs

- 48 games for 100
- 19 innings for 100

OZZIE SMITH needs

- 261 at-bats for 5000
- 21 doubles for 200

JOHN TUDOR needs

- 15 wins for 100
- 8 games for 200
- 6 complete games for 50
- 157-1/3 innings for 1500

ANDY VAN SLYKE needs

- 108 hits for 500
- 21 doubles for 100
- 9 home runs for 50

TODD WORRELL needs

- 9 games for 100
- 9 saves for 50
- 10 strikeouts for 100

1987 CARDINALS' TELEVISION SCHEDULE

Day/Date	Opponent	Time	Carrier
Tuesday, April 7	at Chicago	1:20 p.m.	KSDK
Thursday, April 9	at Chicago	1:20 p.m.	KSDK
Sunday, April 12	at Pittsburgh	12:35 p.m.	KSDK
Tuesday, April 14	Montreal	7:35 p.m.	CCN
Friday, April 17	New York	7:35 p.m.	CCN
Saturday, April 18	New York	7:05 p.m.	CCN
Tuesday, April 21	Chicago	7:35 p.m.	CCN
Wednesday, April 22	Chicago	7:35 p.m.	CCN
Friday, April 24	at New York	6:35 p.m.	KSDK
Sunday, April 26	at New York	12:35 p.m.	KSDK
Tuesday, April 28	San Diego	7:35 p.m.	CCN
Wednesday, April 29	San Diego	7:35 p.m.	CCN
Friday, May 1	Los Angeles	7:35 p.m.	CCN
Saturday, May 2	Los Angeles	7:05 p.m.	CCN
Monday, May 4	San Francisco	7:35 p.m.	CCN
Sunday, May 10	at Los Angeles	3:05 p.m.	KSDK
Friday, May 15	Cincinnati	7:35 p.m.	CCN
Saturday, May 16	Cincinnati	7:05 p.m.	CCN
Tuesday, May 19	at Atlanta	6:40 p.m.	KSDK
Friday, May 22	at Houston	7:35 p.m.	KSDK
Saturday, May 23	at Houston	7:35 p.m.	KSDK
Sunday, May 24	at Houston	1:35 p.m.	KSDK
Monday, May 25	Atlanta	5:35 p.m.	CCN
Tuesday, May 26	Atlanta	7:35 p.m.	CCN
Friday, May 29	Houston	7:35 p.m.	CCN
Saturday, May 30	Houston	7:05 p.m.	CCN
Tuesday, June 2	at Cincinnati	6:35 p.m.	KSDK
Wednesday, June 3	at Cincinnati	6:35 p.m.	KSDK
Friday, June 5	at Chicago	3:05 p.m.	KSDK
Sunday, June 7	at Chicago	1:20 p.m.	KSDK
Tuesday, June 9	at Philadelphia	6:35 p.m.	KSDK
Wednesday, June 10	at Philadelphia	6:35 p.m.	KSDK
Friday, June 12	Chicago	7:35 p.m.	CNN

1987 CARDINALS' TELEVISION SCHEDULE (Continued)

Day/Date	Opponent	Time	Carrier
Saturday, June 13	Chicago	1:20 p.m.	NBC
Tuesday, June 16	Pittsburgh	7:35 p.m.	CCN
Wednesday, June 17	Pittsburgh	7:35 p.m.	CCN
Thursday, June 18	Pittsburgh	7:35 p.m.	CCN
Friday, June 19	Montreal	7:35 p.m.	CCN
Saturday, June 20	Montreal	7:05 p.m.	CCN
Tuesday, June 23	Philadelphia	7:35 p.m.	CCN
Wednesday, June 24	Philadelphia	7:35 p.m.	CCN
Thursday, June 25	Philadelphia	7:35 p.m.	CCN
Friday, June 26	at Montreal	6:35 p.m.	KSDK
Saturday, June 27	at Montreal	6:35 p.m.	KSDK
Sunday, June 28	at Montreal	12:35 p.m.	KSDK
Tuesday, June 30	at New York	6:35 p.m.	KSDK
Wednesday, July 1	at New York	6:35 p.m.	KSDK
Friday, July 3	at Atlanta	6:40 p.m.	KSDK
Saturday, July 4	at Atlanta	1:20 p.m.	NBC
Sunday, July 5	at Atlanta	1:10 p.m.	KSDK
Tuesday, July 7	Los Angeles	7:35 p.m.	CCN
Wednesday, July 8	Los Angeles	7:35 p.m.	CCN
Thursday, July 9	San Francisco	7:35 p.m.	CCN
Saturday, July 11	San Francisco	7:05 p.m.	CCN
Friday, July 17	at San Diego	9:05 p.m.	KSDK
Saturday, July 18	at San Diego	2:20 p.m.	NBC
Sunday, July 19	at San Diego	3:05 p.m.	KSDK
Friday, July 24	at San Francisco	9:35 p.m.	KSDK
Sunday, July 26	at San Francisco	2:05 p.m.	KSDK
Tuesday, July 28	New York	7:35 p.m.	CCN
Wednesday, July 29	New York	7:35 p.m.	CCN
Thursday, July 30	New York	7:35 p.m.	CCN
Friday, July 31	Pittsburgh	7:35 p.m.	CCN
Saturday, August 1	Pittsburgh	7:05 p.m.	CCN
Tuesday, August 4	at Montreal	6:35 p.m.	KSDK
Wednesday, August 5	at Montreal	6:05 p.m.	KSDK
Friday, August 7	at Philadelphia	6:35 p.m.	KSDK
Saturday, August 8	at Philadelphia	6:05 p.m.	KSDK
Sunday, August 9	at Philadelphia	12:35 p.m.	KSDK
Wednesday, August 12	at Pittsburgh	6:35 p.m.	KSDK
Thursday, August 13	Philadelphia	7:35 p.m.	CCN
Friday, August 14	Philadelphia	7:35 p.m.	CCN
Saturday, August 15	Philadelphia	7:05 p.m.	CCN
Tuesday, August 18	at Houston	7:35 p.m.	KSDK
Wednesday, August 19	at Houston	7:35 p.m.	KSDK
Friday, August 21	at Cincinnati	6:35 p.m.	KSDK
Saturday, August 22	at Cincinnati	6:05 p.m.	KSDK
Sunday, August 23	at Cincinnati	1:15 p.m.	KSDK
Monday, August 24	Houston	7:35 p.m.	CCN
Tuesday, August 25	Houston	7:35 p.m.	CCN
Friday, August 28	Atlanta	7:35 p.m.	CCN
Saturday, August 29	Atlanta	12:20 p.m.	NBC
Monday, August 31	Cincinnati	7:35 p.m.	CCN
Tuesday, September 1	Cincinnati	7:35 p.m.	CCN
Friday, September 4	San Diego	7:35 p.m.	CCN
Saturday, September 5	San Diego	7:05 p.m.	CCN
Tuesday, September 8	at Montreal	6:35 p.m.	KSDK
Friday, September 11	at New York	6:35 p.m.	KSDK
Saturday, September 12	at New York	1:20 p.m.	NBC
Sunday, September 13	at New York	12:35 p.m.	KSDK
Monday, September 14	at Philadelphia	6:35 p.m.	KSDK
Tuesday, September 15	at Philadelphia	6:35 p.m.	KSDK
Friday, September 18	Chicago	7:35 p.m.	CCN
Saturday, September 19	Chicago	7:05 p.m.	CCN
Monday, September 21	Philadelphia	7:35 p.m.	CCN
Tuesday, September 22	Philadelphia	7:35 p.m.	CCN
Sunday, September 27	at Chicago	1:20 p.m.	KSDK
Tuesday, September 29	Montreal	7:35 p.m.	CCN
Friday, October 2	New York	7:35 p.m.	CCN

NOTES: All times listed are Central Time. Some additional games may be selected by NBC and ABC, and schedule overall is subject to change.

CARDINALS' BROADCASTING — 1987

RADIO

KMOX-Radio, St. Louis, will once again be the flagship station for a network of approximately 115 stations covering surrounding states, broadcasting all 1987 games with commentary by Jack Buck and Mike Shannon.

TELEVISION

KSDK (Channel 5), St. Louis, will again televise 44 Cardinal road games locally, and selected games will be fed to a network. Jay Randolph will be assisted by Buck and Shannon at the microphone.

CENCOM CABLE system will televise 50 Cardinal home games on a pay-per-view basis. The CENCOM games also will be available on a pay basis to other cable systems in the St. Louis area. At the microphone will be Ken Wilson and Al Hrabosky.

CARDINALS' BROADCASTERS



JACK BUCK

Jack Buck has kept baseball fans spellbound with his diction and quick wit since he joined the Cardinals' broadcasting team in 1954. Buck will be paid the ultimate compliment to his skills this summer when he is inducted into the broadcast wing of Baseball's Hall of Fame, as the Ford C. Frick Award winner.

The native of Holyoke, MA, who received a Bachelor of Arts degree from Ohio State, got his start in baseball, broadcasting the play-by-play for St. Louis' minor league clubs at Columbus and Rochester.

Jack, KMOX's sports director, has been involved at one time or another in the broadcasting of almost every sports event imaginable. He has received much acclaim for his work as the voice of the National Football League and also handled the first telecast of the old American Football League.



MIKE SHANNON

Mike Shannon enters his 16th season in the Cardinals' broadcast booth. His nine years as a Cardinal player and one-year in the front office of the Redbirds gives Mike a unique insight to his commentary and color, which is only heightened by the zeal for the game.

The 47-year-old native of St. Louis, first made it to the big leagues in 1962 and went on to star on the Cardinals' World Championship teams of 1964 and 1967 and their National League pennant winner in 1968.

Mike joined the Cardinals front office as assistant director of promotions and sales in 1971. His career had been cut short in 1970 by nephritis, a rare kidney disease.



JAY RANDOLPH

Jay Randolph, one of the best known and most versatile sportscasters in America, returns for his 15th season of Cardinal telecasts on KSDK. He has long been recognized for his work on NBC network telecasts of both professional and college football, basketball, bowling and his specialty, golf.

Randolph, a graduate of Salem (WV) College, got his start in broadcasting as sports and promotions director of WHAR in Clarksburg, West Virginia. He moved on to Dallas in the early 60's where he handled play-by-play chores for the Dallas Cowboys before settling in St. Louis in 1966.

CARDINALS' BROADCASTERS (Continued)



AL HRABOSKY

Al Hrabosky has made a smooth transition, going from one of St. Louis' best loved athletes as "the Mad Hungarian" of the Cardinals' bullpen of the 1970's to one of the town's favorite broadcasters of the 1980's.

Hrabosky's fast rise in the broadcasting field comes as no surprise. During his 13-year Major League career, that saw Al pileup 97 career saves and earn Fireman of the Year honors in 1975, he was already preparing himself for broadcasting by working as a sportscaster for a St. Louis TV station.



KEN WILSON

Ken Wilson is a veteran broadcaster who knows how to capture the magic moments in a baseball season to their fullest. His calls of Pete Rose's 4,192 career hit in 1985 and Tom Herr's game-winning ninth-inning home run down the stretch in the Cardinals 1985 pennant drive will long bring chills to baseball fans.

Wilson, a native of Detroit and a graduate of the University of Michigan, has called baseball play-by-play during his career for the Hawaii Islanders of the Pacific Coast League, the Seattle Mariners and the Cincinnati Reds in

addition to his work with the Cardinals the past two seasons.

Ken is also recognized as one of the top hockey play-by-play men and handles those chores for ESPN's hockey telecasts.

BUSCH STADIUM

Busch Stadium, the home of the St. Louis Cardinals, was officially opened on May 12, 1966. Since that time, the facility has become the focal point of an extensive downtown St. Louis redevelopment effort which has resulted in millions of dollars in new office buildings, hotels, shopping complexes, parking garages and other facilities, including the Bowling Hall of Fame and Museum.

Busch Stadium is owned and operated by Civic Center Corporation, one of the Anheuser-Busch Companies, Inc. Anheuser-Busch, originally the largest single investor in the corporation which constructed Busch Stadium, purchased the remaining shares of stock in 1981 and now operates Busch Stadium and other Civic Center properties.

Anheuser-Busch and Civic Center Corporation have made a number of additions and improvements to the facility since it was acquired in 1981, adding to the fans' total entertainment experience.

The most recent major improvement was a massive seating replacement and installation project which began in August of last year and was completed just prior to the Cardinals' 1987 home opener. All of Busch Stadium's original seats were replaced with new ones and additional seats were added. Permanent seating for baseball is now over 53,000 and over 54,000 for football. The color of the new seats is red.

Prior to the start of the baseball season in 1986, the installation of a closed-circuit television monitor system was completed in Busch Stadium at selected concession stands. The new television monitors allow fans to watch live game action and replays while visiting the stands. Also in 1986, the enlargement and complete renovation of Busch Stadium's 39 Deluxe Box Suites took place.

In 1984 a new Astro Turf field surface covering was installed. The new turf is Astro Turf-8, a permeable covering which permits water to flow through the turf to a system of underground drains, alleviating rain delays and time-consuming vacuuming of water from the field surface. The stadium installed its first Astro Turf field in 1969.

Another major addition was the installation of a new, state-of-the-art scoreboard system. Erected in 1983 prior to the baseball season, the scoreboard system features a 22' x 30' color video CRT board with replay capabilities and a black and white matrix board with animation capabilities.

A new metal halide lighting system was also installed in 1983 to improve the fans' viewing of the game.

Since the first event was held in Busch Stadium (when the Cardinals defeated the Atlanta Braves, 4-3, in 12 innings on May 12, 1966) over 52 million people have passed through the

BUSCH STADIUM (Continued)

stadium's turnstiles to view professional baseball, football, soccer as well as collegiate, high school and amateur sporting events, and a variety of other entertainment events, including circuses and concerts.

The St. Louis Sports Hall of Fame is located within Busch Stadium. The entrance is on level 3 of the stadium near gate 6.

The stadium's basic structure is concrete, with the exception of the movable seating sections, which are steel. The nearly circular stadium has an outside diameter of approximately 800 feet, and covers an area of more than 12 acres.

Busch Stadium is essentially a two-deck stadium, with approximately half the seats in each deck. Seats completely surround the playing field with no posts or columns to obscure the spectator's view. Two sections of 3,600 seats each can be moved from a position along the first and third base lines to a position parallel to the football field.

The playing field at Busch Stadium is from 10 to 30 feet lower than the surrounding streets. Spectators move from the entrance level either up or down to the seating area. There are eight major entrances.

BUSCH STADIUM GROUND RULES

OUTFIELD AREA

Fair ball hitting above yellow line in left and right fields — HOME RUN. Ball hitting on or below yellow line is IN PLAY. Ball hitting on fly in basket attached to wall in left or right field — HOME RUN.

Fair ball bounding into field boxes, bleachers or enclosed area in left or right field corners or going through or under fences — TWO BASES.

DUGOUTS

Ball rolling onto top step of dugouts (which are at ground level) is IN PLAY.

Photographer's area on outfield end of each dugout shall be regarded as part of the dugout.

Ball thrown by pitcher from the rubber to catch baserunner off first or third base that goes into stand or dugout — ONE BASE.

A pitch, thrown or batted ball that hits anyone on the playing field except as otherwise provided for in the Official Rules is IN PLAY.

Any batted ball hitting automatic tarpaulin container would be a FOUL BALL.

Ball going through wire behind plate or lodging in it — ONE BASE on throw by pitcher — TWO BASES on throw by fielder.

BUSCH STADIUM FIRSTS

Game	5/12/66, Cards 4, Braves 3
Batter	Felipe Alou, Braves
Hit	Gary Geiger, Braves, Single
Run	Jerry Buchek
Double	Gary Geiger, Braves
Triple	Julian Javier, 5/13/66
Home Run	Mike Shannon
RBI	Mike Shannon
Stolen Base	Lou Brock, 5/15/66
Winning Pitcher	Don Dennis
Losing Pitcher	Phil Niekro
Save	Nellie Briles, 5/15/66
Walk	Hank Aaron by Ray Washburn
Strikeout	Eddie Mathews by Washburn
Two HR Game	Felipe Alou, Braves
Three HR Game	Larry Parrish, Expos, 5/29/77
Grand Slam	Curt Flood, 5/25/66
Inside Park HR	Dal Maxvill, 7/17/67

CARDINALS' ATTENDANCE RECORDS

TEN LARGEST BUSCH STADIUM CROWDS

1. 50,548 vs. New York (D), September 14, 1975
2. 50,340 vs. Chicago (N), July 2, 1977
3. 49,898 vs. Chicago (N), June 18, 1983
4. 49,743 vs. Atlanta (day doubleheader), June 23, 1968
5. 49,467 vs. Chicago (twi-night doubleheader), August 10, 1979
6. 49,231 vs. Chicago (N), June 22, 1985
7. 49,093 vs. San Francisco (N), August 12, 1967
8. 49,062 vs. Atlanta (N), May 8, 1982
9. 49,027 vs. San Diego (N), June 6, 1970
10. 48,869 vs. Chicago (N), June 9, 1984

ATTENDANCE HIGHS

- Season at Home 2,637,563 in 1985
Season on the Road 1,912,919 in 1983
All-Star Game 49,936 on July 12, 1966
World Series 54,692 vs. Detroit, October 2, 3, 9 and 10, 1968
54,575 vs. Boston, October 7, 8 and 9, 1967

FIVE SMALLEST BUSCH STADIUM CROWDS

1. 3,380 vs. New York (D), September 27, 1972
2. 3,912 vs. New York (N), September 21, 1978
3. 4,397 vs. Montreal (N), September 26, 1977
4. 4,504 vs. Montreal (D), September 30, 1978
5. 4,595 vs. Montreal (N), September 9, 1976

FRESH LOOK IN SEATING FOR 1987

Over the off-season all new red seats were installed at Busch Stadium. They replace the original seats which had been in use since the ballpark opened in 1966. The new seats are of the latest design and have ultra-violet ray inhibitors to prevent fading, chalking and deterioration. Included in the project was the addition of new rows of seats which adds some 3,000 seats, giving the Cardinals' a new seating capacity for baseball of 53,112.



Busch Stadium Measurements — Left Field Corner, 330; Left-Center, 383; Center, 414; Right-Center, 383; Right Corner, 330; Height of Outfield Walls, 10 feet, 6 inches.

HOW TO ORDER TICKETS BY MAIL

1. Specify date of game or games and the number and price of tickets desired.
2. Make check or money order payable to St. Louis Cardinals. (Please do not send cash or stamps.)
3. Add \$2.00 for postage and handling charges.
4. Mail to: St. Louis Cardinals, P.O. Box 8787, St. Louis, Missouri 63102.
5. Everyone must have a ticket to enter the stadium.

HOW TO ORDER TICKETS BY PHONE

Order individual tickets by phone with your Master or Visa card — just call this special number, 314-421-2400 for tickets. We'll charge your account and mail the tickets directly to you, if time permits, or you can pick them up at the stadium. There will be a \$2.00 handling charge with each telephone order.

SINGLE GAME ADMISSIONS

Box Seats (Field, Loge & Terrace)	\$9.50
Reserved Seat (Loge & Terrace)	\$7.00
General Admission*	\$4.00
Bleachers*	\$3.00

*On sale day of game only.

CARDINALS' HOTELS

CITY	HOTEL	PHONE
Atlanta	Marriott-Marquis	(404) 521-0000
Chicago	Westin Hotel	(312) 943-7200
Cincinnati	Hyatt-Regency	(513) 579-1234
Houston	Westin Galeria	(713) 960-8100
Los Angeles	Hyatt-Regency	(213) 683-1234
Montreal	Centre Sheraton	(514) 878-2000
New York	Grand Hyatt	(212) 883-1234
Philadelphia	Hershey Hotel	(215) 893-1600
Pittsburgh	Vista International	(412) 281-3700
San Diego	Sheraton Harbor Island East	(619) 291-2900
San Francisco	Westin St. Francis	(415) 397-7000

NL 1987 CHAMPIONSHIP SERIES SCHEDULE

LEAGUE CHAMPIONSHIP SERIES BEGINS
THE WEEK OF
OCTOBER 4 IN THE EASTERN DIVISION CITY

1987 WORLD SERIES SCHEDULE

WORLD SERIES BEGINS
THE WEEK OF
OCTOBER 11 IN THE AMERICAN LEAGUE CITY

QUALIFICATIONS AND REGULATIONS

QUALIFICATIONS FOR A BATTING CHAMPION:

Highest batting average and 502 or more plate appearances.

QUALIFICATIONS FOR A PITCHING CHAMPION:

Lowest ERA and 162 or more innings pitched.

PLAYER LIMITS:

40 until opening day, when the number must be reduced to 24 or 25 until September 1, when it again may become 40.

QUALIFICATIONS FOR A SAVE:

A relief pitcher shall be credited with a save when he meets all three of the following conditions:

1. He is the finishing pitcher in a game won by his club, and
2. He is not the winning pitcher, and
3. He qualifies under one of the following conditions:
 - a. He enters the game with lead of no more than three runs and pitches for at least one inning, or
 - b. He enters the game with potential tying run either on base, at-bat, or on deck (that is, the potential tying run is either already on base or is one of the first two batsmen he faces), or
 - c. He pitches effectively for at least three innings.

DETERMINING BATTING AVERAGE:

Divide the number of at-bats into the number of hits.

DETERMINING AN EARNED-RUN-AVERAGE:

Multiply the number of earned runs by nine; take the number and divide it by the number of innings pitched.

TRADING REGULATIONS:

Trades may be made with any other major league club in the period from the end of the championship season through July 31 without waivers. Waivers are required, however:

1. If the assignment is to another major league club: From August 1 to the end of the season.
2. If assignment is to a minor league club, with right of recall, at any time after 3 years from the date the player first reported to a major league club during a championship season.
3. If assigned to a minor league club without right of recall, after acquiring 3 years service: At any time during the year.
4. If assigned to a minor league club, without right of recall, at any time prior to acquiring three years of service, special waivers are required between September 1 and the opening of the following season. If player is claimed, request may be withdrawn. If no claims are made, club has 7-day period in which to make assignment to minor leagues.

QUALIFICATIONS FOR A "ROOKIE":

A player shall be considered a rookie unless, during a previous season or seasons, he has (a) exceeded 130 at-bats or 50 innings pitched in the major leagues; or (b) accumulated more than 45 days on the active roster of a major league club or clubs during the period of the 25-player limit (excluding time in military service).

DETERMINING THE MAGIC NUMBER:

Determine the number of games yet to be played, add one, then subtract the number of games ahead in the lost column of the standings from the closest opponent.

QUALIFICATIONS FOR A FIELDING CHAMPIONSHIP:

Highest fielding average and (a) catcher must have played in at least 81 games; (b) infielder or outfielder must have played in at least 108 games; and (c) pitcher must have 162 innings pitched.

CONSECUTIVE-GAME HITTING STREAK:

A consecutive-game hitting streak shall not be terminated if all the player's plate appearances result in a walk, hit batsman, defensive interference or a sacrifice bunt. The streak shall terminate if the player has a sacrifice fly and no hit.

CONSECUTIVE-GAME PLAYING STREAK:

A consecutive-game playing streak shall extend if the player plays one half-inning on defense, or if he completes a time at bat by reaching base or being put out. A pinch-running appearance only shall not extend the streak. If a player is ejected from a game by an umpire before he can comply with the requirements of this rule, his streak shall continue.

CARDINALS' ALL-TIME COACHES LIST

Tony Aulerio	1973	Billy Muffett	1967-70
Joe Becker	1965-66	Greasy Neale	1929
Vern Benson	1961-64, 1970-75	Charley O'Leary	1913-17
Ray Blades	1930-32, 1951	Jack Onslow	1928
Ken Boyer	1971-72	Claude Osteen	1977-80
Walker Cooper	1957	Heinie Peitz	1913
Joe Cunningham	1982	Howie Pollet	1959-64
Preston Gomez	1976	Bill Posedel	1954-57
Mike Gonzalez	1934-46	Jamie Quirk	1984
Stan Hack	1957-58	Dave Ricketts	1974-75, 1978-86
Rich Hacker	1986	John Riddle	1952-55
Chuck Hiller	1981-1983	Mike Roarke	1986
Al Hollingsworth	1957-58	Sonny Ruberto	1977-78
Johnny Hopp	1956	Mike Ryba	1951-54
Darrell Johnson	1960-61	Red Schoendienst	1962-64, 1979-86
Lou Kahn	1954-55	Barney Schultz	1971-75
Ray Katt	1959-61	Joe Schultz	1963-68
Tony Kaufmann	1947-50	Burt Shotton	1923-25
Johnny Keane	1959-61	Dick Sisler	1966-70
Bill Killefer	1926	Hal Smith	1962
George Kissell	1969-75	Al Sothoron	1927-28
Hub Kittle	1981-83	Joe Sugden	1921-25
Darold Knowles	1983	Lee Thomas	1972, 1983
Fred Koenig	1976	Ray Thomas	1922
Jack Krol	1977-80	Tim Thompson	1981
Hal Lanier	1981-85	Tink Turner	1924
Johnny Lewis	1973-76, 1984-86	Mickey Vernon	1965
Nick Leyva	1984-86	Dixie Walker	1953, 1955
Marty Marion	1950	Harry Walker	1959-62
Dal Maxvill	1979-80	Buzzy Wares	1930-35, 51
Bill McKechnie	1927	Otto Williams	1926
Bob Milliken	1965-70, 1976	Bart Zeller	1970
Terry Moore	1949-52, 1956-58	Tom Zimmer	1976
Mo Mozzali	1977-78		

CARDINALS ALL-TIME ROSTER

Includes all players who have participated in one or more official National League games with the Cardinals starting with the 1892 season and including the 1986 season

A	Dwain Anderson 1972-73	Art Ball 1894
Ody Abbott 1910	Ferrell Anderson 1953	Jimmy Bannon 1893
Ted Abernathy 1970	George Anderson 1918	Jap Barbeau 1909-10
Babe Adams 1906	John Anderson 1962	George Barclay 1902-04
Buster Adams 1939, 43, 45-46	Mike Anderson 1976-78	Ray Bare 1972, 74
Joe Adams 1902	John Andrews 1973	Clyde Barfoot 1922-23
Sparky Adams 1930-33	Nate Andrews 1937	Greg Bargar 1986-
Jim Adduci 1983	Joaquin Andujar 1981-85	Mike Barlow 1975
Henry Adkinson 1895	Pat Ankenman 1936	Frank Barnes 1957-58, 60
Tommie Agee 1973	John Antonelli 1944-45	Frank Barrett 1939
Eddie Ainsmith 1921-23	Harry Arndt 1905-07	Red Barrett 1945-46
Cy Alberts 1910	Luis Arroyo 1955	Shad Barry 1906-08
Grover Alexander 1926-29	Rudy Arroyo 1971	Dave Bartosch 1945
Ethan Allen 1933	Dennis Aust 1965-66	Frank Bates 1899
Neil Allen 1983-85	Benny Ayala 1977	Ed Bauta 1960-63
Richie Allen 1970		John Baxter 1907
Ron Allen 1972	B	Johnny Beall 1918
Matty Alou 1971-73	Les Backman 1909-10	Ralph Beard 1954
Tom Alston 1954-57	Bill Bailey 1921-22	Jim Beauchamp 1963, 70-71
Walter Atston 1936	Doug Bair 1981-83, 85	Johnny Beazley 1941-42, 46
George Altman 1963	Doug Baird 1917-19	Zinn Beck 1913-16
Luis Alvarado 1974, 76	Dave Bakenhaster 1964	Jake Beckley 1904-07
Brant Alyea 1972	Bill Baker 1948-49	Bill Beckmann 1942
Ruben Amaro 1958	Steve Baker 1983	Fred Beebe 1906-09
Red Ames 1915-19	O.F. Baldwin 1908	Ed Beecher 1897
Craig Anderson 1961		Clarence Beers 1948

Hi Bell 1924, 26-27, 29-30
Les Bell 1923-27
Joe Benes 1931
Pug Bennett 1906-07
Vern Benson 1951-53
Sid Benton 1922
Augie Bergamo 1944-45
Jack Berly 1924
Joe Bernard 1909
Frank Bertaina 1970
Harry Berte 1903
Bob Beschler 1915-17
Frank Betcher 1910
Hal Betts 1903
Bruno Betzel 1914-18
Jim Bibby 1972-73
Lou Bierbauer 1897-98
Steve Bilko 1949-54
Dick Billings 1974-75
Frank Bird 1892
Ray Blades 1922-28, 30-32
Harry Blake 1899
Sheriff Blake 1937
Coonie Blank 1909
Don Blasingame 1955-59
Johnny Blatnik 1950
Buddy Blattner 1942
Bob Blaylock 1956
Gary Blaylock 1959
John Bliss 1908-12
Clyde Bloomfield 1963
Charlie Boardman 1915
Joe Boever 1985-86
Sammy Bohne 1916
Dick Bokelmann 1951-53
Bill Bolden 1919
Don Bollweg 1950-51
Bobby Bonds 1980
Frank Bonner 1895
Pedro Borbon 1980
Frenchy Bordagaray
1937-38
Rick Bosetti 1977
Jim Bottomley 1922-32
Bob Bowman 1939-40
Cloyd Boyer 1949-52
Ken Boyer 1955-65
Buddy Bradford 1975
Dave Brain 1903-05
Harvey Branch 1962
Jackie Brandt 1956
Kitty Brashear 1902
Joe Bratcher 1924
Steve Braun 1981-85
Al Brazle 1943, 46-54
Harry Brecheen 1940,
43-52
Ted Breitenstein 1892-96,
1901
Herb Bremer 1937-39
Roger Bresnahan 1909-12
Rube Bressler 1932
Ed Bressoud 1967
Marshall Bridges 1959-60
Rocky Bridges 1960
Grant Briggs 1892
Nellie Briles 1965-70
Ed Brinkman 1975
John Brock 1917-18
Lou Brock 1964-79
Steve Brodie 1892-93
Ernie Broglio 1959-64
Herman Bronkie 1918

Jim Brosnan 1958-59
Tony Brottem 1916
Buster Brown 1905-07
Jim Brown 1915
Jimmy Brown 1937-43
Three Finger Brown 1903
Tom Brown 1895
Willard Brown 1894
Byron Browne 1969
Cal Browning 1960
Pete Browning 1894
Glenn Brummer 1981-84
George Brunet 1971
Tom Bruno 1978-79
Ron Bryant 1975
Johnny Bucha 1948
Jerry Buchek 1961, 63-66
Jim Bucher 1938
Dick Buckley 1892-94
Fritz Buelow 1899-1900
Nels Burbrink 1955
Al Burch 1906-07
Bob Burda 1962, 71
Lew Burdette 1963-64
Tom Burgess 1954
Sandy Burk 1912-13
Jimmy Burke 1903-05
John Burke 1899
Leo Burke 1963
Jesse Burkett 1899-1901
Ken Burkhardt 1945-48
John Burnett 1907
Ed Burns 1912
Farmer Burns 1901
Ray Burris 1986
Ellis Burton 1958
Guy Bush 1938
Ray Busse 1973
Art Butler 1914-16
John Butler 1904
Johnny Butler 1929
Bud Byerly 1943-45
Bill Byers 1904
Bobby Byrne 1907-09

C

Al Cabrera 1913
John Calhoun 1902
Jim Callahan 1898
Wes Callahan 1913
Harry Camnitz 1911
Llewellyn Camp 1892
Bill Campbell 1985
Billy Campbell 1905
Dave Campbell 1973
Jim Campbell 1970
Sal Campisi 1969-70
Chris Cannizzaro 1960-61
Doug Capilla 1976-77
Bernie Carbo 1972-73,
79-80
Jose Cardenal 1970-71
Tex Carleton 1932-34
Steve Carlton 1965-71
Duke Carmel 1959-60, 63
Hick Carpenter 1892
Clay Carroll 1977
Cliff Carroll 1892
Kid Carsey 1897-98
Bob Caruthers 1892
Pete Castiglione 1953-54
Danny Cater 1975
Ted Cather 1912-14
Cesar Cedeno 1985
Orlando Cepeda 1966-68
Bill Chambers 1910
Cliff Chambers 1951-53
John Chambers 1937
Charlie Chant 1976
Chappy Charles 1908-09
Tom Cheney 1957
Cupid Childs 1899
Pete Childs 1901
Nels Chittum 1958
Bob Chlupsa 1970-71
Larry Ciaffone 1951
Al Cicotte 1961
Gino Cimoli 1959
Ralph Citarella 1983-84
Doug Clarey 1976
Danny Clark 1927
Jack Clark 1985-
Jim Clark 1911-12
Mike Clark 1952-53
Phil Clark 1958-59
Josh Clarke 1905
Dad Clarkson 1893-95
Doug Clemens 1960-64
Jack Clements 1898
Lance Clemons 1972
Verne Clemons 1919-24
Donn Clendenon 1972
Reggie Cleveland 1969-73
Tony Cloninger 1972
Ed Clough 1924-26
Dick Cole 1951
John Coleman 1895
Percy Coleman 1897
Vince Coleman 1985-
Bill Collins 1892
Phil Collins 1935
Ripper Collins 1931-36
Jackie Collum 1951-53, 56
Bob Coluccio 1978
Joe Connor 1895
Roger Connor 1894-97
Tim Conroy 1986-
Ed Conwell 1911
Duff Cooley 1893-96
Jimmy Cooney 1924-25
Mort Cooper 1938-45
Walker Cooper 1940-45,
56-57
Mays Copeland 1935
Joe Corbett 1904
Roy Corhan 1916
Pat Corrales 1966
Frank Corridon 1910
Jim Cosman 1966-67
Tom Coulter 1969
John Coveney 1903
Bill Cox 1936
Danny Cox 1983-
Estel Crabtree 1933, 41-42
Roger Craig 1964
Doc Crandall 1913
Forrest Crawford 1906-07
Glenn Crawford 1945
Pat Crawford 1933-34
Willie Crawford 1976
Jack Creel 1945
Bernie Creger 1947
Creepy Crespi 1938-42

Lou Criger 1899-1900
Jack Crimian 1951-52
John Crooks 1892-93,98
Ed Crosby 1970,72-73
Jeff Cross 1942,46-48
Lave Cross 1898-1900
Monte Cross 1896-97
Bill Crouch 1941
George Crowe 1959-61
Walton Cruise 1914,16-19
Gene Crumling 1945
Cirilio Cruz 1973
Hector Cruz 1973,1975-77
Jose Cruz 1970-74
Mike Cuellar 1964
George Culver 1970
John Cumberland 1972
Joe Cunningham 1954,
56-61
Ray Cunningham 1931-32
Nig Cuppy 1899
Clarence Currie 1902-03
Murphy Currie 1916
John Curtis 1974-76

D

John D'Acquisto 1977
Gene Dale 1911-12
Jack Damaska 1963
Pete Daniels 1898
Rolla Daringer 1914-15
Alvin Dark 1956-58
Vic Davalillo 1969-70
Jerry Davanon 1969-70,
74, 77
Curt Davis 1938-40
Jim Davis 1957
Kiddo Davis 1934
Ron Davis 1968
Spud Davis 1928,34-36
Willie Davis 1975
Boots Day 1969
Pea Ridge Day 1924-25
Ken Dayley 1984-
Cot Deal 1950
Dizzy Dean 1930,32-37
Paul Dean 1934-39
George Decker 1898
Tony DeFate 1917
Rube DeGroff 1905-06
Ivan DeJesus 1985
Joe Delahanty 1907-09
Bill DeLancey 1932, 34-35,
40
Art Delaney 1924
Luis DeLeon 1981
Bobby Del Greco 1956
Eddie Delker 1929,31-32
Wheezer Dell 1912
Frank Demaree 1943
Harry DeMiller 1892
Lee DeMontreville 1903
Don Dennis 1965-66
John Denny 1974-79
Paul Deringer 1931-33
Russ Derry 1949
Joe DeSa 1980
Leo Dickerman 1924-25
Murry Dickson 1939-40,
42-43, 46-48, 56-57

Chuck Diering 1947-51
Larry Dierker 1977
Pat Dillard 1900
Pickles Dillhoeter 1919-21
Mike Dimmel 1979
Dutch Distel 1918
Bill Doak 1913-24,29
George Dockins 1945
Cozy Dolan 1914-15
John Dolan 1893
Red Donahue 1895-97
She Donahue 1904
Jim Donely 1898
Mike Donlin 1899-1900
Blix Donnelly 1944-46
Patsy Donovan 1900-03
Klondike Douglas 1896-97
Taylor Douthit 1923-31
Tommy Dowd 1893-98
Dave Dowling 1964
Carl Doyle 1940
Jeff Doyle 1983
Moe Drabowsky 1971-72
Lee Dressen 1914
Rob Dressler 1978
Carl Druhoh 1906-07
Bob Duliba 1959-60,62
Taylor Duncan 1977
Wiley Dunham 1902
Grant Dunlap 1953
John Dunleavy 1903-05
Don Durham 1972
Joe Durham 1959
Leon Durham 1980
Leo Durocher 1933-37
Erv Dusak 1941-42,46-51
Frank Dwyer 1892
Jim Dwyer 1973-75,77-78
Eddie Dyer 1922-27

E

Bill Earley 1986
George Earnshaw 1936
Jack Easton 1892
Rawly Eastwick 1977
Johnny Echols 1939
Al Eckert 1935
Joe Edelen 1981
Johnny Edwards -1968
Wish Egan 1905-06
Red Ehret 1895
Harry Elliott 1953
Jim Ellis 1969
Rube Ellis 1909-12
Bones Ely 1893-95
Bill Endicott 1946
Del Ennis 1957-58
Charlie Enwright 1909
Hal Epps 1938
Eddie Erault 1953
Duke Esper 1897-98
Chuck Essegian 1959
LeRoy Evans 1897
Steve Evans 1909-13
Bob Ewing 1912
Reuben Ewing 1921

F

Fred Fagin 1895
Ron Fairly 1975-76
Pete Falcone 1976-78
George Fallon 1943-45
Harry Fanok 1963-64
Doc Farrell 1930
John Farrell 1902-05
Jack Faszholz 1953
Bobby Fenwick 1973
Joe Ferguson 1976
Don Ferrarese 1962
Neil Fiala 1981
Mike Fiore 1972
Sam Fishburn 1919
Bob Fisher 1918-19
Chauncey Fisher 1901
Eddie Fisher 1973
Showboat Fisher 1930
Max Flack 1922-25
Tom Flanigan 1958
Curt Flood 1958-69
Tim Flood 1899
Ben Flowers 1955-56
Jake Flowers 1923,26,
31-32
Rich Folkers 1972-74
Curt Ford 1985-
Hod Ford 1932
Bob Forsch 1974-
Alan Foster 1973-74
Jack Fournier 1920-22
Jesse Fowler 1924
Earl Francis 1965
Tito Francona 1965-66
Charlie Frank 1893-94
Fred Frankhouse 1927-30
Herman Franks 1939
George Frazier 1978-80
Joe Frazier 1954-56
Roger Freed 1977-79
Gene Freese 1958
Howard Freigau 1922-25
Benny Frey 1932
Frankie Frisch 1927-37
Danny Frisella 1976
Art Fromme 1906-08
John Fulgham 1979-81
Chick Fullis 1934
Les Fusselman 1952-53

G

Phil Gagliano 1963-70
Del Gainor 1922
Fred Gaiser 1908
Bad News Galloway 1912
Pud Galvin 1892
Bill Gannon 1898
Joe Garagiola 1946-51
Danny Gardella 1950
Glenn Gardner 1945
Art Garibaldi 1936
Mike Garman 1974-75
Debs Garms 1943-45
Wayne Garrett 1978
Charley Gelbert 1929-32,
35-36
Frank Genins 1892
Al Gettel 1955

Charlie Getzein 1892
 Rube Geyer 1910-13
 Bob Gibson 1959-75
 Billy Gilbert 1908-09
 George Gilham 1920-21
 Frank Gilhooley 1911-12
 Carden Gillenwater 1940
 George Gilpatrick 1898
 Hal Gilson 1968
 Dave Giusti 1969
 Jack Glasscock 1892-93
 Tommy Glaviano 1949-52
 Kid Gleason 1892-94
 Bob Glenn 1920
 Harry Glenn 1915
 John Glenn 1960
 Danny Godby 1974
 Roy Golden 1910-11
 Hal Goldsmith 1929
 Jose Gonzalez 1984
 Julio Gonzalez 1981-82
 Mike Gonzalez 1915-18,
 24-25, 31-32
 Bill Goodenough 1893
 Marv Goodwin 1917, 19-22
 George Gore 1892
 Herb Gorman 1952
 Hank Gornicki 1941
 Julio Gotay 1960-62
 Al Grabowski 1929-30
 Mike Grady 1897, 1904-06
 Alex Grammas 1954-56,
 59-62
 Wayne Granger 1968, 73
 Mudcat Grant 1969
 Dick Gray 1959-60
 Bill Greason 1954
 David Green 1981-84
 Gene Green 1957-59
 Bill Greif 1976
 Tim Greisenbeck 1920
 Tom Grieve 1979
 Sandy Griffin 1893
 Bob Grim 1960
 Burleigh Grimes 1930-31,
 33-34
 John Grimes 1897
 Charlie Grimm 1918
 Dan Griner 1912-16
 Marv Grissom 1959
 Dick Groat 1963-65
 Johnny Grodzicki 1941,
 46-47
 Joe Grzenda 1972
 Mario Guerrero 1975
 Harry Gumbert 1941-44
 Joe Gunson 1893
 Don Gutteridge 1936-40
 Santiago Guzman 1969-72

H

Bob Habenicht 1951
 Jim Hackett 1902-03
 Harvey Haddix 1952-56
 Chick Hafey 1924-31
 Casey Hageman 1914
 Kevin Hagen 1983-84
 Joe Hague 1968-72
 Don Hahn 1975
 Fred Hahn 1952

Hal Haid 1928-30
 Ed Haigh 1892
 Jesse Haines 1920-37
 Charley Hall 1916
 Russ Hall 1898
 Bill Hallahan 1925-26,
 29-36
 Bill Hallman 1897
 Dave Hamilton 1978
 Fred Haney 1929
 Larry Haney 1973
 Dick Harley 1897-98
 Bob Harmon 1909-13
 Chuck Harmon 1956-57
 Brian Harper 1985
 George Harper 1928
 Jack Harper 1900-01
 Ray Harrell 1935, 37-38
 Vic Harris 1976
 Bill Hart 1896-97
 Chuck Hartenstein 1970
 Fred Hartman 1897
 Andy Hassler 1984-85
 Grady Hatton 1956
 Arnold Hauser 1910-13
 Bill Hawke 1892-93
 Pink Hawley 1892-94
 Doc Hazleton 1901-02
 Francis Healy 1934
 Bunny Hearn 1910-11
 Jim Hearn 1947-50
 Mike Heath 1986
 Cliff Heathcote 1918-22
 Jack Heidemann 1974
 John Heidrick 1899-1901
 Tom Heintzelman 1973-74
 Bob Heise 1974
 Clarence Heise 1934
 Charlie Hemphill 1899
 Solly Hemus 1949-56, 59
 George Hendrick
 1978-1984
 Harvey Hendrick 1932
 Roy Henshaw 1938
 Keith Hernandez 1974-83
 Larry Herndon 1974
 Tom Herr 1979-
 Neal Hertweck 1952
 Ed Heusser 1935-36
 Mike Heydon 1901
 Jim Hickman 1974
 Jim Hicks 1969
 Irv Higginbotham 1906,
 08-09
 Dennis Higgins 1971-72
 Festus Higgins 1909-10
 Andy High 1928-31
 Palmer Hildebrand 1913
 Tom Hilgendorf 1969-70
 Carmen Hill 1929-30
 Hugh Hill 1904
 Marc Hill 1973-74
 John Himes 1905-06
 Bruce Hitt 1917
 Glen Hobbie 1964
 Ed Hock 1920
 Art Hoelskoetter 1905-08
 Joe Hoerner 1966-69
 Marty Hogan 1894-95
 Mul Holland 1929
 Ed Holly 1906-07
 Wattie Holm 1924-29, 32
 H. Ducky Holmes 1898

J. Ducky Holmes 1906
 Don Hood 1980
 Sis Hopkins 1907
 Johnny Hopp 1939-45
 Bill Hopper 1913-14
 Rogers Hornsby 1915-26,
 33
 Oscar Horstmann 1917-19
 Rick Horton 1984-
 Paul Householder 1984
 John Houseman 1897
 Doug Howard 1975
 Earl Howard 1918
 Art Howe 1984-85
 Roland Howell 1912
 Bill Howerton 1949-51
 Al Hrabosky 1970-77
 Jimmy Hudgens 1923
 Charles Hudson 1972
 Frank Huelsman 1897
 Miller Huggins 1910-16
 Dick Hughes 1966-68
 Terry Hughes 1973
 Tom Hughes 1959
 Jim Hughey 1898
 Rudy Hulswitt 1909-10
 Bob Humphreys 1963-64
 Ben Hunt 1913
 Joel Hunt 1931-32
 Randy Hunt 1985
 Ron Hunt 1974
 Herb Hunter 1921
 Steve Huntz 1967
 Walter Huntzinger 1926
 Clint Hurdle 1986
 Ira Hutchinson 1940-41
 Bill Hutchison 1897
 Ham Hyatt 1915
 Pat Hynes 1903

I

Dane Iorg 1977-84
 Walt Irwin 1921

J

Ray Jablonski 1953-54, 59
 Al Jackson 1966-67
 Larry Jackson 1955-62
 Mike Jackson 1971
 Elmer Jacobs 1919-20
 Tony Jacobs 1955
 Bob James 1909
 Charlie James 1960-64
 Hal Janvrin 1919-21
 Hi Jasper 1916
 Larry Jaster 1965-68
 Julian Javier 1960-71
 Hal Jeffcoat 1959
 Adam Johnson 1918
 Alex Johnson 1966-67
 Billy Johnson 1951-53
 Bob Johnson 1969
 Darrell Johnson 1960
 Jerry Johnson 1970
 Ken Johnson 1947-50
 Si Johnson 1936-38
 Syl Johnson 1926-33

Cowboy Jones 1899-1901
Gordon Jones 1954-56
Howie Jones 1921
Nippy Jones 1946-51
Red Jones 1940
Sam Jones 1957-58, 63
Bubber Jonnard 1929
Mike Jorgensen 1984-85
Lyle Judy 1935
Al Jurisich 1944-45
Skip Jutze 1972

K

Jim Kaat 1980-83
Ed Karger 1906-08
Eddie Kasko 1957-58
Ray Katt 1956, 58-59
Tony Kaufmann 1927-28,
30-31, 35
Marty Kavanagh 1918
Eddie Kazak 1948-52
Bob Keely 1944-45
Vic Keen 1926-27
Jeff Keener 1982-83
Bill Keister 1900
John Kelleher 1912
Mick Kelleher 1972-73, 75
Alex Kellner 1959
Win Kellum 1905
Bill Kelly 1910
John Kelly 1907
Jim Kennedy 1970
Terry Kennedy 1978-80
Matt Keough 1985
Kurt Kepshire 1984-86
George Kernek 1965-66
Don Kessinger 1976-77
Newt Kimball 1940
Hal Kime 1920
Wally Kimmick 1919
Ellis Kinder 1956
Charlie King 1959
Jim King 1957
Lynn King 1935-36, 39
Walt Kinlock 1895
Tom Kinslow 1898
Mike Kircher 1920-21
Bill Kissinger 1895-97
Lou Klein 1943, 45-46, 49
Nub Kleinke 1935
Ron Kline 1960
Rudy Kling 1902
Clyde Kluttz 1946
Alan Knicely 1986
Jack Knight 1922
Mike Knode 1920
Darold Knowles 1979-80
Willis Koenigsmark 1919
Gary Kolb 1960, 62-63
Ed Konetchy 1907-13
Jim Konstanty 1956
George Kopshaw 1923
Ernie Koy 1940-41
Lew Krausse 1973
Kurt Krieger 1949
Howie Krist 1937-38,
41-43, 46
Otto Krueger 1900-02
Ted Kubiak 1971
Willie Kuehne 1892

Ryan Kurosaki 1975
Whitey Kurowski 1941-49
Bob Kuzava 1957

L

Mike Laga 1986-
Lerrin LaGrow 1976
Jeff Lahti 1982-
Eddie Lake 1939-41
Steve Lake 1986-
Bud Lally 1897
Jack Lamabe 1967
Fred Lamline 1915
Hobie Landrith 1957-58
Don Landrum 1960-62
Tito Landrum 1980-83, 84-
Don Lang 1948
Max Lanier 1938-46, 49-51
Paul LaPalme 1955-56
Dave LaPoint 1981-84
Ralph LaPointe 1948
Bob Larmore 1918
Lyn Lary 1939
Don Lassetter 1957
Arlie Latham 1896
Mike LaValliere 1985-
Doc Lavan 1919-24
Tom Lawless 1985-
Brooks Lawrence 1954-55
Tom Leahy 1905
Leron Lee 1969-71
Jim Lentine 1978-80
Barry Lersch 1974
Roy Leslie 1919
Dan Lewandowski 1951
Bill Lewis 1933
Johnny Lewis 1964
Sixto Lezcano 1981
Don Liddle 1956
Gene Lillard 1940
Bob Lillis 1961
Johnny Lindell 1950
Jim Lindeman 1986-
Jim Lindsey 1929-34
Royce Lint 1954
Larry Lintz 1975
Frank Linzy 1970-71
Mark Littell 1978-82
Jeff Little 1980
Dick Littlefield 1956
John Littlefield 1980
Carlisle Littlejohn 1927-28
Danny Litwhiler 1943-44,
46
Paddy Livingston 1917
Lary Locke 1962
Whitey Lockman 1956
Bill Lohrman 1942
Jeoff Long 1963-64
Tommy Long 1915-17
Art Kopatka 1945
Aurelio Lopez 1978
Joe Lotz 1916
Lynn Lovenguth 1957
John Lovett 1903
Grover Lowdermilk 1909
Lou Lowdermilk 1911-12
Peanuts Lowrey 1950-54
Con Lucid 1897
Bill Ludwig 1908

Memo Luna 1954
Ernie Lush 1910
Johnny Lush 1907-10
Bill Lyons 1983
Denny Lyons 1895
George Lyons 1920
Hersh Lyons 1941

M

Bob Mabe 1958
Ken MacKenzie 1963
Johnny Mackinson 1955
Max Macon 1938
Bill Magee 1901
Lee Magee 1911-14
Sal Maglie 1958
Art Mahaffey 1966
Mike Mahoney 1898
Duster Mails 1925-26
Jim Mallory 1945
Gus Mancuso 1928, 30-32,
41-42
Les Mann 1921-23
Fred Manrique 1986
Rabbit Maranville 1927-28
Walt Marbet 1913
Marty Marion 1940-50
Roger Maris 1967-68
Fred Marolewski 1953
Charlie Marshall 1941
Doc Marshall 1906-08
Joe Marshall 1906
Freddie Martin 1946, 49-50
John Martin 1980-83
Morrie Martin 1957-58
Pepper Martin 1928,
30-40, 44
Stu Martin 1936-40
Marty Martinez 1972
Silvio Martinez 1978-81
Teddy Martinez 1975
Ernie Mason 1894
Greg Mathews 1986-
Wally Mattick 1918
Gene Mauch 1952
Harry Maupin 1898
Dal Maxvill 1962-72
Jakie May 1917-21
Jack McAdams 1911
Ike McAuley 1917
Bake McBride 1973-77
George McBride 1905-06
Pete McBride 1899
Joe McCarthy 1906
Lew McCarty 1920-21
Tim McCarver 1959-61,
63-69, 73-74
Pat McCauley 1893
Billy McCool 1970
Jim McCormick 1892
Harry McCurdy 1922-23
Lindy McDaniel 1955-62
Von McDaniel 1957-58
Mickey McDermott 1961
Mike McDermott 1897
John McCougai 1895-96
Sandy McDougal 1905
Will McEnaney 1979
Guy McFadden 1895
Chappie McFarland 1902-06

Ed McFarland 1896-97
Dan McGann 1900-01
Bill McGee 1935-41
Willie McGee 1982-
Dan McGeehan 1911
Jim McGinley 1904-05
Lynn McGlothen 1974-76
Stoney McGlynn 1906-08
Bob McGraw 1927
John McGraw 1900
Mark McGrillis 1892
Austin McHenry 1918-22
Otto McIver 1911
Ed McKean 1899
Ralph McLaurin 1908
Larry McLean 1904
Jerry McNertney 1971-72
Lee Meadows 1915-19
Joe Medwick 1932-40,
47-48
Sam Mejias 1976
Luis Melendez 1970-76
Steve Melter 1909
Ted Menze 1918
John Mercer 1912
Lloyd Merritt 1957
Sam Mertes 1906
Steve Mesner 1941
Clarence Metzger 1977-78
Bert Meyers 1896
Ed Mickelson 1950
Ed Mierkowicz 1950
Larry Miggins 1948
Pete Mikkelsen 1968
Eddie Miksis 1957
Bob Miller 1957, 59-61
Charlie Miller 1913-14
Doggie Miller 1894-95
Dots Miller 1914-17, 19
Dusty Miller 1899
Eddie Miller 1950
Elmer Miller 1912
Stu Miller 1952-54, 56
Buster Mills 1934
Larry Milton 1903
Minnie Minoso 1962
Clarence Mitchell 1928-30
Johnny Mize 1936-41
Vinegar Bend Mizell 1952-
53, 56-60
Herb Moford 1955
Fritz Mollwitz 1919
Wally Moon 1954-58
Jim Mooney 1933-34
Donnie Moore 1980
Gene Moore 1933-35
Randy Moore 1937
Terry Moore 1935-42,
46-48
Tommy Moore 1975
Whitey Moore 1942
Jerry Morales 1978
Bill Moran 1892
Charley Moran 1903
Forrest More 1909
Bobby Morgan 1956
Eddie Morgan 1936
Joe Morgan 1964
Gene Moriarity 1892
John Morris 1986-
Walter Morris 1908
Hap Morse 1911
Walt Moryn 1960-61

Mike Mowrey 1909-13
Heinie Mueller 1920-26
Billy Muffett 1957-58
Jerry Mumphrey 1974-79
George Munger 1943-44,
46-52
Les Munns 1936
Steve Mura 1982
Simmy Murch 1904-05
Tim Murchison 1917
Wilbur Murdoch 1908
Ed Murphy 1901-03
Howard Murphy 1909
Mike Murphy 1912
Morgan Murphy 1896-97
Soldier Boy Murphy 1902
Tom Murphy 1973
Red Murray 1906-08
Stan Musial 1941-44,
46-63
Hy Myers 1923-25
Lynn Myers 1938-39

N

Mike Nagy 1973
Sam Nahem 1941
Sam Narron 1935, 42-43
Ken Nash 1914
Mike Naymick 1944
Mel Nelson 1960, 68-69
Rocky Nelson 1949-51, 56
Art Nichols 1901-03
Kid Nichols 1904-05
Charlie Niebergall 1921,
23-24
Dick Niehaus 1913-15
Bert Niehoff 1918
Bob Nieman 1960-61
Tom Nieto 1984
Tom Niland 1896
Pete Noonan 1906-07
Irv Noren 1957-59
Fred Norman 1970-71
Lou North 1917, 20-24
Ron Northey 1947-49
Joe Nossek 1969-70
Howie Nunn 1959
Rich Nye 1970

O

Rebel Oakes 1910-13
Ken Oberkfell 1977-84
Dan O'Brien 1978-79
Johnny O'Brien 1958
Jack O'Connor 1899-1900
Paddy O'Connor 1914
Ken O'Dea 1942-46
Bob O'Farrell 1925-28, 33
Brusie Ogradowski 1936-37
Bill O'Hara 1910
Tom O'Hara 1906-07
Charley O'Leary 1913
Ed Olivares 1960-61
Gene Oliver 1959, 61-63
Diomedes Olivo 1963
Al Olmsted 1980
Dennie O'Neil 1893

Jack O'Neill 1902-03
Mike O'Neill 1901-04
Jose Oquendo 1986-
Joe Orenco 1939-40
Charlie O'Rourke 1959
Patsy O'Rourke 1908
Tim O'Rourke 1894
Ernie Orsatti 1927-35
Champ Osteen 1908-09
Claude Osteen 1974
Jim Otten 1980-81
Joe Otten 1895
Mickey Owen 1937-40
Rick Ownbey 1984, 86

P

Gene Packard 1917-18
Dick Padden 1901
Don Padgett 1937-41
Phil Paine 1958
Lowell Palmer 1972
Al Papai 1948
Stan Papi 1974
Freddy Parent 1899
Kelly Paris 1982
Harry Parker 1969-71, 75
Roy Parker 1919
Roy Parmelee 1936
Tom Parrott 1896
Stan Partenheimer 1945
Mike Pasquariello 1919
Daryl Patterson 1971
Harry Patton 1910
Gene Paulette 1917-19
Gil Paulsen 1925
George Paynter 1894
George Pearce 1917
Frank Pears 1893
Alex Pearson 1902
Homer Peel 1927
Charlie Peete 1956
Heinie Peitz 1892-95, 1913
Joe Peitz 1892
Orlando Pena 1973-74
Terry Pendelton 1984-
Ray Pepper 1932-33
Hub Perdue 1914-15
Pol Perritt 1912-14
Pat Perry 1985-
Bill Pertica 1921-23
Jeff Pfeffer 1921-24
Ed Phelps 1909-10
Ed Phillips 1953
Mike Phillips 1977-80
Bill Phyle 1906
Ron Piche 1966
Charlie Pickett 1910
George Pickney 1892
Vada Pinson 1969
Cotton Pippen 1936
Tim Plodinec 1972
Tom Poholsky 1950-51,
54-56
Howie Pollet 1941-43,
46-51
Bill Popp 1902
Darrell Porter 1981-85
J W Porter 1959
Mike Potter 1976-78
Nels Potter 1936

Jack Powell 1899-1901
Joe Presko 1951-54
Mike Proly 1976
George Puccinelli 1930
Bob Purkey 1965
Ambrose Puttman 1906

Q

Finners Quinlan 1913
Joe Quinn 1893-96, 98
Jamie Quirk 1983

R

Roy Radebaugh 1911
Dave Rader 1977
Ken Raffensberger 1939
Gary Rajsich 1984
John Raleigh 1909-10
Milt Ramirez 1970-71
Mike Ramsey 1978, 80-84
Dick Rand 1953
Vic Raschi 1954-55
Eric Rasmussen 1975-78,
82-83
Tommy Raub 1906
Floyd Rayford 1983
Bugs Raymond 1907-08
Art Rebel 1945
Phil Redding 1912-13
Milt Reed 1911
Ron Reed 1975
Bill Reeder 1949
Jimmy Reese 1932
Tom Reilly 1908-09
Art Reinhart 1919, 25-28
Jack Reis 1911
Ken Reitz 1972-75, 77-80
Bob Repass 1939
Rip Repulski 1953-56
Jerry Reuss 1969-71
Bob Reynolds 1971
Ken Reynolds 1975
Flint Rhem 1924-28,
30-32, 34
Bob Rhoads 1903
Charlie Rhodes 1906,
08-09
Dennis Ribant 1969
Del Rice 1945-55, 60
Hal Rice 1948-53
Lee Richard 1976
Bill Richardson 1901
Gordie Richardson 1964
Pete Richert 1974
Don Richmond 1951
Dave Ricketts 1963, 65,
67-69
Dick Ricketts 1959
John Ricks 1894
Elmer Rieger 1910
Joe Riggert 1914
Lew Riggs 1934
Andy Rincon 1980-82
Jimmy Ring 1927
Tink Riviere 1921
Skipper Roberts 1913
Hank Robinson 1914-15

Wilbert Robinson 1900
Jack Roche 1914-15, 17
Preacher Roe 1938
Wally Roeltger 1927-29, 31
Cookie Rojas 1970
Stan Rojek 1951
Ray Rolling 1912
Johnny Romano 1967
John Romonosky 1953
Gene Roof 1981-83
Jorge Roque 1970-72
Jack Rothrock 1934-35
Dave Rucker 1983-84
Ken Rudolph 1975-76
Jack Russell 1940
Paul Russell 1894
J. Ryan 1895
John Ryan 1901-03
Mike Ryba 1935-38

S

Ray Sadecki 1960-66, 75
Bob Sadowski 1960
Mark Salas 1984
Slim Sallee 1908-16
Ike Samuels 1895
Orlando Sanchez 1981-83
Ray Sanders 1942-45
War Sanders 1903-04
Rafael Santana 1983
Al Santorini 1971-73
Bill Sarni 1951-52, 54-56
Ed Sauer 1949
Hank Sauer 1956
Ted Savage 1965-67
Carl Sawatski 1960-63
Jimmie Schaffer 1961-62
Bobby Schang 1927
Bob Scheffing 1951
Carl Scheib 1954
Richie Scheinblum 1974
Bill Schindler 1920
Freddy Schmidt 1944,
46-47
Walter Schmidt 1925
Willard Schmidt 1952-53,
55-57
Red Schoendienst 45-56,
61-63
Dick Schofield 1953-58,
68, 71
Ossee Schreckengost 1899
Pop Schriver 1901
Heinie Schuble 1927
Johnny Schulte 1927
Barney Schultz 1955,
63-65
Buddy Schultz 1977-79
Joe Schultz 1919-24
Walt Schulz 1920
Ferdie Schupp 1919-21
Lou Scoffice 1936
George Scott 1920
Tony Scott 1977-81
Kim Seaman 1979-80
Diego Segui 1972-73
Epp Sell 1922-23
Carey Selph 1929
Walter Sessi 1941, 46
Jimmy Sexton 1983
Mike Shannon 1962-70
Spike Shannon 1904-06
Wally Shannon 1959-60
Bobby Shantz 1962-64
Al Shaw 1907-09
Don Shaw 1971-72
Danny Shay 1904-05
Gerry Shea 1905
Jimmy Sheekard 1913
Biff Sheehan 1895-96
Ray Shepherdson 1924
Bill Sherdel 1918-30, 32
Charlie Shields 1907
Vince Shields 1924
Ralph Shinnors 1925
Bob Shirley 1981
Burt Shotton 1919-23
Clyde Shoun 1938-42
Frank Shugart 1893-94
Dick Siebert 1937-38
Sonny Siebert 1974
Curt Simmons 1960-66
Ted Simmons 1968-80
Dick Simpson 1968
Dick Sisler 1946-47, 52-53
Ted Sizemore 1971-75
Bob Skinner 1964-66
Gordon Slade 1933
Jack Slattery 1906
Enos Slaughter 1938-42,
46-53
Bill Smith 1958-59
Bob Smith 1957
Bobby Gene Smith
1957-59, 62
Charley Smith 1966
Earl Smith 1928-30
Frank Smith 1955
Fred Smith 1917
Germany Smith 1898
Hal Smith 1956-61
Jack Smith 1915-26
Jud Smith 1893
Keith Smith 1979-80
Lonnie Smith 1982-85
Ozzie Smith 1982-
Reggie Smith 1974-76
Tom Smith 1898
Wally Smith 1911-12
Homer Smoot 1902-06
Red Smyth 1917-18
Frank Snyder 1912-19, 27
Ray Soft 1986-
Eddie Solomon 1976
Kid Sommers 1893
Lary Sorensen 1981
Elias Sosa 1975
Allen Sothoron 1924-26
Billy Southworth 1926-27,
29
Chris Speier 1984
Daryl Spencer 1960-61
Ed Spiezio 1964-68
Scipio Spinks 1972-73
Ed Sprague 1973
Jack Spring 1964
Joe Sprinz 1933
Tuck Stainback 1938
Gerry Staley 1947-54
Harry Staley 1895
Tracy Stallard 1965-66
Virgil Stallcup 1952-53
Pete Standridge 1911

Eddie Stanky 1952-53
Harry Stanton 1900
Ray Starr 1932
Bill Steele 1910-14
Bob Steele 1916-17
Bill Stein 1972-73
Jake Stenzel 1898-99
Bobby Stephenson 1955
Stuffy Stewart 1916-17
Bob Stinson 1971
Chuck Stobbs 1958
Milt Stock 1919-23
Dean Stone 1959
Tige Stone 1923
Alan Storke 1909
Allyn Stout 1931-33
Gabby Street 1931
Cub Stricker 1892
Joe Stripp 1938
Johnny Stuart 1922-25
John Stuper 1982-84
Willie Sudhoff 1897-1901
Joe Sugden 1898
Harry Sullivan 1909
Joe Sullivan 1896
Suter Sullivan 1898
Tom Sunkel 1937
Max Surkont 1956
Gary Sutherland 1978
Bruce Sutter 1981-84
Jack Sutthoff 1899
Johnny Sutton 1977
Charlie Swindell 1904
Steve Swisher 1978-80
Bob Sykes 1979-81

T

John Tamarco 1976-78
Lee Tate 1958-59
Don Taussig 1961
Carl Taylor 1970
Chuck Taylor 1969-71
Ed Taylor 1903
Jack Taylor 1898
Jack Taylor 1904-06
Joe Taylor 1958
Ron Taylor 1963-65
Bud Teachout 1932
Patsy Tebeau 1899-1900
Garry Templeton 1976-81
Gene Tenace 1981-82
Greg Terlecky 1975
Dick Terwilliger 1932
Moe Thacker 1963
Tommy Thevenow 1924-28
Jake Thielman 1905-06
Roy Thomas 1978-80
Tom Thomas 1899-1900
Gus Thompson 1906
Mike Thompson 1973-74
John Thornton 1892
Bobby Tiefenauer 1952, 55
Bud Tinning 1935
Bobby Tolan 1965-68
Fred Toney 1923
Specs Toporcer 1921-28
Joe Torre 1969-74
Mike Torrez 1967-71
Paul Toth 1962
Harry Trekell 1913

Coaker Triplett 1941-43
Bill Trotter 1944
Tommy Tucker 1898
John Tudor 1985-
Oscar Tuero 1918-20
Tuck Turner 1896-98
Old Hoss Twineham 1893-
94
Mike Tyson 1972-79

U

Bob Uecker 1964-65
Tom Underwood 1977
Jack Urban 1959
John Urrea 1977-80
Lou Ury 1903

V

Benny Valenzuela 1958
Dazzy Vance 1933-34
Bill Van Dyke 1892
John Vann 1913
Jay Van Noy 1951
Andy Van Slyke 1983-
Emil Verban 1944-46
Johnny Vergez 1936
Ernie Vick 1922, 24-26
Bob Vines 1924
Bill Virdon 1955-56
Dave Von Ohlen 1983-84
Bill Voss 1972
Pete Vuckovich 1978-80

W

Ben Wade 1954
Leon Wagner 1960
Bill Walker 1933-36
Harry Walker 1940-43,
46-47, 50-51, 55
Joe Walker 1923
Roy Walker 1921-22
Tom Walker 1976
Bobby Wallace 1899-1901
17-18
Mike Wallace 1975-76
Elliott Waller 1980
Dick Ward 1935
Cy Warmoth 1916
Lon Warneke 1937-42
John Warner 1905
Bill Warwick 1925-26
Carl Warwick 1961-62,
64-65
Ray Washburn 1961-69
Gary Waslewski 1969
Steve Waterbury 1976
George Watkins 1930-33
Milt Watson 1916-17
Art Weaver 1902-03
Skeeter Webb 1932
Herm Wehmeier 1956-58
Bob Weiland 1937-40
Perry Werden 1892-93
Bill Werle 1952
Wally Westlake 1951-52
Gus Weyhing 1900

Dick Wheeler 1918
Jim Whelan 1913
Pete Whisenant 1955
Lew Whistler 1893
Abe White 1937
Bill White 1959-65, 69
Ernie White 1940-43
Hal White 1953-54
Jerry White 1986
Burgess Whitehead 1933-35
Fred Whitfield 1962
Possum Whitted 1912-14
Bob Wicker 1901-03
Floyd Wicker 1968
Bill Wight 1958
Fred Wington 1923
Del Wilber 1946-49
Hoyt Wilhelm 1957
Denney Willie 1911-12
Ted Wilks 1944-51
Jim Williams 1966-67
Otto Williams 1902-03
Stan Williams 1971
Steamboat Williams 1914
Howie Williamson 1928
Joe Willis 1911-13
Ron Willis 1966-69
Vic Willis 1910
Charlie Wilson 1932-33, 35
Jimmie Wilson 1928-33
Owen Wilson 1914-16
Zeke Wilson 1899
Jim Winford 1932, 34-37
Ivy Wingo 1911-14
Tom Winsett 1935
Rick Wise 1972-73
Corky Withrow 1963
Chicken Wolf 1892
Harry Wolter 1907
John Wood 1896
Gene Woodburn 1911-12
Hal Woodeshick 1965-67
Frank Woodward 1919
Floyd Woodridge 1955
Todd Worrell 1985-
Red Worthington 1934
Mel Wright 1954-55

Y

Stan Yerkes 1901-03
Ray Yochim 1948-49
Babe Young 1948
Bobby Young 1948
Cy Young 1899-1900
Dave Young 1895
J. D. Young 1892
Pep Young 1941
Joel Youngblood 1977
Eddie Yuhas 1952-53
Sal Yvars 1953-54

Z

Chris Zachary 1971
Elmer Zacher 1910
George Zackert 1911-12
Dave Zearfoss 1904-05
Bart Zeller 1970
Eddie Zimmerman 1906
Ed Zmich 1910-11

BEHIND THE SCENES

DR. STAN LONDON, Team Physician

Dr. Stan London has been the Cardinals head physician for the past 18 seasons, since his associate, Dr. I. C. Middleman passed away in September, 1968. The 61-year-old Springfield, IL, native received his M.D. Degree from Washington University in 1949.

While at Washington University, Dr. London excelled in baseball and basketball. He is regarded as the finest basketball player ever at Wash. U. During the pursuit of his doctorate, Dr. London coached the baseball team and was the assistant basketball coach at Washington University.

He is a fellow in the American Board of Surgeons and also the American College of Surgeons, an assistant professor of surgery at Washington Medical and a partner in Parkcrest Surgical Associates.

Dr. London was the team physician for the old St. Louis Hawks of the National Basketball Association throughout the teams entire stay in St. Louis, 1956-1967. He has attended to Cardinal baseball players medical needs since 1956.

One of St. Louis' top amateur athletes ever, he is a member of the Springfield (IL) High School Hall of Fame, Illinois Basketball Hall of Fame, Missouri Sports, Medicine Hall of Fame and was the first inductee to Missouri's Handball Hall of Fame.

Dr. London and his wife, Jackie, have three children and two grandchildren.

GENE GIESELMANN, Trainer

Gene Gieselmann is in his 17th season as the St. Louis Cardinals head trainer. The 40-year-old Gieselmann has been a trainer in the Cardinals' organization since 1968.

In 1968, following his graduation from Wichita, St., Gieselmann was appointed trainer of the Redbirds Class A, St. Petersburg team. He quickly rose to become the assistant trainer at the major league level in 1969 and has been the team's head trainer since 1971.

Gieselmann is a certified trainer by the National Athletic Association and is licensed by the state of Missouri in Athletic Training. Gene along with Bill Hopfinger, trainer for St. Louis' pro soccer team, the Steamers, run four clinics in the St. Louis area for the treatment of sports injuries.

During this past off-season, Gieselmann traveled through Japan as the trainer for Major League baseball's All-Star team that played seven games against a team comprised of Japanese All-Stars. He continued his trip serving as trainer for the Survival of Fitness in Sydney, Australia.

Gene was trainer for 1982 National League All-Star team and has been trainer for Superstars, Superteams and Battle of the Network Stars television programs.

C.J. CHERRE, Traveling Secretary

C.J. Cherre is responsible for handling the Cardinals' travel and road accommodations and also all spring training arrangements at St. Petersburg.

The 35-year-old native of Norfolk, Virginia, who grew up in St. Louis is entering his 11th season with the club. He is a 1970 graduate of St. Louis University High School and went on to get a bachelor of arts degree (cum laude) from St. Louis University in 1974.

Cherre began his Cardinal career working in the group sales department in 1977 and '78. C.J. was named assistant director of public relations in January, 1979 and held that position through 1980. He assumed his present position in January, 1981.

C.J., an ardent Notre Dame football supporter, enjoys swimming, contemporary music and fine dining.

BUDDY BATES, Equipment Manager

Buddy Bates is in his fifth season as the Cardinals' equipment manager. Buddy succeeded Butch Yatkeman, who was with the Redbirds for 59 years and who retired after the 1982 season.

The 34-year-old Bates joined the Cardinals in 1969 and was a bat boy from 1969-71. He was named assistant equipment manager and visiting clubhouse man in 1972 and held that position until he moved into his current role in 1983.

Bates is a graduate of Central St. Louis High School where he lettered in basketball. He later attended Florissant Valley Community College and the University of Missouri at St. Louis. In his limited spare time, Buddy is a big supporter of St. Louis University's basketball program and enjoys trout fishing.

ST. LOUIS CARDINALS STATISTICS SPRING TRAINING — 1986

BATTING:	AVG	G	AB	R	H	2B	3B	HR	RBI-GW	BB	SO	SB-CS	SF	E
Booker	1.000	2	2	0	2	0	0	0	0-0	0	0	0-0	0	0
Clark	.290	20	69	10	20	5	1	5	12-1	2	8	1-0	0	1
Coleman	.232	21	82	87	19	3	0	0	6-1	9	16	6-6	1	1
Ford	.148	14	27	2	4	0	0	0	0-0	2	2	1-0	0	1
Harper	.500	10	24	11	12	2	0	2	7-0	0	2	0-0	2	0
Heath	.333	18	57	7	19	3	1	0	5-0	2	12	0-1	0	2
Herr	.217	20	60	7	13	2	1	1	6-2	15	9	0-0	0	3
Hurdle	.412	21	34	5	14	5	0	1	8-1	8	5	0-0	2	3
Landrum	.257	11	35	5	9	2	1	0	3-1	2	9	1-0	0	0
LaValliere	.250	16	28	3	7	0	0	2	6-0	1	0	0-0	0	0
Lawless	.278	19	36	5	10	3	0	1	5-0	1	3	2-0	1	3
Lindman	.417	6	12	5	5	1	0	0	1-0	1	1	0-0	0	3
McGee	.280	21	75	7	21	3	1	0	6-1	4	5	5-3	0	0
Morris	.233	17	43	9	10	3	0	1	5-0	10	5	0-1	0	0
Nieto	.286	8	14	1	4	0	0	0	1-0	3	4	0-1	0	1
Oquendo	.436	20	55	16	24	1	1	0	8-0	5	2	3-1	0	4
Pagnozzi	.375	7	8	0	3	1	0	0	3-0	1	2	0-0	0	1
Pendleton	.243	21	74	13	18	3	0	2	8-1	3	4	3-0	1	3
Rodriguez	.353	7	17	4	6	0	0	2	7-1	0	4	0-0	0	1
Smith	.300	18	50	5	15	3	0	1	7-0	3	1	3-1	0	1
Van Slyke	.293	21	58	13	17	2	0	3	7-1	9	14	5-2	0	0
White	.308	19	52	7	16	2	1	2	16-0	4	6	4-0	2	2
Pitchers	.200	22	40	4	8	2	0	0	3-1	3	16	0-0	0	2
TOTALS	.290	27	952	147	276	46	7	23	130-11	88	130	34-16	9	32

PITCHING:	W-L	ERA	G	GS	SV	IP	H	R	ER	HR	BB	SO
Barger	1-1	4.50	3	0	0	4	9	7	2	0	5	3
Boever	1-1	7.20	8	0	0	15	19	17	12	2	12	7
Buonantony	0-0	7.88	3	1	0	8	10	7	7	4	4	7
Cherry	0-1	27.00	1	0	0	1.1	4	4	4	1	1	1
Conroy*	0-0	7.20	2	1	0	5	5	5	4	1	3	1
Cox*	1-0	4.85	3	3	0	13	16	10	7	3	6	5
Dayley	1-1	3.24	8	0	1	16.2	16	6	6	0	6	11
Dunn	0-0	6.75	1	0	0	2.2	3	2	2	0	2	3
Forsch	2-2	4.32	6	3	1	25	27	15	12	3	4	9
Horton	1-2	4.29	5	3	1	21	27	11	10	3	2	13
Kepshire	1-3	9.00	5	2	0	20	34	23	20	6	8	9
Lahti	0-0	18.00	1	0	0	1	3	2	2	0	0	0
Mathews	2-0	2.81	5	2	0	16	16	7	5	3	6	4
Ownbey	2-0	2.18	7	7	0	33	27	10	8	3	14	15
Perry	0-1	2.51	9	0	2	14.1	11	9	4	0	6	8
Ross	0-1	6.00	4	0	0	6	11	4	4	0	1	1
Shade	0-1	2.70	2	0	0	3.1	4	1	1	1	2	2
Soff	0-0	13.65	1	0	0	0.2	2	1	1	0	1	0
Tudor	0-1	4.50	5	5	0	20	25	11	10	0	5	6
Worrell	0-0	1.17	9	0	1	15.1	13	2	2	0	4	14
TOTALS	12-15	4.59	27	27	6	241.1	282	154	123	30	92	119

ATTENDANCE:

Al Lang Stadium	(15 games) — 65,833	Average — 4,388	RECORD: Al Lang	7-8
On Road Florida	(10 games) — 46,738	Average — 4,673	Road	4-7
Outside Florida	(2 games) — 19,016	Average — 9,508	vs. AL	3-4
Total	(27 games) — 131,587	Average — 4,874	- vs. NL	8-11

CARDINALS' EXHIBITION RECORD — 1950-1986

Year	W	L	Exhibition	Year	W	L	Exhibition
			Rank				Rank
1950	14	18	8	1969	16	9	2
1951	16	16	7	1970	10	13	11
1952	14	15	5	1971	15	14	8T
1953	17	16	6	1972	6	14	12
1954	18	14	3	1973	13	12	6
1955	13	14	5	1974	13	11	6T
1956	21	11	1	1975	11	15	9
1957	17	17	6	1976	6	9	10
1958	16	17	5	1977	12	12	6T
1959	8	17	8	1978	11	15	9
1960	18	8	1	1979	13	11	4T
1961	16	10	2	1980	10	9	5
1962	18	8	1	1981	9	17	14
1963	15	14	4	1982	13	11	5
1964	17	10	4	1983	8	12	8
1965	14	13	7	1984	8	16	11
1966	18	9	1	1985	8	14	11
1967	16	12	4	1986	8	11	9
1968	17	11	2				

ST. LOUIS CARDINALS' 1987 SPRING TRAINING EXHIBITION GAMES SCHEDULE

Day	Date	Opponent	Location	Time (Local)
Saturday	March 7	Mets	St. Petersburg (R)	1:00 P.M.
Sunday	March 8	Mets	St. Petersburg (H)	1:00 P.M.
Monday	March 9	Tigers	St. Petersburg	1:00 P.M.
Tuesday	March 10	Tigers	Lakeland	1:30 P.M.
Wednesday	March 11	Pirates	St. Petersburg	1:00 P.M.
Thursday	March 12	Blue Jays	St. Petersburg	1:00 P.M.
Friday	March 13	Reds	St. Petersburg	1:00 P.M.
Saturday	March 14	Reds	Tampa	1:00 P.M.
Sunday	March 15	Tigers	St. Petersburg	1:00 P.M.
Monday	March 16	Astros	Kissimmee	1:30 P.M.
Tuesday	March 17	Astros	St. Petersburg	1:00 P.M.
Wednesday	March 18	White Sox	St. Petersburg	1:00 P.M.
Thursday	March 19	Royals	Ft. Myers	1:30 P.M.
Friday	March 20	Phillies	Clearwater	1:30 P.M.
Saturday	March 21	Royals	St. Petersburg	1:00 P.M.
Sunday	March 22	White Sox	Sarasota	1:30 P.M.
Monday	March 23	Reds	Tampa	1:00 P.M.
Tuesday	March 24	Pirates	Bradenton	1:30 P.M.
Wednesday	March 25	Blue Jays	St. Petersburg	1:00 P.M.
Thursday	March 26	Blue Jays	Dunedin	1:30 P.M.
Friday	March 27	White Sox	St. Petersburg	1:00 P.M.
Saturday	March 28	Phillies	St. Petersburg	1:00 P.M.
Sunday	March 29	Astros	Kissimmee	1:05 P.M.
Monday	March 30	OPEN DATE		
Tuesday	March 31	Mets	St. Petersburg (H)	1:00 P.M.
Wednesday	April 1	White Sox	St. Petersburg	1:00 P.M.
Thursday	April 2	Red Sox	St. Petersburg	1:00 P.M.
Friday	April 3	OPEN DATE		
Saturday	April 4	Mets	St. Petersburg (R)	1:00 P.M.
Sunday	April 5	Royals	Memphis, TN	1:30 P.M.
Monday	April 6	Louisville	Louisville, KY	12:05 P.M.

Games: Al Lang Stadium, 180 2nd Avenue, S.E., St. Petersburg, FL 33701.

Hotel: St. Petersburg Hilton & Towers, 333 1st St. South, St. Petersburg, FL 33701 — (813) 894-5000

Spring Offices: Al Lang Stadium, St. Petersburg, FL — (813) 896-4641 (March 6, on).

Farm System Complex: Busch Field, 955 62nd Avenue, N.E., St. Petersburg, FL 33702 — (813) 522-2108 (February 23 thru March 6).

Most Cardinal personnel will live away from the hotel. They are most easily contacted at office numbers.

Cardinals Dates For 1987

APRIL

Sun	Mon	Tue	Wed	Thu	Fri	Sat
			1	2	3	4
5	6	7 1:20 CHI	8	9 1:20 CHI	10 5:35 PITTS	11 1:15 PITTS
12 12:35 PITTS	13 11:35 PITTS	14 1:00 MTL	15	16 1:00 MTL	17 1:00 N.Y.	18 1:00 N.Y.
19 1:00 N.Y.	20	21 1:00 CHI	22 1:00 CHI	23 1:00 CHI	24 6:35 N.Y.	25 12:35 N.Y.
26 12:35 N.Y.	27	28 1:00 S.D.	29 1:00 S.D.	30 1:00 S.D.		

MAY

Sun	Mon	Tue	Wed	Thu	Fri	Sat
					1 1:00 L.A.	2 1:00 L.A.
3 1:00 L.A.	4 1:00 S.F.	5 1:00 S.F.	6 9:05 S.D.	7 3:05 S.D.	8 9:35 L.A.	9 9:05 L.A.
10 3:05 L.A.	11	12 9:35 S.F.	13 3:05 S.F.	14	15 1:00 CIN	16 1:00 CIN
17 1:00 CIN	18	19 6:40 ATL	20 4:10 ATL	21 4:40 ATL	22 7:35 HOU	23 7:35 HOU
24 1:35 HOU	25 1:00 ATL	26 1:00 ATL	27	28 1:00 ATL	29 1:00 HOU	30 1:00 HOU
31 1:00 HOU						

JUNE

Sun	Mon	Tue	Wed	Thu	Fri	Sat
	1 6:35 CIN	2 6:35 CIN	3 6:35 CIN	4 3:05 CHI	5 3:05 CHI	6 3:05 CHI
7 1:20 CHI	8 6:35 PHIL	9 6:35 PHIL	10 6:35 PHIL	11	12 1:00 CIN	13 1:00 CIN
14 1:00 CHI	15 1:00 PITTS	16 1:00 PITTS	17 1:00 PITTS	18 1:00 PITTS	19 1:00 MTL	20 1:00 MTL
21 1:00 MTL	22 1:00 PHIL	23 1:00 PHIL	24 1:00 PHIL	25 1:00 PHIL	26 6:35 MTL	27 6:35 MTL
28 12:35 MTL	29 6:35 N.Y.	30 6:35 N.Y.				

JULY

Sun	Mon	Tue	Wed	Thu	Fri	Sat
			1 6:35 N.Y.	2	3 6:40 ATL	4 1:20 ATL
5 1:10 ATL	6 1:00 L.A.	7 1:00 L.A.	8 1:00 L.A.	9 1:00 S.F.	10 1:00 S.F.	11 1:00 S.F.
12 1:00 S.F.	13 ALL STAR BREAK	14 ALL STAR GAME	15 ALL STAR BREAK	16 9:05 S.D.	17 9:05 S.D.	18 2:20 S.D.
19 3:05 S.D.	20	21 9:35 L.A.	22 9:35 L.A.	23 9:35 L.A.	24 9:35 S.F.	25 3:05 S.F.
26 2:05 S.F.	27	28 1:00 N.Y.	29 1:00 N.Y.	30 1:00 N.Y.	31 1:00 PITTS	

AUGUST

Sun	Mon	Tue	Wed	Thu	Fri	Sat
						1 1:00 PITTS
2 1:00 PITTS	3 6:35 MTL	4 6:35 MTL	5 6:05 MTL	6 6:35 PHIL	7 6:35 PHIL	8 6:05 PHIL
9 12:35 PHIL	10 6:35 PITTS	11 6:35 PITTS	12 6:35 PITTS	13 1:00 PHIL	14 1:00 PHIL	15 1:00 PHIL
16 1:00 PHIL	17	18 7:35 HOU	19 7:35 HOU	20 1:35 HOU	21 6:35 CIN	22 6:05 CIN
23 1:35 CIN	24 1:00 HOU	25 1:00 HOU	26 1:00 HOU	27	28 1:00 ATL	29 1:00 ATL
30 1:00 ATL	31 1:00 CIN					

SEPTEMBER

Sun	Mon	Tue	Wed	Thu	Fri	Sat
		1 1:00 CIN	2 1:00 CIN	3	4 1:00 S.D.	5 1:00 S.D.
6 1:00 S.D.	7 12:35 MTL	8 6:35 MTL	9 6:05 MTL	10	11 6:35 N.Y.	12 1:20 N.Y.
13 12:35 N.Y.	14 6:35 PHIL	15 6:35 PHIL	16 6:35 PITTS	17 6:05 PITTS	18 1:00 PHIL	19 1:00 CIN
20 1:00 CIN	21 1:00 PHIL	22 1:00 PHIL	23 1:00 PHIL	24 1:00 PHIL	25 1:20 CHI	26 12:05 CHI
27 1:20 CHI	28	29 1:00 MTL	30 1:00 MTL			

OCTOBER

Sun	Mon	Tue	Wed	Thu	Fri	Sat
				1 1:00 MTL	2 1:00 N.Y.	3 1:00 N.Y.
4 1:00 N.Y.						

- KSDK-TV
- ST. LOUIS CARDINALS CABLE NETWORK

ALL GAMES BROADCAST ON KMOX RADIO

- Home Games
- Away Games
- Open Dates

All times are Central time and are subject to change.



Head for the Mountains.®