


# St. Louis Cardinals™

\$5.00



1987 NATIONAL LEAGUE CHAMPIONS



MEDIA GUIDE

# PUBLIC RELATIONS DIRECTORY

## NATIONAL LEAGUE

Club	Name	Area—Office	Private
League Office	Katy Feeney	(212) 371-7300	(212) 371-8661
	Cathy Davis	(212) 371-7300	
Atlanta	Bob DiBiasio	(404) 522-7630	(404) 522-2724
	Jim Schultz	(404) 522-7630	(404) 522-2724
Chicago	Ned Colletti	(312) 281-5050	(312) 281-9352
	Sharon PannoZZo	(312) 281-5050	(312) 281-9352
Cincinnati	Jim Ferguson	(513) 421-4510	(513) 421-2990
	Jon Braude	(513) 421-4510	(513) 421-2990
Houston	Rob Matwick	(713) 799-9600	(713) 799-9596
	Chuck Pool	(713) 799-9600	(713) 799-9597
Los Angeles	Mike Williams	(213) 224-1301	(213) 224-1331
	Brent Shyer	(213) 224-1301	
Montreal	Pierre Vidal	(514) 253-3434	(514) 253-9925
	Rich Griffin	(514) 253-3434	(514) 253-9925
New York	Jay Horwitz	(718) 507-6387	(718) 565-4330
	Maria Shewark	(718) 507-6387	(718) 565-4323
Philadelphia	Larry Shenk	(215) 463-6000	(215) 755-9321
	Vince Nauss	(215) 463-6000	(215) 755-9321
Pittsburgh	Rick Cerrone	(412) 323-5000	
	Greg Johnson	(412) 323-5000	(412) 323-5018
	Jim Lachimia	(412) 323-5000	(412) 323-5031
St. Louis	Kip Ingle	(314) 425-0626	(314) 425-0625
	Brian Bartow	(314) 425-0626	(314) 425-0623
San Diego	Bill Beck	(619) 283-7294	(619) 584-7210
	Mike Swanson	(619) 283-7294	(619) 584-7210
San Francisco	Duffy Jennings	(415) 468-3700	(415) 468-2390
	David Aust	(415) 468-3700	

## AMERICAN LEAGUE

Club	Name	Area—Office	Private
League Office	Phyllis Merhige	(212) 371-7600	(212) 371-6571
	John Marron	(212) 371-7600	(212) 371-6571
Baltimore	Bob Brown	(301) 243-9800	(301) 235-9710
	Rick Vaughn	(301) 243-9800	(301) 235-9710
Boston	Dick Bresciani	(617) 267-9440	(617) 267-2890
	Josh Spofford	(617) 267-9440	
	Jim Samia	(617) 267-9440	
California	Tim Mead	(714) 937-6700	(714) 937-7217
	John Sevano	(714) 937-6700	
Chicago	Paul Jensen	(312) 924-3296	(312) 624-6460
	Tim Clodjeaux	(312) 924-3296	(312) 924-1412
Cleveland	Rick Minch	(216) 861-1200	(216) 861-4454
	Susie Gharrity	(216) 861-1200	
Detroit	Dan Ewald	(313) 962-4000	(313) 962-4338
	Greg Shea	(313) 962-4000	(313) 962-4338
Kansas City	Dean Vogetaar	(816) 921-2200	(816) 921-8154
	Steve Fink	(816) 921-2200	(816) 921-8154
Milwaukee	Tom Skibosh	(414) 933-1818	(414) 933-6975
	Mario Ziino	(414) 933-4114	(414) 933-6975
Minnesota	Tom Mee	(612) 375-1366	(612) 375-7470
	Remzi Kiratli	(612) 375-1366	(612) 375-7489
New York	Harvey Greene	(212) 293-4300	(212) 579-4461
	Lou D'Ernilio	(212) 293-4300	(212) 579-4461
Oakland	Jay Alves	(415) 638-4900	Ext. 223
	Kathy Jacobson	(415) 638-4900	Ext. 253
Seattle	Bob Porter	(206) 628-3555	(206) 343-4608
	Ethan Kelly	(206) 628-3555	(206) 343-4623
Texas	John Blake	(817) 273-5222	(817) 273-5208
	Larry Kelly	(817) 273-5222	(817) 273-5202
Toronto	Howard Starkman	(416) 595-0077	(416) 595-0282
	Gary Oswald	(416) 595-0077	(416) 595-0282
Comm. Office	Richard Levin	(212) 371-7800	
	Susan Aglietti	(212) 371-7800	
	Craig Barbarino	(212) 371-7800	
	Carole Coleman	(212) 371-7800	
	Wally Weibel	(212) 371-7800	



More publications available at:

[www.retroseasons.com/library/](http://www.retroseasons.com/library/)

# ST. LOUIS CARDINALS 1988 MEDIA GUIDE

## TABLE OF CONTENTS

### PREVIEWING THE 1988 CARDINALS

Coaches, Biographies	9-10	Player Sketches	11-101
Manager's Biography	7-8	Roster	102-103
Officer's Biographies	3-5	Schedule	Inside Back Cover
Officers and Staff	2	Spring Training Schedule	204

### THE FARM SYSTEM

Farm and Scouting Department	105	Final Statistics - Farm Teams	111-117
Farm System Coaches	108	Minor League Managers	106
Farm System Instructors	109-110	Spring Training Sites	110

### REVIEWING THE 1987 SEASON

Attendance	121	Home Runs vs Cardinals	132
Batting	141	NCLS: Review	122-125
Cardinals Home Runs	135-137	NLCS - Composite Box	126
Cardinals vs The National League	121	Opponent Home Runs	133-134
Club Leaders - Batting	143	Opponents vs Cardinals	147
Club Leaders - Pitching	143	Pinch-Hitters	140
Day-By-Day	144-147	Player Transactions	148-149
Fielding Statistics	139-140	Stolen Bases	137
Final Standings	121	Trades, Most Recent Each Club	149-150
Final Statistics - Batting	119	Won-Lost Breakdown	143
Final Statistics - Pitching	119	World Series: Review	127-130
Highs and Lows	120	World Series - Composite Box	131

### REFERENCE DATA

All-Star Cardinals	162-163	Hit For Cycle	174
All-Time Coaches	194	Home Runs vs Cards at Busch Stadium	183
All-Time Roster	194-201	Lifetime Grand Slam Home Runs	175
Attendance Records	190	Lifetime Grand Slams Given Up	175
BBWAA Rookie Award	160	National League MVP Winners	160
Batting Feats	171-175	Opening Day Record	154
Batting - All-time Top Ten	165	Pitching Feats	164
Batting - Individual Records	175-176	Pitching - All-Time Top Ten	165
Batting Streaks	174	Pitching - Individual Records	182
Behind The Scenes	202	Qualifications and Regulations	192
Best/Worst Season Record	183	Retired Cardinal Numbers	160
Broadcasting & Broadcasters	187-188	Rules of Interest	193
Busch Stadium	189	Silver Slugger Team	160
Busch Stadium Ground Rules	189	Sporting News' All-League Teams	161
Cardinals' Hotels	191	Spring Training Record	204
Career Games By Position	170	Team Pitching Leaders	166-170
Cy Young Award Winners	160	Television Schedule	186-187
Gold Glove Winners	161	Upcoming Milestones	185
Hall of Fame	160	Where They Finished	153-154
Hall of Fame Game	160	World Series Story	155-156
Historical Highlights	157-159		

**ABOUT THE COVER:** This year's Media Guide cover salutes the 1987 St. Louis Cardinals, who last year captured the club's 15th National League Championship. The N.L. title was the third for the Cardinals in the past six seasons, and they became the first major league club to win three championships during the 1980s.

The 1988 St. Louis Cardinals Media Guide was written and edited by Kip Ingle and Brian Bartow, with special assistance by Jean Reifschneider. Special thanks to P.R. interns Alison Hahn, Mike Marek and Susan Sagara. It is based on information available through February 10, 1988. For more information and updates on material, contact the Cardinals Public Relations Department (314) 425-0626.

Cover Photos: 1987 Cardinals celebrate National League Championship. By Steve Goldstein.

**ST. LOUIS NATIONAL BASEBALL CLUB, INC.**  
**Executive Offices: 250 Stadium Plaza, St. Louis, MO 63102**  
**Telephone: (314) 421-4040**



**OFFICERS**

Chairman of the Board, President & Chief Executive Officer .....	August A. Busch, Jr.
Executive Vice President & Chief Operating Officer .....	Fred L. Kuhlmann
Administrative Assistant .....	Jacqueline S. Hunter
Vice President/General Manager .....	Dal Maxvill
Administrative Assistant .....	Judy Carpenter-Barada
Vice President/Finance & Administration .....	Mark Gorris
Administrative Assistant .....	Bernadine Hogan
Vice President .....	August A. Busch, III
Vice President .....	Margaret S. Busch
Senior Vice President .....	Stan Musial
Controller .....	John McMinn
Secretary & Treasurer .....	John L. Hayward
Assistant Secretary .....	Richard Schwartz

**BOARD OF DIRECTORS**

August A. Busch, Jr.	Louis B. Hager	Stan Musial
August A. Busch, III	John Hayward	W. R. Persons
Margaret Snyder Busch	Ben Kerner	Walter C. Reisinger
Adolphus A. Busch, IV	Fred L. Kuhlmann	Louis B. Susman
Frederic E. Giersch, Jr.		John Valentine

**ADMINISTRATIVE STAFF**

<b>MARKETING</b>	
Vice President/Marketing .....	Marty Hendin
Manager-Special Events .....	Nancy McElroy
Director of Promotions .....	Dan Farrell
Director of Community Relations & Group Sales .....	Joe Cunningham
Director of Season Sales .....	Sue Ann McClaren
Manager-Group Sales .....	Bridget Wynn
Assistant/Community Relations & Minor League Instructor .....	Ted Savage
<b>PLAYER DEVELOPMENT AND SCOUTING</b>	
Director of Player Development .....	Lee Thomas
Director of Scouting .....	Fred McAlister
Assistant Director of Scouting .....	Marty Maier
Assistant/Player Development & Scouting .....	Scott Smulczynski
<b>PUBLIC RELATIONS</b>	
Director of Public Relations .....	Kip Ingle
Assistant Director of Public Relations .....	Brian Bartow
<b>TICKETS AND STADIUM OPERATIONS</b>	
Director of Tickets and Stadium Operations .....	Mike Bertani
Assistant Director of Tickets .....	Josephine Arnold
Financial Analyst .....	Marian Rhodes
Supervisor of Office Services .....	Kevin Wade
Programming Analyst .....	Tim Busche
Traveling Secretary .....	C. J. Cherre
Team Physician .....	Dr. Stan London
Trainer .....	Gene Gieselmann
Equipment Manager .....	Buddy Bates

**MANAGER AND COACHING STAFF**

Manager .....	Whitey Herzog
Coaches .....	Rich Hacker, Johnny Lewis, Nick Leyva, Dave Ricketts, Mike Roarke, Red Schoendienst

**THE CHAIRMAN OF THE BOARD,  
PRESIDENT AND CHIEF EXECUTIVE OFFICER  
AUGUST A. BUSCH, JR.**



August A. Busch, Jr., became president of the Cardinals when Anheuser-Busch, Inc. purchased the club in February, 1953.

Mr. Busch is honorary chairman of Anheuser-Busch Companies, Inc. The company has main offices in St. Louis with breweries in St. Louis; Newark, NJ; Los Angeles, CA; Tampa, FL; Houston, TX; Columbus, OH; Jacksonville, FL; Merrimack, NH; Williamsburg, VA; Fairfield, CA; and Baldwinsville, NY.

Mr. Busch started his career with the company in 1924 as general superintendent. He was elected sixth vice president in 1926, and in 1931, was elected vice president and a member of the board of directors. He became president in 1946, chairman of the board in April, 1956 and honorary chairman of the board in April, 1977.

He was commissioned a major in the U.S. Army Ordnance Department, in 1942. In July, 1945, he retired from active service with the rank of colonel. For his war-time service, he received several citations and the award of the Legion of Merit.

Mr. Busch served as president of the St. Louis Bicentennial Corporation, formed to give leadership and planning to the celebration of the 200th anniversary of the founding of St. Louis.

He served for 13 years as Chairman of the Board of Civic Progress, Inc., a non-profit organization of civic leaders devoted to the revitalization of the St. Louis area; was chairman of St. Louis University's successful \$18,000,000 Development Fund Drive; a director of Centerre Trust Company, Centerre Bank, and St. Louis Municipal Opera.

Mr. Busch received the Fleur-de-lis Award, the highest award given by St. Louis University, in November, 1960; received The Man and Boy Award from the National Boys' Club of America in November, 1966; was presented the "Citizen No. 1" award from the Press Club of Metropolitan St. Louis in 1967; and received an Honorary Doctorate of Laws Degree from St. Louis University in 1966.

In 1975, Mr. Busch was elected to the Missouri Sports of Hall of Fame. Then St. Louis Mayor, John Poelker, proclaimed Mr. Busch as "Special Ambassador for the City of St. Louis." In addition, Mr. Busch was the recipient of the Levee Stone Award from Downtown St. Louis, Inc., and the Spirit of St. Louis Award from St. Louis University.

Mr. Busch served as chairman of the fund-raising drive for the St. Louis Convention Center and was honored by the Convention and Visitors Bureau for his efforts. In addition, a hall at the St. Louis Convention Center has been named in his honor.

## **EXECUTIVE VICE PRESIDENT AND CHIEF OPERATING OFFICER FRED L. KUHLMANN**



Fred Kuhlmann became executive vice president and chief operating officer of the Cardinals on November 5, 1984, and had the pleasure of seeing them win the National League Championship in 1985, his first year with the team.

Although his connection with the Cardinals in past years had been as Executive Vice-President of Anheuser-Busch Companies, which owns the ball club, he had maintained a lively interest in the Cardinals dating from his boyhood when he grew up in the vicinity of old Sportsman's Park.

Kuhlmann, born April 24, 1916, in St. Louis, has law degrees from Washington University of St. Louis and Columbia

University, and was a senior partner in a law firm until he joined Anheuser-Busch in 1967 as general counsel. Subsequently he became executive vice president and vice chairman of the board of directors of Anheuser-Busch. He retired from Anheuser-Busch in December, 1983, but still serves as vice chairman of the board and as a consultant to the company. He is chairman of the board of Civic Center Corporation, one of the Anheuser-Busch companies and owner of Busch Stadium. He is also a member of baseball's Player Relations Committee.

He and his wife, Mildred, who live in Frontenac, have two children, Marilyn K. Brickler and F. Mark Kuhlmann.

## **VICE PRESIDENT / GENERAL MANAGER DAL MAXVILL**



Dal Maxvill returned to the St. Louis Cardinals organization as general manager on February 25, 1985, dedicated to the same ideas that guided him as a player on three St. Louis pennant-winning teams in the 60's. Maxvill's primary goal was to produce a winning, exciting team for Cardinal fans.

Maxvill came through for the fans of St. Louis in 1985, just like he had done so many times while playing in the 60's. He oversaw his second pennant-winning club in three seasons during '87 after continually being faced with the task of supplying manager Whitey Herzog with healthy players during the injury-riddled season.

A native of Granite City, IL, Maxvill was an outstanding infielder during his 14-year major league career, 11 of which were spent in a Redbird uniform. During those 14 campaigns, Dal was on four World Series winning teams.

In 1978, after a brief stint away from baseball, Maxvill joined the coaching staff of the New York Mets. He returned to the Cardinals as a coach during the 1979-80 season.

In 1982, Dal became the third base coach of the Atlanta Braves, a position he held until his appointment as general manager of the Cardinals.

The 49-year-old Maxvill and his wife, Diana, are the parents of four children — Kathy (Mrs. Bill Behr), Danny, Jeff and Tim. Kathy is the mother of Kelli Marie Behr, the Maxvill's first grandchild, born in 1986.

**VICE PRESIDENT /  
FINANCE AND ADMINISTRATION  
MARK GORRIS**



Mark Gorris joined the Cardinals organization on January 1, 1987 as director of business administration and has been heavily involved over the past year in the club's broadcasting activities including the negotiations of contracts with KPLR-TV and Cencom Cable on the Red-birds television schedule for 1988.

Gorris, who holds B.S. and B.A. degrees from Washington University and a M.B.A. from St. Louis University, began working for Anheuser-Busch with Busch Entertainment Corp. in 1982 and was named manager of planning for Civic Center Corporation in 1985. In his new position Gorris will be in charge of all Financial and Administrative functions.

A native St. Louisan, Gorris and his wife, Diane are the parents of two children — Austin and Andrea.

**VICE PRESIDENT / MARKETING  
MARTY HENDIN**



Marty Hendin joined the Cardinals in May 1973 as assistant public relations director. He became promotions director in 1978 and was named to the newly created position of director of marketing in 1984. In December 1987 he was named Vice President of Marketing. As Vice President of Marketing he is in charge of the Cardinals' sales and promotions efforts. Also included in his activities are advertising, licensing, special events and community relations.

A graduate of University City High School and the University of Missouri-St. Louis, Marty is a past president of the UMSL Alumni Association. He is a member of the Board of Directors of the Advertising Club of Greater St. Louis, and also serves on the Downtown St. Louis Inc. Marketing Committee and the St. Louis Symphony Creative Committee.

He resides in west St. Louis County with his wife, Ronna and son, Robbie.

# THE MANAGER, COACHES AND PLAYERS



# THE MANAGER

## DORRELL NORMAN (WHITEY) HERZOG (24)



Whitey Herzog in 1987 became just the 37th manager in baseball history to record 1,000 victories while also guiding the Cardinals to their third World Series in the past six years, earning him distinction as one of the game's truly great managers.

Herzog, who notched his 1,000th career managerial win on April 18 at New York, moved into second on the Cardinals all-time managerial win list with his 621st victory on Sept. 22 vs Chicago. In his eighth season as skipper of the Cardinals, Whitey guided an injury-riddled club to the playoffs and World Series when many pre-season prognosticators picked his team to finish no better than third. For his accomplishments, Herzog was given a

contract extension through the 1990 season.

In Whitey's case, he has managed with something of a flair and a flourish. In the eleven full seasons he has managed, he has had six division winners and one World Championship. (His Cardinals also had the best overall divisional record in 1981, when the players' strike split the season, and the Redbirds finished second in each half).

With managerial service in four partial seasons in addition, the "White Rat", as he is often called (affectionately, by the way) has assembled a won-lost record of 1086-916. He has had partial seasons at Texas, California, Kansas City and St. Louis.

In four full seasons at Kansas City, he had three titles and one second-place finish. In his seven full seasons at St. Louis, he had the league championship and World Series victory in 1982, another National League title in 1985, and yet another National League title in 1987.

He was named "Manager of the Year" in 1976 by UPI and the Baseball Bulletin, and in 1982 by The Sporting News and UPI. The UPI also named him "Executive of the Year" in 1981 and 1982, and The Sporting News made him "Man of the Year" in 1982. In 1985, he was voted "Manager of the Year" by the Baseball Writers' Association of America for taking a club generally picked to finish last, and winding up in the seventh game of the World Series.

Herzog became the Cardinals' manager on June 9, 1980, succeeding Ken Boyer and inheriting a 19-34 last-place record. Whitey managed until August 29, with a 38-35 mark, and then moved up to the job of general manager. He became manager again in October, while retaining the GM's hat, too.

After greatly transforming the Cardinals with two winters of off-season trades, putting together a team he thought could win, Herzog turned over the general manager's title to Joe McDonald on April 10, 1982, then went on to manage the Cardinals to the World's Championship.

He logged 8 years in the majors as a player, including stints with Washington, Kansas City, Baltimore and Detroit as an outfielder-first baseman. His last year as a player was 1963 with the Tigers. Whitey was originally signed by the New York Yankees immediately following his graduation from New Athens High School.

Whitey, 5-11, 195 was born November 9, 1931 in New Athens, IL. He and his wife, Mary Lou have 3 children: Debra (1/31/55) is married to Kirk Ulrich and they live in Blue Springs, MO, with two children - Kristen, 7 and John, 5; David (9/8/57), his wife, Karen and son Jacob, 4, live in Charlotte, NC; and Jim (8/11/61) lives in Keystone, CO. Whitey and Mary Lou have made their home in Independence, MO, a suburb of Kansas City, since 1958. Whitey got his nickname (because of his light-colored hair) from Bill Speith, a McAlester sportscaster. Herzog's first book - "White Rat" - came out last spring. In his spare time Whitey is an avid bass fisherman and skier.

## MANAGERIAL RECORD

Year	Club	League	Finish	W	L
1973	Texas	American	Sixth (W)	47	91
1974	California	American	Sixth (W)	2	2
1975	Kansas City	American	Second (W)	41	25
1976	Kansas City	American	First (W)	90	72
1977	Kansas City	American	First (W)	102	60
1978	Kansas City	American	First (W)	92	70
1979	Kansas City	American	Second (W)	85	77
1980	St. Louis	National	Fourth (E)	38	35
1981	St. Louis	National	*	59	43
1982	St. Louis	National	First (E)	92	70
1983	St. Louis	National	Fourth (E)	79	83
1984	St. Louis	National	Third (E)	84	78
1985	St. Louis	National	First (E)	101	61
1986	St. Louis	National	Third (E)	79	83
1987	St. Louis	National	First (E)	95	67
TOTALS				1086	916

Coach for Kansas City Athletics 1965, coach for New York Mets 1966, coach for California Angels 1974 and 1975.

\*Best record in division, finished second in each half.

## HERZOG — COMPLETE RECORD

Year	Club	League	POS.	AVG.	G	AB	R	H	2B	3B	HR	RBI
1949	McAlester	Soo.St.	OF	.279	96	398	53	111	19	7	0	31
1950	McAlester	Soo.St.	OF	.351	132	467	107	164	36	10	4	85
1951	Norfolk	Pied.	OF	.059	5	17	5	1	0	0	0	2
1951	Joplin	W.A.	OF-1B	.285	113	418	99	119	14	8	7	48
1952	Beaumont	Texas	OF	.198	35	121	11	24	4	1	0	9
1952	Quincy	I.I.I.	OF	.289	68	225	53	65	9	6	7	44
1952	Kansas City	A.A.	OF-1B	.296	14	27	5	8	1	0	1	5
1953-1954	(In Military Service)											
1955	Denver*	A.A.	OF-1B	.289	149	515	101	149	24	7	21	98
1956	Washington	Amer.	OF-1B	.245	117	421	49	103	13	7	4	35
1957	Washington	Amer.	OF	.167	36	78	7	13	3	0	0	4
1957	Miami	Int.	OF	.272	77	257	48	70	14	5	2	25
1958	Wash. **-K.C.	Amer.	OF-1B	.228	96	101	11	23	1	2	0	9
1959	Kansas City	Amer.	OF-1B	.293	38	123	25	36	7	1	1	9
1960	Kansas City***	Amer.	OF-1B	.266	83	252	43	67	10	2	8	38
1961	Baltimore	Amer.	OF	.291	113	323	39	94	11	6	5	35
1962	Baltimore****	Amer.	OF	.266	99	263	34	70	13	1	7	35
1963	Detroit	Amer.	1B-OF	.151	52	53	5	8	2	1	0	7
MAJOR TOTALS				.257	634	1614	213	414	60	20	25	172

\*Traded to Washington Senators with pitcher Bob Wiesler, catcher Lou Berberet, second baseman Herb Plews and outfielder Dick Tettelbach for pitcher Maury McDermott and shortstop Bob Kline (assigned to the Yankees' American Association farm club — Denver). Other players in deal assigned February 8, 1956; Herzog, April 2, 1956.

\*\*Sold to Kansas City Athletics, May 14, 1958.

\*\*\*Traded to Baltimore Orioles with outfielder Russ Snyder and a player to be named at later date, for pitcher Jim Archer, catcher Clint Courtney, first baseman Bob Boyd, infielder Wayne Causey and outfielder Al Pilarcik, January 24, 1961; Courtney returned to the Orioles, April 15, 1961, to complete deal.

\*\*\*\*Traded to Detroit Tigers with catcher Gus Triandos for catcher Dick Brown, November 26, 1962.

## ALL-TIME 1,000 VICTORY MANAGERS

1. Connie Mack	3776	20. Chuck Tanner	1340*
2. John McGraw	2840	21. Ned Hanlon	1315
3. Bucky Harris	2159	22. Frank Selee	1299
4. Joe McCarthy	2126	23. Cap Anson	1297
5. Walter Alston	2040	24. Charlie Grimm	1287
6. Leo Durocher	2010	25. Bill Rigney	1239
7. Casey Stengel	1926	26. Joe Cronin	1236
8. Gene Mauch	1901*	27. Billy Martin	1218*
9. Bill McKechnie	1898	28. Lou Boudreau	1162
10. Ralph Houk	1619	29. Frankie Frisch	1137
11. Sparky Anderson	1611*	30. Hughie Jennings	1131
12. Fred Clarke	1602	31. Danny Murtaugh	1115
13. Dick Williams	1546*	32. <b>WHITEY HERZOG</b>	<b>1086*</b>
14. Clark Griffith	1491	33. Billy Southworth	1064
15. Earl Weaver	1480	34. Harry Wright	1042
16. Al Lopez	1422	35. Steve O'Neill	1039
17. Miller Huggins	1413	36. Chuck Dressen	1037
18. Jimmy Dykes	1407	37. Red Schoendienst	1028
19. Wilbert Robinson	1397		

\*Active

# THE COACHES

## RICH HACKER (7)



Rich Hacker, a native of nearby New Athens, IL, is the Cardinals' first base coach. He was added to the staff before the 1986 season to succeed Hal Lanier, who resigned to become manager of the Houston Astros.

Hacker originally came to the Cardinals in November, 1981, to fill the role of minor league manager and special assignment scout. He managed at Johnson City, TN, in 1982, 1983 and 1985, and was at Erie, PA, in 1984. In 1985, at Johnson City, his club finished second, ten games above .500.

As a player, Hacker was drafted and signed by the New York Mets in 1967, following his graduation from Southern Illinois University-Carbondale. As a shortstop he had a brief stay in the majors in 1971 with the Montreal Expos.

He was a minor league manager and scout for the San Diego Padres in 1979 and 1980 and midwest area scout for the Toronto Blue Jays in 1981.

Hacker, 40, lives with his wife, Kathryn, two sons, Roger Paul (9/16/77) and Scott Alexander (6/8/81) and a daughter, Katie Ann (9/26/83) in Belleville, IL. He is a nephew of former major league pitcher Warren Hacker. Rich, during his spare time enjoys deer, quail and duck hunting; bass fishing and skiing.

## JOHNNY LEWIS (8)



Johnny Lewis joined the Cardinals' coaching staff early in the 1985 season to work on hitting with some of the younger players. Lewis proved especially helpful to Vince Coleman.

Lewis had spent the three previous years in the Redbirds' minor league organization as a hitting instructor and had managed for five years prior to that.

Johnny started his St. Louis career in 1959 as an outfielder, and played in the major leagues with the Cardinals and New York Mets. While with the Mets, he hit a 10th inning homer to break up a no-hitter by the Cincinnati Reds' Jim Maloney in 1965. He retired as a player after the 1968 season.

He worked in the Cardinals' front office as assistant promotions and sales director for two years, and was farm system administrative assistant in 1972. He joined the Cardinals' coaching staff in March, 1973, and remained for four years.

He then managed for five years in the minors—at Calgary in 1977 and 1978, at Gastonia in 1979, and at Johnson City in 1980 and 1981.

Lewis, 48, was born in Greenville, AL, and he now lives in St. Louis where he sells real estate during the off-season.

## NICK LEYVA (16)



After six years as a minor league manager in the Cardinals' organization, Nick Leyva was promoted to the St. Louis club in 1984. He was first base coach for two years, then became third base coach in 1986.

The 34-year-old former infielder managed at Johnson City in 1978 and '79, finishing second and fifth, respectively, and was third and second in two halves of the 1980 season at Gastonia. He was at St. Petersburg for the entire 1981 season (finishing third and second in two halves) and started 1982 at St. Pete, but moved up to Arkansas in the last half of the season (second in the last half of the season). In 1983, at Arkansas, his team was fourth in the first section of the schedule, and first in the second half.

Leyva signed with the Cardinals as an infielder after being selected 24th by the club in the June, 1975 free agent draft. He was named to the N.A.I.A. All-American squad in 1975 while attending LaVerne College in California. Nick broke in with Sarasota in 1975 and ended the season at St. Petersburg. He split the 1976 campaign between St. Pete and Arkansas and ended his playing career with Arkansas in 1977.

He has managed the Mayaguez club in the Puerto Rican Winter League for three seasons, and many of the current Cardinals played for him there.

Nick and his wife, Chele, have one child, a son, Casey (10/22/83) and make their home in Ontario, CA. In his spare time, Nick enjoys woodworking, bass fishing and listening to the "oldie" music. During the 1987 off-season, Nick entered into the ownership and management of two card and gift shops in the St. Louis area.

## DAVID WILLIAM RICKETTS (3)



In his second tour as a Cardinal coach, Dave has been with the St. Louis club since 1978. He previously had filled the same job in 1974 and '75. As a Cardinal minor league manager in-between, he led Sarasota to a third-place finish in 1976 and had a similar result at Johnson City in 1977.

He originally signed with the Cardinals in 1957 as a catcher, and spent all of the 1967-68-69 seasons with the Red Birds as a back-up catcher and pinch-hitter and appeared in both the 1967 and 1968 World Series. His last season as a player was with Pittsburgh in 1970. Served the Pirates as bullpen coach from 1971 through 1973 but then returned to the Cardinal organization in 1974.

Ricketts, 52, was born in Pottstown, PA but now makes his home in Rochester, NY with his wife, Barbara. Their daughter, Candy, is a graduate of Temple University (School of Business), and is employed in Philadelphia. For many years, Ricketts coached basketball at John Fisher College in Rochester in the off-season.

He received his bachelor of arts degree from Duquesne University in Pittsburgh, where he starred in basketball along with his brother, Dick, a former Cardinal pitcher.

## MIKE ROARKE (4)



Mike Roarke joined Whitey Herzog's coaching staff in 1984, replacing Hub Kittle as pitching coach.

For the three previous seasons, Mike had been pitching coach for the Pawtucket Club of the International League in the Boston Red Sox organization. He worked only at home games while continuing to pursue a career as an insurance agent.

He started coaching following his retirement as a player after the 1964 season. He had three years each with the Detroit Tigers and the California Angels, then became a minor league manager at Toledo, Evansville and Wichita over a five-year period. In 1976 and '77 he was a roving pitching instructor for the Chicago Cubs, then moved to the majors with the Cubs from 1978 through 1980.

As a player, he caught for the Tigers from 1961 through 1964 and had eight minor league seasons before that.

He was a 1952 graduate of Boston College, where he lettered in baseball and football. He and his wife, Merry Sue, live in Cranston, RI. They have one son and four daughters — Susan (12/29/59), Thomas (2/6/61), Karen (11/17/63), Janet (9/2/65) and Kelly (4/18/73).

## ALBERT FRED SCHOENDIENST (2)



"Red" returned again to the Redbird coaching ranks in 1979. He coached in St. Louis from 1961 to '64 under manager Johnny Keane. He then began a 12-year stint as Cardinal manager, the longest anyone has occupied the position. As manager, he led the Cardinals to National League pennants in 1967 and '68, and the World Championship in 1967. He also served as interim manager of the Redbirds for the last part of the 1980 season when Whitey Herzog moved from the field to occupy the general manager's position for the Cardinals. "Red" also spent two seasons coaching at Oakland in 1977 and '78.

Schoendienst was a Cardinal player for 14 years, an outstanding second baseman and hitter. He played in the 1946 World Series for the Cardinals and in 1957 and '58

for Milwaukee. He was chosen to ten National League All-Star game squads and played in nine of the games. He also managed the National League All-Star team to victories in 1968 and 1969.

As a player, he appeared in 2,216 games and has 2,449 hits, and a lifetime batting average of .289. Schoendienst was inducted into the Missouri Sports Hall of Fame on November 7, 1987.

"Red" was born on February 2, 1923, at Germantown, Illinois, and is married to the former Mary Eileen O'Reilly. They have four married children — Colleen (6/23/51), Cathleen (10/16/52), Eileen (3/19/57) and Kevin (11/3/58).

# THE PLAYERS

## ROD BOOKER

(10)

### RODERICK STEWART BOOKER

#### Infielder

Ht: 6-0

Bats: Left

Wt: 175

Throws: Right

Age: 29

Born: 9-4-58 at Los Angeles, California

**BECAME CARDINAL** — Contract purchased from Minnesota Twins' organization: April 5, 1983.

**M.L. SERVICE** — 0.132



**1987 SEASON:** Opened the year at Louisville (AAA) and was batting .361 (17-for-47) when he was called up by St. Louis on 4/27 following an injury to Tom Herr ... made his major league debut on 4/29 vs SD as the Cardinals starting second baseman and went 1-for-3 with a stolen base and 2 runs scored ... started 5 games at second base for the Cardinals and was 7-for-17; .412 with 3 RBI as a starter ... was 2-for-4 with 3 RBI on May 4 vs San Francisco ... his pinch-hit single in the 8th inning of 6/19 contest vs MTL capped 5-run inning and sent game into extra innings ... his 18 pinch at-bats tied for 3rd on club ... played 18 games at second base, 4 at third and one at shortstop ... was optioned back to Louisville on July 8 and was 9-for-33; .273 with a home run in 9 games before being recalled on July 18 ... was sent back to Louisville on August 21 and put together a 12-game hitting streak from 8/22-9/3 (21-for-54; .389), before being recalled by the Cardinals on 9/8 ... Rod's .348 batting average at Louisville was the highest of his professional career.

**CAREER HIGHLIGHTS:** **1980** - Drafted by Minnesota in 4th round of June free-agent draft and signed by Twins' scout Lee Irwin. **1981** - Played shortstop for Orlando (AA) and helped lead club to Southern League Championship. **1982** - Saw first AAA action at Toledo playing 5 games at third, 18 at second and 78 at shortstop. **1983** - Contract sold to St. Louis organization at the end of spring training ... had one of his finest seasons setting career highs in at-bats, runs, hits, homers, RBI and SB ... tied for 7th in Texas League with 10 GW-RBI ... was 20 for 32 (63%) in steal attempts. **1984** - Opened the season as utility man at Louisville and returned to Arkansas midway through campaign where he was everyday shortstop. **1985** - Led Texas League shortstops in fielding percentage (.956) ... selected to League All-Star Team ... had one home run on season, a grand slam. **1986** - Began year at Arkansas playing shortstop and got off to best start of his career ... had 11-game hitting streak (16-for-44; .364) from 4/26-5/7 ... was sporting a career high .318 average when promoted to AAA on 5/19 ... played all three infield positions, but primarily second base at Louisville ... had three four-hit games 6/19 vs Buffalo, 7/3 vs Nashville and 7/9 at Iowa ... posted career high five triples at Louisville and was 18 for 24 (75%) on AAA steal attempts.

**MISC:** Graduated from Pasadena High School, Pasadena, CA in 1976 ... lettered in gymnastics and baseball (MVP, All-District) ... lettered in baseball at Pasadena City College (1977-78) ... attended University of California, Berkeley, 1979-80, majoring in Social Science ... was baseball team captain, Co Pac-10 MVP and third team All-American ... played in Little League and Babe Ruth programs ... is married to the former Kathryn Atkins, whose cousin is the late Jackie Robinson ... the couple have one child: Aaron Mayfield (9/15/80) ... in spare time enjoys martial arts.

### BOOKER — COMPLETE RECORD

Year	Club	AVG.	G	AB	R	H	2B	3B	HR	RBI	BB	SO	SB
1980	Visalia	.281	69	242	45	68	5	4	0	26	37	35	9
1981	Orlando	.257	111	331	56	85	8	3	0	33	58	44	10
1982	Toledo	.250	104	292	38	73	8	1	0	19	31	36	5
1983	Arkansas	.273	127	469	75	128	15	3	3	60	47	46	20
1984	Louisville	.254	63	185	19	47	3	1	0	14	22	13	3
	Arkansas	.206	52	209	10	43	4	3	0	22	24	28	8
1985	Arkansas	.264	129	466	59	123	18	3	1	47	55	43	13
1986	Arkansas	.318	36	151	20	48	7	2	0	20	7	17	8
	Louisville	.280	78	289	52	81	11	5	1	29	32	30	18
1987	Louisville	.348	34	135	25	47	3	1	1	21	20	24	5
	St. Louis	.277	44	47	9	13	1	1	0	8	7	7	2
<b>MAJOR TOTALS</b>		.277	44	47	9	13	1	1	0	8	7	7	2

## BOOKER — CAREER TRANSACTIONS

- Selected by Minnesota Twins' organization in 4th round of free-agent draft, June 3, 1980.
- Cardinals' purchased contract from Minnesota organization; April 5, 1983.

## BOOKER — DETAILED HITTING STATISTICS

	AVG.	G	AB	H	HR	RBI
Totals	.277	44	47	13	0	8
Before ASG	.344	26	32	11	0	8
After ASG	.133	18	15	2	0	0
Night	.265	30	34	9	0	6
Day	.308	14	13	4	0	2
Grass	.429	10	7	3	0	1
Turf	.250	34	40	10	0	7
Home	.333	22	30	10	0	7
Road	.176	22	17	3	0	1
April	.500	2	6	3	0	2
May	.333	14	18	6	0	4
June	.250	9	8	2	0	2
July	.500	4	2	1	0	0
August	.000	10	8	0	0	0
Sept.-Oct.	.200	5	5	1	0	0
vs. East	.142	23	21	3	0	2
Chi	.000	2	2	0	0	0
Mtl	.200	5	5	1	0	2
NY	.250	4	4	1	0	0
Pha	.000	4	5	0	0	0
Pitt	.200	8	5	1	0	0
vs. West	.385	21	26	10	0	6
Atl	.000	3	2	0	0	1
Cin	—	1	0	0	0	0
Hou	.000	4	3	0	0	0
LA	.286	5	7	2	0	0
SD	.571	3	7	4	0	2
SF	.571	5	7	4	0	3

### 1987 HIGHS:

Most Hts: 2, 3 times.  
 Most RBI: 3, 5/4 vs SF.  
 Longest Hit Streak: 2 games, twice.  
 Longest Hitless Streak: 6 games, twice.

### CAREER HIGHS:

Most Hts: 2, 3 times.  
 Most RBI: 3, 5/4 vs SF.  
 Longest Hit Streak: 2 games, twice.  
 Longest Hitless Streak: 6 games, twice.

	AVG.	G	AB	H	HR	RBI	AVG.	AB	H	HR	RBI
vs. East	.142	23	21	3	0	2	.142	21	3	0	2
Chi	.000	2	2	0	0	0	.000	2	0	0	0
Mtl	.200	5	5	1	0	2	.200	5	1	0	2
NY	.250	4	4	1	0	0	.250	4	1	0	0
Pha	.000	4	5	0	0	0	.000	5	0	0	0
Pitt	.200	8	5	1	0	0	.200	5	1	0	0
vs. West	.385	21	26	10	0	6	.385	26	10	0	6
Atl	.000	3	2	0	0	1	.000	2	0	0	1
Cin	—	1	0	0	0	0	—	0	0	0	0
Hou	.000	4	3	0	0	0	.000	3	0	0	0
LA	.286	5	7	2	0	0	.286	7	2	0	0
SD	.571	3	7	4	0	2	.571	7	4	0	2
SF	.571	5	7	4	0	3	.571	7	4	0	3

# RICH BUONANTONY (44)

## RICHARD SCOTT BUONANTONY

### Pitcher

Ht: 6-4                      Bats: Right  
 Wt: 205                     Throws: Right

Age: 25  
 Born: 11-28-62 at Hoboken, New Jersey

**BECAME CARDINAL** — Obtained in trade with Milwaukee organization on September 18, 1984, along with infielder Ron Koenigsfeld and pitcher Jim Koontz in exchange for outfielders Joe Adduci and Paul Householder.

**M.L. SERVICE** — 0.000



**1987 SEASON:** Had an impressive spring training, posting a 1-0 mark with 0.00 ERA in 10 IP ... was among final selections for pitching spot on major league roster ... was assigned to Louisville and spent an injury-plagued second season at the Triple-A level ... appeared in just one game, before being placed on the disabled list with a sore right elbow on April 19 ... hard-throwing righthander returned to active list on June 14 and was 3-3 in 16 games ... pitched his first shutout at the AAA level July 20 when he blanked Omaha on 4 hits, while collecting a season high 8 strikeouts ... averaged 5.1 strikeouts and 3.9 walks per nine innings ... played for Cardinals entry in the Winter Instructional League and was 5-1 with a 3.09 ERA in 7 games (35 IP) ... played for Mayaguez of the Puerto Rican League this past winter.

**CAREER HIGHLIGHTS:** **1980** - Selected by Chicago (N) in the 14th round of the June free-agent draft and signed by Cubs scout Dave Bartosch. **1981** - Spent second season in Gulf Coast League, struck out 50 batters in 64 innings. **1982** - In first season out of rookie league posted best season of career with a 12-4 mark. **1983** - Opened season in A ball posting a 6-7 record with impressive 3.46 ERA ... received promotion to AA ... traded in off-season to Milwaukee Brewers for catcher Steve Lake. **1984** - While at Stockton (A) struckout 121 batters in 130 IP. **1985** - Piled up 121 strikeouts in 147.1 innings but settled for 10-11 record, due largely to control problems walking 5.38 batters per 9 IP ... threw two-hit, 5-0 shutout against Beaumont on 7/23. **1986** - Posted winning record in first AAA season using 90 plus miles per hour fast ball and good overhand curve ... threw one-hitter on 8/5 in 6-1 win vs. Oklahoma City ... was placed on the disabled list for remainder of season 8/18, with pulled muscles on his left side below the rib cage ... averaged 6.75 strikeouts and 4.42 walks per nine innings.

**MISC:** Graduated from Western High School in Las Vegas, NV in 1980 ... lettered in baseball and basketball ... attended University of Nevada, LV ... enjoys bowling, swimming and racquetball ... pronounces name Bon-ANTONY ... in 1985 pitched for Cardinals Instructional League entry posting a 3-2 mark with 2.08 ERA.

### BUONANTONY — COMPLETE RECORD

Year Club	W-L	ERA	G	GS	CG	SHO	SV	IP	H	R	ER	BB	SO
1980 Sarasota	3-8	4.00	12	12	1	0	0	63	66	40	28	26	37
1981 Sarasota	2-6	5.06	13	9	0	0	0	64	70	50	36	38	50
1982 Quad Cities	12-4	3.91	26	26	5	3	0	161	151	79	70	79	103
1983 Salinas	6-7	3.46	22	22	2	1	0	138	136	73	53	62	97
Midland	1-1	5.47	4	4	0	0	0	24.2	24	15	15	20	13
1984 El Paso	2-2	9.44	8	8	0	0	0	34.1	46	39	36	31	17
Stockton	6-7	3.82	20	19	4	2	0	29.2	127	61	55	72	121
1985 Arkansas	10-11	4.64	27	25	4	1	0	147.1	141	90	76	92	121
1986 Louisville	7-5	5.58	23	16	2	0	0	108	106	74	67	53	81
1987 Louisville	3-3	4.50	16	13	1	1	0	72	88	46	36	32	41

### BUONANTONY — CAREER TRANSACTIONS

- Selected by Chicago Cubs' organization in 14th round of free-agent draft, June, 1980.
- Traded to Milwaukee Brewers' organization for catcher Steve Lake, October 21, 1983.
- Traded with infielder Ron Koenigsfeld and pitcher Jim Koontz to St. Louis Cardinals' organization for outfielders Jim Adduci and Paul Householder, September 18, 1984.

## ALEX COLE

(55)

### ALEXANDER COLE, JR.

#### Outfielder

Ht: 6-2                      Bats: Left  
Wt: 170                     Throws: Left

Age: 22 (Turns 23 on August 17)  
Born: 8-17-65 at Fayetteville, North Carolina

**BECAME CARDINAL** — St. Louis' second selection, regular phase, January, 1985 free-agent draft.

**M.L. SERVICE** — 0.000



**1987 SEASON:** Swift outfielder, who led the Texas League with a career-high 68 steals in '87 ... played in a career-high 125 games and collected 122 base hits ... his 122 hits were second on the club to Mike Fitzgerald (128) ... Cole tied for first among Texas League outfielders with five double plays ... collected hits in 8 straight games from April 18-27 (11-for-29; .379) ... stole a base in five straight games from April 12 to 17 (5 SB) ... had three steals in games on April 22 vs Tulsa and April 27 at Jackson ... had a career best 27 RBI, 2 HR's and 12 doubles ... collected season-high four hits on June 29 vs Shreveport and July 14 vs Wichita.

**CAREER HIGHLIGHTS:** **1985** - Selected by St. Louis on the second round of the January free-agent draft and signed by Cardinals' scout Marty Maier ... led the Appalachian League in runs (60), stolen bases (46) and caught stealing (8) ... Cole led Appalachian

League outfielders in most games (66), total chances (142), putouts (127) and assists (12) ... was selected as a member of the Appalachian League All-Star team. **1986** - Opened the season at St. Petersburg, where he led the Florida State League in caught stealing (22) and was fourth in stolen bases (56) ... stole five bases on May 7 vs West Palm Beach, including two thefts of third ... his career-best .343 batting mark earned him selection to the Florida State League All-Star team ... was promoted to Louisville (AAA) on June 30 ... stole 24 bases in 63 games, tying Curt Ford for club leadership ... played for Cardinals' entry in the Winter Instructional League ... appeared in 20 games and had a .258 average with 14 SB.

**MISC:** Graduated from J.H.W. Wythe Building H.S., Richmond, VA, in 1983 ... lettered in baseball and was All-State, All-Metro and All-District selectee ... attended Manatee Community College, Bradenton, FL for two years ... lettered in baseball ... played amateur baseball in the American Legion and Little League programs.

### COLE — COMPLETE RECORD

Year	Club	AVG.	G	AB	R	H	2B	3B	HR	RBI	BB	SO	SB
1985	Johnson City	.263	66	232	60	61	5	1	1	13	30	27	46
1986	St. Petersburg	.343	74	286	76	98	9	1	0	26	54	37	56
	Louisville	.250	63	200	25	50	2	4	1	16	17	30	24
1987	Arkansas	.256	125	477	68	122	12	4	2	27	44	55	68

## VINCE COLEMAN

(29)

### VINCENT MAURICE COLEMAN

#### Outfielder

Ht: 6-0

Bats: Both

Wt: 170

Throws: Right

Age: 26

Born: 9-22-61 at Jacksonville, Florida

**BECAME CARDINAL** — Tenth selection in regular phase of June, 1982, free-agent draft.

**M.L. SERVICE** — 3.000



**1987 SEASON:** Continued to provide daring speed on the base paths while also improving his on-base pct. ... Vince became the first Major Leaguer to ever steal 100 or more bases in each of his first three seasons, when he swiped his 100th on Sept. 12 at New York ... his 109 stolen bases were second to his career-high 110 SB in 1985 ... stole his 300th career base on August 26 at Houston ... stole second and third in the same inning 13 times and 38 times during his career ... established career highs for batting average (.289), on-base pct. (.363), walks (70) runs (121), RBI (43) ... reached base by hit or walk in 50 straight games (April 22-June 21) and 137 of 151 games played ... led club with 44 infield hits and 14 bunt singles ... established a career high with 10 GWRBI ... Vince has scored 100 or more runs in two of his first three seasons ... hit his second M.L. homer and first homer to leave the park on August 26 vs Houston (Deshaies) ... the homer came in his 1,914 career plate appearance ... improved his defensive play, recording 16 assists which equalled career high and was tied for 2nd among N.L. outfielders ... stole four bases on April 9 at Chicago and June 10 at Philadelphia, equalling his single game best (accomplished six times) ... started 150 games in left field and as the Cardinals lead-off man ... his .363 on-base pct. was third best among N.L. lead-off batters ... homered on consecutive days, Sept. 20 and 21 giving him a career high three home runs ... equalled career-high with his 10th triple on Sept. 22 ... was second in the N.L. in runs (121), fourth in hits (180), fifth in triples (10), and first in caught stealing (22) ... was named the fastest runner in the N.L. by a poll of major league managers ... his .832 stolen base pct. was 5th best in the senior circuit ... was 15-for-15 in stolen base attempts vs New York ... scored a run in nine straight games (August 25-September 4) ... had at least one stolen base in eight straight games (August 26-September 4) ... had 3 GWRBI during the final two weeks of the season ... stole 19 straight bases without being caught (June 12-July 22) ... has averaged 129 stolen base attempts during his first three seasons in the big leagues ... tied Jose Oquendo for club lead in RBI (4) during the NLCS and had a team-high 4 base-on-balls ... appeared in his first World Series (missed '85 Series due to tarp accident) and registered a team-high 6 steals, including multiple steals in Games #3 and #5 ... Vince's 6 stolen bases matched the second highest total in one Series and was one short of Lou Brock's series record of 7 (1967 & 1968) ... led the club with 2 GWRBI during the post-season ... had two assists during Game #7 which equalled the World Series record for assists by an outfielder in a Series game.

**CAREER HIGHLIGHTS:** **1982** - Drafted in 10th round of free-agent draft and signed by Cardinals' scout Marty Maier ... tied for league lead in Appalachian League with 43 stolen bases ... natural right-handed hitter was converted by St. Louis organization into switch-hitter. **1983** - Led South Atlantic League in batting (.350), stolen bases (145), tied for 3rd in both runs (99) and hits (156) ... set all-time pro baseball SB record despite missing 31 games due to a hand injury ... selected to league all-star team, voted league's most outstanding major league prospect and awarded Howe News Bureau "Star of Stars" award for Sally League. **1984** - Led American Association in runs (97), at-bats (608) and stolen bases (101), establishing a new league SB record ... topped Association outfielders with 381 total chances ... selected as outfielder on league all-star team ... stole 6 bases in 10 playoff games. **1985** - Burst onto the St. Louis baseball scene, nailing down a starting position and the leadoff spot in the Cardinal lineup from the eighth game of the season ... was called up from Louisville 4/17 to replace the injured Tito Landum for a short spell, but from his first night, 4/18, when he went 1-for-3 and stole two bases there was no way Coleman would see the minor leagues again ... knocked out four hits in five at-bats in second big league game on 4/19 ... hit first major league home run, an inside-the-park shot off Len Barker, on 5/21 vs ATL (there was not even a play at the plate) ... went four-for-four with three stolen bases and four runs scored in Cards 6-1 triumph over Houston on 6/4 ... went 4-for-7 with 2 triples 8/1 at Chicago ... stole four bases at MTL on 9/28(2) ... broke the Cardinals' rookie steal record of 30, set by Bake McBride in 1974, with two steals on 5/31 vs CIN ... established major league rookie steal record of 110, topping record of 72 set by Juan Samuel in '84 when he stole two bases on same play, at CHI on 8/1, sliding off third base for #73 and continuing right on home stealing the plate for his 74th base ... became fourth man in M.L. baseball history to steal 100 or more bases with stolen base on 9/19 at PHI ... stole second and third in the same inning ten times ... had as many or more stolen bases than five entire N.L. teams and 13 big league clubs ... tied for N.L. single game highs during the '85 season in runs (4), steals (4) and triples (2) ... established three M.L. rookie records; most steals (110), caught stealing (25) and fewest double plays grounded into (3) ... teamed with Willie McGee to steal 166 bases establishing M.L. record for most stolen bases by two teammates ... displayed strong accurate arm placing second among N.L. outfielders with 16 assists ... started 130 games in LF, 10 RF and 9 CF ... had two hits in both Games #2 and #3 of N.L.C.S. ... a freak accident prior to Game #4 in St. Louis when the tarpaulin machine rolled over his left leg sidelined Coleman for the remainder of the post-season with a tiny bone chip on the outside part of the knee ... tremendous season led to post-season recognition as The Sporting News Rookie of the Year, the top vote-getter for Topps Rookie All-Star Team and the honor of being only the fourth player chosen unanimously by the B.B.W.A.A. as their N.L. Rookie of the Year. **1986** - In sophomore season showed no signs of slowing up on the base paths ... became the first player in Major League history to steal 100 bases in first two big league seasons, and the first National League player to ever have two 100 steal seasons in career ... started out slowly however going nine straight games without a steal from 4/13-25, the longest dry spell of career ... on 5/1 at SD equaled M.L. record for sacrifice flies in a game with three against Padres ... equalled personal best and club record, held jointly with Lou Brock, with 28 consecutive steals without being caught from 7/22-8/26 ... hit in eight straight games (13-for-32; .406) from 8/3-10 ... scored at least one run in seven straight games (9 total) from 8/4-10 ... stole 200th career base on 9/6 at HOU ... moved into second place on Cardinals' all-time steal list with 204th stolen base of career, 9/12 vs MTL ... on 9/21 at MTL stole his 100th base of season joining Rickey Henderson as only player in M.L. history to steal over 100 bases more than once ... for this accomplishment was chosen as National League Player of the Week (with Kent Tekulve) for week of 9/15-21 ... averaged .694 steals per game (107 in 154) ... was successful on 107 of 121 (88%) steal attempts, third best percentage in N.L. ... was 77 of 85 in steals of second, 30-for-35 at third and 0 for 1 of home ... had 26 multiple steal games (4 bases, 3 times; 3 base, 6 times and 2 bases, 17 times) ... stole second and third in the same inning 15 times ... had more steals than nine entire big league clubs ... drew 22 of 176 balks (13%). N.L. pitchers committed in '86 ... led M.L. in steals (107) ... was fourth in N.L. in triples (8) and fifth in runs (94) ... led club in at-bats, runs, triples ... had 41 multiple hit games to lead club ... drew ten more walks than in his rookie season ... tied for fifth among N.L. outfielders with 12 assists.

**MISC:** Graduated from Raines High School in Jacksonville, Florida in 1978 where he lettered in football and baseball ... received degree in physical education from Florida A&M University ... while at A&M was the football team's place kicker and punter averaging 41.1 yards a punt in his senior year and earning an invitation to the Freedom Bowl All-Star Game ... in baseball, twice led NCAA Division 1-AA in stolen bases ... stole 65 bases in his junior season and seven in one game during senior year ... attended Washington Redskins mini camp in May, 1982 ... cousin of Greg Coleman, Minnesota Vikings punter ... was selected 1986 South Side Kiwanis Clubs Sportsman of the Year ... enjoys reading, watching movies and basketball ... married the former Lynette Allen (11/28/87) ... joined with Yankees' Rickey Henderson in a program to educate children about drug abuse (Pros For Kids).

## COLEMAN — COMPLETE RECORD

Year	Club	AVG.	G	AB	R	H	2B	3B	HR	RBI	BB	SO	SB
1982	Johnson City	.250	58	212	40	43	2	1	0	16	29	49	43
1983	Macon	.350*	113	446	99	156	8	7	0	53	56	85	**145
1984	Louisville	.257	152	608	97	156	21	7	4	48	55	112	*101
1985	Louisville	.143	5	21	1	3	0	0	0	0	0	2	0
	St. Louis	.267	151	636	107	170	20	10	1	40	50	115	***110
1986	St. Louis	.232	154	600	94	139	13	8	0	29	60	98	*107
1987	St. Louis	.289	151	623	121	180	14	10	3	43	70	126	*109
<b>MAJOR TOTALS</b>		.263	456	1859	322	489	47	28	4	112	180	339	326

GW-RBI — 1985-3; 1986-2; 1987-10. Total: 15.

\*Led League

\*\*Led League and set new Pro Baseball record.

\*\*\*Led League and set new M.L. Rookie SB record.

## COLEMAN — LEAGUE CHAMPIONSHIP SERIES RECORD

Year	Club / Opp.	AVG.	G	AB	R	H	2B	3B	HR	RBI	BB	SO	SB
1985	St.L. vs L.A.	.286	3	14	2	4	0	0	0	1	0	2	1
1987	St.L. vs S.F.	.269	7	26	3	7	1	0	0	4	4	6	1
<b>L.C.S. TOTALS</b>		.275	10	40	5	11	1	0	0	5	4	8	2

## COLEMAN — WORLD SERIES RECORD

Year	Club / Opp.	AVG.	G	AB	R	H	2B	3B	HR	RBI	BB	SO	SB
1985	St.L. vs K.C.												
INJURED — DID NOT APPEAR													
1987	St.L. vs Minn.	.143	7	28	5	4	2	0	0	2	2	10	6

## COLEMAN — CAREER TRANSACTIONS

- Selected by Philadelphia Phillies' organization in 20th round of free-agent draft, June 8, 1981.
- Selected by St. Louis Cardinals' organization in 10th round of free-agent draft, June 7, 1982.

## 1987 N.L. TOP SB PCT.

	Team	SB	CS	SB	
1.	Tim Lincecum	MTL	50	5	91%
2.	Ryne Sandberg	CHI	21	2	91%
3.	Eric Davis	CIN	50	6	89%
4.	Billy Hatcher	HOU	53	9	85%
5.	<b>VINCE COLEMAN</b>	<b>STL</b>	<b>109</b>	<b>22</b>	<b>83%</b>
6.	<b>OZZIE SMITH</b>	<b>STL</b>	<b>43</b>	<b>9</b>	<b>83%</b>
7.	<b>TOM HERR</b>	<b>STL</b>	<b>19</b>	<b>4</b>	<b>83%</b>
8.	Tony Gwynn	SD	56	12	82%
9.	Milt Thompson	PHI	46	10	82%
10.	Andy Van Slyke	PIT	34	8	81%

## COLEMAN'S TEAM-BY-TEAM STEAL BREAKDOWN

Team	1987			CAREER		
	SB	CS	PCT.	SB	CS	PCT
Atlanta	12	1	92%	24	5	83%
Chicago	10	2	83%	32	8	80%
Cincinnati	8	2	80%	27	8	77%
Houston	4	0	100%	20	4	83%
Los Angeles	4	2	67%	12	5	71%
Montreal	12	1	92%	37	2	95%
New York	15	0	100%	30	0	100%
Philadelphia	20	4	83%	53	4	93%
Pittsburgh	13	2	87%	38	9	81%
San Diego	8	3	73%	30	6	83%
San Francisco	3	5	38%	23	10	70%

## COLEMAN — SWITCH-HITTING RECORD

Year		AVG.	AB	H	2B	3B	HR	RBI	BB	SO
1985	LH	.282	425	120	10	4	1	27	36	76
	RH	.237	211	50	10	6	0	13	14	39
1986	LH	.228	372	85	8	6	0	18	29	69
	RH	.237	228	54	5	2	0	11	31	29
1987	LH	.300	414	124	6	3	0	26	41	80
	RH	.268	209	56	8	7	3	17	29	46
CAREER	LH	.272	1211	329	24	13	1	71	106	225
TOTALS	RH	.247	648	160	23	15	3	41	74	114

## COLEMAN — CAREER FIELDING

Year	G	PO	A	E	TC	DP	PCT.
1985	150	305	16	7	328	1	.979
1986	149	300	12	9	321	2	.972
1987	150	274	16	9	299	3	.970
TOTALS	449	879	44	25	948	6	.974

## COLEMAN — DETAILED HITTING STATISTICS

	AVG.	G	AB	H	HR	RBI
Totals	.289	151	623	180	3	43
Before ASG	.288	78	316	91	0	23
After ASG	.290	73	307	89	3	20
Night	.259	102	410	106	1	23
Day	.347	49	213	74	2	20
Grass	.335	41	173	58	0	10
Turf	.271	110	450	122	3	33
Home	.275	72	287	79	3	27
Road	.301	79	336	101	0	16
April	.240	19	75	18	0	6
May	.301	24	103	31	0	7
June	.321	27	112	36	0	9
July	.239	23	92	22	0	6
August	.306	28	121	37	1	7
Sept.-Oct.	.300	30	120	36	2	8

### 1987 HIGHS:

**Most Hits:** 4, 9/5 vs SD. **Most RBI:** 3, 9/20 vs Chi. **Most Runs:** 3, 6 times. **Most SB:** 4, twice. **Longest Hit Streak:** 11 games, 6/3-14. **Longest Hitless Streak:** 4 games, 7/8(2)-17. **Longest Hit/Walk Streak:** 51 games, 4/23-6/23.

### CAREER HIGHS:

**Most Hits:** 4, 5 times. **Most Runs:** 4, 6/4/85 vs Hou. **Most RBI:** 3, twice. **Most SB:** 4, 6 times, last 6/10/87 at Phi. **Longest Hit Streak:** 11 games, twice, 9/1-11/85 & 6/3-14/87. **Last HR:** 9/21/87 vs Phi off Carman.

	AVG.	G	AB	H	HR	RBI	AVG.	CAREER AB	H	HR	RBI
vs. East	.290	86	355	103	2	27	.250	1038	260	2	68
Chi	.333	18	75	25	1	9	.288	201	58	1	21
Mtl	.239	17	71	17	0	5	.206	218	45	0	10
NY	.295	15	61	18	0	3	.248	210	52	0	15
Pha	.301	18	73	22	1	4	.232	211	49	1	10
Pitt	.280	18	75	21	0	6	.283	198	56	0	12
vs. West	.287	65	268	77	1	16	.279	821	229	2	44
Atl	.306	12	49	15	0	2	.288	146	42	1	7
Cin	.304	11	46	14	0	4	.346	130	45	0	10
Hou	.222	9	36	8	1	2	.232	138	32	1	6
LA	.240	12	50	12	0	4	.219	137	30	0	17
SD	.308	12	52	16	0	4	.289	149	43	0	11
SF	.343	9	35	12	0	0	.306	121	37	0	3

## COLEMAN'S 1987 STEAL SITUATIONS

SITUATION	STEALS	PCT.
Game Tied 0-0	38	35%
Other Tied Situation	9	8%
With 1-Run Difference	28	26%
Winning by 2-3 Runs	15	14%
Losing by 2-3 Runs	7	6%
Winning by 4 or More Runs	10	9%
Losing by 4 or More Runs	2	2%
TOTALS	109	100%

# TIM CONROY

(40)

## TIMOTHY JAMES CONROY

### Pitcher

Ht: 6-1  
Wt: 185

Bats: Left  
Throws: Left

Age: 27 (Turns 28 on April 3)

Born: 4-3-60 at Monroeville, Pennsylvania

**BECAME CARDINAL** — On December 10, 1985 with catcher Mike Heath in a trade with Oakland for pitcher Joaquin Andujar.

**M.L. SERVICE** — 4.093



**1987 SEASON:** Had a rough spring training and began the season at Louisville ... pitched 7 shutout innings, allowing just 2 hits while striking out 7 on April 12 vs Iowa ... earned his first win of the season on April 17 at Iowa when he again struck out 7 in 7 IP ... was 1-0 with a 3.86 ERA in 4 games at Louisville when he was recalled by the Cardinals on April 20, following the injury to John Tudor ... made his first appearance of '87 with St. Louis as a starter on 4/22 vs CHI ... recorded his first victory of the season on 5/8 at LA working 6.2 shutout innings in 5-1 Cardinal win ... recorded wins in each of his next two starts (5/16 vs CIN and 5/22 at HOU) to extend his winning streak to a career best three games ... was 0-1 in his next five games (four starts) after being bothered by a sore left shoulder ... was placed on the 15-day disabled list June 18 and never returned to the active list the rest of the season ... averaged 4.8 strikeouts per nine innings in his 10 games with St. Louis during '87 and has averaged 5.9 strikeouts per nine innings as a major leaguer.

**CAREER HIGHLIGHTS:** **1978** - Chosen by Oakland in the first round (20th player selected) of the June free-agent draft ... found himself in front of 38,841 at Royals Stadium pitching to Kansas City, June 23rd ... pitching 3.1 he allowed only 1 run but walked 5 ... he picked up no decision ... he made 1 other start vs Texas before moving to the minor leagues for 4 years. **1979** - Spent the year at Waterbury ... control problems persisted ... led the Eastern League in walks (119) and wild pitches (22). **1980** - At West Haven again led the Eastern League in wild pitches (16). **1981** - Started at West Haven but slipped to Modesto (A) by the end of the year ... combined walked 66 in 96 innings. **1982** - After vowing it would be his last year in baseball if he couldn't remedy his control problems he put together the kind of year that all his coaches were saying he was capable of ... was 15-4 (15 wins, 3rd in California League) with a 2.25 ERA (2nd in league) ... he led the league with 184 strikeouts and walked just 62 ... was named to the league and Baseball America's Class A All-Star teams ... and in the annual poll of the league managers was voted pitcher with the best fastball ... the year earned him a return to Oakland in September ... on 9/21 he tossed his first major league win ... a complete game over Texas at Oakland. **1983** - His first full major league season ... pitched in 39 games, 18 as a starter, and posted a career-high 7 wins ... his best effort of the year came 9/23 vs Toronto ... shut out the Jays on 5 hits for his first career whitewash ... held the league to a combined .234 average. **1984** - Opened the season in the starting rotation but was moved to the bullpen after 5 starts ... returned to the rotation June 12th ... turned in a brilliant effort vs Texas on 6/23 for his only win of the year ... went 8 innings, allowing 1 hit and 1 run with 5 strikeouts and only 2 walks ... after 2 more starts was returned to the bullpen where he stayed until the final month of the season ... put in a fine effort in a start vs N.Y. at Oakland 8/28 ... surrendered 1 run over 9 innings, fanning 4 and walking 1 ... received no decision as the A's won in 12 innings ... held the league to a .235 average ... 3rd on the A's with 69 strikeouts. **1985** - Had a remarkable season, with an 11-3 record at Tacoma in which he had a 3.27 ERA (in the Pacific Coast League, noted for high ERAs) and struck out 166 in 129.1 innings ... ERA was 6th in the league, his strikeout total 2nd ... hurled 1-0, no-hitter 5/14 at Tucson in 7-inning first game of a double header ... opened season with Oakland working 11 games in relief (10 IP, 5 ER), but was optioned to AAA early in May ... returned to big leagues in Sept. following AAA season ... made 5 appearances (2 starts) working 15.1 innings and allowing 7 ER. **1986** - Opened the season on the 21-day disabled list with a tender left shoulder ... reinstated from d.l. on 4/17 ... made Cardinals debut on 4/19 at MTL working three perfect innings of relief to pickup win in 17-inning marathon with Expos ... also had GW-RBI in game with bases loaded walk in first major league plate appearance ... made four appearances in relief (9.1 IP) with 1-0 mark, 0.96 ERA before he started first game 5/3 at LA ... pitched five-hit complete game in 13-3 win vs SD on 5/8, and was offensive star with 2-for-3, 4 RBI ... had recurrence of shoulder injury in 5/25 start vs ATL and was placed on 21-day disabled list 5/26 ... sent to Louisville on 20-day medical rehabilitation 6/27 ... after making two pain-free AAA starts rejoined Cardinals on 7/8 ... that night started at LA working six innings of three-hit, scoreless baseball and gaining the win in a combined 1-0 shutout with Rick Horton ... was used as a pinch-hitter (flying out) on 8/12 at MTL ... had one of his top outings of the season on 8/30 vs CIN, pitched 7 innings of no-hit baseball, and

at one point retired 21 straight batters ... in a 7-2 win at MTL on 9/21 struckout a career high 11 batters, the most strikeouts by a St. Louis pitcher since Pete Vuckovich had 12 vs LA (6/3/79) ... averaged 6.20 strikeouts per 9 IP as starter, best among STL starters ... 21 starts were a career high.

**MISC:** Graduated from Gateway Senior High (Monroeville, PA) in 1978... pitched Gateway to 2 Western Pennsylvania League titles ... senior year won 6 and lost 1 with 1.80 ERA ... struck out 88 in 39 innings ... struck out 22 in a seven inning game ... his catcher dropped a called third strike ... was named to the first team high school All-America team ... enjoys playing racquetball and tennis ... Pittsburgh Steeler fan ... Tim and his wife, Michele, have two children, Timothy James, Jr. (7/20/83) and Jenna Lynn (2/27/86) ... one of the team's better hitting pitchers went to Florida Instructional League to work on pinch-hitting in 1986.

### CONROY — COMPLETE RECORD

Year	Club	W-L	ERA	G	GS	CG	SHO	SV	IP	H	R	ER	BB	SO
1978	Oakland	0-0	7.20	2	2	0	0	0	5	3	6	4	9	0
	Vancouver	0-1	16.00	3	3	0	0	0	9	13	16	16	10	3
1979	Waterbury	7-14	5.22	25	25	4	1	0	138	115	95	80	119	106
1980	West Haven	8-14	6.18	25	25	5	0	0	147	160	119	101	93	72
1981	West Haven	2-6	6.00	14	13	0	0	0	57	59	50	38	43	51
	Modesto	1-3	7.85	8	8	0	0	0	39	50	37	34	23	46
1982	Modesto	15-4	2.25	27	25	9	3	0	172	136	59	43	62	184
	Oakland	2-2	3.55	5	5	1	0	0	25.1	20	13	10	18	17
1983	Oakland	7-10	3.94	39	18	3	1	0	162.1	141	89	71	98	112
1984	Oakland	1-6	5.23	38	14	0	0	0	93	82	58	54	63	69
1985	Tacoma	11-3	3.27	22	22	2	1	0	129.1	106	52	47	71	166
	Oakland	0-1	4.26	16	2	0	0	0	25.1	22	15	12	15	8
1986	St. Louis	5-11	5.23	25	21	1	0	0	115.1	122	72	67	56	79
	Louisville	**1-0	2.25	2	2	0	0	0	8	6	2	2	6	6
1987	Louisville	1-0	3.86	4	4	0	1	0	16.1	11	7	7	8	14
	St. Louis	3-2	5.53	10	9	0	0	0	40.2	48	26	25	25	22
<b>MAJOR TOTALS</b>		<b>18-32</b>	<b>4.68</b>	<b>135</b>	<b>71</b>	<b>5</b>	<b>1</b>	<b>0</b>	<b>467</b>	<b>438</b>	<b>279</b>	<b>243</b>	<b>284</b>	<b>307</b>

\*\*Medical Rehabilitation

### CONROY — MAJOR LEAGUE HITTING TOTALS

	AVG.	AB	H	HR	RBI
1987	.000	15	0	0	0
<b>CAREER</b>	<b>.091</b>	<b>44</b>	<b>4</b>	<b>0</b>	<b>6</b>

### CONROY — CAREER TRANSACTIONS

- Selected by Oakland A's organization in 1st round (20th player selected) of free-agent draft, June 6, 1978.
- On disabled list, July 16 to September 1, 1978.
- Traded with catcher Mike Heath to St. Louis Cardinals for pitcher Joaquin Andujar, December 10, 1985.
- On disabled list, March 24 to April 17, 1986.
- On disabled list, May 26 to July 8, 1986; included rehabilitation disability assignment to Louisville, June 27 to July 8, 1986.
- On disabled list June 18 to October 4, 1987.

### CONROY — RELIEF/STARTER

Year		W-L	ERA	G	IP	H	R	ER	BB	SO
1983	Relief	2-0	2.50	21	57.2	44	27	16	39	42
	Starter	5-10	4.73	18	104.2	97	62	55	59	70
1984	Relief	0-0	5.16	24	29.2	28	17	17	20	28
	Starter	1-6	5.26	14	63.1	54	41	37	43	41
1985	Relief	0-0	4.24	14	17	13	8	8	10	4
	Starter	0-1	4.32	2	8.1	9	7	4	5	4
1986	Relief	1-0	0.96	4	9.1	1	1	1	2	6
	Starter	4-11	5.60	21	106	121	71	66	54	73
1987	Relief	0-0	0.00	1	0.1	1	0	0	1	0
	Starter	3-2	5.58	9	40.1	47	26	25	24	22
<b>CAREER</b>	Relief	<b>3-0</b>	<b>3.32</b>	<b>64</b>	<b>114</b>	<b>87</b>	<b>53</b>	<b>42</b>	<b>72</b>	<b>80</b>
<b>TOTALS</b>	Starter	<b>15-32</b>	<b>5.12</b>	<b>71</b>	<b>353</b>	<b>351</b>	<b>226</b>	<b>201</b>	<b>212</b>	<b>227</b>

## CONROY — DETAILED PITCHING STATISTICS

	W-L	ERA	G	CG	SV	IP	ER	H	BB	SO
Totals	3-2	5.53	10	0	0	40.2	25	48	25	22
Before ASG	3-2	5.53	10	0	0	40.2	25	48	25	22
After ASG	ON DISABLED LIST									
Night	3-2	5.21	8	0	0	38.0	22	44	22	19
Day	0-0	10.13	2	0	0	2.2	3	4	3	3
Grass	1-0	0.00	1	0	0	6.2	0	7	2	5
Turf	2-2	6.62	9	0	0	34.0	25	41	23	17
Home	1-1	7.11	6	0	0	19.0	15	23	14	10
Road	2-1	4.15	4	0	0	21.2	10	25	11	12
April	0-1	6.55	2	0	0	11.0	8	13	6	3
May	3-0	3.43	5	0	0	21.0	8	23	9	12
June	0-1	9.35	3	0	0	8.2	9	12	10	7
July	ON DISABLED LIST									
August	ON DISABLED LIST									
Sept.-Oct.	ON DISABLED LIST									

### 1987 HIGHS:

Most Strikeouts: 5, 5/8 at LA.  
 Longest Win Streak: 3 games, 5/8-22.  
 Longest Scoreless Streak: 6.2 IP, 5/8-16.

### CAREER HIGHS:

Most Strikeouts: 11, 9/21/86 at Mtl.  
 Fewest Hits in CG: 5, three times (last time 5/8/86 vs SD).  
 Longest Win Streak: 3 games, 7/29-8/8/83 & 5/8-22/87.  
 Longest Losing Streak: 5 games, 7/13-8/24/86.  
 Longest Scoreless Relief Streak: 11.1 IP, 5/6-14/83.

	W-L	SV	G	IP	ERA	ER	CAREER									
							W-L	SV	G	IP	ERA	ER				
vs. East	0-0	5.91	3	0	0	10.2	7	13	9	6	2-4	0	15	61.1	5.72	39
Chi	0-0	4.05	1	0	0	6.2	3	6	3	3	0-1	0	2	11.2	5.40	7
Mtl	—	—	—	—	—	—	—	—	—	—	2-0	0	2	10.0	1.80	7
NY	—	—	—	—	—	—	—	—	—	—	0-1	0	4	14.2	4.30	7
Pha	0-0	7.36	1	0	0	3.2	3	7	2	2	0-1	0	3	14.2	6.75	11
Pitt	0-0	27.00	1	0	0	0.1	1	0	4	1	0-1	0	4	10.1	10.45	12
vs. West	3-2	5.40	7	0	0	30.0	18	35	16	16	6-9	0	20	74.2	6.39	53
Atl	0-0	11.57	1	0	0	2.1	3	3	2	3	0-1	0	2	3.1	18.90	7
Cin	1-1	7.45	2	0	0	9.2	8	11	5	7	2-2	0	5	31.0	6.68	23
Hou	1-0	2.57	2	0	0	7.0	2	7	4	1	1-1	0	4	14.1	5.02	8
LA	1-0	0.00	1	0	0	6.2	0	7	2	5	2-3	0	5	28.0	2.57	8
SD	0-1	10.38	1	0	0	4.1	5	7	3	0	1-2	0	3	17.0	7.94	15
SF	—	—	—	—	—	—	—	—	—	—	0-0	0	1	1.0	0.00	0

# DANNY COX

# (34)

## DANNY BRADFORD COX

### Pitcher

Ht: 6-4

Bats: Right

Wt: 225

Throws: Right

Age: 28

Born: 9-21-59 at Northampton, England

**BECAME CARDINAL** — Signed as the 12th selection in the regular phase of the June, 1981, free agent draft.

**M.L. SERVICE** — 4.036.



**1987 SEASON:** Was the Cardinals #1 starter from the right side . . . got the season off to a good start by recording eight strikeouts on April 9 at Chicago, equalling his single game high . . . won four of his first five decisions . . . on April 23 vs CHI. Cox became the first Cardinals pitcher since Jim Kaat on July 1, 1980 to pitch a complete game with no walks or strikeouts . . . it also marked the first complete game by a Cardinal pitcher in '87 . . . Danny also went 2-for-3 at the plate in that contest . . . started 31 games, making him the only Cardinal pitcher to start at least 25 games in each of the last three seasons . . . recorded his 50th career win with a 3-0 combined shutout on July 4 at Atlanta . . . won 10 or more games for the 3rd straight season . . . was struck by a line drive off the bat of San Francisco's Mike Aldrete on July 9 at St. Louis . . . fractured the fifth metatarsal in his right foot causing him to be placed on the disabled list from July 10 to August 8 . . . was the second consecutive season that Cox had suffered a broken bone (suffered chip fracture of the right ankle prior to 1986 season which caused him to miss first month) . . . Cox was 8-3 prior to his injury and went 3-6 after coming off the D.L. . . . was 4-2 in his six starts against Chicago . . . was among club leaders in innings pitched (199.1), victories (11), and strikeouts (101) . . . opponents batted .290 (224-for-772) vs Cox . . . earned his 10th win of the season on Sept. 22 vs Philadelphia in 3-2 Cardinal victory . . . his complete game victory over Montreal on Oct. 1 gave Cardinals division clinching win . . . was slated to start Game #1 of the NLCS, but had to be held out due to a stiff neck . . . made his first start vs the Giants in Game #4

dropping a 4-2 decision in a rout-going effort at Candlestick Park ... came back on three day's rest to start Game #7 and shutout the Giants 6-0 in the National League Championship clinching victory at Busch Stadium ... was Card's starter in Game #2 of the World Series and was loser in 8-4 Twins victory ... game the Cards a 3 games to 2 edge with 4-2 win in Game #5, in which he held the Twins to 5 hits in 7.1 IP ... was loser in Game #7 when he allowed one run in 2/3 IP after relieving Joe Magrane in the 5th ... working on just two days rest, Cox walked three of the five batters he faced ... was 2-3 with a 4.40 ERA in the post-season.

**CAREER HIGHLIGHTS: 1981** - Selected by St. Louis in 13th round of June free-agent draft and signed by Cardinals' scout Marty Maier ... led Appalachian League pitchers in ERA, shutouts, strikeouts, complete games and innings pitched ... pitched a 9-inning no-hit, no-run game August 9, in beating Bristol 11-0 ... was named Appalachian League Player of the Year and was selected as Topps July Appalachian League player of the month ... was selected on the League All-Star team. **1982** - Was selected on the League All-Star team. **1983** - Just 15 weeks to pass through every classification in the Cardinals' minor league organization and make it to the majors. He began the season at St. Louis' extended spring training and made short stops at the A, AA and AAA levels before being called up to St. Louis on August 4 after the Cardinals sold John Martin to Detroit ... while at Arkansas, had a string of seven complete games in-a-row, struck out 73, walked only 21 and yielded only 60 hits in 86.1 innings ... was a Texas League All-Star team selection ... started just two games at Louisville before joining the Cardinals at Cooperstown on August 1 where he started and won a 4-1 decision over the Baltimore Orioles (soon to be World Series Champions) in the Hall of Fame Game ... then returned to Louisville but was called up four days later ... drew his first major league start on August 6 when he dueled with Steve Carlton and the Phillies in a game PHI won 1-0 in 11 innings ... earned his first win on August 12 when he defeated HOU and Nolan Ryan, 5-2. **1984** - On opening day, pitched in relief for the Cardinals and, after allowing only two hits in four innings, emerged an 11-7 victor ... after winning a start against PIT on April 14, hit the skids in a seven-game losing streak, had a one-time attack of a tender shoulder, and was 3-8 when he was optioned to Louisville to straighten things out ... after a month and four days at Louisville, where he was 4-1 with a 2.13 ERA and his control problems solved, returned to St. Louis and was 6-3 in 13 starts the rest of the season ... ERA in his second stint was 3.72 compared to an earlier 4.33. High point of the season was a 1-0 three-hit shutout of the Montreal Expos on September 19. **1985** - In first full big league season, as Cardinal #3 starter ... was among league leaders in 5 pitching categories (wins, IP, CG, SHO and ERA) ... had a string of 23 consecutive scoreless innings from 6/10 (5th inning) - 6/20 (9th inning) ... teamed with Joaquin Andujar and John Tudor to give the Redbirds its largest winning trio since 1935 (D. Dean, 28 wins; P. Dean, 19; Hallahan, 15) ... hurled a pair of two hitters, on 5/31 vs Cincinnati (in which Cox faced only 29 batters and had a perfect game through 7-2/3 innings before Concepcion broke it up with a single) and 9/5 vs Chicago (in which Cox walked one, struck out five and faced only 29 batters) ... won 9 of first 11 decisions, and was 11-4 at All-Star Break earning consideration for all-star honors ... completed 5 of 6 starts between 5/26 and 6/20, with three shutouts ... equalled career high 8 strikeouts vs Montreal on 9/20 ... finished the season with three straight victories, including a 4-3 triumph over the Mets on Oct. 3 that all but put away the division title, giving the Cardinals a two-game edge with three to play ... in post-season play, won Game #3 of LCS against the Dodgers after the Redbirds had lost the first two games ... in the World Series, he was the starter in Games #2 (which the Cardinals won) and Game #6 (which they lost after he was out of the game) ... he had a 1.80 ERA in post-season. **1986** - Battled back to 12-13 record after poor start (0-4, 2-7 early in season) brought about at least in part by a chip fracture of his right ankle suffered during spring training at St. Petersburg on 3/30 ... while fishing he jumped off a low sea wall and turned his ankle which resulted in a stretch on the 21-day disabled list at the start of the season ... after seven scoreless innings of rehabilitation in an extended training game on 4/19 at St. Pete, Cox was activated on 4/24 ... on 6/1 at CIN, in his eighth start of the season, he defeated the Reds, 2-1, for his first win of the season ... three-hit the Phillies on 7/28 in 3-1 complete game win at PHI ... equalled his career high 8 strikeouts in 7/28 outing ... had a decision in 18 of his last 19 starts ... was 9-5 in last 15 starts, and did not allow more than three earned runs in any of them ... pitched CG in 6 of last 11 starts ... over a four start period from 7/18-8/3 did not allow a walk (28 innings) ... limited opponents to .234 average (189-for-808) ... averaged 4.42 strikeouts and 2.45 walks per 9 IP ... was sixth in National League ERA (2.90) and tied for fifth in complete games (8) ... was second among N.L. batters with 16 sacrifice hits.

**MISC:** Graduated from Warner Robbins, Georgia, High School in 1977 ... played varsity baseball, football and basketball ... attended Chattahoochee Valley (Alabama) J.C. and Troy State University, Troy, Alabama ... majored in General Business ... played baseball and was named to All-American team his senior year ... prior to 1983, the last time the Cardinals played in the Hall of Fame Game (1966), they called up from minors a little-known pitcher named Steve Carlton. He was promoted to the big leagues for good, four days after he turned in a 7-5 win over the Twins on July 25, 1966 ... ironically, Cox's college baseball coach was Chase Riddle (formerly a Cardinals' scout) who originally helped to sign Carlton to a Cardinal contract ... was the 13th European-born player to participate in a World Series game ... joined George Calmers (Scotland) for PHI in 1915 Series and Bert Blyleven (Holland) for PIT in 1979 Series and 1987 for MIN as only European-born starting pitchers in W.S. play.

### COX — COMPLETE RECORD

Year Club	W-L	ERA	G	GS	CG	SHO	SV	IP	H	R	ER	BB	SO
1981 Johnson City	9-4	2.06	13	13	10	4	0	109	80	27	25	36	87
1982 Springfield	5-3	2.56	15	13	2	0	0	84	82	46	24	29	68
1983 St. Petersburg	2-2	2.53	5	5	2	0	0	32	26	10	9	14	22
Arkansas	8-3	2.29	11	11	7	1	0	86.1	60	31	22	24	73
Louisville	0-0	2.45	2	2	0	0	0	11	10	3	3	0	8
St. Louis	3-6	3.25	12	12	0	0	0	83	92	38	30	23	36
1984 Louisville	4-1	2.13	6	6	4	0	0	42.1	34	16	10	7	32
St. Louis	9-11	4.03	29	27	1	1	0	156.1	171	81	70	54	70
1985 St. Louis	18-9	2.88	35	35	10	4	0	241	226	91	77	64	131
1986 St. Louis	12-13	2.90	32	32	8	0	0	220	189	85	71	60	108
1987 St. Louis	11-9	3.88	31	31	2	0	0	199.1	224	99	86	71	101
<b>MAJOR TOTALS</b>	<b>53-48</b>	<b>3.34</b>	<b>139</b>	<b>137</b>	<b>21</b>	<b>5</b>	<b>0</b>	<b>899.2</b>	<b>902</b>	<b>394</b>	<b>334</b>	<b>272</b>	<b>446</b>

### COX — LEAGUE CHAMPIONSHIP SERIES RECORD

Year Club/Opp.	W-L	ERA	G	GS	CG	SHO	SV	IP	H	R	ER	BB	SO
1985 St.L. vs L.A.	1-0	3.00	1	1	0	0	0	6	4	2	2	5	4
1987 St.L. vs S.F.	1-1	2.12	2	2	2	0	0	17	17	4	4	3	11
<b>L.C.S. TOTALS</b>	<b>2-1</b>	<b>2.35</b>	<b>3</b>	<b>3</b>	<b>2</b>	<b>0</b>	<b>0</b>	<b>23</b>	<b>21</b>	<b>6</b>	<b>6</b>	<b>8</b>	<b>15</b>

### COX — WORLD SERIES RECORD

Year Club/Opp.	W-L	ERA	G	GS	CG	SHO	SV	IP	H	R	ER	BB	SO
1985 St.L. vs K.C.	0-0	1.29	2	2	0	0	0	14	14	2	2	4	13
1985 St.L. vs Minn	1-2	7.71	3	2	0	0	0	11.2	13	10	10	8	9
<b>W.S. TOTALS</b>	<b>1-2</b>	<b>4.21</b>	<b>5</b>	<b>4</b>	<b>0</b>	<b>0</b>	<b>0</b>	<b>25.2</b>	<b>27</b>	<b>12</b>	<b>12</b>	<b>12</b>	<b>22</b>

### COX — DETAILED PITCHING STATISTICS

	W-L	ERA	G	CG	SV	IP	ER	H	BB	SO						
Totals	11-9	3.88	31	2	0	199.1	86	224	71	101						
Before ASG	8-3	3.65	19	1	0	125.2	51	140	46	70						
After ASG	3-6	4.28	12	1	0	73.2	35	84	25	31						
Night	4-6	3.92	21	1	0	137.2	60	158	44	63						
Day	7-3	3.79	10	1	0	61.2	26	66	31	38						
Grass	3-3	3.88	8	0	0	46.1	20	48	24	30						
Turf	8-6	3.88	23	2	0	153.0	66	176	47	71						
Home	6-3	3.40	17	2	0	121.2	46	136	32	54						
Road	5-6	4.64	14	0	0	77.2	40	88	39	47						
April	3-0	3.38	5	1	0	32.0	12	31	14	18						
May	2-2	5.02	6	0	0	37.2	21	51	12	13						
June	2-1	4.65	6	0	0	31.0	16	42	10	27						
July	1-0	1.20	2	0	0	15.0	2	16	10	12						
August	1-1	3.86	5	0	0	30.1	13	36	7	7						
Sept.-Oct.	2-5	4.57	8	1	0	43.1	22	48	18	24						
vs. East	7-5	4.06	18	2	0	113.0	51	117	39	61	32-26	0	79	506.2	3.32	187
Chi	4-2	2.98	6	1	0	42.1	14	38	17	26	7-7	0	16	102.2	3.51	40
Mtl	1-1	5.68	3	1	0	19.0	12	24	5	8	4-4	0	14	98.2	3.01	33
NY	0-1	7.71	3	0	0	11.2	10	19	3	6	3-7	0	13	68.0	4.90	37
Pha	1-1	3.18	5	0	0	34.0	12	32	10	17	7-5	0	18	119.0	3.33	44
Pitt	1-0	4.50	1	0	0	6.0	3	4	4	4	11-3	0	18	118.1	2.51	33
vs. West	4-4	3.65	13	0	0	86.1	35	107	32	40	21-22	0	60	393.0	3.37	147
Atl	1-1	4.01	4	0	0	24.2	11	35	14	11	3-5	0	12	63.0	5.29	37
Cin	2-1	4.15	3	0	0	21.2	10	25	7	12	6-4	0	12	90.2	2.68	27
Hou	1-1	3.65	2	0	0	12.1	5	12	4	3	3-4	0	11	67.1	4.14	31
LA	0-1	4.50	1	0	0	6.0	3	6	0	1	2-5	0	8	50.0	3.78	21
SD	0-0	2.45	1	0	0	7.1	2	8	2	4	3-2	0	7	49.0	2.02	11
SF	0-0	2.51	2	0	0	14.1	4	21	5	9	4-2	0	10	73.0	2.47	20

**1987 HIGHS:**  
**Most Strikeouts:** 8, 4/9 at Chi.  
**Longest Win Streak:** 3 games 4/9-23.  
**Fewest Hits in CG:** 5, 10/1 vs Mtl.  
**Longest Losing Streak:** 4 games, 9/2-18.  
**CAREER HIGHS:**  
**Most Strikeouts:** 8, four times (last time 4/9/87 at Chi.).  
**Fewest Hits:** 2, twice, 5/31/85 & 9/5/85.  
**Longest Win Streak:** 5 games, 5/6-31/85.  
**Longest Losing Streak:** 7 games, 1984.

#### CAREER

W-L	SV	G	IP	ERA	ER
32-26	0	79	506.2	3.32	187
7-7	0	16	102.2	3.51	40
4-4	0	14	98.2	3.01	33
3-7	0	13	68.0	4.90	37
7-5	0	18	119.0	3.33	44
11-3	0	18	118.1	2.51	33
21-22	0	60	393.0	3.37	147
3-5	0	12	63.0	5.29	37
6-4	0	12	90.2	2.68	27
3-4	0	11	67.1	4.14	31
2-5	0	8	50.0	3.78	21
3-2	0	7	49.0	2.02	11
4-2	0	10	73.0	2.47	20

## COX — MAJOR LEAGUE HITTING TOTALS

	AVG.	AB	H	HR	RBI
1987	.116	69	8	0	1
CAREER	.116	293	34	0	10

## COX — CAREER TRANSACTIONS

- Selected by St. Louis Cardinals' organization in 13th round of free-agent draft, June 8, 1981.
- On Arkansas disabled list, April 8 to April 21, 1983.
- On disabled list, March 30 to April 24, 1986.
- On disabled list, July 10 to August 8, 1987.

# KEN DAYLEY

# (46)

## KENNETH GRANT DAYLEY II

### Pitcher

Ht: 6-0

Bats: Left

Wt: 180

Throws: Left

Age: 29

Born: 2-25-59 at Jerome, Idaho

**BECAME CARDINAL** — June 15, 1984 along with infielder Mike Jorgensen in a trade with Atlanta for Ken Oberkfell.

**M.L. SERVICE** — 4.094



**1987 SEASON:** Made a miraculous recovery from career-threatening off-season elbow surgery ... became the Cardinals #1 shortman out of the bullpen from the left side ... underwent surgery during the fall of 1986 by Dr. Frank Jobe to repair damaged ligament on the inside of his left elbow and to transfer nerves nearby ... began his comeback on May 12 when he pitched 2 innings for the Louisville Redbirds at Indianapolis ... was activated from the disabled list on May 21 ... made his first appearance with the Cardinals on May 21 at Atlanta by pitching two perfect innings of relief ... picked up his first victory of the season on June 28 at Montreal in Cards' extra inning victory ... followed up the very next day with his first save of the year at New York ... won three games in four days (7/19-23) during Cardinals trip to the West Coast following the All-Star break ... tied for the N.L. high with five wins in July ... surpassed his career high when he posted his sixth victory of the season on July 31 vs the Pirates ... was the victor in the Cards' dramatic 10-inning come-from-behind win at New York on Sept. 11 ... Dayley's 9 wins during '87 surpassed his previous high of five set in 1982 and 1983 while with Atlanta ... faced 260 batters and recorded 200 outs (77%) ... was second on the club with 29 games finished ... Ken averaged 9.3 strikeouts and 4.9 walks per 9 IP ... his 63 strikeouts were second only to his previous high of 70 in 1983 ... Ken tied for third among N.L. relievers with his 9 victories ... tied Todd Worrell for 6th best ERA (2.66) among National League relief pitchers ... averaged 1.03 strikeouts per inning (7th in the N.L. among relievers) ... did not allow a run until his 11th appearance of the season ... opponents batted .234 (52-for-222) vs Dayley and hit just two homers off the left-hander ... was fourth on the club in relief appearances (53) ... handled 7 chances flawlessly in the field and has yet to commit an error in 55 chances as a major leaguer ... saved two of the Cardinals four victories during the NLCS and was unscored upon in 4 innings of work ... earned saves in NLCS Games #1 and #6 ... added another save in Game #4 of the World Series ... posted a team-best 1.04 ERA in 7 post-season games and tied Todd Worrell for club lead in saves with three.

**CAREER HIGHLIGHTS:** **1980** - Selected by Atlanta in the first round (3rd player selected) of the June free-agent draft and signed by Braves' scouts Bill Wright and Charlie Silvera ... went directly to double-A where he fashioned an 8-3 record with a 2.57 ERA and 104 strikeouts in 105 innings. **1981** - Led International League in games started, innings pitched, strikeouts and tied for league lead in wins. **1982** - Opened the season at AAA, but was promoted to major leagues in early May ... first M.L. appearance came in start vs St. L. on 5/13 ... gave up 5 hits and 4 runs in 1.1 innings ... gained first M.L. win 5/19 vs MTL going 6.2 innings and allowing only 3 hits and 1 run ... with a 4-6 mark was returned to AAA early in Aug., but was recalled on 9/1 working 5 games in relief the remainder of the year. **1983** - Opened season at AAA winning first five decisions to give him nine straight at Richmond, dating back to '82 season ... promoted to ATL, where he spent the remainder of

year, was inconsistent while splitting time between starting and relieving. **1984** - Started the year at Atlanta, but after acquiring an 0-3 record in four starts, was sent to Richmond ... there, was impressive with a 5-1 mark in 9 appearances and an ERA of 4.04. Traded to the Cardinals, he couldn't seem to get on the right track, and after 3 appearances (2 starts) he had added two more defeats and no victories ... optioned to Louisville, he had a 4-6 record and 3.27 ERA in 13 starts, with 3 complete games. On the plus side, he walked only 22 and struck out 79 in 96.1 innings with the American Association champions. Ken did not join the Cardinals in Sept. after Louisville season ended because rest was prescribed for an abdominal muscle spasm from which he was suffering. **1985** - He got off to a remarkable start, allowing only 1 run, 15 hits and striking out 15 in his first 13 appearances, covering 18.2 innings ... over 8 appearances from 4/26-5/22 worked 12.2 scoreless innings ... recorded first major league save on 5/9 at LA in 5-4 St. Louis win ... struck out 5 of 10 batters at NY on 6/7 ... struck out the side in one scoreless inning of relief at LA on 7/18 ... from June 21 to July 26, he pitched 11 innings (11 games) in which he was unscored on and allowed only 4 hits and fanned 13 ... went six appearances (5.2 IP) without allowing a run from 8/10-18 and picked up saves 8 and 9 ... notched save #10 on 8/22 at HOU to give the Cardinals two hurlers with double figure saves for the first time since 1975 ... led the club in appearances and strikeouts per innings pitched (averaged .9 K's per IP) ... his 11 saves were second on the club to Jeff Lahti's 19 ... in post-season play, was near-perfect ... he allowed only 3 hits and walked 4 in 12 innings, striking out 8 as he appeared in 9 of the 13 games ... had two saves against the Dodgers in the League Championship Series ... was the only pitcher in the World Series who appeared in two or more games that was not scored on. **1986** - Got off to rough start, allowing a run or more in 8 of first 11 appearances (13 ER in 17 IP, 6.88 ERA) ... completely turned it around from 5/21 till he went on the disabled list 7/13 ... was unscored on in 17 of 20 appearances (1 ER in 21.2 IP, 0.42 ERA) ... included in that span was a stretch of 18.2 IP without an earned run allowed ... recorded seven strikeouts in four innings of relief 4/19 at MTL, high for a Cardinals relief pitcher in '86 ... appeared as a pinch-hitter 5/16 at ATL (popped out) ... allowed only one home run over season (5/1 vs LA, Marshall), and over last two seasons has yielded only three in 104 IP (1 every 34.2 IP) ... averaged 7.68 strikeouts per 9 IP ... had at least one strikeout in 18 of 31 appearances ... was placed on disabled list on 7/16 retroactive to 7/13 with continuing elbow stiffness ... missed the remainder of season and underwent surgery in October by Dr. Frank Jobe to repair damaged ligament on the inside of his left elbow and to transfer nerves nearby.

**MISC:** Graduated from the Dalles (OR) High School in 1977 ... while there, lettered in baseball, basketball and football ... attended the University of Portland, majoring in marketing ... played both baseball and basketball in college ... was named to Sporting News All-American team in 1980 ... played amateur baseball in Little League, Babe Ruth and American Legion programs ... married the former Mary (Jill) Pilakowski 11/22/80 ... the couple has three children, Sara Jill (5), Ashley Nichole (3) and Kenneth Grant III (11/10/86) ... had a record of 35-15; .700 at Richmond over all or part of four seasons for the best record in that club's history.

### DAYLEY — COMPLETE RECORD

Year Club	W-L	ERA	G	GS	CG	SHO	SV	IP	H	R	ER	BB	SO
1980 Savannah	8-3	2.57	16	16	3	0	0	105	86	38	30	54	104
1981 Richmond	13-8	3.33	31	31	4	1	0	200	180	82	74	117	162
1982 Richmond	8-3	3.11	13	13	6	0	0	98	89	43	34	47	79
Atlanta	5-6	4.54	20	11	0	0	0	71.1	79	39	36	25	34
1983 Richmond	9-3	3.28	14	14	4	1	0	91	79	39	33	49	74
Atlanta	5-8	4.30	24	16	0	0	0	104.2	100	59	50	39	70
1984 Richmond	5-1	4.04	9	9	2	1	0	62.1	66	31	28	24	45
Louisville	4-6	3.27	13	13	3	0	0	96.1	86	42	35	22	79
Atl-St.L.	0-5	7.99	7	6	0	0	0	23.2	44	28	21	11	10
w/St. Louis	0-2	18.00	3	2	0	0	0	5	16	10	10	5	0
1985 St. Louis	4-4	2.76	57	0	0	0	11	65.1	65	24	20	18	62
1986 St. Louis	0-3	3.26	31	0	0	0	5	38.2	42	19	14	11	33
1987 Louisville*	0-0	4.50	1	1	0	0	0	2	1	1	1	1	1
St. Louis	9-5	2.66	53	0	0	0	4	61	52	21	18	33	63
MAJOR TOTALS	23-31	3.92	194	33	0	0	20	364.2	382	190	159	137	272

\*Injury Rehabilitation

### DAYLEY — MAJOR LEAGUE HITTING TOTALS

	AVG.	AB	H	HR	RBI
1987	.000	0	0	0	0
CAREER	.258	66	17	0	2

## DAYLEY — LEAGUE CHAMPIONSHIP SERIES RECORD

Year	Club/Opp.	W-L	ERA	G	GS	CG	SHO	SV	IP	H	R	ER	BB	SO
1985	St.L. vs L.A.	0-0	0.00	5	0	0	0	2	6	2	0	0	1	3
1987	St.L. vs S.F.	0-0	0.00	3	0	0	0	2	4	1	0	0	2	4
L.C.S. TOTALS		0-0	0.00	8	0	0	0	4	10	3	0	0	3	7

## DAYLEY — WORLD SERIES RECORD

Year	Club/Opp.	W-L	ERA	G	GS	CG	SHO	SV	IP	H	R	ER	BB	SO
1985	St.L. vs K.C.	1-0	0.00	4	0	0	0	0	6	1	0	0	3	5
1987	St.L. vs Minn.	0-0	1.93	4	0	0	0	1	4.2	2	1	1	0	3
W.S. TOTALS		1-0	2.53	8	0	0	0	1	10.2	3	1	1	3	8

## DAYLEY — CAREER TRANSACTIONS

- Selected by Atlanta Braves' organization in 1st round (third player selected) of free-agent draft, June 3, 1980.
- Traded with first baseman Mike Jorgensen to St. Louis Cardinals for third baseman Ken Oberkfell, June 15, 1984.
- On disabled list, July 13 to October 8, 1986.
- On disabled list, March 28 to May 21; included rehabilitation disability assignment to Louisville May 12 to May 21, 1987.

## DAYLEY — DETAILED PITCHING STATISTICS

	W-L	ERA	G	CG	SV	IP	ER	H	BB	SO						
Totals	9-5	2.66	53	0	4	61.0	18	52	33	63						
Before ASG	2-0	1.69	21	0	2	21.1	4	16	11	20						
After ASG	7-5	3.18	32	0	2	39.2	14	36	22	43						
Night	6-3	3.00	37	0	2	42.0	14	34	25	47						
Day	3-2	1.89	16	0	2	19.0	4	18	8	16						
Grass	4-1	0.56	13	0	2	16.0	1	7	6	16						
Turf	5-4	3.40	40	0	2	45.0	17	45	27	47						
Home	3-1	4.56	26	0	1	25.2	13	33	13	26						
Road	6-4	1.27	27	0	3	35.1	5	19	20	37						
April			ON DISABLED LIST													
May	0-0	0.00	5	0	0	5.2	0	3	1	3						
June	1-0	3.12	9	0	1	8.2	3	9	8	10						
July	5-1	1.56	15	0	1	17.1	3	11	5	23						
August	2-3	3.12	11	0	1	17.1	6	16	9	19						
Sept.-Oct.	1-1	4.50	13	0	1	12.0	6	13	10	8						
vs. East	4-3	4.03	25	0	2	29	13	28	24	29	10-19	8	96	171.1	4.10	78
Chi	0-0	0.00	3	0	1	2.2	0	2	2	1	2-2	1	12	18.0	4.00	8
Mtl	1-1	6.14	5	0	0	7.1	5	8	5	6	3-5	0	22	43.2	4.33	21
NY	1-0	1.69	4	0	1	5.1	1	4	2	6	3-5	2	24	42.0	4.07	19
Pha	0-2	6.14	7	0	0	7.1	5	7	12	10	0-3	1	14	23.1	5.01	13
Pitt	2-0	2.84	6	0	0	6.1	2	7	3	6	2-3	4	20	35.0	2.83	11
StL	—	—	—	—	—	—	—	—	—	—	0-1	0	4	9.1	5.79	6
vs. West	5-2	1.40	28	0	2	32.0	5	24	9	34	13-10	12	96	193.1	3.77	81
Atl	0-0	0.00	5	0	0	6.1	0	3	2	4	0-0	1	9	8.2	1.04	1
Cin	0-0	0.00	4	0	1	4.2	0	3	2	7	2-3	3	18	46.0	4.70	24
Hou	1-1	3.86	5	0	0	7.0	3	8	1	6	2-3	3	16	36.0	3.25	13
LA	3-0	1.93	5	0	0	4.2	1	3	0	5	3-1	1	16	21.2	5.40	13
SD	1-1	1.80	5	0	0	5.0	1	4	3	5	4-4	1	21	38.2	3.96	17
SF	0-0	0.00	4	0	1	4.1	0	3	1	7	2-1	3	16	42.1	2.76	13

### 1987 HIGHS:

Most Strikeouts: 5, 8/13 vs Phi. Longest Relief Appearance: 3 IP, 8/26 vs Hou. Longest Win Streak: 4 games, 7/19-31. Longest Scoreless Streak: 11 IP, 5/21-6/18.

### CAREER HIGHS:

Most Strikeouts: 9 - 6/24/83. Most Strikeouts in Relief: 7, 4/19/86 at Mtl. Longest Scoreless Streak: 14.1 IP, 6/5-7/5/86. Longest Relief Appearance: 4 IP, twice, 6/3/85 vs Hst. & 4/19/86 at Mtl. Longest Win Streak: 4 games, 7/19-31/87. Longest Losing Streak: 5 games, 1984.

### CAREER

	W-L	SV	G	IP	ERA	ER
vs. East	4-3	8	96	171.1	4.10	78
Chi	0-0	1	12	18.0	4.00	8
Mtl	1-1	0	22	43.2	4.33	21
NY	1-0	2	24	42.0	4.07	19
Pha	0-2	1	14	23.1	5.01	13
Pitt	2-0	4	20	35.0	2.83	11
StL	—	0	4	9.1	5.79	6
vs. West	5-2	12	96	193.1	3.77	81
Atl	0-0	1	9	8.2	1.04	1
Cin	0-0	3	18	46.0	4.70	24
Hou	1-1	3	16	36.0	3.25	13
LA	3-0	1	16	21.2	5.40	13
SD	1-1	1	21	38.2	3.96	17
SF	0-0	3	16	42.1	2.76	13

## 9 IN ONE GAME

The Cardinals stole 9 bases in a game on July 27, 1983, but that was two shy of tying their team record of 11 which has stood since 1916. The 11 steals in a game also is the modern N.L. record.

# JOSE DeLEON

(48)

## JOSE DeLEON

### Pitcher

Ht: 6-3

Bats: Right

Wt: 215

Throws: Right

Age: 27

Born: 12-20-60 at Rancho Viejo, LaVega, Dominican Republic

**BECAME CARDINAL** — Was acquired from the Chicago White Sox organization in a trade for pitcher Rick Horton and outfielder Lance Johnson on February 9, 1988.

**M.L. SERVICE** — 3.161



**1987 SEASON:** The big right-hander completed his first full season in the American League, appearing in a career-high 33 games ... was used mainly as a starter (31 starts) by the White Sox and posted a team-high 153 strikeouts which equalled his career-best in 1984 ... averaged 6.7 strikeouts per nine innings pitched ... tied Richard Dotson for second among White Sox starters in victories (11) and games started ... was tied for second in A.L. in hit batsmen (10) and 9th in walks (97) among junior circuit hurlers ... posted combined shutouts in each of his first two starts (4/9 at KC - DeLeon & Thipen; 4/15 at TOR - DeLeon & Searge) ... opened the season by pitching 14.1 scoreless innings ... Sox were 18-13 in games that DeLeon started and nine of his 11 losses (75%) occurred when Pale Hose scored three or less runs ... pitched two complete games but was loser in both (8/14 at TOR, 3-2 and 9/5 at KC, 4-2) ... eight of his 11 losses (67%) were in games that the White Sox lost by two or less runs ... won six of his last seven decisions (8/19-9/21) and was 6-3 after July ... worked into the seventh inning in 24 of his 31 starts (77%) ... pitched 200-plus innings for the first time as a major leaguer ... struck out 10 or more batters on two occasions and has accomplished the feat 11 times in 131 career starts ... was 2-0 vs Boston and improved his career mark to 4-0 vs Bosox ... allowed five or less hits in 15 of his 31 starts (48%).

**CAREER HIGHLIGHTS:** 1979 - Pittsburgh's third round selection in the June free-agent draft ... broke into the pro ranks at Bradenton (R). 1980 - Finished 6th in the South Atlantic League in strikeouts (118) and tied for seventh in wins (10) at Shelby. 1981 - Was promoted to Buffalo (AA) of the Eastern League and was second in the loop in strikeouts (158), fifth in ERA (3.11) and tied for fifth in victories (12). 1982 - Made jump to "AAA" Portland (OR) of the Pacific Coast League and was one of three pitchers to win 10 or more games for the Beavers. 1983 - Owned P.C.L.'s best ERA (3.04) and was named to the league all-star squad ... also was leading the league in strikeouts (128) at the time of his recall by the parent Pirates ... joined the Pirates for the first time July 20 and made his major league debut July 23 vs SF ... beat the Giants, 5-2, allowing four hits in eight innings with nine strikeouts ... was N.L.'s player of the week for week ending July 31 thanks to near no-hitters vs SD July 27 and NY July 31. 1984 - Finished seventh in the N.L. with 153 strikeouts ... recorded season-high 12 K's vs SF July 12 ... tough on N.L. East champion Chicago Cubs, beating them four times without a loss and owning a 2.65 ERA in five starts ... three of his five complete games came against the Cubs ... lost nine consecutive decisions (in 13 starts) between July 12 and September 25 ... Pirates were shut out in six of his 13 losses and scored just one run in five others ... carried a perfect game into the seventh inning against Cincinnati August 24 before giving up a walk to Eddie Milner to open the inning ... two batters later Dave Parker ruined the no-hitter with a single. 1985 - Finished with just a 2-19 record at Pittsburgh, suffering more losses than any other National League pitcher ... finished 12th in the N.L. in strikeouts despite spending almost a month at Hawaii (AAA) ... his 14 strikeouts in 8.0 innings against the Mets April 16 tied Bob Moose's Pirate record for most K's in a game by a right-handed pitcher ... fanned 10 or more in a game three times and also had two games with nine whiffs ... appeared in a career-high 31 games and his 149 strikeouts were four short of his career best ... the last-place Pirates were shut out seven times when he started and were held to two runs or less in 14 of his 19 losses ... the Bucs scored 58 runs in his 25 starts for an average of 2.32 runs per game ... opponents batted just .231 (138-597) against him ... lost first seven decisions before registering first win June 2, combining on a two-hit shutout of Allanta with reliever Al Holland ... lost a 1-0 bout June 7 at CHI in next start, then won, 3-2, over PHIL June 14 (three hits, 11 strikeouts, 7.0 innings) for his only other 1985 victory ... lost next six decisions (in seven starts) and was 2-14 with a 4.86 ERA in 20 starts when he was optioned to Hawaii July 22 ... won all four decisions in his five starts at Hawaii ... recalled August 19 and lost all five decisions the rest of the way ... finished season in bullpen, making last five appearances in relief ... was 0-1 with three saves out of the bullpen ... his 11-game losing streak at season's end was the longest in the N.L. in 1985. 1986 - Acquired by the Chicago White Sox from Pittsburgh July 23 in exchange for first baseman/outfielder Bobby Bonilla ... originally assigned to Buffalo (AAA) after the trade, the Sox recalled him less than 24 hours after the trade when

pitcher Joel McKeon was hospitalized with hepatitis . . . made American League and White Sox debut July 26 at Baltimore, pitching the first four innings to earn a non-decision in the Sox' 2-1 loss . . . remained in the starting rotation for the rest of the season, missing just one start in early September with a stiff neck . . . finished 4-5 with the Sox but owned an impressive 2.96 ERA . . . came to Chicago with the reputation of a "tough-luck" pitcher and the misfortune continued with the Sox . . . in his first four losses with the Sox, the Pale Hose scored just three runs while DeLeon allowed just 12 . . . was Sox' starting pitcher in three of the four 1-0 games involving the Pale Hose in '86 . . . Sox won just one of those 1-0 tilts . . . highlighting DeLeon's initial season with the Sox were a pair of memorable wins over A.L. Cy Young and the MVP winner Roger Clemens of Boston . . . DeLeon beat Clemens twice in five days to account for one-half of the Boston ace's four regular-season losses . . . the two wins over Clemens were his first two A.L. decisions . . . suffered his first A.L. loss in a 1-0 setback to Milwaukee's Teddy Higuera August 9 at County Stadium . . . dropped a 2-0 verdict to Kansas City's Scott Bankhead at Chicago August 25 in a game in which DeLeon allowed but three hits through 8.0 innings . . . blanked the Royals on two hits through six inning September 4 at Kansas City but left the game with a stiff neck and logged a no-decision in the Sox 1-0 loss . . . fired only complete game in final win of the year, three-hitting Minnesota, 5-2, in the first of a twin bill September 27 at Comiskey Park . . . struck out a season-high 10 batters that night . . . allowed just 5.58 hits per nine innings with the Sox and allowed no more than seven in any one game . . . struck out 68 in 79.0 innings with the Sox, giving him a mark of 7.75 whiffs per nine innings . . . spent most of the first half of the year at Pittsburgh's Hawaii (AAA) affiliate prior to the trade to the Sox . . . opened the campaign at Hawaii but was recalled by the Pirates May 8 . . . appeared in nine games at Pittsburgh, all but one in relief . . . was 1-3 with one save . . . lost his only start (versus the Mets June 6 in the second game of a twin bill) and two extra-inning relief appearances . . . only win came in an extra-inning outing . . . save came May 28 with two innings of scoreless relief against Atlanta . . . had a 5-8 mark at Hawaii in 15 games (14 starts) . . . owned a Pacific Coast League-leading 2.46 ERA at the time of the trade to Chicago . . . fired seven complete games and one shutout for the Islanders.

**MISC:** Born in the Dominican Republic, DeLeon moved to Perth Amboy, NJ with his family in 1972 . . . attended Perth Amboy High but dropped out during his junior year to return to the Dominican Republic . . . was declared eligible for the '79 June draft after writing to the office of the baseball commissioner for special permission . . . was a Mike Torrez fan as a youngster and faced his idol in his third career outing, a near non-hitter against the Mets July 31, 1983 . . . he and his wife, Natasha, have one son, Jose, Jr. (4/28/86) . . . career strikeout ratio is 7.7 per nine innings pitched . . . owns two career one-hitters . . . enjoys basketball in his spare time . . . name is pronounced day-lay-OHN.

### DeLEON — COMPLETE RECORD

Year	Club	W-L	ERA	G	GS	CG	SHO	SV	IP	H	R	ER	BB	SO
1979	Bradenton	2-4	6.41	11	9	2	0	1	59.0	76	47	42	38	33
1980	Shelby	10-15	4.82	26	26	7	0	0	168.0	160	108	90	69	118
1981	Buffalo	12-6	3.11	25	25	2	0	0	159.0	136	72	55	94	158
1982	Portland	10-7	5.97	24	23	3	0	0	119.0	138	81	79	65	94
1983	Hawaii	11-6	3.04*	20	20	6	1	0	127.1	90	50	43	68	128
	Pittsburgh	7-3	2.83	15	15	3	2	0	108.0	75	36	34	47	118
1984	Pittsburgh	7-13	3.74	30	28	5	1	0	192.1	147	86	80	92	153
1985	Pittsburgh	2-19*	4.70	31	25	1	0	3	162.2	138	93	85	89	149
	Hawaii	4-0	0.88	5	5	4	2	0	41.0	15	4	4	10	45
1986	Hawaii	5-8	2.46	15	14	7	1	0	106.0	87	32	29	44	83
	Pittsburgh	1-3	8.27	9	1	0	0	1	16.1	17	16	15	17	11
	Chicago (A)	4-5	2.96	13	13	1	0	0	79.0	49	30	26	42	68
1987	Chicago (A)	11-12	4.02	33	31	2	0	0	206.0	177	106	92	97	153
A.L. TOTALS		15-17	3.73	46	44	3	0	0	285.0	226	136	118	139	221
N.L. TOTALS		17-38	4.02	85	69	9	3	4	479.1	377	231	214	245	431
MAJOR TOTALS		32-55	3.91	131	113	12	3	4	764.1	603	367	332	384	652

\*Led League

### DeLEON — MAJOR LEAGUE HITTING TOTALS

	AVG.	AB	H	HR	RBI
CAREER	.069	130	9	0	2

### DeLEON — CAREER TRANSACTIONS

- Selected by Pittsburgh Pirates' organization in third round of free-agent draft, June, 1979.
- Traded to Chicago White Sox for outfielder Bobby Bonilla, July 23, 1986.
- Traded to St. Louis Cardinals' organization for pitcher Rick Horton and outfielder Lance Johnson, February 9, 1988.

## DeLEON — DETAILED PITCHING STATISTICS

	W-L	ERA	G	CG	SV	IP	ER	H	BB	SO
Totals	11-12	4.02	33	2	0	206.0	92	177	97	153
Before ASG	5-8	3.76	18	0	0	115.0	48	90	65	69
After ASG	6-4	4.35	15	2	0	91.0	44	87	32	84
Night	11-9	3.94	27	2	0	171.1	75	145	77	137
Day	0-3	4.41	6	0	0	34.2	17	32	20	16
Home	3-7	5.31	16	0	0	95.0	56	87	46	79
Road	8-5	2.92	17	2	0	111.0	36	90	51	74
April	2-2	2.60	4	0	0	27.2	8	13	20	24
May	2-1	3.58	6	0	0	37.2	15	31	16	20
June	1-4	5.04	5	0	0	30.1	17	30	19	25
July	0-2	4.15	5	0	0	30.1	14	27	16	18
August	3-2	5.35	7	1	0	35.1	21	39	12	30
Sept.-Oct.	3-1	2.82	6	1	0	44.2	17	37	14	36

### 1987 HIGHS:

Most Strikeouts: 11, 8/31 at KC. Fewest Hits in CG: 7, 8/14 vs Tor. Longest Winning Streak: 3 games, twice. Longest Losing Streak: 3 games, 6/4-14. Longest Scoreless Innings Streak: 14.1 IP (4/9-15).

### CAREER HIGHS:

Most Strikeouts: 14, 4/16/84 vs NY (N). Fewest Hits in CG: 1, twice, 7/13/83 (2) at NY (N) & 8/24/84 vs Cin; 2, 8/20/83 vs Cin. Longest Win Streak: 5 games. Shutouts: 3, last - 6/25/84 vs Chi (N).

	W-L	SV	G	IP	ERA	ER
vs. East	8-21	3	45	260.2	4.07	118
Chi	4-4	0	11	67.0	3.36	25
Mtl	2-3	0	6	43.1	2.70	13
NY	1-6	2	12	68.2	4.59	35
Pha	1-2	1	8	42.1	4.04	19
StL	0-6	0	8	39.1	5.95	26
vs. West	9-17	1	40	218.2	3.95	96
Atl	1-1	0	4	26.1	2.05	6
Cin	2-5	0	10	49.1	3.83	21
Hou	2-4	1	10	48.2	3.88	21
LA	1-2	0	4	22.1	3.63	9
SD	1-3	0	7	39.0	4.62	20
SF	2-2	0	5	33.0	5.18	19

# CURT FORD

# (27)

## CURTIS GLENN FORD

### Outfielder

Ht: 5-10

Bats: Left

Wt: 150

Throws: Right

Age: 27

Born: 10-11-60 at Jackson, Mississippi

**BECAME CARDINAL** — Selected in third round of regular phase of June, 1981, free-agent draft.

**M.L. SERVICE** — 1.163



**1987 SEASON:** In his first full season with the Cardinals, Ford overcame a tough spring training performance to give the Cardinals steady play in the outfield ... began the season as a reserve, but played himself into a starting role when Jim Lindeman struggled ... Curt made 56 starts (50-RF, 5-LF, 1-CF) and was 28-for-94; .298 over his first 25 starts ... Ford posted his first career two-homer game on June 27 at Montreal when he collected 3rd and 5th inning homers off the Expos Jeff Fischer ... Curt was placed on the 21-day disabled list on August 10 due to a fracture in his right hand ... Ford originally injured the hand during the Cards' series in Chicago (June 4-7) ... he returned to the active roster on Sept. 18 and made four starts following his return ... was 19-for-63; .302 with men in scoring position ... as a pinch-hitter, Curt was 7-for-18; .389 and had a .450 on-base percentage ... established career highs for AVG. (.285), games (89), runs (32), triples (5) and homers (3) ... had a career best .981 fielding percentage, which equalled Willie McGee for best among Cardinal outfielders who started 50 or more games ... was third among Redbird outfielders in total chances (162) and putouts (157) ... had a hit in three of the four NLCS games in which he played ... hit in three of his four starts during the World Series and batted .318 (7-for-22) during the post-season.

**CAREER HIGHLIGHTS:** **1981** - Selected by St. Louis in the fourth round of the June draft and signed by Hal Smith ... named to the Appalachian League All-Star team as second baseman. **1982** - Was converted from a second baseman to an outfielder. **1983** - Led Midwest League in total bases (236) and RBI (91) ... outstanding season earned Curt

League All-Star and MVP honor and a spot on the Topps Class A All-Star team. **1984** - Posted a career high .324 average including a 18-game hitting streak at Arkansas ... selected as one of the outfielders on league all-star team ... Topps Texas League Player of the Month of July ... after late season promotion to AAA helped Louisville to American Association title hitting .450 (9-for-20) in playoffs. **1985** - Opened the season for the first time at the AAA level ... was hitting .278 with 5 HR, 24 RBI and 19 SB when he was called up to the major leagues on 6/18 to replace Terry Pendleton who had been placed on the D.L. ... made big league debut on 6/22 vs CHI and Lee Smith with a 10th inning pinch-hit single to right field that scored Ozzie Smith from second and gave the Cardinals a 2-1 victory that pushed the Redbirds into sole possession of first place for the first time in '85 ... was 2-for-5; .400 when he was optioned to Louisville 6/30 as Pendleton returned from the D.L. ... completed AAA season at Lou. leading American Assoc. in stolen bases (45) and finished second in both at-bats (475) and runs scored (73) ... recalled to St. Louis on 9/3, Ford appeared in 8 games the remainder of the season (6 as a pinch-hitter, 1 defensive replacement, 1 start) ... in start 10/6 vs CHI went 2-for-4 to raise average to an even .500, 6-for-12 ... at AAA played 115 games in the outfield (primarily left) and 14 games at third base. **1986** - Opened the season as Louisville's regular leftfielder ... had 10-game AAA hitting streak from 4/24-5/4 (15-for-42; .357) ... was 24 of 31 (77%) in steal attempts at Louisville ... was recalled to St. Louis on 6/12 ... on 6/20 at PHI led off game with first M.L. homer off Charles Hudson ... went on to have first career three-hit game and scored three runs that night ... had two doubles, drove in two runs and scored two runs in 8-7 loss vs PHI on 6/29 ... hit in six straight games (7-for-18; .389) from 6/23-29 ... got pinch-hit bases loaded walk in 13th inning on 9/15 to beat Mets 1-0 ... made 21 starts in leftfield and 27 in right ... tied for club high in pinch-hit RBI (7) ... six of his 29 RBI (21%) were game winners ... was successful on 13 of 18 (72%) steal attempts.

**MISC:** Graduated from Murrah (Jackson, MS) High School in 1978 where he played baseball and was selected All-District, All-State, MVP and All-Metro ... attended Jackson State University, majoring in Recreation Administration ... played amateur baseball in Little League, American Legion and Babe Ruth programs ... was teammate of Boston pitcher, Oil Can Boyd at Jackson State.

### FORD — COMPLETE RECORD

Year	Club	AVG.	G	AB	R	H	2B	3B	HR	RBI	BB	SO	SB
1981	Johnson City	.298	63	218	36	65	11	2	5	38	19	16	6
1982	St. Petersburg	.275	133	447	59	123	18	8	1	49	60	46	18
1983	Springfield	.290	126	465	80	135	27	7	20	*91	71	62	28
1984	Arkansas	.324	118	442	62	143	23	1	10	78	52	52	25
	Louisville	.263	13	38	5	10	2	0	0	1	4	9	5
1985	Louisville	.255	127	475	73	121	20	6	7	45	56	48	45
	St. Louis	.500	11	12	2	6	2	0	0	3	4	1	1
1986	Louisville	.295	53	200	47	59	9	2	4	31	28	18	24
	St. Louis	.248	85	214	30	53	15	2	2	29	23	29	13
1987	St. Louis	.285	89	228	32	65	9	5	3	26	14	32	11
<b>MAJOR TOTALS</b>		.273	185	454	64	124	26	7	5	58	41	62	25

\*Led League

GW-RBI — 1985-1; 1986-6; 1987 -3. Total: 10.

### FORD — CAREER PINCH-HITTING

Year	AB	H	HR	RBI	AVG.
1985	4	2	0	1	.500
1986	25	5	0	7	.200
1987	18	7	0	1	.389
<b>TOTALS</b>	47	14	0	9	.298

### FORD — CAREER FIELDING

Year	G	PO	A	E	TC	DP	PCT.
1985	4	3	0	1	4	0	.750
1986	64	109	7	3	119	3	.975
1987	75	157	2	3	162	0	.981
<b>TOTALS</b>	143	269	9	7	285	3	.975

## FORD — CAREER TRANSACTIONS

- Selected by St. Louis Cardinals' organization in 4th round of free-agent draft, June 8, 1981.
- On disabled list August 10 to September 18, 1987.

## FORD — DETAILED HITTING STATISTICS

	AVG.	G	AB	H	HR	RBI
Totals	.285	89	228	65	3	26
Before ASG	.323	60	161	52	3	22
After ASG	.194	29	67	13	0	4
Night	.298	63	161	48	3	22
Day	.254	26	67	17	0	4
Grass	.276	27	87	24	0	7
Turf	.291	62	141	41	3	19
Home	.279	45	104	29	1	14
Road	.290	44	124	36	2	12
April	.409	13	22	9	0	4
May	.314	22	70	22	1	8
June	.333	15	42	14	2	7
July	.231	24	65	15	0	6
August	.188	7	16	3	0	0
Sept.-Oct.	.154	8	13	2	0	1

**1987 HIGHS:**  
**Most Hits:** 3, 6/27 at Mtl.  
**Most RBI:** 3, twice.  
**Longest Hit Streak:** 7 games, 5/8-19.  
**Longest Hitless Streak:** 4 games, twice.  
**Most HR:** 2, 6/27 at Mtl.

**CAREER HIGHS:**  
**Most Hits:** 3, 3 times (last time: 6/27/87 at Mtl.).  
**Most Runs:** 3, 3 times (last time: 6/27/87 at Mtl.).  
**Most RBI:** 3, 3 times (last time: 6/27/87 at Mtl.).  
**Longest Hit Streak:** 7 games, 5/8-19/87.

	AVG.	G	AB	H	HR	RBI	AVG.	AB	H	HR	RBI
vs. East	.267	45	101	27	2	12	.273	249	68	4	31
Chi	.214	6	14	3	0	0	.250	28	7	0	2
Mtl	.306	14	36	11	2	5	.294	51	15	3	8
NY	.276	11	29	8	0	2	.255	55	14	0	5
Pha	.250	5	8	2	0	1	.380	50	19	1	10
Pitt	.214	9	14	3	0	4	.200	65	13	0	6
vs. West	.299	44	127	38	1	14	.273	205	56	1	27
Atl	.261	6	23	6	0	1	.200	30	6	0	2
Cin	.400	4	10	4	1	1	.333	18	6	1	1
Hou	.308	5	13	4	0	1	.360	25	9	0	5
LA	.318	9	22	7	0	2	.237	38	9	0	4
SD	.269	8	26	7	0	3	.291	48	14	0	6
SF	.303	12	33	10	0	6	.261	46	12	0	9

# BOB FORSCH

# (31)

## ROBERT HERBERT FORSCH

### Pitcher

Ht: 6-3

Bats: Right

Wt: 215

Throws: Right

Age: 38

Born: 1-13-50 at Sacramento, California

**BECAME CARDINAL** — Selected 38th in the June, 1968, free-agent draft.

**M.L. SERVICE** — 13.099



**1987 SEASON:** The veteran right-hander tied Greg Mathews and Danny Cox for the most wins among Cardinal starters (11) . . . marked the second straight year that Forsch has either led or tied for team high in victories . . . was the first Cards pitcher to notch 10 wins when he defeated Pittsburgh 6-0 on August 10 . . . with the shutout victory, Forsch notched a double figure win total for the 10th time in his career and tied Bill Sherdel (153) for third on the Cardinals all-time win list . . . Forsch recorded his 150th career victory on July 3 at ATL with a 9-1 win . . . appeared in his 400th career game on May 21 at ATL . . . completed his 14th year with the Cardinals . . . only Stan Musial (22 years), Jesse Haines (18), Bob Gibson (17), Lou Brock (16) and Red Schoendienst (15) have played more seasons in a Cardinals' uniform . . . only Dave Concepcion (18) and Mike Schmidt (16) have played for one team longer among current National Leaguers . . . Forsch leads M.L. pitchers with 14 consecutive seasons of service with the same team . . . recorded four strikeouts on June 12 vs Chicago to

pass Jesse Haines (979) and move into third on the Cards' all-time strikeout list ... the right-hander recorded his 1,000th career strikeout on July 31 when he struck out Pirates' pitcher Brian Fisher ... Forsch provided offensive punch as well with a .298 batting average, 2 HR, and 8 RBI ... Forsch homered on May 13 at S.F. off Kelly Downs and July 16 at S.D. off Ed Whitson, for his 11th and 12th career homers ... Bob's 12 homers rank second all-time among Cardinal pitchers to Bob Gibson (24) ... Forsch had 5 multi-hit games and was named best hitting pitcher in the N.L. by a poll taken of major league managers ... was named to The Sporting News Silver Slugger team for the second time in his career ... was forced to leave Sept. 1 (4.1 IP vs CIN) and Sept. 15 (1.1 IP at PHI) starts with a strained right groin muscle ... averaged 4.5 strikeouts and 2.3 walks per 9 IP ... led Cardinal pitchers in fielding with a flawless 1,000 pct. mark (34 total chances) ... has not made an error since 1985 ... won 5 of his first 6 decisions and was 6-1 from June 12-August 10 ... was unscored upon in each of his three relief appearances ... worked into the seventh inning in 18 of his 30 starts ... struck out a season-high eight batters in 5.2 IP on Sept. 20 vs CHI ... was batting .444 (12-for-27) through June 17 ... 8 of his 17 hits went for extra bases ... appeared as a pinch-hitter on August 9 at PHI and drew a walk ... appeared in three NLCS games and was 1-1 with a victory in relief during Game #3 ... was used as a reliever in three World Series games and was credited with a victory in Game #4 after relieving Greg Mathews ... was 2-1 in 6 post-season games ... his two victories during the post-season equalled Danny Cox and John Tudor for club high.

**CAREER HIGHLIGHTS:** **1968** Selected by St. Louis in 38th round of June free-agent draft and signed by Cardinals' scout Bill Sayles ... started pro career as a third baseman and was named to Gulf Coast All-Star team. **1969** - Played third, second and the outfield, but hit only .203 in the Northwestern League and .235 in California League. **1970** - Was converted into a pitcher. **1971** - Recorded an 11-7 record with a 3.13 ERA in first full season as a pitcher. **1972** - Pitched seven inning 4-0 no-hitter against Memphis on 5/13 ... led Texas League in hit batsmen with 10. **1973** - Pitched 5-0 no-hitter against Denver on 5/25 ... after going 12-12 in AAA season was called up in Sept., but did not appear in any games. **1974** - Opened the season at AAA, but after 15 games was called up to big leagues where he made his debut 7/7 (2nd game), losing 2-1 at CIN ... 7/12 started against ATL, shutting out Braves 10-0 on four hits for first M.L. win. **1975** - Was the top Cardinal starter in winning pct. and ERA. **1976** - Had no decisions in first five starts, and just one in first ten. **1977** - Fought off leg and back injuries to become the Cardinals' first 20-game winner since 1971 ... won five straight games during one stretch and had a 1.70 ERA during the streak. **1978** - A bad year for Bob as he lost nine in a row at one stretch, even though he started the season with a bang by throwing a 5-0 no-hit game vs PHI April 16, at home. **1979** - Recorded an 11-11 mark in 1979 but had an outstanding second half of the season, winning 7 of his last 8 decisions and allowing only 1 home run in his last 61.2 innings ... member of the National League All-Star team which toured Japan in off-season. **1980** - Finished with 11 wins (for the third straight season) and lost fewer games than either of his previous two seasons. Missed starts because of physical problems including a spiked heel, blisters and a tender shoulder ... named to the Sporting News National League Silver Bat team. **1981** - Ironically, was the starting pitcher on both "opening days" of the 1981 season for the Cards; losing the first 'opener' to PHI on April 11, and winning the second-half 'opener' against the same team on August 10 ... his fielding percentage was a perfect 1.000 in 34 chances. **1981** - His 3.19 ERA was personal best since first full season in 1975. **1982** - Tied Joaquin Andujar for the team lead in wins with 15 ... victory total exceeded his output for each of the past four years and placed the year second only to his 20-game year in 1977 ... reached the 100-victory plateau on June 4, in a complete game, 5-2 win over the Dodgers at home ... in a strange turn of events on 5/15 at ATL recorded the first save of his career when he became the eighth Cardinal pitcher to appear in the game and preserved a 7-6 victory for Bruce Sutter ... pitched his best game of the season on October 7, when he shut out the Braves in the opening game of the National League Championship series ... struck out six and gave up only 3 hits in the 7-0 Cardinal win. It was only the third shutout in LCS history. **1983** - Season was almost all peaks and valleys ... fashioned his second career no-hitter but also was knocked out of the starting rotation for the first time in his career ... didn't pitch at all for a 10-day period between his start on August 14 and his relief appearance on August 24 ... did not start again until Sept. 5, marking the first time in his career he had been assigned to the bullpen for an extended period of time ... no-hitter was recorded on Sept. 26, against Montreal with only 2 batters reaching base - one on an error and another when hit by a pitch. **1984** - Was a year of pain for Bob Forsch. Troubled by back pains from the beginning, it turned into a lost year for the veteran of the Redbird staff ... he had spurts of excellence, but frequently had to leave games early because of back pain. Finally, on June 25, with his record at 1-4 in ten appearances and when less drastic treatment had failed, he underwent surgery to relieve pressure on a decompressed nerve in lower left back. At that time, doctors said he was out for the season, but were optimistic about future years. However, Forsch applied himself to the rehabilitation program, and was restored to the active list on Sept. 3. He appeared in six games (two starts) before the season ended, and reported freedom from pain. His final month record was 1-1; having scored a victory in relief against Pittsburgh with one inning of relief on Sept. 6. **1985** - Served as the Cardinals' swing man in 1985, splitting time between a starter's role and bullpen work ... came on in relief with the bases loaded and two outs in first inning on 5/22 vs ATL worked the next six innings allowing only one unearned run. St. Louis rallied to win game, 5-3, behind Forsch's home run, the eighth of

career ... retired Keith Moreland on foul pop fly down right field line to save 11-10 St. Louis win at CHI on 6/14 ... was 5-1 in his last nine starts of the season (of which the Cardinals won 8), including three big victories down the stretch in Sept., including 9-3 victory over the Cubs on 9/13, and a 3-hit shutout, 7-0, over the Phillies on 9/18 ... his 4-2 victory over the Cubs on 10/4 clinched a tie for the Eastern Division title for the Redbirds ... started Game #5 of the L.C.S. and got starting call in Game #5 of W.S., also appeared in relief role in Game #7. **1986** - Had one of his finest seasons of a long and successful career with the Cardinals ... notched career win #135 at PHI on 6/20 to move ahead of Dizzy Dean (134) into fifth place on the Cardinals all-time win list ... made his 377th appearance of career with start on 7/12 at SD moving ahead of Bill Doak (376) into fifth place on the Cardinals all-time games pitched list ... had a six-game winning streak from 7/12-8/10, the longest on the club in '86 and a career best ... on 9/17 at PHI struckout the 939th batter of his career to move ahead of Doak (938) into fifth place on St. Louis all-time strikeout list ... led club in games started, innings and wins ... with 14 wins Bob reached double figures in wins for the ninth time in his career ... in eight of his ten losses the Redbird's were held to two or less runs ... averaged 7.0 IP per start and 2.66 walks/4.07 strikeouts per 9 IP ... was 12th in National League ERA ... was flawless in 49 fielding chances for a 1.000 fielding pct. ... often helped his own cause offensively ... had grand slam 8/10 vs PIT off Mike Bielecki to pace Cards to 5-4 win (7th St.L. pitcher to hit slam) and a 3-run homer 9/12 vs Floyd Youmans of Montreal ... led all N.L. pitchers with 12 RBI in '86.

**MISC:** Graduated from Hiram W. Johnson High School in Sacramento where he played two years of varsity basketball and was named MVP his senior year. In baseball he was All-City as well as MVP that year. He attended Sacramento City College ... he and his wife, the former Mollie Kneen, have two daughters, Amy Lynn (1/23/76) and Kristin Rae (11/18/78) ... the highlight of his career, according to Forsch, was the first time he wore a major league uniform on September 2, 1973 in New York's Shea Stadium ... he and his brother Ken are first brother combination in baseball history to pitch no-hitters ... enjoys bass fishing and quail and pheasant hunting ... senior current Cardinal. in terms of service, with 14 seasons in Redbirds' uniform.

### FORSCH — COMPLETE RECORD

Year Club	W-L	ERA	G	GS	CG	SHO	SV	IP	H	R	ER	BB	SO
1970 Cedar Rapids	0-0	12.00	1	0	0	0	0	3	6	4	4	2	1
Lewiston	2-3	4.18	7	5	0	0	0	28	32	22	13	17	15
1971 Cedar Rapids	11-7	3.13	23	23	7	3	0	158	140	74	55	41	134
1972 Arkansas	8-10	4.35	24	24	7	2	0	153	158	85	74	47	109
1973 Tulsa	12-12	4.39	27	27	9	2	0	166	169	91	81	66	124
1974 Tulsa	8-5	3.67	15	14	7	0	0	103	95	49	42	33	71
St. Louis	7-4	2.97	19	14	5	2	0	100	84	38	33	34	39
1975 St. Louis	15-10	2.86	34	34	7	4	0	230	213	89	73	70	108
1976 St. Louis	8-10	3.94	33	32	2	0	0	194	209	112	85	71	76
1977 St. Louis	20-7	3.48	35	35	8	2	0	217	210	97	84	69	95
1978 St. Louis	11-17	3.69	34	34	7	3	0	234	205	110	96	97	114
1979 St. Louis	11-11	3.82	33	32	7	1	0	219	215	102	93	52	92
1980 St. Louis	11-10	3.77	31	31	8	0	0	215	225	102	90	33	87
1981 St. Louis	10-5	3.19	20	20	1	0	0	124.1	106	47	44	29	41
1982 St. Louis	15-9	3.48	36	34	6	2	1	233	238	95	90	54	69
1983 St. Louis	10-12	4.28	34	30	6	2	0	187	190	104	89	54	56
1984 St. Louis	2-5	6.02	16	11	1	0	0	52.1	64	38	35	19	21
1985 St. Louis	9-6	3.90	34	19	3	1	2	136	132	63	59	47	48
1986 St. Louis	14-10	3.25	33	33	3	0	0	230	211	91	83	68	104
1987 St. Louis	11-7	4.32	33	30	2	1	0	179	189	90	86	45	89
MAJOR TOTALS	154-123	3.67	425	389	66	18	3	2550.2	2491	1178	1040	742	1039

### FORSCH — LEAGUE CHAMPIONSHIP SERIES RECORD

Year Club/Opp.	W-L	ERA	G	GS	CG	SHO	SV	IP	H	R	ER	BB	SO
1982 St.L. vs Atl.	1-0	0.00	1	1	1	0	0	9.0	3	0	0	0	6
1985 St.L. vs L.A.	0-0	5.40	1	1	0	0	0	3.1	3	2	2	2	0
1987 St.L. vs S.F.	1-1	12.00	3	0	0	0	0	3.0	4	4	4	1	3
L.C.S. TOTALS	2-1	3.52	5	2	1	0	0	15.1	10	6	6	3	9

### FORSCH — WORLD SERIES RECORD

Year Club/Opp.	W-L	ERA	G	GS	CG	SHO	SV	IP	H	R	ER	BB	SO
1982 St.L. vs Mil.	0-2	4.97	2	2	0	0	0	12.2	18	10	7	3	4
1985 St.L. vs K.C.	0-1	12.00	2	1	0	0	0	3	6	4	4	1	3
1987 St.L. vs Minn.	1-0	9.95	3	0	0	0	0	6.1	8	7	7	5	3
W.S. TOTALS	1-3	7.36	7	3	0	0	0	22.0	32	21	18	9	10

## FORSCH — CAREER TRANSACTIONS

— Selected by St. Louis Cardinals' organization in 38th round of free-agent draft, June 7, 1968.

— On disabled list, June 1 to September 3, 1984.

### FORSCH — RELIEF/STARTER

Year		W-L	ERA	G	IP	H	R	ER	BB	SO
1974	Relief	0-0	4.91	5	7.1	9	4	4	6	4
	Starter	7-4	2.82	14	92.2	75	34	29	28	35
1976	Relief	0-1	81.82	1	0.1	2	3	3	1	0
	Starter	8-9	3.81	32	193.2	207	109	82	70	76
1979	Relief	0-0	9.00	1	1	2	1	1	0	0
	Starter	11-11	3.80	32	218	213	101	92	52	92
1982	Relief	0-0	0.00	2	3.1	2	0	0	1	1
	Starter	15-9	3.53	34	229.2	236	95	90	53	68
1983	Relief	1-0	2.00	4	9	8	4	2	2	2
	Starter	9-12	4.40	30	178	182	100	87	52	54
1984	Relief	1-0	1.80	5	5	5	1	1	2	3
	Starter	1-5	6.56	11	46.2	59	37	34	17	18
1985	Relief	1-0	4.30	15	23	29	12	11	7	9
	Starter	8-6	3.82	19	113	103	51	48	40	39
1987	Relief	0-0	0.00	3	4.1	1	0	0	1	5
	Starter	11-7	4.43	30	174.2	188	90	86	44	84
CAREER	Relief	3-1	3.71	36	53.1	58	25	22	20	24
TOTALS	Starter	151-122	3.67	389	2497.1	2433	1153	1018	722	1015

### PLAYERS WITH MOST SEASONS WITH CARDINALS

Seasons	Players	Years
22	Stan Musial	1941-44, 46-63
18	Jesse Haines	1920-37
17	Bob Gibson	1959-75
16	Lou Brock	1964-79
15	Red Schoendienst	1945-56, 61-63
14	Bill Sherdel	1918-30, 32
14	<b>BOB FORSCH</b>	1974-Present

### GRAND SLAMS BY CARDINAL PITCHERS (SINCE 1900)

Pitcher and Date	Opponent (Opposing Pitcher)
Mike O'Neill (pinch-hitter), June 3, 1902	Boston (Charles Pittinger)
Curt Davis, April 26, 1938	Cincinnati (Al Hollingsworth)
Bob Gibson, September 29, 1965	San Francisco (Gaylord Perry)
Bob Gibson, July 26, 1973 (first game)	New York (John Strohmayr)
Rick Wise, August 21, 1973	Atlanta (Roric Harrison)
Joaquin Andujar, May 15, 1984	Atlanta (Jeff Dedmon)
<b>BOB FORSCH, August 10, 1986</b>	Pittsburgh (Mike Bielecki)

### ACTIVE PLAYERS WHO HAVE PLAYED LONGEST FOR ONLY ONE TEAM IN CAREER

Seasons	Player	Team	First Year
18	Dave Concepcion	CIN	1970
16	Dwight Evans	BOS	1972
16	Mike Schmidt	PHI	1972
15	George Brett	KC	1973
15	Frank White	KC	1973
14	<b>BOB FORSCH</b>	StL	1974
14	Jim Rice	BOS	1974

## FORSCH — MAJOR LEAGUE HITTING TOTALS

	AVG.	AB	H	HR	RBI
1987	.298	57	17	2	8
CAREER	.213	837	178	12	77

Most recent home run: 7/16/87 at SD (Whitson).

## FORSCH — DETAILED PITCHING STATISTICS

	W-L	ERA	G	CG	SV	IP	ER	H	BB	SO
Totals	11-7	4.32	33	2	0	179.0	86	189	45	89
Before ASG	8-3	4.74	17	0	0	95.0	50	111	23	42
After ASG	3-4	3.86	16	2	0	84.0	36	78	22	47
Night	7-4	4.39	23	2	0	123.0	60	131	30	57
Day	4-3	4.18	10	0	0	56.0	26	58	15	32
Grass	5-2	4.10	10	1	0	63.2	29	67	14	26
Turf	6-5	4.45	23	1	0	115.1	57	122	31	63
Home	3-4	4.54	15	0	0	69.1	35	72	24	49
Road	8-3	4.19	18	2	0	109.2	51	117	21	40
April	2-1	4.43	4	0	0	22.1	11	27	4	11
May	2-0	6.09	6	0	0	34.0	23	48	6	12
June	2-2	4.94	4	0	0	23.2	13	27	7	13
July	3-0	2.93	7	1	0	40.0	13	30	14	14
August	1-1	3.86	6	1	0	30.1	13	30	10	15
Sept.-Oct.	1-3	4.08	6	0	0	28.2	13	27	4	24

### 1987 HIGHS:

Most Strikeouts: 8, 9/20 vs Chi. Fewest Hits in CG: 4, 7/21 at LA. Longest Win Streak: 5 games, 6/27-8/6. Longest Losing Streak: 2 games, twice.

### CAREER HIGHS:

Fewest Hits: 0, twice (last time 9/26/83); 2, five times; 3, nine times. Most Strikeouts: 9, 4/12/78; 8, five times; 7, three times; 6, eight times. Longest Win Streak: 6 games, 7/12-8/10/86. Longest Losing Streak: 9 games, 1978.

	W-L	SV	G	IP	ERA	ER	CAREER									
							W-L	SV	G	IP	ERA	ER				
vs. East	6-7	4.15	17	1	0	99.2	46	106	24	59	91-66	1	234	1440.2	3.60	577
Chi	2-2	4.40	5	0	0	28.2	14	28	5	26	20-11	1	52	299.0	3.91	130
Mil	1-3	4.22	5	0	0	32.0	15	36	4	17	20-16	0	51	344.1	3.14	120
NY	1-0	5.06	1	0	0	5.1	3	8	1	2	15-11	0	36	213.2	3.83	91
Pha	0-1	7.88	2	0	0	8.0	7	12	5	5	23-17	0	55	338.0	3.57	134
Pitt	2-1	2.45	4	1	0	25.2	7	22	9	9	13-11	0	40	246.1	3.73	102
vs. West	5-0	4.54	16	1	0	79.1	40	83	21	30	63-56	2	191	1107.1	3.79	466
Atl	2-0	3.44	4	0	0	18.1	7	20	4	11	14-11	1	37	201.2	3.84	86
Cin	0-0	8.10	3	0	0	13.1	12	18	3	7	9-9	0	28	152.0	4.56	77
Hou	0-0	0.00	1	0	0	1.0	0	1	0	0	9-9	0	32	176.1	3.62	71
LA	2-0	2.42	3	1	0	22.1	6	16	7	5	12-12	1	40	240.1	3.41	91
SD	1-0	8.44	2	0	0	10.2	10	16	4	1	12-7	0	29	181.1	3.97	80
SF	0-0	3.29	3	0	0	13.2	5	12	3	6	7-8	0	25	155.2	3.53	61

# DAVID GREEN

# (22)

## DAVID ALEJANDRO GREEN

### Outfielder

Ht: 6-1                      Bats: Right  
 Wt: 185                     Throws: Right  
 Age: 27  
 Born: 12-4-40 at Managua, Nicaragua

**BECAME CARDINAL** — Signed as a free-agent by Louisville (AAA) on July 10, 1987. Contract purchased by St. Louis on September 9, 1987.

**M.L. SERVICE** — 4.017



**1987 SEASON:** Began the year playing at Leon of the Mexican League ... marked his second straight year of Mexican League play ... batted .316 (18-for-57) with 2 HR's and 10 RBI in 15 games with Leon ... after leaving Mexico, Green was given a one week trial with the Louisville Redbirds in early July ... signed with the Redbirds on July 10 and hit in 5 straight games earning him the opportunity to stay on with the club ... collected hits in 12 of his first 15 games at Louisville (18-for-55; .327) ... put together a 9-game hit streak from August 26-Sept. 3 (20-for-43; .465) ... scored runs in each of those nine games as well ... Green's .356 average at Louisville was the highest of his professional career ... had a hit in 35 of his 50 games at Louisville ... 26 of his 64 hits (41%) went for extra bases ... was 7-for-22; .318 with a homer and six RBI during the post-season at Louisville ... contract

was purchased by the Cardinals on Sept. 9 ... made his first appearance with St. Louis as a pinch-hitter 9/9 at MTL ... for Green it was his first game in a Cardinals' uniform since 1984 ... made 6 starts in rightfield and one in leftfield ... hit solo homer on 9/21 vs PHIL ... was his first as a Cardinal since 9/26/84 at MTL ... 4 of Green's 8 hits went for extra bases ... was 2-for-3 with a double and a triple on 9/18 vs CHI ... appeared in three games at first base.

**CAREER HIGHLIGHTS:** **1978** - Signed as a free-agent by Ray Poitevint ... sent to Arizona to learn English and work out with Kenny Richardson, Brewer Rookie League manager at the time, and coach at Central Arizona College. **1979** - Set career highs with 500 at-bats, 131 hits and 70 RBI's ... set a minor league high with 136 games played at Stockton. **1980** - Set career-highs with 71 runs, 19 triples and 51 walks ... set a minor league high with 27 steals with Holyoke of the Eastern League ... played winter ball in the Mexican League ... traded to the Cardinals along with outfielder Sixto Lezcano and pitchers Dave LaPoint and Lary Sorensen in exchange for pitchers Rollie Fingers and Pete Vuckovich and catcher Ted Simmons. **1981** - Had a career-high 26 doubles at Springfield of the American Association ... also had a minor league high of 10 homers ... joined the Cardinals on Sept. 2 ... got his 1st major league hit on Sept. 26 vs PITT. **1982** - Broke into the starting lineup as a semi-regular ... placed on the disabled list with a pulled hamstring on May 8 ... optioned to Louisville on June 14 as Willie McGee's emergence as a starter limited his playing time ... batted a career high .345 at Louisville ... recalled on August 5 ... slammed his 1st major league homer on August 15 vs PITT. **1983** - Set big league highs with a .284 BA, 52 runs, 14 doubles, 10 triples, 69 RBI's and 26 walks ... had career-highs of 146 games played and 34 steals ... platooned in the outfield to start the year ... took over as the regular rightfielder when George Hendrick was moved to first base after Keith Hernandez was traded to the New York Mets on June 15 ... led the team in triples ... attended the Winter Instructional League and worked out at first base. **1984** - Had big league highs of 452 at-bats and 121 hits ... tied his big league high with 14 doubles ... had a career-high 15 homers ... went on the disabled list May 25 ... slammed his 1st career inside-the-park homer vs ATL August 19 ... had a .991 fielding mark at first base. **1985** - Acquired by the Giants from the St. Louis Cardinals along with infielder Jose Uribe, pitcher Dave LaPoint and outfielder Gary Rajsich in exchange for first baseman Jack Clark on February 1 ... moved to first base with the Giants ... after a slow start, batted .261 in May ... had a 5-game hitting streak (8-for-19; .421) from May 22-26 ... finished the month by hitting in 9 of 12 games ... hit safely in 5 of 6 games (8-for-21; .381) from June 11-16 ... had an outstanding month of July (.375), hitting safely in 15 of 20 games ... hit in 7 of 8 games before the All-Star Game (12-for-24; .500), raising his BA 49 points ... had 5-game hitting streak in that stretch ... from July 26-August 3 he compiled his longest hitting streak of the year - 8 games (16-for-32; .500) ... after beginning the season with a 3-for-42 stretch, Green hit .278 (70-for-252) after May 9 ... hit his 1st homer of the year on June 14 vs SD ... hit his last National League homer on August 17 vs LA ... although he only hit safely in 44% of his games (47-for-106), he compiled 23 games with 2-for-more hits, including 3-hit games on 5/12 vs St. Louis, 8/2 vs Atlanta and 8/25 vs Philadelphia ... was traded to the Milwaukee Brewers on December 3 for Hector Quinones. **1986** - Was invited to spring camp with the Milwaukee Brewers ... after failing to make squad, Green joined Monterrey of the Mexican League ... batted .391 with 11 HR's and 38 RBI, helping Monterrey reach the league championship finals ... 23 of his 59 hits at Monterrey went for extra bases (11-2B, 1-3B, 11-HR).

**MISC:** Ran track and played soccer as a youngster in Managua ... 1985 was the first off-season that he didn't play winter ball since 1979 ... enjoys playing pool, ping-pong and movies ... wife's name is Janet ... the couple have two children - Rolando and Giannia.

### GREEN — COMPLETE RECORD

Year	Club	AVG.	G	AB	R	H	2B	3B	HR	RBI	BB	SO	SB
1979	Stockton	.262	136	500	68	131	16	9	8	70	42	95	20
1980	Holyoke	.291	129	446	71	130	13	19	8	67	51	78	27
1981	Springfield	.270	106	430	66	116	26	3	10	67	24	83	23
	St. Louis	.147	21	34	6	5	1	0	0	2	6	5	0
1982	Louisville	.345	46	174	45	60	5	4	9	40	18	23	7
	St. Louis	.283	78	166	21	47	7	1	2	23	8	29	11
1983	St. Louis	.284	146	422	52	120	14	10	8	69	26	76	34
1984	St. Louis	.268	126	452	49	121	14	4	15	65	20	105	17
1985	San Francisco	.248	106	294	36	73	10	2	5	20	22	58	6
1986													
1987	Louisville	.356	50	180	38	64	21	1	4	27	15	29	3
	St. Louis	.267	14	30	4	8	2	1	1	1	2	5	0
<b>MAJOR TOTALS</b>		.268	489	1398	168	374	48	18	31	180	84	278	68

GW-RBI — 1982-3; 1983-6; 1984-10; 1985-7; 1987-0, Total: 26.

## GREEN — LEAGUE CHAMPIONSHIP SERIES RECORD

Year	Club / Opp.	AVG.	G	AB	R	H	2B	3B	HR	RBI	BB	SO	SB
1982	St.L. vs Atl.	1.000	2	1	1	1	0	0	0	0	0	0	0

## GREEN — WORLD SERIES RECORD

Year	Club / Opp.	AVG.	G	AB	R	H	2B	3B	HR	RBI	BB	SO	SB
1982	St.L. vs Milw.	.200	7	10	3	2	1	1	0	0	1	3	0

## GREEN — CAREER TRANSACTIONS

- Signed as free agent by Milwaukee Brewers' organization, September 24, 1978.
- Traded with outfielder Sixto Lezcano and pitchers Lary Sorensen and Dave LaPoint to St. Louis Cardinals for catcher Ted Simmons and pitchers Pete Vuckovich and Rollie Fingers, December 12, 1980.
- On disabled list, June 20 to July 2, 1981.
- On disabled list, May 8 to May 23, 1982.
- On disabled list, May 24 to June 15, 1984.
- Traded with infielder Jose Uribe, pitcher Dave LaPoint and outfielder Gary Rajsich to San Francisco Giants for first baseman Jack Clark on February 1, 1985.
- Traded to Milwaukee Brewers for Hector Quinones, December 3, 1985.
- Released by Milwaukee Brewers, April 4, 1986.
- Contract purchased by St. Louis Cardinals, September 9, 1987.

## GREEN — CAREER FIELDING

Position	G	PO	A	E	TC	DP	PCT.
Outfield	258	402	17	12	431	4	.972
First Base	198	1720	111	19	1850	153	.990

## GREEN — CAREER PINCH-HITTING

Year	AB	H	HR	RBI	AVG.
1981	2	0	0	0	.000
1982	12	4	0	1	.333
1983	20	6	0	2	.300
1984	5	1	0	2	.200
1985	11	1	0	2	.091
1987	5	0	0	0	.000
TOTALS	55	12	0	7	.218

## GREEN — DETAILED HITTING STATISTICS

	AVG.	G	AB	H	HR	RBI
Totals	.267	14	30	8	1	1
After ASG	.267	14	30	8	1	1
Night	.286	9	21	6	1	1
Day	.222	12	9	2	0	0
Grass	.200	4	5	1	0	0
Turf	.280	10	25	7	1	1
Home	.333	6	15	5	1	1
Road	.200	8	15	3	0	0
Sept.-Oct.	.267	14	30	8	1	1
vs. East	.267	14	30	8	1	1
Chi	.333	4	6	2	0	0
Mtl	.500	1	2	1	0	0
NY	.333	4	9	3	0	0
Pha	.111	4	9	1	1	1
Pitt	.250	1	4	1	0	0

	AVG.	AB	H	HR	RBI
vs. West	.247	235	58	4	36
Atl	.304	23	7	2	7
Cin	.324	34	11	0	3
Hou	.182	33	6	1	5
LA	.137	51	7	0	6
SD	.204	54	11	0	9
SF	.400	40	16	1	6

### 1987 HIGHS:

Most Hits: 2, 9/18 vs Chi. Most RBI: 1, 9/21 vs Pit. Longest Hit Streak: 2 games, 3 times. Longest Hitless Streak: 3 games, twice.

### CAREER HIGHS:

Most Hits: 3, 7 times (last time: 8/25/85 at Phi.). Most RBI: 5, 8/10/83 at Chi. Most HR: 2, 7/27/84 at Pit. Longest Hit Streak: 12 games (6/13-25/83).

# TOM HERR

(28)

## THOMAS MITCHELL HERR

### Infielder

Ht: 6-0

Bats: Both

Wt: 185

Throws: Right

Age: 31 (Turns 32 on April 4)

Born: 4-4-56 at Lancaster, Pennsylvania

**BECAME CARDINAL** — August 2, 1974. Signed as a free-agent by scout Tim Thompson.

**M.L. SERVICE** — 8.015



**1987 SEASON:** Veteran second baseman continued his fine play in his ninth season with the Cardinals . . . after reporting to spring training 14 pounds lighter, Herr started the season in fine fashion when he collected three RBI, including the game winner in the Cards 4-3 win over New York on April 17 . . . followed up the next day with a dramatic game-winning grand slam to beat the Mets 12-8 in 10 innings . . . Herr's slam was the first of his career and gave him a career high 6 RBI in a game . . . finished the year with 83 RBI after beginning the season with 15 RBI in his first 10 games . . . the 83 RBI were second only to his 110 RBI season of 1985 . . . collected 14 GWRBI, marking the third straight season that he had 10 or more GWRBI . . . was 4-for-4 with two doubles and two RBI on July 29 vs New York . . . Herr had 34 multiple-hit games . . . was 4-for-5 with HR, 3 RBI on August 8 at Philadelphia . . . reached base by either hit or walk in 112 of 141 games played . . . was 19-for-23 (83%) in steal attempts . . . had 15 plus stolen bases for the third straight season and for the fifth time in his career . . . collected his 1,000th career hit on Sept. 19 with an 8th inning single off Chicago's Lee Smith . . . appeared in his 1,000th career game on Sept. 18 vs Chicago . . . was 4th on the club with 14 infield hits . . . suffered a pulled groin muscle on April 23 that placed him on the 15-day disabled list . . . Herr returned to the lineup on May 13 . . . for the third straight season Herr collected 25 plus doubles . . . came off the bench to hit game-winning pinch single on August 28 vs Atlanta . . . enjoyed another fine year defensively, posting his best fielding pct. (.989) since 1984 . . . teamed with Ozzie Smith to turn over 100 double plays for the 4th straight season and his 103 DP's were second among N.L. second sackers (Glenn Hubbard, 114) . . . led the club with 12 sacrifice flys and three HBP . . . his 12 SF tied Ruben Sierra of Texas for most in the majors and were the most by a Cardinal since 1985, when Herr again led the club with 13 . . . put together two-hit games during Games #6 and #7 of the NLCS and gave Cardinals early lead with his solo homer in the first inning of World Series Game #6 . . . his W.S. homer was just one of two hit by the Cardinals during the Series and it was the lone round-tripper by a Cardinal in the Metrodome . . . batted .250 (8-for-32) during the post-season.

**CAREER HIGHLIGHTS:** **1974** - Signed 8/22 as a non-drafted free agent by Cardinals' scout Tim Thompson. **1975** - Made professional debut at Johnson City with .308 average. **1976** - Split time at St. Petersburg between shortstop (51 games) and second base (31 games). **1977** - Led Florida State League in at-bats (515), runs (80), hits (156) and stolen bases (50) . . . paced F.S.L. second baseman in putouts (348), assists (430), double plays (91) and fielding pct. (.974) . . . selected as Topps F.S.L. player of the month for July. **1978** - Selected on Texas League All-Star team. **1979** - Opened season at Springfield (AAA) leading club in triples and had 48 RBI . . . promoted to St. Louis on 8/10 and was used primarily as a pinch-runner . . . first M.L. appearance was as pinch-runner for Ken Reitz 8/13, scored winning run in 3-2 victory . . . grounded out in first big league at-bat vs Dodgers' Bobby Castillo on 8/16 . . . on 8/31 singled off Mickey Lolich for first hit in second official at-bat . . . spiked by Mets' Richie Hebner on force play at second 9/22 (1) and was out for remainder of season. **1980** - After hitting only .163 in first two months of season was optioned to Springfield on 6/21 . . . recalled in August for 11 days (8/2-12) he hit .281 . . . when he rejoined St. Louis in Sept. went 29-for-86; .337. **1981** - Led N.L. second basemen in assists (374), double plays (74), total chances (590) and fielding pct. (.992) . . . fielding pct. was highest ever by Cardinal second baseman . . . only player to start each of St. Louis' 103 games . . . was third in N.L. with 9 triples . . . led team in at-bats, triples, sacrifices and stolen bases. **1982** - Second on team in runs and stolen bases although slowed by injury . . . pulled a quadriceps muscle sliding into home on 5/13, missed numerous games in June while injury lingered. . . . took part in two double steals, including steal of home for third time in career . . . set World Series record in Game 4 when two runners scored on long sacrifice fly . . . underwent arthroscopic surgery on right knee to repair damaged cartilage in November. **1983** - Began season on disabled list after injuring left knee in spring training resulting in arthroscopic surgery on 3/25 . . . was activated on April 18, after playing three games without pain while on the medical rehabilitation list at Arkansas . . . wear and tear of season caused irritation to left knee requiring placement on the 21-day disabled list 8/9 . . . an arthrogram showed damage to cartilage both inside and outside of knee and he underwent

surgery again on 8/17 ... Dr. Lanny Johnson removed cartilage from inside of knee and repaired cartilage on the outside of knee ... rehabilitation program included a six week recuperation with the leg in a cast and subsequent exercise by swimming and bike riding ... prior to being sidelined in August, was a league leader with .323 average and had hit in 10 of last 11 games (23-for-46; .500) ... after 1,161 major league at-bats, slugged first M.L. home run on 5/10 at SF, **1984** - Returned from injury plagued '83 season to make 144 starts at second ... posted impressive numbers despite a torn muscle in left side that prematurely ended season 9/15 ... led 2nd sackers in double plays (106) and was barely edged out by Ryne Sandberg for fielding pct. honors (.993-.992) ... hit first homer from right side of the plate 5/18 vs CIN (Price). **1985** - Established career highs in virtually every offensive category (in some cases doubling previous best) and was among N.L. leaders in eight offensive categories (Avg-.9th, R-8, H-9, 2B-3, RBI-3, GW-RBI-6, BB-10, on base percentage-8) ... flirted with the batting leadership through the end of June and finished the season topping the .300 mark for the second time in his career ... over doubled his career output of 6 home runs, with 8 additional homers in '85 ... was among league leaders in multiple hit and RBI games ... his success rate in stolen base attempts was 91%, topping all Cardinal base runners with 10 or more steals ... only the seventh second baseman to top 100 RBI in M.L. history and first since Joe Morgan had 111 in 1976 ... first M.L. player in 35 years to drive in 100 or more runs without hitting at least 10 homers since Detroit's George Kell in 1950 ... highest RBI total by St. Louis second sacker since Frankie Frisch had 114 in 1930 ... one of the main forces in St.L. September pennant drive, hit in 10 straight games from 9/10-18 ... drove in 100th RBI on 9/19 at PHI ... blasted dramatic two-out, two-run ninth inning HR to give Redbirds 6-5 win on 9/22 vs MTL ... started 158 games at second base ... reached base by hit or walk in 138 of 159, getting a hit in 118 ... voted the starting second baseman for the N.L. in the All-Star game, first Cardinal All-Star at second since Julian Javier in 1968 ... named to A.P., U.P.I. and Sporting News post-season all-star teams ... fifth in B.B.W.A.A. MVP balloting ... four doubles in N.L.C.S. tied league record held by Matty Alou and Pete Rose ... had at least one hit in each of 6 L.C.S. games ... set World Series record for most double plays started by a second baseman in 7 game series with 5. **1986** - Put in sixth season as Cardinals' regular second baseman playing 152 games at second ... had first career three stolen base game, 4/12 vs MTL ... on 4/24 vs NY stole 16th consecutive base without being thrown out dating back to 8/15/85 ... hit in ten straight games (19-for-45; .422) from 6/19-29, tying Pendleton for longest streak on club in '86 ... included in streak was second five-hit game of his career 6/23 vs PIT ... went 5-for-5 with a walk, one of 13 National League players to have five hits in '86 ... did not commit an error after 8/11 (his last 50 games) ... walked in 7 straight games (9 total walks), 8/21-27 ... had three hits and four RBI in Cards 8-5 win at HOU on 9/5 ... was 22 of 30 (73%) in steal attempts ... tied with Van Slyke for team lead in RBI (61) and led team in doubles (30) and GW-RBI (12) ... his 12 GW-RBI tied for tenth best in N.L. ... led Major League second basemen in double plays turned (121) ... has played in 972 games at second for St. Louis, 5th highest career total among Cardinals second sackers.

**MISC:** In 1974 graduated from Hempfield High School in Landisville, PA ... while there named all-league second baseman in 1973 and all-league shortstop in '74 ... earned 11 high school letters in four sports ... named MVP in Legion All-East PA All-Star game and Eastern PA Regional Championship ... attended U of Delaware in Newark for two years ... married the former Kim Garman on 1/7/78 ... the couple has two sons, Aaron Mitchell (3/7/81) and Jordan Thomas (6/16/86) ... his off-field activities include hunting whitetail deer and black bear hunting, bass and trout fishing, swimming, racquetball and Bible study ... is involved with Fellowship of Christian Athletes and Baseball Chapel ... second on team in terms of years in a St. Louis uniform to Bob Forsch.

### HERR — COMPLETE RECORD

Year	Club	AVG.	G	AB	R	H	2B	3B	HR	RBI	BB	SO	SB
1975	Johnson City	.308	42	133	29	41	8	1	0	15	16	11	10
1976	St. Petersburg	.269	82	275	47	74	6	1	0	21	42	18	12
1977	St. Petersburg	.303	136	*515	*80	*156	13	7	1	53	69	39	50
1978	Arkansas	.293	89	335	70	98	23	4	3	45	58	50	30
	Springfield	.279	33	86	16	24	6	1	0	8	21	7	3
1979	Springfield	.293	109	423	74	124	20	6	6	48	54	51	29
	St. Louis	.200	14	10	4	2	0	0	0	1	2	2	1
1980	Springfield	.312	37	141	29	44	6	2	1	16	14	10	19
	St. Louis	.248	76	222	29	55	12	5	0	15	16	21	9
1981	St. Louis	.268	103	411	50	110	14	9	0	46	39	30	23
1982	St. Louis	.266	135	493	83	131	19	4	0	36	57	56	25
1983	St. Louis	.323	89	313	43	101	14	4	2	31	43	27	6
	Arkansas**	.444	3	9	0	4	3	0	0	1	1	1	0
1984	St. Louis	.276	145	558	67	154	23	2	4	49	49	56	13
1985	St. Louis	.302	159	596	97	180	38	3	8	110	80	55	31
1986	St. Louis	.252	152	559	48	141	30	4	2	61	73	75	22
1987	St. Louis	.263	141	510	73	134	29	0	2	83	68	62	19
<b>MAJOR TOTALS</b>		.275	1014	3672	494	1008	179	31	18	432	427	384	149

\*Led League.

\*\*Medical Rehabilitation.

GW-RBI — 1980-2; 1981-4; 1982-7; 1983-6; 1984-2; 1985-14; 1986-12; 1987-14.  
Total: 61.

### HERR — LEAGUE CHAMPIONSHIP SERIES RECORD

Year	Club / Opp.	AVG.	G	AB	R	H	2B	3B	HR	RBI	BB	SO	SB
1982	St.L. vs Atl.	.231	3	13	1	3	1	0	0	0	1	1	0
1985	St.L. vs L.A.	.333	6	21	2	7	4	0	1	6	5	2	1
1987	St.L. vs S.F.	.222	7	27	0	6	0	0	0	3	1	1	0
L.C.S. TOTALS		.262	16	61	3	16	5	0	1	9	6	4	2

### HERR — WORLD SERIES RECORD

Year	Club / Opp.	AVG.	G	AB	R	H	2B	3B	HR	RBI	BB	SO	SB
1982	St.L. vs Mil.	.160	7	25	2	4	2	0	0	5	3	3	0
1985	St.L. vs K.C.	.154	7	26	2	4	2	0	0	0	2	2	0
1987	St.L. vs Minn.	.250	7	28	2	7	0	0	1	1	2	2	0
W.S. TOTALS		.190	21	79	6	15	4	0	1	6	7	7	0

### HERR — ALL-STAR GAME RECORD

Year	Club	AVG.	AB	R	H	2B	3B	HR	RBI	BB	SO	SB
1985	National	.333	3	1	1	1	0	0	0	0	0	0

### HERR — CAREER TRANSACTIONS

- Signed as free-agent by St. Louis Cardinals' organization, August 22, 1974.
- On disabled list, March 25 to April 29 and August 9, 1983 through remainder of season; included rehabilitation disability assignment to Arkansas, April 18 to April 29, 1983.
- On disabled list, April 24 to May 12, 1987.

### HERR — DETAILED HITTING STATISTICS

	AVG.	G	AB	H	HR	RBI					
Totals	.263	141	510	134	2	83					
Before ASG	.270	70	259	70	1	39					
After ASG	.255	71	251	64	1	44					
Night	.248	97	355	88	2	58					
Day	.297	44	155	46	0	25					
Grass	.223	32	121	27	0	21					
Turf	.275	109	389	107	2	62					
Home	.280	71	246	69	1	36					
Road	.246	70	264	65	1	47					
April	.288	14	52	15	1	15					
May	.311	17	61	19	0	4					
June	.297	27	101	30	0	15					
July	.200	26	95	19	0	15					
August	.337	27	95	32	1	20					
Sept.-Oct.	.179	30	106	19	0	14					
vs. East	.277	85	311	86	2	58	.286	2076	594	12	255
Chi	.303	18	66	20	0	10	.286	391	112	1	39
Mtl	.186	18	70	13	0	9	.257	411	106	3	39
NY	.326	13	46	15	1	17	.289	418	121	5	64
Pha	.308	18	65	20	1	11	.267	449	120	2	62
Pitt	.281	18	64	18	0	11	.331	407	135	1	51
vs. West	.241	56	199	48	0	25	.259	1596	414	6	177
Atl	.200	11	35	7	0	3	.227	264	60	1	27
Cin	.298	12	47	14	0	7	.254	279	71	1	35
Hou	.289	11	38	11	0	5	.282	280	79	2	40
LA	.208	7	24	5	0	2	.262	244	64	0	17
SD	.261	6	23	6	0	6	.270	263	71	1	28
SF	.156	9	32	5	0	2	.266	259	69	1	30

**1987 HIGHS:**  
**Most Hits:** 4, twice. **Most RBI:** 6, 4/18 vs NY. **Longest Hit Streak:** 7 games, twice. **Longest Hitless Streak:** 3 games, 5 times. **Grand Slam:** 4/16 vs NY off Orosco. **Longest Errorless Streak:** 50 games, 6/23-8/19.

**CAREER HIGHS:**  
**Most Hits:** 5, 2 times (8/2/82 & 6/23/86). **Most RBI:** 6, 4/18/87, 5, 8/5/83; 4, 3 times (9/11/84, 5/10/85 & 9/5/86). **Most SB:** 3, 4/12/86 vs Mtl. **Longest Hit Streak:** 16 games, 1981. **Grand Slam:** 4/16/87 vs NY off Orosco.

## HERR — SWITCH-HITTING RECORD

Year		AVG.	AB	H	2B	3B	HR	RBI	BB	SO
1979	LH	.143	7	1	0	0	0	1	2	2
	RH	.333	3	1	0	0	0	0	0	0
1980	LH	.266	128	34	9	5	0	14	13	11
	RH	.223	94	21	3	0	0	1	3	10
1981	LH	.287	272	78	9	7	0	36	37	12
	RH	.230	139	32	5	2	0	10	12	17
1982	LH	.294	344	101	15	4	0	24	47	44
	RH	.201	149	30	4	0	0	12	10	12
1983	LH	.335	230	77	12	4	2	26	33	24
	RH	.289	83	24	2	0	0	5	10	3
1984	LH	.271	384	104	15	0	2	30	38	45
	RH	.287	174	50	8	2	2	19	11	11
1985	LH	.313	383	120	28	3	5	82	64	43
	RH	.282	213	60	10	0	3	28	16	12
1986	LH	.212	340	72	16	3	1	39	43	51
	RH	.315	219	69	14	1	1	22	30	24
1987	LH	.241	319	77	16	0	0	48	39	46
	RH	.298	191	57	13	0	2	35	29	16
CAREER	LH	.276	2407	664	120	26	10	300	306	279
TOTALS	RH	.272	1265	344	59	5	8	132	121	105

## HERR — CAREER FIELDING RECORD AT SECOND BASE

Year	G	PO	A	E	TC	DP	PCT.
1979	6	12	11	0	23	3	1.000
1980	58	107	136	4	247	37	.984
1981	103	211	374	5	590	74	.992
1982	128	263	427	9	699	97	.987
1983	86	178	245	6	429	60	.986
1984	144	328	452	6	786	106	.992
1985	158	337	448	12	797	120	.985
1986	152	352	414	9	775	121	.988
1987	137	306	350	7	663	103	.989
MAJOR TOTALS	972	2094	2857	58	5009	721	.988

# KEN HILL

# (56)

## KENNETH WADE HILL

### Pitcher

Ht: 6-2

Bats: Right

Wt: 175

Throws: Right

Age: 22

Born: 12-14-65 at Lynn, Massachusetts

**BECAME CARDINAL** — Acquired August 10, 1986 along with first baseman Mike Laga, in trade with Detroit Tigers for catcher Mike Heath.

**M.L. SERVICE** — 0.000



**1987 SEASON:** Opened the season at Arkansas (AA) where he posted a 3-5 mark in 18 games ... recorded 48 strikeouts in 53.2 IP, but walked 30 ... struckout eight batters on two occasions (May 1 at Jackson and May 17 at Midland) ... was sent to St. Petersburg on June 16, where he appeared in 18 games, mainly as a reliever ... fanned seven batters in August 22 contest vs Dunedin ... had two saves at both Arkansas and St. Petersburg; the first of his professional career ... was standout performer in the Winter Instructional League, allowing just one earned run in 42 IP ... led Cardinals' entry with a 7-0 record and 0.21 ERA in 8 games ... struckout 41 batters, while only allowing 13 base-on-balls.

**CAREER HIGHLIGHTS:** **1985** - Signed by the Detroit Tigers as a non-drafted free-agent on February 14 ... broke in with Gastonia of the South Atlantic League and posted a 3-6 mark in 15 games. **1986** - Began the year at Gastonia, where he collected a career best 9 wins along with a 2.79 ERA ... advanced to Glens Falls and appeared in one game, before

being traded to the Cardinals along with Mike Laga for catcher Mike Heath . . . was assigned to Arkansas (AA) and was 1-2 for the Travelers in three starts . . . played for Cardinals' entry in 1986 Florida Winter Instructional League . . . appeared in 8 games, and had a 3-2 record with a 4.03 ERA.

**MISC:** Graduated from Lynn, Massachusetts, Classical H.S. in 1983 where he played baseball, basketball and soccer . . . was All-State in baseball . . . attended North Adams, MA State College where he played baseball . . . played amateur baseball in American Legion program . . . single.

### HILL — COMPLETE RECORD

Year	Club	W-L	ERA	G	GS	CG	SHO	SV	IP	H	R	ER	BB	SO
1985	Gastonia	3-6	4.96	15	12	0	0	0	69	60	51	38	57	48
1986	Gastonia	9-5	2.79	22	16	1	0	0	123	95	51	38	80	86
	Glens Falls	0-1	5.14	1	1	0	0	0	7	4	4	4	6	4
	Arkansas	1-2	4.50	3	3	1	0	0	18	18	10	9	7	9
1987	Arkansas	3-5	5.20	18	8	0	0	2	53.2	60	33	31	30	48
	St. Petersburg	1-3	4.17	18	4	0	0	2	41	38	19	19	17	32

## BOB HORNER

(5)

### JAMES ROBERT HORNER

#### First Baseman

Ht: 6-1

Bats: Right

Wt: 215

Throws: Right

Age: 30 (Turns 31 on August 6)

Born: 8-6-57 at Junction City, Kansas

**BECAME CARDINAL** — Signed as a free-agent on January 14, 1988.

**M.L. SERVICE** — 8.108



**1987 SEASON:** Inked a one-year contract with the Yakult Swallows of the Japanese Central League and began play on May 5 . . . made a smashing debut in a three-game series against the popular Hanshin Tigers . . . had a homer in his first game for the Swallows and followed up the next day with a three-homer performance . . . belted six homers out of seven hits in his first four games . . . was 7-for-11 (.636) with 6 HR's, 7 RBI and 5 walks during his first four games . . . carried the previously lowly Swallows, picked by many to finish last, to a fourth place finish in the Central League . . . was leading hitter among U.S. players in the Central League with a .327 average in 93 games . . . finished fifth in the Central League in home runs (31) and was tenth in RBI (73) . . . would have finished fourth among league batters but failed to qualify due to insufficient at-bats . . . averaged a homer every 9.8 at-bats . . . was walked 51 times (once every seven plate appearances) . . . was used as both a first baseman and third baseman by the Swallows.

**CAREER HIGHLIGHTS: 1978** - Broke in with homer in first game after being chosen as nation's No. 1 draft pick off Arizona State University campus . . . Homer came off Pittsburgh's Bert Blyleven, 6/16, at Atlanta Stadium . . . Horner had one other hit, a single, in his debut . . . Rookie of the Year honors by The Sporting News and the Baseball Writers Association of America . . . of his 23 homers, 19 came at ATL, four at CHI . . . homered once every 14.04 at-bats, a better average than any previous Rookie of the Year, including Willie McCovey . . . underwent successful shoulder surgery in off-season . . . impressed all observers . . . "Another Harmon Killebrew," said Montreal Manager Dick Williams . . . Braves had planned to start Horner at Savannah, but he talked them into staying with parent club . . . hit NCAA record 25 homers at Arizona State . . . was also impressive defensively at third base . . . set Atlanta team record with nine sacrifice flies. **1979** - In less than two full seasons, Bob established himself as one of the top sluggers in baseball . . . ranked 5th in the NL in slugging percentage, .552 and had the second longest batting streak of the season, 20 games . . . was 5th in the NL in batting average, .314 . . . also, had two 4-hit games on 6/8 vs PHI and 6/28 against SD . . . Bob feasted on Pennsylvania pitching in '79 . . . hit .450 with 3 home runs against Phillies and .440 with 3 homers versus Pirates . . . missed six weeks due to bone chips suffered in season opener at Houston . . . tied with Dale Murphy for club game-winning RBI leadership with 8. **1980** - One of the top sluggers in the game, Bob finished second in the NL (behind Mike Schmidt) with 35 homers in 1980 . . . with the

Braves' Dale Murphy finishing third with 33 home runs, it was the first time in the league that two players from the same team finished in the top three in homers since the Braves' Davey Johnson and Darrell Evans accomplished the feat in 1973 ... after a slow start and early season injuries, Horner hit .302 with 30 homers and 76 RBIs during the final 90 games ... he was named Player of the Month of July in the NL when he hit 14 home runs and had 33 RBIs ... his 14 homers in July fell one short of the major league record for that month shared by Joe Adcock, Hank Greenberg and Joe DiMaggio ... Bob hit two homers in a game four times on 6/1, 7/16, 7/22 and 9/7 ... his 12-game hitting streak in July tied Gary Matthews for the club's longest in 1980 ... Bob also had two 9-game streaks ... hit .307 with 23 homers at home in 1980 ... hit five homers each against HOU, LA and PHIL and four versus PITT, SD and SF ... batted in runs in eight consecutive games in July to tie club record he previously shared with Hank Aaron and Eddie Mathews ... his 89 RBIs tied Dale Murphy for the club leadership. **1981** - Bob led the Braves in homers for the fourth consecutive year in 1981 and he ranked eighth in the National League ... finished with a flurry of homers the last week of the season and was named the N.L. Player of the Week for 9/28-10/4 in the process ... hit six home runs in five games from 9/29-10/3, just one short of the National League mark held by Jim Bottomley, Johnny Bench and Mike Schmidt ... had three 2-homer games in 1981; 8/22 vs MTL, 9/29 vs LA and 10/3 against CIN ... hit his 100th career major league home run off Houston's Nolan Ryan on 9/9 ... four of his 1981 home runs came against CIN ... Bob had three 4-hit games: 5/4 against STL, 8/22 against MTL and 9/29 vs LA ... had an 11-game hitting streak from 5/3-8/12 ... Bob's six game-winning RBIs were second most by a Braves player in 1981 ... played well against the top teams ... hit .318 against Houston, .310 vs MTL and .438 against STL. **1982** - Was headed toward career-highs in both homers and RBIs in 1982 before falling to injury on 9/18 ... still, his 97 RBIs were just one short of his top mark of 98 in 1979 and his 32 homers fell just three shy of 35 hit in 1980 ... Bob did set personal marks of 13 game-winning RBIs, 85 runs scored, 24 doubles and 66 walks in '82 ... moved into second place on all-time Atlanta home run list behind Hank Aaron and third place behind Aaron and Murphy in RBIs ... hit two home runs in game four times in '82: 6/30 vs HOU, 7/4 vs CIN, 7/28 vs SD and 8/25 vs PHI ... had five hits in game at SF (2 doubles, 3 singles), 6/12 and four hits in MTL (1 double, 3 singles) 5/19 ... fourteen-game hitting streak from 4/24 thru 5/13 & .404, 7 HR, 12 RBIs) tied for second on Braves in '82 ... hit .287 with runners in scoring position ... most of Horner's 1982 home runs were hit in four streaks: hit seven homers in 11 games from 4/24-5/9, seven home runs in eight games from 6/30-7/8, five homers in nine games from 7/28-9/4 and five homers in 10 games from 9/6-15 ... hit back-to-back homers with Dale Murphy on consecutive nights against Chicago, April 28 & 29, both in the eighth inning ... ironically, though the two had played together four previous season, it was only the second and third times they accomplished the feat ... achieved an oddity on 7/27 when he reached base five times without an official at-bat ... San Diego pitching issued Horner three walks and hit him with a pitch twice ... Bob was named to the N.L. All-Star team for the first time in '82 ... hit .328 with five homers and 10 RBIs vs Giants, .318 with three homers and 13 RBIs vs Phillies and .318 with three homers and 11 RBIs vs St. Louis ... hit five home runs against CIN ... tied for 3rd in N.L. in fielding percentage among third basemen, .970. **1983** - Bob was having his top all-around season until felled by broken bone in right wrist on 8/15 ... despite having to sit out final seven weeks because of that injury, and 10 days in June because of an injured ankle, Horner hit 20 homers and had 10 game-winning RBIs ... both figures tied for second on the Braves in 1983, remarkable considering the fact that he missed one-third of the season ... Horner's .303 average was his highest since 1979, his sophomore year as a pro, when he batted .314 ... he also led Atlanta and set a personal high with 25 doubles in 1983 ... five of Horner's first 14 hits last year were home runs ... through the first week of May he had seven roundtrippers ... only once did he hit two in the same game, on 7/24 vs PHI ... Bob was the N.L.'s Player of the Week for May 23-29 when he batted .464 with seven RBIs, six runs and six doubles ... had three 10-game hitting streaks in 1983, one each in May, July and August ... had four hits in game at SF, 7/3 ... hit .329 at home, .317 vs left-handers and .298 against right-handers ... four homers and 11 RBIs came against PHI ... hit three homers each vs LA and SF ... batted .455 against Pirates and .425 vs Giants ... among N.L. third basemen playing in 100 or more games Horner tied for third in fielding percentage (.958) with Bill Madlock, behind Ken Oberkfell (.960) and Mike Schmidt (.959). **1984** - Was sidelined for the season after May 30 because of a broken navicular bone in his right wrist ... it was the same bone he broke 7/15/83 and which kept him out of the lineup for seven weeks that season ... prior to the reinjury of his wrist, Horner also missed 16 games because of a jammed left shoulder suffered in a collision with catcher Tom Wieghaus at Houston, 4/27 ... between the two injuries, however, Bob went on a hitting tear, batting .383 with 11 RBIs in 13 games ... he hit safely in ten of the 13 games and had a seven-game hitting streak during that span ... the day before he re-injured his wrist, Bob went four-for-four vs CHI with two doubles and three RBIs. **1985** - Horner's recovery from off-season wrist surgery was one of the highlights of a disappointing season for the Braves ... surprised the club when he reported to spring training ahead of schedule, began batting immediately and was in the Braves' line-up on opening day; a very unexpected bonus ... began the season slowly, being careful not to overwork the fragile wrist, but before mid-season was feeling confidence at the plate again and posting numbers like he had prior to the injury ... batted .293 in June and .378 in July ... had only one home run in his first 28 games, but hit 26 in the next 100 outings ... had five two-home run games to give

him a total of 24 in his career ... his 130 games played qualified as the second most in his career, trailing only the 140 he played in 1982 ... in a mid-season experiment, he borrowed a glove from Chris Chambliss and started a game at first base on 6/10, the first time he had played that position since 1983 when he handled chores there for one game, and only the 48th time in his major league career that he played at first base ... the experiment was an immediate success ... Horner adapted well to the change in position, fielding a perfect 1.000 in 950 total chances and participating in 105 double plays in 85 games ... Horner made 11 errors in 41 games at third base in 1985 ... hit .484 (15-31) with 3 home runs, 7 doubles, 1 triple and 14 RBI in his first nine games after the switch ... on the year, Bob hit .278 with 23 homers and 71 RBI while playing at first and .243 with 4 home runs and 15 RBI while playing at third ... Horner's .499 slugging percentage was second only to Dale Murphy's .538 in 1985 ... his 27 home runs marked the first time since 1979 that an Atlanta first baseman had more than 20 home runs ... that year Murphy and Horner shared duties at first base and each had more than 20; Horner hitting 33 and Murphy 21 ... Murphy also had 23 homers in 1978 while playing at first, the most home runs at that point for an Atlanta first baseman since Hank Aaron had 34 in 1972 ... batted .320 with 30 RBI with men in scoring position and one out in 1985 ... batted .289 with 10 home runs, 31 RBI and a .530 slugging percentage in the late innings ... had several streaks where he hit everything in sight, including an eight game binge between July 13 and July 23 when he hit .529 (18-34) with four doubles, one triple, four home runs and 13 RBI ... missed 15 games due to wrist injury and six games due to a pulled hamstring. **1986** - Put together second straight season in which he appeared in 130 or more games ... appeared in a career-high 141 games with 517 at-bats ... 141 hits were second only to his career-high 153 in 1979 ... his second straight 27 HR and 80 RBI season ... has hit 20 or more homers in seven of his nine big league seasons ... ranked 5th in the National League in home runs and 9th in RBI ... belted his first major league grand slam on Sept. 6 vs PITT (off Fansler) ... set M.L. record for number of career homers (209) without hitting a grand slam ... became just the 11th player in major league history to hit four homers in one game, when he accomplished the feat July 6 vs MTL (3 HR off McGaffigan, one off Reardon) ... also added a career-best 6 RBI in that contest ... collected his 25th career multi-homer game on May 18 vs St. Louis ... became just the 43rd player in M.L. history to post 25 multi-homer games ... belted his 200th career homer on June 19 vs LA ... was named N.L. Player of the Week, June 30-July 6, when he batted .333 (9-for-27) with 4 HR and 8 RBI ... had 11-game hitting streak (16-for-39; .410) from 8/26-9/7 ... had a .472 slugging pct. and improved his career slugging pct. to .508 ... made a good defensive showing at first base, tying Leon Durham for second among N.L. first sackers in pct. (.995) ... led N.L. first basemen in putouts and double plays ... was 35-for-127; .276, 60 RBI with men in scoring position ... Horner's 11 GW-RBI were second only to his 13 GW-RBI in 1982 ... finished third in the N.L. with 10 sacrifice flys and was 1-for-5 in stolen base attempts.

**MISC:** Bob set an NCAA record with 25 home runs at Arizona State ... was named College World Series MVP in 1977 ... was College All-American in 1977 and 1978 and College Player of the Year in 1978 ... played shortstop and second base in college ... in high school he was all-state in baseball and lettered in basketball at Apollo (AZ) High School ... he is married to the former Christine Berry and has two sons, Trent (4) and Tyler (6) ... Bob was originally signed by Tom Morgan ... he is an avid golfer.

### HORNER — COMPLETE RECORD

Year	Club	AVG.	G	AB	R	H	2B	3B	HR	RBI	BB	SO	SB
1978	Atlanta	.266	89	323	50	86	17	1	23	63	24	42	0
1979	Atlanta	.314	121	487	66	153	15	1	33	98	22	74	0
1980	Atlanta	.268	124	463	81	124	14	1	35	89	27	50	3
1981	Atlanta	.277	79	300	42	83	10	0	15	42	32	39	2
1982	Atlanta	.261	140	499	85	130	24	0	32	97	66	75	3
1983	Atlanta	.303	104	386	75	117	25	1	20	68	50	63	4
1984	Atlanta	.274	32	113	15	31	8	0	3	19	14	17	0
1985	Atlanta	.267	130	483	61	129	25	3	27	89	50	57	1
1986	Atlanta	.273	141	517	70	141	22	0	27	87	52	72	1
1987	Yakult (Japan)	.327	93	303	60	99	14	0	31	73	51	65	0
MAJOR TOTALS		.279	960	3571	545	994	160	7	215	652	337	489	14

GW-RBI: 1980-5; 1981-6; 1982-13; 1983-10; 1984-3; 1985-6; 1986-11. Total: 54

### HORNER — LEAGUE CHAMPIONSHIP SERIES RECORD

Year	Club / Opp.	AVG.	G	AB	R	H	2B	3B	HR	RBI	BB	SO	SB
1982	Atl. vs St.L.	.091	3	11	0	1	0	0	0	0	0	2	0

## HORNER — ALL-STAR GAME RECORD

Year	Club	AVG.	G	AB	R	H	2B	3B	HR	RBI	BB	SO	SB
1982	National	.000	1	1	0	0	0	0	0	0	0	0	0

## HORNER — CAREER TRANSACTIONS

- Selected by Oakland A's in 15th round of free-agent draft, June 4, 1975.
- Selected by Atlanta Braves in 1st round (first player selected) of free-agent draft, June 6, 1978.
- On disabled list, April 11 to April 26, 1979.
- On disqualified list when refused option to Richmond (International), April 28, 1980; reinstated May 10, 1980.
- On disabled list, August 16, 1983 through remainder of season.
- On disabled list, April 28 to May 17 and June 4, 1984 through remainder of season.
- Granted free agency, November 12, 1986.
- Signed by St. Louis as a free-agent, January 14, 1988.

## HORNER — CAREER FIELDING RECORD (FIRST BASE ONLY)

Year	G	PO	A	E	TC	DP	PCT.
1979	45	414	24	7	445	32	.984
1980	1	2	2	0	4	0	1.000
1983	1	2	0	0	2	0	1.000
1985	87	892	58	0	950	105	1.000
1986	139	1378	102	8	1488	138	.995

## HORNER — CAREER FIELDING RECORD

POS.	G	PO	A	E	TC	DP	PCT.
Third Base	697	492	1223	96	1811	104	.947
First Base	273	2688	160	15	2889	243	.995

## HORNER — DETAILED HITTING STATISTICS

### CAREER

	AVG.	AB	H	HR	RBI
vs. East	.287	1587	456	97	308
Chi	.303	271	82	14	45
Mtl	.292	271	79	18	55
NY	.228	250	57	10	34
Pha	.299	297	89	23	71
Pitt	.295	234	69	18	49
StL	.303	264	80	14	54
vs. West	.273	1977	540	119	342
Cin	.237	413	98	27	67
Hou	.266	391	104	22	69
LA	.288	403	116	25	78
SD	.302	367	111	19	55
SF	.275	403	111	26	73

### CAREER HIGHS:

**Most Hits:** 5 (6/12/82 vs SF); 4, 12 times (last 8/31/86 vs Chi); 3, 49 times (last 9/28/86). **Most RBI:** 6, 7/6/86 vs Mtl; 5, 5 times (last 7/14/85 vs Phi); 4, 13 times (last 9/6/86 vs Pitt); 3, 48 times (last 9/30/86 vs Cin); 2, 95 times. **Most HR:** 4 (7/6/86 vs Mtl); 2, 25 times (last 5/18/86 vs StL). **Longest Batting Streak:** 20 games, 1979. **Grand Slam:** 9/6/86 vs Pitt (Fansler).

## HORNER — CAREER AT BUSCH STADIUM

AB	H	2B	3B	HR	RBI	AVG.
139	40	8	1	5	24	.288

## CARDS WERE FIRST

The first 1-0 game in baseball's history was recorded May 5, 1876 when the St. Louis National League Team defeated Chicago, 1-0.

# TIM JONES

(60)

## WILLIAM TIMOTHY JONES

### Infielder

Ht: 5-10

Bats: Left

Wt: 172

Throws: Right

Age: 25

Born: 12-1-62 at Sumpter, South Carolina

**BECAME CARDINAL** — Cardinals' 3rd selection in the regular phase of the June, 1985, free-agent draft.

**M.L. SERVICE** — 0.000



**1987 SEASON:** In his third year with the Cardinal organization Jones has made quick progress, moving from Johnson City (R) to Louisville (AAA) in three seasons . . . Jones started the year at Arkansas (AA) where he posted a career best .330 batting average in 61 games . . . the 25-year-old shortstop put together a seven-game hit streak from April 11-18 and enjoyed his best day at the plate on April 7 when he went 3-for-4 with two doubles and a homer at Shreveport . . . was promoted to Louisville on June 17 . . . continued to shine, posting a .283 mark with career high four HR's . . . compiled an 11-game hitting streak from July 30 to August 8 (17-for-44; .386) . . . had three hits with a homer and 6 RBI on June 25 vs Oklahoma City . . . participated on the Cardinals entry in the Winter Instructional League and batted .329 with a club-high 13 stolen bases in 29 games.

**CAREER HIGHLIGHTS: 1985** - Selected by St. Louis in third round of the June, free-agent draft and signed by Cardinals' scout Vern Benson . . . led Appalachian League in at-bats (235), tied for lead in sacrifice flies (5), was second in stolen bases (28), hits (75) and RBI (48). **1986** - Began season at St. Petersburg (A), before earning a promotion to Arkansas (AA) May 19 . . . played a career-high 96 games at Arkansas, scoring 36 runs . . . played for Cardinals' entry in the 1986 Winter Instructional League . . . appeared in 35 games, posting a .198 batting average.

**MISC:** Graduated from Sumpter, South Carolina, High School in 1981 . . . lettered in baseball and soccer . . . graduated from the Citadel in 1985 . . . majored in Health Services . . . lettered in baseball (All-Conference, All-State, All-Atlantic Region, 3rd team All-American) . . . married the former Rebecca Dawn Goslee this past January . . . teamed with Cardinal farmhand John Murphy at the Citadel . . . rode skateboards professionally for Power Flex . . . enjoys racquetball, fishing and tennis . . . nickname is T.J.

## JONES — COMPLETE RECORD

Year	Club	AVG.	G	AB	R	H	2B	3B	HR	RBI	BB	SO	SB
1985	Johnson City	.319	68	235	33	75	10	1	3	48	27	19	28
1986	St. Petersburg	.254	39	142	19	36	3	2	0	27	30	8	8
	Arkansas	.268	96	284	36	76	15	1	2	27	42	32	7
1987	Arkansas	.330	61	176	23	58	11	0	3	26	29	16	15
	Louisville	.283	73	276	48	78	14	3	4	43	29	27	11

## TOP WINNERS AT BUSCH STADIUM (MINIMUM 10 WINS)

Pitcher	Year	Record	Pct.
John Tudor	1985	14-2	.875
Bob Forsch	1982	12-2	.857
Silvio Martinez	1979	11-2	.846
Bob Gibson	1968	11-6	.647
Bob Forsch	1982	10-2	.833
Danny Cox	1985	10-4	.714
John Denny	1978	10-4	.714
Lynn McGlothen	1976	10-5	.667
Steve Carlton	1971	10-5	.667
Bob Gibson	1970	10-5	.667
Rick Wise	1973	10-6	.625
Rick Wise	1972	10-7	.588

# MIKE LAGA

(35)

## MICHAEL RUSSELL LAGA

### First Baseman

Ht: 6-2

Bats: Left

Wt: 210

Throws: Left

Age: 27 (Turns 28 on June 14)

Born: 6-14-60 at Ridgewood, New Jersey

**BECAME CARDINAL** — Traded to St. Louis, September 2, 1986, completing a deal in which Cardinals traded catcher Mike Heath to Detroit Tigers for right-handed pitcher Ken Hill and a player to be named later. August 10, 1986.

**M.L. SERVICE** — 2,022



**1987 SEASON:** Made the club out of spring training with hopes that he could provide left-handed punch off the bench ... made his first appearance on 4/10 at Pittsburgh and belted a solo homer off the Pirates Rick Reuschel ... was used mainly as a pinch-hitter before being outrighted to Louisville on 4/28 ... posted impressive numbers for the Redbirds with a career-best .304 average and 35 doubles ... led the club in home runs (29) and RBI (91) ... Laga led the American Association in intentional walks (12), was fifth in total bases (253) and tied for fourth in homers ... had a 10-game hitting streak (18-for-41; .439) from 8/18-29 ... homered in five straight games (7 HR's) from 8/4-8 ... collected RBI in seven straight contests (10 RBI) from 8/28-9/3 ... was 4-for-5 with double, 2-home runs and 3 RBI on June 20 at Denver ... went 3-for-4 with two homers and 6 RBI on August 8 at Oklahoma City ... belted a grand slam homer on August 21 at Nashville ... had a .605 slugging pct. and committed 11 errors in 102 games at first base (.989 pct.) ... was second among American Association first basemen in total chances (1,000) and double plays (98) ... contract was purchased by the Cardinals on 9/8 and Mike started five games at first during the final month of the season ... was 2-for-3 with a double 9/16 at Pittsburgh in 8-5 Cardinal victory.

**CAREER HIGHLIGHTS:** **1980** - Drafted by Detroit in first round (#17 pick overall) of January draft and signed by Tigers' scout Ray Bellino ... led Lakeland (A) in games, triples, HR, RBI and GW-RBI. **1981** - Named to Southern League All-Star team ... led loop in total bases (293) and tied for third in home runs (31) ... led all players in Tiger Farm system with 66 extra base hits. **1982** - Led American Assoc. in hit by pitch (13) and led first baseman in total chances (1221) and putouts (1135); was second in league and set Evansville club record with 34 home runs ... purchased from AAA club, 9/1 and made M.L. debut that night vs CAL ... next night had a double off Mike Witt for first hit ... following night, hit two-run homer off A's Rick Langford for first big league homer ... homered off facing of Tiger Stadium third deck off Jim Palmer, 9/29 ... more than half his M.L. hits went for extra bases (12 of 23). **1983** - Recalled from Evansville, 7/29 ... appeared in 6 games before optioned back, 8/23 ... recalled 9/1 and went 2-for-3 with run scored and RBI in lone start at first base, 9/28 at BLT. **1984** - Tied for American Assoc. lead in games (153), second in total bases (289), third in both home runs (30) and RBI (94) ... was Association Player of the Week, 6/25-7/1 ... recalled from AAA on 9/4. **1985** - Began season at AAA, had a 12-game hitting streak 4/27-5/10 (.417, 6 HR, 16 RBI) earning recall to Detroit, 5/14 ... homered at MIN, 5/16 and at CAL, 5/20 ... had 5-game hitting streak 5/16-20 to tie his M.L. high (6-for-20; .300 with 6 RBI) ... optioned to AAA on 6/2 ... led Nashville with 430 at-bats, 30 doubles, 20 homers and 79 RBI ... led Association first basemen with 1,024 putouts; 111 assists; 1,146 total chances; 114 games and 101 double plays. **1986** - Opened the year with Detroit for first time in career ... hit in 6 of 7 games (8-for-23; .348) with 3 homers and 8 RBI from 4/17-5/2 ... seventh inning solo homer off Dennis Leonard was margin of victory 4/29 vs KC ... broke bone in wrist swinging at a pitch 5/13 at KC ... placed on the 21-day disabled list and had surgery on May 22 ... assigned to Nashville (AAA) for injury rehabilitation 8/8 ... recalled by Detroit on 9/1 ... assigned to St. Louis on 9/2 to complete Mike Heath deal with Tigers ... made Cardinal debut on 9/6 at HOU ... with an intentional walk in a pinch-hitting role ... in first Busch Stadium at-bat, 9/14 vs MTL, registered first N.L. hit, a two-run homer off Expos Bob Sebra ... his foul ball on 9/15 vs NY was first ball, fair or foul, ever hit out of Busch Stadium (it went out on first base side about 2/3 way down the line) ... homered off left-hander Frank DiPino on 10/4 at CHI ... between A.L. and N.L. appearances had 6 HR in 91 AB (1 every 15.2 AB), only one National Leaguer (Mike Schmitt, 14.9) had a better HR-to-AB ratio ... 7 of his 10 hits as a Cardinal went for extra bases, and had a .500 slug. pct. as a Redbird ... was flawless at first base over course of the season: 12 games, 105 chances, 0 errors at DET and 16 games, 123 chances, 0 errors at STL.

**MISC:** Graduated from Ramsey H.S., Ridgewood, NJ in 1978 ... attended Bergen Community College and Fairleigh Dickinson University ... married the former Robyn Gustavis and the couple has one child, Ashley Lauren (10/8/85) ... has 174 minor league home runs and averaged a homer every 18.5 at-bats in minors ... pronounces name (LAH-ga).

## LAGA — COMPLETE RECORD

Year	Club	AVG.	G	AB	R	H	2B	3B	HR	RBI	BB	SO	SB
1980	Lakeland	.273	122	407	60	111	14	6	12	74	72	71	5
1981	Birmingham	.289	142	547	89	158	28	7	31	86	49	113	2
1982	Evansville	.250	126	444	77	111	15	3	34	90	47	117	5
	Detroit	.261	27	88	6	23	9	0	3	11	4	23	1
1983	Evansville	.231	105	355	46	82	24	1	16	58	44	97	2
	Detroit	.190	12	21	2	4	0	0	0	2	1	9	0
1984	Evansville	.264	153	569	86	151	30	9	30	94	38	130	1
	Detroit	.545	9	11	1	6	0	0	0	1	1	2	0
1985	Nashville	.263	117	430	58	113	30	2	20	79	39	95	2
	Detroit	.167	9	36	3	6	1	0	2	6	0	9	0
1986	Detroit	.200	15	45	6	9	1	0	3	8	5	13	0
	Nashville**	.220	12	41	4	9	3	0	2	7	4	7	0
	St. Louis	.217	18	46	7	10	4	0	3	8	5	18	0
1987	Louisville	.304	116	418	81	127	35	2	29	91	48	93	1
	St. Louis	.138	17	29	4	4	1	0	1	4	2	7	0
MAJOR TOTALS		.225	107	276	29	62	16	0	12	40	18	72	1

\*\*Medical Rehabilitation

GW-RBI — 1982-1; 1983-0; 1984-0; 1985-0; 1986-2 (StL-1); 1987-0. Total: 3.

## LAGA — CAREER TRANSACTIONS

- Selected by Detroit Tigers' organization in 1st round (17th player selected) of free-agent draft, January 8, 1980.
- On disabled list; May 14 to September 1, 1986.
- Assigned to St. Louis from Detroit Tigers completing deal of August 10, 1986 that sent catcher Mike Heath to Detroit for pitcher Ken Hill and player to be named later; September 2, 1986.

## LAGA — DETAILED HITTING STATISTICS

	AVG.	G	AB	H	HR	RBI					
Totals	.138	17	29	4	1	4					
Before ASG	.167	8	12	2	1	1					
After ASG	.118	9	17	2	0	3					
Night	.174	13	23	4	1	4					
Day	.000	4	6	0	0	0					
Grass	.000	1	1	0	0	0					
Turf	.143	16	28	4	1	4					
Home	.071	9	14	1	0	1					
Road	.200	8	15	3	1	3					
April	.167	8	12	2	1	1					
Sept.-Oct.	.118	9	17	2	0	3					
vs. East	.138	17	29	4	1	4	.189	74	14	4	12
Chi	.000	4	5	0	0	0	.076	13	1	1	1
Mtl	.200	3	5	1	0	0	.250	20	5	1	3
NY	.000	4	5	0	0	1	.133	15	2	0	2
Pha	.000	1	3	0	0	1	.200	10	2	1	4
Pitt	.273	5	11	3	1	2	.250	16	4	1	2
vs. West	—	—	—	—	—	—	.000	2	0	0	0
Hou	—	—	—	—	—	—	.000	1	0	0	0
LA	—	—	—	—	—	—	.000	1	0	0	0

**1987 HIGHS:**  
**Most Hits:** 2, 9/16 at Pitt  
**Most RBI:** 1, 4 times.  
**Longest Hit Streak:** None  
**Longest Hitless Streak:** 5 games, 4/16-9/15.

**CAREER HIGHS:**  
**Most Hits:** 3, 9/21/82 at Balt.  
**Most RBI:** 3, twice, 9/21/82 at Balt. & 4/17/86 at Chi. (A).  
**Longest Hit Streak:** 5 games, twice, 9/17-29/84 & 5/16-20/85.

# STEVE LAKE

(25)

## STEVEN MICHAEL LAKE

### Catcher

Ht: 6-1

Bats: Right

Wt: 190

Throws: Right

Age: 30 (Turns 31 on March 14)

Born: 3-14-57 at Inglewood, California

**BECAME CARDINAL** — Contract purchased from Louisville (AAA) on August 10, 1986. Signed Louisville contract on July 24, 1986 as free-agent.

**M.L. SERVICE** — 4.114



**1987 SEASON:** A solid defensive catcher who filled in admirably when Tony Pena was sidelined with a broken thumb ... was in his first full year with the Cardinals after spending parts of four seasons with the Chicago Cubs ... made the first of his 50 starts of the season on April 11 at Pittsburgh and contributed a homer and triple in the Cardinals' 6-3 win ... Lake hit .340 in first two weeks following the injury to Pena and was 6-for-11 with runners in scoring position during that time ... was 2-for-4 with a two-out 10th inning GW-single in the Cardinals' 5-4 victory over Los Angeles on May 1 ... collected his 100th career hit on May 22 at Houston ... his one-out 2-run homer in Game #2 of July 7 doubleheader vs Los Angeles provided tying runs and sent the game into extra innings ... the Cardinals eventually won the contest 5-4 in the 10th at 3:01 a.m. ... was 3-for-4 with a double and 2 runs in the Cardinals' 12-6 victory on August 23 at Cincinnati ... threw out 16 of 42 (38%) base stealers ... committed just one error in 59 games behind the plate ... established career highs for games (74), at-bats (179), runs (19), hits (45), doubles (7), triples (2), RBI (19) and walks (10) ... was 4-for-14 (.286) as a pinch hitter ... batted .302 with runners in scoring position ... did not appear in the NLCS vs San Francisco, but made three appearances in the World Series, including a start in the seventh and deciding game ... went 1-for-3 with RBI single in Game #7 and made two putouts at the plate, including a bone-jarring collision with Twins' Garry Gaetti in the 5th that kept the score tied at 2-2.

**CAREER HIGHLIGHTS:** 1975 - Selected by Baltimore in third round of June free-agent draft and signed by Orioles' scouts Ray Poitevint and Willie Moore ... led Appalachian League catchers in assists (39). 1977 - Played in first full minor league season. 1978 - Helped lead Miami (A) to the Florida State League title. 1979 - Played first season in Milwaukee Brewers' organization leading Stockton (A) to California League divisional title ... was honorable mention on the league's All-Star squad. 1980 - For third straight year was on championship club as Holyoke (AA) won Eastern League crown. 1981 - Set a Pacific Coast League record with a 60 percent caught stealing mark (81 of 136). 1982 - Spent season on loan to Tucson (AAA) and finished third among P.C.L. catchers with 91 assists and 57 runners caught stealing. 1983 - After eight seasons in the minors, made his major league debut ... got first M.L. hit in his debut on 4/9 at CIN (a double) ... went 4-for-4 with 3 RBI on 4/26 vs SD and his first big league homer that day off John Montefusco ... had 7 hits in first 10 at-bats and was batting .410 (16-for-39) as late as 6/18 until an old injury in left ankle (bone chip) hindered him at the plate for remainder of season ... eventually underwent surgery on 9/15 ... tossed out 14 of the 33 base runners who attempted to steal on him. 1984 - Missed most of the season when he was stricken with hepatitis in early May and didn't return to the lineup until early August ... threw out 4 of the first 6 base runners attempting to steal and was 9-for-17 overall. 1985 - Appeared in a career-high 58 games and had a career-high 119 at-bats ... had a chance to play full-time during a two-week stretch in June when Jody Davis was sidelined ... Lake started 13 straight games from June 18 through July 1 ... homered off Houston's Joe Niekro on May 25 ... had one stretch where he threw out 8 of 13 base runners attempting to steal including St. Louis' Vince Coleman and New York's Mookie Wilson ... also threw out 4 in succession ... overall nailed 18 of 33 runners attempting to steal - a 54 percent ratio ... 1986 - Opened the season with Chicago (N) as backup catcher ... had appeared in only two games (1-for-4, 1 RBI) when outrighted to Iowa (AAA) on 4/24 ... appeared in 17 games at Iowa before 6/3 purchase by Cubs ... in first start after return to big leagues went 3-for-5 with two RBI vs STL on 6/8 ... was hitting .421 (8-for-19) when CHI outrighted him again to Iowa on 7/11 ... instead of reporting, declared himself a free-agent and signed with Louisville on 7/24 ... hit .286 in two week stay at AAA and was summoned to St. Louis on 8/10 when Mike Heath was traded to Detroit ... made Cardinal debut, 8/12 at MTL, with a RBI single in first at-bat ... went 2-for-3 with 3 RBI and hit his first home run as a Redbird off Bob Knepper, 9/6 at HOU ... after coming to St. Louis threw out 6 of 11 base stealers ... did not commit passed ball in 36 games behind the plate over the course of '86 season ... between stays at Iowa and Louisville led American Association catchers throwing out 18 of 29 base stealers (62%).

**MISC:** Graduated from Lennox High School in Lennox, CA in 1975 ... was named to the All-California high school teams in baseball and football in his senior year ... was offered major college scholarships for football ... Steve is married to the former Patti Novack and the couple have three children: Ryan, Brendon and daughter, Jordan ... hobbies include all sports and refurbishing automobiles ... has caught four no-hitters, including a perfect game, in his pro career.

### LAKE — COMPLETE RECORD

Year	Club	AVG.	G	AB	R	H	2B	3B	HR	RBI	BB	SO	SB
1975	Bluefield	.278	49	162	17	45	12	0	3	24	12	21	3
1976	Miami	1.000	1	1	0	1	0	0	0	1	0	0	0
1977	Miami	.237	79	232	25	55	10	1	2	24	5	36	2
1978	Miami	.256	69	223	19	52	10	0	2	26	9	30	2
1979	Stockton	.284	94	328	36	93	12	3	6	40	10	39	2
1980	Holyoke	.258	102	325	26	84	9	2	2	44	13	27	3
1981	Vancouver	.230	109	348	27	80	14	1	2	38	5	41	2
1982	Tucson	.265	112	378	42	100	15	4	3	43	17	28	5
1983	Chicago (NL)	.259	38	85	9	22	4	1	1	7	2	6	0
1984	Midland**	.160	9	25	2	4	0	0	0	1	0	5	0
	Chicago (NL)	.222	25	54	4	12	4	0	2	7	0	7	0
1985	Chicago (NL)	.151	58	119	5	18	2	0	1	11	3	21	1
1986	Chicago (NL)	.421	10	19	4	8	1	0	0	4	1	2	0
	Iowa	.204	17	49	3	10	4	0	0	2	0	13	0
	Louisville	.286	16	49	2	14	2	0	0	11	2	7	0
	St. Louis	.245	26	49	4	12	1	0	2	10	2	5	0
1987	St. Louis	.251	74	179	19	45	7	2	2	19	10	18	0
<b>MAJOR TOTALS</b>		<b>.232</b>	<b>231</b>	<b>505</b>	<b>45</b>	<b>117</b>	<b>19</b>	<b>3</b>	<b>8</b>	<b>58</b>	<b>18</b>	<b>59</b>	<b>1</b>

\*\*Medical Rehabilitation

GW-RBI — 1983-1; 1984-0; 1985-1; 1986-1; 1987-1. Total: 4.

### LAKE — DETAILED HITTING STATISTICS

	AVG.	G	AB	H	HR	RBI
Totals	.251	74	179	45	2	19
Before ASG	.280	52	132	37	2	16
After ASG	.170	22	47	8	0	3
Night	.261	48	111	29	1	12
Day	.235	26	68	16	1	7
Grass	.216	21	51	11	0	4
Turf	.266	53	128	34	2	15
Home	.253	36	87	22	1	10
Road	.250	38	92	23	1	9
April	.319	14	47	15	1	7
May	.276	22	58	16	0	5
June	.077	9	13	1	0	1
July	.292	11	24	7	1	3
August	.200	10	20	4	0	3
Sept.-Oct.	.118	8	17	2	0	0
vs. East	.234	34	77	18	1	10
Chi	.250	5	12	3	0	2
Mtl	.133	6	15	2	0	1
NY	.318	10	22	7	0	4
Pha	.143	6	14	2	0	2
Pitt	.286	7	14	4	1	1
StL	—	—	—	—	—	—
vs. West	.265	40	102	27	1	9
Atl	.333	5	12	4	0	0
Cin	.267	6	15	4	0	1
Hou	.176	8	17	3	0	1
LA	.364	8	22	8	1	5
SD	.227	6	22	5	0	2
SF	.214	7	14	3	0	0

#### 1987 HIGHS:

Most Hits: 3, 8/23 at Chi.

Most RBI: 2, 5 times.

Longest Hit Streak: 6 games, twice.

Longest Hitless Streak: 6 games, twice.

#### CAREER HIGHS:

Most Hits: 4, 4/26/83 vs SD.

Most RBI: 3 (last time, 9/6/86 at Pit.).

Longest Hit Streak: 6 games,

4/14-22/87 & 4/29-5/7/87.

	AVG.	CAREER AB	CAREER H	CAREER HR	CAREER RBI
vs. East	.206	282	58	3	28
Chi	.250	16	4	0	3
Mtl	.205	44	9	0	3
NY	.224	67	15	1	5
Pha	.120	50	6	0	4
Pitt	.178	62	11	2	7
StL	.302	43	13	0	6
vs. West	.255	231	59	5	30
Atl	.231	39	9	0	3
Cin	.224	49	11	0	6
Hou	.255	47	12	2	6
LA	.276	29	8	1	5
SD	.308	39	12	1	7
SF	.250	28	7	1	3

## LAKE — LEAGUE CHAMPIONSHIP SERIES RECORD

Year	Club / Opp.	AVG.	G	AB	R	H	2B	3B	HR	RBI	BB	SO	SB
1984	CHI (NL) vs SD	1.000	1	1	0	1	1	0	0	0	0	0	0
1987	STL vs SF												

## LAKE — WORLD SERIES RECORD

Year	Club / Opp.	AVG.	G	AB	R	H	2B	3B	HR	RBI	BB	SO	SB
1987	St.L. vs Minn.	.333	3	3	0	1	0	0	0	1	0	0	0

## LAKE — CAREER TRANSACTIONS

- Selected by Baltimore Orioles' organization in 3rd round of free-agent draft, June 4, 1975.
- On disabled list, April 17 to May 16, 1978.
- Sold to Milwaukee Brewers' organization, December 21, 1978.
- On disabled list, June 20 to July 6, 1979.
- Loaned to Chicago Cubs for a player to be named later, April 1, 1983; Milwaukee Brewers' organization acquired pitcher Rich Buonantony to complete deal, October 24, 1983.
- On disabled list, May 14 to August 3, 1984; included rehabilitation disability assignment to Midland, July 23 to August 3, 1984.
- Signed free-agent contract with Louisville (AAA), July 24, 1986.

## LAKE — CAREER FIELDING

Year	G	PO	A	E	TC	DP	PB	PCT	CS	ATT	PCT
1983	32	115	22	0	137	3	2	1.000	14	33	42%
1984	24	72	13	4	89	0	0	.995	5	12	42%
1985	55	182	25	1	208	1	3	.995	8	13	62%
1986	36	105	9	2	116	3	0	.983	6	11	55%
1987	59	253	21	1	275	2	1	.996	16	42	38%
TOTALS	206	727	90	8	825	9	6	.990	48	111	44%

# TOM LAWLESS

# (12)

## THOMAS JAMES LAWLESS

### Infielder

Ht: 5-11

Bats: Right

Wt: 165

Throws: Right

Age: 31

Born: 12-19-56 at Erie, Pennsylvania

**BECAME CARDINAL** — Contract purchased from Louisville May 17, 1985. (Acquired by Louisville from Montreal organization in trade for pitcher Mickey Mahler, March 25, 1985.)

**M.L. SERVICE** — 4.001



**1987 SEASON:** Versatile utility man who gave manager Whitey Herzog flexibility with his roster ... worked in spring training to become Cardinals third string catcher ... Tom appeared at second, third and in the outfield ... was 0-for-15 on the season before he collected his first hit with a single on August 12 at Pittsburgh ... his two hits were the fewest by a Cardinal with 20-plus at-bats (excluding pitchers) since Jim Aducci went 1-for-20 (.055) in 1983 ... made his first major league start in right field on April 24 at New York ... scored game-winning run after stealing second as a pinch-runner in Cards' 5-4, 10 inning victory over Los Angeles in Game #2 of July 7 doubleheader ... scored game-winning run in Cardinals victory over New York on April 18 ... was 2-for-2 in stolen base attempts ... appeared in 6 post-season games, filling in for the injured Terry Pendleton ... was 1-for-2 in Game #3 of NLCS after drawing starting assignment at third base following Pendleton's ankle injury ... was Cardinals third baseman vs lefthanders during the World Series and provided one of the most memorable moments of the Series when he belted a three-run homer off Frank Viola in the 4th inning of Game #4 which proved to be GWRBI ... the homer was just the second of Lawless' big league career ... the only other coming on April 24, 1984 at Atlanta (off current teammate Ken Dayley) ... batted .188 (3-for-16) during the post-season.

**CAREER HIGHLIGHTS:** 1978 - Drafted by Cincinnati in 17th round of June free-agent draft and signed by Reds' scout Elmer Gray ... led Pioneer League shortstops with 116 putouts ... tied for league lead with 7 triples. 1979 - Led Florida State League in sacrifice

hits (13) and stolen bases (60) ... topped league second basemen in putouts (296) and fielding pct. (.975) ... named MVP of Reds' farm system. **1980** - For third straight year topped his league in putouts, this time it was Eastern League second baseman with 316. **1981** - Led the Eastern League with 60 stolen bases ... named Reds' organization MVP for second time. **1982** - Started season at AAA ... batted .325 from 5/1 until called up by CIN at All-Star break, 7/15 ... leading American Association with 35 SB's at that time ... made M.L. debut 7/17 at STL going 0-for-4 ... recorded first hit 7/18 at STL off Dave LaPoint ... was successful on 16 of 21 steal attempts. **1983** - Led American Association with 46 stolen bases ... scored 93 runs in just 115 games. **1984** - Opened the season with the Reds as a backup infielder ... outrighted on 7/11, he appeared in 31 games at second and third ... traded to MTL on 8/16 and sent to Expos Triple A Indianapolis team ... had .319 average in 19 games at Indianapolis ... acquired by MTL in Sept., he played in 11 games at second base. **1985** - Started the season at Louisville, but was called up to St. Louis on 5/17 (when Lonnie Smith was traded to Kansas City) ... filled the role of backup at second and third base ... made 4 starts at second and 7 at third ... thrust into action when Tom Herr aggravated his left hamstring in Lawless' fourth game with the Redbirds, the diminutive second sacker made two starts for Herr on 5/21 and 22 ... entered the game in the 5th inning on 6/14 at CHI, when Terry Pendleton was injured, and later that day doubled in two runs that proved to be the tying and winning runs ... made 7 starts at third while Pendleton was on the D.L., highlighted by 2-for-4 game with 3 RBI including GW-RBI vs PHI on 6/18 ... saw limited action in the second half of the season ... made start on final day of season (10/6 vs CHI), and went 2-for-4 with a double and a run scored ... made one appearance in post-season play, pinch-running in the eighth inning of Game 6 of the World Series. **1986** - Was a versatile reserve for Cardinals making 17 pinch-hit, 15 pinch-run, 12 at third, 7 at second and 1 outfield appearances ... included in that were five starting assignments, 3 at third, 1 at second and 1 in the outfield ... the outfield start, in leftfield, came on 8/15 at NY and was the first time Lawless had played the outfield in the majors ... he handled two chances flawlessly in the outfield and was 2-for-2 with two stolen bases offensively ... overall in five starts was 7-for-13; .538 at the plate ... included in that figure was three starts against Steve Carlton in which Tom was 4-for-7; .571 ... was 8-for-9 (89%) in steal attempts with three stolen bases coming in a pinch-running role ... had a career high .282 average.

**MISC:** Attended Strong Vincent High School in Erie, PA ... a graduate of Behrend College of Penn State University, with a degree in political science ... married the former Cheryl Reisz on 3/8/80 ... the couple has two daughters, Jessica (10/3/82) and Samantha (11/1/86) ... enjoys golf and racquetball ... in 1984 played with Ponce in Puerto Rican Winter League.

### LAWLESS — COMPLETE RECORD

Year	Club	AVG.	G	AB	R	H	2B	3B	HR	RBI	BB	SO	SB
1978	Billings	.276	63	254	64	70	5	*7	5	35	45	50	16
1979	Tampa	.269	131	469	66	126	9	5	1	39	70	92	*60
1980	Waterbury	.275	130	498	83	137	20	7	2	29	41	82	63
1981	Waterbury	.291	136	522	77	152	20	10	8	50	67	69	*60
1982	Indianapolis	.308	86	351	76	108	18	6	2	28	39	48	35
	Cincinnati	.212	49	165	19	35	6	0	0	4	9	30	16
1983	Indianapolis	.279	115	423	93	118	23	3	13	35	47	77	*46
1984	Wichita/Ind.	.272	50	173	36	47	5	5	4	23	11	35	13
	Cin./Mtl.	.237	54	97	11	23	3	0	1	2	8	16	7
1985	Louisville	.290	31	124	16	36	9	1	1	12	8	15	9
	St. Louis	.207	47	58	8	12	3	1	0	8	5	4	2
1986	St. Louis	.282	46	39	5	11	1	0	0	3	2	8	8
1987	St. Louis	.080	19	25	5	2	1	0	0	0	3	5	2
MAJOR TOTALS		.216	215	384	48	83	14	1	1	17	27	63	35

\*Led League

GW-RBI — 1982-0; 1984-0; 1985-2; 1986-0; 1987-0. Total: 2.

### LAWLESS — LEAGUE CHAMPIONSHIP SERIES RECORD

Year	Club / Opp.	AVG.	G	AB	R	H	2B	3B	HR	RBI	BB	SO	SB
1985	St.L. vs L.A.												
1987	St.L. vs S.F.	.333	3	6	0	2	0	0	0	0	1	1	0

### LAWLESS — WORLD SERIES RECORD

Year	Club / Opp.	AVG.	G	AB	R	H	2B	3B	HR	RBI	BB	SO	SB
1985	St.L. vs K.C.	—	1	0	0	0	0	0	0	0	0	0	0
1987	St.L. vs Minn.	.100	3	10	1	1	0	0	1	3	0	4	0
W.S. TOTALS		.100	4	10	1	1	0	0	1	3	0	4	0

## LAWLESS — CAREER TRANSACTIONS

- Selected by Cincinnati Reds' organization in 17th round of free-agent draft, June 6, 1978.
- Traded to Montreal Expos' organization for first baseman/outfielder Pete Rose, August 16, 1984.
- Traded to St. Louis Cardinals' organization for pitcher Mickey Mahler, March 25, 1985.
- On disabled list, August 21 to September 5, 1987.

## LAWLESS — CAREER FIELDING

Position	G	PO	A	E	TC	DP	PCT.
Second Base	104	149	223	5	377	47	.987
Third Base	34	21	39	4	64	4	.938
Outfield	2	2	0	0	2	0	1.000

## LAWLESS — CAREER PINCH-HITTING

AB	H	HR	RBI	AVG.
32	5	0	1	.156

## LAWLESS — DETAILED HITTING STATISTICS

	AVG.	G	AB	H	HR	RBI
Totals	.080	19	25	2	0	0
Before ASG	.000	8	8	0	0	0
After ASG	.118	11	17	2	0	0
Night	.056	15	18	1	0	0
Day	.143	4	7	1	0	0
Grass	.000	2	4	0	0	0
Turf	.095	17	21	2	0	0
Home	.077	10	13	1	0	0
Road	.083	9	12	1	0	0
April	.000	4	4	0	0	0
May	.000	1	1	0	0	0
June	.000	1	1	0	0	0
July	.000	3	3	0	0	0
August	.167	5	6	1	0	0
Sept.-Oct.	.100	5	10	1	0	0
vs. East	.095	15	21	2	0	0
Chi	—	—	—	—	—	—
Mil	.000	2	2	0	0	0
NY	.071	8	14	1	0	0
Pha	.000	4	4	0	0	0
Pitt	1.000	1	1	1	0	0
StL	—	—	—	—	—	—
vs. West	.000	4	4	0	0	0
Atl	.000	1	1	0	0	0
Cin	.000	1	1	0	0	0
Hou	—	—	—	—	—	—
LA	.000	1	1	0	0	0
SD	.000	1	1	0	0	0
SF	—	—	—	—	—	—

**1987 HIGHS:**  
**Most Hits:** 1, twice.  
**Longest Hit Streak:** None.  
**Longest Hitless Streak:** 10 games, 4/24-8/9.

**CAREER HIGHS:**  
**Most Hits:** 3, 4 times (last time 7/6/86 at SF).  
**Most RBI:** 3, 6/18/85 vs Phi.  
**Most SB:** 2, 5 times (last time 8/15/86 at NY).  
**Longest Hit Streak:** 6 games, 1982.  
**Last HR:** 4/25/84 at Atl.

	AVG.	AB	H	HR	RBI
<b>CAREER</b>					
vs. East	.205	219	45	0	12
Chi	.216	37	8	0	3
Mil	.250	20	5	0	0
NY	.270	48	13	0	1
Pha	.125	64	8	0	7
Pitt	.333	18	6	0	0
StL	.156	32	5	0	1
vs. West	.255	165	42	1	5
Atl	.250	20	5	1	2
Cin	.000	6	0	0	0
Hou	.238	42	10	0	1
LA	.229	35	8	0	1
SD	.105	38	4	0	0
SF	.458	24	11	0	1

# JIM LINDEMAN

(15)

## JAMES WILLIAM LINDEMAN

### Outfielder

Ht: 6-1  
Wt: 200

Bats: Right  
Throws: Right

Age: 26

Born: 1-10-62 at Evanston, Illinois

**BECAME CARDINAL** — Selected 1st round (24th player overall) by the Cardinals in June, 1983 free-agent draft.

**M.L. SERVICE** — 1.034



**1987 SEASON:** Rookie outfielder shined in spring training, batting .351 with 6 HR's and 19 RBI, but nagging injuries took their toll and he never was able to get back on track until the post-season ... belted two homers on April 11 at Pittsburgh off Bob Kipper as the Cards totaled four round-trippers on the day ... his two-homer game was the first by a Cardinal since Willie McGee belted two in July of 1986 ... hit his third homer of the season on April 13 giving him three home runs in the first six games of the season ... 10 of his first 13 hits went for extra bases and 21 of his 43 hits on the season were extra base clouts ... batted .283 with 11 RBI in his first 14 games ... was placed on the disabled list with back spasms on May 15 ... was activated on May 29 but had recurring back spasms and was placed on the D.L. for the second time on June 5 ... hit his fourth homer of the season on August 2 vs Pittsburgh ... 5 of his 8 home runs came against the Pirates (four at Pittsburgh) ... was 2-for-3, with two RBI and his 5th homer on August 3 at Montreal ... made 45 starts in right field and 12 at first base ... 6 of his 8 homers were solo shots ... tied Vince Coleman for club lead in doubleplays (3) among outfielders ... his 4 outfield assists tied Jose Oquendo for third on club ... equalled Coleman and Tom Herr for team lead with three HBP ... shared first base chores with Dan Driessen during the post-season ... had a hit in 3 of his 4 starts during the NLCS and his two-run homer during the 6th inning of Game #3 started Cardinal comeback ... batted .321 (9-for-28) during the post-season and was 2nd on the club with 5 post-season RBI ... underwent back surgery in November to remove a ruptured disc which bothered him throughout most of the '87 campaign.

**CAREER HIGHLIGHTS: 1983** - Drafted by St. Louis in first round of June draft and signed by Cardinals' scout Jim Belz ... hit .276 in rookie pro season in the Florida State League. **1984** - Opened season at Springfield (A) ... in 94 games had career high 18 home runs and 66 RBI ... named to play in Midwest League All-Star Game ... promoted to AA for two months of season. **1985** - Spent first full season at Arkansas (AA) ... showed power potential the Cardinals are looking for with 46 extra base hits (30 doubles, 6 triples and 10 home runs) ... had .442 slug. pct. ... hit grand slam homer 7/16 vs Midland ... led Arkansas in hits, doubles, triples and RBI ... played for Cardinals' entry in the Florida Instructional League appearing in 33 games with a .252 avg., 1 HR and 8 RBI. **1986** - Showed power potential at Louisville ... was third in American Association in games (139), fifth in AB (509), tied for second in total bases (236), second in doubles (38), third in HR (20) and led league in RBI (96) ... after starting season off slow as third baseman, got on-track when switched to first base on 6/25, replacing Alan Knicely who had been called up to St. Louis to fill in for injured Jack Clark ... homered on three successive days 7/2,3,4 ... had big doubleheader on 7/28 at Oklahoma City going 4-for-5 with 5 runs, a double, 3 homers and 8 RBI in two games ... hit in 7 straight from 8/7-12 (11-for-27; .407) with 4 2B, 2 3B, and 9 RBI ... first homer of season was a game winning ninth inning grand slam on 5/5 that gave Louisville come-from-behind 5-2 win over Indianapolis ... on 9/2 following AAA season was promoted to St. Louis ... made big league debut on 9/3 at ATL going 1-for-3 with sacrifice fly in first plate appearance and sixth inning single off Zane Smith ... in next game, 9/5 at HOU, went 2-for-3 and hit first M.L. homer off Astros' Jim Deshaies ... in 19 game trial with St. Louis played extensively at first base, but also played one game each at third base and in the outfield.

**MISC:** Graduated from Maine West High School, Des Plaines, IL in 1980 ... played baseball (All-State) and basketball in high school ... attended Bradley University, 1980-83, majoring in physical education ... was Bradley's MVP and captain in Junior year ... physical make-up is quite similar to great Cardinal third baseman Ken Boyer ... played amateur baseball in the American Legion program ... married former Deborah Molinaro (9/2/83) ... the couple have one daughter, Stephanie (1/4/88) ... enjoys golf and saltwater fishing.

### LINDEMAN — LEAGUE CHAMPIONSHIP SERIES RECORD

Year	Club/Opp.	AVG.	G	AB	R	H	2B	3B	HR	RBI	BB	SO	SB
1987	St.L. vs S.F.	.308	5	13	1	4	0	0	1	3	0	3	0

## LINDEMAN — COMPLETE RECORD

Year	Club	AVG.	G	AB	R	H	2B	3B	HR	RBI	BB	SO	SB
1983	St. Petersburg	.276	70	232	45	64	13	1	8	37	27	51	9
1984	Springfield	.271	94	354	69	96	15	2	18	66	47	81	6
	Arkansas	.190	40	137	14	26	4	3	0	13	10	34	3
1985	Arkansas	.282	128	450	54	127	30	6	10	63	41	82	11
1986	Louisville	.251	139	509	82	128	38	5	20	*96	39	95	9
	St. Louis	.255	19	55	7	14	1	0	1	6	2	10	1
1987	St. Louis	.208	75	207	20	43	13	0	8	28	11	56	3
	Louisville**	.308	20	78	11	24	3	1	4	10	8	15	0
MAJOR TOTALS		.218	94	262	27	57	14	0	9	34	13	66	4

\*Led League.

\*\*Injury Rehabilitation.

GW-RBI — 1986-0; 1987-4. Total-4.

## LINDEMAN — WORLD SERIES RECORD

Year	Club / Opp.	AVG.	G	AB	R	H	2B	3B	HR	RBI	BB	SO	SB
1987	St.L. vs Minn.	.333	6	15	3	5	1	0	0	2	0	3	0

## LINDEMAN — CAREER TRANSACTIONS

- Selected by Cardinals' organization in 1st round (24th player selected) of free-agent draft, June 6, 1983.
- On disabled list, May 15 to May 29, 1987.
- On disabled list, June 5 to July 4; included rehabilitation disability assignment to Louisville, June 17 to July 4.

## LINDEMAN — CAREER FIELDING

Position	G	PO	A	E	TC	DP	PCT.
Outfield	50	78	4	2	84	3	.976
First Base	37	236	20	2	258	18	.992

## LINDEMAN — DETAILED HITTING STATISTICS

	AVG.	G	AB	H	HR	RBI
Totals	.208	75	207	43	8	28
Before ASG	.191	32	89	17	3	15
After ASG	.220	43	118	26	5	13
Night	.210	49	143	30	4	16
Day	.203	26	64	13	4	12
Grass	.200	17	35	7	0	2
Turf	.209	58	172	36	8	26
Home	.176	38	112	22	2	15
Road	.221	37	95	21	6	13
April	.241	16	54	13	3	11
May	.111	8	18	2	0	3
June	.000	2	2	0	0	0
July	.211	15	38	8	0	1
August	.246	23	69	17	4	12
Sept.-Oct.	.115	11	26	3	1	1

### 1987 HIGHS:

Most Hits: 2, 10 times.  
 Most RBI: 3, 8/10 at Pit.  
 Longest Hit Streak: 3 games, 4 times.  
 Longest Hitless Streak: 8 games, 4/29-5/29.  
 Most HR: 2, 4/11 at Pit.

### CAREER HIGHS:

Most Hits: 2, 13 times.  
 Longest Hit Streak: 3 games, 6 times.  
 Most RBI: 3, 8/10/87 at Pit.  
 Most HR: 2, 4/11/87 at Pit.

	AVG.	AB	H	HR	RBI						
vs. East	.242	42	132	32	7	23	.236	178	42	7	27
Chi	.286	7	14	4	0	4	.269	26	7	0	5
Mtl	.222	5	18	4	1	5	.200	30	6	1	5
NY	.296	9	27	8	1	3	.258	31	8	1	3
Pha	.205	11	39	8	0	4	.234	47	11	0	6
Pitt	.235	10	34	8	5	7	.227	44	10	5	8
vs. West	.147	33	75	11	1	5	.179	84	15	2	7
Atl	.200	3	5	1	0	0	.250	8	2	0	1
Cin	.111	4	9	1	1	1	.111	9	1	1	1
Hou	.286	7	14	4	0	2	.350	20	7	1	3
LA	.143	7	21	3	0	1	.143	21	3	0	1
SD	.067	6	15	1	0	0	.067	15	1	0	0
SF	.091	6	11	1	0	1	.091	11	1	0	1

# JOE MAGRANE

(41)

## JOSEPH DAVID MAGRANE

### Pitcher

Ht: 6-6  
Wt: 230

Bats: Right  
Throws: Left

Age: 23 (Turns 24 on July 2)  
Born: 7-2-64 at Des Moines, Iowa

**BECAME CARDINAL** — Selected by St. Louis in 1st round (18th player overall) of the June, 1985, free-agent draft.

**M.L. SERVICE** — 0.164



**1987 SEASON:** Rookie lefthander got off to a great start after joining the club on April 24 ... was a non-roster invitee to Cardinals spring training camp, but was returned to Louisville (AAA) at the beginning of the season when club headed north ... Joe pitched a 6-hit shutout at Omaha on April 19 and didn't allow an earned run in his last 18 IP at Louisville ... was 1-0 with a 1.93 ERA in three starts at Louisville ... was promoted from Louisville on April 24 following the injury to John Tudor ... made his first M.L. start on April 25 at New York and defeated the Mets, 3-2 ... the win was Magrane's first and the 1,000th for Cardinal manager Whitey Herzog ... Magrane notched his first major league shutout with a 4-hit victory at San Diego on May 6 in his third big league start ... it was the first shutout by a Cards pitcher since John Tudor blanked the Phillies on Sept. 26, 1985 ... the shutout was also the first by a Redbird rookie hurler since Kurt Kephshire defeated the Expos 5-0 on Sept. 26, 1984 ... picked up his third win of the season on May 13 at San Francisco, but suffered a sprained left ankle in the ninth inning and was forced to miss a scheduled start on May 17 ... was placed on the 15-day disabled list May 30 with a sore left elbow ... after returning from D.L. on June 18, Joe improved his record to 5-0 with a victory on June 21 vs Montreal ... Joe improved his record to 8-7 with a 5-3 win over Chicago on 9/19 ... in that contest Magrane hit his first big league homer and became the first Cardinal rookie pitcher since Don Durham (8/18/72) to hit a round-tripper ... 6 of Joe's 9 victories stopped Cardinal losing streaks ... Magrane averaged 5.3 strikeouts and 3.2 walks per nine innings ... had best HR to IP ratio on the Cardinals staff (1:20) ... tied with Kevin Gross of Philadelphia for N.L.-high 10 hit batsmen ... opponents batted .245 (157-for-640) against Magrane ... registered second shutout of season in first game of 9/29 doubleheader vs MTL ... his two shutouts were the most by Cards rookie pitcher since Kurt Kephshire had two in 1984 ... finished ninth among National League pitchers with his 3.54 ERA and second among N.L. Rookies ... the 3.54 ERA was lowest among Cardinal rookie starters since Rick Horton posted a 3.44 ERA (18 starts) in 1984 ... Magrane finished third in the voting for N.L. Rookie of the Year honors behind Benito Santiago, SD and Mike Dunne, PITT ... was named to Baseball Digest's All-Rookie Team ... made his first post-season appearance in Game #3 of the NLCS and had no decision ... was Redbirds starter in Games #1 and #7 ... gave manager Whitey Herzog 4.1 innings in Game #7 before exiting in the fifth ... Magrane was just the sixth rookie in World Series history to start a seventh and deciding game and the first since Mel Stottlemyre in 1964 (New York vs St. Louis) ... was 0-1 in three post-season games.

**CAREER HIGHLIGHTS:** 1985 - Selected by St. Louis in 1st round of June free-agent draft and signed by Cardinals' scouts Marty Keough and Thornton Lee ... pitched two shutouts in first five professional starts ... tied for Appalachian League lead in shutouts ... was quickly promoted to St. Petersburg (A) ... averaged 7.0 IP in five starts. 1986 - In second pro season opened year at Double A ... hurled three-hit, 8-0 shutout on 5/9 vs El Paso to raise record to 5-0 ... pitched two other three-hitters for Arkansas on 5/31 vs Shreveport and 6/11 vs Tulsa ... limited Double A batters to 66-for-315; .210 average and struck out 6.67 per 9 IP ... promoted to Louisville on 6/18 ... pitched three-hit, 1-0 shutout on 7/2 vs Nashville ... for that effort was honored as American Association Pitcher of the Week, 6/30-7/6 ... notched second AAA three-hitter and fifth of season on 7/22 vs Omaha ... in final start of season hurled 5-hit shutout in 3-0 win over Buffalo, which gave Magrane wins in each of last four starts ... completed 8 of 15 starts at Louisville ... tied for league lead in CG (8) ... would have led American Assoc. in ERA (2.06), but fell 2/3 inning shy of minimum IP required.

**MISC:** Graduated from Rowan High School in Morehead, KY in 1982 ... started pitching high school baseball while in seventh grade and ended up lettering six years ... was All-State in both basketball and football ... majored in Communications at University of Arizona ... lettered in baseball (All-American, All PAC-10) ... in 1984 hurled collegiate no-hitter against eventual NCAA champs, Cal-State Fullerton ... played amateur baseball in Little League, Babe Ruth and American Legion programs ... played in 1985 Florida Winter Instructional League ... appeared in seven games with 3-0 record and 1.59 ERA ... boyhood hero was Steve Carlton ... has his own morning show on local radio station ... eccentric left-hander is media favorite with his crazy quotes.

## MAGRANE — COMPLETE RECORD

Year	Club	W-L	ERA	G	GS	CG	SHO	SV	IP	H	R	ER	BB	SO
1985	Johnson City	2-1	0.60	6	5	2	2	0	30	15	4	2	11	31
	St. Petersburg	3-1	1.04	5	5	1	1	0	34.2	21	8	4	14	17
1986	Arkansas	8-4	2.42	13	13	5	2	0	89.1	66	29	24	31	66
	Louisville	9-6	2.06	15	15	8	2	0	113.1	93	34	26	33	72
1987	Louisville	1-0	1.93	3	3	1	1	0	23.1	16	7	5	3	17
	St. Louis	9-7	3.54	27	26	4	2	0	170.1	157	75	67	60	101
MAJOR TOTALS		9-7	3.54	27	26	4	2	0	170.1	157	75	67	60	101

## MAGRANE — LEAGUE CHAMPIONSHIP SERIES RECORD

Year	Club/Opp.	W-L	ERA	G	GS	CG	SHO	SV	IP	H	R	ER	BB	SO
1987	St.L. vs S.F.	0-0	9.00	1	1	0	0	0	4	4	4	4	2	3

## MAGRANE — WORLD SERIES RECORD

Year	Club/Opp.	W-L	ERA	G	GS	CG	SHO	SV	IP	H	R	ER	BB	SO
1987	St.L. vs Minn.	0-1	8.59	2	2	0	0	0	7.1	9	7	7	5	5

## MAGRANE — CAREER TRANSACTIONS

- Selected by Cardinals' organization in 1st round (18th player overall) of free-agent draft, June, 1985.
- On disabled list, May 30 to June 18.

## MAGRANE — MAJOR LEAGUE HITTING TOTALS

	AVG.	AB	H	HR	RBI
1987	.135	52	7	1	3
CAREER	.135	52	7	1	3

## MAGRANE — DETAILED PITCHING STATISTICS

	W-L	ERA	G	CG	SV	IP	ER	H	BB	SO						
Totals	9-7	3.54	27	4	0	170.1	67	157	60	101						
Before ASG	5-2	3.34	11	2	0	72.2	27	65	22	46						
After ASG	4-5	3.69	16	2	0	97.2	40	92	38	55						
Night	4-7	3.79	20	2	0	121.0	51	111	44	73						
Day	5-0	2.92	7	2	0	49.1	16	46	16	28						
Grass	3-0	3.18	7	1	0	45.1	16	38	15	30						
Turf	6-7	3.67	20	3	0	125.0	51	119	45	71						
Home	5-2	2.81	13	2	0	86.1	27	81	30	50						
Road	4-5	4.29	14	2	0	84.0	40	76	30	51						
April	1-0	3.00	1	0	0	6.0	2	5	1	7						
May	3-0	2.30	6	2	0	43.0	11	34	13	24						
June	1-1	5.27	2	0	0	13.2	8	15	5	6						
July	0-1	4.06	5	0	0	31.0	14	30	15	22						
August	2-4	4.86	6	1	0	33.1	18	38	14	15						
Sept.-Oct.	2-1	2.93	7	1	0	43.0	14	35	12	27						
vs. East	5-4	4.52	14	2	0	79.2	40	78	31	43	5-4	0	14	79.2	4.52	40
Chi	1-0	2.84	1	0	0	6.1	2	5	3	4	1-0	0	1	6.1	2.84	2
Mtl	2-2	4.05	4	1	0	26.2	12	23	7	14	2-2	0	4	26.2	4.05	12
NY	1-0	5.79	4	0	0	18.2	12	19	10	17	1-0	0	4	18.2	5.79	12
Pha	0-1	7.00	2	0	0	9.0	7	9	5	5	0-1	0	2	9.0	7.00	7
Pitt	1-1	3.32	3	1	0	19.0	7	22	6	3	1-1	0	3	19.0	3.32	7
vs. West	4-3	2.68	13	2	0	90.2	27	79	29	58	4-3	0	13	90.2	2.68	27
Atl	1-0	3.97	2	0	0	11.1	5	17	3	5	1-0	0	2	11.1	3.97	5
Hou	1-2	2.67	4	1	0	27.0	8	19	11	19	1-2	0	4	27.0	2.67	8
LA	0-0	2.70	2	0	0	13.1	4	15	4	8	0-0	0	2	13.1	2.70	4
SD	1-0	1.50	3	1	0	24.0	4	15	8	15	1-0	0	3	24.0	1.50	4
SF	1-1	3.60	2	0	0	15.0	6	13	3	11	1-1	0	2	15.0	3.60	6

**1987 HIGHS:**  
**Most Strikeouts:** 7, twice (8/24 vs Hou., most recent).  
**Fewest Hits in CG:** 3, 9/29 vs Mtl.  
**Longest Win Streak:** 5 games, 4/25-6/21.  
**Longest Losing Streak:** 4 games, 8/7-24.

**CAREER HIGHS:**  
**Most Strikeouts:** 7, twice (8/24 vs Hou., most recent).  
**Fewest Hits in CG:** 3, 9/29 vs Mtl.  
**Longest Win Streak:** 5 games, 4/25-6/21.  
**Longest Losing Streak:** 4 games, 8/7-24.

**CAREER**  
W-L SV G IP ERA ER

# GREG MATHEWS

(53)

## GREGORY INMAN MATHEWS

### Pitcher

Ht: 6-2

Bats: Right

Wt: 180

Throws: Left

Age: 25 (Turns 26 on May 17)

Born: 5-17-62 at Harbor City, California

**BECAME CARDINAL** — Selected by St. Louis in 10th round of the June, 1984 free-agent draft.

**M.L. SERVICE** — 1.129



**1987 SEASON:** Second year starter got off to a slow start, but a short stint at Louisville (AAA) helped to straighten out his game ... Greg drew the start in the Cardinals home opener and earned his first win of the year on April 19 vs New York with a 4-2 win ... was 2-3 when he was optioned to Louisville ... Mathews was named Pitcher of the Week in the American Association, following his four-hit shutout vs Nashville in his first start at Louisville ... Greg was recalled on May 30 and went on to post a 9-7 mark in his 25 starts after the recall ... was one of the Cardinals most durable starters throughout the year ... worked into the 7th inning in 17 of his last 25 starts ... led the club in starts (32) and strikeouts (108) ... combined with Todd Worrell for a two-hit victory on June 5 at Chicago ... pitched a three-hit shutout on June 25 vs Philadelphia ... it was his first career shutout and second complete game of his career ... added his second complete game of the year on Sept. 12 at New York when he limited the Mets to just one run and went on to beat Dwight Gooden, 8-1 ... has won 10 plus games in his first two big league seasons and is the first Cardinal pitcher to do so since John Denny (1975-76) ... opposing batters were 184-for-740; .249 against Mathews ... Greg averaged 3.2 walks and 4.9 strikeouts per nine innings ... his 7 sacrifice bunts were third on the club ... tied Rick Horton for team high 31 assists among pitchers ... was Cards' starter in Game #1 of NLCS after Danny Cox was a late scratch (stiff neck) ... struck out 7 in 7.1 IP and allowed just 4 hits in earning a 5-3 victory ... his two-run single highlighted 3-run 6th inning ... only lasted 3 innings in his Game #5 start before being removed after suffering a strained right quadricep ... did not start again until Game #4 of the World Series and had to be removed in the 4th inning after experiencing more trouble with his quadricep ... was 1-0 with a 3.21 ERA in three post-season contests.

**CAREER HIGHLIGHTS:** **1984** - Selected by St. Louis in 10th round of June free-agent draft and signed by Cardinals' scout Steve Flores ... split season between Erie, Johnson City and Savannah ... at Johnson City had two complete games and a shutout in five starts ... overall struck out 51 batters in 73 innings. **1985** - Opened the season at St. Petersburg ... 4/27 shutout Tampa 1-0 on a one-hitter ... on 7/4 worked 8 innings, striking out 15 and defeating Ft. Lauderdale 5-1 ... with a 13-1 mark and a 1.11 ERA in the Florida State League was promoted to Louisville on 7/5 ... defeated Buffalo 4-1 on a one-hitter on 8/23 ... added a 6-4 record at Louisville, to give Greg a season mark of 19-5 between A and AAA ... chosen to F.S.L. West Division All-Star team ... led F.S.L. in winning pct. and was tied for second in shutouts ... opposing F.S.L. batters were 76-for-411; (.185). **1986** - Opened the season at Louisville ... experienced freak accident when middle finger on left hand popped out of joint while pitching, and would swell each time he pitched ... was on disabled list with hand injury, 4/25-5/12 ... returned to pitch 5-hit, 7-0 shutout vs Oklahoma City on 5/18 and 4-hit, 2-0 shutout at Omaha on 5/29 ... was promoted to St. Louis on 5/30 ... made major league debut on 6/3 at HOU ... picked up 3-1 win, pitching 8-2/3 innings allowing 7 hits and 1 run, and had pitched shutout for first 8 innings before running into ninth inning jam ... pitched 9 Innings of 5-hit shutout ball and combined with Todd Worrell for a 10-inning shutout in a Redbird 1-0 win at CHI on 6/13 ... pitched first M.L. complete game, allowing 5 hits and scored a 7-2 victory at PIT on 6/17 ... went 10 innings on 8/16 at NY in 3-1, 11 inning Cards win ... raised record to 10-4 with 7-1 win vs ATL on 8/26, became first St. Louis rookie hurler to win ten games since 1979 ... finished season on winning note with 4-1 win vs CHI on 9/28 ... 11 wins were most by St. Louis rookie pitcher since Reggie Cleveland won 12 in 1971 ... 11 wins were second high among N.L. rookie starters to Jim Deshaies 12 wins ... fielded a flawless 1.000 pct. 21 chances.

**MISC:** Graduated from Savannah High School, Anaheim, CA in 1980 ... played baseball for two years at Santa Ana Junior College ... attended Cal State Fullerton for two years, majoring in Business Administration ... while there lettered in baseball and was All-Southern Calif. selectee ... played amateur baseball in Little League, Babe Ruth and American Legion programs ... enjoys surfing, bicycling, back packing and board games (chess, backgammon and darts) ... married the former Melissa Chevez ... the couple has one son, Tyler James (2/8/85).

## MATHEWS — COMPLETE RECORD

Year	Club	W-L	ERA	G	GS	CG	SHO	SV	IP	H	R	ER	BB	SO
1984	Erie	0-1	9.00	3	3	0	0	0	15	16	15	15	8	9
	Johnson City	2-3	2.59	5	5	2	1	0	31.1	27	12	9	13	21
	Savannah	1-0	2.96	6	3	0	0	0	27.1	24	10	9	15	21
1985	St. Petersburg	13-1	1.11	16	16	8	4	0	122	76	17	15	47	96
	Louisville	6-4	2.74	10	10	2	0	0	62.1	46	27	19	24	41
1986	Louisville	3-3	2.58	7	7	2	2	0	45.1	44	19	13	14	20
	St. Louis	11-8	3.65	23	22	1	0	0	145.1	139	61	59	44	67
1987	Louisville	3-0	2.05	3	3	2	2	0	22	18	5	5	3	20
	St. Louis	11-11	3.73	32	32	2	1	0	197.2	184	87	82	71	108
<b>MAJOR TOTALS</b>		<b>22-19</b>	<b>3.70</b>	<b>55</b>	<b>54</b>	<b>3</b>	<b>1</b>	<b>0</b>	<b>343</b>	<b>323</b>	<b>148</b>	<b>141</b>	<b>115</b>	<b>175</b>

## MATHEWS — LEAGUE CHAMPIONSHIP SERIES RECORD

Year	Club/Opp.	W-L	ERA	G	GS	CG	SHO	SV	IP	H	R	ER	BB	SO
1987	St.L. vs S.F.	1-0	3.48	2	2	0	0	0	10.1	6	5	4	3	10

## MATHEWS — WORLD SERIES RECORD

Year	Club/Opp.	W-L	ERA	G	GS	CG	SHO	SV	IP	H	R	ER	BB	SO
1987	St.L. vs Minn.	0-0	2.45	1	1	0	0	0	3.2	2	1	1	2	3

## MATHEWS — CAREER TRANSACTIONS

- Selected by Minnesota Twins' organization in 9th round of free-agent draft, January 12, 1982.
- Selected by St. Louis Cardinals' organization in 10th round of free-agent draft, June 4, 1984.
- On Louisville disabled list, April 25 to May 12, 1986.

## MATHEWS — DETAILED PITCHING STATISTICS

	W-L	ERA	G	CG	SV	IP	ER	H	BB	SO						
Totals	11-11	3.73	32	2	0	197.2	82	184	71	108						
Before ASG	6-6	3.98	16	1	0	101.2	45	91	45	53						
After ASG	5-5	3.47	16	1	0	96.0	37	93	26	55						
Night	6-8	3.38	19	1	0	117.1	44	108	43	9						
Day	5-3	4.26	13	1	0	80.1	38	76	28	8						
Grass	4-3	2.86	9	1	0	63.0	20	50	21	27						
Turf	7-8	4.14	23	1	0	134.2	62	134	50	81						
Home	6-7	4.05	17	1	0	102.1	46	99	33	55						
Road	5-4	3.40	15	1	0	95.1	36	85	38	53						
April	2-2	5.47	5	0	0	24.2	15	27	18	14						
May	0-2	7.71	3	0	0	16.1	14	22	6	5						
June	3-2	2.17	6	1	0	45.2	11	31	17	24						
July	2-2	3.65	6	0	0	37.0	15	33	11	16						
August	2-0	4.74	6	0	0	38.0	20	43	10	27						
Sept.-Oct.	2-3	1.75	6	1	0	36.0	7	28	9	22						
											CAREER					
											W-L	SV	G	IP	ERA	ER
vs. East	7-7	3.50	19	2	0	113.0	44	100	48	63	14-12	0	32	201.0	3.54	79
Chi	1-0	1.23	1	0	0	7.1	1	2	4	6	3-1	0	4	28.2	2.20	7
Mil	1-1	7.00	4	0	0	18.0	14	18	7	9	2-2	0	6	30.0	6.00	20
NY	2-3	3.51	6	1	0	33.1	13	34	14	16	3-4	0	8	47.1	3.61	19
Pha	3-0	3.07	4	1	0	29.1	10	25	13	17	5-1	0	8	56.0	3.38	21
Pitt	0-3	2.16	4	0	0	25.0	6	21	10	15	1-4	0	6	39.0	2.77	12
vs. West	4-4	4.04	13	0	0	84.2	38	84	23	45	8-7	0	23	142.0	3.93	62
All	1-0	2.16	2	0	0	16.2	4	8	3	9	2-0	0	4	31.2	1.71	6
Cin	—	—	—	—	—	—	—	—	—	—	0-1	0	1	4.0	11.25	5
Hou	1-1	3.38	3	0	0	18.2	7	25	4	17	2-2	0	5	33.0	3.55	13
LA	0-0	3.75	2	0	0	12.0	5	12	3	4	0-1	0	3	15.2	6.32	11
SD	2-1	3.48	3	0	0	20.2	8	18	8	8	3-1	0	5	30.0	3.00	10
SF	0-2	7.56	3	0	0	16.2	14	21	5	7	1-2	0	5	27.2	5.53	17

**1987 HIGHS:**  
**Most Strikeouts:** 7, three times.  
**Fewest Hits in CG:** 3, 6/25 vs. Phi.  
**Longest Win Streak:** 2 games, three times.  
**Longest Losing Streak:** 2 games, three times.  
**CAREER HIGHS:**  
**Most Strikeouts:** 8, 6/22/86 at Phi. **Fewest Hits in CG:** 3, 6/25/87 vs Phi.  
**Longest Win Streak:** 3 games, twice, 6/13[1]-6/22/86 & 8/6-8/16/86.  
**Longest Losing Streak:** 4 games, 9/7-23/86.

## MATHEWS — MAJOR LEAGUE HITTING TOTALS

	AVG.	AB	H	HR	RBI
1987	.191	68	13	0	3
CAREER	.135	111	15	0	5

Last Hit: 9/29/87 (2) vs MTL (B.Smith)

# WILLIE McGEE

# (51)

## WILLIE DEAN McGEE

### Outfielder

Ht: 6-1                      Bats: Both  
Wt: 175                     Throws: Right

Age: 29  
Born: 11-2-58 at San Francisco, California

**BECAME CARDINAL** — October 21, 1981 from New York Yankees' organization in exchange for the contract of pitcher Bob Sykes.

**M.L. SERVICE** — 5.148



**1987 SEASON:** Rebounded from off-season knee surgery to provide the Cardinals with a productive fifth place hitter . . . did not start the beginning of the year due to knee, but made appearances in late innings before getting his first start on April 11 . . . had a bases-loaded triple that sparked Cards to an 8-4 win over Pittsburgh on April 13 . . . was 2-for-4 with 2-run homer in 4-2 win over New York on April 19 . . . after spending much of his career as #2 hitter, McGee adjusted well to pre-season move to the #5 slot . . . produced a career-high 105 RBI and reached the 100-RBI plateau for the first time in his career . . . Willie set Cardinal club record for RBI by a centerfielder surpassing old mark of 101 by Buster Adams in 1945 . . . drove in his 100th run with triple off the center field wall in 1st inning of Sept. 16 contest at Pittsburgh . . . finished among N.L. leaders in RBI (105), hits (177), and triples (11) . . . set a new career high with 11 home runs surpassing his old mark of 10 HR in 1985 . . . had a career high 59 extra base hits (37 2B, 11 3B, 11 HR) . . . belted his 7th career homer against San Francisco on May 12, the most homers against any N.L. team for McGee . . . was 3-for-4 with 4 RBI and HR #5 on June 7 at Chicago . . . was selected to the N.L. All-Star team for the third time in his career . . . his two-out, two-strike single kept alive Cards' 6-4 come-from-behind win over New York on Sept. 11 . . . made debut at shortstop on August 7 at Philadelphia in mop-up role (1-putout, 1-assist) . . . moved into fourth place on the Cardinals all-time steal list with 197 stolen bases . . . jammed his left thumb when he crashed into outfield wall on Sept. 30 and sat out the remaining four games of the season . . . led the N.L. with 24 GDP and only walked once every 25.83 at-bats . . . led the club with 269 total bases in '87 . . . his 858 hits rank 7th among major league leaders over the past five years and his .296 batting average is 10th among major leaguers over the past five seasons . . . led Cardinal outfielders in putouts (353) and total chances (369) and was second to Vince Coleman with 9 assists . . . his .981 fielding pct. equalled Curt Ford for tops among Redbird outfielders with 50 or more games played . . . was third in N.L. putouts among outfielders (E. Davis, 380; M. Thompson, 354) . . . had a fine post-season, batting .340 (18-for-53) with 6 RBI . . . made a spectacular running catch to rob Giants' Jose Uribe of an extra base hit in the 2nd inning of NLCS Game #6 . . . catch kept the Giants from scoring, and the Cards held on for 1-0 victory . . . had hits in 6 of the 7 World Series games and had four multi-hit games during the Series . . . was 6-for-11; .545 batting righthanded in W.S. games . . . was 6-for-15; .400 in Series games at the Metrodome . . . has appeared in three World Series in his six years with the Cardinals.

**CAREER HIGHLIGHTS:** 1977 - Chosen by New York (A) in round one of the secondary phase of January free agent draft and signed by Yankees' scout Wayne Morgan. 1978 - Spent season at Ft. Lauderdale where he stole his minor league high of 25 bases. 1979 - Opened season at AA, but was returned to A mid-way through season . . . his .318 average was third highest in F.S.L. 1980 - Was twice on the disabled list at AA. 1981 - Third in Southern League with .322 batting average . . . named to Howe News Bureau post-season All-Star team. 1982 - Called up from Louisville to replace injured David Green in May and surprised many by earning the starter's role in centerfield after only 13 career games at AAA . . . proceeded to storm the big leagues by hitting in the .300 area all season . . . his .296 final average was the highest mark posted by a rookie in the National League . . . overall performance had the upstart McGee under consideration for Rookie of the Year honors . . . finished third in the league's competition in the area and was named to the Topps Chewing Gum All-Rookie team . . . first major league home run was a grand slam against ATL on July 20 at Busch Stadium . . . notched an inside-the-park home run on 9/26 in MTL . . . made his presence known to the world in game #3 of the World Series when he connected for his first

hit of the Series, a three-run homer . . . he hit a second home run later in the game to set a W.S. record for home runs by a rookie in one game . . . he also made two spectacular leaping catches to rob the Brewers of home runs in the game . . . tied a World Series record for outfielders with 24 putouts in the Series . . . he also set a record for the highest fielding average in a 7-game series with most chances accepted . . . he handled 24 chances flawlessly . . . established L.C.S. record for triples, with 2 in 3 game 1982 playoffs. **1983** - Elected to play on the National League's All-Star Team and also earned a Gold Glove . . . led the Cardinals in hits and at-bats, was second in runs, triples, RBI, GW-RBI, and stolen bases, and was third in games played . . . 19 game batting streak (33-81; .407) was the longest by a Cardinal since Ted Simmons hit 19 straight in 1975 . . . at one point he was successful on 17 consecutive steals . . . picked up his second career inside-the-park home run on May 15, against MTL . . . started the season on the disabled list with a slight separation of his right shoulder after he ran into the wall chasing a fly ball at Al Lang Stadium during a March 28 inter-squad game . . . he was activated on April 18. **1984** - Led the club in 5 offensive categories: average, at-bats, runs, hits and triples . . . had a club high 50 multiple hit games, including a career high 5-hit game 9/5 vs PHI . . . hit for the cycle 6/23 at CHI, became the first National Leaguer to accomplish the feat since Mike Easler did it in 1980 while with the Pirates and the first Cardinal to do so since Lou Brock on 5/27/75 . . . in game also had a personal high 6 RBI . . . finished 9th in the league in stolen bases (43) and 4th in triples (11) . . . placed on the 15-day disabled list 7/17, retroactive to 7/12, with a torn right hamstring . . . returned showing no ill effects and batting over .300 the last 3 months of the season . . . 37 of 166 hits were infield hits (22%) . . . had multiple steal games 5 times. **1985** - In winning National League MVP had one of the finest seasons recorded in the past 15 years . . . league leader in batting average, hits and triples and among the top 7 in 6 offensive categories . . . accomplished all of this despite only starting 5 of St. Louis' first 16 games, due to hamstring injuries . . . drove in 5 runs with 3 hits, including 3-run homer, in 14-0 Redbird win 5/20 vs ATL . . . equalled career high of 3 steals two times, 5/21 vs ATL and 7/11 vs SD . . . hit in 11 straight games from 5/19-31 (18-for-47, .383) and matched that streak from 8/10-23 (25-for-44; .568) . . . dramatically tied game with ninth inning home run at NY on 9/12 . . . singled to start Cardinal rallies and scored tying runs in consecutive St. Louis come-from-behind 9th and 8th inning victories on 9/22 and 23 . . . played prominent role in Game #6 L.C.S. victory that sent St.L. to World Series . . . down 4-1 entering seventh inning, McGee singled in two runs and came around to score tying run . . . trailing 5-4 with one out in the ninth, singled, again stole second and scored on Jack Clark's three-run homer . . . then had the pleasure of settling under Pedro Guerrero's fly ball to center for third out in the bottom of the ninth that uncorked the champagne . . . went 7-for-19; .368 with at least one hit in each of first five W.S. games . . . followed season with a slew of past-season awards . . . named to The Sporting News and U.P.I. N.L. All-star teams . . . Sporting News N.L. Player of the Year . . . received 14 of 24 first place votes in winning B.B.W.A.A. National League M.V.P. . . . voted to first Silver Slugger Team and won his second Gold Glove . . . started 145 games in centerfield . . . had 56 multiple hit games and 15 multi-RBI . . . stole 56 of 72 attempts for 78% success rate . . . teamed with Vince Coleman to steal most bases ever by two teammates. Their 166 combined SBs topped each N.L. club's entire team with the exception of MTL and CHI . . . 5 hits and 2 triples in a game each tied game highs in the N.L. season . . . became only the second switch-hitter to win a N.L. batting title, joining Pete Rose . . . registered highest batting average ever by N.L. switch-hitter, eclipsing .348 mark set by Rose in '69 and Frisch in '23 . . . became first N.L. player to have more than 215 hits since Rose had 230 in 1973 . . . 33 points margin over Pedro Guerrero and Tim Lincecum for league batting championship was 9th widest margin in N.L. history . . . Sports Illustrated's and National League's Player of the Week, June 3-9 as he went 15-for-27; .556 . . . N.L. Player of the Month (August). **1986** - Suffered through an injury plagued season that saw him have three occurrences of a hamstring pull in his right leg and a season ending left knee injury that required off-season surgery . . . all told, missed 39 games due to injuries and had his skills limited in numerous others. . . had a hit in 11 of 12 games (18-for-53; .340) from 5/6-20 . . . included in that stretch was a four-hit performance on 5/8 vs SD . . . registered his 50th career triple, 6/7 vs CHI . . . went on offensive tear from 7/10-23, hitting in 10 of 11 (15-for-41; .366) . . . had his second career and first regular season two-home run game on 7/21 vs SF, homering off Steve Carlton in first and fourth inning . . . first inning shot went into upper deck in leftfield above Stadium Club . . . the two homer game was the first by a Redbird at Busch Stadium since 9/25/83 . . . on 7/23 vs SF had first hamstring injury, rounding second base while legging out a triple . . . did not play again until 8/1 and reinjured hamstring next day at PIT making a ninth inning shoestring catch . . . was placed on 15-day disabled list 8/3 and did not return to lineup until 8/27 . . . on 8/29 vs CIN stole his 175th career base moving him into fifth place on the Cardinals' all-time stolen base list . . . had third seige with hamstring injury on 9/7 vs HOU when he went from first to third on a single . . . was out of the regular lineup until 9/13 . . . had big day at plate 9/14 vs MTL, going 4-for-5 with a homer, three runs scored, two RBI and a stolen base . . . knocked out 100th career double on 9/27 vs CHI . . . on 10/4 at CHI suffered left knee injury that ended his season . . . in second inning of game aggravated early season knee injury by diving for bloop fly ball and then further strained knee with sixth inning slide into second base . . . underwent arthroscopic surgery on 10/13 to repair torn cartilage on the outside part of left knee . . . reached base by hit or walk in 97 of 124 (78%) games . . . all seven of his homers

came at Busch Stadium . . . tied for fifth in N.L. in triples (7) . . . led league's outfielders in fielding pct. (.991) and won third Gold Glove for fielding excellence.

**MISC:** Graduated from Ellis High School in Richmond, CA in 1976 . . . attended Diablo Valley Junior College and was a member of the baseball state J.C. championship team . . . is one of six children in his family . . . father is a Deacon in the Pentecostal Church . . . played amateur baseball in Little League, Babe Ruth and American Legion programs . . . one of game's hardest workers . . . when he first came up to big leagues, Whitey Herzog had him take balls off the bat during batting practice to get adjusted to M.L. lights . . . to this day still makes that a pre-game ritual . . . is married to the former Vivian Manyweather and the couple has two children.

### McGEE — COMPLETE RECORD

Year	Club	AVG.	G	AB	R	H	2B	3B	HR	RBI	BB	SO	SB
1977	Oneonta	.236	65	225	31	53	4	3	2	22	13	65	13
1978	Ft. Lauderdale	.251	124	423	62	106	6	6	0	37	50	78	25
1979	West Haven	.243	49	115	21	28	3	1	1	8	13	17	7
	Ft. Lauderdale	.318	47	176	25	56	8	3	1	18	17	34	16
1980	Nashville	.283	78	223	35	63	4	5	1	22	19	39	7
1981	Nashville	.322	100	388	77	125	20	5	7	63	24	46	24
1982	Louisville	.291	13	55	11	16	2	2	1	3	2	7	5
	St. Louis	.296	123	422	43	125	12	8	4	56	12	58	24
1983	St. Louis***	.286	147	601	75	172	22	8	5	75	26	98	39
	Arkansas**	.276	7	29	5	8	1	1	0	2	4	6	1
1984	St. Louis	.291	145	571	82	166	19	11	6	50	29	80	43
1985	St. Louis***	*.353	152	612	114	*216	26	*18	10	82	34	86	56
1986	St. Louis***	.256	124	497	65	127	22	7	7	48	37	82	19
1987	St. Louis	.285	153	620	76	177	37	11	11	105	24	90	16
MAJOR TOTALS		.296	844	3323	455	983	138	63	43	416	162	494	197

\*Led League.

\*\*Medical Rehabilitation.

\*\*\*Gold Glove Winner.

GW-RBI — 1982-7; 1983-9; 1984-7; 1985-17; 1986-3; 1987-8. Total: 51.

### McGEE — LEAGUE CHAMPIONSHIP SERIES RECORD

Year	Club / Opp.	AVG.	G	AB	R	H	2B	3B	HR	RBI	BB	SO	SB
1982	St.L. vs Atl.	.308	3	13	4	4	0	2	1	5	0	5	0
1985	St.L. vs L.A.	.269	6	26	6	7	1	0	0	3	3	6	2
1987	St.L. vs S.F.	.308	7	26	2	8	1	1	0	2	0	5	0
L.C.S. TOTALS		.292	16	65	12	19	2	3	1	10	3	16	2

### McGEE — WORLD SERIES RECORD

Year	Club / Opp.	AVG.	G	AB	R	H	2B	3B	HR	RBI	BB	SO	SB
1982	St.L. vs Mil.	.240	6	25	6	6	0	0	2	5	1	3	2
1985	St.L. vs K.C.	.259	7	27	2	7	2	0	1	2	1	3	1
1987	St.L. vs Minn.	.370	7	27	2	10	2	0	0	4	0	9	0
W.S. TOTALS		.291	20	79	10	23	4	0	3	11	2	15	3

### McGEE — SWITCH-HITTING RECORD

Year		AVG.	AB	H	2B	3B	HR	RBI	BB	SO
1982	LH	.305	305	93	11	5	2	38	6	30
	RH	.274	117	32	1	3	2	18	6	28
1983	LH	.287	442	127	18	5	3	51	22	53
	RH	.283	159	45	4	3	2	24	4	45
1984	LH	.296	412	122	15	7	1	31	22	51
	RH	.277	159	44	4	4	5	19	7	29
1985	LH	.356	402	143	14	11	3	48	24	35
	RH	.348	210	73	12	7	7	34	10	51
1986	LH	.258	298	77	15	4	2	28	22	42
	RH	.251	199	50	7	3	5	20	15	40
1987	LH	.284	412	117	21	6	5	64	16	55
	RH	.288	208	60	16	5	6	41	8	35
CAREER	LH	.299	2271	679	94	38	16	260	112	266
TOTALS	RH	.289	1052	304	44	25	27	156	50	278

## McGEE — ALL-STAR GAME RECORD

Year	Club	AVG.	AB	R	H	2B	3B	HR	RBI	BB	SO	SB
1983	National	.500	2	0	1	0	0	0	0	0	0	0
1985	National	.500	2	0	1	1	0	0	2	0	0	0
1987	National	.000	4	0	0	0	0	0	0	0	0	0
ALL-STAR TOTALS		.250	8	0	2	1	0	0	2	0	0	0

## McGEE — CAREER FIELDING

Year	G	PO	A	E	TC	DP	PCT.	
1982	117	245	3	11	259	0	.958	
1983	145	385	7	5	397	1	.987	
1984	141	374	10	6	390	4	.985	
1985	149	382	11	9	402	2	.978	
1986	121	325	9	3	337	0	.991	
1987	152	353	9	7	369	1	.981	
TOTALS		825	2064	49	41	2154	8	.981

## McGEE — CAREER TRANSACTIONS

- Selected by Chicago White Sox' organization in 7th round of free-agent draft, June 8, 1976.
- Selected by New York Yankees' organization in secondary phase of free-agent draft, January 11, 1977.
- On disabled list, May 22 to June 7 and July 14 to August 7, 1980.
- On disabled list, April 24 to June 4, 1981.
- Traded to St. Louis Cardinals' organization for pitcher Bob Sykes, October 21, 1981.
- On disabled list, April 13 to April 23, 1982.
- On disabled list, March 30 to April 29, 1983; included rehabilitation disability assignment to Arkansas, April 18 to April 29, 1983.
- On disabled list, July 12 to July 27, 1984.
- On disabled list, August 3 to August 27, 1986.

## McGEE — DETAILED HITTING STATISTICS

	AVG.	G	AB	H	HR	RBI
Totals	.285	153	620	177	11	105
Before ASG	.302	81	324	98	6	69
After ASG	.267	72	296	79	5	36
Night	.273	104	421	115	9	72
Day	.312	49	199	62	2	33
Grass	.268	40	157	42	4	26
Turf	.292	113	463	135	7	79
Home	.297	76	300	89	6	53
Road	.275	77	320	88	5	52
April	.295	18	61	18	1	13
May	.237	27	114	27	3	25
June	.354	24	96	34	1	18
July	.325	27	117	38	3	19
August	.264	29	125	33	1	19
Sept.-Oct.	.252	28	107	27	2	11
vs. East	.292	83	329	96	5	49
Chi	.412	16	51	21	2	14
Mtl	.261	17	69	18	1	10
NY	.237	14	59	14	1	7
Pha	.250	18	76	19	1	11
Pitt	.324	18	74	24	0	7
vs. West	.278	70	291	81	6	56
Atl	.245	12	49	12	1	15
Cin	.262	10	42	11	0	5
Hou	.265	12	49	13	0	7
LA	.240	12	50	12	3	11
SD	.286	12	49	14	1	7
SF	.365	12	52	19	1	11

### 1987 HIGHS:

Most Hits: 3, 10 times.  
 Most RBI: 4, 6/7 at Chi.  
 Longest Hit Streak: 13 games, 8/19-9/1.  
 Longest Hitless Streak: 3 games, 3 times.

### CAREER HIGHS:

Most Hits: 5, twice (9/5/84 & 7/30/85).  
 Most RBI: 6, 6/23/84.  
 Most SB: 3, 3 times (7/1/83, 5/21/85 & 7/11/85).  
 Most HR: 2, twice (10/15/82 vs Mil. & 7/21/86 vs SF).  
 Longest Hit Streak: 19 games, 1983.  
 Inside-the-Park HR: 2 career (last time 5/15/83).

### CAREER

	AVG.	AB	H	HR	RBI
vs. East	.297	1829	543	23	216
Chi	.309	366	113	7	56
Mtl	.277	394	109	6	38
NY	.290	338	98	3	41
Pha	.305	380	116	4	44
Pitt	.305	351	107	3	37
vs. West	.291	1494	435	20	200
Atl	.316	253	80	3	45
Cin	.313	240	75	3	34
Hou	.269	249	67	1	32
LA	.277	242	67	5	32
SD	.285	228	65	1	16
SF	.287	282	81	7	41

# JOHN MORRIS

(33)

## JOHN DANIEL MORRIS

### Outfielder

Ht: 6-1

Bats: Left

Wt: 185

Throws: Left

Age: 27

Born: 2-23-61 at Freeport, New York.

**BECAME CARDINAL** — Acquired in May 17, 1985 trade with the Kansas City Royals in exchange for outfielder Lonnie Smith.

**M.L. SERVICE** — 1.051



**1987 SEASON:** Fine defensive outfielder who provided Cardinals with a solid bat off the bench . . . began the year at Louisville (AAA), but was recalled on April 28 and remained with the big club for the remainder of the season . . . went 3-for-5 with 2 RBI including the game-winner in Cards' 5-1 victory June 5 at Chicago . . . belted his first homer of the season on July 3 at Atlanta . . . was 2-for-4 with HR #2 and 2 RBI on July 9 vs San Francisco . . . went 3-for-3 as a substitute in Cardinals' 9-7 come-from-behind win over Cincinnati on August 22 . . . was 10-for-30 (.333) as a pinch-hitter with a club-high 8 pinch-RBI . . . led the club with 30 pinch at-bats and only struck out three times while pinch-hitting . . . was named "SKOAL" pinch-hitter of the month for period of June 7 to July 7 (4-for-6; .667 with 6 RBI) . . . saw considerable playing time in right field following the injuries to Jim Lindeman and Curt Ford . . . had his first career 4 RBI game on Sept. 20 vs Chicago just hours after arriving from 3-day leave to attend his father's funeral . . . batted .261 (12-for-46) with runners in scoring position . . . made just one error in 26 starts (24-RF, 2-CF) in the outfield . . . appeared in three post-season games and was starter in right field for Game #5 of the NLCS . . . underwent surgery to repair a ruptured disc in his back in December . . . injury was similar to that of Cardinal first baseman Jim Lindeman.

**CAREER HIGHLIGHTS:** **1982** - Selected by Kansas City in first round (10th player selected) of June free agent draft and signed by Royals' scout Tom Ferrick . . . played for Royals' Florida State League team. **1983** - Homer and RBI figures ranked second in Southern League . . . top vote-getter for league All-Star team . . . named league's Most Valuable Player . . . led League outfielders in fielding pct. (.989). **1984** - Made jump to AAA level in only 2nd full professional season . . . led American Association outfielders in putouts (359) and fielding pct. (.989) . . . earned Player of the Week honors, July 2-8, as he hit .500 (15-for-30) with 3 HR and 7 RBI in 9 games . . . logged 13-game hitting streak, June 29-July 9 . . . batted .478 (22-for-46) during the span. **1985** - Opened the season with the Royals' AAA team . . . had 4 hits at Denver on 4/13 . . . traded to St. Louis on 5/17 and assigned to Louisville . . . hit grand slam at Buffalo on 6/16 . . . had 4 hits at Buffalo on 8/22 . . . his 72 walks were second high in American Assoc. and 466 at-bats were 4th . . . led league outfielders in fielding pct. (.994), total chances (343) and putouts (330) . . . was successful on 21 of 29 stolen base attempts (72%). **1986** - Was hampered by injuries in early season at Louisville . . . on 4/27 hit by pitch in right elbow in same spot hit last season . . . a check swing on 5/4 further irritated elbow injury and was placed on disabled list on 5/7 . . . surgery on 5/9 removes bone spur from elbow . . . returned to active roster on 6/4, but suffered strained lower back that disabled him from 6/28-7/8 . . . amidst injury problems managed to be successful on 11 of 14 (79%) of steal attempts and knock out 21 of 50 (42%) of hits for extra bases at AAA . . . was recalled by St. Louis on 8/4 . . . made major league debut on 8/5 vs PHI as starting rightfielder . . . notched first M.L. hit on 8/7 vs PHI with single off Kevin Gross and proceeded to steal second and third base . . . returned to boyhood haunts for six-game series vs Mets at Shea Stadium, 8/14-17 . . . played in all six games going 7-for-20; .350 with 5 RBI and GW-RBI in back-to-back games 8/15 & 16 . . . on 8/26 vs ATL had three hits, two RBI and two SB . . . hit first M.L. homer on 9/24 vs PHI off Kevin Gross . . . was 3-for-11; .273 as pinch-hitter, tying for best pinch average on club.

**MISC:** Graduated from W.C. Mephram High School in Bellmore, NY, where he lettered in football, soccer and baseball . . . attended Seton Hall University for 3 years . . . his 3-year totals included a .418 average with 28 home runs and 125 RBI in 109 games . . . began his college career as a pitcher, posting 2-1 record in freshman campaign with a 2.30 ERA . . . made the transfer to the outfield his sophomore season . . . earned ECAC Player of the Year, first team All-American and Academic All-American honors following his junior year when he batted .431 with 19 HR and 80 RBI . . . enjoys golf and photography.

## MORRIS — COMPLETE RECORD

Year	Club	AVG.	G	AB	R	H	2B	3B	HR	RBI	BB	SO	SB
1982	Ft. Myers	.285	45	137	21	39	7	2	2	17	33	28	11
1983	Jacksonville	.287	137	478	95	137	27	7	23	91	108	105	30
1984	Omaha	.270	148	492	77	133	24	4	15	60	65	96	18
1985	Omaha	.258	23	93	13	24	4	4	1	6	10	11	1
	Louisville	.249	107	373	51	93	21	2	4	44	62	46	20
1986	Louisville	.235	60	213	30	50	13	7	1	24	23	33	11
	St. Louis	.240	39	100	8	24	0	1	1	14	7	15	6
1987	Louisville	.340	14	47	13	16	5	2	3	12	11	0	2
	St. Louis	.261	101	157	22	41	6	4	3	23	11	22	5
<b>MAJOR TOTALS</b>		.253	140	257	30	65	6	5	4	37	18	37	11

GW-RBI: 1986-3; 1987-2. Total: 5

## MORRIS — LEAGUE CHAMPIONSHIP SERIES RECORD

Year	Club / Opp.	AVG.	G	AB	R	H	2B	3B	HR	RBI	BB	SO	SB
1987	St.L. vs S.F.	.000	2	3	0	0	0	0	0	0	0	0	0

## MORRIS — WORLD SERIES RECORD

Year	Club / Opp.	AVG.	G	AB	R	H	2B	3B	HR	RBI	BB	SO	SB
1987	St.L. vs Minn.	.000	1	2	0	0	0	0	0	0	0	0	0

## MORRIS — CAREER TRANSACTIONS

- Selected by Kansas City Royals' organization in 1st round (10th player selected) of free-agent draft, June 7, 1982.
- Traded to St. Louis Cardinals' organization for outfielder Lonnie Smith, May 17, 1985.
- On Louisville disabled list, May 7 to June 11 and June 28 to July 8, 1986.

## MORRIS — DETAILED HITTING STATISTICS

	AVG.	G	AB	H	HR	RBI							
Totals	.261	101	157	41	3	23							
Before ASG	.277	45	65	18	2	12							
After ASG	.250	56	92	23	1	11							
Night	.281	65	89	25	3	14							
Day	.235	36	68	16	0	9							
Grass	.255	29	47	12	1	7							
Turf	.264	72	110	29	2	16							
Home	.232	47	69	16	1	10							
Road	.284	54	88	25	2	13							
April	.000	3	1	0	0	0							
May	.308	16	13	4	0	0							
June	.306	17	36	11	0	9							
July	.217	21	23	5	2	4							
August	.265	20	34	9	1	3							
Sept.-Oct.	.240	24	50	12	0	7							
							CAREER						
							AVG.	AB	H	HR	RBI		
vs. East	.248	54	105	26	1	18	.256	168	43	2	29		
Chi	.219	9	32	7	0	6	.211	38	8	0	7		
Mil	.267	12	15	4	0	1	.231	26	6	0	3		
NY	.222	10	18	4	0	5	.300	40	12	0	10		
Pha	.364	11	11	4	1	2	.625	24	15	2	4		
Pitt	.241	12	29	7	0	4	.225	40	9	0	5		
vs. West	.288	47	52	15	2	5	.247	89	22	2	8		
Atl	.200	6	5	1	1	1	.250	24	6	1	4		
Cin	1.000	4	5	5	0	2	.462	13	6	0	2		
Hou	.000	9	12	0	0	0	.045	22	1	0	0		
LA	.250	9	8	2	0	0	.250	9	2	0	0		
SD	.500	9	6	3	0	0	.500	6	3	0	0		
SF	.250	10	16	4	1	2	.250	16	4	1	2		

**1987 HIGHS:**  
**Most Hits:** 3, twice.  
**Most RBI:** 4 (9/20 vs Chi.).  
**Longest Hit Streak:** 3 games, twice.  
**Longest Hitless Streak:** 8 games (7/21-31).

**CAREER HIGHS:**  
**Most Hits:** 3, 4 times (last time 8/22/87 at Cin.).  
**Most RBI:** 4 (9/20/87 vs Chi.).  
**Most SB:** 2, twice (8/7/86 vs Phi & 8/26/86 vs Atl.).  
**Longest Hit Streak:** 3 games, 4 times.

## MORRIS — CAREER FIELDING

Year	G	PO	A	E	TC	DP	PCT.
1986	31	68	0	1	69	0	.986
1987	74	86	0	1	87	0	.989
TOTALS	105	154	0	2	156	0	.987

## MORRIS — CAREER PINCH-HITTING

Year	AB	H	HR	RBI	AVG.
1986	11	3	0	0	.273
1987	30	10	0	8	.333
TOTALS	41	13	0	8	.317

# RANDY O'NEAL

(39)

## RANDALL JEFFREY O'NEAL

### Pitcher

Ht: 6-2

Bats: Right

Wt: 195

Throws: Right

Age: 27 (Turns 28 on August 30)

Born: 8-30-60 at Ashland, Kentucky

**BECAME CARDINAL** — Acquired July 25, 1987 in a trade with the Atlanta Braves for minor league pitcher Joe Boever.

**M.L. SERVICE** — 2.092



**1987 SEASON:** Went to the Braves along with pitcher Chuck Cary in a deal with the Detroit Tigers on January 27 for outfielders Terry Harper and Freddie Tiburcio . . . opened the season with Atlanta and earned a victory (4/12 at NY) in his first appearance as a member of the Braves . . . won three of his first four starts before losing May 6 decision vs Montreal . . . was used sparingly towards the end of May, appearing in just 5 games - all as a reliever . . . was outrighted to Richmond (AAA) on June 6 and was 0-1 with a 3.60 ERA in one start . . . returned to the Braves on June 20 and pitched 5 innings (no decision) in 6/27 contest vs San Diego . . . made three more starts (including 9-3 victory vs Philadelphia on July 12) and one relief appearance, before being dealt to the Cardinals on July 25 for Louisville pitcher Joe Boever . . . was 3-1 with a 4.56 ERA in 7 games at Louisville . . . pitched 8-1/3 innings and allowed just two runs in August 14 victory over Oklahoma City . . . pitched 8 shutout innings to defeat Indianapolis on August 30 . . . contract was purchased by St. Louis on Sept. 8 . . . O'Neal made one start for the Cardinals, working 5 innings with no-decision in Oct. 3 contest vs New York.

**CAREER HIGHLIGHTS:** **1981** - Drafted by Detroit Tigers in the first round of the secondary draft . . . completed 6 of 11 starts, including two shutouts for Lakeland (A) . . . pitched 4-0, no-hit victory against Winter Haven on August 23 (first game). **1982** - Spent the entire year with Birmingham and started a career-high 27 games, while posting his first 10-plus win season. **1983** - Started 23 games for Evansville (AAA), including 3 CG . . . was the second straight season that the righthander started 20-plus games. **1984** - Led Evansville with 8 CGs and 110 Ks . . . recalled September 5 . . . made ML debut September 12 at Baltimore in relief . . . won first start 3-0 vs Milwaukee, September 18, pitching first seven innings in game that clinched divisional title for Detroit. **1985** - Began season with AAA Nashville . . . recalled by Detroit on June 2 . . . while at Nashville was named American Association Pitcher of the Week, May 13-19 . . . pitched his first ML 3-hitter in a 2-1 loss to New York Yankees on June 16 . . . fanned 7 for career best that night . . . won 4 straight, June 21 thru July 6 . . . earned first ML save August 17 vs Cleveland. **1986** - Began season with Detroit but was optioned to Nashville (AAA) on May 14 . . . was recalled on June 6 . . . pitched complete game August 19 (2nd game of DH) vs California, an 8-3 victory . . . won final two games of season, August 13 vs Chicago and August 19 (2) vs California, both as starter . . . other victory was June 17 at Baltimore, also as a starter . . . recorded 2 saves, August 5 (2) vs Cleveland and October 4 at Baltimore . . . fanned 5 batters five times, including two times in relief . . . was hit on right collarbone by Milwaukee's Cecil Cooper June 28 . . . out until July 7.

**MISC:** Is studying at the University of Florida in the off-season . . . also attended Palm Beach JC . . . played basketball and baseball at John I. Leonard HS, graduating in 1978 . . . single.

## O'NEAL — COMPLETE RECORD

Year Club	W-L	ERA	G	GS	CG	SHO	SV	IP	H	R	ER	BB	SO
1981 Lakeland	4-5	2.87	13	11	6	2	0	69	59	27	22	18	31
1982 Birmingham	11-7	3.41	27	27	8	1	0	185	169	83	70	71	105
1983 Evansville	8-10	4.23	23	23	3	0	0	140	159	80	66	45	70
1984 Evansville	9-10	3.57	25	25	8	1	0	166.1	152	82	66	59	110
Detroit	2-1	3.38	4	3	0	0	0	18.2	16	7	7	6	12
1985 Nashville	5-4	3.59	10	10	3	1	0	68	57	29	27	19	44
Detroit	5-5	3.24	28	12	1	0	1	94.1	82	42	34	36	52
1986 Detroit	3-7	4.33	37	11	1	0	2	122.2	121	69	59	44	68
Nashville	1-2	4.76	4	4	1	0	0	28	28	16	15	9	15
1987 Atlanta	4-2	5.61	16	10	0	0	0	61	79	41	38	24	33
Louisville	3-1	4.56	7	7	1	0	0	47.1	54	27	24	10	19
St. Louis	0-0	1.80	1	1	0	0	0	5	2	1	1	2	4
<b>MAJOR TOTALS</b>	<b>14-15</b>	<b>4.15</b>	<b>86</b>	<b>27</b>	<b>2</b>	<b>0</b>	<b>3</b>	<b>301.2</b>	<b>300</b>	<b>160</b>	<b>139</b>	<b>112</b>	<b>169</b>

## O'NEAL — MAJOR LEAGUE HITTING TOTALS

	AVG.	AB	H	HR	RBI
1987	.150	20	3	0	1
<b>CAREER</b>	<b>.150</b>	<b>20</b>	<b>3</b>	<b>0</b>	<b>1</b>

## O'NEAL — CAREER TRANSACTIONS

- Selected by Detroit Tigers' organization in first round of secondary draft, June 8, 1981.
- Traded to the Atlanta Braves with pitcher Chuck Cary for outfielders Terry Harper and Freddie Tiburcio, January 27, 1987.
- Traded to St. Louis Cardinals for minor league pitcher Joe Boever, July 25, 1987.

## O'NEAL — DETAILED PITCHING STATISTICS

	W-L	ERA	G	CG	SV	IP	ER	H	BB	SO
Totals	4-2	5.32	17	0	0	66.0	39	81	26	37
Before ASG	4-1	5.01	15	0	0	59.1	33	75	19	33
After ASG	0-1	8.10	2	0	0	6.2	6	6	7	4
Night	2-2	6.07	12	0	0	46.0	31	56	18	26
Day	2-0	3.60	5	0	0	20.0	8	25	8	11
Grass	3-2	4.99	12	0	0	48.2	27	60	20	24
Turf	1-0	6.23	5	0	0	17.1	12	21	6	13
Home	2-1	3.92	9	0	0	39.0	17	41	10	23
Road	2-1	7.33	8	0	0	27.0	22	40	16	14
April	2-0	4.82	3	0	0	18.2	10	26	5	11
May	1-1	5.56	8	0	0	22.2	14	29	8	13
June	0-0	5.40	1	0	0	5.0	3	5	3	1
July	1-1	6.75	4	0	0	14.2	11	19	8	8
Sept.-Oct.	0-0	1.80	1	0	0	5.0	1	2	2	4
vs. East	2-2	5.65	13	0	0	43.0	27	55	18	24
Chi	0-0	5.40	2	0	0	3.1	2	5	1	2
Mtl	0-1	8.00	2	0	0	9.0	8	12	2	4
NY	1-1	4.66	4	0	0	19.1	10	21	11	12
Pha	1-0	4.50	1	0	0	6.0	3	9	1	2
Pitt	0-0	6.75	1	0	0	1.1	1	1	0	2
StL	0-0	6.75	3	0	0	4.0	3	7	3	2
vs. West	2-0	4.70	4	0	0	23.0	12	26	8	13
Cin	1-0	3.86	1	0	0	7.0	3	10	1	5
Hou	1-0	3.00	1	0	0	6.0	2	6	3	4
SD	0-0	5.40	1	0	0	5.0	3	5	3	1
SF	0-0	7.20	1	0	0	5.0	4	5	1	3

**1987 HIGHS:**  
**Most Strikeouts:** 5, twice.  
**Longest Win Streak:** 3 games, 4/12-5/2.  
**Longest Scoreless Streak:** 3, 1 IP, 5/21-23.  
**Longest Relief Appearance:** 2 IP, twice.

**CAREER HIGHS:**  
**Most Strikeouts:** 7, 6/16/85 vs NY  
**Longest Win Streak:** 4 games, 1985.  
**Longest Losing Streak:** 4 games, 1985 & 1986.  
**Fewest Hits in CG:** 3, 6/16/85 vs NY.

		CAREER					
	W-L	SV	G	IP	ERA	ER	
vs. East	2-2	0	13	43.0	5.65	27	
vs. West	2-0	0	4	23.0	4.70	12	

# JOSE OQUENDO

(11)

## JOSE MANUEL OQUENDO

### Infielder

Ht: 5-10

Bats: Both

Wt: 160

Throws: Right

Age: 24 (Turns 25 on July 4)

Born: 7-4-63 at Rio Piedras, Puerto Rico

**BECAME CARDINAL** — On April 2, 1985 with right-handed pitcher Mark Davis in a trade with the New York Mets for shortstop Argenis Salazar and left-handed pitcher John Young.

**M.L. SERVICE** — 3.120



**1987 SEASON:** One of the most versatile players to ever wear a Cardinal uniform . . . Jose played at eight different positions (all but catcher) . . . started at seven different positions (all but pitcher and catcher) . . . Jose had a 3-for-5 outing against the Mets on April 26 and collected five hits in the last two games of the Cardinals' April 26 series at New York . . . suffered a pulled muscle in his side on April 28 that forced him to miss some playing time . . . went 3-for-3 with a double on May 10 at Los Angeles . . . made his pitching debut on August 7 at Philadelphia (1 IP, 4 Hits, 3 Runs) . . . was 10-for-26; .385 as a pinch-hitter in 1987 and is 18-for-57; .316 over his career . . . reached base safely in 21 of 38 plate appearances as a pinch-hitter . . . had a .568 on-base pct. in pinch-hit situations . . . was second on the club to John Morris with 6 pinch-RBI . . . struck out only 7 times as a pinch-hitter and reached base safely in 8 of his first 10 pinch-hit appearances . . . had Cardinals only pinch-homer of the year and his first home run since 8/21/83 at SF off Gary Lavelle . . . Oquendo's homer came off Giants Craig Lefferts on July 25 at Candlestick Park . . . posted a .577 slugging pct. as a pinch-hitter . . . averaged a walk every 4.59 at-bats (2nd best in N.L.) . . . sparked the Cardinals with game-winning single on July 9 vs San Francisco that capped 4-run 10th inning victory . . . his suicide squeeze bunt with the bases loaded and two out scored the game winner in Cardinals 4-3 victory over Atlanta on August 30 . . . established career highs for runs (43), hits (71), doubles (9), RBI (24), GWRBI (4), walks (54) . . . made 55 starts, (17-RF, 3-CF, 4-LF, 18-2B, 9-SS, 3-3B, 1-1B) . . . was named the best utility player in the National League in a poll of major league baseball's managers conducted following the '87 season . . . was flawless in 69 chances in the outfield and tied for third among Cards' outfielders with his four assists . . . batted just .167 during the NLCS, but his three-run homer off Atlee Hamaker in Game #7 ignited the Cardinals title clinching victory . . . the homer was just the third of Jose's major league career; each having come against the Giants . . . split time in right field and third base during the World Series and had a hit in five of the seven games . . . his six post-season RBI tied Willie McGee and Vince Coleman for the club lead.

**CAREER HIGHLIGHTS:** **1979** - Signed as free agent by New York (N) scout Nino Escalera on 4/15. **1980** - Led Carolina League in sacrifice hits with 13 . . . paced league's shortstops with .940 fielding pct. **1981** - Led Carolina League shortstops in fielding pct. (.961) for the second straight season . . . led Lynchburg (A) with 38 stolen bases and was fifth in the league in steals . . . stole two or more bases in a game six times. **1982** - Completed his second full season as a switch-hitter . . . made the jump from A ball to Triple A . . . hit .259 as a righty (his natural side) and .189 lefthanded . . . led the International League with 14 sacrifice hits . . . the 14 sacrifice hits also tied a Tidewater club record . . . sustained a broken right hand while sliding into second base at Charleston on August 25 . . . placed on the Disabled List and was lost for the remainder of the year. **1983** - Was recalled from Tidewater on May 2 . . . made his major league debut that night in a 3-2 loss to the Astros at NY . . . grounded into a force play as a pinch-hitter in first at-bat . . . became the first player to perform for the Mets who was born after the team's first game in 1962 . . . garnered his first big league hit, a third-inning single against the Reds' Mario Soto, in the third inning on May 6 at NY . . . before the May 10th game at Houston, he made the decision to forego switch-hitting . . . would only bat righthanded the remainder of the year . . . ran up his first three-hit game of his career in a 7-3 loss to the Cubs at Shea Stadium on June 13 . . . put together an eight-game hitting streak between June 10-18 . . . on August 21 at Candlestick Park, belted his first major league homer, a solo shot against Gary Lavelle in the seventh inning . . . it was the second homer of his pro career and the first since he was at Grays Harbor in 1979. **1984** - Started 53 of the Mets' first 81 games at shortstop . . . optioned to AAA on July 11 and recalled by NY on August 25 . . . at the time of his option was hitting .218 (39-179) with 18 runs scored, five doubles, no triples, 10 RBI and nine steals . . . fashioned a career-high nine game hitting streak from June 12-21 in which he was 10-31, .323 . . . also knocked in eight runs in 10 games from June 9-21 including a span in which he had at least one RBI in four straight games, June 13-16 . . . appeared in 17 games after his recall with 3-10, .300 . . . utilized mostly as a pinch-runner . . . was a pinch-runner in 10 of those 17 games . . . scored five runs in those 10 games . . . ranked sixth in the NL by hitting .353 in pressure situations (from the seventh inning on, with the score tied or trailing by three

runs or less). **1985** - Came to Cardinal organization at the end of spring training and spent the entire season at Louisville ... led American Association shortstops in games (133), putouts (227) and total chances (591) ... was 4th in league in games (133) and league leader in sacrifice hits (15) ... stole 3 bases at Iowa on 7/30 ... was 13 of 17 (76%) in steal attempts ... hit in 11 straight games, 8/22-31, going 12-for-36; .333. **1986** - Had an excellent spring training leading St. Louis batters with a .436 average, and nailing down a reserve role on the ball club ... returned to switch-hitting on a fulltime basis for the first time since middle of 1983 season ... had five-game hitting streak from 5/2-10 (7-for-13; .538) ... included in that stretch was Oquendo's finest day in the majors on 5/8 vs SD when he went 3-for-4 with a walk and four runs scored ... the four runs scored were a career high and the three hits equalled a career best ... made 10 starts at second base and 17 at short-stop ... made first career appearance in outfield on 8/2 at PIT in ninth inning, playing left-field without a chance ... six pinch-hits tied for high on club ... career high .297 average, topped all Cardinal batsmen.

**MISC:** A basketball and baseball star at Villamallo High School ... named to the Puerto Rican League All-Star game in 1984 ... attributes much of his improvement as a hitter to the direction and guidance of Ivan DeJesus and former second baseman Felix Millan ... pronounces name oh-KEN-doh ... wife's name is Zenaida ... the couple has one daughter, Adlenez ... nicknamed the "Secret Weapon" by Cardinals' broadcaster Mike Shannon, for his 1986 offensive heroics ... one of the hardest workers in the game, regularly the first player at the ballpark for a game ... has patterned his hitting after that of former star Rod Carew.

### OQUENDO — COMPLETE RECORD

Year	Club	AVG.	G	AB	R	H	2B	3B	HR	RBI	BB	SO	SB
1979	Grays Harbor	.227	64	220	24	50	8	0	1	14	33	45	9
1980	Lynchburg	.169	109	301	38	51	10	3	0	26	47	59	14
1981	Lynchburg	.249	124	393	59	98	8	6	0	38	71	61	38
1982	Tidewater	.214	114	337	40	72	8	3	0	22	41	50	24
1983	Tidewater	.118	13	34	3	4	0	0	0	3	5	6	2
	New York	.213	120	328	29	70	7	0	1	17	19	60	8
1984	New York	.222	81	189	23	42	5	0	0	10	15	26	10
	Tidewater	.159	38	113	8	18	1	0	1	8	5	14	8
1985	Louisville	.211	133	384	38	81	8	1	1	30	24	41	13
1986	St. Louis	.297	76	138	20	41	4	1	0	13	15	20	2
1987	St. Louis	.286	116	248	43	71	9	0	1	24	54	29	4
MAJOR TOTALS		.248	393	903	115	224	25	1	2	64	103	135	24

GW-RBI — 1983-3; 1984-0; 1986-2; 1987-4. Total: 9.

### OQUENDO — LEAGUE CHAMPIONSHIP SERIES RECORD

Year	Club / Opp.	AVG.	G	AB	R	H	2B	3B	HR	RBI	BB	SO	SB
1987	St.L. vs S.F.	.167	5	12	3	2	0	0	1	4	3	2	0

### OQUENDO — WORLD SERIES RECORD

Year	Club / Opp.	AVG.	G	AB	R	H	2B	3B	HR	RBI	BB	SO	SB
1987	St.L. vs Minn.	.250	7	24	2	6	0	0	0	2	1	4	0

### OQUENDO — CAREER PINCH-HITTING

Year	AB	H	HR	RBI	AVG.
1983	1	0	0	0	.000
1984	3	2	0	0	.667
1986	27	6	0	2	.222
1987	26	10	1	6	.385
TOTALS	57	18	1	8	.316

### OQUENDO — CAREER TRANSACTIONS

- Signed as free-agent by New York Mets' organization, April 15, 1979.
- Traded to St. Louis Cardinals' organization for infielder Argenis Salazar and pitcher John Young, April 2, 1985.

## OQUENDO — CAREER FIELDING

POS.	G	PO	A	E	TC	DP	PCT.
Shortstop	235	318	584	34	936	117	.964
Second Base	53	72	101	4	177	31	.977
Outfield	47	65	4	0	69	1	1.000
Third Base	8	6	14	2	22	1	.909
First Base	3	17	0	0	17	2	1.000

## OQUENDO — CAREER FIELDING (SHORTSTOP ONLY)

Year	G	PO	A	E	TC	DP	PCT.
1983	116	182	326	21	529	65	.960
1984	67	95	152	7	254	33	.972
1986	29	30	56	4	90	12	.956
1987	23	11	50	2	63	7	.968

## OQUENDO — DETAILED HITTING STATISTICS

	AVG.	G	AB	H	HR	RBI
Totals	.286	116	248	71	1	24
Before ASG	.321	61	156	50	0	16
After ASG	.228	55	92	21	1	8
Night	.223	74	148	33	0	14
Day	.380	42	100	38	1	10
Grass	.310	29	71	22	1	6
Turf	.277	87	177	49	0	18
Home	.297	58	111	33	0	10
Road	.277	58	137	38	1	14
April	.448	13	29	13	0	1
May	.298	20	57	17	0	6
June	.271	21	48	13	0	6
July	.295	18	44	13	1	5
August	.222	24	45	10	0	4
Sept.-Oct.	.200	20	25	5	0	2
vs. East	.267	64	116	31	0	10
Chi	.333	13	21	7	0	1
Mtl	.412	12	17	7	0	3
NY	.258	15	31	8	0	3
Pha	.217	10	23	5	0	2
Pitt	.167	14	24	4	0	1
StL	—	—	—	—	—	—
vs. West	.303	52	132	40	1	14
Atl	.222	6	18	4	0	1
Cin	.318	10	22	7	0	4
Hou	.238	10	21	5	0	3
LA	.250	7	20	5	0	0
SD	.316	9	19	6	0	2
SF	.406	10	32	13	1	4

### 1987 HIGHS:

Most Hits: 3, twice.  
 Most RBI: 2, 3 times.  
 Longest Hit Streak: 6 games (5/30-6/4).  
 Longest Hitless Streak: 9 games (9/9-10/1).

### CAREER HIGHS:

Most Hits: 3, 8 times (last 5/10/87 at LA).  
 Most RBI: 3 (5/16/83 at Pitt.).  
 Most Runs: 4 (5/8/86 vs SD).  
 Longest Hit Streak: 9 games (6/12-21/84).  
 Last HR: 7/25/87 at SF off Letterts.

	AVG.	AB	H	HR	RBI
CAREER	.237	468	111	0	39
vs. East	.308	79	24	0	5
vs. West	.273	84	23	0	8
vs. East	.268	41	11	0	3
vs. West	.149	101	15	0	7
vs. East	.220	100	22	0	9
vs. West	.291	55	16	0	7
vs. East	.260	435	113	2	25
vs. West	.218	55	12	0	1
vs. East	.255	55	14	0	5
vs. West	.224	85	19	0	4
vs. East	.254	67	17	0	0
vs. West	.243	74	18	0	6
vs. East	.333	99	33	2	9

## SCORING BREAKDOWN

The following is a breakdown of the number of runs the Cardinals scored and allowed in each of their innings during the 1987 season.

	1	2	3	4	5	6	7	8	9	10	11	12	13	14
CARDINALS	93	81	79	90	106	108	92	68	55	19	3	1	2	1
OPPONENTS	81	66	51	86	74	96	99	64	56	11	3	1	3	2

The Cardinals scored 798 runs in their 162 games (4.9 AVG) ... The Cardinals scored five or more runs in 78 of their 162 games (48%) ... The Cardinals were shutout four times in 1987 and three times by Pittsburgh.

# TOM PAGNOZZI

(19)

## THOMAS ALAN PAGNOZZI

### Catcher

Ht: 6-1

Bats: Right

Wt: 190

Throws: Right

Age: 25 (Turns 26 on July 30)

Born: 7-30-62 at Tucson, Arizona

**BECAME CARDINAL** — St. Louis' eighth round selection in the regular phase of the June, 1983, free-agent draft.

**M.L. SERVICE** — 0.087



**1987 SEASON:** Was included on 40-man roster and considered to be top prospect in Cardinals' catching race prior to deal for Tony Pena ... after the Redbirds acquired Pena, Pagnozzi was optioned to Louisville where he opened the season with a bang ... went 2-for-4 with a grand slam homer in his first game at Louisville and earned quick recall to the parent club (April 11) after Pena suffered his thumb injury ... served as Cards back-up catcher while Pena was on the mend ... Tom's first big league hit was a pinch single on April 18 vs New York that tied the game in the bottom of the 9th and the Cardinals went on to win 11-8 in 10 innings ... Pagnozzi followed up the next day with his first major league homer off Mets' Sid Fernandez in the rookie's first start behind the plate ... went 2-for-4 with double on April 25 at New York ... belted his first big league grand slam on May 17 vs Cincinnati off Reds' Guy Hoffman ... made 9 starts behind the plate and one at first base ... was sent back to Louisville on May 22 when Pena was activated from D.L. ... batted .313 with 14 HR and 71 RBI at Louisville (AAA) earning him selection to the American Association all-league team ... had an 11-game hitting streak at Louisville (17-for-42; .405) from June 3-15 ... collected RBI in 7 straight games (12 RBI) from July 22-28 ... his .313 average was the highest of his professional career ... Pag's 14 HR's and 71 RBI were also career bests ... was 4-for-4 with 3 HR and triple on June 22 vs Oklahoma City ... was named to the National Association's Triple-A All-Star team ... was recalled on August 20 and served as the club's third catcher ... stole his first M.L. base in season's final game ... was 2-for-7; .286 with 2 RBI as a pinch-hitter ... was Cards' DH in Game #1 of the World Series and went 1-for-3 ... played for Mayaguez of the Puerto Rican League this past winter.

**CAREER HIGHLIGHTS:** **1983** - Selected by St. Louis in eighth round of June draft and signed by Cardinals' scout Mike Roberts ... selected as catcher on New York-Penn League All-Star team. **1984** - Led Midwest League catchers in assists (90) ... named to 1984 Midwest League All-Star team ... played for Cardinals' entry in 1984 Fla. Winter Inst. League ... appeared in 32 games, had 34 hits in 107 at-bats for avg. of .318. **1985** - Opened season at Arkansas ... was called up to Louisville on 6/5 ... homered twice vs Nashville on 6/22 ... named American Association Player of the Week, 6/17-23, was 11-for-29; .379 with 3 HR and 11 RBI in 8 games ... hit in 9 straight games, 8/12-22 (16-for-37; .432) ... went 5-for-5 vs Buffalo on 8/16 ... threw out 18 of 41 (.305) attempted base stealers at Louisville ... had .482 slug. pct. at Arkansas ... played in Puerto Rico Winter League for Mayaguez ... was hit by pitch fracturing left ulna (wrist), which required a cast and finished his season. **1986** - Opened season at AAA level and was off to a fast start at Louisville ... on 4/19 at Buffalo went 2-for-4 (double, HR) with 5 RBI ... was 5-for-6 with 4 RBI at Indianapolis on 4/24 ... suffered fractured left ulna (wrist) when he was hit by a foul tip on 5/23 ... injury occurred in almost same exact spot where he had fracture when hit by pitch during Winter League play past off-season ... wrist was placed in cast and was on disabled list remainder of season ... threw out 13 of 38 (34%) attempted base stealers ... played in Florida Instructional League during off-season ... hit .280 and tied for team lead with 16 RBI.

**MISC:** Graduated from Rincon High School in Tucson, AZ in 1980 ... while there lettered in baseball three years and was All-State ... played baseball at Central Arizona Junior College in 1981 and '82 ... attended Arkansas University majoring in education in 1983 ... was all-Southwestern Conference in baseball ... played amateur baseball in Little League and American Legion programs ... originally a third baseman converted to catching his final season in college ball ... brother, Mike, played in Orioles' organization and another brother, Tim, played in Phillies' organization ... married Colleen on January 20, 1984.

## PAGNOZZI — COMPLETE RECORD

Year	Club	AVG.	G	AB	R	H	2B	3B	HR	RBI	BB	SO	SB
1983	Erie	.310	45	168	28	52	9	1	6	22	14	34	3
	Macon	.246	18	57	7	14	2	1	0	6	6	13	0
1984	Springfield	.283	114	396	57	112	20	4	10	68	31	75	3
1985	Arkansas	.309	41	139	15	43	7	1	5	29	13	21	0
	Louisville	.269	76	268	29	72	13	2	5	40	21	47	0
1986	Louisville	.292	30	106	11	31	4	0	1	18	6	21	0
1987	Louisville	.313	84	320	53	100	20	2	14	71	30	50	0
	St. Louis	.188	27	48	8	9	1	0	2	9	4	13	1
MAJOR TOTALS		.188	27	48	8	9	1	0	2	9	4	13	1

## PAGNOZZI — LEAGUE CHAMPIONSHIP SERIES RECORD

Year	Club / Opp.	AVG.	G	AB	R	H	2B	3B	HR	RBI	BB	SO	SB
1987	St.L. vs S.F.	.000	1	1	0	0	0	0	0	0	0	0	0

## PAGNOZZI — WORLD SERIES RECORD

Year	Club / Opp.	AVG.	G	AB	R	H	2B	3B	HR	RBI	BB	SO	SB
1987	St.L. vs Minn.	.250	2	4	0	1	0	0	0	0	0	0	0

## PAGNOZZI — CAREER TRANSACTIONS

- Selected by Milwaukee Brewers' organization in 24th round of free-agent draft, January 12, 1982.
- Selected by St. Louis Cardinals' organization in 8th round of free-agent draft, June 6, 1983.
- On Louisville disabled list, May 23 to September 2.

## PAGNOZZI — DETAILED HITTING STATISTICS

	AVG.	G	AB	H	HR	RBI
Totals	.188	27	48	9	2	9
Before ASG	.212	16	33	7	2	8
After ASG	.133	11	15	2	0	1
Night	.176	14	17	3	0	2
Day	.194	13	31	6	2	7
Grass	.235	10	17	4	0	2
Turf	.161	17	31	5	2	7
Home	.179	14	28	5	2	7
Road	.200	13	20	4	0	2
April	.250	8	16	4	1	3
May	.176	8	17	3	1	5
August	.000	2	2	0	0	0
Sept.-Oct.	.154	9	13	2	0	1
vs. East	.261	13	23	6	1	4
Chi	.000	4	5	0	0	0
NY	.375	7	16	6	1	4
Pha	.000	1	1	0	0	0
Pitt	.000	1	1	0	0	0
vs. West	.120	14	25	3	1	5
All	.500	2	2	1	0	1
Cin	.167	3	6	1	1	4
Hou	.000	1	1	0	0	0
LA	.000	2	5	0	0	0
SD	.000	3	4	0	0	0
SF	.143	3	7	1	0	0

### 1987 HIGHS:

Most Hits: 2 (4/25 at NY).

Most RBI: 4 (5/17 vs Cin.).

Longest Hit Streak: 3 games (5/13-19).

Longest Hitless Streak: 9 games (5/20-9/25).

Grand Slam: 5/17 vs Cin. off Hoffman.

### CAREER HIGHS:

Most Hits: 2 (4/25 at NY).

Most RBI: 4 (5/17 vs Cin.).

Longest Hit Streak: 3 games (5/13-19).

Longest Hitless Streak: 9 games (5/20-9/25).

Grand Slam: 5/17 vs Cin. off Hoffman.

	AVG.	AB	H	HR	RBI
CAREER	.188	48	9	2	9
vs. East	.261	23	6	1	4
Chi	.000	5	0	0	0
NY	.375	16	6	1	4
Pha	.000	1	0	0	0
Pitt	.000	1	0	0	0
vs. West	.120	25	3	1	5
All	.500	2	1	0	1
Cin	.167	6	1	1	4
Hou	.000	1	0	0	0
LA	.000	5	0	0	0
SD	.000	4	0	0	0
SF	.143	7	1	0	0

# GERONIMO PEÑA

(50)

## GERONIMO PEÑA

Infielder

Ht: 6-1

Bats: Right

Wt: 170

Throws: Right

Age: 20 (Turns 21 on March 29)

Born: 3-29-67 at Distrito Nacional, Dominican Republic

**BECAME CARDINAL** — Signed by the Cardinals as a non-drafted free-agent on August 9, 1984.

**M.L. SERVICE** — 0.000



**1987 SEASON:** Was Savannah's leading hitter with a batting average of .269 ... led the South Atlantic League in stolen bases with 80 and was third in the league in runs scored (95) ... led the loop's second basemen in games (134), total chances (695), putouts (324), assists (342) and double plays (80) ... was selected to South Atlantic League's All-Star team ... his 80 stolen bases were highest among Cardinal farm hands in '87 and were also tops in the National Association ... batted .400 (18-for-45) during an 11-game hitting streak in April ... had seven games in which he stole 3 bases in '87 ... played for Cardinals entry in the 1987 Winter Instructional League, where he batted .375 in 16 games.

**CAREER HIGHLIGHTS: 1984** - Signed as a free-agent by the Cardinals' Bobby Diaz. **1985** - Posted a .258 batting average with San Francisco de Macoris in the Dominican Republic Summer League. **1986** - Raised his batting average to .297 and belted his first professional HR ... showed a good eye at the plate; walking 46 times in 248 plate appearances ... led 1986 Appalachian League in runs (55) and intentional walks (4); was second in stolen bases (27), fourth in walks (46). Selected as 2nd baseman on 1986 Appalachian League All-Star team ... played for Cardinals' entry in 1986 Florida Winter Instructional League ... appeared in 25 games, had batting average of .269.

**MISC:** Attended high school in District Nacional, Dominican Republic ... participated in baseball and volleyball ... wife's name is Lise Marie ... is the youngest Cardinal to appear on the 40-man roster since Esteban Castillo (20 years) in 1977 ... is one of 11 children ... grew up idolizing Rod Carew and Jose Uribe ... enjoys fishing, basketball and teaching children to play baseball in his spare time.

### G. PEÑA — COMPLETE RECORD

Year	Club	AVG.	G	AB	R	H	2B	3B	HR	RBI	BB	SO	SB
1985	San Francisco de Macoris	.258	46	120	31	31	5	0	0	15	23	18	13
1986	Johnson City	.297	56	202	55	60	7	4	3	20	46	33	27
1987	Savannah	.269	134	505	95	136	28	3	9	51	73	98	80

# TONY PEÑA

(26)

## ANTONIO FRANCISCO PEÑA

Catcher

Ht: 6-0

Bats: Right

Wt: 184

Throws: Right

Age: 30 (Turns 31 on June 4)

Born: 6-4-57 at Monte Cristi, Dominican Republic

**BECAME CARDINAL** — Acquired April 1, 1987, in trade with Pittsburgh Pirates for outfielder Andy Van Slyke, catcher Mike LaValliere and pitcher Mike Dunne.

**M.L. SERVICE** — 7.035



**1987 SEASON:** Early season thumb injury seemed to affect veteran catcher in his first season with St. Louis and he never regained lost batting stroke until late in the season ... came to Cardinals in April 1 trade with Pittsburgh just days before the beginning of the '87 campaign ... suffered a broken left thumb (the 1st serious injury of his career) after he was

hit by a Brian Fisher pitch in the 9th inning of April 10 contest at Pittsburgh ... it was his first game at Pittsburgh's Three Rivers Stadium as a member of the visiting team ... Tony began injury rehabilitation at Louisville (AAA) on May 19 and returned to the Cardinals active roster on May 22 ... had 3 RBI on May 28 vs Atlanta in his first game at Busch Stadium as a Cardinal ... Tony had 6 stolen bases and stole the first base of the season for the Cardinals with a theft of second on April 7 at Chicago ... belted his first homer as a Cardinal on June 1 at Cincinnati ... the Cardinals were 4-1 in games that Pena homered ... 4 of his 5 homers came with men on base ... his 4 triples equalled his career high and were the most by a Cardinal catcher since Darrell Porter had 5 in 1982 ... threw out 25 of 84 (30%) base stealers ... made his first big league start in right field on May 30 vs Houston ... made four appearances at first base ... his two-out two-run homer in the 8th off Mark Davis gave the Cardinals a 4-2 win over San Diego on Sept. 4 ... hit two homers at Montreal's Olympic Stadium giving him 16 HR at Olympic Stadium during his career ... was second on the club with 19 GDP and third in the N.L. ... signed a contract extension in Sept. that extends through the 1989 season ... 1987 was the first season since 1981 that Pena appeared in less than 125 games ... 8 errors were his fewest since 1981 ... began wearing eye glasses on September 29 and his hitting improved during the post-season ... led the club with a .381 (8-for-21) batting average during the NLCS and followed that up with a .409 mark in the World Series ... his 4 RBI during the series tied Willie McGee for club high and he led Cards with 3 base-on-balls ... tripled and scored game's only run in 2nd inning of St. Louis' 1-0 victory in Game #6 of NLCS ... was 3-for-4 in Game #5 of the W.S. and reached base safely in 13 of the 14 post-season games ... led the club with a .395 (17-for-43) average during the post-season.

**CAREER HIGHLIGHTS:** 1976 - Played outfield, first base, catcher and third base at Bradenton before moving back to his natural catching position. 1977 - Led Carolina League catchers in putouts (470), assists (66), and double plays (9). 1979 - Finished second in the Eastern League in homers, at-bats and hits, fifth in batting and was a member of the league All-Star team ... led league catchers in putouts (768), assists (120) and double plays (14). 1980 - Led Portland in batting and RBI while finishing second in hits, total bases (225), doubles and triples ... as fifth in the PCL in batting and led league catchers in putouts (639) and was named to PCL All-Star team ... made M.L. debut on September 1 vs Houston ... first M.L. hit was a pinch-single at Chicago off Doug Capilla in second M.L. at-bat on September 26 ... was Topps AAA All-Star catcher. 1981 - Was one of two Pirate regulars (along with Bill Madlock) to bat .300 ... collected first M.L. home run on May 8 at St. Louis off Bob Shirley ... was Topps' Rookie All-Star catcher and a member of the UPI Rookie All-Star team. 1982 - Ranked 10th in the league in batting ... was a member of the N.L. All-Star team; stole second base as a pinch-runner ... threw out 57 of 141 runners attempting to steal (.404) ... was N.L. Player of the Week for week ending July 4. 1983 - Was eighth in the N.L. in batting ... led N.L. catchers in putouts (976) and total chances (1,975) and won first Gold Glove Award ... threw out 58 of 169 runners attempting to steal (.343) ... was named to The Sporting News' post-season N.L. All-Star team ... batted .325 with 13 of his 15 HR and 51 RBI in 88 games after July 1. 1984 - Led N.L. catchers in putouts (895), assists (95), total chances (999) and double plays (15) enroute to second Gold Glove Award ... threw out 46 of 136 (.338) runners attempting steals ... set career-highs in at-bats, runs, RBI, and stolen bases and tied career-high in homers ... had 78 RBI, most by a Pirate catcher since Manny Sanguillen's 81 in 1971 ... stole 12 bases to set a record for Pirate catchers; the old mark was 11 by Bill Fischer in 1917 ... had a career-high 18-game hitting streak (33-for-69; .478) from July 1-20 (1st game), longest by a Pirate since Tim Foli's 18-game streak in 1980 ... hit two homers and drove in a career-high six runs on August 31 at Cincinnati ... hit two grand slams ... was lone Pirate on N.L. All-Star team ... batted .304 (45-for-148) with runners in scoring position ... sustained non-displaced fracture of right thumb on April 21 at Chicago (hit by Rich Reuschel pitch), but did not miss any action ... 500th career hit came on August 9 at New York ... played 500th career game on September 13 at New York. 1985 - Won third consecutive Gold Glove Award, posting a .988 fielding pct. while leading N.L. catchers in games played (146), starts (141), assists (100), and total chances (1,034) and finishing second in putouts (922) ... became just fourth M.L. catcher in 40 years to reach the 100 mark in assists ... threw out 51 of 138 (.370) runners attempting steals and picked off five runners ... was lone Pirate representative on All-Star team ... was also named to The Sporting News' first Latin American All-Star team ... tied career-high for at-bats and stolen bases ... played first base on October 4 (2nd game), entering game in the seventh inning, the first time in M.L. career he had played a defensive position other than catcher (first time in pro career since 1976) ... career double #100 came on July 3 at New York ... collected six straight hits in back-to-back games at Cincinnati on June 4 and June 5 ... three of his 10 homers came in extra innings. 1986 - Was 11th in the N.L. in batting ... selected to the All-Star squad for the fourth time ... set a career-high in walks ... hit safely in 34 of his final 41 games (54-for-148; .365) and his .348 mark after the All-Star break (80-for-230) was the league's highest ... his 16-game hitting streak from August 26-September 16 (21-for-57; .368) was the longest of the season by a Pirate ... was charged with just two passed balls in 139 games (133 starts) and his 99 assists were one shy of his career-high set in 1985 ... threw out 58 of 165 (.352) runners attempting steals ... played four games (including two starts) at first base ... tied career-high with four hits at Chicago on September 20 ... batted .418 (23-for-55) vs the Phillies with three homers and nine RBI ... a member of the major league all-star team that toured Japan in November, he

was named MVP of the U.S. squad by the Japanese manager and coaches after batting .318 (7-for-22) with two doubles, two homers and four RBI in the seven games ... was picked as the "Most Popular Pirate" in a poll of fans.

**MISC:** One of four Pirates to win as many as three Gold Glove Awards; Clemente won 12 (1961-72); Mazerolski, eight (1958, 1960-61, 1963-67) and Parker, three (1977-79) ... name is pronounced PAIN-yuh ... wife's name is Amaris ... the couple has two children: Tony, Jr. (3/23/81) and Jennifer Amaris (2/2/84) ... graduate of Liceo Marti H.S. in Monte Cristi, D.R. ... credits mother with teaching him to play baseball; mom was an outstanding softball player ... brother Ramon has been with Detroit organization as a pitcher ... family owns a large farm in the Dominican ... admired Roberto Clemente, Manny Sanguillen and Johnny Bench as a youngster ... three of his four multiple homer games have been at Olympic Stadium ... began wearing eyeglasses on 9/29/87 and saw hitting improve during the post-season.

### T. PEÑA — COMPLETE RECORD

Year	Club	AVG.	G	AB	R	H	2B	3B	HR	RBI	BB	SO	SB
1976	Bradenton	.209	33	110	10	23	2	2	1	11	4	17	5
	Charleston	.224	14	49	4	11	2	0	1	8	4	7	0
1977	Charleston	.238	29	101	10	24	4	0	3	16	7	21	2
	Salem	.276	84	319	36	88	15	3	7	46	14	60	3
1978	Shreveport	.230	104	348	34	80	14	0	8	42	15	96	3
1979	Buffalo	.313	134	515	89	161	16	4	34	97	39	83	5
1980	Portland	.329	124	450	57	148	23	13	9	77	29	75	5
	Pittsburgh	.429	8	21	1	9	1	1	0	1	0	4	0
1981	Pittsburgh	.300	66	210	16	63	9	1	2	17	8	23	1
1982	Pittsburgh	.296	138	497	53	147	28	4	11	63	17	57	2
1983	Pittsburgh	.301	151	542	51	163	22	3	15	70	31	73	6
1984	Pittsburgh	.286	147	546	77	157	27	2	15	78	36	79	12
1985	Pittsburgh	.249	147	546	53	136	27	2	10	59	29	67	12
1986	Pittsburgh	.288	144	510	56	47	26	2	10	52	53	69	9
1987	Louisville**	.375	2	8	0	3	0	0	0	0	0	2	0
	St. Louis	.214	116	384	40	82	13	4	5	44	36	54	6
MAJOR TOTALS		.277	917	3256	347	903	153	19	68	384	210	426	48

\*\*Injury rehabilitation.

GW-RBI — 1981-4; 1982-11; 1983-2; 1984-7; 1985-7; 1986-8; 1987-3. Total: 42.

### T. PEÑA — LEAGUE CHAMPIONSHIP SERIES RECORD

Year	Club / Opp.	AVG.	G	AB	R	H	2B	3B	HR	RBI	BB	SO	SB
1987	St.L. vs S.F.	.381	7	21	5	8	0	1	0	0	3	4	1

### T. PEÑA — WORLD SERIES RECORD

Year	Club / Opp.	AVG.	G	AB	R	H	2B	3B	HR	RBI	BB	SO	SB
1987	St.L. vs Minn.	.409	7	22	2	9	1	0	0	4	3	2	1

### T. PEÑA — ALL-STAR GAME RECORD

Year	Club	AVG.	AB	R	H	2B	3B	HR	RBI	BB	SO	SB
1982	National	.000	1	0	0	0	0	0	0	0	0	1
1984	National	.000	0	0	0	0	0	0	0	0	0	0
1985	National	.000	1	0	0	0	0	0	0	0	1	0
1986	National	.000	1	0	0	0	0	0	0	0	0	0
ALL-STAR TOTALS		.000	3	0	0	0	0	0	0	0	1	1

### T. PEÑA — CAREER TRANSACTIONS

- Signed by Pittsburgh as a non-drafted free-agent, July 22, 1975.
- Traded to St. Louis for outfielder Andy Van Slyke, catcher Mike LaValliere and pitcher Mike Dunne, April 1, 1987.
- On disabled list April 11 to May 22; included rehabilitation disability assignment to Louisville, May 19 to May 22, 1987.

## T. PEÑA — CAREER FIELDING

Year	G	PO	A	E	TC	DP	PB	PCT	CS	ATT	PCT.
1980	6	38	2	2	42	0	0	.952	2	6	33%
1981	64	286	41	5	332	10	5	.985	22	61	36%
1982	137	763	89	16	868	6	10	.982	57	141	40%
1983*	149	976	90	9	1075	9	7	.992	58	169	34%
1984*	146	895	95	9	999	15	6	.991	46	136	34%
1985*	146	922	100	12	1034	9	6	.988	51	138	37%
1986	139	810	99	18	927	13	2	.981	58	165	35%
1987	112	615	51	8	674	8	14	.988	25	84	30%
<b>TOTALS</b>	<b>899</b>	<b>5305</b>	<b>567</b>	<b>79</b>	<b>5951</b>	<b>70</b>	<b>50</b>	<b>.987</b>	<b>319</b>	<b>900</b>	<b>35%</b>

## T. PEÑA — DETAILED HITTING STATISTICS

	AVG.	G	AB	H	HR	RBI
Totals	.214	116	384	82	5	44
Before ASG	.255	48	165	42	1	22
After ASG	.183	68	219	40	4	22
Night	.213	86	287	61	4	35
Day	.216	30	97	21	1	9
Grass	.167	26	90	15	0	8
Turf	.228	90	294	67	5	36
Home	.225	57	187	42	1	21
Road	.203	59	197	40	4	23
April	.100	3	10	1	0	0
May	.281	9	32	9	1	10
June	.293	25	92	27	0	9
July	.185	24	81	15	0	7
August	.176	26	85	15	2	7
Sept.-Oct.	.179	29	84	15	2	11
vs. East	.233	70	227	53	3	25
Chi	.167	14	48	8	0	2
Mtl	.256	14	43	11	2	5
NY	.278	11	36	10	0	6
Pha	.231	16	52	12	1	7
Pitt	.250	15	48	12	0	5
StL	—	—	—	—	—	—
vs. West	.185	46	157	29	2	19
Atl	.148	8	27	4	0	4
Cin	.167	8	30	5	1	3
Hou	.257	10	35	9	0	4
LA	.238	7	21	5	0	2
SD	.150	6	20	3	1	4
SF	.125	7	24	3	0	2

### 1987 HIGHS:

**Most Hits:** 3 (6/20 vs Mtl.)

**Most RBI:** 4 (8/8 at Phi.)

**Longest Hit Streak:** 7 games (5/26-6/2)

**Longest Hitless Streak:** 5 games (8/25-31)

### CAREER HIGHS:

**Most Hits:** 4, 6 times (last time 9/20/86)

**Most RBI:** 6 (8/31/84 at Chi.)

**Longest Hit Streak:** 16 games, 1986

	AVG.	AB	H	HR	RBI
<b>CAREER</b>					
vs. East	.287	1821	523	38	203
Chi	.326	374	122	3	35
Mtl	.278	378	105	16	53
NY	.268	355	95	5	35
Pha	.293	355	104	9	47
Pitt	.250	48	12	0	5
StL	.272	311	85	5	28

vs. West	.265	1435	380	30	181
Atl	.250	232	58	7	37
Cin	.285	242	69	6	35
Hou	.269	219	59	2	29
LA	.278	245	68	3	29
SD	.232	250	58	6	25
SF	.275	247	68	6	26

## MAGRANE JARGON

Cardinal left-hander Joe Magrane was a hot item among the members of the media in '87. The rookie pitcher could always be counted on to deliver a colorful quote. Listed below are some of Magrane's better quotes from '87.

- On the jets passing over Shea Stadium —  
"I sat up studying the flight patterns the night before. I just wanted to see if they were on time."
- On pitching at Candlestick Park —  
"I'll be prepared for it - our seventh grade trip was to Antarctica. Maybe I'll take a Bunsen burner out there. Maybe take some powdered food."
- On some good reading —  
"I read a good book last night. JFK - The Man and The Airport."
- On his arm injury —  
"I'll be sidelined 14 days. For you English majors, that's a fortnight."

# TERRY PENDLETON

(9)

## TERRY LEE PENDLETON

### Third Baseman

Ht: 5-9

Bats: Both

Wt: 180

Throws: Right

Age: 27 (Turns 28 on July 16)

Born: 7-16-60 at Los Angeles, California

**BECAME CARDINAL** — Seventh selection in regular phase of June, 1982, free-agent draft.

**M.L. SERVICE** — 3,075



**1987 SEASON:** Has become one of the top all-around third basemen in the National League ... recovered from a disappointing 1986 season to record career highs for hits (167), runs (82), home runs (12), RBI (96) and walks (70) ... Terry collected the Cardinals first homer of the season on April 9 at Chicago and his 12 homers were the most by a Cardinal third baseman since Ken Reitz had 17 in 1977 ... his two-out, two-run ninth inning homer that tied New York in the Sept. 11, 6-4, St. Louis win may have been biggest single hit by a Cardinal in '87 ... Pendleton's 96 RBI were the most by a St. Louis third baseman since Joe Torre had 137 in his MVP season of 1971 ... drove in his 69th RBI on August 6 at Philadelphia, equalling his career high ... Terry had 23 multiple RBI games ... put together a career best 19-game hitting streak from May 4 to May 26, .395 (30-for-76) ... his 19-game hit streak was the longest by a Cardinal since 1983 when Willie McGee hit in 19 straight games ... Pendleton had a 28-game hitting streak on the road during late May and early June ... finished the year batting .307 (89-for-290) in road games ... collected his 500th career hit on August 28 vs Atlanta ... had 46 multiple hit games including three 4-hit games ... has great range at third and teamed with Ozzie Smith to give the Cardinals one of the best left sides in baseball ... durable player who has averaged 156 games in his three full seasons with the Cardinals ... Terry started each of the Cards' first 62 games ... tied for third on the club with 19 stolen bases ... earned his first Gold Glove Award with a .949 fielding percentage ... was the first Cardinal third baseman since Ken Reitz in 1975 to win the award ... Terry led all N.L. third basemen to total chances (512), assists (369) and games (158), and was tied for second in double plays (27) ... was second on the club with 9 sacrifice flies and tied for 2nd in the N.L. ... his single during the 6th inning of Game #1 of the NLCS sparked the Cards' 5-3 victory ... was sidelined for Game #3 with a sprained ankle which he suffered in off-day workout ... returned to lineup in Game #4 ... pulled muscles in his left side while advancing from first to third in the second inning of Game #7 of NLCS ... the injury restricted him to pinch-hit and DH duty from the left side during the World Series ... was 3-for-7, .429 during the Series and batted .269 (7-for-26) during the post-season.

**CAREER HIGHLIGHTS:** **1982** - Selected by St. Louis in seventh round of June free-agent draft and signed by Cardinals' scout Steve Flores ... split season between rookie league and A ball ... earned quick promotion with a .320 average and 22 extra base hits among 58 safeties. **1983** - Was sidelined much of season with a fractured right wrist ... selected to Texas League All-Star team. **1984** - Came on the St. Louis baseball scene with a big bang after his purchase from Louisville on 7/18, going 3-for-5 in his big league debut that night vs SF ... made 65 straight starts at third base and compiled a .324 batting average, the 11th best mark by a Redbird rookie ... had 24 multiple hit games including two 4 hit games 7/27 at PIT and 9/20 vs MTL ... posted Cardinals longest hitting streak of the season, hitting safely in 14 straight, 8/31-9/12 ... earned N.L. Player of the Week, July 30-August 5, when he hit .444 (12-27), scored 6 runs, had 4 RBI and stole 4 bases in 4 attempts ... became Cardinals fifth player to steal 20 bases in 1984 when he stole his 20th on the final day of the season at CHI ... hit first M.L. home run off Cincinnati's Mario Soto on 8/22 ... played in the Puerto Rican Winter League for Mayaguez team. **1985** - Nailed down Redbirds' regular third base job in first full season in the big leagues ... hit first grand slam, at any level of his career off Pittsburgh's Rod Scurry in 6-0 Cardinal win, 4/21 ... when Mets' outfielders Heep and Blocker collided at New York on 6/9 game #2 chasing Pendleton's fly, Terry circled the bases for his second grand slam of the season ... pulled left hamstring at Chicago on 6/14 chasing Leon Durham's bloop double to left field, was placed on D.L. 6/15 and reinstated on 6/30 ... on 8/8 and 8/9, Pendleton hits 4th and 5th homers of the season, they both are solo shots coming on the tail end of back-to-back homers by Andy Van Slyke and the third baseman ... Pendleton delivers 4 GW-RBI in 6 games between 8/9-13 ... third highest GW-RBI total on club, although having only one game at the All-Star Break ... in Game 3 of L.C.S. ended Los Angeles' eighth inning when he raced 100 feet down third base line to make back-to-the-infield basket catch of Greg Brock's foul fly ... repeated virtually the same play in Game 1 of W.S. racing down in foul territory to snare Steve Balboni's pop foul, then whirling and throwing a strike to home plate to double-up Jim

Sundberg trying to score . . . in Game 2 of W.S. delivered two-out, bases loaded, ninth inning double to drive in three runs and rally St. Louis to a 4-2 victory. **1986** - Established himself as one of the premier defensive third basemen in baseball . . . led N.L. third sackers in games (156), putouts (133), assists (371), total chances (524) and double plays (36) . . . his 371 assists established a new record for most assists by a St. Louis third baseman . . . played in 157 of first 158 games . . . was in the starting lineup for other game, but had to be scratched with hamstring injury on 5/25 vs ATL just prior to game time that ended a 127 consecutive games played streak . . . didn't make first error of season until 4/30 (18th game of season) . . . recorded 1000th career at-bat, 6/7 vs CHI . . . had a 10-game hitting streak (16-for-40; .400) from 7/26-8/5, tying with Herr for club honors in '86 . . . had two four-hit games equalling career high on 8/8 and 9/3 . . . led club in games (159) and sacrifice flies (7) . . . set personal highs in games, at-bats, hits, 2B and tied high in runs . . . hit career best .271 from right side of plate . . . was 24-for-30 (80%) in steal attempts.

**MISC:** Graduated from Channel Island High School, Oxnard, CA, in 1978 where he lettered in baseball (All-League, MVP, All-C.I.F., Southern Sect.), football and basketball . . . attended Oxnard J.C. for two years and Fresno State University for two years, majoring in Physical Education . . . as a senior at Fresno State played the outfield and hit .397 with 12 HR and 65 RBI . . . was named third team All-American . . . grew up a Dodger fan . . . in the fall of 1984 married the former Catherine Grindulo Marguez . . . enjoys playing basketball, bowling and listening to music of all kinds.

### PENDLETON — COMPLETE RECORD

Year	Club	AVG.	G	AB	R	H	2B	3B	HR	RBI	BB	SO	SB
1982	Johnson City	.321	43	181	38	58	14	4	4	27	12	28	13
	St. Petersburg	.261	20	69	4	18	2	1	1	7	2	18	1
1983	Arkansas	.276	48	185	29	51	10	3	4	20	9	26	7
1984	Louisville	.297	91	330	52	98	23	5	4	44	24	51	6
	St. Louis	.324	67	262	37	85	16	3	1	33	16	32	20
1985	St. Louis	.240	149	559	56	134	16	3	5	69	37	75	17
1986	St. Louis	.239	159	578	56	138	26	5	1	59	34	59	24
1987	St. Louis***	.286	159	583	82	167	29	4	12	96	70	74	19
MAJOR TOTALS		.264	534	1982	231	524	87	15	19	257	157	240	80

GW-RBI — 1984-4; 1985-12; 1986-6; 1987-9. Total: 31.

\*\*\*Gold Glove Winner.

### PENDLETON — LEAGUE CHAMPIONSHIP SERIES RECORD

Year	Club / Opp.	AVG.	G	AB	R	H	2B	3B	HR	RBI	BB	SO	SB
1985	St.L. vs L.A.	.208	6	24	2	5	1	0	0	4	1	3	0
1987	St.L. vs S.F.	.211	6	19	3	4	0	1	0	1	0	6	0
LCS TOTALS		.209	12	43	5	9	1	1	0	5	1	9	0

### PENDLETON — WORLD SERIES RECORD

Year	Club / Opp.	AVG.	G	AB	R	H	2B	3B	HR	RBI	BB	SO	SB
1985	St.L. vs K.C.	.261	7	23	3	6	1	1	0	3	3	2	0
1987	St.L. vs Minn.	.429	3	7	2	3	0	0	0	1	1	1	2
W.S. TOTALS		.300	10	30	5	9	1	1	0	4	4	3	2

### PENDLETON — CAREER TRANSACTIONS

- Selected by St. Louis Cardinals' organization in 7th round of free-agent draft, June 7, 1982.
- On disabled list, April 8 to May 23 and July 16 to September 5, 1983.
- On disabled list, June 15 to June 30, 1985.

### PENDLETON — CAREER FIELDING

Year	G	PO	A	E	TC	DP	PCT.
1984	66	59	155	13	227	10	.943
1985	149	129	361	18	508	26	.965
1986	156	133	371	20	524	36	.962
1987	158	117	369	26	512	27	.949
TOTALS	529	438	1256	77	1771	99	.957

## PENDLETON — SWITCH-HITTING RECORD

Year		AVG.	AB	H	2B	3B	HR	RBI	BB	SO
1984	LH	.358	173	62	10	2	1	26	13	23
	RH	.258	89	23	6	1	0	7	3	9
1985	LH	.244	389	95	10	3	3	48	30	55
	RH	.229	170	39	6	0	2	21	7	20
1986	LH	.220	368	81	14	2	1	32	18	44
	RH	.271	210	57	12	3	0	27	16	15
1987	LH	.259	375	97	20	3	8	58	52	55
	RH	.337	208	70	9	1	4	38	18	19
CAREER	LH	.257	1305	335	54	10	13	164	113	177
TOTALS	RH	.279	677	189	33	5	6	93	44	63

## PENDLETON — DETAILED HITTING STATISTICS

	AVG.	G	AB	H	HR	RBI
Totals	.286	159	583	167	12	96
Before ASG	.315	85	333	105	7	52
After ASG	.248	74	250	62	5	44
Night	.278	106	381	106	5	57
Day	.302	53	202	61	7	39
Grass	.316	42	158	50	6	28
Turf	.275	117	425	117	6	68
Home	.266	79	293	78	5	44
Road	.307	80	290	89	7	52
April	.309	20	81	25	1	8
May	.324	27	108	35	1	20
June	.287	26	94	27	3	15
July	.307	27	101	31	3	18
August	.277	28	94	26	2	25
Sept.-Oct.	.219	31	105	23	2	10

### 1987 HIGHS:

**Most Hits:** 4 (9/20 vs Chi.).  
**Most RBI:** 4, twice.  
**Longest Hit Streak:** 19 games (5/4-25).  
**Longest Hitless Streak:** 3 games, 7 times.

### CAREER HIGHS:

**Most Hits:** 4, 5 times (last time 9/20/87).  
**Most RBI:** 4, 3 times (last time 8/2/87 vs Pitt.).  
**Most SB:** 2, 4 times (last time 4/27/86 vs NY).  
**Longest Hit Streak:** 19 games, 1987.  
**Grand Slam:** 2 times (last time 6/9/85 (2) at NY).

	AVG.	CAREER				RBI
		AB	H	HR		
vs. East	.262	1115	297	13	128	
Chi	.275	191	53	5	17	
Mil	.167	218	56	0	17	
NY	.266	237	56	3	24	
Pha	.283	221	56	2	29	
Pitt	.328	248	76	3	41	
vs. West	.316	867	227	6	129	
Atl	.277	147	43	0	26	
Cin	.256	159	44	1	30	
Hou	.308	150	32	0	18	
LA	.279	142	33	1	18	
SD	.404	136	41	1	17	
SF	.362	133	34	3	20	

# OZZIE SMITH

(1)

## OSBORNE EARL SMITH

### Shortstop

Ht: 5-10

Bats: Both

Wt: 155

Throws: Right

Age: 33

Born: 12-26-54 at Mobile, Alabama

**BECAME CARDINAL** — Acquired February 10, 1982, in trade with San Diego for shortstop Garry Templeton.

**M.L. SERVICE** — 10.000



**1987 SEASON:** In his 10th season of Major League play, Ozzie posted numbers that earned him strong consideration among MVP candidates . . . finished runner-up in the voting for N.L. MVP and his point total was the highest by a N.L. shortstop since Maury Wills won the MVP Award in 1962 . . . undertook extensive off-season conditioning program that gave him

added bulk and endurance . . . after a slow start caused by a sprained ankle suffered in early April, Ozzie raised his average from .172 to .291 (48-for-143; .336) during the course of 36 games . . . reached the .300 mark in batting for the first time in his career with a .303 mark . . . his 75 RBI without hitting a homer were the most by a Cardinal since Mill Stock's 76 RBI without a homer in 1920 . . . the 75 RBI surpassed his previous season high of 54 RBI in 1985 and '86 . . . finished third in the N.L. in hits (182), tied for second in doubles (40), first in sacrifice bunts (12) and was among league leaders in average (.303), stolen bases (43) and walks (89) . . . his 182 hits and 40 doubles were career bests . . . the 40 doubles were the most by a St. Louis shortstop since Dick Groat had 43 in 1963 . . . hit his 200th career double on July 23 at Los Angeles . . . was top vote-getter in fan balloting for the All-Star game with 1,215,183 votes . . . he was the first Cardinal player to ever receive the top vote honors . . . made his fifth straight start and seventh appearance in the All-Star contest . . . Ozzie's 10 errors equalled his career low for fewest errors in a season . . . his 43 stolen bases were second on the club to Vince Coleman's M.L. high 109 . . . they were also the most for the "Wizard" since he became a Cardinal (had 35 in 1984) and are the most ever by a Cards shortstop . . . had a career best 9 GWRBI and batted .273 (47-for-172) with runners in scoring position . . . his 158 games were second to Terry Pendleton's 159 . . . scored 100 runs for the first time in his career with 104 tallies . . . Ozzie had a better batting average on grass (.317) than he did on artificial turf (.298) . . . was second on the club with 25 infield hits . . . had 51 multiple hit games including two 4-hit contests . . . 32 of Ozzie's 75 RBI scored Vince Coleman . . . scored a run in 12 of 13 games from May 16 to May 30 . . . was named to The Sporting News and UPI National League All-Star teams . . . was named to The Sporting News Silver Slugger team for the first time in his career . . . ranked 6th among N.L. base thieves with a .827 stolen base pct. . . . struck out just once every 16.67 at-bats which was 4th among National Leaguers . . . was rated best defensive infielder and bunter in the N.L. in a poll of major league managers . . . won his eighth straight Gold Glove Award . . . led National League shortstops in fielding percentage (.987 - career best), games (158), assists (516), total chances (771) and double plays (111) . . . set major league record for most years with 500 or more assists by a shortstop with 7 . . . his .987 fielding pct. equalled Larry Bowa for highest fielding average (season) in N.L. history for a shortstop with 150 or more games played . . . has led the N.L. in assists for 5 consecutive seasons . . . played 33 consecutive errorless games from 8/3-9/7 . . . had a season-high 11 assists on 8/13 vs PHI . . . reached base safely in 5 of 7 World Series games . . . had two stolen bases in W.S. Game #5 . . . was 6-for-19; .316 battling left-handed during the Series . . . was one of 5 Cardinals to appear in all 14 post-season games.

**CAREER HIGHLIGHTS: 1977** - Selected by San Diego in fourth round of June free-agent draft and signed by Padres' scouts Cliff Ditto and Bob Fontaine . . . led Northwest League shortstops in assists (254), double plays (40) and fielding pct. (.943) . . . led loop in stolen bases with 30 . . . during the off-season caught the eye of Padres brass with .323 avg. in Arizona Instructional League. **1978** - Became SD regular shortstop after only 68 games in the minor leagues . . . played in 159 games, leading the league in sacrifice hits with 28 and finishing 4th in stolen bases with 40 . . . was runner-up to Atlanta's Bob Horner for Rookie of the Year honors. **1979** - Led N.L. shortstops with 555 assists . . . was League's 5th toughest hitter to fan (1 every 17.54 AB). **1980** - Capped a sensational defensive season at shortstop by winning his first Gold Glove after setting a new major league record for assists by a shortstop . . . set the new mark September 26 vs Dodgers when he surpassed a mark Pittsburgh's Glenn Wright had established in 1924. Wright's mark was 601 assists and Oz finished the season with 621 . . . also participated in more double plays than any other N.L. shortstop . . . may have set the stage for his season by handling 16 total chances, including 12 assists, April 12 vs SF . . . joined with Gene Richards and Jerry Mumphrey to become the first trio in N.L. history to all steal 50 bases in same season - Smith (57), Richards (61), Mumphrey (52) . . . led league with 23 sacrifice hits. **1981** - Played in all 110 games, tying for N.L. high . . . league leader in at-bats with 450 . . . led N.L. shortstops in assists, total chances and fielding pct. **1982** - Was the N.L.'s best shortstop on a percentage basis, won his third straight Gold Glove and led the league in assists for the fourth straight year . . . 984 fielding percentage is a Cardinal season record for a shortstop . . . not only did he maintain his level of performance on the field, but Ozzie also emerged as a solid hitter after working with Cardinal coaches at spring training on developing his swing to take advantage of Busch's artificial turf . . . after missing only 13 games in his first four major league seasons, Smith was sidelined for 18 days late in the year due to a hematoma of his right thigh . . . Smith set a 7-game World Series record for most putouts by a shortstop with 22. In 1981 Smith maintained his level of near perfect performances in the field; his .976 fielding percentage was best in the league . . . led the National League in chances with 658 and in games played with 110 . . . was named one of St. Louis' Baseball Men of the Year by the local BBWAA Chapter . . . voted to UPI and Sporting News post-season All-Star team. **1983** - Was the league's best shortstop in terms of putouts and total chances even though for the first time in five years he was edged out of the lead in the assist category, finished behind Houston's Dickie Thon . . . led the 1983 Cardinals in games played, was second in sacrifice hits and walks and third in doubles, triples, stolen bases and game-winning RBI. **1984** - Was recognized as the National League's premier shortstop on A.P., U.P.I., and The Sporting News post-season teams, and for the second consecutive season was voted the N.L.'s starting shortstop on the All-Star team . . . did not win this wide acclaim on past reputation

either, he earned it on the field, leading the N.L. in fielding pct. (.982), while committing a career low 12 errors . . . also sparked the Cardinals with his bat and speed, his .314 mark from the right side of the plate was tops in his career and his 11 sacrifices led the team. On the basepaths, Ozzie was one of the league's most successful thieves making good on 35 of 42 stolen base attempts, a success rate of 83% . . . was also one of the most difficult players to strikeout, averaging a strikeout only every 28.5 plate appearances . . . missed a month of the season when he was hit by a Ed Whitson pitch July 13 that fractured the ulna bone in his right wrist. Returned from the disabled list August 20 in grand fashion going 2-for-4 (double, triple) . . . thrilled opening night crowd with his traditional season opening pre-game backflip, and then closed the evening's festivities with a three-run homer to defeat Pittsburgh, 4-1 . . . finished 10th in N.L. stolen bases (35). **1985** - Prior to home opener, April 15, Cardinals end weeks of trade rumors and speculation by signing Smith to a four year contract extension. Ozzie pays immediate dividend on Redbird investment with 2-for-3 outing in opener and his first home run of season . . . goes through month of April flawless at shortstop, does not commit first error of season until May 4 . . . on June 20, appearing to be a shoe-in for selection to third straight starting assignment at the All-Star Game, Ozzie vows to raise his batting average which stands at .242 before the mid-summer classic. He meets goal by hitting in 19 of next 22 games (22-for-75; .427), raising his average to .290 at the All-Star Break. In the All-Star Game, Smith is the only N.L. player to play the entire game. Six homers on season raises career total to 13, with all 13 coming from the right side of the plate for the switch-hitter . . . continues to be among the leagues toughest batters to strikeout with only 27 Ks in 615 plate appearances one every 22.7 times . . . started 158 games at shortstop . . . tops N.L. shortstops in putouts, assists, total chances and fielding pct. . . . ties major league record held by Owen Busch and Don Kessinger for most seasons (6) with 500 or more assists 1978, '79, '80, '82, '83, '85 . . . ties Michael Doolan's N.L. record for years leading league in assists (5) . . . has at least one hit in each of 6 L.C.S. games . . . hits first left-handed home run in 3,009 professional at-bats off Tom Niedenfuer in ninth inning of Game 5 giving St. Louis a 3-2 win . . . named Most Valuable Player of National League Championship Series . . . post-season awards included sixth consecutive Gold Glove Award at short and selection on Sporting News and UPI N.L. All-Star teams. **1986** - Was the Cardinals' most consistent player leading the team's regulars with a career high .280 average and winning his 7th straight Gold Glove for fielding excellence at shortstop . . . in four plate appearances on 5/1 at SD had a single, double, two walks, stole three bases and scored all three of the Cardinals runs in a 4-3 loss to Padres . . . had a nine-game hitting streak (11-for-34; .324) from 5/3-14 . . . notched seventh career four-hit game on 6/2 at HOU . . . set a personal record with 44-game errorless streak from 7/23-9/15 . . . stole his 150th base as a Cardinal, 8/12 at MTL . . . scored a run in eight straight games from 8/30-9/7 . . . on 9/7 at HOU played his 701st game at shortstop for St. Louis moving into third place on Cards all-time games played by shortstop list behind Dal Maxvill (1054) and Marty Marion (1492) . . . that day also stole 300th career base . . . had hit in 9 of last 10 games (15-for-30; .500) from 9/24-10/5 . . . Smith's fine season was recognized in a number of ways . . . received the fourth highest number of votes in fan balloting for All-Star game and made his fourth straight start . . . named shortstop on The Sporting News and U.P.I. post-season N.L. All-Star teams . . . was club leader in average, hits and walks . . . tied career high in RBI and had career bests in average and walks . . . was sixth in N.L. in walks and seventh in on-base pct. (.376) . . . was again toughest batter in league to strikeout (1 in 19.4 AB) . . . was on-base by hit or walk in 119 of 144 (83%) starts . . . was 31 of 38 (82%) in steal attempts, tied for seventh best success rate in N.L. . . . marked fifth straight season with 25 or more steals . . . led N.L. shortstops for third straight year in fielding pct. (.978) and tied for loop lead in double plays (96).

**MISC:** Married the former Denise Jackson (11/1/80) . . . the couple have two children, Osborne Earl, Jr. (O.J.) born 4/28/82 and Dustin Cameron born 1/24/87 . . . A panel of California fashion experts named Ozzie as one of the 10 best casually dressed men of America in 1982 along with such notables as Alexander Haig and Johnny Carson . . . graduated from California State Poly (San Luis Obispo) where he had a fine collegiate career . . . played for an All-Star College club between his junior and senior years, and went with them to Taiwan for an international tournament. The team wound-up in second place with Smith being named the tournament's MVP . . . was nominated for the N.A.A.C.P. Image Award for Sportsmanship, Humanitarianism and Community Activities in 1983 . . . named to the 1986 Father of the Year Honors group by the National Father's Day Committee . . . is a tireless worker for charity causes including Red Cross, Multiple Sclerosis, March of Dimes and Annie Malone Childrens Home . . . one of 24 Major League All-Stars chosen to play seven-game series in Japan against Japanese All-Star team following 1986 season . . . played in all seven games and went 5-for-15; .333 . . . had a movie produced about him (Ozzie - The Movie) during the 1987 season . . . has written a book that is to come out this spring . . . was named St. Louis' No. 1 Sports Figure of 1987 by St. Louis area sportswriters . . . enjoys listening to jazz, word puzzles and backgammon.

### SMITH — COMPLETE RECORD

Year	Club	AVG.	G	AB	R	H	2B	3B	HR	RBI	BB	SO	SB
1977	Walla Walla	.303	68	287	69	87	10	2	1	35	40	12	30
1978	San Diego	.258	159	590	69	152	17	6	1	46	47	43	40
1979	San Diego	.211	156	587	77	124	18	6	0	27	37	37	28
1980	San Diego	.230	158	609	67	140	18	5	0	35	71	49	57
1981	San Diego	.222	110†	450*	53	100	11	2	0	21	41	37	22
1982	St. Louis	.248	140	488	58	121	24	1	2	43	68	32	25
1983	St. Louis***	.243	159	552	69	134	30	6	3	50	64	36	34
1984	St. Louis***	.257	124	412	53	106	20	5	1	44	56	17	35
1985	St. Louis***	.276	158	537	70	148	22	3	6	54	65	27	31
1986	St. Louis***	.280	153	514	67	144	19	4	0	54	79	27	31
1987	St. Louis***	.303	158	600	104	182	40	4	0	75	89	36	43
MAJOR TOTALS		.253	1475	5339	687	1351	219	42	13	449	617	309	346

\*Led League

\*\*\*Gold Glove Winner.

†Tied for League Lead

GW-RBI — 1980-5; 1981-4; 1982-7; 1983-7; 1984-5; 1985-5; 1986-5; 1987-9.

Total: 47.

### SMITH — LEAGUE CHAMPIONSHIP SERIES RECORD

Year	Club / Opp.	AVG.	G	AB	R	H	2B	3B	HR	RBI	BB	SO	SB
1982	St.L. vs Atl.	.556	3	9	0	5	0	0	0	3	3	0	1
1985	St.L. vs L.A.	.435	6	23	4	10	1	1	1	3	3	1	1
1987	St.L. vs S.F.	.200	7	25	2	5	0	1	0	1	3	4	0
L.C.S. TOTALS		.351	16	57	6	20	1	2	1	7	9	5	2

### SMITH — WORLD SERIES RECORD

Year	Club / Opp.	AVG.	G	AB	R	H	2B	3B	HR	RBI	BB	SO	SB
1982	St.L. vs. Mil.	.208	7	24	3	5	0	0	0	1	3	0	1
1985	St.L. vs. K.C.	.087	7	23	1	2	0	0	0	0	4	0	1
1987	St.L. vs Minn.	.214	7	28	3	6	0	0	0	2	2	3	2
W.S. TOTALS		.173	21	75	7	13	0	0	0	3	9	3	4

### SMITH — ALL-STAR GAME RECORD

Year	Club	AVG.	AB	R	H	2B	3B	HR	RBI	BB	SO	SB
1981	National	.000	0	0	0	0	0	0	0	2	0	0
1982	National	.000	0	0	0	0	0	0	0	0	0	0
1983	National	.500	2	1	1	0	0	0	0	0	0	0
1984	National	.000	3	0	0	0	0	0	0	0	0	1
1985	National	.000	4	0	0	0	0	0	0	0	0	0
1986	National	.000	1	0	0	0	0	0	0	0	0	0
1987	National	.000	2	0	0	0	0	0	0	0	0	0
ALL-STAR TOTALS		.083	12	1	1	0	0	0	0	2	0	1

### SMITH — CAREER FIELDING

Year	G	PO	A	E	TC	DP	PCT.	
1978	159	264	548	25	837	98	.970	
1979	155	256	555	20	831	86	.976	
1980	158	288	621	24	933	113	.974	
1981	110	220	422	16	658	72	.976	
1982	139	279	535	13	827	101	.984	
1983	158	304	519	21	844	100	.975	
1984	124	233	437	12	682	94	.982	
1985	158	264	549	14	827	111	.983	
1986	144	229	453	15	697	96	.978	
1987	158	245	516	10	771	111	.987	
TOTALS		1463	2582	5155	170	7907	982	.979

## SMITH — CAREER TRANSACTIONS

- Selected by Detroit Tigers' organization in 7th round of free-agent draft, June 8, 1976.
- Selected by San Diego Padres' organization in 4th round of free-agent draft, June 7, 1977.
- Traded to St. Louis Cardinals for shortstop Garry Templeton, February 11, 1982.
- On disabled list, July 14 to August 19, 1984.

## SMITH — DETAILED HITTING STATISTICS

	AVG.	G	AB	H	HR	RBI					
Totals	.303	158	600	182	0	75					
Before ASG	.301	84	316	95	0	46					
After ASG	.306	74	284	87	0	29					
Night	.311	108	411	128	0	44					
Day	.302	53	202	61	7	39					
Grass	.317	42	164	52	0	23					
Turf	.298	116	436	130	0	52					
Home	.287	79	286	82	0	36					
Road	.318	79	314	100	0	39					
April	.185	18	65	12	0	6					
May	.350	27	103	36	0	17					
June	.301	27	103	31	0	19					
July	.294	27	102	30	0	13					
August	.316	29	114	36	0	13					
Sept.-Oct.	.327	30	113	37	0	7					
							CAREER				
							AVG.	AB	H	HR	RBI
vs. East	.291	86	329	96	0	36	.257	2680	688	7	241
Chi	.271	18	70	19	0	12	.280	510	143	1	56
Mtl	.397	18	68	27	0	11	.259	509	132	2	47
NY	.224	16	58	13	0	4	.228	457	104	0	29
Pha	.254	18	67	17	0	4	.256	504	129	2	42
Pitt	.303	16	66	20	0	5	.274	514	141	2	59
StL	—	—	—	—	—	—	.210	186	39	0	8
vs. West	.317	72	271	86	0	39	.249	2659	663	6	208
Atl	.420	12	50	21	0	7	.270	499	135	2	43
Cin	.444	12	45	20	0	11	.262	473	124	0	38
Hou	.190	12	42	8	0	8	.242	484	117	0	31
LA	.400	12	40	16	0	7	.240	487	117	0	33
SD	.222	12	45	10	0	4	.248	234	58	1	18
SF	.224	12	49	11	0	2	.330	482	159	3	45

**1987 HIGHS:**  
**Most Hits:** 4, twice. **Most RBI:** 4, twice. **Most SB:** 2, 5 times. **Longest Hit Streak:** 11 games (6/24-7/5). **Longest Hitless Streak:** 3 games, 5 times. **Longest Errorless Streak:** 33 games (8/3-9/7).  
**CAREER HIGHS:**  
**Most Hits:** 4, 9 times (last time 8/5/87). **Most RBI:** 4, 3 times (last time 6/7/87). **Most SB:** 3, 5 times (last time 5/1/86). **Longest Hit Streak:** 14 games, 1981. **Last HR:** 9/29/85 at Mtl. off Schatzeder.

## SMITH — SWITCH-HITTING RECORD

Year		AVG.	AB	H	2B	3B	HR	RBI	BB	SO
1978	LH	.289	395	114	10	5	0	37	34	32
	RH	.195	195	38	7	1	1	9	13	11
1979	LH	.212	410	87	9	5	0	19	24	26
	RH	.209	177	37	9	1	0	8	13	11
1980	LH	.231	464	107	13	4	0	30	50	40
	RH	.228	145	33	5	1	0	5	21	9
1981	LH	.251	311	78	9	2	0	15	29	23
	RH	.158	139	22	2	0	0	6	12	14
1982	LH	.242	322	78	13	1	0	24	53	20
	RH	.259	166	43	11	0	2	19	15	12
1983	LH	.248	399	99	22	2	0	32	43	21
	RH	.229	153	35	8	4	3	18	21	15
1984	LH	.234	291	68	11	3	0	33	34	11
	RH	.248	121	30	9	2	1	11	22	6
1985	LH	.264	375	99	10	3	0	34	36	13
	RH	.302	162	49	12	0	6	20	29	14
1986	LH	.282	312	88	11	4	0	40	48	18
	RH	.277	202	56	8	0	0	14	31	9
1987	LH	.334	380	127	25	4	0	46	56	24
	RH	.250	220	55	15	0	0	29	33	12
CAREER	LH	.258	3659	945	133	33	0	310	407	228
TOTALS	RH	.237	1680	398	86	9	13	139	210	113

## NATIONAL LEAGUE MVP VOTING

Voting for the 1987 National League Most Valuable Player Award with total points, based on a 14-9-8-7-6-5-4-3-2-1 basis and places on each ballot:

Player, Club	Pts	1	2	3	4	5	6	7	8	9	10
Andre Dawson, Chi	269	11	11	2	0	0	0	0	0	0	0
<b>Ozzie Smith, StL</b>	<b>193</b>	<b>9</b>	<b>1</b>	<b>2</b>	<b>1</b>	<b>3</b>	<b>1</b>	<b>2</b>	<b>0</b>	<b>1</b>	<b>2</b>
<b>Jack Clark, StL</b>	<b>186</b>	<b>3</b>	<b>4</b>	<b>6</b>	<b>4</b>	<b>3</b>	<b>1</b>	<b>1</b>	<b>1</b>	<b>1</b>	<b>0</b>
Tim Wallach, Mon	165	1	4	7	5	1	1	2	1	1	0
Will Clark, SF	128	0	1	4	4	2	4	3	4	1	1
Darryl Strawberry, NY	95	0	0	0	2	6	5	2	2	3	0
Tim Raines, Mon	80	0	1	0	3	1	4	3	3	1	1
Tony Gwynn, SD	75	0	2	1	2	3	1	1	0	1	6
Eric Davis, Cin	73	0	0	1	3	2	0	2	6	3	0
Howard Johnson, NY	42	0	0	1	0	1	1	4	1	1	2
Dale Murphy, Atl	34	0	0	0	0	0	1	2	4	3	3
<b>Vince Coleman, StL</b>	<b>20</b>	<b>0</b>	<b>0</b>	<b>0</b>	<b>0</b>	<b>1</b>	<b>0</b>	<b>1</b>	<b>2</b>	<b>1</b>	<b>2</b>
Juan Samuel, Phil	19	0	0	0	0	1	0	1	0	3	2
Mike Schmidt, Phil	13	0	0	0	0	0	2	0	0	1	1
Pedro Guerrero, LA	12	0	0	0	0	0	2	0	0	1	0
Steve Bedrosian, Phil	6	0	0	0	0	0	0	0	0	2	2
Milt Thompson, Phil	4	0	0	0	0	0	0	1	0	0	0
Bill Doran, Hou	1	0	0	0	0	0	0	0	0	0	1
<b>Terry Pendleton, StL</b>	<b>1</b>	<b>0</b>	<b>0</b>	<b>0</b>	<b>0</b>	<b>0</b>	<b>0</b>	<b>0</b>	<b>0</b>	<b>0</b>	<b>1</b>

## OZZIE'S FAVORITE DEFENSIVE PLAYS

Date	Situation	Defensive Gem
1. 4/20/78 vs ATL	4th Inning, 2 Out	Jeff Burroughs ground ball up middle, dives to left, ball carooms up in air but Ozzie grabs bare-handed and throws Burroughs out at first.
2. 8/4/86 vs. PHI	9th Inning, 1 Out	Von Hayes hits shallow fly ball to leftfield, outfielder dives headlong toward infield while Ozzie dives head long toward outfield and catches ball with basket catch.
3. 8/6/86 vs PHI	3rd Inning, 1 Out, 1 On	With Ron Reynolds running from first-on play, Gary Redus hits infield single to Ozzie, instead of throwing to first, Ozzie throws behind Reynolds who had rounded third base and is tagged out.

## OZZIE'S HITS DELIVER

The following players hit 20 or more homers in 1987 without driving in as many runs as Ozzie Smith. Ozzie had 75 RBI without the benefit of a homer last season. His 75 RBI without the aid of a HR were the most by a Cardinal since 1920, when Milt Stock had 76 RBI without a home run.

Player	Club	HR	RBI
Fred McGriff	TOR	20	43
Bo Jackson	KC	22	53
Barry Bonds	PIT	25	59
Nick Esasky	CIN	22	59
Ellis Burks	BOS	20	59
Steve Balboni	KC	24	60
Fred Lynn	BALT	23	60
Leon Durham	CHI (N)	27	63
Kal Daniels	CIN	26	64
Jack Howell	CAL	23	64
Ken Phelps	SEA	27	68
Brook Jacoby	CLEV	32	69
Kevin Mitchell	SD/SF	22	70
Carlton Fisk	CHI (A)	23	71
Chet Lemon	DET	22	72
John Shelby	LA	22	72
Ozzie Virgil	ATL	20	72

# RAY STEPHENS

(54)

## CARL RAY STEPHENS

### Catcher

Ht: 6-0

Bats: Right

Wt: 190

Throws: Right

Age: 25

Born: 9-22-62 at Houston, Texas

**BECAME CARDINAL** — St. Louis' 7th selection in the regular phase of the June, 1985, free-agent draft.

**M.L. SERVICE** — 0.000



**1987 SEASON:** Batted over .250 for the first time since 1985 season at Erie (A), when he batted .290 ... 28 of his 77 hits at Arkansas (36%) went for extra bases ... established career highs for hits (77), doubles (20) and stolen bases (6) ... had a season-high eight game hitting streak from June 5-13 ... was promoted to Louisville (AAA) on August 21 and batted .133 in nine games with the Redbirds ... played for Cardinals' entry in the 1987 Florida Instructional League ... batted .158 in 24 games during Instructional League play.

**CAREER HIGHLIGHTS: 1985** - Selected by St. Louis in the seventh round of the regular phase during the June, 1985, free-agent draft and was signed by Cardinals' scout Marty Maier ... batted .290 in nine games at Erie (A) before earning promotion to Savannah. **1986** - Started the year at Savannah where he batted .218 with 13 HR's and 56 RBI ... was selected to play on the 1986 South Atlantic League All-Star Team ... promoted to Louisville towards the end of the season, where he batted .194 in 12 games at the Triple-A level ... played for Cardinals' entry in the 1986 Florida Winter Instructional League, where he appeared in 23 games and had a .179 batting average.

**MISC:** Graduated from Bradley Central H.S., Cleveland, Tennessee in 1981 ... lettered in baseball (All-District and All-State) and football (All-District) ... attended Middle Georgia J.C. for 2 years and attended Troy State University for 2 years ... majored in criminal justice ... lettered in baseball at both schools ... was NCAA Division II All-American selectee while at Troy State.

### STEPHENS — COMPLETE RECORD

Year	Club	AVG.	G	AB	R	H	2B	3B	HR	RBI	BB	SO	SB
1985	Erie	.290	9	31	3	9	1	1	1	5	7	6	0
	Savannah	.205	39	127	11	26	6	0	0	6	14	32	1
1986	Savannah	.218	95	325	52	71	10	0	13	56	57	76	2
	Louisville	.194	12	31	2	6	1	0	1	2	1	13	0
1987	Arkansas	.251	100	307	35	77	20	0	8	42	37	68	6
	Louisville	.133	9	30	1	4	0	0	0	2	5	9	0

# SCOTT TERRY

(37)

## SCOTT RAY TERRY

### Pitcher

Ht: 5-11

Bats: Right

Wt: 195

Throws: Right

Age: 28

Born: 11-21-59 at Hobbs, New Mexico

**BECAME CARDINAL** — Acquired September 3, 1987, as the player to be named later in a trade with the Cincinnati Reds for pitcher Pat Perry.

**M.L. SERVICE** — 1.003



**1987 SEASON:** Enjoyed a fine season at Nashville, posting 11-10 mark with a 3.96 ERA ... finished second in the American Association in pitching and was one of only two American Association pitchers to have an ERA less than 4.00 (Pascual Perez, Indianapolis - 3.79) ... led the league in complete games (10) and innings pitched (182), and tied for second with 11 wins ... his 91 strikeouts were second on the club to Jeff Montgomery's 121

... averaged 4.5 strikeouts per nine innings pitched ... had close to a 2:1 strikeouts to walks ratio ... was traded to the Cardinals on September 3 as player to be named later in a trade for pitcher Pat Perry ... was used extensively as a middle reliever during the final month of the season, appearing in 11 games with the Cardinals during the pennant stretch drive ... pitched 3-2/3 scoreless innings at Philadelphia on Sept. 15, allowing just one hit in 4-3 St. Louis victory ... averaged 6.1 strikeouts per 9 innings during his 11 relief appearances ... opponents were 13-for-50; .260 vs the right-hander ... allowed runs in just three of his 11 outings with the Cardinals.

**CAREER HIGHLIGHTS: 1980** - Selected by the Cincinnati Reds during the 12th round of free-agent draft and signed by Fred Uhlman ... was assigned to Billings where he batted .259. **1981** - Spent the season at Cedar Rapids and collected a career-high 5 HR's and 10 SB. **1982** - Posted career highs for home runs (12) and RBI (54) in his second season at Cedar Rapids. **1983** - After spending the first 3½ seasons of his pro career as an outfielder, Terry was switched to pitching in the middle of the season to take advantage of his strong arm ... worked primarily in relief ... It was his first pitching since he had relieved a few times during his junior season at Southwestern University. **1984** - Became a starting pitcher with spectacular results as managers voted him the best pitching prospect in the Eastern League ... he was named to the All-Star team, led the league in ERA and shutouts and was second in wins and complete games, even though he was promoted to Wichita in late July ... he allowed only one homer in 144 innings at Vermont ... Terry had a knee injury that required surgery after two starts for Wichita. **1985** - After a slow start, Terry became one of Denver's most dependable starters as he shared the American Association lead in games started and was third in innings pitched ... after the first two months of the season, he had a 10-2 record and a 3.92 ERA ... he sparked Denver's bid for the playoffs by allowing just one run in 17 innings in winning his last two starts. **1986** - Terry got the thrill of a lifetime on Sept. 21 when he recorded his first major league victory ... pitching in front of 38,747 fans at Riverfront Stadium on Tony Perez Day, he pitched 2 shutout innings as the Reds rallied late to beat Los Angeles, 8-4 ... had the usual ups-and-downs of a rookie in his first taste of major league life ... got off to a good start, compiling a 1.35 ERA for 8 relief appearances in the first 6 weeks of the season ... lacked consistency after that and eventually returned to Denver for several weeks, where he helped the Zephyrs with a win, 2 saves and 2.33 ERA.

**MISC:** Scott is married to the former Diane Ventresca ... the couple live in Pleasanton, TX ... played three years of college baseball at Southwestern University in Texas and returned there to earn his degree in 1982.

### TERRY — COMPLETE RECORD

Year	Club	AVG.	G	AB	R	H	2B	3B	HR	RBI	BB	SO	SB
1980	Billings	.259	67	251	39	65	9	3	4	45	27	75	7
1981	Cedar Rapids	.194	113	351	32	68	9	0	5	31	39	94	10
1982	Cedar Rapids	.254	108	335	50	85	16	3	12	54	34	102	13
1983	Tampa	.238	66	105	14	25	6	2	0	12	12	28	0

### TERRY — PITCHING RECORD

Year	Club	W-L	ERA	G	GS	CG	SHO	SV	IP	H	R	ER	BB	SO
1983	Tampa	3-3	4.25	30	6	0	0	6	59.1	60	34	28	30	52
1984	Vermont	14-3	1.50*	20	20	9	6*	0	144	110	31	24	43	100
	Wichita	0-0	5.79	2	2	0	0	0	9.1	13	6	6	7	6
1985	Denver	11-12	4.43	28	28*	4	1	0	178.2	203*	105*	88*	76	101
1986	Denver	1-2	2.33	10	1	0	0	2	19.1	22	13	5	8	13
	Cincinnati	1-2	6.14	28	3	0	0	0	55.2	66	40	38	32	32
1987	Nashville	11-10	3.96	27	27	10*	0	0	181.2*	199	94	80	48	91
	St. Louis	0-0	3.38	11	0	0	0	0	13.1	13	5	5	8	9

MAJOR TOTALS 1-2 5.61 39 3 0 0 0 69 79 45 43 40 41

\*Led League.

### TERRY — MAJOR LEAGUE HITTING TOTALS

	AVG.	AB	H	HR	RBI
1987	.000	2	0	0	0
CAREER	.167	6	1	0	0

### TERRY — CAREER TRANSACTIONS

- Selected by Cincinnati Reds' organization in 12th round of free-agent draft, June, 1980.
- Traded to St. Louis Cardinals for pitcher Pat Perry, September 3, 1987.

## TERRY — DETAILED PITCHING STATISTICS

	W-L	ERA	G	CG	SV	IP	ER	H	BB	SO						
Totals	0-0	3.38	11	0	0	13.1	5	13	8	9						
After ASG	0-0	3.38	11	0	0	13.1	5	13	8	9						
Night	0-0	3.72	8	0	0	9.2	4	10	7	7						
Day	0-0	2.45	3	0	0	3.2	1	3	1	2						
Grass	0-0	3.00	3	0	0	3.0	1	3	1	3						
Turf	0-0	3.48	8	0	0	10.1	4	10	7	6						
Home	0-0	1.80	5	0	0	5.0	1	6	2	3						
Road	6-0	4.32	6	0	0	8.1	4	7	2	6						
Sept.-Oct.	0-0	3.38	11	0	0	13.1	5	13	8	9	CAREER					
	W-L	SV	G	IP	ERA	ER										
vs. East	0-0	3.65	10	0	0	12.1	5	12	7	9	0-1	0	23	42.0	7.07	33
Chi	0-0	6.00	3	0	0	3.0	2	4	1	1	0-1	0	5	8.0	12.38	11
Mtl	0-0	10.13	3	0	0	2.2	3	3	2	2	0-0	0	6	9.1	8.68	9
NY	0-0	0.00	2	0	0	2.1	0	2	0	3	0-0	0	4	9.1	1.93	2
Pha	0-0	0.00	1	0	0	3.2	0	1	4	2	0-0	0	5	8.1	5.40	5
Pitt	0-0	0.00	1	0	0	0.2	0	2	0	1	0-0	0	2	5.2	7.94	5
STL	—	—	—	—	—	—	—	—	—	—	0-0	0	1	5.0	9.00	5
vs. West	0-0	0.00	1	0	0	1.0	0	1	1	0	1-1	0	20	27.0	3.33	10
Atl	—	—	—	—	—	—	—	—	—	—	0-0	0	5	10.2	2.53	3
Hou	—	—	—	—	—	—	—	—	—	—	0-0	0	5	7.2	2.35	2
LA	—	—	—	—	—	—	—	—	—	—	1-0	0	2	4.0	0.00	0
SD	0-0	0.00	1	0	0	1.0	0	1	1	0	0-0	0	2	3.0	6.00	2
SF	—	—	—	—	—	—	—	—	—	—	0-1	0	2	1.2	16.20	3

**1987 HIGHS:**  
**Most Strikeouts:** 2, twice.  
**Longest Relief Appearance:**  
 3.2 IP, 9/15 at Phi.  
**Longest Scoreless Innings**  
**Streak:** 6 IP, 9/11-15.  
**CAREER HIGHS:**  
**Most Strikeouts:** 4, 5/31/86  
 vs STL.  
**Longest Relief Appearance:** 5  
 IP, 5/31/86 vs STL.  
**Longest Outing/Starter:** 5 IP,  
 7/22/86 vs NY.

# JOHN TUDOR

(30)

## JOHN THOMAS TUDOR

### Pitcher

Ht: 6-0

Wt: 185

Age: 34

Born: 2-2-54 at Schenectady, New York

**BECAME CARDINAL** — On December 12, 1984 with outfielder Brian Harper in a trade with Pittsburgh for outfielder George Hendrick and catcher Steve Barnard.

**M.L. SERVICE** — 7.158



**1987 SEASON:** Rebounded from freak early season injury to give Cardinals excellent pitching in the final two months of the season ... drew the Opening Day assignment for the second straight year, earning a 9-3 win at Chicago on April 7 ... John helped himself with two hits and the GWRBI in that contest ... was 2-1 in his first three starts of the year before disaster struck on April 19 ... was involved in freak dugout collision with New York catcher Barry Lyons who was chasing pop foul by Cardinal dugout ... Tudor suffered a broken bone in his right knee during the Easter Sunday mishap and was placed on the disabled list ... it marked the second consecutive year that the Redbirds lost a starting pitcher to freak injury on Easter Sunday (Danny Cox suffered a chip fracture of right ankle while jumping off a sea wall in 1986) ... returned to active roster on July 30 and earned his first victory since the injury on August 6 at Philadelphia ... was 8-1 after the injury and posted his sixth straight 10-win season ... had the best winning percentage among Cardinal starters and his 44-17 (.721) mark is the best in Cards history for a pitcher with 50 or more decisions ... the Cardinals were 14-2 in contests that Tudor started in '87 ... recorded his 50th National League win on August 21 at Cincinnati ... the win was his first career victory against the Reds and gave him at least one win against every N.L. club during his three seasons in the senior circuit ... Tudor has posted a winning record in each of his seven full big league seasons ... had a club-high 19-1/3 scoreless innings streak from August 31 to Sept. 6 ... recorded a season high seven strikeouts on Sept. 21 vs Philadelphia ... is 37-9 on artificial turf over the past three seasons ... was 6-1 on the road ... won seven straight games to finish the season ... never allowed more than 9 hits per start ... opponents batted .272 (100-for-367) vs Tudor ... was Cards starter in Game #2 of NLCS and lost to Giants Dave Dravecky in 3-0 defeat ... his gutsy effort in Game #6 kept Cardinal hopes alive, as he held the Giants scoreless in 7.1 IP ... was winner in Game #3 of the World Series, holding the Twins to just

one run in 7 innings and gave the Cards their first victory over Minnesota . . . finished with a 2-2 record (3.42 ERA) in the post-season after dropping Game #6 of the World Series . . . had arthroscopic surgery in December to repair cartilage on the outside of the right knee which was broken in early season dugout collision.

**CAREER HIGHLIGHTS: 1976** - Selected by Boston in the secondary phase of the January free-agent draft and signed by Red Sox' scout William Enos . . . spent most of the season as reliever, but did start 5 games, completing three of them. **1977** - Pitched a seven-inning no-hit 2-0 shutout against Reading on 6/28. **1978** - Went 8-4 in first full AAA season . . . split time between starting (12 games) and bullpen (14 games). **1979** - Used almost exclusively as a starter for the first time . . . made big league debut on 8/16 in start vs White Sox . . . picked up first N.L. win vs DET 9/21. **1980** - Was 8-4 with 2.91 as a starter after being recalled, despite missing 20 games between July 23 and August 13, due to shoulder tendinitis . . . had 10 strikeouts on 7/12 vs DET. **1981** - Spent first full season in big leagues as a starter prior to players' strike, but was moved to bullpen when season resumed. **1982** - Ranked 12th in the A.L. in ERA and fifth in the league in strikeouts . . . 146 strikeouts were the most by a Boston left-hander since 1970 and was the first left-hander since Mel Parnell in 1950 to lead the Sox in K's . . . fanned 11 at DET on 9/19 a personal high and most by a Sox lefty since 1974 . . . was 7-2 with 2.92 ERA in final 12 starts. **1983** - Was 10th in the A.L. strikeouts, ninth in innings pitched and tied for 10th in shutouts and starts . . . led Red Sox in wins, starts, innings pitched and strikeouts . . . worked 10 scoreless innings in a start vs TEX on 4/17 and went 10 innings again two starts later in California . . . tossed a one-hitter at TOR on 5/27, winning 2-0; only hit was a fourth inning single by Dave Collins. **1984** - Was 12-11 in his first National League season, finishing with a 4-1 record and 1.39 ERA in his last five starts . . . made 11 starts in which he allowed one or fewer earned runs, and was 8-0 with three no-decisions in those games . . . the Pirates scored two or fewer runs in nine of John's 11 losses, including three shutouts . . . first National League shutout was on June 3, when he beat MTL on four hits . . . finished third among National League pitchers in batting (based on 70 or more at-bats), ending at .211 (16-for-76) in his first professional season as a hitter. The Pirates' Rick Rhoden (.333) and the Braves' Rick Mahler (.296) were 1-2. **1985** - Established himself as one of the top pitchers in the National League . . . led the league with 10 shutouts and was among league leaders in six pitching categories (wins, percentage, innings, strikeouts, complete games, ERA) . . . after losing 5/29 at Atlanta to push his record to 1-7, corrected a small mechanical flaw in his delivery. The change in form helped to make Tudor a 21-game winner, including a 6-0 mark, 1.34 ERA in the month of June, earning John, Pitcher of the Month from the National League . . . after slow start went on to win 20 of the next 21 decisions, with only loss coming between 9 and 11 game winning streaks (to LA and Valenzuela, 3-0 on 7/20) . . . was at top form when the Redbirds needed it most, in September, hurling three shutouts and 31 consecutive scoreless innings to start out month with four victories . . . had four low hit games including one hitter vs CHI on 8/8 (Durham, 5th inning) and a two hitter vs CHI on 6/23 (Lake, 3rd inning and Sandberg, 4th inning) . . . posted career high shutout total, the most ever by a Cardinal left-hander . . . twice shutout Mets by scores of 1-0, on 6/8 three hitter at NY and 9/11 three hitter at NY in 10 innings . . . often helped himself at the plate, had double figure hit total, including 3 doubles and 2 triples . . . was the loser to the Dodgers in Game #1 of the LCS, but the inner in Game #4 in the World Series, he won Game #1, 3-1; and Game #4, 3-0 on a 5-hit shutout, and would have been the MVP of the Series had it ended in six games, but instead, was the loser in the 7th game when the Cardinals were shutout, 11-0 . . . post-season honors rolled in for the left-hander including spots on the Sporting News, UPI and AP post-season All-Star teams . . . finished second in BBWAA N.L. Cy Young balloting . . . named St. Louis' BBWAA chapter's Baseball Man of the Year along with Willie McGee and Tom Herr. **1986** - Continued to dominate as "Ace" of St. Louis pitching staff . . . with 6-3 victory on 4/12 vs MTL won his 18th straight game at Busch Stadium, dating back to 4/22/85 . . . a 4-2 victory at MTL on 4/18 gave Tudor his third straight win of the season against no defeats and brought his consecutive game winning streak to 14, dating back to 7/20/85 . . . it was the second longest winning streak in Cardinals history to Bob Gibson's 15 straight in 1968 . . . went 10 innings on 5/7 vs SD, but did not figure in decision . . . in live starts from 6/2-6/23 went nine or more innings in each working a total of 45.1 innings allowing 20 hits and six earned runs (1.19 ERA) . . . included in that stretch was a four-hitter at HOU on 6/2 and a two-hitter vs CHI on 6/7 . . . the two-hitter was the fewest hits allowed by a Cardinal pitcher in a route going performance in '86 . . . over three starts from 6/13-23 allowed two earned runs in 27.1 innings, but did not have a decision . . . in four starts from 7/22-8/7 helped himself offensively going 6-for-12; .500 . . . included in that stretch was 3-for-3 day on 7/22 vs SF . . . suffered shoulder stiffness in each of last two starts and had worked three scoreless innings on 9/15 before he had to be removed . . . rest for remainder of season was prescribed and went on the disabled list retroactive to 9/16 . . . for fifth straight year had 30 or more starts . . . allowed over four earned runs in only one start . . . went 7-2 after All-Star break, and has never had a losing record after the break . . . in six full seasons in the big leagues, 1981 through 1986, has posted a winning record each season . . . Cards were 18-12 in his 30 starts . . . opponents batted .244 (197-for-807) against Tudor . . . averaged 7.1 IP per start and 2.18 walks/4.40 strikeouts per 9 IP . . . was seventh in N.L. ERA . . . picked off 11 base runners.

**MISC:** Graduated from Peabody (MA) High School, North Shore (MA) Community College and Georgia Southern University with a B.S. degree in criminal justice . . . pitched in high school and college . . . was MVP at North Shore C.C. in 1973 . . . hobbies include skating, playing hockey and scuba diving . . . in his three seasons with the Cardinals, the left-hander is 44-17; .721 winning pct., the highest winning pct. in Cardinals history by a pitcher with 50 or more decisions . . . is one of three active N.L. pitchers to have at least ten wins in each of last six seasons ( Rawley and Valenzuela).

### TUDOR — COMPLETE RECORD

Year	Club	W-L	ERA	G	GS	CG	SHO	SV	IP	H	R	ER	BB	SO
1976	Winston-Salem	5-2	2.74	25	5	3	0	5	82	77	26	25	28	76
1977	Bristol	6-5	3.52	27	16	3	1	4	115	113	57	45	35	78
	Pawtucket	1-1	2.08	4	0	0	0	0	4	5	1	1	3	1
1978	Pawtucket	8-4	2.98	26	12	4	0	1	109	104	46	36	56	87
1979	Pawtucket	10-11	2.93	25	24	9	1	0	163	145	73	53	52	103
	Boston	1-2	6.43	6	6	1	0	0	28	39	23	20	9	11
1980	Pawtucket	4-5	3.65	12	11	3	0	0	74	67	36	30	33	51
	Boston	8-5	3.02	15	13	5	0	0	92	81	35	31	31	45
1981	Boston	4-3	4.58	18	11	2	0	1	79	74	44	40	28	44
1982	Boston	13-10	3.63	32	30	6	1	0	195.2	215	90	79	59	146
1983	Boston	13-12	4.09	34	34	7	2	0	242	236	122	110	81	136
1984	Pittsburgh	12-11	3.27	32	32	6	1	0	212	200	81	77	56	117
1985	St. Louis	21-8	1.93	36	36	14	10	0	275	209	68	59	49	169
1986	St. Louis	13-7	2.92	30	30	3	0	0	219	197	81	71	53	107
1987	St. Louis	10-2	3.84	16	16	0	0	0	96	100	43	41	32	54
A.L. TOTALS		39-32	3.96	106	94	21	3	1	636.2	645	314	280	208	382
N.L. TOTALS		56-28	2.78	114	114	23	11	0	802	706	273	248	190	347
MAJOR TOTALS		95-60	3.26	220	208	44	14	1	1438.2	1351	587	528	398	829

### TUDOR — LEAGUE CHAMPIONSHIP SERIES RECORD

Year	Club/Opp.	W-L	ERA	G	GS	CG	SHO	SV	IP	H	R	ER	BB	SO
1985	St.L. vs L.A.	1-1	2.84	2	2	0	0	0	12.2	10	5	4	3	8
1987	St.L. vs S.F.	1-1	1.76	2	2	0	0	0	15.1	16	5	3	5	12
L.C.S. TOTALS		2-2	2.25	4	4	0	0	0	28	26	10	7	8	20

### TUDOR — WORLD SERIES RECORD

Year	Club/Opp.	W-L	ERA	G	GS	CG	SHO	SV	IP	H	R	ER	BB	SO
1985	St.L. vs K.C.	2-1	3.00	3	3	1	1	0	18	15	6	6	7	14
1987	St.L. vs Minn.	1-1	5.73	2	2	0	0	0	11	15	7	7	3	8
W.S. TOTALS		3-2	4.03	5	5	1	1	0	29	30	13	13	10	22

### TUDOR — MAJOR LEAGUE HITTING TOTALS

	AVG.	AB	H	HR	RBI
1987	.200	35	7	0	5
CAREER	.170	277	47	0	15

### TUDOR — CAREER TRANSACTIONS

- Selected by New York Mets' organization in 21st round of free-agent draft, June 4, 1975.
- Selected by Boston Red Sox' organization in secondary phase of free-agent draft, January 7, 1976.
- Traded to Pittsburgh Pirates for Outfielder Mike Easler, December 6, 1983.
- Traded with outfielder Brian Harper to St. Louis Cardinals for outfielder-first baseman George Hendrick and catcher Steve Barnard, December 12, 1984.
- On disabled list, September 16 to October 8, 1986.
- On disabled list, April 20 to July 30; included rehabilitation disability assignment to Louisville, July 22 to July 30, 1987.

## TUDOR — DETAILED PITCHING STATISTICS

	W-L	ERA	G	CG	SV	IP	ER	H	BB	SO
Totals	10-2	3.84	16	0	0	96.0	41	100	32	54
Before ASG	2-1	6.06	3	0	0	16.1	11	26	7	8
After ASG	8-1	3.39	13	0	0	79.2	30	74	25	46
Night	7-0	3.58	10	0	0	60.1	24	66	16	37
Day	3-2	4.29	6	0	0	35.2	17	34	16	17
Grass	2-0	4.60	3	0	0	15.2	8	19	7	9
Turf	8-2	3.70	13	0	0	80.1	33	81	25	45
Home	5-1	2.88	8	0	0	50.0	16	48	15	29
Road	5-1	4.89	8	0	0	46.0	25	52	17	25
April	2-1	6.06	3	0	0	16.1	11	26	7	8
May				ON DISABLED LIST						
June				ON DISABLED LIST						
July				ON DISABLED LIST						
August	3-1	3.43	7	0	0	42.0	16	38	16	19
Sept.-Oct.	5-0	3.35	6	0	0	37.2	14	36	9	27
vs. East	7-2	4.74	12	0	0	68.1	36	82	22	42
Chi	2-0	3.38	2	0	0	10.2	4	12	4	6
Mtl	—	—	—	—	—	—	—	—	—	—
NY	2-0	4.50	3	0	0	16.0	8	22	4	10
Pha	2-1	2.75	3	0	0	19.2	6	17	6	14
Pitt	1-1	7.36	4	0	0	22.0	18	31	8	12
StL	—	—	—	—	—	—	—	—	—	—
vs. West	3-0	1.63	4	0	0	27.2	5	18	10	12
Atl	—	—	—	—	—	—	—	—	—	—
Cin	2-0	0.61	2	0	0	14.2	1	10	5	6
Hou	0-0	3.00	1	0	0	6.0	2	5	3	1
LA	—	—	—	—	—	—	—	—	—	—
SD	1-0	2.57	1	0	0	7.0	2	3	2	5
SF	—	—	—	—	—	—	—	—	—	—

**1987 HIGHS:**  
**Most Strikeouts:** 7, 9/21 vs. Phi.  
**Longest Winning Streak:** 7 games, 8/21-end of season.  
**Longest Losing Streak:** 1 game, twice.  
**Longest Scoreless Streak:** 19.1 IP, 8/31-9/6.  
**CAREER HIGHS:**  
**Most Strikeouts:** 11, 9/19/82 vs. Det.  
**Fewest Hits in CG:** 1, twice (5/27/83 vs. Tor. & 8/8/85 vs. Chi.(N)).  
**Longest Winning Streak:** 11 games, 7/24 thru end of '85 season.

		CAREER					
		W-L	SV	G	IP	ERA	ER
vs. East	34-13	0	64	444.2	3.14	155	
Chi	8-1	0	11	84.1	2.67	25	
Mtl	5-3	0	12	78.1	3.79	33	
NY	7-4	0	16	107.1	2.52	30	
Pha	8-4	0	13	89.0	2.93	29	
Pitt	5-1	0	10	71.0	4.31	34	
StL	1-0	0	2	14.2	2.45	4	
vs. West	22-15	0	50	357.1	2.87	114	
Atl	3-4	0	10	69.2	3.75	29	
Cin	2-1	0	6	38.0	3.32	14	
Hou	5-2	0	10	73.1	2.33	19	
LA	4-4	0	9	63.2	2.83	20	
SD	4-3	0	8	60.1	2.83	19	
SF	4-1	0	7	52.1	2.24	13	

# LEE TUNNELL

# (42)

## BYRON LEE TUNNELL

### Pitcher

Ht: 6-1

Bats: Right

Wt: 178

Throws: Right

Age: 27

Born: 10-30-60 at Tyler, Texas

**BECAME CARDINAL** — Contract was purchased by Louisville (AAA) from Vancouver (AAA) on April 6 1987. Purchased by St. Louis on May 15, 1987.

**M.L. SERVICE** — 3.148



**1987 SEASON:** Veteran right-handed pitcher was purchased by Louisville (AAA) from Vancouver on 4/6/87 ... earned a win in his first start for the Redbirds on 4/13, when he allowed 3 hits in 5 IP ... Tunnell was winner in each of his first three starts at Louisville ... pitched a complete game shutout on 4/24 vs Buffalo, while striking out 10 ... suffered his first loss on 4/29 at Denver ... Lee pitched 7 innings to gain his 4th victory on May 5 vs Denver ... right-hander had ND in last start at Louisville (5/10) before being purchased by the Cardinals on 5/15 ... made his first appearance for the Cardinals on 5/17 and earned a 10-2 win over Cincinnati, pitching 7 innings and allowing just 2 runs while striking out six ... earned a victory in relief on 5/29 vs Houston ... improved his record to 3-1 with a victory on 6/13 vs Chicago ... made nine starts and was 2-2 as a starter ... was used exclusively as a middle reliever after July 7 and finished the year with a 2-2 mark in relief ... was placed on the 15-day disabled list with inflammation in his right shoulder on August 8 ... was 0-1 with a 2.53 ERA after returning from the disabled list ... was unscored upon in 8 straight games (9/5-27) ... 32 games were Tunnell's most in the N.L. since 1983 ... was not on post-season roster for the NLCS, but was added to the roster for the World Series when Jack Clark was unable to play ... appeared as a reliever in Games #2 and #6 of the World Series ... was 0-0 with a 2.08 ERA in his two Series outings.

**CAREER HIGHLIGHTS: 1981** - Was Pirates' second round pick in June draft ... made just one appearance at Bradenton (Gulf Coast Rookie League) before jumping to AA level at Buffalo. **1982** - Was a non-roster invitee to spring training ... had fourth-best ERA in PCL, tied for fifth in IP, tied for seventh in wins and tied for eighth in complete games ... made M.L. debut in impressive fashion on 9/4 at L.A. when he filled in for John Candelaria (late scratch) and held Dodgers scoreless on four hits and a walk in 7.0 IP to defeat Valenzuela, 1-0. **1983** - Went 10-3 in 22 appearances (17 starts) after 6/25 and was 9-3 (2.86) in 16 starts after the All-Star break ... tied for fifth in the N.L. in shutouts ... tossed a three-hitter and two five-hitters among three shutout efforts ... put together league's longest scoreless innings streak (28.0 IP) in four starts between 8/23 and 9/6 ... was 7-1 (2.97) in 17 away games ... tied for N.L. lead among pitchers in double plays (six). **1984** - Was used mainly in long relief after putting together outstanding numbers as a starter in 1983 after the All-Star break ... was on D.L. from 7/2 until 7/23 with a stiff right shoulder ... lost his last five decisions. **1985** - Was 0-5 when he was optioned to Hawaii on 5/21 ... was recalled on 6/28 and went 4-5 (3.84) in 18 starts after rejoining club. **1986** - Had disappointing season with Hawaii (Pirates' AAA) ... won three of his first four decisions (thru 5/9), but was 1-10 the rest of the way ... his final win (a complete game at Phoenix on 7/28) was sandwiched between a pair of five-game losing streaks ... other complete-game effort was 3-1 loss vs Phoenix on 5/16 (1st game) ... season strikeout high was eight (in 8.0 IP) in 3-0 loss vs Las Vegas on 8/5 ... led Hawaii staff in starts ... Pirates announced they would not tender him a major league contract on 12/22 and he was signed to AAA contract on 2/6.

**MISC:** Graduate of Anderson H.S. in Austin where he was All-District three times (District MVP two years) ... also played basketball and football (Quarterback) ... attended Baylor U. in Wayco, TX for three years, majoring in secondary education ... is an avid Dallas Cowboy fan ... played winter ball in the Dominican Republic following the 1984 season ... has made just one error (1984) in his career for a lifetime fielding pct. of .990 (33 PO, 88 A) ... has two triples among his 16 M.L. hits (9/1/83 at Houston off Nolan Ryan and 9/2/85 vs Atlanta off Rick Mahler ... pronounces his name TUNN-ul ... wife's name is Bea ... lists golf, reading and snow skiing among his hobbies.

### TUNNELL — COMPLETE RECORD

Year	Club	W-L	ERA	G	GS	CG	SHO	SV	IP	H	R	ER	BB	SO
1981	Bradenton	0-0	0.00	1	1	0	0	0	4	0	0	0	1	6
	Buffalo	5-5	4.44	12	12	0	0	0	71	76	38	35	37	45
1982	Portland	12-9	3.46	28	27	9	2	0	189.2	182	93	73	91	112
	Pittsburgh	1-1	3.93	5	3	0	0	0	18.1	17	8	8	5	4
1983	Pittsburgh	11-6	3.65	35	25	5	3	0	177.2	167	81	72	58	95
1984	Pittsburgh	1-7	5.27	26	6	0	0	1	68.1	81	44	40	40	51
1985	Hawaii	4-1	2.31	7	7	2	2	0	46.2	32	12	12	24	29
	Pittsburgh	4-10	4.01	24	23	0	0	0	132.1	126	70	59	57	74
1986	Hawaii	4-11	6.01	27	26	2	0	0	142.1	180	106	95	81	95
1987	Louisville	4-1	3.41	6	6	1	1	0	37	33	16	14	19	32
	St. Louis	4-4	4.84	32	9	0	0	0	74.1	90	45	40	34	49
MAJOR TOTALS		21-28	4.18	122	66	5	2	1	471	481	248	219	194	273

### TUNNELL — MAJOR LEAGUE HITTING TOTALS

	AVG.	AB	H	HR	RBI
1987	.235	17	4	0	3
CAREER	.116	138	16	0	7

### TUNNELL — WORLD SERIES RECORD

Year	Club/Opp.	W-L	ERA	G	GS	CG	SHO	SV	IP	H	R	ER	BB	SO
1987	St.L. vs Minn.	0-0	2.08	2	0	0	0	0	4.1	4	2	1	2	1

### TUNNELL — CAREER TRANSACTIONS

- Selected by Pirates organization in 2nd round of June, 1981 free-agent draft.
- Contract purchased by Louisville (AAA) from Vancouver (AAA) on April 6, 1987.
- Contract purchased by St. Louis, May 15, 1987.
- On disabled list. August 8 to September 1, 1987.

## TUNNELL — DETAILED PITCHING STATISTICS

	W-L	ERA	G	CG	SV	IP	ER	H	BB	SO
Totals	4-4	4.84	32	0	0	74.1	40	90	34	49
Before ASG	4-2	5.05	14	0	0	51.2	29	65	17	35
After ASG	0-2	4.37	18	0	0	22.2	11	25	17	14
Night	2-3	4.89	21	0	0	46.0	25	52	21	32
Day	2-1	4.76	11	0	0	28.1	15	38	13	17
Grass	0-0	4.50	11	0	0	12.0	6	17	7	4
Turf	4-4	4.91	21	0	0	62.1	34	73	27	45
Home	4-2	4.09	13	0	0	44.0	20	45	16	33
Road	0-2	5.93	19	0	0	30.1	20	45	18	16
May	2-0	3.14	4	0	0	14.1	5	13	4	10
June	1-2	5.40	6	0	0	30.0	18	42	10	20
July	1-0	4.11	10	0	0	15.1	7	16	8	10
August	0-1	15.75	3	0	0	4.0	7	9	4	2
Sept.-Oct.	0-1	2.53	9	0	0	10.2	3	10	8	7

### 1987 HIGHS:

**Most Strikeouts:** 6, twice.  
**Longest Win Streak:** 2 games, 5/17-29.  
**Longest Losing Streak:** 2 games, 8/4-10/3.  
**Longest Relief Appearance:** 4.2 IP, 7/30 vs NY.

### CAREER HIGHS:

**Most Strikeouts:** 10, twice (last time 7/31/85 vs Phi.)  
**Fewest Hits CG:** 3, 9/6/83 vs StL.

	W-L	SV	G	IP	ERA	ER										
vs. East	1-3	5.36	18	0	0	43.2	26	59	19	28	9-19	1	75	278.0	4.76	147
Chi	1-0	6.17	4	0	0	11.2	8	19	4	8	2-2	0	13	32.2	9.64	35
Mtl	0-1	4.50	4	0	0	6.0	3	9	5	2	1-4	0	14	45.2	5.32	27
NY	0-1	3.60	5	0	0	10.0	4	9	4	5	1-6	0	16	62.0	4.65	32
Pha	0-1	7.27	2	0	0	8.2	7	15	1	8	2-2	0	14	55.1	4.39	27
Pitt	0-0	4.91	3	0	0	7.1	4	7	5	5	0-0	0	3	7.1	4.91	4
StL	—	—	—	—	—	—	—	—	—	—	3-5	1	15	51.2	3.83	22
vs. West	3-1	4.11	14	0	0	30.2	14	31	15	21	12-9	0	47	193.0	3.36	72
Atl	—	—	—	—	—	—	—	—	—	—	2-2	0	7	28.0	4.50	14
Cin	1-1	3.55	2	0	0	12.2	5	11	4	10	2-2	0	6	27.0	5.00	15
Hou	1-0	3.68	3	0	0	7.1	3	7	3	4	2-1	0	9	45.0	1.60	8
LA	0-0	5.06	2	0	0	5.1	3	9	2	4	1-2	0	6	24.1	4.07	11
SD	0-0	0.00	3	0	0	3.1	0	2	3	1	3-0	0	9	38.2	2.09	9
SF	1-0	13.50	4	0	0	2.0	3	2	3	2	2-2	0	10	30.0	4.50	15

# TODD WORRELL

# (38)

## TODD ROLAND WORRELL

### Pitcher

Ht: 6-5

Bats: Right

Wt: 210

Throws: Right

Age: 28

Born: 9-28-59 at Arcadia, California

**BECAME CARDINAL** — Cardinals' first selection in the regular phase of the June, 1982, free-agent draft.

**M.L. SERVICE** — 2.041



**1987 SEASON:** Hard throwing right-hander followed up his Rookie of the Year season in fine fashion ... had 33 saves giving him 30 plus saves in each of his first two seasons ... Worrell is the only reliever in major league history to have recorded 30 or more saves in each of his first two seasons ... he is the only Cardinal pitcher to ever record back-to-back 30 save seasons ... Todd gained saves in 30 of his last 38 save situations and made good on 33 of 46 save situations during the season ... Worrell moved into second place on the Cardinals all-time save list with 65th save on August 11 at Pittsburgh ... his 74 career saves trail Bruce Sutter who had 127 for St. Louis ... pitched 16 scoreless innings from May 20 to June 18, second to John Tudor's 19-1/3 scoreless inning streak ... his 92 strikeouts were the most among Cardinal relievers and surpassed his previous high of 73 in 1986 ... averaged 8.7 strikeouts and 3.2 walks per nine innings ... led St. Louis pitchers with 75 games and 54 games finished ... finished second in the N.L. standings for Roloids Relief Man with 76 pts. ... has recorded more Roloids relief points (156) over his first two full seasons than any other reliever since the award began in 1976 ... after starting the season with a 3-3 mark, Worrell went on to win 5 of his last 8 decisions ... his 8 wins combined with Ken Dayley (9) and Rick Horton (8) for 25 of Cards 95 victories (26%) ... was involved in 41 of St. Louis' 95 victories (43%) ranking him 6th among N.L. relievers ... made brief appearance as a rightfielder for 1/3 inning on Sept. 22 vs Philadelphia as part of a double

switch by Whitey Herzog ... Herzog made a similar double switch with Worrell during the ninth inning of NLCS Game #6 ... had a 3:1 strikeouts-to-walks ratio and fanned nearly 25% of all batters faced ... his 75 appearances were a Cardinal record for appearances in a season ... was unscored upon in 55 of his 75 relief outings (73%) ... was named top N.L. reliever for the month of August when he was 3-0 with 6 saves ... Worrell ranked fifth among N.L. relievers in wins (8), third in saves (33), 7th in games (75), tied for fourth in games finished (54), tied for sixth in ERA (2.66) and tied for 8th in strikeouts (92) ... Todd was involved in three combined shutouts during the '87 campaign (7/4 at ATL - Cox, Horton, Worrell; 8/31 vs CIN - Tudor & Worrell; 9/29 (2) vs MTL - Mathews & Worrell) ... had at least one strikeout in 46 of his 75 appearances (61%) ... opponents batted .242 (86-for-355) vs Worrell ... recorded saves in 5 of his last 7 appearances ... had saves in 7 of 11 Cox wins, 5 of 11 Mathews wins, 4 of 10 Tudor wins, 3 of 9 Magrane wins and 3 of 11 Forsch wins ... struck out four batters in 3 IP during NLCS Game #3 to earn save and preserve Cardinal comeback victory ... had a 1.59 ERA in 7 post-season games and equalled Ken Dayley with club-high 3 saves.

**CAREER HIGHLIGHTS:** 1982 - Selected by St. Louis in first round (21st player) of June free-agent draft and signed by Cardinals' scout Steve Flores. 1983 - Split season between AAA and AA combining for a 9-4 record. 1984 - Started out at Arkansas wound up with a 3-10 record before he was more or less relegated to St. Petersburg, where he had a respectable 3-2 mark with 2.09 ERA ... also pitched in the Florida Winter Instructional League with a 1-1 record, 2.04 ERA. 1985 - Opened season at AAA as a hard-throwing starter that was overpowering through early innings, but often lost velocity off fastball in middle innings and was hit hard ... went to the bullpen on 7/18 and from then to his recall by St. Louis on 8/27 appeared in relief in 17 games posting a 3-0 mark with 11 saves and a miniscule 1.19 ERA

... quickly became most feared American Association reliever, with lowest opponents batting avg. in loop, 12 hits in 98 at-bats; (.122) and highest strikeouts to innings pitched ratio, 43 SO in 30.1 IP an average of 12.76 strikeouts per 9 innings ... carried overpowering pitching to big club ... recorded first major league win 9/4 vs CIN working 1.2 scoreless and hitless innings in game St. Louis rallied to win 4-3 ... picked up first M.L. save on 9/13 at CHI working final 2.1 innings and recording 4 of the 8 outs by strikeouts ... with each success, manager Whitey Herzog continued to show confidence in the righthander placing him in crucial late inning situations remainder of the year ... from 9/15-23 appeared in five games (5 IP) allowing 0 runs, 0 hits and 1 walk in picking up his second win and second and third saves ... in 41 days and 17 games, he pitched 21.2 innings, allowed 17 hits, 7 earned runs, won 3 games, lost none and had 5 saves, with an ERA of 2.91 ... in the L.C.S., he was the winning pitcher for the Cardinals in the sixth and final game, and in all pitched 4 games ... in the World Series, he got a save in Game #1 but was the unfortunate loser in Game #6. 1986 - Lived up to pre-season billing becoming most dominate reliever in National League and winning all Rookie of the Year honors ... was unscored on in first six appearances (10.1 IP) ... registered save in eight consecutive appearances from 7/11-30 ... was named N.L. Player of the Week for 7/21-27 ... appeared in 4 games, 5 innings, no runs allowed and 4 saves ... followed up by being named N.L. Pitcher of the Month for July ... was 1-0, 1.17 ERA with 8 saves in 12 games ... established Major League rookie record for saves with 24th save on 8/10 vs PIT, surpassed mark of 23 set by Doug Corbett in 1980 ... had at least two saves vs each N.L. club ... was successful on 36 of 47 (77%) of save situations ... was unscored on in 51 of 74 appearances ... had saves in 8 of 14 Forsch wins, 7 of 13 Tudor wins, 7 of 11 Mathews wins and 5 of 12 Cox wins ... held opposition to .229 average (86-for-375) ... averaged 6.34 strikeouts per 9 IP ... had win or save in 45 of Cards 79 wins (57%) ... with nine wins tied for fourth most wins among N.L. rookie pitchers ... tied for third in league in games pitched ... lep loop in games finished (60) and saves (36) ... set Cardinals record for games pitched ... became first rookie to win Rolands Relief Man Award, with 80 points ... the previous high by a rookie was 56 by Corbett in 1980 and highest previous finish by a rookie was fourth by Butch Metzger in 1976 ... was fifth Cardinal player voted BBWAA N.L. Rookie of the Year ... coming on the heels of Vince Coleman receiving the award in 1985 marked the second time in St. Louis history that the team has had back-to-back winners and ninth time a N.L. club has had back-to-back recipients ... first Rookie of the Year to lead league in saves ... became the first pitcher to win Rookie of the Year Award after playing in World Series the year before, Steve Sax is only other player to accomplish feat ... selected as N.L. relief pitcher on U.P.I. post-season team ... named St. Louis BBWAA chapter's Baseball Man of the Year ... was chosen to participate in tour of Japan for seven-game series of M.L. All-Stars, but had to decline due to upcoming birth of first child.

**MISC:** A 1977 graduate of Maranatta High School in Arcadia, CA, where he received letters in baseball, basketball and football ... received bachelor of science degree in Christian education from Biola College, LaMirada, CA ... was picked to The Sporting News All-America team in 1982 ... participated in the Little League, Pony and American Legion programs as an amateur ... pronounces name Worr-ELL ... married the former Jamie Werk (10/27/84) ... the couple has one son, Joshua Todd (11/17/86) ... is a member of Fellowship of Christian Athletes and is involved in Christian youth ministries ... enjoys bass fishing, bow hunting and swimming.

## WORRELL — COMPLETE RECORD

Year Club	W-L	ERA	G	GS	CG	SHO	SV	IP	H	R	ER	BB	SO
1982 Erie	4-1	3.13	9	8	0	0	0	52	52	23	19	15	57
1983 Louisville	4-2	4.74	15	14	1	0	0	80	76	49	42	42	46
Arkansas	5-2	3.07	10	10	4	0	0	70	57	33	24	37	74
1984 Arkansas	3-10	4.49	18	18	5	0	0	100.1	109	72	50	67	68
St. Petersburg	3-2	2.09	8	7	2	0	0	47.1	41	22	11	24	33
1985 Louisville	8-6	3.60	34	17	2	1	11	127.2	114	59	51	47	126
St. Louis	3-0	2.91	17	0	0	0	5	21.2	17	7	7	7	17
1986 St. Louis	9-10	2.08	74	0	0	0	*36	103.2	86	29	24	41	73
1987 St. Louis	8-6	2.66	75	0	0	0	33	94.2	86	29	28	34	92
<b>MAJOR TOTALS</b>	<b>20-16</b>	<b>2.41</b>	<b>166</b>	<b>0</b>	<b>0</b>	<b>0</b>	<b>74</b>	<b>220</b>	<b>189</b>	<b>65</b>	<b>59</b>	<b>82</b>	<b>182</b>

\*Led League

## WORRELL — LEAGUE CHAMPIONSHIP SERIES RECORD

Year Club/Opp.	W-L	ERA	G	GS	CG	SHO	SV	IP	H	R	ER	BB	SO
1985 St. L. vs L.A.	1-0	1.42	4	0	0	0	0	6.1	4	1	1	2	3
1987 St. L. vs S.F.	0-0	2.08	3	0	0	0	1	4.1	4	1	1	1	6
<b>L.C.S. TOTALS</b>	<b>1-0</b>	<b>1.69</b>	<b>7</b>	<b>0</b>	<b>0</b>	<b>0</b>	<b>1</b>	<b>10.2</b>	<b>8</b>	<b>2</b>	<b>2</b>	<b>3</b>	<b>9</b>

## WORRELL — WORLD SERIES RECORD

Year Club/Opp.	W-L	ERA	G	GS	CG	SHO	SV	IP	H	R	ER	BB	SO
1985 St. L. vs K.C.	0-1	3.86	3	0	0	0	1	4.2	4	2	2	2	6
1987 St. L. vs Minn.	0-0	1.29	4	0	0	0	2	7	6	1	1	4	3
<b>W.S. TOTALS</b>	<b>0-1</b>	<b>2.31</b>	<b>7</b>	<b>0</b>	<b>0</b>	<b>0</b>	<b>3</b>	<b>11.2</b>	<b>10</b>	<b>3</b>	<b>3</b>	<b>6</b>	<b>9</b>

## WORRELL — DETAILED PITCHING STATISTICS

	W-L	ERA	G	CG	SV	IP	ER	H	BB	SO
Totals	8-6	2.66	75	0	33	94.2	28	86	34	92
Before ASG	4-3	3.17	42	0	18	48.1	17	48	17	45
After ASG	4-3	2.14	33	0	15	46.1	11	38	17	47
Night	8-5	3.07	53	0	21	67.1	23	65	23	58
Day	0-1	1.65	22	0	12	27.1	5	21	11	34
Grass	1-3	3.24	21	0	12	25.0	9	26	8	31
Turf	7-3	2.45	54	0	21	69.2	19	60	26	61
Home	5-3	3.25	36	0	12	44.1	16	39	12	38
Road	3-3	2.15	39	0	21	50.1	12	47	22	54
April	0-0	5.40	6	0	3	5.0	3	5	5	4
May	1-2	5.74	17	0	8	15.2	10	22	4	13
June	2-1	0.98	12	0	5	18.1	2	11	6	20
July	1-3	4.11	13	0	5	15.1	7	19	5	19
August	3-0	0.79	16	0	6	22.2	2	19	8	16
Sept.-Oct.	1-0	2.04	11	0	6	17.2	4	10	6	20

**1987 HIGHS:**  
**Most Strikeouts:** 5, 8/9 at Phi.  
**Longest Scoreless Streak:** 16 IP, 5/20-6/18.  
**Longest Relief Appearance:** 3 IP, 9/29 [2].  
**Longest Win Streak:** 4 games, 8/1-end of season.  
**Longest Losing Streak:** 3 games, 7/16-7/28.

**CAREER HIGHS:**  
**Most Strikeouts:** 5, 8/9/87 at Phi.  
**Longest Scoreless Streak:** 18.1 IP, 7/6-8/11/86.  
**Longest Relief Appearance:** 3 IP, 4/10/86 vs. Chi. & 9/29/87 [2] vs Mtl.  
**Longest Winning Streak:** 4 games, 8/1-end of 1987.  
**Longest Losing Streak:** 5 games, 5/28-6/18/86.

	W-L	SV	G	IP	ERA	ER										
<b>CAREER</b>																
vs. East	4-2	1.99	38	0	17	54.1	12	42	23	56	10-9	42	91	128.0	1.83	26
Chi	0-0	1.26	9	0	6	14.1	2	11	4	17	0-2	13	21	33.0	1.64	6
Mtl	0-1	0.75	7	0	2	12.0	1	11	4	16	2-2	6	19	30.1	0.89	3
NY	1-1	6.35	6	0	1	5.2	4	6	7	3	2-3	3	14	17.0	4.76	9
Pha	2-0	1.50	12	0	6	18.0	3	11	7	18	4-1	12	23	33.1	1.08	4
Pitt	1-0	4.15	4	0	2	4.1	2	3	1	2	2-1	8	14	14.1	2.51	4
vs. West	4-4	3.57	37	0	16	40.1	16	44	11	36	10-7	32	75	92.0	3.23	33
Atl	1-1	4.05	7	0	4	6.2	3	9	3	5	2-1	8	15	17.2	4.58	9
Cin	1-0	1.00	6	0	3	9.0	1	7	3	4	2-0	5	12	17.1	1.04	2
Hou	0-0	0.00	5	0	3	3.2	0	1	1	3	0-2	5	11	11.1	5.56	7
LA	1-1	5.63	7	0	1	8.0	5	12	1	5	1-1	3	11	13.1	3.38	5
SD	1-1	1.59	6	0	3	5.2	1	5	0	11	2-1	7	12	14.0	0.64	1
SF	0-1	7.36	6	0	2	7.1	6	10	3	8	3-2	4	14	18.1	4.42	9

## WORRELL — MAJOR LEAGUE HITTING TOTALS

	AVG.	AB	H	HR	RBI
1987	.100	10	1	0	0
CAREER	.111	18	2	0	0

Last Hit: 7/28/87 vs NY (Darling).

## WORRELL — CAREER TRANSACTIONS

— Selected by St. Louis Cardinals' organization in 1st round (21st player selected) of free-agent draft, June 7, 1982.

### NATIONAL LEAGUE RELIEF STANDINGS - 1987

Pitcher, Team	W	L	S	Points
1. Steve Bedrosian, Philadelphia	5	3	40	87
2. <b>TODD WORRELL, St. Louis</b>	<b>8</b>	<b>6</b>	<b>33</b>	<b>76</b>
3. John Franco, Cincinnati	8	5	32	75
4. Lee Smith, Chicago	4	10	36	70
5. Roger McDowell, New York	7	5	25	59
6. Don Robinson, Pittsburgh/San Francisco	11	7	19	53
7. Tim Burke, Montreal	7	0	18	50
8. Dave Smith, Houston	2	3	24	49
9. Scott Garrelts, San Francisco	11	7	12	39
10. Lance McCullers, San Diego	8	10	16	38

### TEAM BULLPEN LEADERS - 1987

Team	W	L	S	Points
1. Montreal (Burke 50, McGaffigan 32, McClure 21, Parrett 20, St. Claire 17, Others 4)	29	14	50	144
2. <b>St. Louis (Worrell 76, Horton 24, Dayley 21, Dawley 7, Others 14)</b>	<b>36</b>	<b>26</b>	<b>48</b>	<b>142</b>
3. Cincinnati (Franco 75, Murphy 17, Williams 12, Landrum 9, R. Robinson 8, Hoffman 6, Perry 4, Others 8)	33	15	4	139
T4. Philadelphia (Bedrosian 87, Tekulve 14, Ritchie 10, Calhoun 7, Others 14)	27	18	48	132
T4. Milwaukee (Plesac 50, Crim 30, Clear 24, Bosio 9, Mirabella 7, Aldrich 5, Stapleton 4, Others 3)	31	20	45	132
T4. Toronto (Henke 62, Musselman 25, Eichorn 22, Wella 9, Nunez 5, Ceruiti 4, Others 5)	34	22	43	132

### TOP 10 FARM SYSTEMS FOR 1987 BASED ON REGULAR-SEASON WON-LOST PERCENTAGE

Rank - Team	Won	Lost	Pct.	# Teams in Playoffs
1. Milwaukee Brewers	370	256	.591	5
2. <b>ST. LOUIS CARDINALS</b>	<b>476</b>	<b>363</b>	<b>.567</b>	<b>4</b>
3. Houston Astros	384	316	.549	2
4. Baltimore Orioles	310	257	.547	3
5. Pittsburgh Pirates	379	320	.542	3
6. San Francisco Giants	379	328	.536	4
7. Chicago Cubs	374	328	.533	3
8. San Diego Padres	337	297	.532	4
9. New York Yankees	364	331	.524	2
10. Montreal Expos	361	336	.518	2

# NON-ROSTER PLAYERS INVITED TO SPRING TRAINING

## SCOTT ARNOLD

(58)

### SCOTT GENTRY ARNOLD

#### Pitcher

Ht: 6-2

Bats: Right

Wt: 210

Throws: Right

Age: 25

Born: 8-18-62 at Lexington, Kentucky

**BECAME CARDINAL** — St. Louis' fifth round selection in regular phase of June, 1984, free-agent draft.

**M.L. SERVICE** — 0.000



**1987 SEASON:** Spent his first full season at Arkansas (AA) and tied Chuck McGrath for club lead in wins (12) and CG (4) ... led the Travelers with 120 strikeouts and was second in innings pitched with 169 ... led the Texas League in games started (29), tied for league lead with two shutouts and finished 5th in strikeouts ... started the season with a 4-0 record ... had a season high 11 strikeouts in complete game victory 4/27 at Jackson ... pitched a shutout in final start of season on 8/28 at Shreveport and notched 9 strikeouts ... has averaged 27 starts and 168 innings pitched in his last three seasons in the minors.

**CAREER HIGHLIGHTS:** **1984** - Selected by St. Louis in fifth round of June free agent draft and signed by Cardinals' scout Mo Mozzali ... tied for Appalachian League lead in games started (13), was second in innings pitched (91.1), third in CG (4) and tied for third in strikeouts (90). **1985** - was fourth in South Atlantic League in strikeouts (169) in 169 innings ... tied for fourth in league with 7 CG ... was 3-3, 3.07 ERA for Cardinals' entry in Florida Winter Instructional League. **1986** - Opened the season at St. Petersburg where he was selected to play in the Florida State League All-Star Game ... hurled two-hit shutout on 7/31 in 7-0 win vs Tampa ... promoted to Arkansas on 8/2 ... in first start at Double A on 8/5 pitched a one-hit shutout vs Shreveport in 4-0 win ... was seventh in Florida State League ERA (2.71) and tied for third in league with three shutouts.

**MISC:** Graduated from Lafayette High School (Lexington, KY) in 1980 ... majored in history at Miami University of Ohio ... while there lettered in baseball and was all-conference in 1984 ... played amateur baseball in Little League, Babe Ruth and Connie Mack programs.

### ARNOLD — COMPLETE RECORD

Year	Club	W-L	ERA	G	GS	CG	SHO	SV	IP	H	R	ER	BB	SO
1984	Johnson City	4-5	3.05	14	13	4	0	0	91.1	80	38	31	38	90
	Springfield	0-1	9.00	1	1	0	0	0	6	6	6	6	0	9
1985	Savannah	8-9	3.30	24	24	7	1	0	169	131	76	62	70	169
1986	St. Petersburg	10-5	2.71	22	22	4	3	0	136.1	121	57	41	39	85
	Arkansas	4-1	3.81	5	5	1	1	0	28.1	24	15	12	14	23
1987	Arkansas	12-9	4.05	29	29*	4	2	0	169	151	84	76	74	120

\*Led League

# CRIS CARPENTER

(61)

## CRIS HOWELL CARPENTER

### Pitcher

Ht: 6-1

Bats: Right

Wt: 185

Throws: Right

Age: 22 (Turns 23 on May 5)

Born: 5-5-65 at St. Augustine, Florida

**BECAME CARDINAL** — Selected by St. Louis in first round (14th player overall) of the June, 1987, free-agent draft.

**M.L. SERVICE** — 0.000



**1987 SEASON:** Junior reliever posted a 9-4 mark with a 2.66 ERA and 11 saves for the University of Georgia Bulldogs ... struck out 102 batters in 105 innings helping Georgia make its first-ever College World Series appearance ... was named second-team All-America and second-team All-Southeastern Conference ... was Cardinals first selection (14th player overall) in the June free-agent draft ... joined Team USA where he posted 6-1 record with 5 saves and a 1.37 ERA ... led Team USA in ERA, saves, games (32) and innings (59.1) ... his 69 strikeouts tied for team lead ... was 3-1 with a 0.90 ERA and one save during the Pan American games ... appeared in six of Team USA's nine games (20 IP) and recorded 23 strikeouts ... was named MVP of the Pan-Am games, as he helped Team USA to a silver medal finish ... was among finalists for the United States Baseball Federation Golden Spikes Award ... was named Summer Player of the Year by Baseball America ... signed by the Cardinals on Sept. 1 ... played for Cardinals' entry in the Winter Instructional League ... in three games he posted a 1.38 ERA and struck out 17 batters in 13 innings of work.

**MISC:** Graduated from Gainesville (GA) High School in 1983 ... was all-state selection his senior year and Georgia athlete of the year in 1984 ... Gainesville High produced major leaguers Tommy Aaron, Jody Davis and Billy Lothridge as well ... lettered in football, basketball and baseball in high school ... attended University of Georgia and was two-time all-SEC and all-American selection ... was drafted by Toronto in 7th round of 1986, June draft but did not sign ... was voted top pro prospect by scouts after an impressive showing during 1986 Cape Cod League summer play ... played American Legion and Little League ball ... was all-SEC and honorable mention all-American punter for Georgia football team ... could have competition from Cards' Vince Coleman, who was punter at Florida A & M.

### CARPENTER — COLLEGIATE RECORD

Year	School	W-L	ERA	G	GS	CG	SHO	SV	IP	H	R	ER	BB	SO
1985	Georgia	6-5	3.49	28	0	0	0	8	56.2	52	29	22	20	71
1986	Georgia	7-4	2.88	30	0	0	0	14	75.0	62	27	24	23	87
1987	Georgia	9-4	2.66	39	1	1	0	11	105.0	99	33	31	21	102
<b>TOTALS</b>		<b>22-13</b>	<b>2.93</b>	<b>97</b>	<b>1</b>	<b>1</b>	<b>0</b>	<b>33</b>	<b>236.2</b>	<b>213</b>	<b>89</b>	<b>77</b>	<b>64</b>	<b>260</b>

### CARPENTER — CAREER TRANSACTIONS

- Selected by Toronto Blue Jays' organization in 7th round of free-agent draft, June, 1986.
- Selected by St. Louis Cardinals' organization in 1st round (14th player selected) of free-agent draft, June, 1987.

# JEFF FASSERO

(52)

## JEFFREY JOSEPH FASSERO

### Pitcher

Ht: 6-1                      Bats: Left  
Wt: 180                     Throws: Left

Age: 25  
Born: 1-5-63 at Springfield, Illinois

**BECAME CARDINAL** — Selected by St. Louis in 22nd round of June, 1984, free-agent draft.

**M.L. SERVICE** — 0.000



**1987 SEASON:** In his 4th professional season and his first year of AA play, Fassero was a consistent performer for the Travelers throughout the '87 campaign ... pitched in 28 games and started 27 ... posted a career-high 118 strikeouts and reached the 10-win plateau for the second straight season ... his 118 strikeouts were second on the club to Scott Arnold (120) ... finished 14th among Texas League pitchers in ERA ... shutout El Paso on May 20, in the midst of a personal four-game win streak ... was 4-0 with a 2.10 ERA from May 15-June 5 ... had close to a 2:1 strikeouts-to-walks ratio ... won his first game of the season on April 23 vs Tulsa, while striking out a season-high 10 batters ... averaged 7 strikeouts per nine innings.

**CAREER HIGHLIGHTS:** 1984 - Selected by St. Louis in 22nd round of the June draft and signed by Jim Belz ... tied for club lead in wins (4) at Johnson City ... averaged 7.96 SO per 9 IP. 1985 - Split season between relief (14 appearances) and starting (15 starts). 1986 - Led St. Petersburg (A) to Florida State League Championship as "ace" of the pitching staff ... paced loop in IP (176), tied for lead GS (26), tied for third wins (13), fourth ERA (2.45) and fourth strikeouts (112) ... pitched three-hitter 6/18 vs Miami ... selected for F.S.L. All-Star Game ... named to Howe News Bureau post season All-Star Team ... tied for league lead in total chances (46) ... was 2-0 in two playoff starts with 1.29 ERA (2 ER in 14 IP).

**MISC:** Graduated from Griffin H.S. (Springfield, IL) in 1981 ... lettered in baseball and football ... pitched two years at Lincoln Land Community College ... majored in sports management and pitched in 1984 for University of Mississippi ... played amateur baseball in Khoury, Pony, Mickey Mantle, Connie Mack and Thoroughbred Programs ... played in Central, IL Collegiate League ... enjoys golf, fishing, hunting and tennis.

### FASSERO — COMPLETE RECORD

Year	Club	W-L	ERA	G	GS	CG	SHO	SV	IP	H	R	ER	BB	SO
1984	Johnson City	4-7	4.59	13	11	2	0	1	66.2	50	24	14	27	51
1985	Springfield	4-8	4.01	29	15	1	0	1	119	125	78	53	45	65
1986	St. Petersburg	13-7	2.45	26	26	6	1	0	176	156	63	48	56	112
1987	Arkansas	10-7	4.10	28	27	2	1	0	151.1	168	90	69	67	118

# MIKE FITZGERALD

(57)

## MICHAEL PATRICK FITZGERALD

### First Baseman

Ht: 6-1                      Bats: Right  
Wt: 200                     Throws: Right

Age: 23 (Turns 24 on March 28)  
Born: 3-28-64 at Savannah, Georgia

**BECAME CARDINAL** — Selected 1st round secondary phase (21st player overall by Cardinals in June, 1984, free-agent draft.

**M.L. SERVICE** — 0.000



**1987 SEASON:** In his first season of AA play slugging first baseman led Arkansas in games (126), runs (72), hits (128), doubles (36), home runs (27) and RBI (108) ... tied for

Texas League lead in RBI, fourth in doubles, fifth in homers and led loop with 15 GW-RBI ... his .286 average was second on the club to Kennedy Infante (.290) ... set personal bests for runs, doubles, home runs and RBI ... played 111 games at first and led the league in assists (76) and errors (25) ... finished the season with a 9-game hitting streak (14-for-34; .412) ... collected his 100th RBI on 8/25, marking the first time that he'd hit century mark for RBI ... was 3-for-3 with double, 2 HR and 4 RBI on May 2 (1) vs Shreveport ... enjoyed a 3-for-4 day with double, triple and single-game high 5 RBI on June 25 vs Shreveport ... had a .566 slugging pct. and a .339 on-base pct. ... played for Cardinals' entry in Winter Instructional League ... batted .279 with 1 HR and 14 RBI in 28 games.

**CAREER HIGHLIGHTS:** **1984** - Drafted by St. Louis in first round of secondary phase of June draft and signed by Cardinals' scout Vern Benson ... led Appalachian League in batting (.345) and loop's catchers in double plays turned (4) ... was named to league post-season All-Star Team. **1985** - 37 of 105 (35%) hits went for extra bases ... following regular season played for Cardinals' entry in Florida Winter Instructional League and in 28 games had a batting average of .329. **1986** - Helped lead Springfield (A) to best regular season record in Midwest League ... split time between 1B (76 games), C (35) and Designated Hitter ... went 3-for-3 with two doubles, a homer and three RBI on 5/26 vs Kenosha ... had a 12-game hitting streak from 5/19-30 (21-for-49; .429) ... registered finest offensive performance of career on 6/9 vs Burlington with 4-for-5, two doubles, a grand slam and seven RBI ... hit second grand slam of season, 8/17 vs Beloit ... had two homer games twice, 6/19 vs Wausau and 7/24 vs Peoria ... led League in GW-RBI (17) and SF (10) ... was 8th in loop batting (.297), 4th in hits (148) and 4th in total bases (243) ... selected for Midwest League All-Star Game and named to Howe News Bureau post-season All-Star Team as Designated Hitter.

**MISC:** Graduated from Benedictine Military High School, Savannah, GA in 1982 ... layed baseball (All-State, MVP) and football (All-State, MVP) ... attended Middle Georgia J.C., 1983-84 ... was drafted by Cleveland Indians in tenth round of 1984 January free-agent draft, but elected to stay in school ... enjoys weight lifting, fishing and jogging.

### FITZGERALD — COMPLETE RECORD

Year	Club	AVG.	G	AB	R	H	2B	3B	HR	RBI	BB	SO	SB
1984	Johnson City	.345*	51	171	31	59	11	0	7	31	18	25	2
1985	Springfield	.254	113	413	58	105	21	0	16	62	32	64	1
1986	Springfield	.297	126	498	74	148	30	4	19	93	19	90	1
1987	Arkansas	.286	126	447	72	128	36	4	27*	108	35	94	3

\*Led League

## DICK GRAPENTHIN (62)

### RICHARD RAY GRAPENTHIN


#### Pitcher

Ht: 6-2                      Bats: Right  
Wt: 190                      Throws: Right

Age: 29 (Turns 30 on April 16)  
Born: 4-16-58 at Linn Grove, Iowa

**BECAME CARDINAL** — Signed by Louisville as a six-year minor league free-agent in January, 1987.

**M.L. SERVICE** — 0.113



**1987 SEASON:** Signed by St. Louis as a free-agent in January, following his being declared a free-agent in October, 1986 under the National Association six-year plan ... spent his first year in the Cardinal organization at Louisville, where he was used as a reliever and appeared in a club-high 55 games ... In his eighth season of professional baseball, the big right-hander was involved in 12 of Louisville's 78 victories ... notched a career-high 49 strikeouts in 99 innings of work ... opened the season with three straight wins and two saves before July ... had a season-high four strikeouts on July 25 at Iowa.

**CAREER HIGHLIGHTS:** **1980** - Signed by Expos as a non-drafted free-agent in July. **1981** - Appeared in a career-high 31 games at West Palm Beach and notched his first professional save. **1982** - Grapenthin began the season at A-San Jose of the California League, posting a 0.80 ERA with a 2-1 record and 9 saves in 27 relief appearances ... he was promoted to AAA-Wichita on July 11 and gained a save in his first appearance, a 9-8 win over

Evansville, striking out 2 batters in 1 shutout inning on July 14 ... was 2-2 with 3 saves in 20 games at Wichita ... pitched in Florida Instructional League where he was 1-1 with 8 saves and a 1.35 ERA in 18 appearances. **1983** - Became the last pitcher cut before Opening Day and the first pitcher recalled when Woody Fryman was injured on April 11 ... Grap reported on April 14, the day before his AAA-Wichita teammates were to open ... he made his major league debut on May 3 and was the loser, pitching 4 innings of relief vs Atlanta ... was optioned to Wichita on May 15 ... recalled when Fryman was disabled for a second time on July 29, he was optioned again on August 9 ... was recalled, not to report on September 1 ... in 40 relief appearances at AAA-Wichita, Grapenthin was 5-5 with 8 saves and a 3.84 ERA ... he led the Aeros' staff in relief points (21), based on the formula established by the Roloids Relief Man award. **1984** - Named the all-star right-handed pitcher in the AAA-American Association at the end of the season, Grapenthin led the league in saves with 18 ... won the top reliever award in the league, using the Roloids point formula, with 41 points ... recalled by the Expos on August 5, he was immediately thrust into action as a last-minute starter for the injured David Palmer, losing 4-3 to the Cubs at Wrigley Field following Keith Moreland's 3rd-inning grand slam ... notched his first big-league save on August 22 in Los Angeles and his first victory on September 10 in Pittsburgh, yielding no runs and one hit in 4-2/3 relief innings ... overall, the slider specialist appeared in 66 games and 114 innings between the two leagues ... played winter ball with Escogido in the Dominican Republic. **1985** - Began the year at Indianapolis (AAA), leading the club in games (48), games finished (33) and saves (11) ... tied for the International League in double plays for pitchers with four ... played briefly for Montreal, appearing in five games with no decisions. **1986** - Sold to San Diego organization prior to the 1986 season and was assigned to Las Vegas (AAA) ... appeared in 39 games, helping lift the Stars to the Pacific Coast League title with a 3-3 mark and 2 saves.

**MISC:** Grapenthin was signed to a contract by the Expos after a tryout camp in Mankato, Minnesota in July 1980 ... graduate of Sioux Valley H.S. in Linn Grove, Iowa ... studied at Mesa Community College in Arizona for two years and another two at Indiana State, graduating in 1980 ... had 9-2 record in final collegiate year ... appeared in 179 games in five seasons with Expos' farm teams, compiling a 22-22 record and 43 saves ... married Cindy Taylor on February 16, 1985 ... earned physical education degree from Indiana State ... enjoys hunting and fishing.

### GRAPENTHIN — COMPLETE RECORD

Year	Club	W-L	ERA	G	GS	CG	SHO	SV	IP	H	R	ER	BB	SO
1980	Jamestown	2-2	5.67	7	2	0	0	0	27	30	17	17	14	24
1981	West Palm Beach	5-4	4.50	31	3	0	0	5	80	96	47	40	22	44
1982	San Jose	2-1	0.80	27	0	0	0	9	45	41	7	4	19	39
	Wichita	2-2	4.73	20	2	0	0	3	32	36	21	17	16	23
1983	Montreal	0-1	9.00	1	0	0	0	0	4	4	4	4	1	3
	Wichita	5-5	3.84	40	0	0	0	8	70	72	35	30	26	33
1984	Indianapolis	6-7	3.07	53	0	0	0	18	91	81	38	31	33	44
	Montreal	1-2	3.52	13	1	0	0	2	23	19	9	9	7	9
1985	Indianapolis	5-7	3.74	48	0	0	0	11	84	77	38	35	31	24
	Montreal	0-0	14.14	5	0	0	0	0	7	13	11	11	8	4
1986	Las Vegas	3-3	5.01	39	1	0	0	2	70	92	60	39	28	33
1987	Louisville	4-6	3.64	55	0	0	0	8	99	107	50	40	32	49
<b>MAJOR TOTALS</b>		<b>1-3</b>	<b>6.35</b>	<b>19</b>	<b>1</b>	<b>0</b>	<b>0</b>	<b>2</b>	<b>34</b>	<b>36</b>	<b>24</b>	<b>24</b>	<b>16</b>	<b>16</b>

### GRAPENTHIN — MAJOR LEAGUE HITTING TOTALS

	AVG.	AB	H	HR	RBI
CAREER	.167	6	1	0	0

### GRAPENTHIN — CAREER TRANSACTIONS

- Signed by Expos as a non-drafted free-agent, July 9, 1980.
- Contract purchased by San Diego, 1986.
- Declared free-agent under National Association 6-year Renewal Plan, October 15, 1986.
- Signed by Louisville as a free-agent, January 27, 1987.

# MIKE PEREZ

(63)

## MICHAEL IRVIN PEREZ

### Pitcher

Ht: 6-0

Bats: Right

Wt: 187

Throws: Right

Age: 23

Born: 10-19-64 at Yauco, Puerto Rico

**BECAME CARDINAL** — Selected by St. Louis in 13th round of the June, 1986, free-agent draft.

**M.L. SERVICE** — 0.000



**1987 SEASON:** Used exclusively as a reliever by the Springfield Cardinals, Perez went on to make National Association history . . . his 41 saves were the most ever recorded by a National Association reliever, and his 92 relief points were the most ever compiled by a farmhand during the seven-year history of the National Association Rolands Relief Man competition . . . his 41 saves broke Mark Huismann's previous record 33 set in 1985, and his 92 relief points shattered the previous high of 72 set by Springfields' Paul Wilmet in 1986 . . . posted a sparkling 0.85 ERA and allowed just eight earned runs . . . led Midwest League relievers in saves and games finished (51), and tied for second in appearances (58) . . . earned selection to the Midwest League All-Star team . . . averaged 12.7 strikeouts per nine innings pitched . . . was involved in 47 of Springfields' 94 wins (50%) . . . had at least one strikeout in 56 of his 58 appearances (97%) . . . recorded 13 saves during June . . . had saves in 13 of 14 appearances from 6/8-7/1 . . . allowed runs in just 8 of his 58 appearances (14%) . . . posted season-high 5 strikeout games on four occasions . . . was named among Midwest League's top-10 major league prospects by Baseball America.

**CAREER HIGHLIGHTS: 1986** - Selected by St. Louis in 13th round of the June free-agent draft and signed by Cardinals' scout Marty Maier . . . was assigned to Johnson City (R) where he appeared in 18 games (8 starts) and finished 8th among Appalachian League hurlers in ERA (2.97) . . . had better than 3:1 strikeouts to walks ratio (72/22).

**MISC:** Graduated from high school in his native Yauco, Puerto Rico in 1982 . . . earned varsity letters in baseball and volleyball . . . attended San Jose (CA) City College 1982-84 . . . lettered in baseball . . . attended Troy State University and majored in Physical Education . . . lettered in baseball and was NCAA Division II All-American in 1986.

### PEREZ — COMPLETE RECORD

Year	Club	W-L	ERA	G	GS	CG	SHD	SV	IP	H	R	ER	BB	SO
1986	Johnson City	3-5	2.97	18	8	2	0	3	72.2	69	35	24	22	72
1987	Springfield	6-2	0.85	58	0	0	0	41	84.1	47	12	8	21	119

# STEVE PETERS

(36)

## STEVEN BRADLEY PETERS

### Pitcher

Ht: 5-11

Bats: Left

Wt: 175

Throws: Left

Age: 25

Born: 11-14-62 at Oklahoma City, Oklahoma

**BECAME CARDINAL** — Selected 6th round by the Cardinals in June, 1985, free-agent draft.

**M.L. SERVICE** — 0.056



**1987 SEASON:** In just his third year of professional baseball, the 25-year-old Peters made great strides . . . began the year at Arkansas (A) and recorded a career-high 23 saves in 47 games . . . led Texas League relief pitchers in saves, games finished (37) and relief points (50) . . . earned selection to the Texas League and National Association Double-A All-Star teams . . . only allowed runs in 10 of 47 appearances at Arkansas . . . was involved in 27 of

Arkansas' 72 victories (38%) ... averaged 1.05 strikeouts per inning pitched ... was promoted to Louisville (AAA) on July 26 ... continued to sparkle at the Triple-A level, posting a 2-0 mark with a 0.95 ERA in 11 games ... notched saves in 6 of his 11 games with the Redbirds ... continued to average better than one strikeout per innings pitched (1.16 per inning) ... was called up by St. Louis on August 10 and made his major league debut on August 11 at Pittsburgh, working one scoreless inning of relief ... allowed runs in just 2 of 12 appearances with the Cardinals ... earned his first big league save on October 2 vs New York ... was optioned to Louisville on August 20, before being recalled August 30.

**CAREER HIGHLIGHTS:** 1985 - Was Cardinals 6th selection in the regular phase of the June, 1985, free-agent draft ... made three starts at Johnson City (R); 3-0, 0.47 ERA, before being promoted to St. Petersburg (A) ... finished the '85 campaign with a 4-3 mark in 10 starts for St. Petersburg. 1986 - Started the year at Springfield (A) and led Midwest League pitchers in winning percentage .906 (10-1) ... tied for second in shutouts with 3 ... earned a promotion to Arkansas (AA), where he finished 3-3 with one save and a 3.81 ERA.

**MISC:** Graduated from Moore (OK) High School in 1981 ... lettered in baseball (Oklahoma) High School Player of the Year in 1981) ... attended Seminole, Oklahoma Junior College for two years and attended University of Oklahoma for two years, lettering in baseball at both schools ... was All-Big Eight selectee in 1985 and was 14-0 at University of Oklahoma that same year ... played American Legion baseball ... Peters and his wife, Tracy, have one son, Bradley, born 9/22/86.

### PETERS — COMPLETE RECORD

Year Club	W-L	ERA	G	GS	CG	SHO	SV	IP	H	R	ER	BB	SO
1985 Johnson City	3-0	0.47	3	3	2	0	0	19.0	5	1	1	3	30
St. Petersburg	4-3	2.51	10	10	2	0	0	65.0	52	21	18	29	60
1986 Springfield	10-1	2.53	15	15	4	0	0	103.0	78	32	29	36	99
Arkansas	3-3	3.81	10	7	2	0	1	50.0	50	24	21	15	32
1987 Arkansas	4-4	1.57	47	0	0	0	23	74.1	51	16	13	24	78
Louisville	2-0	0.95	11	0	0	0	6	19.0	13	2	2	4	22
St. Louis	0-0	1.80	12	0	0	0	1	15.0	17	3	3	6	11
MAJOR TOTALS	0-0	1.80	12	0	0	0	1	15.0	17	3	3	6	11

### PETERS — MAJOR LEAGUE HITTING TOTALS

	AVG.	AB	H	HR	RBI
1987	.000	2	0	0	0
CAREER	.000	2	0	0	0

### PETERS — CAREER TRANSACTIONS

— Selected by St. Louis Cardinals' organization in 6th round of free-agent draft, June, 1985.

### PETERS — DETAILED PITCHING STATISTICS

	W-L	ERA	G	CG	SV	IP	ER	H	BB	SO						
Totals	0-0	1.80	12	0	1	15.0	3	17	6	11						
After ASG	0-0	1.80	12	0	1	15.0	3	17	6	11						
Night	0-0	0.87	8	0	1	10.1	1	10	4	6						
Day	0-0	3.86	4	0	0	4.2	2	7	2	5						
Grass	0-0	0.00	2	0	0	1.0	0	1	1	1						
Turf	5-0	1.93	10	0	1	14.0	3	16	2	10						
Home	0-0	0.00	6	0	1	8.1	0	5	4	6						
Road	0-0	4.05	6	0	0	6.2	3	12	2	5						
August	0-0	1.59	4	0	0	5.2	1	8	2	4						
Sept.-Oct.	0-0	1.93	8	0	1	9.1	2	9	4	7						
vs. East	0-0	1.46	10	0	1	12.1	2	14	4	11	0-0	1	10	12.1	1.46	2
Chi	0-0	0.00	2	0	0	1.1	0	2	0	2	0-0	0	2	1.1	0.00	0
Mil	0-0	9.00	1	0	0	2.0	2	4	0	2	0-0	0	1	2.0	9.00	2
NY	0-0	0.00	4	0	1	4.0	0	2	3	3	0-0	1	4	4.0	0.00	0
Pha	0-0	0.00	1	0	0	2.0	0	1	1	2	0-0	0	1	2.0	0.00	0
Pitt	0-0	0.00	2	0	0	3.0	0	5	0	2	0-0	0	2	3.0	0.00	0
vs. West	0-0	3.38	2	0	0	2.2	1	3	2	0	0-0	0	2	2.2	3.38	1
Cin	0-0	0.00	1	0	0	2.0	0	1	1	0	0-0	0	1	2.0	0.00	0
Hou	0-0	13.50	1	0	0	0.2	1	2	1	0	0-0	0	1	0.2	13.50	1

**1987 HIGHS:**  
**Most Strikeouts:** 2, three times.  
**Longest Scoreless Innings**  
**Streak:** 5.1 IP, 9/7-10/4.  
**Longest Relief Appearance:** 2 IP, five times.  
**CAREER HIGHS:**  
**Most Strikeouts:** 2, three times.  
**Longest Scoreless Innings**  
**Streak:** 5.1 IP, 9/7-10/4.  
**Longest Relief Appearance:** 2 IP, five times.

**CAREER**  
**W-L SV G IP ERA ER**

## ST. LOUIS CARDINALS' 1988 ROSTER

No. Name PITCHERS (14)	B	T	Ht.	Wt.	Birth Date	Place of Birth	Residence
44 BUONANTONY, RICH	R	R	6-4	205	11-28-62	Hoboken, NJ	Las Vegas, NV
40 CONROY, TIM	L	L	6-1	185	4-3-60	Monroeville, PA	Monroeville, PA
34 COX, DANNY	R	R	6-4	225	9-21-59	Northhampton, ENG	St. Louis, MO
46 DAYLEY, KEN	L	L	6-0	180	2-25-59	Jerome, ID	St. Louis, MO
48 DeLEON, JOSE	R	R	6-3	215	12-20-60	Rancho Viejo, LaVega, D.R.	Perth Amboy, NJ
31 FORSCH, BOB	R	R	6-3	215	1-13-50	Sacramento, CA	St. Louis, MO
56 HILL, KEN	R	R	6-2	175	12-14-65	Lynn, MA	Lynn, MA
41 MAGRANE, JOE	R	L	6-6	230	7-2-64	Des Moines, IA	St. Louis, MO
53 MATHEWS, GREG	R	L	6-2	180	5-17-62	Harbor City, CA	St. Louis, MO
39 O'NEAL, RANDY	R	R	6-2	195	8-30-60	Ashland, KY	West Palm Beach, FL
37 TERRY, SCOTT	R	R	5-11	195	11-21-59	Hobbs, NM	Pleasanton, TX
30 TUDOR, JOHN	L	L	6-0	185	2-2-54	Schenectady, NY	Peabody, MA
42 TUNNELL, LEE	R	R	6-1	180	10-30-60	Tyler, TX	Austin, TX
38 WORRELL, TODD	R	R	6-5	210	9-28-59	Arcadia, CA	Temple City, CA

No. Name CATCHERS (4)	B	T	Ht.	Wt.	Birth Date	Place of Birth	Residence
25 LAKE, STEVE	R	R	6-1	190	3-14-57	Inglewood, CA	Glendale, AZ
19 PAGNOZZI, TOM	R	R	6-1	190	7-30-62	Tucson, AZ	Tucson, AZ
26 PENA, TONY	R	R	6-0	185	6-4-57	Monte Cristi, DR	Santiago, DR
54 STEPHENS, RAY	R	R	6-0	190	9-22-62	Houston TX	Charleston, TN
<b>INFIELDERS (10)</b>							
10 BOOKER, ROD	L	R	6-0	175	9-4-58	Los Angeles, CA	Altadena, CA
28 HERR, TOM	S	R	6-0	185	4-4-56	Lancaster, PA	Denver, PA
5 HORNER, BOB	R	R	6-1	215	8-6-57	Junction City, KS	Irving, TX
60 JONES, TIM	L	R	5-10	175	12-1-62	Sumpter, SC	Sumpter, SC
35 LAGA, MIKE	L	L	6-2	210	6-14-60	Ridgewood, NJ	Northampton, MA
12 LAWLESS, TOM	R	R	5-11	165	12-19-56	Erie, PA	St. Louis, MO
11 OQUENDO, JOSE	S	R	5-10	160	7-4-63	Rio Piedras, PR	Rio Piedras, PR
50 PENA, GERONIMO	R	R	6-1	170	3-29-67	Distrito Nacional, DR	Distrito Nacional, DR
9 PENDLETON, TERRY	S	R	5-9	180	7-16-60	Los Angeles, CA	St. Louis, MO
1 SMITH, OZZIE	S	R	5-10	155	12-26-54	Mobile, AL	St. Louis, MO

<b>OUTFIELDERS (7)</b>							
55 COLE, ALEX	L	L	6-2	170	8-17-65	Fayetteville, NC	Richmond, VA
29 COLEMAN, VINCE	S	R	6-0	170	9-22-61	Jacksonville, FL	St. Louis, MO
27 FORD, CURT	L	R	5-10	150	10-11-60	Jackson, MS	St. Louis, MO
22 GREEN, DAVID	R	R	6-1	185	12-4-60	Managua, NIC	Arnold, MO
15 LINDEMAN, JIM	R	R	6-1	200	1-10-62	Evanston, IL	Des Plaines, IL
51 McGEE, WILLIE	S	R	6-1	175	11-2-58	San Francisco, CA	Hercules, CA
33 MORRIS, JOHN	L	L	6-1	185	2-23-61	Freeport, NY	St. Petersburg, FL

### NON-ROSTER INVITEES TO SPRING TRAINING

No. Name PITCHERS (6)	B	T	Ht.	Wt.	Birth Date	Place of Birth	Residence
58 ARNOLD, SCOTT	R	R	6-2	210	8-18-62	Lexington, KY	Lexington, KY
61 CARPENTER, CRIS	R	R	6-1	185	5-5-65	Gainesville, GA	Gainesville, GA
52 FASSERO, JEFF	L	L	6-1	180	1-5-63	Springfield, IL	Springfield, IL
62 GRAPENTHIN, DICK	R	R	6-2	190	4-16-58	Linn Grove, IA	Terre Haute, IN
36 PETERS, STEVE	L	L	5-11	175	11-14-62	Oklahoma City, OK	Harah, OK

63 PEREZ, MIKE	R	R	6-0	187	10-19-64	Yauco, PR	Yauco, PR
----------------	---	---	-----	-----	----------	-----------	-----------

No. Name INFIELDERS (1)	B	T	Ht.	Wt.	Birth Date	Place of Birth	Residence
57 FITZGERALD, MIKE	R	R	6-1	200	3-28-64	Savannah, GA	Savannah, GA

\*\*Injury Rehabilitation

### COACHES:

RED SCHOENDIENST (2) - DAVE RICKETTS (3) - MIKE ROARKE (4)  
RICH HACKER (7) - JOHNNY LEWIS (8) - NICK LEYVA (16)

## MANAGER: WHITEY HERZOG (24)

1987 Club	W-L	ERA	G	GS	CG	SHO	SV	IP	H	R	ER	BB	SO	M.L. Serv.
Louisville	3-3	4.50	16	3	1	1	0	72.0	88	46	36	32	41	0.000
Louisville	1-0	3.86	4	4	0	0	0	16.1	11	7	7	8	14	4.093
St. Louis	3-2	5.53	10	9	0	0	0	40.2	48	26	25	25	22	
St. Louis	11-9	3.88	31	31	2	0	0	199.1	224	99	86	71	101	4.036
Louisville**	0-0	4.50	1	1	0	0	0	2.0	1	1	1	1	1	4.094
St. Louis	9-5	2.66	53	0	0	0	4	61.0	52	21	18	33	63	

Chicago (A)	11-12	4.02	33	31	2	0	0	206.0	177	106	92	97	153	3.161
St. Louis	11-7	4.32	33	30	2	1	0	179.0	189	90	86	45	89	13.099
Arkansas	3-5	5.20	18	8	0	0	2	53.2	60	33	31	30	48	0.000
St. Petersburg	1-3	4.17	18	4	0	0	2	41.0	38	19	19	17	32	
Louisville	1-0	1.93	3	3	1	1	0	23.1	16	7	5	3	17	0.164
St. Louis	9-7	3.54	27	26	4	2	0	170.1	157	75	67	60	101	
Louisville	3-0	2.05	3	3	2	2	0	22.0	18	5	5	3	20	1.129
St. Louis	11-11	3.73	32	32	2	1	0	197.2	184	87	82	71	108	
Atlanta	4-2	5.61	16	10	0	0	0	61.0	79	41	38	24	33	2.092
Louisville	3-1	4.56	7	7	1	0	0	47.1	54	27	24	10	19	
St. Louis	0-0	1.80	1	1	0	0	0	5.0	2	1	1	2	4	
Nashville	11-10	3.96	27	27	10	0	0	181.2	199	94	80	48	91	1.003
St. Louis	0-0	3.38	11	0	0	0	0	13.1	13	5	5	8	9	
Louisville**	1-0	7.88	2	2	0	0	0	8.0	11	8	7	1	3	7.158
St. Louis	10-2	3.84	16	16	0	0	0	96.0	100	43	41	32	54	
Louisville	4-1	3.41	6	6	1	1	0	37.0	33	16	14	19	32	3.148
St. Louis	4-4	4.84	32	9	0	0	0	74.1	90	45	40	34	49	
St. Louis	8-6	2.66	75	0	0	0	33	94.2	86	29	28	34	92	2.041

1987 Club	AVG.	G	AB	R	H	2B	3B	HR	RBI	BB	SO	SB	M.L. Serv.
St. Louis	.251	74	179	19	45	7	2	2	19	10	18	0	4,114
Louisville	.313	84	320	53	100	20	2	14	71	30	50	0	0.087
St. Louis	.188	27	48	8	9	1	0	2	9	4	13	1	
Louisville**	.375	2	8	0	3	0	0	0	0	0	2	0	7.035
St. Louis	.214	116	384	40	82	13	4	5	44	36	54	6	
Arkansas	.251	100	307	35	77	20	0	8	42	37	68	6	0.000
Louisville	.133	9	30	1	4	0	0	0	2	5	9	0	

Louisville	.348	34	135	25	47	3	1	1	21	20	24	5	0.132
St. Louis	.277	44	47	9	13	1	1	0	8	7	7	2	
St. Louis	.263	141	510	73	134	29	0	2	83	68	62	19	8.015
Yakult (Japan)	.327	93	303	60	99	—	—	31	73	51	65	0	8.108
Arkansas	.330	61	176	23	58	11	0	3	26	29	16	15	0.000
Louisville	.283	73	276	48	78	14	3	4	43	29	27	11	
Louisville	.304	116	418	81	127	35	2	29	91	48	93	1	2.022
St. Louis	.138	17	29	4	4	1	0	1	4	2	7	0	
St. Louis	.080	19	25	5	2	1	0	0	0	3	5	2	4.001
St. Louis	.286	116	248	43	71	9	0	1	24	54	29	4	3.120
Savannah	.269	134	505	95	136	28	3	9	51	73	98	80	0.000
St. Louis	.286	159	583	82	167	29	4	12	96	70	74	19	3.075
St. Louis	.303	158	600	104	182	40	4	0	75	89	36	43	10.000

Arkansas	.256	125	477	68	122	12	4	2	27	44	55	68	0.000
St. Louis	.289	151	623	121	180	14	10	3	43	70	126	109	3.000
St. Louis	.285	89	228	32	65	9	5	3	26	14	32	11	1.163
Louisville	.356	50	180	38	64	21	1	4	27	15	29	3	4.017
St. Louis	.267	14	30	4	8	2	1	1	1	2	5	0	
Louisville**	.308	20	78	11	24	3	1	4	10	8	15	0	1.034
St. Louis	.208	75	207	20	43	13	0	8	28	11	56	3	
St. Louis	.285	153	620	76	177	37	11	11	105	24	90	16	5.148
Louisville	.340	14	47	13	16	5	2	3	12	11	0	2	1.051
St. Louis	.261	101	157	22	41	6	4	3	23	11	22	5	

1987 Club	W-L	ERA	G	GS	CG	SHO	SV	IP	H	R	ER	BB	SO	M.L. Serv.
Arkansas	12-9	4.05	29	29	4	2	0	169.0	151	84	76	74	120	0.000
Arkansas								(HAS NO PROFESSIONAL RECORD)						0.000
Arkansas	10-7	4.10	28	27	2	1	0	151.1	168	90	69	67	118	0.000
Louisville	4-6	3.64	55	0	0	0	8	99.0	107	50	40	32	49	0.113
Arkansas	4-4	1.57	47	0	0	0	23	74.1	51	16	13	24	78	0.056
Louisville	2-0	0.95	11	0	0	0	6	19.0	13	2	2	4	22	
St. Louis	0-0	1.80	12	0	0	0	1	15.0	17	3	3	6	11	
Springfield	6-2	0.85	58	0	0	0	41	84.1	47	12	8	21	119	0.000

1987 Club	AVG.	G	AB	R	H	2B	3B	HR	RBI	BB	SO	SB	M.L. Serv.
Arkansas	.286	126	447	72	128	36	4	27	108	35	94	3	0.000

**TEAM PHYSICIAN: DR. STAN LONDON**  
**TRAINER: GENE GIESELMANN**  
**TRAVELING SECRETARY: C.J. CHERRE**  
**EQUIPMENT MANAGER: BUDDY BATES**

An aerial, black and white photograph of a baseball stadium. The field is visible in the center, with its bases and pitcher's mound clearly marked. The stands are filled with spectators, and the stadium's structure is visible around the perimeter. The text "THE FARM SYSTEM" is printed vertically on the right side of the image.

THE FARM SYSTEM

— CARDINAL STADIUM —  
Home of Louisville Redbirds

685-2422

## FARM AND SCOUTING DEPARTMENT

Lee Thomas .....	Director of Player Development
Fred McAlister .....	Director of Scouting
Marty Maier .....	Assistant Director of Scouting
George Kissell .....	Field Coordinator for Player Development
Scott Smulczynski .....	Assistant/Player Development and Scouting

## SCOUTING SUPERVISORS

Vern Benson .....	Granite Quarry, North Carolina
Jim Belz .....	Springfield, Illinois
Steve Flores .....	LaHabra, California
James J. Johnston .....	San Leandro, California
Marty Keough .....	Irvine, California
Tom McCormack .....	University City, Missouri
Joe Morlan .....	New Albany, Ohio
Joe Rigoli .....	Hopatcong, New Jersey
Mike Roberts .....	Raytown, Missouri
Hal Smith .....	Houston, Texas
Charles (Tim) Thompson .....	Lewistown, Pennsylvania
Albert (Rube) B. Walker (Special Assignment Scout) .....	Smyrna, Georgia

## SCOUTS

Jorge Aranzamendi .....	Rio Piedres, P.R.	Juan J. Melo .....	Bani, D.R.
James "Red" Brown .....	Newport, KY	Virgil Melvin .....	Herrin, IL
Cromer, Roy .....	Lexington, SC	Ramon Ortiz .....	Maracay, Aragua, Venez.
Roberto Diaz .....	Santo Domingo, D.R.	Bob Parks .....	Hagerstown, MD
Cecil Espy .....	San Diego, CA	Joe Popek .....	Clifton, NJ
Manuel Guerra .....	N. Las Vegas, NV	Kenneth Thomas .....	Hermitage, TN
Ray King .....	Torrance, CA		

## 1988 FARM SYSTEM MANAGERS

Club	League	Classification	Manager
Louisville	American Association	AAA	Mike Jorgensen
Arkansas	Texas	AA	Jim Riggleman
St. Petersburg	Florida State	A	Dave Bialas
Springfield	Midwest	A	Mark DeJohn
Savannah	South Atlantic	A	Keith Champion
Hamilton	New York-Penn	A	Dan Radison
Johnson City	Appalachian	Rookie	Gaylen Pitts

## MINOR LEAGUE DIRECTORY

Louisville Redbirds (AAA) P.O. Box 36407 Louisville, KY 40233 502-367-9121	Arkansas Travelers (AA) P.O. Box 5599 Little Rock, AR 72215 501-664-1555	Springfield Cardinals (A) P.O. Box 3004 Springfield, IL 62702 217-525-6570
St. Petersburg Cardinals (A) P.O. Box 12557 St. Petersburg, FL 33733 813-822-3384	Savannah Cardinals (A) P.O. Box 3783 Savannah, GA 31414 912-351-9150	Hamilton Redbirds (A) P.O. Box 1200, Station A Hamilton, Ontario, Canada L8N4B4 416-549-5100
	Johnson City Cardinals (R) P.O. Box 568 Johnson City, TN 37601 615-928-0123	

# MINOR LEAGUE MANAGERS

## MIKE JORGENSEN — LOUISVILLE

Mike Jorgensen ended his 15-plus year major league playing career at the end of the 1985 season and was immediately taken on as an instructor in the Cardinals' minor league organization. Midway in the season, he became manager at St. Petersburg when Dave Bialas moved up from St. Pete to Louisville to replace Jim Fregosi, who was named manager of the Chicago White Sox. Mike completed the season at St. Pete, where the team finished with a 88-48 record, best in the league. Guided Louisville to a second place finish last season; his first as a AAA skipper.

Jorgensen, left-handed hitting outfielder-first baseman, was originally signed by the New York Mets out of the June, 1966, free agent draft, and made it to the major leagues with the Mets briefly in 1968, and came up to stay in 1971. He was traded to Montreal in 1972 and spent five-plus seasons there, then went to Oakland for part of 1977, to the Texas Rangers in 1978 and 1979, then back to the Mets from 1980 until they sent him to Atlanta in 1983. He became a Cardinal on June 15, 1984, in a deal with pitcher Ken Dayley which sent third baseman Ken Oberkfell to Atlanta.

Mike and his wife, Brenda, and three children live in Arlington, TX.

## JIM RIGGLEMAN — ARKANSAS

Jim Riggleman's first year managing at the AA level was successful when his Arkansas team won the first-half title in 1985. However, second-half winner Jackson eliminated the Travelers in the playoff. In 1986 with an overall 67-67 mark, his team finished second in both halves of the Texas League season. Led club to a 72-63 finish during 1987.

Jim previously had two and a half successful seasons at Class A, St. Petersburg, with a 185-171 .520 record and had his team in the playoffs two of three years.

Prior to being called on to manage, Riggleman was serving as a coach for the AAA Louisville Redbirds. A Cardinal farm hand for six years, Riggleman began his coaching career in 1981 when he acted as a player-coach for the Arkansas Travellers for the first part of the campaign and then retired from his playing career in May to concentrate on coaching.

His best year as a player came in 1980 when he batted .295 and hit 21 home runs for the Arkansas Travellers. The third baseman was selected on both the 1980 Topps Chewing Gum National Association Class AA All-Star team and the Texas League's All-Star team. He played in the Los Angeles Dodger organization from 1974 until 1976.

Riggleman, age 35, is a graduate of Frostburg State College with a major in physical education. He lives in Rockville, Maryland.

During the off-season, Riggleman works as a substitute teacher on the high school level.

## DAVE BIALAS — ST. PETERSBURG

In his third season at St. Petersburg, Dave Bialas saw his club capture the FSL Western Division title for the second straight season. Bialas's St. Petersburg club was far in front in 1986 and won easily, although Dave was transferred to Louisville in mid-season when Jim Fregosi left Louisville to become manager of the Chicago White Sox.

Bialas is back in St. Petersburg, where his team in 1985 finished with a 78-62 record and earned a wild card spot in the playoffs. Before he came to St. Pete, Dave had managed Springfield to first-place finishes in 1982 and 1983, and had finished second and third, respectively, in the two halves of the season at Arkansas in 1984.

Bialas spent all of his 10-year minor league career with the Cardinals organization. He began his career in 1973 at Orangeburg and ended it making some appearances as a designated hitter in 1982, as a player-manager at Springfield.

He was originally selected by the Cardinals in the June, 1972, free-agent draft following his graduation from Bellaire, TX, High School. He was signed by Scout Hal Smith. Bialas, born March 6, 1954, at Houston, Texas, lives at Bellaire with his wife and son.

## MARK DeJOHN — SPRINGFIELD

After 14 years in the organizations of the New York Mets and the Detroit Tigers, Mark DeJohn made a successful debut with the Cardinals in 1986 when the Savannah club he managed, finished with an overall 75-60 record and second-place finishes in both halves of the season. Is entering his first season at Springfield after two seasons in Savannah.

He originally signed with the Mets, starting play in 1971 as a shortstop, and switched to the Tigers in 1978. His only major league experience was in 24 games with Detroit in 1983, his final season as a player.

He was a minor league instructor for Detroit in 1984 and a coach and manager at Birmingham in 1985 before leaving the Tiger organization in mid-season to become a coach for the Kansas City Royals' Eugene club in the Northwest League.

DeJohn, born September 8, 1953, at Middletown, CT, now lives at Berlin, CT.

## KEITH CHAMPION — SAVANNAH

Keith Champion, a native of Granite City, IL, begins his first season as a manager in professional baseball. Champion has been serving as coach at Arkansas for the past three years and coached at Savannah in 1985 and Springfield in 1986.

A catcher in the Cardinals' organization from 1982 through 1984, the 28-year-old Champion was an All-American catcher at Southwest Missouri State University (Springfield) from 1977 through 1982. Graduated from Southwest Missouri State in 1981 with a B.A. degree in Fine Arts.

Was a 1977 graduate of Granite City South High School, where he earned All-State honors as a catcher. Keith's brother is head baseball coach at Southern Illinois University (Carbondale) and his father is a scout for the Kansas City Royals. Champion works during the off-season for the Cable News Network in Atlanta, GA.

## DAN RADISON — HAMILTON

Dan Radison is starting his third year as a manager in the Cardinals' organization. In 1986 at Johnson City, his record was 44-22, best in the Appalachian League and the best percentage in the Redbird organization. Last season he guided Johnson City to the Southern Division title with a 42-27 mark.

Radison becomes the first manager of the Hamilton Cardinals, as they replace Erie in the New York-Penn League.

As a player, he was in the Redbird organization from 1972 to 1974, catching at Sarasota, St. Petersburg, Modesto, Arkansas and Tulsa. As a player, he was a 10th round selection in the June, 1972, free agent draft, and was signed by Fred McAlister and Joe Mathes. He has been a manager for the New York Mets for the past two seasons, finishing 7th at Kingsport in the Appalachian League in 1984 and 8th at Little Falls in the New York-Penn League in 1985. He graduated from Columbia, IL, high school in 1969, and later attended Southern Illinois University at Carbondale. He was born Aug. 24, 1950 at St. Louis and now lives in Deerfield Beach, FL.

## GAYLEN PITTS — JOHNSON CITY

Gaylen Pitts returned to the managerial ranks at Savannah in 1985 after spending the previous two seasons in the coach's box at Louisville. Pitts, a former Cardinal minor league player who made it to the major leagues as an infielder with the Oakland A's, rejoined the Cardinals in 1981 serving as manager of the AA team at Arkansas in '81 and the early part of '82. Last year his Springfield team had an 94-46 record, first in the Midwest League. It marked the second straight year that Pitts took Springfield to the Midwest League post-season.

Pitts' previous managing experience came with Modesto of the A's organization where he finished fourth in both 1978 and '79.

He originally signed with the Cardinal organization in 1964 out of Mountain Home, AR, High School, where he lettered in baseball, basketball and football. He also attended the University of Arkansas and Arkansas State University, Jonesboro. He played in the Cardinal minor league organization until 1971, reaching as high as Triple - A. His major league experience was 18 games in 1974 and 10 in 1975 with Oakland.

## THE THREE MILLION CLUB

The Cardinals passed the 3,000,000 attendance mark for the first time in club history on Oct. 3, 1987 and became just the third club in M.L. history to reach three million (Los Angeles - 7 times, New York - 1) . . . The Cardinals drew a M.L. high 3,072,122 fans last season, surpassing the Mets who drew 3,027,121 fans at home . . . The Cardinals eclipsed N.L. record for road attendance with 2,321,960 fans on the road in 1987.

### MAJOR LEAGUE ALL-TIME TOP 10

1. Los Angeles	3,608,881 — 1982
2. Los Angeles	3,510,313 — 1983
3. Los Angeles	3,347,845 — 1978
4. Los Angeles	3,264,593 — 1985
5. Los Angeles	3,249,287 — 1980
6. Los Angeles	3,134,824 — 1984
7. ST. LOUIS	3,072,122 — 1987
8. New York (NL)	3,027,121 — 1987
9. Los Angeles	3,023,208 — 1986
10. Los Angeles	2,955,087 — 1977

# FARM SYSTEM COACHES

## JOE PETTINI — LOUISVILLE

Joe Pettini decided to retire as an active player after the 1986 season at the age of 33 and is now in his second year in a supervisory position.

Joe played all or part of four seasons in the major leagues with the San Francisco Giants, most recently in 1983. He was originally signed as a professional in 1977 by Montreal as a non-drafted free agent and went to the San Francisco organization in 1980. He was signed by the Cardinals to a Louisville contract in August, 1984, out of the Giants' organization and played at Louisville in 1984 and 1985.

He has a B.A. degree in education from Mercer University of Macon, GA.

## ARKANSAS COACH — To Be Determined

### MARK RIGGINS — ST. PETERSBURG

Mark Riggins returns for his fifth season as a coach in the Cardinals' organization and four of the five years he's been with a different team. He was at Johnson City in 1984, St. Petersburg in 1985, Arkansas in 1986 and Springfield in 1987.

The 31-year-old native of Jasper, IN, had a 5-year minor league playing career in the St. Louis system, which saw him reach as high as the Triple A level in 1983.

Riggins in 1980, led Florida State League pitchers in games (57) and saves (13) and was named to the league's All-Star team.

The 1979 graduate of Murray State University was a 3-year All-Conference pitcher.

### CHRIS MALONEY — SPRINGFIELD COACH

Chris Maloney is in his first season as a coach in the Cardinals minor league organization. The former outfielder-first baseman was originally signed by the Mets as a non-drafted free-agent in June, 1983. Maloney was purchased by the Cardinals from the Mets in 1986 and last played professional ball for the Cardinals class A Springfield club in 1986. He is a graduate of St. Joseph High in Jackson, Mississippi (1979) and Mississippi State University (1983). Maloney resides in Jackson (MS) in the off-season.

### MARTY MASON — SAVANNAH

Marty Mason retired as a player in the Cardinals' minor league organization following the 1985 season, and now is starting his third season as a coach in the Cardinals' farm system.

Marty, born April 4, 1958 at Centray City, KY, originally signed with the New York Yankees' organization in 1980, but came to the Cardinals in a player deal in December, 1982, after he had played for the Cardinals' Springfield, IL, club on loan from the Yankees in 1982. In 1981 he led South Atlantic League pitchers in percentage with 11-2; .846. He played at Arkansas and St. Petersburg in 1985.

### LUIS MELENDEZ — HAMILTON COACH

Luis Melendez is in his first season as coach at Hamilton. The former outfielder signed his first professional contract in 1968 with the Cardinals and played eight years in the major leagues with St. Louis and San Diego. He enjoyed his best season in 1973 when he had career-highs in games (121), runs (35), hits (91), doubles (18) and RBI (35). The 38-year-old Melendez resides in his home town of Aibonito, P.R. during the off-season.

### JORGE ARANZAMENDI — JOHNSON CITY

Jorge Aranzamendi enters his sixth season as a coach in the Cardinal farm system. He began his coaching career in 1982 at Arkansas and coached at Savannah in 1984 and at Johnson City in 1985.

Aranzamendi had a 9 year minor league career spanning from 1971 to '81. He played the infield at all levels of the Cardinal organization from '77 to '81.

Jorge also coaches in his native country, Puerto Rico, during the off-season.

# FARM SYSTEM INSTRUCTORS

## DON BLASINGAME INSTRUCTOR

"The Blazer", a long-time Cardinal favorite as a player, returned to the Redbirds in 1983 as an infield instructor in the minor leagues.

Blasingame, 55, had a 12-year major league career in the United States - the first five of them with the Cardinals. He later played with San Francisco, Cincinnati, Washington and Kansas City.

Following his U.S. play, he went to Japan, and played for three more years, with the Nankai Hawks in Osaka, before becoming a coach. He coached with the Hawks for eight years and with the Hiroshima Carp in 1978. He was manager of the Hanshin Tigers in 1979 and '80, and for the Nankai Hawks in 1981 and '82. He still is under contract to the Hawks as their representative in the United States.

He and his wife, Sara, and four children reside in Tempe, AZ.

## STEVE BRAUN HITTING INSTRUCTOR

Steve Braun, who ended a 15-year major league career at the end of the 1985 season, became a minor league hitting instructor for the Cardinals in mid-1986 after retiring from active play at Louisville.

At the end of 1985, Braun was the pinch-hit leader among active players with 113, which is sixth on the all-time list. His 60 pinch-hits as a Cardinal make him the all-time team leader. Braun spent the last five years of his big league career with the Cardinals, predominately as a pinch-hitter. He was with the Minnesota Twins from 1971 through 1976, and with Seattle, Kansas City and Toronto from 1977 through 1980.

He participated in the league championship series in 1978 at Kansas City and in 1982 and 1985 he was in both the LCS and the World Series with the Cardinals.

He lives in the Minneapolis area with his wife, Diane, and a son and daughter.

## HUB KITTLE PITCHING INSTRUCTOR

After three seasons as pitching coach of the St. Louis Cardinals, Hub Kittle returned in 1984 to the job he held for four years previous to that — a position as pitching instructor in the Cardinals' minor league system. He also spends some time in free-agent scouting.

The 71-year-old Kittle's previous jobs with the Cardinals were as minor league pitching instructor in 1976 and from 1978 to '80, and as manager at St. Petersburg in 1977.

Among other distinctions, Hub has pitched professionally in six decades, capping it with a one-inning stint at Springfield, Ill., late in the 1980 season. (He got them out 1-2-3).

Kittle makes his home in Yakima, Washington, and is the father of seven children (four sons and three daughters). He started pitching professionally in 1936, but never reached the major leagues. He became a minor league manager in 1948, the first of 19 seasons he would pilot farm system clubs. From 1960 to '63 he served as General Manager at Yakima, WA, Honolulu and Portland, OR. He was named Minor League Executive of the Year by The Sporting News while at Yakima in 1960. He joined the Houston organization as a minor league manager in 1968 and served on the Astro coaching staff from 1971-'75.

## DAROLD KNOWLES PITCHING INSTRUCTOR

Darold Knowles, who spent the last two seasons of his long and successful major league pitching career with the Cardinals, moved into the coaching area for the first time in 1981 as a pitching instructor.

In his 15-year career as a reliever (he appeared in 775 games, major league record for left-handers, and started only 8), he won 66, lost 74 and had 143 saves. He pitched for eight major league clubs, and was a member of the Oakland teams that won four divisional titles, three pennants and three World Series (1972-73-74). He is the only major league pitcher to appear in seven games in one World Series. He did that in 1973 against the Mets, and had saves in games 1 and 7.

## BOB MILLIKEN PITCHING INSTRUCTOR

Bob Milliken returns for his 12th year in his second term as a farm system pitching instructor for the Cardinals. 'Bo' also served as the organization's pitching instructor from 1971-75 and

then became a pitching coach in 1976 for St. Louis. He was the Red Birds' bullpen coach from 1965-70.

Milliken was an active player for 15 years. He played in the Dodger organization from 1947-59. He contributed an 8-4 record as long relief man for the pennant-winning Dodger club in 1953, and pitched against the Yankees in the World Series. He joined the Cardinal organization in 1960 and pitched for Red Bird farm clubs at Memphis, Atlanta and Charleston.

Bob pitched batting practice for the Cardinals in 1963 and '64.

## **TED SAVAGE INSTRUCTOR**

Ted Savage is in his first season as hitting instructor for the Cardinals. Savage, who joined the club in September of 1987 after spending nine years as athletic director at Harris Stowe State College in St. Louis, also serves as the Cardinals assistant director of community relations.

The 50-year-old native of Venice, IL, played for the Cardinals from 1965 through mid-1967. In nine big league seasons, Savage played for seven teams and posted a .233 career batting average. The former outfielder enjoyed his best season in 1970, when he batted .279 with 12 HR for Milwaukee.

Savage holds a Ph.D. degree in Urban Studies from St. Louis University and has worked closely with the Cardinals' speaker's bureau, winter caravan and also served as hitting instructor during winter instructional league play. Ted and his wife, Phyllis have two daughters - Carla and Wanda.

## **EXTRA SPRING TRAINING SUPERVISORY PERSONNEL**

George Kissell, Hub Kittle, Darold Knowles, Bob Milliken, Dick Tettelbach and Lee Thomas.

Spring training catchers: Sal Agostinelli (64) and Mike Fox (65).

## **CARDINAL SPRING TRAINING SITES 1901-1987**

1901-02	St. Louis, Missouri
1903	Dallas, Texas
1904	Houston, Texas
1905	Marlin Springs, Texas
1906-08	Houston, Texas
1909-10	Little Rock, Arkansas
1911	West Baden, Indiana
1912	Jackson, Mississippi
1913	Columbus, Georgia
1914	St. Augustine, Florida
1915-17	Hot Wells, Texas
1918	San Antonio, Texas
1919	St. Louis, Missouri
1920	Brownsville, Texas
1921-22	Orange, Texas
1923-24	Bradenton, Florida
1925	Stockton, California
1926	San Antonio, Texas
1927-29	Avon Park, Florida
1930-36	Bradenton, Florida
1937	Daytona Beach, Florida
1938-42	St. Petersburg, Florida
1943-45	Cairo, Illinois
1946-Present	St. Petersburg, Florida

# 1987 FINAL INDIVIDUAL PLAYER STATISTICS ST. LOUIS FARM TEAMS

## 1987 LOUISVILLE REDBIRDS American Association



**Manager:** Mike Jorgensen.

**Record:** 78-62 (finished 2nd in League).

**Playoffs:** Defeated by Indianapolis 3 games to 2.

**Attendance:** 516,329

**All-Stars:** Paul Cherry (LHP), Lance Johnson (OF), Tom Pagnozzi (C).

**League Leaders:** Duane Walker (87 BB), Greg Mathews (2 SHO), Joe Boever (21 SV).

### MOST USED LINEUP (Most games at each position)

1B Mike Laga ..... 116	OF Duane Walker ..... 102
2B Mark Dougherty ..... 80	OF Jack Ayer ..... 88
3B Vic Rodriguez ..... 71	C Tom Pagnozzi ..... 84
SS Tim Jones ..... 73	St Greg Bargar ..... 19
OF Lance Johnson ..... 116	Rel Dick Grapenthin ..... 55

### FINAL STATISTICS

BATTER	AVG	G	AB	R	H	2B	3B	HR	RBI	SB	E
Agostinelli, Sal - C	.000	1	1	0	0	0	0	0	0	0	0
Alicea, Luis - 2B	.305	29	105	18	32	10	2	2	20	4	4
Ayer, Jack - OF	.281	88	281	39	79	24	1	7	49	1	3
Barnes, Skeeter - INF	.281	62	242	38	68	18	2	5	34	7	12
Booker, Rod - INF	.348	34	135	25	47	3	1	1	21	5	5
Colbert, Rick - C	.227	57	163	28	37	8	1	5	26	1	6
DeJesus, Ivan - SS	.276	40	145	26	40	11	0	1	14	0	6
Dougherty, Mark - 2B	.264	80	258	43	68	8	2	13	43	8	9
Driessen, Dan - 1B	.244	58	176	29	43	9	1	7	35	1	2
Green, David - OF	.356	50	180	38	64	21	1	4	27	3	4
Johnson, Lance - OF	.333	116	477	89	159	20	11	5	49	42	8
Jones, Tim - SS	.283	73	276	48	78	14	3	4	43	11	13
Laga, Mike - 1B	.304	116	418	81	127	35	2	29	91	1	11
Landrum, Tito - OF	.188	5	16	2	3	1	0	0	1	1	0
Lindeman, Jim - OF	.308	20	78	11	24	3	1	4	10	0	1
Lyons, Bill - INF-OF	.315	66	216	40	68	10	3	4	23	6	7
Morris, John - OF	.340	14	47	13	16	5	2	3	12	2	0
Murphy, John V. - OF	.243	76	239	43	58	10	0	5	24	20	2
Pagnozzi, Tom - C	.313	84	320	53	100	20	2	14	71	0	6
Pena, Tony - C	.375	2	8	0	3	0	0	0	0	0	0
Pevey, Marty - C	.237	16	38	5	9	2	0	1	5	0	0
Reboulet, Jim - 2B	.288	17	59	13	17	3	0	0	5	7	3
Robinson, Mike - OF	.000	6	3	1	0	0	0	0	0	0	0
Rodriguez, Vic - 2B-3B	.294	117	422	46	124	32	2	3	54	0	17
Stephens, C. Ray - C	.133	9	30	1	4	0	0	0	2	0	1
Walker, Duane - OF	.293	102	311	63	91	29	4	16	69	1	3
Wilson, Craig - 2B-3B	.214	21	70	10	15	2	0	1	8	0	2
<b>TOTALS</b>	<b>.289</b>	<b>140</b>	<b>4799</b>	<b>812</b>	<b>1389</b>	<b>302</b>	<b>43</b>	<b>134</b>	<b>742</b>	<b>122</b>	<b>138</b>

PITCHER	ERA	W-L	G	CG	SV	IP	H	R	ER	BB	SO
Bargar, Greg	5.72	10-7	36	1	2	130.2	143	88	83	52	85
Boever, Joe	3.43	3-2	43	0	21	57.2	52	22	22	27	79
Buonantony, Rich	4.50	3-3	16	1	0	72.0	88	46	36	32	41
Calderon, Jose	4.32	4-6	27	2	0	83.1	68	50	40	48	54
Cherry, Paul	4.70	11-5	46	1	2	126.1	139	74	66	50	88
Conroy, Tim	3.86	1-0	4	0	0	16.1	11	7	7	8	14
Costello, John	4.35	2-0	6	0	0	10.1	14	6	5	7	8
Dayley, Ken	4.50	0-0	1	0	0	2.0	1	1	1	1	1
Earley, Bill	3.98	2-3	52	0	5	54.1	56	27	24	24	28
Grapenthin, Dick	3.64	4-6	55	0	8	99.0	107	50	40	32	49
LaPoint, Dave	4.03	5-5	14	4	0	91.2	93	45	41	27	70
Lollar, Tim	9.40	1-2	11	0	0	29.2	36	34	31	27	10
Magrane, Joe	1.93	1-0	3	1	0	23.1	16	7	5	3	17
Mahler, Mickey	6.57	4-6	13	0	0	61.2	73	47	45	33	37
Martin, John	4.68	7-6	37	0	0	107.2	117	59	56	44	63
Mathews, Greg	2.05	3-0	3	2	0	22.0	18	5	5	3	20
McGrath, Chuck	4.26	1-0	1	0	0	6.1	6	4	3	2	5
O'Neal, Randy	4.56	3-1	7	1	0	47.1	54	27	24	10	19
Peters, Steve	0.95	2-0	11	0	6	19.0	13	2	2	4	22
Soff, Ray	5.64	6-9	23	1	0	83.0	109	63	52	34	35
Strode, Les	6.14	0-0	5	0	0	22.0	33	16	15	8	9
Tudor, John	7.88	1-0	2	0	0	8.0	11	8	7	1	3
Tunnell, Lee	3.41	4-1	6	1	0	37.0	33	16	14	19	32
<b>TOTALS</b>	<b>4.63</b>	<b>78-62</b>	<b>140</b>	<b>15</b>	<b>44</b>	<b>1213.0</b>	<b>1294</b>	<b>705</b>	<b>624</b>	<b>497</b>	<b>792</b>



**1987 ARKANSAS TRAVELERS**  
Texas League

**Manager:** Jim Riggelman.

**Record:** 72-63 (finished 2nd in first half, 3rd second half Eastern Division, 4th in League).

**Attendance:** 256,365

**All-Stars:** Luis Alicea (2B), Steve Peters (LHP), Chuck McGrath (RHP).

**League Leaders:** Mike Fitzgerald (108 RBI, 15 GW-RBI), Alex Cole (68 SB), Scott Arnold (29 GS), Steve Peters (23 SV).

**MOST USED LINEUP**  
(Most games at each position)

1B	Mike Fitzgerald	111	OF	Mike Robinson	122
2B	Luis Alicea	101	OF	Dennis Carter	115
3B	Jim Fregosi	115	C	Ray Stephens	100
SS	Tim Jones	61	St	Scott Arnold	29
OF	Alex Cole	125	Rel	Steve Peters	47

**FINAL STATISTICS**

BATTER	AVG	G	AB	R	H	2B	3B	HR	RBI	SB	E
Agostinelli, Sal - C	.242	84	186	25	45	9	2	1	20	9	7
Alicea, Luis - 2B	.270	101	337	57	91	14	3	4	47	13	11
Breedlove, Larry - 3B	.222	7	9	1	2	1	0	0	0	0	0
Carter, Dennis - OF	.249	115	386	46	96	21	8	11	54	3	13
Cole, Alex - OF	.256	125	477	68	122	12	4	2	27	68	10
Fitzgerald, Mike - 1B-C	.286	126	447	72	128	36	4	27	108	3	25
Fregosi, Jim - 3B	.267	115	303	35	81	15	2	1	19	6	19
Infante, Kennedy - 3B	.290	108	348	35	101	21	0	6	44	2	22
Jones, Tim - SS	.330	61	176	23	58	12	0	3	26	16	9
Pevey, Marty - C	.279	80	197	28	55	11	1	3	16	6	6
Reboulet, Jim - 2B	.286	21	77	11	22	6	0	0	10	14	3
Robinson, Mike - OF	.278	122	410	62	114	27	8	9	54	19	4
Silver, Roy - OF-3B	.322	110	320	51	103	26	3	6	47	6	7
Stephens, C. Ray - C	.251	100	307	35	77	20	0	8	42	6	5
Wilson, Craig - 2B-3B	.290	66	238	37	69	13	1	1	26	9	8
<b>TOTALS</b>	<b>.268</b>	<b>135</b>	<b>4409</b>	<b>598</b>	<b>1182</b>	<b>247</b>	<b>36</b>	<b>83</b>	<b>546</b>	<b>181</b>	<b>173</b>

PITCHER	ERA	W-L	G	CG	SV	IP	H	R	ER	BB	SO
Arnold, Scott	4.05	12-9	29	4	0	169.0	151	84	76	74	120
Calderon, Jose	3.00	1-0	6	0	0	9.0	9	4	3	7	11
Costello, John	2.31	5-2	44	0	7	74.0	64	27	19	22	67
Fassero, Jeff	4.10	10-7	28	2	0	151.1	168	90	69	67	118
Herzog, Hans	5.40	1-1	21	0	0	13.1	24	10	8	3	10
Hill, Ken	5.20	3-5	18	0	2	53.2	60	33	31	30	48
Kinzer, Matt	4.73	5-6	17	1	0	91.1	82	57	48	34	74
Leopold, Jim	2.51	2-3	18	0	3	32.1	32	13	9	12	24
Malave, Benito	4.15	1-4	28	0	0	30.1	26	15	14	28	27
McGrath, Chuck	2.69	12-6	32	4	1	143.2	117	53	43	35	97
Norman, Scott	2.61	0-1	5	0	0	10.1	14	8	3	8	5
Oyster, Jeff	3.33	5-4	32	2	0	97.1	111	47	36	38	67
Peters, Steve	1.57	4-4	47	0	23	74.1	51	16	13	24	78
Weissman, Craig	3.77	11-7	29	4	0	171.2	189	83	72	42	95
Wilmet, Paul	4.70	0-2	17	0	3	23.0	23	15	12	18	18
Young, John	5.09	0-2	12	0	0	17.2	24	11	10	12	18
<b>TOTALS</b>	<b>3.61</b>	<b>72-63</b>	<b>135</b>	<b>17</b>	<b>39</b>	<b>1162.1</b>	<b>1145</b>	<b>566</b>	<b>466</b>	<b>454</b>	<b>877</b>



**1987 ST. PETERSBURG CARDINALS**  
Florida State League

**Manager:** Dave Bialas.

**Record:** 85-57 (won regular season title with 1st place finish in West Division, finished 2nd in League).

**Playoffs:** Defeated by Osceola 2 games to 0.

**Attendance:** 121,732

**All-Stars:** Mauricio Nunez (OF), Rob Livchak (LHP).

**League Leaders:** Mike Senne (140 G), Brett Harrison (537 AB), Jesus Mendez (159 H, 15 GW-RBI).

**MOST USED LINEUP**  
(Most games at each position)

1B	Randy Butts	72	OF	Jesus Mendez	137
2B	Brett Harrison	131	OF	Mauricio Nunez	132
3B	Joe Cunningham	91	C	Mike Fox	125
SS	Crucito Lara	134	St	Jay North	27
OF	Mike Senne	140	Rel	Greg Becker	43

**FINAL STATISTICS**

BATTER	AVG	G	AB	R	H	2B	3B	HR	RBI	SB	E
Amante, Tom - OF	.292	30	106	16	31	7	2	1	12	0	6
Butts, Randy - 1B	.237	72	177	19	42	6	0	2	28	1	2
Cunningham, Joe - 3B	.264	91	276	40	73	13	2	2	27	1	9
Elliot Terry - C	.246	64	203	28	50	7	1	1	19	0	6
Fox, Mike - C	.272	125	448	53	122	28	3	5	71	6	8
Harrison, Brett - 2B-SS	.263	139	537	87	141	31	2	4	57	18	22
Horton, Dave - INF	.235	73	166	23	39	3	2	0	17	4	10
Lara, Crucito - SS	.231	134	445	53	103	18	1	0	39	9	45
Mendez, Jesus - OF	.305	137	522	63	159	19	4	2	78	5	11
Murphy, John E. - C	.313	9	16	4	5	2	0	0	3	0	0
Nunez, Mauricio - OF	.258	132	493	66	127	18	5	8	75	44	3
Robertson, Mike - OF	.280	119	425	79	119	16	1	3	43	13	9
Senne, Mike - OF	.261	140	505	79	132	28	3	10	82	16	1
Wilson, Craig - 2B-3B	.358	38	162	35	58	6	4	0	28	12	6
<b>TOTALS</b>	<b>.267</b>	<b>142</b>	<b>4618</b>	<b>659</b>	<b>1231</b>	<b>206</b>	<b>30</b>	<b>39</b>	<b>588</b>	<b>129</b>	<b>154</b>

PITCHER	ERA	W-L	G	CG	SV	IP	H	R	ER	BB	SO
Becker, Greg	3.10	8-3	43	0	6	90.0	89	37	31	23	49
DeCordova, Dave	4.58	5-9	37	1	3	92.1	103	55	47	30	72
Forrest, Chris	4.88	4-4	22	1	0	72.0	82	49	39	39	35
Hershman, Bill	5.11	4-6	28	1	0	104.0	106	64	59	54	49
Herzog, Hans	4.19	6-2	30	0	7	43.0	55	24	20	12	19
Hill, Ken	4.17	1-3	18	0	2	41.0	38	19	19	17	33
Livchak, Rob	2.99	14-5	25	7	0	159.1	154	64	53	56	72
Malave, Benito	2.03	1-1	24	0	15	40.0	37	13	9	12	30
Mauch, Tom	4.44	7-2	33	0	1	77.0	77	45	38	21	52
North, Jay	2.67	13-9	27	4	0	165.0	164	64	49	53	74
Osteen, Dave	3.20	10-3	19	6	0	112.2	123	47	40	15	61
Sassone, Mike	2.59	11-7	27	6	0	166.2	125	59	48	56	116
Strickek, Jim	5.40	1-3	17	0	1	31.2	30	20	19	15	16
Zaltsman, Stan	18.00	0-0	1	0	0	1.0	3	2	2	1	2
<b>TOTALS</b>	<b>3.56</b>	<b>85-57</b>	<b>142</b>	<b>26</b>	<b>35</b>	<b>1195.2</b>	<b>1186</b>	<b>562</b>	<b>473</b>	<b>404</b>	<b>679</b>



## 1987 SPRINGFIELD CARDINALS

### Midwest League

**Manager:** Gaylen Pitts

**Record:** 94-46 (finished 1st place in South Division, 1st in League).

**Playoffs:** Defeated Clinton 2 games to 1. Lost to Kenosha 3 games to 1.

**Attendance:** 154,148

**All-Stars:** Bien Figueroa (SS), Todd Zeile (C), Bob Faron (RHP), Bob Glisson (LH Reliever), Mike Perez (RH Reliever).

**League Leaders:** Todd Zeile (106 RBI), Howard Hilton (62 G), Bob Faron (19 W, 201.2 IP), Mike Perez (41 SV, 51 GF).

#### MOST USED LINEUP (Most games at each position)

1B	John Balfanz	82	OF	Vince Kindred	111
2B	Alex Ojea	121	OF	Tom Amante	62
3B	Scott Raziano	102	C	Todd Zeile	130
SS	Bien Figueroa	134	St	Bob Faron	27
OF	Tom Baine	139	Rel	Howard Hilton	62

#### FINAL STATISTICS

BATTER	AVG	G	AB	R	H	2B	3B	HR	RBI	SB	E
Abner, Ben - OF	.210	34	81	14	17	4	0	2	11	1	0
Amante, Tom - OF	.279	62	229	38	64	9	1	3	33	2	5
Baine, Tom - OF	.306	139	496	95	152	29	4	3	62	21	5
Balfanz, John - 1B	.243	82	243	42	59	8	0	7	28	0	9
Breedlove, Larry - 1B	.218	77	248	38	54	8	1	1	18	2	13
Figueroa, Bien - SS	.278	134	489	52	136	13	3	2	83	7	28
Gilkey, Bernard - OF	.228	46	162	30	37	5	0	0	9	18	4
Graham, Jeff - OF	.100	5	10	0	1	0	0	0	0	0	0
Johns, Ron - 1B	.282	54	209	37	59	17	1	4	32	1	4
Johnson, Chuck - OF	.188	18	69	8	13	2	0	0	7	9	1
Kindred, Vince - OF	.251	111	435	68	109	25	3	12	60	19	6
Lemons, Tim - 1B	.273	28	88	11	24	5	1	4	16	1	4
Melvin, Scott - INF	.292	115	411	77	120	19	5	9	69	1	16
Meyer, Steve - 1B	.286	8	7	1	2	0	0	0	0	0	0
Murphy, John E. - C	.147	30	68	8	10	4	0	1	7	0	2
Ojea, Alex, INF	.252	131	432	63	109	24	1	6	52	12	16
Puzey, Jim - C	.213	17	47	10	10	1	2	1	6	1	0
Raziano, Scott - 3B	.275	102	316	52	87	17	0	5	50	2	7
Zeile, Todd - C	.292	130	487	94	142	24	4	25	106	1	14
<b>TOTALS</b>	.263	140	4642	745	1220	215	26	86	654	98	148

PITCHER	ERA	W-L	G	CG	SV	IP	H	R	ER	BB	SO
Agar, Jeff	9.35	0-2	9	0	0	17.1	30	20	18	8	20
Bivens, Bill	3.81	13-5	30	2	0	170.0	164	80	72	50	165
Conroy, Tim	18.00	0-0	1	0	0	2.0	6	4	4	1	1
Dayley, Ken	0.00	0-0	2	0	0	3.2	1	0	0	1	3
Engel, Steve	4.82	1-0	4	0	0	18.2	18	10	10	6	15
Farley, Brian	4.10	2-2	11	0	0	48.1	46	27	22	14	37
Faron, Bob	2.14	19-2	27	7	0	201.2	179	57	48	30	146
Glisson, Bob	3.31	11-3	40	3	1	138.2	147	55	51	31	78
Hamilton, Scott	2.85	12-6	26	4	0	164.1	151	62	52	34	132
Hill, Steve	6.66	1-3	7	0	0	24.1	38	20	18	10	21
Hilton, Howard	2.10	8-6	62	0	7	107.1	77	33	25	17	107
Hulstrom, Bryce	0.00	0-0	1	0	0	1.0	2	0	0	0	2
Mangham, Mark	4.13	7-7	22	1	0	109.0	97	60	50	76	70
Norman, Scott	2.37	4-1	23	0	0	49.1	42	15	13	12	26
Perez, Mike	0.85	6-2	58	0	41	84.1	47	12	8	21	119
Sala, Dave	0.90	1-0	3	0	0	10.0	5	1	1	3	10
Takach, Dave	3.59	9-6	39	1	0	80.1	76	35	32	18	54
Tunnell, Lee	3.38	0-1	1	0	0	2.2	4	1	1	0	3
<b>TOTALS</b>	3.10	94-46	140	18	49	1233.2	1130	492	425	333	1009



## 1987 SAVANNAH CARDINALS

### South Atlantic League

**Manager:** Mark DeJohn

**Record:** 69-69 (finished 2nd first half, 4th second half in South Division, 5th in League).

**Attendance:** 33,363

**All-Stars:** Geronimo Pena (2B)

**League Leaders:** Geronimo Pena (80 SB).

#### MOST USED LINEUP

(Most games at each position)

1B	Steve Meyer	104	OF	Jeff Graham	111
2B	Geronimo Pena	133	OF	Mike Alvarez	77
3B	Julian Martinez	75	C	Pat Hewes	118
SS	Franklin Abreu	129	St	Scott Lawrence	28
OF	Chuck Johnson	114	Rel	Mark Grater	50

#### FINAL STATISTICS

BATTER	AVG	G	AB	R	H	2B	3B	HR	RBI	SB	E
Abreu, Franklin - SS	.263	129	415	45	109	13	0	1	44	11	55
Alvarez, Mike - OF	.279	77	240	36	67	3	4	0	23	29	0
DeLoach, Bobby - OF	.250	28	64	4	16	1	0	0	5	1	0
Fernandez, Joey - OF	.271	63	177	33	48	11	1	7	25	1	0
Graham, Jeff - OF	.233	111	400	52	93	17	2	7	51	4	9
Hewes, Pat - C	.259	118	417	51	108	13	0	8	53	0	6
Horton, Dave - 3B	.286	2	7	0	2	0	0	0	0	0	0
Johnson, Chuck - OF	.233	114	395	37	92	13	2	3	39	23	6
Looper, Eddie - 3B	.228	69	237	31	54	5	1	4	26	5	19
Martinez, Julian - INF	.227	123	427	67	97	17	2	8	31	20	34
Meyer, Steve - 1B	.223	104	354	36	79	16	0	8	61	2	13
Nemeth, Carey - INF	.139	16	36	6	5	0	0	2	5	1	1
Nichols, Scott - INF	.236	94	275	42	65	13	1	6	39	8	9
Olmstead, Reed - 1B	.150	18	60	5	9	2	0	0	4	0	6
Parker, Ted - OF	.091	14	33	5	3	0	0	0	2	1	1
Pena, Geronimo - INF	.269	134	505	95	136	28	3	9	51	80	29
Sellick, John - INF	.176	25	74	8	13	2	0	5	10	0	3
Singletary, Nathan - OF	.167	7	18	2	3	1	0	0	0	0	0
Ward, Greg - OF	.182	54	121	15	22	4	1	0	8	1	1
TOTALS	.235	139	4436	583	1043	161	17	69	488	187	212

PITCHER	ERA	W-L	G	CG	SV	IP	H	R	ER	BB	SO
Behny, Mark	5.50	3-6	23	1	0	72.0	85	51	44	50	28
Davis, Mark	4.47	6-5	20	3	0	104.2	114	69	52	44	32
Dumas, Don	7.30	0-2	17	0	1	24.2	32	21	20	11	16
Grater, Mark	3.04	6-10	50	0	6	74.0	54	35	25	48	59
Henry, Mike	3.57	8-5	27	3	0	141.0	123	69	56	46	80
Hill, Steve	6.08	2-3	6	0	0	26.2	36	21	18	9	22
Hohn, Eric	8.10	0-0	3	0	0	3.1	6	5	3	1	2
Lawrence, Scott	3.16	13-8	29	8	0	182.1	167	87	64	42	123
Llanes, Pedro	4.62	1-7	12	1	0	74.0	73	44	38	30	43
Martel, Jay	3.19	7-4	42	1	2	104.1	97	53	37	53	104
Picota, Leny	3.02	10-9	28	3	0	184.2	177	78	62	58	105
Taylor, Andy	3.44	5-3	45	0	13	70.2	62	30	27	26	44
Trapasso, Mike	4.09	1-1	23	0	0	44.0	38	23	20	38	27
Zaltsman, Stan	1.91	7-6	43	1	6	75.1	57	20	16	23	86
TOTALS	3.67	69-69	139	21	28	1181.2	1121	606	482	479	771



## 1987 ERIE CARDINALS

New York-Penn League

**Manager:** Joe Rigoli

**Record:** 36-39 (5th in West Division, 9th in League).

**Attendance:** 59,698

**All-Stars:** Jerry Daniels (LHP)

**League Leaders:** Tony Russo (36 G). Mike Hinkle (2 SHO).

### MOST USED LINEUP

(Most games at each position)

1B	Reed Olmstead	62	OF	Eddie Carter	69
2B	Steve Jeffers	69	OF	Kevin Robinson	59
3B	Dave Payton	70	C	Tim Redman	55
SS	Frank Moran	56	St	Scott Broadfoot	16
OF	Rick Christian	72	Rel	Jerry Daniels	36

### FINAL STATISTICS

BATTER	AVG	G	AB	R	H	2B	3B	HR	RBI	SB	E
Carter, Eddie - OF	.255	69	204	36	52	9	0	1	23	8	5
Christian, Rick - OF	.234	72	252	37	59	7	2	0	15	30	6
Cunningham, Jim - 3B	.111	3	9	0	1	1	0	0	1	0	0
Grier, Antron - OF	.182	52	110	19	20	3	0	0	7	7	1
Jeffers, Steve - INF	.234	70	209	19	49	6	0	0	12	8	5
Morre, Pat - C	.160	17	25	2	4	0	0	0	1	0	1
Moran, Frank - SS-2B	.269	70	216	30	58	10	1	3	34	4	12
Nelson, Darren - OF-1B	.287	71	251	27	72	17	1	5	44	5	2
Olmstead, Reed - 1B	.230	62	161	12	37	5	0	1	18	3	8
Payton, Dan - 3B-OF	.265	73	260	33	69	12	1	7	25	8	22
Radcliffe, Ernie - 1B	.184	42	87	9	16	4	1	1	9	1	3
Redman, Tim - C	.221	55	136	18	30	3	1	2	18	4	8
Robinson, Kevin - OF	.202	59	124	15	25	4	1	0	15	5	2
Sellick, John - 1B	.178	30	90	8	16	5	0	2	8	0	2
Smith, Gregg - SS	.137	45	102	16	14	4	0	1	4	3	18
Thomas, Orlando - C	.200	43	90	9	18	3	0	0	8	3	7
TOTALS	.229	75	2410	298	553	96	8	23	249	92	115

PITCHER	ERA	W-L	G	CG	SV	IP	H	R	ER	BB	SO
Bennett, Keith	7.02	0-1	11	0	0	16.2	23	21	13	11	13
Broadfoot, Scott	2.74	5-5	16	1	0	101.2	96	40	31	17	67
Daniels, Jerry	3.65	9-2	36	0	6	49.1	47	21	20	16	58
Halama, Scott	5.24	1-1	11	0	0	22.1	34	19	13	11	18
Harvick, Brad	4.83	5-6	15	0	0	63.1	81	47	34	20	36
Hernandez, Jeremy	2.81	5-4	16	1	0	99.1	87	36	31	41	62
Hinkle, Mike	2.34	5-4	12	2	1	69.1	64	23	18	16	53
Houser, Chris	3.78	3-3	13	0	0	64.1	64	32	27	33	53
Jongewaard, Steve	3.38	2-2	20	0	1	45.1	36	23	17	23	47
Marte, Roberto	4.91	0-1	21	0	1	33.0	30	23	18	15	29
Meamber, Tim	5.40	0-5	20	0	1	45.0	56	34	27	6	40
Russo, Tony	3.62	1-5	36	0	9	37.1	30	24	15	26	34
TOTALS	3.67	36-39	75	4	19	648.0	654	348	264	235	511



## 1987 JOHNSON CITY CARDINALS

### Appalachian League

**Manager:** Dan Radison

**Record:** 42-27 (finished 1st in South Division, 2nd in League).

**Playoffs:** Defeated by Burlington 2 games to 0.

**Attendance:** 22,271

**All-Stars:** Raymond Lankford (OF)

**League Leaders:** Charlie Fulton (128 TB), Gregorio Carmona (50 BB), Shawn Hathaway (26 G), Larry Pierson (5 SHO, 5 CG).

#### MOST USED LINEUP

(Most games at each position)

1B	Rodney Brewer	67	OF	Lonnie Maclin	62
2B	Jean Gentleman	52	OF	Ryan Johnston	62
3B	Gregorio Carmona	24	C	Charlie Fulton	67
SS	Kris Huffman	64	St	Larry Pierson	13
OF	Raymond Lankford	66	Rel	Shawn Hathaway	26

#### FINAL STATISTICS

BATTER	AVG	G	AB	R	H	2B	3B	HR	RBI	SB	E
Barrs, Stan - SS	.278	32	79	10	22	5	0	2	12	0	5
Belbru, Juan - OF	.150	23	40	5	6	1	0	1	3	1	1
Biggers, Alan - SS	.264	45	125	12	33	4	0	1	9	6	12
Brewer, Rodney - 1B	.252	67	238	33	60	11	2	10	42	2	6
Calzado, Tony - 1B-OF	.296	12	27	3	8	2	0	1	4	1	5
Carmona, Gregorio - INF	.175	47	120	35	21	4	1	0	9	14	13
Fulton, Charlie - C	.290	67	245	36	71	16	1	13	59	4	6
Gentleman, Jean - INF-2B	.228	61	193	18	44	10	0	0	13	5	11
Huffman, Kris - SS	.233	64	206	26	48	5	3	0	20	21	26
Johnston, Ray - OF	.247	62	223	26	55	9	2	2	30	10	2
Lankford, Raymond - OF	.308	66	253	45	78	17	4	3	32	14	5
Maclin, Lonnie - OF	.301	62	229	45	69	6	1	3	22	22	6
Maxey, Kevin - OF	.242	38	95	20	23	5	1	1	11	6	5
Pulliam, Tim - C	.125	21	24	3	3	0	0	0	2	0	0
Rosario, Francisco - C	.229	38	105	11	24	5	2	0	8	2	2
TOTALS	.256	69	2277	341	584	104	18	38	288	108	110

PITCHER	ERA	W-L	G	CG	SV	IP	H	R	ER	BB	SO
Gibbs, Jim	3.24	7-3	12	1	0	75.0	69	31	27	17	53
Hathaway, Shawn	2.06	4-1	26	0	6	48.0	46	14	11	13	45
Hempen, Hal	2.85	2-3	13	1	0	47.1	32	17	15	10	47
Hitt, Dan	4.80	1-2	22	0	1	45.0	59	32	24	13	39
Horsley, Clint	3.38	3-0	25	0	1	45.1	41	18	17	15	39
Martinez, Francis	6.27	2-2	10	0	0	33.0	41	27	23	16	20
Pierson, Larry	1.68	8-4	13	5	0	85.2	67	21	16	10	72
Sebree, Ken	2.14	5-2	8	1	0	42.0	39	13	10	12	44
Sherrill, Tim	3.00	3-4	25	0	8	42.0	25	18	14	18	62
Smith, Ken	3.60	5-2	13	3	0	80.0	88	38	32	18	38
Weese, Dean	5.91	2-4	13	0	0	53.1	75	42	35	18	35
TOTALS	3.39	42-27	69	11	16	597.2	583	274	225	162	494

# REVIEW: 1987



# CARDINALS' 1987 FINAL STATISTICS

BATTING	AVG.	OBA	G	AB	R	H	TB	2B	3B	HR	RBI-GW	SH-SF	HP	BB-IBB	SO	SB-CS	GDP	E
Barnes	.250	.250	4	4	1	1	4	0	0	1	3-0	0-0	0	0-0	0	0-0	0	0
Booker	.277	.370	44	47	9	13	16	1	1	0	8-0	2-0	0	7-1	7	2-0	0	2
Clark	.286	.459	131	419	93	120	250	23	1	35	106-15	0-3	0	136-13	139	1-2	5	14
Coleman	.289	.363	151	623	121	180	223	14	10	3	43-10	5-1	3	70-0	126	109-22	7	9
LH	.300	.364	—	414	—	124	136	6	3	0	26-7	3-0	1	41-0	80	—	7	—
RH	.268	.361	—	209	—	56	87	8	7	3	17-3	2-1	2	29-0	46	—	0	—
DeCinces	.222	.222	4	9	1	2	4	2	0	0	1-1	0-0	0	0-0	2	0-0	0	2
Driessen	.233	.309	24	60	5	14	19	2	0	1	11-2	0-1	0	7-1	8	0-0	2	1
Ford	.285	.325	89	228	32	65	93	9	5	3	26-3	1-3	1	14-0	32	11-8	5	3
Green	.267	.313	14	30	4	8	15	2	1	1	1-0	0-0	0	2-0	5	0-1	0	2
Herr	.263	.346	141	510	73	134	169	29	0	2	83-14	4-12	3	68-3	62	19-4	12	7
LH	.241	.322	—	319	—	77	93	16	0	0	48-4	2-9	3	39-3	46	—	10	—
RH	.298	.386	—	191	—	57	76	13	0	2	35-10	2-3	0	29-0	16	—	2	—
Johnson	.220	.270	33	59	4	13	17	2	1	0	7-1	0-0	0	4-1	6	6-1	2	2
Laga	.138	.182	17	29	4	4	8	1	0	1	4-0	0-2	0	2-1	7	0-0	1	2
Lake	.251	.289	74	179	19	45	62	7	2	2	19-1	5-1	0	10-4	18	0-0	2	1
Landrum	.200	.298	30	50	5	10	11	1	0	0	6-0	0-0	0	7-2	14	1-1	1	0
Lawless	.080	.179	19	25	5	2	3	1	0	0	0-0	1-0	0	3-0	5	2-0	1	0
Lindeman	.208	.253	75	207	20	43	80	13	0	8	28-4	2-4	3	11-0	56	3-1	4	3
McGee	.285	.312	153	620	76	177	269	37	11	11	105-8	1-5	2	24-5	90	16-4	24	7
LH	.284	.313	—	412	—	117	165	21	6	5	64-4	1-1	2	16-2	55	—	17	—
RH	.288	.309	—	208	—	60	104	16	5	6	41-4	0-4	0	8-3	35	—	7	—
Morris	.261	.314	101	157	22	41	64	6	4	3	23-2	1-0	1	11-4	22	5-2	2	1
Oquendo	.286	.408	116	248	43	71	83	9	0	1	24-4	6-4	0	54-6	29	4-4	6	4
LH	.294	.435	—	136	—	40	45	5	0	0	12-3	6-0	0	34-3	18	—	2	—
RH	.277	.375	—	112	—	31	38	4	0	1	12-1	0-4	0	20-3	11	—	4	—
Pagnozzi	.188	.250	27	48	8	9	16	1	0	2	9-0	1-0	0	4-2	13	1-0	0	0
Pena	.214	.281	116	384	40	82	118	13	4	5	44-3	2-2	1	36-9	54	6-1	19	8
Pendleton	.286	.360	159	583	82	167	240	29	4	12	96-9	3-9	2	70-6	74	19-12	18	26
LH	.259	.346	—	375	—	97	147	20	3	8	58-6	2-7	2	52-4	55	—	12	—
RH	.337	.386	—	208	—	70	93	9	1	4	38-3	1-2	0	18-2	19	—	6	—
Smith	.303	.392	158	600	104	182	230	40	4	0	75-9	12-4	1	89-3	36	43-9	9	10
LH	.334	.419	—	380	—	127	160	25	4	0	46-7	9-1	0	56-1	24	—	4	—
RH	.250	.346	—	220	—	55	70	15	0	0	29-2	3-3	1	33-2	12	—	5	—
Conroy	.000	.000	10	15	0	0	0	0	0	0	0-0	2-0	0	0-0	8	0-0	1	1
Cox	.116	.129	32	69	3	8	10	0	1	0	1-0	4-0	1	0-0	25	0-0	0	1
Dawley	.167	.286	60	12	1	2	2	0	0	0	1-0	1-0	0	2-0	2	0-0	0	0
Dayley	—	—	53	0	0	0	0	0	0	0	0-0	0-0	0	0-0	0	0-0	0	0
Forsch	.298	.333	34	57	9	17	29	6	0	2	8-1	11-0	0	3-0	17	0-0	1	0
Horton	.172	.200	68	29	2	5	6	1	0	0	0-0	0-0	0	1-0	9	0-0	0	2
LaPoint	.000	.000	6	4	0	0	0	0	0	0	0-0	0-0	0	0-0	3	0-0	0	0
Magrane	.135	.196	28	52	5	7	12	2	0	1	3-0	6-0	0	4-0	22	0-0	1	3
Mathews	.191	.225	32	68	5	13	14	1	0	0	3-0	7-0	0	3-0	21	0-0	1	4
O'Neal (Tot)	.150	.190	18	20	4	3	3	0	0	0	1-0	1-0	0	1-0	4	0-0	0	0
O'Neal (StL)	1.000	1.000	1	1	0	1	1	0	0	0	0-0	0-0	0	0-0	0	0-0	0	0
Perry	.143	.143	45	7	0	1	1	0	0	0	0-0	0-0	0	0-0	1	0-0	0	1
Peters	.000	.000	12	2	0	0	0	0	0	0	0-0	0-0	0	0-0	2	0-0	0	0
Soff	.000	.000	12	1	0	0	0	0	0	0	0-0	0-0	0	0-0	1	0-0	0	0
Terry	.000	.000	11	2	0	0	0	0	0	0	0-0	0-0	0	0-0	0	0-0	0	0
Tudor	.200	.243	17	35	1	7	7	0	0	0	5-2	3-0	0	2-0	6	0-0	1	0
Tunnell	.235	.235	33	17	1	4	4	0	0	0	3-1	3-0	0	0-0	5	0-0	0	0
Worrell	.100	.100	75	10	0	1	1	0	0	0	0-0	1-0	0	0-0	6	0-0	1	0

CARDINALS	.263	.340	162	5500	798	1449	2081	252	49	94	746-90	84-51	18	644-61	933	248-72	126	116
OPPONENTS	.266	.331	162	5589	693	1484	2260	299	45	129	653-62	71-33	27	533-79	873	100-49	142	151

PITCHER	W-L	ERA	G	GS	CG	GF	SHO	SV	IP	H	R	ER	HR	BB-IBB	HB	SO	WP	BK
Conroy	3-2	5.53	10	9	0	0	0	0	40.2	48	26	25	0	25-3	1	22	2	0
Cox	11-9	3.88	31	31	2	0	0	0	199.1	224	99	86	17	71-6	3	101	5	1
Dawley	5-8	4.47	60	0	0	17	0	2	96.2	93	51	48	15	38-11	1	65	4	1
Dayley	9-5	2.66	53	0	0	29	0	4	61.0	52	21	18	2	33-8	2	63	5	0
Forsch	11-7	4.32	33	30	2	1	1	0	179.0	189	90	86	15	45-4	4	89	2	1
Horton	8-3	3.82	67	6	0	24	0	7	125.0	127	58	53	15	42-10	0	55	3	4
LaPoint	1-1	6.75	6	2	0	3	0	0	16.0	26	12	12	4	5-0	0	8	1	1
Magrane	9-7	3.54	27	26	4	0	2	0	170.1	157	75	67	9	60-6	10	101	9	7
Mathews	11-11	3.73	32	32	2	0	1	0	197.2	184	87	82	17	71-5	0	108	7	2
O'Neal (Tot)	4-2	5.32	17	11	0	2	0	0	66.0	81	42	39	12	26-3	2	37	10	0
O'Neal (StL)	0-0	1.80	1	1	0	0	0	0	5.0	2	1	1	0	2-0	0	4	1	0
Oquendo	0-0	27.00	1	0	0	1	0	0	1.0	4	3	3	0	1-0	1	0	0	0
Perry	4-2	4.39	45	0	0	13	0	1	65.2	54	34	32	7	21-3	2	33	3	0
Peters	0-0	1.80	12	0	0	4	0	1	15.0	17	3	3	1	6-1	0	11	0	0
Soff	1-0	6.46	12	0	0	1	0	0	15.1	18	11	11	3	5-1	1	9	0	0
Terry	0-0	3.38	11	0	0	2	0	0	13.1	13	5	5	0	8-2	0	9	0	0
Tudor	10-2	3.84	16	16	0	0	0	0	96.0	100	43	41	11	32-1	1	54	1	0
Tunnell	4-4	4.84	32	9	0	3	0	0	74.1	90	45	40	5	34-7	1	49	2	5
Worrell	8-6	2.66	75	0	0	54	0	33	94.2	86	29	28	8	34-11	0	92	1	0

CARDINALS	95-67	3.91	162	162	10	152	7	48	1466.0	1484	693	637	129	533-78	27	873	46	22
OPPONENTS	67-95	4.37	162	162	13	149	4	37	1453.2	1449	798	706	94	644-61	18	933	43	27

# 1987 CARDINALS' HIGHS AND LOWS

## TEAM MISCELLANEOUS

Longest Winning Streak	9 Games (7/3-7/10)
Longest Losing Streak	7 Games (7/24-7/30)
Longest Game - Innings	14 Innings (8/9 at PHI)
Longest Game - Time	4:36 at PHI (8/9 - 14 Innings)
Shortest Game - Time - 9 Innings	2:02 at SD (5/6 - 9 Innings)
Largest Crowd - Home	49,652 (7/11 vs SF)
Largest Crowd - Road	52,119 (4/10 at PITT)
Largest Margin of Victory	10 (6/16 vs PIT in 11-1 Win & 6/27 at MTL in 15-5 Win)
Men Left on Base	14 (4/7 at CHI)
Most Errors	4 (4/28 vs SD)
Most Double Plays Turned - Cardinals	4 (6/23 vs PHI & 8/13 vs PHI)
Most Double Plays Turned - Opponents	4 (7/24 at SF & 7/25 at SF)

## TEAM BATTING

Most Runs by Cardinals - Inning	9 - Sixth Inning (6/16 vs PIT)
Most Runs by Opponent - Inning	8 - Fourth Inning (8/12 at PIT)
Most Runs - Game - Cardinals	17 (5/7 at SD)
Most Runs - Game - Opponent	15 (8/7 at PHI)
Most Runs - Both Clubs	27 (5/7 at SD in 17-10 Win)
Fewest Hits - Game - Cardinals	2 (9/23 vs PIT)
Most Hits - Game - Cardinals	18 (5/28 vs ATL)
Most Hits - Game - Opponents	21 (5/4 vs SF)
Most Doubles - Game - Cardinals	6 (4/21 vs CHI & 5/13 at SF)
Most Triples - Game - Cardinals	3 (7/28 vs NY)
Most Home Runs - Game - Cardinals	4 (4/11 at PIT)
Most Home Runs - Game - Opponents	4 (8/9 at PHI & 6/7 at CHI)
Most Stolen Bases - Game - Cardinals	6 (4/9 at CHI - 6/10 at PHI - 6/20 vs MTL)
Most Stolen Bases - Game - Opponents	5 (8/24 vs HOU)

## TEAM PITCHING

Most Strikeouts - Game - Cardinals	12 (7/10 vs SF)
Most Strikeouts - Game - Opponents	14 (4/18 vs NY)
Most Walks - Game - Cardinals	11 (4/7 at CHI)
Most Walks - Game - Opponents	14 (6/7 at CHI)
Fewest Hits - Game - Cardinals	3 (9/29 vs MTL-Game #1)

## INDIVIDUAL BATTING

Longest Hitting Streak	19 Games - Pendleton (5/4-5/26)
Most Hits - Game	4 - Five Players
Most Doubles - Game	2 - Six Players
Most Triples - Game	1 - Ten Players
Most Home Runs - Game	2 - Lindeman (4/11 at PIT) Clark - 5 Times (7/19 at SD, Last Time) Ford (6/27 at MTL)
Most Runs Batted In - Game	6 Herr (4/18 vs NY)
Most Runs - Game	4 - Smith (8/23 at CIN)
Most Stolen Bases - Game	4 Coleman (4/9 at CHI & 6/8 at PHI)

## INDIVIDUAL PITCHING

Most Strikeouts - Game - Starter	8 - Cox (4/9 at CHI) & Forsch (9/20 vs CHI)
Most Strikeouts - Game - Reliever	6 - Dawley (6/16 vs PIT)
Fewest Hits Allowed - Complete Game	3 - Magrane (9/29 vs MTL, Game #1)
Longest Winning Streak	6 Games - Tudor (8/21-Present)
Longest Losing Streak	4 Games - Dawley (4/21-5/28) Magrane (8/7-8/24), Cox (9/2-9/18)
Most Innings Pitched - Game - Starter	9 - Cox (4/23 vs CHI) Magrane (4 Times - 9/29 vs MTL, Last Time) Forsch (2 Times - 8/10 vs PIT, Last Time) Mathews (2 Times - 9/21 at NY, Last Time)
Most Innings Pitched - Game - Reliever	5.2 - Dawley (6/16 vs PIT)
Most Consecutive Scoreless Innings	19-1/3 - Tudor (8/31-9/6)

# 1987 FINAL STANDINGS

## NATIONAL LEAGUE

### EASTERN DIVISION

	W	L	PCT	GB
St. Louis	95	67	.586	—
New York	92	70	.568	3
Montreal	91	71	.562	4
Philadelphia	80	82	.494	15
Pittsburgh	80	82	.494	15
Chicago	76	85	.472	18.5

### WESTERN DIVISION

	W	L	PCT	GB
San Francisco	90	72	.556	—
Cincinnati	84	78	.519	6
Houston	76	86	.469	14
Los Angeles	73	89	.451	17
Atlanta	69	92	.429	20.5
San Diego	65	97	.401	25

## AMERICAN LEAGUE

### EASTERN DIVISION

	W	L	PCT	GB
Detroit	98	64	.605	—
Toronto	96	66	.593	2
Milwaukee	91	71	.562	7
New York	89	73	.549	9
Boston	78	84	.481	20
Baltimore	67	95	.414	31
Cleveland	61	101	.377	37

### WESTERN DIVISION

	W	L	PCT	GB
Minnesota	85	77	.525	—
Kansas City	83	79	.512	2
Oakland	81	81	.500	4
Seattle	78	84	.481	7
Chicago	77	85	.475	8
California	75	87	.463	10
Texas	75	87	.463	10

## CARDINALS VS. THE NATIONAL LEAGUE

### EASTERN DIVISION

	HOME		ROAD		TOTALS	
	W	L	W	L	W	L
Chicago	6	3	6	3	12	6
Montreal	4	5	3	6	7	11
New York	4	5	5	4	9	9
Philadelphia	5	4	5	4	10	8
Pittsburgh	6	3	5	4	11	7
TOTALS VS. EAST	25	20	24	21	49	41

### WESTERN DIVISION

	HOME		ROAD		TOTALS	
	W	L	W	L	W	L
Atlanta	4	2	5	1	9	3
Cincinnati	4	2	4	2	8	4
Houston	4	2	3	3	7	5
Los Angeles	5	1	4	2	9	3
San Diego	4	2	4	2	8	4
San Francisco	3	3	2	4	5	7
TOTALS VS. WEST	24	12	22	14	46	26
OVERALL TOTALS	49	32	46	35	95	67

## ATTENDANCE — 1987

Home .....	3,072,122	Road .....	2,321,960
Average .....	39,386	Average .....	29,025
(78 Dates)		(80 Dates)	

# NLCS REVIEW

## GAME ONE: CARDINALS 5, GIANTS 3

SAN FRANCISCO	AB	R	H	BI	BB	SO	ST. LOUIS	AB	R	H	BI	BB	SO
Thompson, 2b	3	2	0	0	1	1	Coleman, lf	3	0	1	1	1	0
Mitchell, 3b	4	0	1	0	0	0	Smith, ss	3	1	1	0	1	0
Leonard, lf	4	1	2	1	0	0	Herr, 2b	4	0	0	0	0	0
Maldonado, rf	4	0	1	2	0	0	Driessen, 1b	4	1	2	0	0	0
C. Davis, cf	3	0	0	0	1	2	McGee, cf	4	1	2	1	0	0
W. Clark, 1b	4	0	1	0	0	0	Pendleton, 3b	4	1	1	1	0	2
Brenly, c	4	0	0	0	0	3	Ford, rf	4	0	1	0	0	0
Uribe, ss	4	0	2	0	0	2	Pena, c	3	1	1	0	1	1
Reuschel, p	1	0	0	0	0	0	Mathews, p	1	0	1	2	0	0
Lefferts, p	0	0	0	0	0	0	Worrell, p	0	0	0	0	0	0
Speier, ph	1	0	0	0	0	0	Dayley, p	0	0	0	0	0	0
Garrelts, p	0	0	0	0	0	0							
Melvin, ph	1	0	0	0	0	0							
<b>TOTALS</b>	<b>33</b>	<b>3</b>	<b>7</b>	<b>3</b>	<b>2</b>	<b>8</b>	<b>TOTALS</b>	<b>30</b>	<b>5</b>	<b>10</b>	<b>5</b>	<b>3</b>	<b>3</b>

San Francisco	100	100	010	—3
St. Louis	001	103	00x	—5

Game-winning RBI—Pendleton.

E—Driessen, Uribe. DP—San Francisco 1, St. Louis 1. LOB—San Francisco 6, St. Louis 6.  
2B—Maldonado, Driessen 2. 3B—Smith. HR—Leonard. SB—W.Clark. S—Mathews 2, Reuschel.

SAN FRANCISCO	IP	H	R	ER	BB	SO	ST. LOUIS	IP	H	R	ER	BB	SO
Reuschel, L	6	9	5	5	2	1	Mathews, W	7½	4	3	2	1	7
Lefferts	1	1	0	0	1	0	Worrell	½	2	0	0	1	0
Garrelts	1	0	0	0	0	2	Dayley, S	1½	1	0	0	0	1

T—2:34. A—55,331.

## GAME TWO: GIANTS 5, CARDINALS 0

SAN FRANCISCO	AB	R	H	BI	BB	SO	ST. LOUIS	AB	R	H	BI	BB	SO
Thompson, 2b	5	0	0	0	0	2	Coleman, lf	3	0	0	0	1	1
Mitchell, 3b	5	0	0	0	0	1	Smith, ss	3	0	0	0	1	0
Leonard, lf	4	2	3	1	0	0	Herr, 2b	4	0	1	0	0	0
Maldonado, rf	4	2	2	0	0	2	Pendleton, 3b	3	0	0	0	0	1
C. Davis, cf	3	0	1	0	0	1	McGee, cf	3	0	0	0	0	1
Milner, pr-cf	0	0	0	0	0	0	Lindeman 1b	3	0	1	0	0	0
W. Clark, 1b	3	1	2	2	1	0	Oquendo, rf	2	0	0	0	1	0
Melvin, c	3	0	0	0	1	1	Pena, c	2	0	0	0	1	1
Uribe, ss	4	0	1	0	0	0	Tudor, p	2	0	0	0	0	2
Dravecky, p	4	0	1	0	0	1	Pagnozzi, ph	1	0	0	0	0	0
							Forsch, p	0	0	0	0	0	0
<b>TOTALS</b>	<b>35</b>	<b>5</b>	<b>10</b>	<b>3</b>	<b>2</b>	<b>8</b>	<b>TOTALS</b>	<b>26</b>	<b>0</b>	<b>2</b>	<b>0</b>	<b>4</b>	<b>6</b>

San Francisco	020	100	020	—5
St. Louis	000	000	000	—0

Game-winning RBI—Clark.

E—Smith. DP—San Francisco 2, St. Louis 3. LOB—San Francisco 6, St. Louis 3. 2B—Uribe.  
HR—W.Clark, Leonard. S—Milner.

SAN FRANCISCO	IP	H	R	ER	BB	SO	ST. LOUIS	IP	H	R	ER	BB	SO
Dravecky, W	9	2	0	0	4	6	Tudor, L	8	10	5	3	2	6
							Forsch	1	0	0	0	0	2

T—2:33. A—55,331.

**GAME THREE:  
CARDINALS 6, GIANTS 5**

ST. LOUIS	AB	R	H	BI	BB	SO	SAN FRANCISCO	AB	R	H	BI	BB	SO
Coleman, lf	4	1	1	2	1	0	Thompson, 2b	2	0	0	0	2	1
Smith, ss	5	1	3	0	0	0	Spilman, ph	1	1	1	1	0	0
Herr, 2b	4	0	0	0	0	0	Mitchell, 3b	5	0	1	0	0	0
Lindeman, 1b	3	1	1	3	0	1	Leonard, lf	3	1	1	1	0	0
McGee, cf	4	0	1	0	0	2	Maldonado, rf	4	0	0	0	0	0
Pena, c	4	0	1	0	0	0	C.Davis, cf	3	1	1	0	0	0
Oquendo, rf-3b	4	1	1	0	0	0	Milner, cf	1	0	0	0	0	1
Lawless, 3b	2	0	1	0	0	0	W.Clark, 1b	4	1	2	1	0	1
Ford, ph-rf	1	1	1	0	1	0	Brenly, c	4	1	1	1	0	2
Magrane, p	1	0	0	0	0	0	Uribe, ss	4	0	0	0	0	0
J.Clark, ph	1	0	0	0	0	1	Hammaker, p	3	0	0	0	0	2
Forsch, p	0	0	0	0	0	0	D.Robinson, p	0	0	0	0	0	0
Driessen, ph	1	0	1	1	0	0	Lefferts, p	0	0	0	0	0	0
Johnson, pr	0	1	0	0	0	0	LaCoss, p	0	0	0	0	0	0
Worrell, p	1	0	0	0	0	1	Aldrete, ph	1	0	0	0	0	1
<b>TOTALS</b>	<b>35</b>	<b>6</b>	<b>11</b>	<b>6</b>	<b>2</b>	<b>5</b>	<b>TOTALS</b>	<b>35</b>	<b>5</b>	<b>7</b>	<b>4</b>	<b>2</b>	<b>8</b>

St. Louis	000	002	400	—6
San Francisco	031	000	001	—5

Game-winning RBI—Coleman.

E—Mitchell, Herr. DP—San Francisco 2. LOB—St. Louis 6, San Francisco 6. 2B—C.Davis, Brenly, W.Clark. 3B—McGee. HR—Leonard, Lindeman, Spilman. SB—Thompson, Herr, Johnson. S—Herr. SF—Lindeman.

ST. LOUIS	IP	H	R	ER	BB	SO	SAN FRANCISCO	IP	H	R	ER	BB	SO
Magrane	4	4	4	4	2	3	Hammaker	6	7	3	3	0	4
Forsch, W	2	1	0	0	0	1	D.Robinson, L	0	3	3	3	0	0
Worrell, S	3	2	1	1	0	4	Lefferts	1	1	0	0	0	0
							LaCoss	2	0	0	0	2	1

Hammaker pitched to 1 batter in 7th; D.Robinson pitched to 3 batters in 7th. HBP—Leonard by Forsch. WP—Magrane. T—3:27. A—57,913.

**GAME FOUR:  
GIANTS 4, CARDINALS 2**

ST. LOUIS	AB	R	H	BI	BB	SO	SAN FRANCISCO	AB	R	H	BI	BB	SO
Coleman, lf	4	0	2	1	0	0	Milner, cf	4	0	0	0	0	1
Smith, ss	4	0	0	0	0	0	Mitchell, 3b	4	1	2	0	0	0
Herr, 2b	4	0	1	0	0	0	Leonard, lf	2	1	1	2	2	1
Driessen, 1b	3	0	0	0	1	1	W.Clark, 1b	4	0	2	0	0	1
McGee, cf	4	0	1	0	0	0	Aldrete, rf	4	0	1	0	0	0
Pendleton, 3b	4	0	1	0	0	0	Brenly, c	4	1	2	1	0	1
Ford, rf	4	1	1	0	0	1	Thompson, 2b	4	1	1	1	0	1
Pena, c	3	1	2	0	0	0	Uribe, ss	4	0	0	0	0	1
Cox, p	3	0	1	1	0	1	Krukow, p	2	0	0	0	1	0
<b>TOTALS</b>	<b>33</b>	<b>2</b>	<b>9</b>	<b>2</b>	<b>1</b>	<b>3</b>	<b>TOTALS</b>	<b>32</b>	<b>4</b>	<b>9</b>	<b>4</b>	<b>3</b>	<b>6</b>

St. Louis	020	000	000	—2
San Francisco	000	120	01x	—4

Game-winning RBI—Leonard.

E—Thompson, W.Clark, DP—San Francisco 4. LOB—St. Louis 5, San Francisco 7. 2B—Mitchell, W.Clark. HR—Thompson, Leonard, Brenly.

ST. LOUIS	IP	H	R	ER	BB	SO	SAN FRANCISCO	IP	H	R	ER	BB	SO
Cox, L	8	9	4	4	3	6	Krukow, W	9	9	2	2	1	3

T—2:23. A—57,997.

## GAME FIVE: GIANTS 6, CARDINALS 3

ST. LOUIS	AB	R	H	BI	BB	SO	SAN FRANCISCO	AB	R	H	BI	BB	SO
Coleman, lf	4	1	2	0	0	1	Thompson, 2b	2	1	1	1	1	0
Smith, ss	2	0	0	1	0	1	Mitchell, 3b	4	1	2	2	0	0
Herr, 2b	3	0	0	1	0	0	Leonard, lf	4	0	0	0	0	1
Driessen, 1b	3	0	0	0	0	0	Maldonado, rf	4	0	1	0	0	1
Lindeman, ph-1b	1	0	0	0	0	1	C.Davis, cf	3	1	1	0	0	0
McGee, cf	4	0	2	0	0	1	Milner, cf	1	0	0	0	0	1
Pendleton, 3b	4	1	1	0	0	1	W.Clark, 1b	3	1	1	0	1	1
Morris, rf	2	0	0	0	0	0	Brenly, c	1	1	0	0	3	1
Forsch, p	0	0	0	0	0	0	Uribe, ss	4	1	1	2	0	0
Horton, p	0	0	0	0	0	0	Reuschel, p	1	0	0	0	0	1
Lawless, ph-rf	2	0	0	0	0	0	Aldrete, ph	0	0	0	1	0	0
Pena, c	2	1	1	0	1	1	Price, p	1	0	0	0	0	1
Mathews, p	1	0	1	0	0	0							
Ford, rf	0	0	0	0	0	0							
Oquendo, ph-rf	2	0	0	0	0	1							
Dayley, p	0	0	0	0	0	0							
<b>TOTALS</b>	<b>30</b>	<b>3</b>	<b>7</b>	<b>2</b>	<b>1</b>	<b>7</b>	<b>TOTALS</b>	<b>28</b>	<b>6</b>	<b>7</b>	<b>6</b>	<b>5</b>	<b>7</b>

St. Louis	101	100	000	—3
San Francisco	101	400	00x	—6

Game-winning RBI—Uribe.

E—Resuchel. DP—St. Louis 1, San Francisco 1. LOB—St. Louis 4, San Francisco 5.  
2B—Coleman. 3B—Pendleton, Thompson, HR—Mitchell. SB—Thompson, Mitchell, Uribe.  
S—Smith. SF—Herr, Smith, Aldrete.

ST. LOUIS	IP	H	R	ER	BB	SO	SAN FRANCISCO	IP	H	R	ER	BB	SO
Mathews	3	2	2	2	2	3	Reuschel	4	6	3	2	0	1
Forsch, L	0	3	4	4	1	0	Price, W	5	1	0	0	1	6
Horton	3	2	0	0	0	2							
Dayley	2	0	0	0	2	2							

Forsch pitched to 4 batters in 4th. HBP—Thompson by Dayley. WP—Reuschel.  
T—2:48. A—59,363.

## GAME SIX: CARDINALS 1, GIANTS 0

SAN FRANCISCO	AB	R	H	BI	BB	SO	ST. LOUIS	AB	R	H	BI	BB	SO
Thompson, 2b	3	0	0	0	1	2	Coleman, lf	4	0	0	0	0	2
Mitchell, 3b	4	0	1	0	0	0	Smith, ss	4	0	0	0	0	1
Leonard, lf	3	0	1	0	1	2	Herr, 2b	3	0	2	0	0	0
Maldonado, rf	3	0	0	0	0	0	Lindeman, 1b	3	0	2	0	0	0
Aldrete, ph-rf	1	0	0	0	0	1	Pendleton, 3b	3	0	0	0	0	2
C.Davis, cf	4	0	0	0	0	1	Pena, c	3	1	1	0	0	0
W.Clark, 1b	3	0	0	0	1	2	McGee, cf	3	0	0	0	0	1
Melvin, c	3	0	3	0	0	0	Oquendo, rf	2	0	0	1	0	1
Milner, pr	0	0	0	0	0	0	Worrell, p-rf	0	0	0	0	0	0
D.Robinson, p	0	0	0	0	0	0	Tudor, p	2	0	0	0	0	2
Spilman, ph	0	0	0	0	0	0	Morris, rf	1	0	0	0	0	0
Speier, ph	1	0	0	0	0	1	Dayley, p	0	0	0	0	0	0
Uribe, ss	3	0	1	0	0	0							
Dravecky, p	2	0	0	0	0	0							
Brenly, ph-c	1	0	0	0	0	0							
<b>TOTALS</b>	<b>31</b>	<b>0</b>	<b>6</b>	<b>0</b>	<b>3</b>	<b>9</b>	<b>TOTALS</b>	<b>28</b>	<b>1</b>	<b>5</b>	<b>1</b>	<b>0</b>	<b>9</b>

San Francisco	000	000	000	—0
St. Louis	010	000	00x	—1

Game-winning RBI—Oquendo. LOB—San Francisco 8, St. Louis 4. 3B—Pena. S—Uribe.  
SF—Oquendo.

SAN FRANCISCO	IP	H	R	ER	BB	SO	ST. LOUIS	IP	H	R	ER	BB	SO
Dravecky, L	6	5	1	1	0	8	Tudor, W	7½	6	0	0	3	6
D.Robinson	2	0	0	0	0	1	Worrell	1	0	0	0	0	2
							Dayley, S	¾	0	0	0	0	1

T—3:09. A—55,331.

## GAME SEVEN: CARDINALS 6, GIANTS 0

SAN FRANCISCO							ST. LOUIS						
AB	R	H	BI	BB	SO		AB	R	H	BI	BB	SO	
Aldrete, rf	4	0	0	0	0	0	Coleman, lf	4	1	1	0	1	2
Mitchell, 3b	4	0	1	0	0	2	Smith, ss	4	0	1	0	1	2
Leonard, lf	4	0	2	0	0	0	Herr, 2b	5	0	2	2	0	1
W.Clark, 1b	4	0	1	0	0	1	Lindeman, 1b	3	0	0	0	0	1
C.Davis, cf	4	0	0	0	0	0	Driessen, ph-1b	1	0	0	0	0	0
Brenly, c	3	0	1	0	0	1	Pendleton, 3b	1	1	1	0	1	0
Speier, 2b	3	0	0	0	0	1	Lawless, ph-3b	2	0	1	0	0	1
Uribe, ss	3	0	2	0	0	0	Pena, c	4	1	2	0	0	1
Hammaker, p	0	0	0	0	0	0	McGee, cf	4	1	2	1	0	0
Milner, ph	1	0	1	0	0	0	Oquendo, rf	2	2	1	3	2	0
Price, p	0	0	0	0	0	0	Cox, p	3	0	1	0	0	1
Downs, p	0	0	0	0	0	0							
Thompson, ph	1	0	0	0	0	0							
Garrelts, p	0	0	0	0	0	0							
Lefferts, p	0	0	0	0	0	0							
LaCoss, p	0	0	0	0	0	0							
Spilman, ph	1	0	0	0	0	0							
D.Robinson, p	0	0	0	0	0	0							
<b>TOTALS</b>	<b>32</b>	<b>0</b>	<b>8</b>	<b>0</b>	<b>0</b>	<b>5</b>	<b>TOTALS</b>	<b>33</b>	<b>6</b>	<b>12</b>	<b>6</b>	<b>5</b>	<b>9</b>

San Francisco .....	000	000	000	—	0
St. Louis .....	040	002	00x	—	6

Game-winning RBI—McGee.

E—C.Davis. DP—St. Louis 3. LOB—San Francisco 5, St. Louis 9. 2B—McGee. HR—Oquendo. SB—Coleman, Pena. S—Cox.

SAN FRANCISCO							ST. LOUIS						
IP	H	R	ER	BB	SO		IP	H	R	ER	BB	SO	
Hammaker, L	2	5	4	4	0	3	Cox, W	9	8	0	0	0	5
Price	⅔	2	0	0	0	1							
Downs	1½	1	0	0	0	0							
Garrelts	1½	2	2	2	4	2							
Lefferts	0	1	0	0	0	0							
LaCoss	1½	1	0	0	1	1							
D.Robinson	1	0	0	0	0	2							

WP—Garrelts. PB—Brenly.

T—2:59. A—55,331.

## INDIVIDUAL WORLD SERIES RECORDS TIED - 1987

### PITCHING - TIED

#### MOST EARNED RUNS - NINE-INNING GAME:

7, Danny Cox, St. Louis, Oct. 18, 1987 (previously accomplished by Mordecai Brown, Chicago (NL), Oct. 18, 1910).

#### MOST EARNED RUNS - INNING:

6, Danny Cox, St. Louis, Oct. 18, 1987, fourth inning (previously accomplished by George Wiltse, New York (NL), Oct. 26, 1911, seventh inning).

#### MOST GAMES STARTED - SERIES:

3, Frank Viola, Minnesota (previously accomplished 40 times, last by Ron Darling, New York (NL) and Bruce Hurst, Boston, 1986).

#### MOST GAMES LOST - SEVEN-GAME SERIES:

2, Danny Cox, St. Louis (previously accomplished many times, last by Dwight Gooden, New York (NL) and Calvin Schiraldi, Boston, 1986).

### FIELDING - TIED

#### MOST PUTOUTS - INNING - CENTER FIELD:

Willie McGee, St. Louis, Oct. 22, 1987, eighth inning (previously accomplished seven times, last by Tommy Agee, New York (NL), Oct. 14, 1969, seventh inning).

#### MOST ASSISTS - GAMES - OUTFIELDER:

2, Vince Coleman, St. Louis, Oct. 25, 1987 (previously accomplished many times).

## NLCS: COMPOSITE BOX

### ST. LOUIS

Player, Pos.	AVG	G	AB	R	H	2B	3B	HR	RBI	BB	SO	SB
Greg Mathews, p	.1000	2	2	0	2	0	0	0	2	0	0	0
Tony Pena, c	.381	7	21	5	8	0	1	0	0	3	4	1
Curt Ford, rf	.333	4	9	2	3	0	0	0	0	1	1	0
Danny Cox, p	.333	2	6	0	2	0	0	0	1	0	2	0
Tom Lawless, 3b-rf	.333	3	6	0	2	0	0	0	0	1	1	0
Willie McGee, cf	.308	7	26	2	8	1	1	0	2	0	5	0
Jim Lindeman, 1b	.308	5	13	1	4	0	0	1	3	0	3	0
Vince Coleman, lf	.269	7	26	3	7	1	0	0	4	4	6	1
Dan Driessen, 1b	.250	5	12	1	3	2	0	0	1	1	1	0
Tom Herr, 2b	.222	7	27	0	6	0	0	0	3	0	1	1
Terry Pendleton, 3b	.211	6	19	3	4	0	1	0	1	0	6	0
Ozzie Smith, ss	.200	7	25	2	5	0	1	0	1	3	4	0
Jose Oquendo, rf-3b	.167	5	12	3	2	0	0	1	4	3	2	0
John Tudor, p	.000	2	4	0	0	0	0	0	0	0	4	0
John Morris, rf	.000	2	3	0	0	0	0	0	0	0	0	0
Jack Clark, ph	.000	1	1	0	0	0	0	0	0	0	1	0
Joe Magrane, p	.000	1	1	0	0	0	0	0	0	0	0	0
Tom Pagnozzi, ph	.000	1	1	0	0	0	0	0	0	0	0	0
Todd Worrell, p-rf	.000	3	1	0	0	0	0	0	0	0	1	0
Lance Johnson, pr	.000	1	0	1	0	0	0	0	0	0	0	1
<b>TOTALS</b>	<b>.260</b>	<b>7</b>	<b>215</b>	<b>23</b>	<b>56</b>	<b>4</b>	<b>4</b>	<b>2</b>	<b>22</b>	<b>16</b>	<b>42</b>	<b>4</b>

Pitcher	W	L	ERA	G	GS	CG	SV	IP	H	R	ER	BB	SO
Ken Dayley	0	0	0.00	3	0	0	2	4	1	0	0	2	4
Rick Horton	0	0	0.00	1	0	0	0	3	2	0	0	0	2
John Tudor	1	1	1.76	2	2	0	0	15 1/3	16	5	3	5	12
Todd Worrell	0	0	2.08	3	0	0	1	4 1/3	4	1	1	1	6
Danny Cox	1	1	2.12	2	2	2	0	17	17	4	4	3	11
Greg Mathews	1	0	3.48	2	2	0	0	10 1/3	6	5	4	3	10
Joe Magrane	0	0	9.00	1	1	0	0	4	4	4	4	2	3
Bob Forsch	1	1	12.00	3	0	0	0	3	4	4	4	1	3
<b>TOTALS</b>	<b>4</b>	<b>3</b>	<b>2.95</b>	<b>7</b>	<b>7</b>	<b>2</b>	<b>3</b>	<b>61</b>	<b>54</b>	<b>23</b>	<b>20</b>	<b>17</b>	<b>51</b>

### SAN FRANCISCO

Player, Pos.	AVG	G	AB	R	H	2B	3B	HR	RBI	BB	SO	SB
Harry Spilman, ph	.500	2	2	1	1	0	0	1	1	0	0	0
Bob Melvin, c	.429	3	7	0	3	0	0	0	0	1	1	0
Jeffrey Leonard, lf	.417	7	24	5	10	0	0	4	5	3	4	0
Will Clark, 1b	.360	7	25	3	9	2	0	1	3	3	6	1
Jose Uribe, ss	.269	7	26	1	7	1	0	0	2	0	4	1
Kevin Mitchell, 3b	.267	7	30	2	8	1	0	1	2	0	3	1
Bob Brenly, c-ph	.235	6	17	3	4	1	0	1	2	3	7	0
Candy Maldonado, rf	.211	5	19	2	4	1	0	0	2	0	3	0
Dave Dravecky, p	.167	2	6	0	1	0	0	0	0	0	1	0
Chili Davis, cf	.150	6	20	2	3	1	0	0	0	1	4	0
Eddie Milner, cf	.143	6	7	0	1	0	0	0	0	0	3	0
Rob Thompson, 2b	.100	7	20	4	2	0	1	1	2	5	7	2
Mike Aldrete, rf	.100	5	10	0	1	0	0	0	1	0	2	0
Chris Speier, ph-2b	.000	3	5	0	0	0	0	0	0	0	2	0
Atlee Hammaker, p	.000	2	3	0	0	0	0	0	0	0	2	0
Mike Krukow, p	.000	1	2	0	0	0	0	0	0	1	0	0
Rick Reuschel, p	.000	2	2	0	0	0	0	0	0	0	1	0
Joe Price, p	.000	2	1	0	0	0	0	0	0	0	1	0
<b>TOTALS</b>	<b>.239</b>	<b>7</b>	<b>226</b>	<b>23</b>	<b>54</b>	<b>7</b>	<b>1</b>	<b>9</b>	<b>20</b>	<b>17</b>	<b>51</b>	<b>5</b>

Pitcher	W	L	ERA	G	GS	CG	SV	IP	H	R	ER	BB	SO
Joe Price	1	0	0.00	2	0	0	0	5 2/3	3	0	0	1	7
Mike LaCoss	0	0	0.00	2	0	0	0	3 1/3	1	0	0	3	2
Craig Lefferts	0	0	0.00	3	0	0	0	2	3	0	0	1	0
Kelly Downs	0	0	0.00	1	0	0	0	1 1/3	1	0	0	0	0
Dave Dravecky	1	1	0.60	2	2	1	0	15	7	1	1	4	14
Mike Krukow	1	0	2.00	1	1	1	0	9	9	2	2	1	3
Rick Reuschel	0	1	6.30	2	2	0	0	10	15	8	7	2	2
Scott Garrelts	0	0	6.75	2	0	0	0	2 2/3	2	2	2	4	4
Atlee Hammaker	0	1	7.88	2	2	0	0	8	12	7	7	0	7
Don Robinson	0	1	9.00	3	0	0	0	3	3	3	3	0	3
<b>TOTALS</b>	<b>3</b>	<b>4</b>	<b>3.30</b>	<b>7</b>	<b>7</b>	<b>2</b>	<b>0</b>	<b>60</b>	<b>56</b>	<b>23</b>	<b>22</b>	<b>16</b>	<b>42</b>

<b>ST. LOUIS</b>	<b>1</b>	<b>7</b>	<b>2</b>		<b>2</b>	<b>0</b>	<b>7</b>		<b>4</b>	<b>0</b>	<b>0</b>	<b>—</b>	<b>23</b>
<b>SAN FRANCISCO</b>	<b>2</b>	<b>5</b>	<b>2</b>		<b>7</b>	<b>2</b>	<b>0</b>		<b>0</b>	<b>4</b>	<b>1</b>	<b>—</b>	<b>23</b>

Game-winning RBIs—Pendleton, W. Clark, Coleman, Leonard, Uribe, Oquendo, McGee. E—Driessen, Uribe, Smith, Mitchell, Herr, Thompson, W. Clark, Reuschel, Davis. DP—St. Louis 5, San Francisco 10. LOB—St. Louis 37, San Francisco 43. S—Mathews 2, Reuschel, Milner, Herr, Smith, Uribe, Cox. SF—Lindeman, Herr, Smith, Aldrete, Oquendo. PB—Brenly. HBP—Leonard by Forsch, Thompson by Dayley. WP—Magrane, Reuschel, Garrelts. Umpires—Kibler, Montague, Pallone, Gregg, Quick, Engel. Official Scorers—Jack Herman, St. Louis official scorer; Nick Peters, Oakland Tribune; Dave Nightingale, The Sporting News.

# WORLD SERIES REVIEW

## GAME ONE: TWINS 10, CARDINALS 1

ST. LOUIS							MINNESOTA						
AB	R	H	BI	BB	SO		AB	R	H	BI	BB	SO	
Coleman, lf	4	0	0	0	0	1	Gladden, lf	4	1	2	5	1	0
Smith, ss	4	0	0	0	0	1	Gagne, ss	5	0	0	0	0	1
Herr, 2b	4	0	0	0	0	0	Puckett, cf	5	0	1	0	0	0
Lindeman, 1b	4	1	2	0	0	0	Gaetti, 3b	5	1	2	0	0	0
McGee, cf	3	0	2	0	0	0	Baylor, dh	5	1	1	0	0	0
Pena, c	3	0	0	1	0	0	Brunansky, rf	3	1	1	0	1	0
Lake, c	0	0	0	0	0	0	Davidson, rf	0	0	0	0	0	0
Oquendo, rf	3	0	0	0	0	1	Hrbeck, 1b	2	2	1	2	2	0
Pagnozzi, dh	3	0	1	0	0	0	Larkin 1b	0	0	0	0	0	0
Lawless, 3b	3	0	0	0	0	2	Lombardozzi, 2b	3	3	2	2	1	0
							Laudner, c	3	1	1	1	1	1
<b>TOTALS</b>	<b>31</b>	<b>1</b>	<b>5</b>	<b>1</b>	<b>0</b>	<b>5</b>	<b>TOTALS</b>	<b>35</b>	<b>10</b>	<b>11</b>	<b>10</b>	<b>6</b>	<b>2</b>

St. Louis	0 1 0 0 0 0 0 — 1
Minnesota	0 0 0 7 2 0 1 0 x — 10

Game-winning RBI—Hrbek.

E—Lawless. DP—St. Louis 1, Minnesota 1. LOB—St. Louis 3, Minnesota 7. 2B—Lindeman, Gaetti, Gladden. HR—Gladden, Lombardozzi. SB—Gladden.

ST. LOUIS							MINNESOTA						
IP	H	R	ER	BB	SO		IP	H	R	ER	BB	SO	
Magrane, L	3	4	5	5	4	1	Viola, W	8	5	1	1	0	5
Forsch	3	4	4	4	2	0	Atherton	1	0	0	0	0	0
Horton	2	3	1	1	0	1							

Magrane pitched to 5 batters in 4th.

T—2:39. A—55,171.

## GAME TWO: TWINS 8, CARDINALS 4

ST. LOUIS							MINNESOTA						
AB	R	H	BI	BB	SO		AB	R	H	BI	BB	SO	
Coleman, lf	4	1	1	0	0	2	Gladden, lf	5	0	1	1	0	0
Smith, ss	4	0	1	0	0	1	Gagne, ss	4	0	1	1	0	0
Herr, 2b	4	0	0	0	0	0	Puckett, cf	4	1	1	0	0	0
Driessen, 1b	4	1	1	1	0	1	Hrbek, 1b	3	1	1	0	1	0
McGee, cf	4	0	1	1	0	2	Gaetti, 3b	3	2	2	1	1	1
Pendleton, dh	4	1	1	0	0	0	Bush, dh	3	1	1	2	0	1
Ford, rf	3	1	2	0	1	0	Larkin, ph	1	0	0	0	0	0
Oquendo, 3b	4	0	1	0	0	1	Brunansky, rf	3	1	0	0	1	1
Pena, c	4	0	1	2	0	1	Lombardozzi, 2b	3	0	0	0	0	1
							Smalley, ph	1	0	1	0	0	0
							Newman, pr-2b	0	0	0	0	0	0
							Laudner, c	3	2	2	3	1	1
<b>TOTALS</b>	<b>35</b>	<b>4</b>	<b>9</b>	<b>4</b>	<b>1</b>	<b>8</b>	<b>TOTALS</b>	<b>33</b>	<b>8</b>	<b>10</b>	<b>8</b>	<b>4</b>	<b>5</b>

St. Louis	0 0 0 0 1 0 1 2 0 — 4
Minnesota	0 1 0 6 0 1 0 0 x — 8

Game-winning RBI—Gaetti, LOB—St. Louis, 5, Minnesota 5. 2B—Bush, Gagne, Driessen, Smalley. HR—Gaetti, Laudner. SB—Coleman.

ST. LOUIS							MINNESOTA						
IP	H	R	ER	BB	SO		IP	H	R	ER	BB	SO	
Cox, L	3 <sup>2</sup> / <sub>3</sub>	6	7	7	2	3	Blyleven, W	7	6	2	2	1	8
Tunnell	2 <sup>1</sup> / <sub>3</sub>	3	1	1	1	1	Berenguer	1	3	2	2	0	0
Dayley	1 <sup>1</sup> / <sub>3</sub>	0	0	0	0	1	Reardon	1	0	0	0	0	0
Worrell	2 <sup>3</sup> / <sub>3</sub>	1	0	0	1	0							

WP—Cox.

T—2:42. A—55,257.

## GAME THREE: CARDINALS 3, TWINS 1

MINNESOTA	AB	R	H	BI	BB	SO	ST. LOUIS	AB	R	H	BI	BB	SO
Gladden, lf	4	0	1	0	0	1	Coleman, lf	4	1	1	2	0	1
Gagne, ss	3	1	0	0	1	0	Smith, ss	4	0	2	1	0	0
Puckett, cf	3	0	1	0	1	0	Herr, 2b	4	0	1	0	0	0
Gaetti, 3b	4	0	0	0	0	1	Driessen, 1b	4	0	0	0	0	0
Brunansky, rf	4	0	1	1	0	1	Worrell, p	0	0	0	0	0	0
Hrbek, 1b	4	0	0	0	0	1	McGee, cf	4	0	2	0	0	1
Laudner, c	3	0	2	0	0	1	Ford, rf	4	0	1	0	0	1
Bush, ph	1	0	0	0	0	0	Oquendo, 3b	3	1	1	0	1	0
Lombardozzi, 2b	3	0	0	0	0	1	Pena, c	2	1	1	0	1	0
Straker, p	2	0	0	0	0	2	Tudor, p	2	0	0	0	0	2
Larken, ph	1	0	0	0	0	0	Pendleton, ph	0	0	0	0	0	0
Berenguer, p	0	0	0	0	0	0	Lindeman, 1b	0	0	0	0	0	0
Schatzeder, p	0	0	0	0	0	0							
<b>TOTALS</b>	<b>32</b>	<b>1</b>	<b>5</b>	<b>1</b>	<b>2</b>	<b>8</b>	<b>TOTALS</b>	<b>31</b>	<b>3</b>	<b>9</b>	<b>3</b>	<b>2</b>	<b>5</b>

Minnesota	000	001	000	—1
St. Louis	000	000	30x	—3

Game-winning RBI—Coleman.

E—Pena, Gagne. DP—Minnesota 1. LOB—Minnesota 6, St. Louis 7. 2B—McGee, Laudner, Coleman. 3B—Puckett. SB—Coleman 2. S—Pendleton.

MINNESOTA	IP	H	R	ER	BB	SO	ST. LOUIS	IP	H	R	ER	BB	SO
Straker	6	4	0	0	2	4	Tudor, W	7	4	1	1	2	7
Berenguer, L	½	4	3	3	0	0	Worrell, S	2	1	0	0	0	1
Schatzeder	1½	1	0	0	0	1							

Bk—Straker.

T—2:45. A—55,347.

## GAME FOUR: CARDINALS 7, TWINS 2

MINNESOTA	AB	R	H	BI	BB	SO	ST. LOUIS	AB	R	H	BI	BB	SO
Gladden, lf	5	0	1	0	0	2	Coleman, lf	4	1	1	0	1	1
Newman, 2b	3	0	1	0	1	0	Smith, ss	4	1	0	0	1	1
Baylor, ph	1	0	1	0	0	0	Herr, 2b	3	1	2	0	2	0
Puckett, cf	4	0	1	1	0	0	Lindeman, 1b	4	1	2	2	0	1
Gaetti, 3b	3	0	1	0	0	1	McGee, cf	4	0	2	2	0	2
Brunansky, rf	4	0	0	0	0	0	Pena, c	3	1	1	0	1	0
Hrbek, 1b	4	0	1	0	0	1	Oquendo, rf	4	1	1	0	0	0
Laudner, c	3	0	0	0	1	0	Lawless, 3b	4	1	1	3	0	2
Butera, c	0	0	0	0	0	0	Mathews, p	1	0	0	0	0	0
Gagne, ss	4	1	1	1	0	2	Forsch, p	2	0	0	0	0	0
Viola, p	1	0	0	0	0	1	Dayley, p	1	0	0	0	0	1
Schatzeder, p	0	0	0	0	0	0							
Larkin, ph	0	0	0	0	1	0							
Niekro, p	0	0	0	0	0	0							
Smalley, ph	1	0	0	0	0	0							
Frazier, p	0	0	0	0	0	0							
Davidson, ph	1	0	0	0	0	0							
<b>TOTALS</b>	<b>34</b>	<b>2</b>	<b>7</b>	<b>2</b>	<b>3</b>	<b>8</b>	<b>TOTALS</b>	<b>34</b>	<b>7</b>	<b>10</b>	<b>7</b>	<b>5</b>	<b>8</b>

Minnesota	001	010	000	—2
St. Louis	001	600	00x	—7

Game-winning RBI—Lawless.

E—Puckett, Lindeman. DP—St. Louis 1. LOB—Minnesota 10, St. Louis 9. 2B—McGee, Coleman. HR—Gagne, Lawless. SB—Gaetti, Brunansky, Coleman.

MINNESOTA	IP	H	R	ER	BB	SO	ST. LOUIS	IP	H	R	ER	BB	SO
Viola, L	3½	6	5	5	3	4	Mathews	3½	2	1	1	2	3
Schatzeder	¾	2	2	2	1	1	Forsch, W	2½	4	1	1	1	3
Niekro	2	1	0	0	1	1	Dayley, S	2½	1	0	0	0	2
Frazier	2	1	0	0	0	2							

HBP—Gaetti by Mathews, Lindeman by Niekro, Puckett by Forsch, WP—Mathews.

T—3:11. A—55,347.

## GAME FIVE: CARDINALS 4, TWINS 2

MINNESOTA	AB	R	H	BI	BB	SO	ST. LOUIS	AB	R	H	BI	BB	SO
Gladden, lf	3	1	1	0	2	0	Coleman, lf	3	2	1	0	1	1
Gagne, ss	4	1	1	0	0	1	Smith, ss	4	1	2	1	0	0
Baylor, ph	1	0	0	0	0	0	Herr, 2b	4	0	0	0	0	0
Puckett, cf	4	0	0	0	0	0	Driessen, 1b	3	1	1	0	1	0
Hrbek, 1b	4	0	1	0	0	0	Dayley, p	0	0	0	0	0	0
Gaetti, 3b	4	0	1	2	0	2	Worrell, p	0	0	0	0	0	0
Brunansky, rf	4	0	1	0	0	1	McGee, cf	4	0	0	0	0	3
Laudner, c	2	0	0	0	1	1	Ford, rf	4	0	1	2	0	0
Newman, ph	1	0	0	0	0	0	Oquendo, 3b	4	0	2	0	0	1
Lombardozzi, 2b	2	0	1	0	1	0	Pena, c	4	0	3	0	0	0
Smalley, ph	0	0	0	0	1	0	Johnson, pr	0	0	0	0	0	0
Blyleven, p	1	0	0	0	0	1	Lake, c	0	0	0	0	0	0
Larkin, ph	1	0	0	0	0	0	Cox, p	2	0	0	0	0	1
Atherton, p	0	0	0	0	0	0	Lindeman, 1b	1	0	0	0	0	1
Reardon, p	0	0	0	0	0	0							
Bush, ph	1	0	0	0	0	0							
<b>TOTALS</b>	<b>32</b>	<b>2</b>	<b>6</b>	<b>2</b>	<b>5</b>	<b>6</b>	<b>TOTALS</b>	<b>33</b>	<b>4</b>	<b>10</b>	<b>3</b>	<b>2</b>	<b>7</b>

Minnesota	000	000	020	— 2
St. Louis	000	003	10x	— 4

Game-winning RBI—Ford.

E—Gagne. DP—Minnesota 1. LOB—Minnesota 9, St. Louis 8. 3B—Gaetti. SB—Gladden, Coleman 2, Smith 2, Johnson. S—Cox, Blyleven.

MINNESOTA	IP	H	R	ER	BB	SO	ST. LOUIS	IP	H	R	ER	BB	SO
Blyleven, L	6	7	3	2	1	4	Cox, W	7½	5	2	2	3	6
Atherton	⅓	0	1	1	1	0	Dayley	⅓	0	0	0	0	0
Reardon	1⅓	3	0	0	0	3	Worrell, S	1⅓	1	0	0	2	0

Bk—Atherton.

T—3:21, A—55,347.

## GAME SIX: TWINS 11, CARDINALS 5

ST. LOUIS	AB	R	H	BI	BB	SO	MINNESOTA	AB	R	H	BI	BB	SO
Coleman, of	5	0	0	0	0	2	Gladden, lf	5	1	2	0	0	0
Smith, ss	4	1	1	0	1	0	Gagne, ss	5	1	1	0	0	0
Herr, 2b	5	1	3	1	0	1	Puckett, cf	4	4	4	1	1	0
Driessen, 1b	2	1	1	0	0	0	Gaetti, 3b	5	1	1	1	0	0
Pagnozzi, ph	1	0	0	0	0	0	Baylor, dh	3	2	2	3	1	0
Morris, rf	2	0	0	0	0	0	Bush, ph	1	0	0	0	0	0
McGee, cf	4	1	2	1	0	0	Brunansky, rf	4	1	1	1	1	1
Pendleton, dh	3	1	2	1	1	1	Hrbek, 1b	4	1	1	4	1	0
Ford, rf	1	0	0	0	0	0	Laudner, c	5	0	0	0	0	0
Lindeman, rf-1b	3	0	0	0	0	0	Lombardozzi, 2b	4	0	3	1	0	0
Oquendo, 3b	3	0	1	2	0	0							
Pena, c	3	0	1	0	1	0							
<b>TOTALS</b>	<b>36</b>	<b>5</b>	<b>11</b>	<b>5</b>	<b>3</b>	<b>4</b>	<b>TOTALS</b>	<b>40</b>	<b>11</b>	<b>15</b>	<b>11</b>	<b>4</b>	<b>1</b>

St. Louis	110	210	010	— 5
Minnesota	200	044	01x	— 11

Game-winning RBI—Lombardozzi.

E—McGee, Lindeman. DP—Minnesota 1. LOB—St. Louis 8, Minnesota 9. 2B—Driessen, Lombardozzi, Gaetti. 3B—Gladden. HR—Herr, Baylor, Hrbek. SB—Puckett, Pendleton 2. SF—Oquendo.

ST. LOUIS	IP	H	R	ER	BB	SO	MINNESOTA	IP	H	R	ER	BB	SO
Tudor, L	4	11	6	6	1	1	Straker	3	5	4	4	1	2
Horton	1	2	1	1	0	0	Schatzeder, W	2	1	1	1	2	1
Forsch	⅔	0	2	2	2	0	Berenguer	3	3	0	0	0	1
Dayley	⅓	1	1	1	0	0	Reardon	1	2	0	0	0	0
Tunnell	2	1	1	0	1	0							

Straker pitched to 3 batters in 4th; Tudor pitched to 4 batters in 5th; Horton pitched to 1 batter in 6th. PB—Pena.

T—3:22, A—55,293.

## GAME SEVEN: TWINS 4, CARDINALS 2

ST. LOUIS							MINNESOTA							
AB	R	H	BI	BB	SO		AB	R	H	BI	BB	SO		
Coleman, lf	4	0	0	0	0	2	Gladden, lf	5	0	1	1	0	1	
Smith, ss	4	0	0	0	0	0	Gagne, ss	5	1	2	1	0	2	
Herr, 2b	4	0	1	0	0	1	Puckett, cf	4	0	2	1	0	1	
Lindeman, 1b	3	1	1	0	0	1	Gaetti, 3b	3	0	0	0	1	0	
Ford, ph	1	0	0	0	0	0	Baylor, dh	3	0	1	0	0	1	
McGee, cf	4	1	1	0	0	1	Brunansky, rf	3	2	1	0	1	0	
Pena, dh	3	0	2	1	0	1	Hrbek, 1b	3	0	0	0	1	1	
Oquendo, rf	3	0	0	0	0	1	Laudner, c	3	1	2	0	1	0	
Lawless, 3b	3	0	0	0	0	0	Lombardozzi, 2b	2	0	1	1	0	0	
Lake, c	3	0	1	1	0	0	Smalley, ph	0	0	0	0	1	0	
							Newman, pr-2b	1	0	0	0	0	0	
<b>TOTALS</b>	<b>32</b>	<b>2</b>	<b>6</b>	<b>2</b>	<b>0</b>	<b>7</b>	<b>TOTALS</b>	<b>32</b>	<b>4</b>	<b>10</b>	<b>4</b>	<b>5</b>	<b>6</b>	

St. Louis	0	2	0	0	0	0	—	2
Minnesota	0	1	0	1	1	0	1	x—4

Game-winning RBI—Gagne.

E—Lindeman. LOB—St. Louis 3, Minnesota 10. 2B—Puckett, Pena, Gladden. SB—Gaetti, Pena.

ST. LOUIS							MINNESOTA							
IP	H	R	ER	BB	SO		IP	H	R	ER	BB	SO		
Magrane	4 1/3	5	2	2	1	4	Viola, W	8	6	2	2	0	7	
Cox, L	2 2/3	2	1	1	3	0	Reardon, S	1	0	0	0	0	0	
Worrell	3	3	1	1	1	2								

Cox pitched to 2 batters in 6th. HBP—Baylor by Magrane.

T—3:04. A—55,376.

## INDIVIDUAL WORLD SERIES RECORDS SET OR TIED - 1987

### SERVICE - SET

#### LONGEST MAJOR LEAGUE SERVICE, PLAYING FIRST WORLD SERIES GAME:

19 years, 138 days, Joe Niekro, Minnesota, Oct. 21, 1987 (old record: 18 years, Walter Johnson, Washington, Oct. 4, 1924).

### BATTING - TIED

#### MOST AT-BATS - NINE-INNING GAME - NO HITS:

5, Greg Gagne, Minnesota, Oct. 18, 1987 (held by many).

#### MOST AT-BATS - INNING:

2 (Greg Gagne and Kirby Puckett, Minnesota, Oct. 18, 1987; ties record held by many).

#### MOST TIMES FACED PITCHER - INNING:

2, accomplished by five players in 1987 World Series, last by Tony Pena, St. Louis, Oct. 21, fourth inning (ties record held by many).

#### MOST RUNS - GAME:

4, Kirby Puckett, Minnesota, Oct. 24, 1987 (previously accomplished five times, last by Reggie Jackson, New York (AL), Oct. 18, 1977).

#### MOST HITS - INNING:

2, Gary Gaetti, Minnesota, Oct. 17, 1987 (previously accomplished 16 times, last by Merv Rettenmund, Baltimore, Oct. 11, 1971, fifth inning).

#### ONE OR MORE HITS - EACH GAME - SERIES:

Dan Gladden, Minnesota (previously accomplished many times).

#### MOST TIMES REACHED BASE SAFELY - NINE-INNING GAME - BATTING 1.000:

5, Kirby Puckett, Minnesota, Oct. 24, 1987 (previously accomplished eight times, last by George Brett, Kansas City, Oct. 22, 1985).

#### MOST GRAND SLAMS - CAREER:

1, Dan Gladden, Minnesota, Oct. 17, 1987, fourth inning; and Kent Hrbek, Minnesota, Oct. 24, 1987, sixth inning (previously accomplished 12 times, last by Dave McNally, Baltimore, Oct. 13, 1970, sixth inning).

#### MOST RUNS BATTED IN - INNING:

4, Dan Gladden, Minnesota, Oct. 17, 1987; and Ken Hrbek, Minnesota, Oct. 24, 1987, sixth inning (previously accomplished 12 times, last by Dave McNally, Baltimore, Oct. 13, 1970, sixth inning).

# WORLD SERIES: COMPOSITE BOX

## MINNESOTA

Player, Pos.	AVG	G	AB	R	H	2B	3B	HR	RBI	BB	SO	SB
Roy Smalley, ph	.500	4	2	0	1	1	0	0	0	2	0	0
Steve Lombardozzi, 2b	.412	6	17	3	7	1	0	1	4	2	2	0
Don Baylor, dh-ph	.385	5	13	3	5	0	0	1	3	1	1	0
Kirby Puckett, cf	.357	7	28	5	10	1	1	0	3	2	1	1
Tim Laidner, c	.318	7	22	4	7	1	0	1	4	5	4	0
Dan Gladden, lf	.290	7	31	3	9	2	1	1	7	3	4	2
Gary Gaetti, 3b	.259	7	27	4	7	2	1	1	4	2	5	2
Ken Hrbek, 1b	.208	7	24	4	5	0	0	1	6	5	3	0
Greg Gagne, ss	.200	7	30	5	6	1	0	1	3	1	6	0
Tom Brunansky, rf	.200	7	25	5	5	0	0	0	2	4	4	1
Al Newman, pr-2b-ph	.200	4	5	0	1	0	0	0	0	1	1	0
Randy Bush, dh-ph	.167	4	6	1	1	1	0	0	2	0	1	0
Gene Larkin, 1b-ph	.000	5	3	1	0	0	0	0	0	1	0	0
Les Straker, p	.000	2	2	0	0	0	0	0	0	0	2	0
Bert Blyleven, p	.000	2	1	0	0	0	0	0	0	0	1	0
Mark Davidson, rf-ph	.000	2	1	0	0	0	0	0	0	0	0	0
Frank Viola, p	.000	3	1	0	0	0	0	0	0	0	1	0
Jeff Reardon, p	.000	4	0	0	0	0	0	0	0	0	0	0
Juan Berenguer, p	.000	3	0	0	0	0	0	0	0	0	0	0
Dan Schatzeder, p	.000	3	0	0	0	0	0	0	0	0	0	0
Keith Atherton, p	.000	2	0	0	0	0	0	0	0	0	0	0
Sal Butera, c	.000	1	0	0	0	0	0	0	0	0	0	0
<b>TOTALS</b>	<b>.269</b>	<b>7</b>	<b>238</b>	<b>38</b>	<b>64</b>	<b>10</b>	<b>3</b>	<b>7</b>	<b>38</b>	<b>29</b>	<b>36</b>	<b>6</b>

Pitcher	W	L	ERA	G	GS	CG	SV	IP	H	R	ER	BB	SO
Jeff Reardon	0	0	0.00	4	0	0	1	4 <sup>2</sup> / <sub>3</sub>	5	0	0	0	3
George Frazier	0	0	0.00	1	0	0	0	2	1	0	0	0	2
Joe Niekro	0	0	0.00	1	0	0	0	2	1	0	0	1	1
Bert Blyleven	1	1	2.77	2	2	0	0	13	13	5	4	2	12
Frank Viola	2	1	3.72	3	3	0	0	19 <sup>1</sup> / <sub>3</sub>	17	8	8	3	16
Les Straker	0	0	4.00	2	2	0	0	9	9	4	4	3	6
Dan Schatzeder	1	0	6.23	3	0	0	0	4 <sup>1</sup> / <sub>3</sub>	4	3	3	3	3
Keith Atherton	0	0	6.75	2	0	0	0	1 <sup>1</sup> / <sub>3</sub>	0	1	1	1	0
Juan Berenguer	0	1	10.38	3	0	0	0	4 <sup>1</sup> / <sub>3</sub>	10	5	5	0	1
<b>TOTALS</b>	<b>4</b>	<b>3</b>	<b>3.75</b>	<b>7</b>	<b>7</b>	<b>0</b>	<b>1</b>	<b>60</b>	<b>60</b>	<b>26</b>	<b>25</b>	<b>13</b>	<b>44</b>

## ST. LOUIS

Player, Pos.	AVG	G	AB	R	H	2B	3B	HR	RBI	BB	SO	SB
Terry Pendleton, dh-ph	.429	3	7	2	3	0	0	0	1	1	1	2
Tony Pena, c-dh	.409	7	22	2	9	1	0	0	4	3	2	1
Willie McGee, cf	.370	7	27	2	10	2	0	0	4	0	9	0
Jim Lindeman, 1b-ph-rl	.333	6	15	3	5	1	0	0	2	0	3	0
Steve Lake, c	.333	3	3	0	1	0	0	0	1	0	0	0
Curt Ford, rf-ph	.308	5	13	1	4	0	0	0	2	1	1	0
Tom Herr, 2b	.250	7	28	2	7	0	0	1	1	2	2	0
Jose Oquendo, rf-3b	.250	7	24	2	6	0	0	0	2	1	4	0
Tom Pagnozzi, dh-ph	.250	2	4	0	1	0	0	0	0	0	0	0
Dan Driessen, 1b	.231	4	13	3	3	2	0	0	1	1	1	0
Ozzie Smith, ss	.214	7	28	3	6	0	0	0	2	2	3	2
Vince Coleman, lf	.143	7	28	5	4	2	0	0	2	2	10	6
Tom Lawless, 3b	.100	3	10	1	1	0	0	1	3	0	4	0
Danny Cox, p	.000	3	2	0	0	0	0	0	0	0	1	0
Bob Forsch, p	.000	3	2	0	0	0	0	0	0	0	0	0
John Morris, rf	.000	1	2	0	0	0	0	0	0	0	0	0
John Tudor, p	.000	2	2	0	0	0	0	0	0	0	2	0
Ken Dayley, p	.000	4	1	0	0	0	0	0	0	0	1	0
Greg Mathews, p	.000	1	1	0	0	0	0	0	0	0	0	0
Lance Johnson, pr	.000	1	0	0	0	0	0	0	0	0	0	1
Todd Worrell, p	.000	4	0	0	0	0	0	0	0	0	0	0
<b>TOTALS</b>	<b>.259</b>	<b>7</b>	<b>232</b>	<b>26</b>	<b>60</b>	<b>8</b>	<b>0</b>	<b>2</b>	<b>25</b>	<b>13</b>	<b>44</b>	<b>12</b>

Pitcher	W	L	ERA	G	GS	CG	SV	IP	H	R	ER	BB	SO
Todd Worrell	0	0	1.29	4	0	0	2	7	6	1	1	4	3
Ken Dayley	0	0	1.93	4	0	0	1	4 <sup>2</sup> / <sub>3</sub>	2	1	1	0	3
Lee Tunnell	0	0	2.08	2	0	0	0	4 <sup>1</sup> / <sub>2</sub>	4	2	1	2	1
Greg Mathews	0	0	2.45	1	1	0	0	3 <sup>2</sup> / <sub>3</sub>	2	1	1	2	3
John Tudor	1	1	5.73	2	2	0	0	11	15	7	7	3	8
Rick Horton	0	0	6.00	2	0	0	0	3	5	2	2	0	1
Danny Cox	1	2	7.71	3	2	0	0	11 <sup>2</sup> / <sub>3</sub>	13	10	10	8	9
Joe Magrane	0	1	8.59	2	2	0	0	7 <sup>1</sup> / <sub>3</sub>	9	7	7	5	5
Bob Forsch	1	0	9.95	3	0	0	0	6 <sup>1</sup> / <sub>3</sub>	8	7	7	5	3
<b>TOTALS</b>	<b>3</b>	<b>4</b>	<b>5.64</b>	<b>7</b>	<b>7</b>	<b>0</b>	<b>3</b>	<b>59</b>	<b>64</b>	<b>38</b>	<b>37</b>	<b>29</b>	<b>36</b>

<b>MINNESOTA</b>	<b>2</b>	<b>2</b>	<b>1</b>		<b>13</b>	<b>8</b>	<b>7</b>		<b>1</b>	<b>4</b>	<b>0</b>	<b>—</b>	<b>38</b>
<b>ST. LOUIS</b>	<b>1</b>	<b>4</b>	<b>1</b>		<b>8</b>	<b>2</b>	<b>3</b>		<b>5</b>	<b>2</b>	<b>0</b>	<b>—</b>	<b>26</b>

Game-winning RBIs—Hrbek, Gaetti, Coleman, Lawless, Ford, Lombardozzi, Gagne. E—Lawless, Pena, Gagne 2, Puckett, Lindeman 3, McGee. DP—Minnesota 4, St. Louis 2. LOB—Minnesota 56, St. Louis 43. S—Pendleton, Cox, Blyleven. SF—Oquendo. PB—Pena. HBP—Gaetti by Mathews, Lindeman by Niekro, Puckett by Forsch, Baylor by Magrane. WP—Cox, Mathews. BK—Straker, Atherton. Umpries—Phillips (AL), Weyer (NL), Kosc (AL), McSherry (NL), Kaiser (AL), Tata (NL). Official Scorers—Jack Herman, St. Louis official scorer; Rick Hummel, St. Louis Post-Dispatch; Dave Nightingale, The Sporting News; Howard Sinker, Minneapolis Star and Tribune.

## HOME RUNS VS. CARDINALS — 1987

Atlanta (9)	At St.L.	Away
Virgil	1	2
Griffey	2	0
Murphy	2	0
Roenicke	0	1
Perry	1	0

Chicago (15)	At St.L.	Away
Sandberg	0	2
Dawson	2	4
J. Davis	1	0
Moreland	1	3
Dernier	0	1
Palmiero	0	1

Cincinnati (12)	At St.L.	Away
McClendon	1	0
T. Jones	1	1
Esasky	1	3
E. Davis	1	1
Bell	1	0
Daniels	1	0
Diaz	1	0

Houston (7)	At St.L.	Away
G. Davis	1	2
Bass	1	0
Ashby	0	1
Doran	0	1
Hatcher	1	0

Los Angeles (10)	At St.L.	Away
Guerrero	2	2
Stubbs	1	0
Garner	1	0
Marshall	1	0
Hatcher	1	0
Trevino	1	0
Duncan	1	0

Montreal (9)	At St.L.	Away
Law	1	1
Galarraga	1	2
Wallach	2	1
Raines	0	1

New York (12)	At St.L.	Away
H. Johnson	3	0
Lyons	0	1
Hernandez	1	1
Carter	1	2
Strawberry	1	1
M. Wilson	0	1

Philadelphia (21)	At St.L.	Away
James	0	3
Wilson	0	1
Samuel	0	3
Schmidt	5	1
Schu	0	2
Parrish	2	1
Hayes	0	2
Thompson	1	0

Pittsburgh (8)	At St.L.	Away
Morrison	0	3
M. Diaz	1	2
Bream	0	1
Ray	0	1

San Diego (10)	At St.L.	Away
Santiago	1	1
Jefferson	0	1
Bochy	0	1
Kruk	0	2
Martinez	0	1
Templeton	1	0
C. Brown	1	0
Ready	1	0

San Francisco (16)	At St.L.	Away
Maldonado	1	0
C. Davis	3	1
Speier	2	0
Brenly	2	2
W. Clark	0	4
Mitchell	1	0

### HOME RUNS AGAINST THE CARDS BY TEAM

1. Philadelphia	21
2. San Francisco	16
3. Chicago	15
4. Cincinnati	12
5. New York	12
6. Los Angeles	10
7. San Diego	10
8. Atlanta	9
9. Montreal	9
10. Pittsburgh	8
11. Houston	7
<b>Total</b>	<b>129</b>

### HOME RUNS BY CARDS AGAINST EACH N.L. TEAM

1. Pittsburgh	14
2. Chicago	12
3. Philadelphia	12
4. Los Angeles	9
5. San Diego	9
6. New York	8
7. San Francisco	8
8. Montreal	7
9. Atlanta	5
10. Cincinnati	5
11. Houston	5
<b>Total</b>	<b>94</b>

## OPPONENT HOME RUNS — 1987

DATE	PLAYER	TEAM	PITCHER	INNING	MEN ON
4/9	Sandberg	at Chicago	Cox	6	0
	Dawson	at Chicago	Dawley	8	0
4/10	Morrison	at Pittsburgh	Mathews	2	0
	Morrison	at Pittsburgh	Mathews	5	0
4/12	Morrison	at Pittsburgh	Tudor	5	0
4/16	Law	Montreal	Forsch	5	0
4/18	H. Johnson	New York	Cox	3	2
4/21	J. Davis	Chicago	Dawley	9	0
4/22	Dawson (Grand Slam)	Chicago	Worrell	7	3
4/23	Moreland	Chicago	Cox	8	0
4/26	Lyons (Pinch-Hit)	at New York	Perry	9	0
4/30	Santiago	San Diego	Dawley	8	1
5/2	Guerrero	Los Angeles	Worrell	8	1
	Stubbs	Los Angeles	Worrell	8	0
5/4	Maldonado	San Francisco	Cox	7	0
	C. Davis	San Francisco	Perry	8	2
5/5	C. Davis	San Francisco	Mathews	6	0
	Speier (Grand Slam)	San Francisco	Soff	6	3
5/7	Jefferson	at San Diego	Forsch	7	1
	Bochy	at San Diego	Forsch	7	2
	Kruk	at San Diego	Soff	9	2
5/8	Guerrero	at Los Angeles	Horton	9	0
5/10	Guerrero	at Los Angeles	Mathews	5	2
5/12	Brenly (Pinch-Hit)	at San Francisco	Horton	9	2
5/13	W. Clark	at San Francisco	Forsch	2	0
	W. Clark	at San Francisco	Pery	6	2
5/17	McClendon	Cincinnati	Tunnell	2	0
	T. Jones	Cincinnati	Tunnell	7	0
5/19	Virgil	at Atlanta	Magrane	4	0
5/20	Virgil	at Atlanta	Cox	2	0
5/22	G. Davis	at Houston	Horton	8	0
5/23	G. Davis	at Houston	Tunnell	4	0
5/25	Virgil	Atlanta	Soff	9	0
5/26	Griffey	Atlanta	Dawley	6	0
5/28	Murphy	Atlanta	Dawley	7	0
5/29	Bass	Houston	Magrane	2	0
6/1	Esasky	at Cincinnati	Forsch	4	1
	T. Jones	at Cincinnati	Horton	7	0
6/2	Esasky	at Cincinnati	Tunnell	5	0
6/3	Esasky	at Cincinnati	Dawley	5	2
6/6	Moreland	at Chicago	Forsch	4	0
6/7	Moreland	at Chicago	Tunnell	4	1
	Dawson	at Chicago	Dawley	4	2
	Sandberg	at Chicago	Dawley	6	0
6/8	James	at Philadelphia	Horton	7	0
6/9	G. Wilson	at Philadelphia	Cox	2	0
	Samuel	at Philadelphia	Cox	6	1
6/10	Samuel	at Philadelphia	Mathews	8	0
6/15	M. Diaz	Pittsburgh	Perry	8	0
6/20	Galarraga	Montreal	Mathews	4	1
6/21	Wallach	Montreal	Magrane	7	1
6/24	Schmidt	Philadelphia	Cox	8	0
6/29	Hernandez	New York	Cox	1	2
7/1	Carter	at New York	Dawley	6	0
	Carter	at New York	Horton	7	1
7/5	Roenicke	at Atlanta	Mathews	6	0
7/7	Garner (Game 1)	Los Angeles	Horton	2	0
7/8	Marshall (Game 1)	Los Angeles	Forsch	7	0
	Hatcher (Game 1)	Los Angeles	Forsch	7	0
	Guerrero (Game 1)	Los Angeles	Worrell	8	0
7/8	Trevino (Game 2)	Los Angeles	LaPoint	6	0
	Duncan (Game 2)	Los Angeles	LaPoint	6	0
7/9	C. Davis	San Francisco	Cox	6	0
7/10	Mitchell	San Francisco	Mathews	4	0
	Speier	San Francisco	Perry	12	0
7/11	Brenly	San Francisco	Magrane	6	0
7/12	Brenly	San Francisco	Horton	7	0
7/16	Kruk	at San Diego	Forsch	3	2
	Sanflago	at San Diego	Worrell	10	0
7/17	Martinez	at San Diego	Mathews	9	0
7/25	C. Davis	at San Francisco	LaPoint	2	0

## OPPONENT HOME RUNS — 1987 (CONTINUED)

DATE	PLAYER	TEAM	PITCHER	INNING	MEN ON
7/25	Brenly	at San Francisco	LaPoint	3	0
7/26	W. Clark (Game 1)	at San Francisco	Worrell	10	2
	W. Clark (Game 2)	at San Francisco	Mathews	5	0
7/28	Strawberry	New York	Horton	2	0
7/29	H. Johnson	New York	Perry	10	1
7/30	H. Johnson	New York	Dawley	8	0
8/4	Raines	at Montreal	Perry	6	1
	Wallach	at Montreal	Dawley	8	0
8/5	Galarraga	at Montreal	Dayley	13	0
8/6	James	at Philadelphia	Tudor	5	0
8/7	James	at Philadelphia	Magrane	1	2
8/8	Schu	at Philadelphia	Horton	7	0
8/9	Samuel	at Philadelphia	Mathews	3	0
	Schu	at Philadelphia	Mathews	6	2
	Hayes	at Philadelphia	Dawley	7	0
	Parrish	at Philadelphia	Horton	14	0
8/11	Bream	at Pittsburgh	Tudor	2	1
	Ray	at Pittsburgh	Tudor	4	0
8/13	Thompson	Philadelphia	Cox	1	0
8/14	Schmidt (Back-To-Back)	Philadelphia	Mathews	1	1
	Parrish (Back-To-Back)	Philadelphia	Mathews	1	0
8/15	Schmidt	Philadelphia	Forsch	3	0
	Schmidt	Philadelphia	Forsch	5	0
8/16	Parrish	Philadelphia	Tudor	4	0
8/18	Ashby	at Houston	Cox	4	1
8/20	Doran	at Houston	Mathews	5	2
8/22	E. Davis	at Cincinnati	Forsch	1	1
8/24	Hatcher	Houston	Horton	9	1
8/26	G. Davis	Houston	Tudor	1	1
8/28	Griffey	Atlanta	Worrell	9	0
8/29	Murphy	Atlanta	Magrane	4	0
8/30	Perry	Atlanta	Mathews	1	2
9/1	E. Davis	Cincinnati	Horton	6	1
	Esasky	Cincinnati	Horton	6	0
	Bell	Cincinnati	Dawley	7	2
9/2	Daniels	Cincinnati	Cox	1	0
	Diaz	Cincinnati	Cox	8	1
9/5	Templeton	San Diego	Mathews	2	2
9/6	C. Brown	San Diego	Tudor	7	1
	Bream	San Diego	Dayley	8	1
9/7	Galarraga	at Montreal	Peters	6	1
9/9	Law	at Montreal	Magrane	4	1
9/11	Strawberry	at New York	Tudor	1	1
	M. Wilson	at New York	Tudor	2	0
9/15	Hayes	at Philadelphia	Forsch	2	1
	Schmidt	at Philadelphia	Horton	4	0
9/16	M. Diaz	at Pittsburgh	Tudor	2	0
	M. Diaz	at Pittsburgh	Tudor	4	0
9/20	Dawson	Chicago	Forsch	1	1
9/22	Schmidt	Philadelphia	Worrell	9	0
9/25	Dawson	at Chicago	Forsch	1	1
9/27	Dernier	at Chicago	Cox	1	0
	Palmiero	at Chicago	Cox	4	0
	Moreland	at Chicago	Dawley	7	0
	Dawson	at Chicago	Dawley	9	0
10/1	Wallach	Montreal	Cox	9	0
10/4	Carter	New York	Magrane	4	1
	Hernandez	New York	Magrane	5	0

### HOME RUNS OPPONENT PER INNING — 1987

1. ....	13	5. ....	11	8. ....	15	12. ....	1
2. ....	14	6. ....	18	9. ....	12	13. ....	1
3. ....	5	7. ....	18	10. ....	3	14. ....	1
4. ....	17						

### HOME RUNS OPPONENTS — MEN ON — 1987

Solo .....	81	2-Run .....	28	3-Run .....	18	Grand Slam .....	2
------------	----	-------------	----	-------------	----	------------------	---

## CARDINAL HOME RUNS — 1987

### Vs. Atlanta (5)

	At St.L.	Away
J. Clark	3	1
McGee	1	0

### Vs. Chicago (12)

	At St.L.	Away
Pendleton	1	3
J. Clark	2	1
McGee	1	1
Magrane	1	0
Coleman	1	0
Driessen	0	1

### Vs. Cincinnati (5)

	At St.L.	Away
J. Clark	1	0
Ford	1	0
Pagnozzi	1	0
Pena	0	1
Lindeman	0	1

### Vs. Houston (5)

	At St.L.	Away
J. Clark	1	3
Coleman	1	0

### Vs. Los Angeles (9)

	At St.L.	Away
McGee	2	1
J. Clark	1	3
Lake	1	0
Pendleton	0	1

### Vs. Montreal (7)

	At St.L.	Away
J. Clark	0	1
Ford	0	2
Pena	0	2
Lindeman	0	1
McGee	0	1

### Vs. New York (8)

	At St.L.	Away
Herr	1	0
McGee	1	0
Pagnozzi	1	0
J. Clark	0	2
Morris	0	1
Pendleton	0	1
Lindeman	1	0

### Vs. Philadelphia (12)

	At St.L.	Away
J. Clark	3	2
Pendleton	1	0
Morris	0	1
Pena	0	1
Herr	0	1
McGee	1	0
Green	1	0
Coleman	1	0

### Vs. Pittsburgh (14)

	At St.L.	Away
Laga	0	1
Lindeman	1	4
Lake	0	1
J. Clark	3	2
Pendleton	1	1

### Vs. San Diego (9)

	At St.L.	Away
J. Clark	2	3
Barnes	0	1
Forsch	0	1
McGee	0	1
Pena	1	0

### Vs. San Francisco (8)

	At St.L.	Away
McGee	0	1
Forsch	0	1
Pendleton	2	1
Morris	1	0
J. Clark	1	0
Oquendo	0	1

## CARDINAL HOME RUNS — PER INNING 1987

1. .... 9	7. .... 8
2. .... 12	8. .... 7
3. .... 9	9. .... 7
4. .... 10	10. .... 3
5. .... 14	13. .... 1
6. .... 14	

## CARDINAL HOME RUNS — WITH MEN ON 1987

Solo .....	40
2-Run .....	37
3-Run .....	14
Grand Slam .....	3
<b>Total</b>	<b>94</b>

## CARDINAL HOME RUNS — 1987

DATE	PLAYER	TEAM	PITCHER	INNING	MEN ON
4/9	Pendleton	at Chicago	Trout	6	1
4/10	Laga	at Pittsburgh	Reuschel	6	0
4/11	Lindeman	at Pittsburgh	Kipper	2	0
	Lindeman	at Pittsburgh	Kipper	4	0
	Lake	at Pittsburgh	Kipper	4	0
	J. Clark	at Pittsburgh	Easley	7	1
4/13	J. Clark	at Pittsburgh	Drabek	6	1
	Lindeman	at Pittsburgh	Drabek	6	0
4/16	Herr (Grand Slam)	New York	Orosco	10	3
4/17	McGee	New York	Fernandez	3	1
	Pagnozzi	New York	Fernandez	4	0
4/22	J. Clark	Chicago	Sutcliffe	4	0
	J. Clark	Chicago	Lynch	8	0
4/26	J. Clark	at New York	Darling	5	0
4/29	J. Clark	San Diego	Hawkins	6	0
5/1	McGee	Los Angeles	Niedenfuer	6	2
5/7	J. Clark	at San Diego	Hawkins	4	1
	S. Barnes	at San Diego	G. Booker	8	2
5/10	J. Clark	at Los Angeles	Welch	4	0
	J. Clark	at Los Angeles	Howell	7	2
5/12	McGee	at San Francisco	M. Davis	3	1
5/13	Forsch	at San Francisco	Downs	3	0
	Pendleton	at San Francisco	L. Robinson	9	1
5/16	J. Clark	Cincinnati	Soto	1	2
	Ford	Cincinnati	Soto	4	1
5/17	Pagnozzi (Grand Slam)	Cincinnati	Hoffman	5	3
5/23	J. Clark	at Houston	Knepper	3	1
5/24	J. Clark (Grand Slam)	at Houston	M. Scott	2	3
5/26	J. Clark (Back-To-Back)	Atlanta	Alexander	1	2
	McGee (Back-To-Back)	Atlanta	Alexander	1	0
5/28	J. Clark	Atlanta	Mahler	1	1
	J. Clark	Atlanta	Mahler	5	0
6/1	T. Pena	at Cincinnati	Reuss	2	2
6/4	J. Clark	at Chicago	Maddux	1	1
6/6	Pendleton	at Chicago	Moyer	2	1
6/7	McGee	at Chicago	Mason	3	1
6/8	J. Clark	at Philadelphia	Carman	3	0
6/13	Pendleton	Chicago	Sutcliffe	2	0
6/16	J. Clark	Pittsburgh	D. Johnson	6	2
6/18	J. Clark	Pittsburgh	Kipper	4	1
	J. Clark	Pittsburgh	Robinson	10	1
6/24	J. Clark	Philadelphia	Carman	6	0
	Pendleton	Philadelphia	Jackson	8	1
6/27	Ford	at Montreal	Fischer	3	1
	Ford	at Montreal	Fischer	5	0
6/28	J. Clark	at Montreal	Heaton	5	1
6/29	J. Clark	at New York	McDowell	8	0
7/3	J. Clark	at Atlanta	Puleo	5	2
	Morris	at Atlanta	O'Neal	9	0
7/7	Lake	Los Angeles	Young	9	1
7/8	J. Clark (Back-To-Back)	Los Angeles	Valenzuela	5	2
	McGee (Back-To-Back)	Los Angeles	Valenzuela	5	0
7/9	Morris	San Francisco	Krukow	7	1
7/10	J. Clark	San Francisco	Lefferts	13	1
7/11	Pendleton	San Francisco	Downs	6	0
7/12	Pendleton	San Francisco	Hammaker	7	0
7/16	Forsch	at San Diego	Whitson	3	0
7/17	McGee	at San Diego	Grant	8	1
7/19	J. Clark	at San Diego	J. Jones	5	2
	J. Clark	at San Diego	Gossage	10	0
7/21	McGee	at Los Angeles	Valenzuela	5	2
7/22	J. Clark	at Los Angeles	Welch	9	1
7/23	Pendleton	at Los Angeles	Hershiser	6	1
7/25	Oquendo (Pinch-Hit)	at San Francisco	Lefferts	7	1
8/2	Lindeman	Pittsburgh	Pena	2	0
	Pendleton	Pittsburgh	Pena	6	1
8/3	Pena	at Montreal	B. Smith	2	1
	Lindeman	at Montreal	B. Smith	6	1
8/7	Morris	at Philadelphia	Bedrosian	9	0
8/8	Pena	at Philadelphia	Carman	2	2
	Herr	at Philadelphia	Ritchie	7	1

## CARDINAL HOME RUNS — 1987 (CONTINUED)

DATE	PLAYER	TEAM	PITCHER	INNING	MEN ON
8/9	J. Clark	at Philadelphia	Ruffin	2	0
8/10	Lindeman	at Pittsburgh	Fisher	2	2
8/11	Pendleton	at Pittsburgh	Reuschel	2	0
8/14	McGee	Philadelphia	Ruffin	5	2
8/16	J. Clark	Philadelphia	Rawley	1	0
	J. Clark	Philadelphia	Bedrosian	9	0
8/20	J. Clark	at Houston	Darwin	7	0
8/21	Lindeman	at Cincinnati	Hoffman	5	0
8/26	J. Clark	Houston	Deshaies	1	1
	Coleman	Houston	Deshaies	5	0
9/4	Pena	San Diego	M. Davis	8	1
9/6	J. Clark	San Diego	Show	5	1
9/7	Pena	at Montreal	Perez	7	0
9/9	McGee	at Montreal	D. Martinez	4	1
9/11	Pendleton	at New York	McDowell	9	1
9/19	McGee	Chicago	Sanderson	3	1
	Magrane	Chicago	Sanderson	4	0
9/20	Coleman	Chicago	DiPino	8	0
9/21	Green	Philadelphia	Carman	5	0
	Coleman	Philadelphia	Carman	5	1
9/26	Driessen	at Chicago	Sutcliffe	1	1
	Pendleton	at Chicago	Sutcliffe	6	0
10/2	Lindeman	New York	Mitchell	1	0

## RUNNING REDBIRDS

The Cardinals running attack, paced by speedster Vince Coleman (Major League high 109 SB), was back at its running ways in 1987 . . . The Cards had a season high six steals against the Cubs (4/9), the Phillies (6/10) and Expos (6/20) . . . The running Redbirds, who stole 248 bases in 1987, reached the 200 steal mark for the sixth straight season . . . Only the Cubs (8 seasons from 1901-08) and the Tigers (7 seasons from 1909-15) have put together more 200 steal seasons . . . The Cardinals 248 stolen bases were tops in the Major Leagues.

## CARDINAL STOLEN BASES — 1987

	TOTAL SB-CS	2nd BASE SB-CS	3rd BASE SB-CS	HOME PLATE SB-CS
Booker	2-0	2-0	0-0	—
Clark	1-2	1-1	0-1	—
Coleman	109-22	86-15	22-5	0-2
Ford	11-8	11-6	0-2	—
Green	0-1	0-1	—	—
Herr	19-4	19-4	—	—
Johnson	6-1	6-1	—	—
Landrum	1-1	1-1	—	—
Lawless	2-0	2-0	—	—
Lindeman	3-1	3-1	—	—
McGee	16-4	15-4	1-0	—
Morris	5-2	4-2	1-0	—
Oquendo	4-4	4-4	—	—
Pagnozzi	1-0	1-0	—	—
Pena	6-1	6-0	0-1	—
Pendleton	19-12	17-10	2-0	0-2
Smith	43-9	41-8	2-1	—
<b>TOTALS</b>	<b>248-72</b>	<b>220-58</b>	<b>28-10</b>	<b>0-4</b>

## THE RUNNING GAME

**SIX YEARS IN A ROW:** The Running Redbirds stole 248 bases in 1987 marking the sixth straight year the club has hit the 200 mark (1982-200, 1983-207, 1984-220, 1985-311, 1986-262). Only five other teams have stolen 200 bases for six straight years, and the feat had not been accomplished since 1914. The following is a list of clubs which have stolen 200 or more bases in five or more seasons:

Chicago Cubs 1901-1908 (8 Seasons)  
 Detroit Tigers 1909-1915 (7 Seasons)  
 Cincinnati Reds 1909-1914 (6 Seasons)  
 New York Giants 1909-1914 (6 Seasons)  
 Philadelphia Athletics 1909-1914 (6 Seasons)  
**ST. LOUIS CARDINALS 1982-1987 (6 Seasons)**  
 New York Yankees 1910-1914 (5 Seasons)  
 New York Giants 1903-1907 (5 Seasons)

Other Cardinal teams to steal 200 or more bases were: 204 in 1892, 250 in 1893, 207 in 1899 and 243 in 1900.

**5 x 20:** The Cardinals, in 1986, had five players accumulate 20 or more stolen bases — Vince Coleman, 107; Ozzie Smith, 31; Terry Pendleton, 24; Tom Herr, 22 and Andy Van Slyke, 21. The Redbirds club record for most runners with 20 or more steals is six players accomplished in the 1892 and 1900 seasons. The last time a major league team had six players with 20 or more stolen bases was in 1980 when the Houston Astros did it with Cesar Cedeno, 48; Jose Cruz, 36; Terry Puhl, 27; Joe Morgan, 24; Rafael Landestoy, 23 and Enos Cabel, 21. The Cardinals, in 1985, set a team record when five players exceeded 30 stolen bases — Vince Coleman, 110; Willie McGee, 56; Andy Van Slyke, 34; Tom Herr, 31 and Ozzie Smith, 31.

## THE 300 CLUB

(FIVE TEAMS THAT HAVE STOLEN 300 BASES IN A SEASON)

347 - New York Giants . . . . . 1911	314 - ST. LOUIS CARDINALS . . . . . 1985
341 - Oakland A's . . . . . 1976	310 - Cincinnati Reds . . . . . 1910
319 - New York Giants . . . . . 1912	

## STOLEN BASES (FROM 1920) SEASON LEADER BY POSITION

Pitcher . . . . .	Bob Gibson . . . . .	5 — 1969
Catcher . . . . .	Tim McCarver . . . . .	9 — 1966
First Base . . . . .	Jack Fournier . . . . .	26 — 1920
Second Base . . . . .	Frank Frisch . . . . .	48 — 1927
Shortstop . . . . .	Ozzie Smith . . . . .	43 — 1987
Third Base . . . . .	Pepper Martin . . . . .	26 — 1933
Left Field . . . . .	Lou Brock . . . . .	118 — 1974
Center Field . . . . .	Willie McGee . . . . .	56 — 1985
Right Field . . . . .	Andy Van Slyke . . . . .	32 — 1985

\*Van Slyke had 34 SB in 1985, but stole only 32 while playing RF.

### 1987 GAMES STARTED

Following is a breakdown of which Cardinals' players started at each position for St. Louis in 1987 and the number of games each started.

C — Pena 103, Lake 50, Pagnozzi 9  
 1B — Clark 125, Driessen 16, Lindeman 12, Laga 7, Oquendo 1, Pagnozzi 1  
 2B — Herr 136, Oquendo 18, Booker 5, Lawless 3  
 SS — Smith 153, Oquendo 9  
 3B — Pendleton 158, Oquendo 3, DeCinces 1  
 LF — Coleman 150, Ford 5, Oquendo 4, Landrum 2, Green 1  
 CF — McGee 149, Landrum 5, Oquendo 3, Johnson 2, Morris 2, Ford 1  
 RF — Ford 50, Lindeman 45, Morris 24, Oquendo 17, Johnson 11, Green 6, Landrum 5, Pena 2, Clark 1, Lawless 1

## ST. LOUIS FIELDING STATISTICS — 1987

PITCHERS	G	PO	A	E	DP	TC	PCT.
Conroy	10	3	4	1	1	8	.875
Cox	31	23	24	1	1	48	.979
Dawley	60	10	17	0	2	27	1.000
Dayley	53	3	4	0	1	7	1.000
Forsch	33	9	25	0	2	34	1.000
Horton	67	12	31	2	2	45	.956
LaPoint	6	0	3	0	0	3	1.000
Magrane	27	10	26	3	3	39	.923
Mathews	32	3	31	4	2	38	.895
O'Neal	1	0	2	0	0	2	1.000
Oquendo	1	0	0	0	0	0	—
Perry	45	9	10	1	2	20	.950
Peters	12	1	5	0	1	6	1.000
Soff	12	1	2	0	0	3	1.000
Terry	11	0	4	0	0	4	1.000
Tudor	16	4	20	0	2	24	1.000
Tunnell	32	6	12	0	1	18	1.000
Worrell	75	0	17	0	0	17	1.000
<b>Team Totals</b>	<b>524</b>	<b>94</b>	<b>237</b>	<b>12</b>	<b>20</b>	<b>343</b>	<b>.965</b>

CATCHERS	G	PO	A	E	DP	PB	TC	PCT.
Lake	59	253	21	1	2	1	275	.996
Pagnozzi	25	53	4	0	0	1	57	1.000
Pena	112	615	51	8	8	14	674	.988
<b>Team Totals</b>	<b>196</b>	<b>921</b>	<b>76</b>	<b>9</b>	<b>10</b>	<b>16</b>	<b>1006</b>	<b>.991</b>

FIRST BASE	G	PO	A	E	DP	TC	PCT
Clark	126	1151	77	14	116	1242	.989
Driessen	21	141	10	1	13	152	.993
Green	3	4	0	0	1	4	1.000
Laga	12	66	7	2	10	75	.973
Landrum	1	4	0	0	0	4	1.000
Lindeman	20	118	10	1	10	129	.992
Oquendo	3	17	0	0	2	17	1.000
Pagnozzi	1	8	1	0	2	9	1.000
Pena	4	7	0	0	0	7	1.000
<b>Team Totals</b>	<b>191</b>	<b>1516</b>	<b>105</b>	<b>18</b>	<b>154</b>	<b>1639</b>	<b>.989</b>

SECOND BASE	G	PO	A	E	DP	TC	PCT.
Booker	18	24	24	2	3	50	.960
Herr	137	306	350	7	103	663	.989
Lawless	7	5	14	0	3	19	1.000
Oquendo	32	50	65	0	20	115	1.000
<b>Team Totals</b>	<b>194</b>	<b>385</b>	<b>453</b>	<b>9</b>	<b>129</b>	<b>847</b>	<b>.989</b>

THIRD BASE	G	PO	A	E	DP	TC	PCT.
Barnes	1	0	0	0	0	0	—
Booker	4	1	3	0	2	4	1.000
Decinces	3	3	7	2	0	12	.833
Lawless	3	0	1	0	0	1	1.000
Oquendo	8	6	14	2	1	22	.909
Pendleton	158	117	369	26	27	512	.949
<b>Team Totals</b>	<b>177</b>	<b>127</b>	<b>394</b>	<b>30</b>	<b>30</b>	<b>551</b>	<b>.946</b>

SHORTSTOP	G	PO	A	E	DP	TC	PCT.
Booker	1	0	1	0	0	1	1.000
McGee	1	1	1	0	0	2	1.000
Oquendo	23	11	50	2	7	63	.968
Smith	158	245	516	10	111	771	.987
<b>Team Totals</b>	<b>183</b>	<b>257</b>	<b>568</b>	<b>12</b>	<b>118</b>	<b>837</b>	<b>.986</b>

## ST. LOUIS FIELDING STATISTICS — 1987 (CONTINUED)

OUTFIELD	G	PO	A	E	DP	TC	PCT.
Clark	1	1	0	0	0	1	1.000
Coleman	150	274	16	9	3	299	.970
Ford	75	157	2	3	0	162	.981
Green	10	14	1	2	0	17	.882
Horton	1	0	0	0	0	0	—
Johnson	25	27	0	2	0	29	.931
Landrum	23	41	1	0	0	42	1.000
Lawless	1	0	0	0	0	0	—
Lindeman	49	78	4	2	3	84	.976
McGee	152	353	9	7	1	369	.981
Morris	74	86	0	1	0	87	.989
Oquendo	46	65	4	0	1	69	1.000
Pena	2	2	0	0	0	2	1.000
Worrell	1	0	0	0	0	0	—
Team Totals	610	1098	37	26	8	1161	.978

## NATIONAL LEAGUE CLUB FIELDING — 1987

CLUB	PCT	G	PO	A	E	TC	DP	TP	PB
<b>ST. LOUIS</b>	<b>.982</b>	<b>162</b>	<b>4398</b>	<b>1870</b>	<b>116</b>	<b>6384</b>	<b>172</b>	<b>0</b>	<b>16</b>
Allanta	.982	161	4283	1921	116	6320	170	0	11
Houston	.981	162	4324	1617	116	6057	113	1	11
Pittsburgh	.980	162	4335	1834	123	6292	147	1	9
Philadelphia	.980	162	4345	1711	121	6177	137	0	17
San Francisco	.980	162	4413	1861	129	6403	183	0	15
Chicago	.979	161	4304	1787	130	6221	154	0	13
Cincinnati	.979	162	4357	1643	130	6130	137	0	13
New York	.978	162	4362	1797	137	6296	137	0	9
San Diego	.976	162	4300	1799	147	6246	135	0	22
Montreal	.976	162	4351	1679	147	6177	122	0	8
Los Angeles	.975	162	4365	1790	155	6310	144	0	8
Totals	.979	971	52137	21309	1567	75013	1751	2	152

## CARDINAL PINCH-HITTERS — 1987

	AVG	AB	H	2B	3B	HR	RBI	BB
Barnes	.000	3	0	0	0	0	0	0
Booker	.222	18	4	0	1	0	3	3
Clark	.000	4	0	0	0	0	0	0
Coleman	.000	1	0	0	0	0	0	0
DeCinces	.000	1	0	0	0	0	0	0
Driessen	.000	2	0	0	0	0	1	2
Ford	.389	18	7	1	0	0	1	2
Forsch	—	0	0	0	0	0	0	1
Green	.000	5	0	0	0	0	0	0
Herr	.500	2	1	0	0	0	1	2
Johnson	.250	8	2	0	0	0	3	1
Laga	.200	5	1	0	0	0	0	1
Lake	.286	14	4	0	0	0	0	1
Landrum	.111	9	1	0	0	0	2	1
Lawless	.000	5	0	0	0	0	0	1
Lindeman	.154	13	2	0	0	0	2	2
McGee	.500	2	1	0	0	0	1	0
Morris	.333	30	10	1	1	0	8	0
Oquendo	.385	26	10	2	0	1	6	11
Pagnozzi	.286	7	2	0	0	0	2	0
Pena	.250	4	1	0	0	0	0	0
Pendleton	1.000	1	1	0	1	0	2	0
Peters	.000	1	0	0	0	0	0	0
Smith	.500	2	1	0	0	0	1	0
Tudor	.000	1	0	0	0	0	0	0

## CARDINAL BATTING — 1987

### VS. LEFT-HANDED PITCHERS

	AB	H	HR	RBI	AVG
Booker	7	1	0	0	.143
Clark	139	38	11	36	.273
Coleman	209	56	3	17	.268
DeCinces	1	0	0	0	.000
Driessen	12	2	0	3	.167
Ford	68	22	2	10	.324
Green	14	3	1	1	.214
Herr	191	57	2	35	.298
Johnson	8	1	0	2	.125
Laga	6	0	0	0	.000
Lake	74	22	2	8	.297
Lawless	11	1	0	0	.091
Lindeman	96	22	5	16	.229
McGee	208	60	6	41	.288
Morris	26	9	0	3	.346
Oquendo	112	31	1	12	.277
Pagnozzi	24	4	2	7	.167
Pena	133	30	3	19	.226
Pendleton	208	70	4	38	.337
Smith	220	55	0	29	.250

### VS. RIGHT-HANDED PITCHERS

	AB	H	HR	RBI	AVG
Booker	40	12	0	8	.300
Clark	279	82	24	70	.294
Coleman	414	124	0	26	.300
DeCinces	8	2	0	1	.250
Driessen	48	12	1	8	.250
Ford	160	43	1	16	.269
Green	16	5	0	0	.313
Herr	319	77	0	48	.263
Johnson	51	12	0	5	.235
Laga	23	4	1	4	.174
Lake	107	23	0	11	.215
Lawless	14	1	0	0	.071
Lindeman	111	21	3	12	.189
McGee	412	117	5	64	.284
Morris	131	32	3	20	.244
Oquendo	136	40	0	12	.294
Pagnozzi	24	5	0	2	.208
Pena	251	52	2	25	.207
Pendleton	375	97	8	58	.259
Smith	380	127	0	46	.334

## CARDINAL HOMERS — 1987

PLAYER	SOLO	2-RUN	3-RUN	GRAND SLAM	TOTAL
Clark	15	13	6	1	35
Pendleton	5	7			12
McGee	2	6	3		11
Lindeman	6	1	1		8
Pena	1	2	2		5
Ford	1	2			3
Morris	2	1			3
Coleman	2	1			3
Pagnozzi	1			1	2
Lake	1	1			2
Forsch	2				2
Herr		1		1	2
Coleman	2				2
Oquendo		1			1
Barnes			1		1
Laga	1				1
Magrane	1				1
Green	1				1
Driessen		1			1
<b>TOTALS</b>	<b>41</b>	<b>37</b>	<b>13</b>	<b>3</b>	<b>94</b>

### THE CARDS WERE:

- 57-23 when they scored first
- 78-26 when they scored four or more.
- 77-7 when they led after 7.
- 75-2 when they led after 8.
- The Cardinals had 51 come-from-behind victories.
- The Cardinals were in first place for 137 consecutive days.

## CARDINALS MULTIPLE GAMES — 1987

	MULTIPLE HITS				MULTIPLE RBI				
	2 H	3 H	4 H	Total	2 RBI	3 RBI	4 RBI	6 RBI	Total
McGee	43	10		53	19	10	1		30
Smith	40	9	2	51	10	3	2		15
Coleman	38	11	1	50	9	1			10
Pendleton	32	11	1	44	17	4	2		23
Herr	27	5	2	34	10	6		1	17
Clark	27	6		33	19	8	4		30
Pena	19	1		20	7	3	1		11
Ford	15	1		16	4	2			6
Oquendo	13	2		15	3				3
Lake	10	1		11	5				5
Lindeman	10			10	7	1			8
Morris	5	2		7	3	1	1		5
Forsch	5			5	1				1
Driessen	4	1		5	1				1
Booker	3			3	2	1			3
Magrane	2			2					0
Johnson	1	1		2	2				2
Cox	1			1					0
Pagnozzi	1			1			1		1
Mathews	1			1					0
Laga	1			1					0
Green	1			1					0
Tudor				0	2				2
Barnes				0		1			1

## INFIELD HITS (TOTAL) — 1987

Coleman	44	Forsch	3
Smith	25	Lindeman	3
McGee	20	Johnson	3
Herr	14	Mathews	2
Oquendo	10	Cox	1
Ford	8	Dawley	1
Pendleton	8	Magrane	1
Clark	8	Lawless	1
Pena	7	Green	1
Lake	6		

## BUNT SINGLES (TOTAL) — 1987

Coleman	14	Forsch	1
Smith	3	Ford	1
Pendleton	1	Herr	1
Mathews	1	Johnson	1

## HITTING WITH MEN IN SCORING POSITION — 1987

PLAYER	AB	H	AVG.	RBI	POSSIBLE RBI	RBI%
Booker	16	4	.250	8	24	33%
Clark	143	42	.294	75	192	39%
Coleman	129	39	.302	28	158	18%
DeCinces	3	1	.333	1	4	25%
Driessen	17	4	.235	8	27	30%
Ford	63	19	.302	22	80	28%
Green	5	0	.000	0	5	0%
Herr	155	43	.277	71	230	31%
Johnson	13	4	.308	10	15	67%
Laga	5	0	.000	2	10	10%
Lake	43	13	.302	16	57	28%
Lawless	1	0	.000	0	4	0%
Lindeman	55	11	.200	21	74	28%
McGee	202	50	.248	87	262	33%
Morris	46	12	.261	21	64	33%
Oquendo	64	17	.266	23	100	23%
Pagnozzi	14	5	.357	8	19	42%
Pena	93	19	.204	38	117	32%
Pendleton	165	52	.315	85	242	35%
Smith	172	47	.273	68	236	29%

## CARDINAL WON-LOST BREAKDOWN — 1987

	HOME		ROAD		TOTALS	
	W	L	W	L	W	L
Shutouts	4	1	3	3	7	4
Extra Innings	8	3	5	6	13	9
One-Run Decisions	21	8	12	19	33	27
Vs. Lefthanders	17	9	15	14	32	23
Vs. Righthanders	32	23	31	21	63	44
Grass Fields	0	0	26	16	26	16
Artificial Fields	49	32	20	19	69	51
Day Games	15	6	19	13	34	19
Night Games	34	26	27	22	61	48

	HOME		ROAD		TOTALS	
	W	L	W	L	W	L
In April	6	5	6	3	12	8
May	7	6	10	3	17	9
June	8	5	9	6	17	11
July	8	4	8	7	16	11
August	9	4	8	8	17	12
September	9	6	5	8	14	14
October	2	2	0	0	2	2
<b>TOTALS</b>	<b>49</b>	<b>32</b>	<b>46</b>	<b>35</b>	<b>95</b>	<b>67</b>

DOUBLEHEADERS: Won - 3, Lost - 1, Split - 0

	ST. LOUIS	OPPONENTS
Double Plays	172	158
Triple Plays	0	0
Left on Base	1140	1163
Grand Slam HR	3	2
Home Runs — Home	42	60
Home Runs — Road	52	69

## 1987 CLUB LEADERS

### BATTING

Average	Smith	.303
On Base Average	Clark	.459
Games	Pendleton	159
At-Bats	Coleman	623
Runs	Coleman	121
Hits	Smith	182
Doubles	Smith	40
Triples	McGee	11
Home Runs	Clark	35
RBI	Clark	106
Walks	Clark	136
Strikeouts	Clark	139
Sacrifice Bunts	Smith	12
Sacrifice Flies	Herr	12
Hit By Pitch	Coleman, Herr, Lindeman	3
Stolen Bases	Coleman	109
GW-RBI	Clark	15

### PITCHING

ERA	Magrane (Starter)	3.54
	Dayley, Worrell (Reliever)	2.66
Wins	Cox, Forsch, Mathews	11
Losses	Mathews	11
Games	Worrell	75
Games Started	Mathews	32
Complete Games	Magrane	4
Saves	Worrell	33
Shutouts	Magrane	2
Innings	Cox	199.1
Strikeouts	Mathews	108

# 1987 DAY-BY-DAY WITH THE CARDINALS

Date	Team	Home-Road Day-Night	Score	Winner-Loser	Won-Lost	Attendance	Standings	Games Behind or Ahead
4/7	CHI	R-D	9-3	Tudor-Sutcliffe	1-0	38,240	T1	—
4/8				OPEN DATE	1-0		T1	—
4/9	CHI	R-D	4-2	Cox-Trout	2-0	12,441	T1	—
4/10	PIT	R-N	3-4	D.Robinson-LaPoint	2-1	52,119	T2	-1
4/11	PIT	R-D	6-3	Forsch-Kipper	3-1	6,720	1	—
4/12	PIT	R-D	4-7	Patterson-Tudor	3-2	6,749	2	-½
4/13	PIT	R-D	8-4	Cox-Drabek	4-2	5,182	1	+½
4/14	MTL	H-N	4-9	Tibbs-Mathews	4-3	48,458	2	-½
4/15				OPEN DATE	4-3		2	-1
4/16	MTL	H-D	3-4	Heaton-Forsch	4-4	26,976	T2	-2
4/17	NY	H-N	4-3	Tudor-Ojeda	5-4	43,699	2	-1
4/18	NY	H-N	12-8 (10)	LaPoint-Orosco	6-4	41,942	T1	—
4/19	NY	H-D	4-2	Mathews-Fernandez	7-4	28,034	1	+1
4/20				OPEN DATE	7-4		1	+½
4/21	CHI	H-N	4-5	Noles-Dawley	7-5	26,333	1	+½
4/22	CHI	H-N	4-5	Sutcliffe-Dawley	7-6	23,784	2	-½
4/23	CHI	H-D	5-2	COX-Maddux	8-6	29,347	T1	—
4/24	NY	R-N	1-2	FERNANDEZ-Mathews	8-7	21,168	2	-1
4/25	NY	R-D	3-2	Magrane-Aguilera	9-7	34,640	T1	—
4/26	NY	R-D	7-4	Forsch-Darling	10-7	45,360	1	+1
4/27				OPEN DATE	10-7		1	+½
4/28	SD	H-N	2-5	Whitson-Conroy	10-8	25,573	1	+1
4/29	SD	H-N	10-6	Perry-McCullers	11-8	22,575	1	+1
4/30	SD	H-N	5-4	Mathews-Davis	12-8	24,081	1	+1
				<b>APRIL TOTAL</b>	<b>12-8</b>			
5/1	LA	H-N	5-4 (10)	Horton-Young	13-8	44,383	1	+1
5/2	LA	H-N	6-7	Holton-Worrell	13-9	46,247	1	+1
5/3	LA	H-D		RAINED OUT	13-9		1	+½
5/4	SF	H-N	7-10	LaCoss-Dawley	13-10	22,833	2	-½
5/5	SF	H-D	6-10	Garrelts-Mathews	13-11	25,574	2	-½
5/6	SD	R-N	3-0	MAGRANE-Whitson	14-11	11,937	2	-½
5/7	SD	R-D	17-10	Forsch-Hawkins	15-11	15,607	1	+½
5/8	LA	R-N	5-1	Conroy-Pena	16-11	48,667	1	+½
5/9	LA	R-N	2-4	VALENZUELA-Cox	16-12	48,657	2	-½
5/10	LA	R-D	6-7	Young-Perry	16-13	41,360	2	-½
5/11				OPEN DATE	16-13		2	-1
5/12	SF	R-N	6-5	Magrane-Davis	17-13	14,316	T1	—
5/13	SF	R-D	7-6	Soff-Robinson	18-13	16,981	T1	—
5/14				OPEN DATE	18-13		T1	—
5/15	CIN	H-N	5-4	Cox-Power	19-13	46,434	T1	—
5/16	CIN	H-N	6-5	Conroy-Soto	20-13	46,887	T1	—
5/17	CIN	H-D	10-2	Tunnell-Rouss	21-13	47,187	T1	—
5/18				OPEN DATE	21-13		T1	—
5/19	ATL	R-N	5-6	Garber-Worrell	21-14	11,886	2	-1
5/20	ATL	R-D	5-4	Horton-Garber	22-14	8,050	T1	—
5/21	ATL	R-D	7-2	Forsch-Z.Smith	23-14	9,579	T1	—
5/22	HOU	R-N	7-5	Conroy-Ryan	24-14	22,533	1	+1
5/23	HOU	R-N	4-3	Perry-Knepper	25-14	31,443	1	+1
5/24	HOU	R-D	8-2	MAGRANE-Scott	26-14	24,591	1	+1
5/25	ATL	H-N	5-14	Z.SMITH-Cox	26-15	34,413	1	+1
5/26	ATL	H-N	5-4	Alexander-Dawley	26-16	27,523	1	+1
5/27				OPEN DATE	26-16		1	+½
5/28	ATL	H-D	11-5	Dawley-Mahler	27-16	33,973	1	+1
5/29	HOU	H-N	8-2	Tunnell-Lopez	28-16	48,423	1	+2
5/30	HOU	H-N	3-2	Cox-Knepper	29-16	47,663	1	+2
5/31	HOU	H-D	7-8	Deshaies-Mathews	29-17	40,200	1	+2
				<b>MAY TOTAL</b>	<b>17-9</b>			
6/1	CIN	R-N	8-6 (10)	Worrell-Robinson	30-17	18,245	1	+3
6/2	CIN	R-N	2-3	Hoffman-Tunnell	30-18	17,910	1	+2
6/3	CIN	R-N	4-6	Pacillo-Conroy	30-19	19,807	1	+1
6/4	CHI	R-D	3-1	Cox-Maddux	31-19	32,102	1	+2
6/5	CHI	R-D	5-1	Mathews-Sanderson	32-19	36,818	1	+3
6/6	CHI	R-D	5-6	Moyer-Forsch	32-20	39,008	1	+2
6/7	CHI	R-D	13-9	Dawley-Mason	33-20	38,388	1	+3
6/8	PHI	R-N	12-8	Horton-Carman	34-20	23,422	1	+3
6/9	PHI	R-N	2-3	Ruffin-Cox	34-21	22,009	1	+2

# 1987 DAY-BY-DAY WITH THE CARDINALS (CONTINUED)

Date	Team	Home-Road Day-Night	Score	Winner-Loser	Won-Lost	Attendance	Standings	Games Behind or Ahead
6/10	PHI	R-N	3-1	Mathews-K. Gross	35-21	27,976	1	+3
6/11				OPEN DATE	35-21		1	+3
6/12	CHI	H-N	4-1	Forsch-Moyer	36-21	48,096	1	+4
6/13	CHI	H-D	9-2	Tunnell-Sutcliffe	37-21	47,395	1	+5
6/14	CHI	H-D	3-2	Cox-Sanderson	38-21	46,106	1	+6
6/15	PIT	H-N	1-3	DUNNE-Mathews	38-22	30,887	1	+5½
6/16	PIT	H-N	11-1	Dawley-Drabek	39-22	27,048	1	+6
6/17	PIT	H-N	1-4	REUSCHEL-Forsch	39-23	30,891	1	+5
6/18	PIT	H-N	8-6 (10)	Dawley-D. Robinson	40-23	35,264	1	+5
6/19	MTL	H-N	7-8 (11)	McClure-Dawley	40-24	41,447	1	+5
6/20	MTL	H-N	5-7	Parrett-Worrell	40-25	47,616	1	+4½
6/21	MTL	H-D	7-3	Magrane-Sebra	41-25	43,052	1	+5
6/22	MTL	H-N		RAINED OUT	41-25		1	+4½
6/23	PHI	H-N	1-4	Rawley-Tunnell	41-26	30,455	1	+3½
6/24	PHI	H-N	5-3	Worrell-M. Jackson	46-26	29,328	1	+4½
6/25	PHI	H-N	3-0	MATHEWS-Ruffin	43-26	38,367	1	+5½
6/26	MTL	R-N	1-5	SEBRA-Magrane	43-27	25,799	1	+4½
6/27	MTL	R-N	15-5	Forsch-B. Smith	44-27	35,346	1	+5½
6/28	MTL	R-D	7-6 (11)	Dayley-Parrett	45-27	36,109	1	+6½
6/29	NY	R-N	8-7 (11)	Worrell-Orosco	46-27	43,106	1	+7½
6/30	NY	R-N	2-3	GOODEN-Mathews	46-28	49,416	1	+6½
				<b>JUNE TOTALS</b>	<b>17-11</b>			
7/1	NY	R-N	6-9	Myers-Dawley	46-29	42,205	1	+5½
7/2				OPEN DATE	46-29		1	+5
7/3	ATL	R-N	9-1	Forsch-Puleo	47-29	45,679	1	+5½
7/4	ATL	R-D	3-0	Cox-Z. Smith	48-29	36,050	1	+6½
7/5	ATL	R-D	4-1	Mathews-Alexander	49-29	29,359	1	+7½
7/6	LA	H-N		RAINED OUT	49-29		1	+8
7/7	LA	H-N	5-4	Worrell-Leary	50-29			
(DH)	LA	H-N	5-4 (10)	Dayley-K. Howell	51-29	39,236	1	+8
7/8	LA	H-N	6-3	Forsch-Valenzuela	52-29			
(DH)	LA	H-N	8-7 (10)	Perry-Hershiser	53-29	41,353	1	+9
7/9	SF	H-N	7-6 (10)	Horton-Garrelts	54-29	37,917	1	+9½
7/10	SF	H-N	7-5 (13)	Tunnell-Lefferts	55-29	43,845	1	+9½
7/11	SF	H-N	1-3	Downs-Magrane	55-30	49,652	1	+9
7/12	SF	H-D	3-2	Horton-Hammaker	56-30	41,562	1	+9
7/13				ALL-STAR BREAK				
7/14				ALL-STAR BREAK				
7/15				ALL-STAR BREAK				
7/16	SD	R-N	8-9 (10)	McCullers-Worrell	56-31	14,837	1	+8
7/17	SD	R-N	4-3	Mathews-Grant	57-31	15,446	1	+8
7/18	SD	R-D	3-4 (10)	Gossage-Dayley	57-32	30,691	1	+7
7/19	SD	R-D	5-4 (10)	Dayley-Gossage	58-32	20,701	1	+7
7/20				OPEN DATE	58-32		1	+6½
7/21	LA	R-N	6-1	FORSCH-Valenzuela	59-32	41,023	1	+7½
7/22	LA	R-N	3-1	Dayley-Welch	60-32	33,665	1	+8½
7/23	LA	R-N	9-6	Dayley-Young	61-32	33,565	1	+9½
7/24	SF	R-N	3-4	Hammaker-Horton	61-33	18,071	1	+8½
7/25	SF	R-D	4-5	Garrelts-Dawley	61-34	26,751	1	+7½
7/26	SF	R-D	3-6 (10)	Garrelts-Worrell	61-35			
(DH)	SF	R-D	2-5	LaCoss-Mathews	61-36	41,256	1	+6
7/27				OPEN DATE	61-36		1	+6
7/28	NY	H-N	4-6	Darling-Worrell	61-37	47,296	1	+6
7/29	NY	H-N	4-6 (10)	McDowell-Perry	61-38	45,781	1	+5
7/30	NY	H-N	3-5	Gooden-Mathews	61-39	48,256	1	+4
7/31	PIT	H-N	4-3	Dayley-Jones	62-39	38,757	1	+4
				<b>JULY TOTALS</b>	<b>16-11</b>			
8/1	PIT	H-N	7-6 (10)	Worrell-Jones	63-39	47,106	1	+5
8/2	PIT	H-D	9-1	Magrane-Pena	64-39	44,695	1	+6
8/3	MTL	R-N	5-2	Horton-B. Smith	65-39	33,424	1	+6½
8/4	MTL	R-N	5-10	McClure-Tunnell	65-40	35,555	1	+5½
8/5	MTL	R-N	1-2 (13)	St. Claire-Dayley	65-41	26,378	1	+4½
8/6	PHI	R-N	5-2	Tudor-Hume	66-41	31,635	1	+4½
8/7	PHI	R-N	5-15	Rawley-Magrane	66-42	31,247	1	+3½
8/8	PHI	R-N	9-5	Worrell-Carman	67-42	46,732	1	+4½
8/9	PHI	R-D	7-8 (14)	Ritchie-Horton	67-43	37,158	1	+4½

# 1987 DAY-BY-DAY WITH THE CARDINALS (CONTINUED)

Date	Team	Home-Road Day-Night	Score	Winner-Loser	Won-Lost	Attendance	Standings	Games Behind or Ahead
8/10	PIT	R-N	6-0	FORSCH-Fisher	68-43	11,445	1	+5½
8/11	PIT	R-N	6-5	Dayley-REUSCHEL	69-43	14,637	1	+5½
8/12	PIT	R-N	0-11	WALK-Magrane	69-44	15,186	1	+4½
8/13	PHI	H-N	2-4 (13)	Bedrosian-Dayley	69-45	37,088	1	+4½
8/14	PHI	H-N	8-4	Mathews-Ruffin	70-45	47,913	1	+5½
8/15	PHI	H-N	2-5	K. Gross-Forsch	70-46	48,309	1	+5
8/16	PHI	H-D	3-4	Rawley-Tudor	70-47	43,759	1	+4
8/17				OPEN DATE	70-47		1	+4
8/18	HOU	R-N	0-4	Ryan-Cox	70-48	28,790	1	+3
8/19	HOU	R-N	1-2	Knepper-Magrane	70-49	30,233	1	+3
8/20	HOU	R-D	4-5	Childress-Dayley	70-50	39,259	1	+2½
8/21	CIN	R-N	2-1	Tudor-Hoffman	71-50	41,492	1	+3½
8/22	CIN	R-N	9-7	Perry-Murphy	72-50	43,874	1	+4
8/23	CIN	R-D	12-6	Cox-Gullickson	73-50	39,923	1	+4½
8/24	HOU	H-N	2-5	KNEPPER-Magrane	73-51	32,413	1	+3½
8/25	HOU	H-N	7-1	Mathews-Darwin	74-51	36,054	1	+4½
8/26	HOU	H-D	5-4	Dayley-Agosto	75-51	37,979	1	+4½
8/27				OPEN DATE	75-51		1	+4½
8/28	ATL	H-N	4-3	Worrell-Garber	76-51	43,524	1	+4½
8/29	ATL	H-D	4-2	Magrane-Puleo	77-51	39,208	1	+5
8/30	ATL	H-D	4-3	Dawley-Acker	78-51	39,370	1	+5
8/31	CIN	H-N	4-0	Tudor-Power	79-51	39,348	1	+5½
<b>AUGUST TOTAL</b>					<b>17-12</b>			
9/1	CIN	H-N	4-7	Hoffman-Horton	79-52	33,825	1	+4½
9/2	CIN	H-N	1-4	Williams-Cox	79-52	34,985	1	+3½
9/3				OPEN DATE	79-52		1	+3½
9/4	SD	H-N	4-2	Worrell-M. Davis	80-52	34,319	1	+3½
9/5	SD	H-N	1-4	Grant-Mathews	80-53	49,555	1	+2½
9/6	SD	H-D	6-4	Tudor>Show	81-54	42,402	1	+3½
9/7	MTL	R-D	2-9	Perez-Cox	81-55	50,342	1	+3½
9/8	MTL	R-N	1-4	B. Smith-Forsch	81-56	35,672	1	+2½
9/9	MTL	R-N	3-8	Martinez-Magrane	81-57	33,173	1	+1½
9/10				OPEN DATE	81-57		1	+1½
9/11	NY	R-N	6-4 (10)	Dayley-Orosco	82-57	51,795	1	+2½
9/12	NY	R-D	8-1	MATHEWS-Goodon	83-57	47,734	1	+3
9/13	NY	R-D	2-4	Cone-Cox	83-58	21,285	1	+2½
9/14	PHI	R-N	2-3 (11)	Calhoun-Dayley	83-59	20,749	1	+1½
9/15	PHI	R-N	4-3	Horton-K. Gross	84-59	20,679	1	+1½
9/16	PIT	R-N	8-5	Tudor-Drabek	85-59	15,323	1	+1½
9/17	PIT	R-N	0-1	Dunne-Mathews	85-60	5,640	1	+1½
9/18	CHI	H-N	0-1	SUTCLIFFE-Cox	85-61	44,189	1	+1½
9/19	CHI	H-N	5-3	Magrane-Sanderson	86-61	48,387	1	+1½
9/20	CHI	H-D	10-2	Forsch-G. Maddox	87-61	44,894	1	+2½
9/21	PHI	H-N	3-1	Tudor-Carman	88-61	38,396	1	+2½
9/22	PHI	H-N	3-2	Cox-Rawley	89-61	42,725	1	+3½
9/23	PIT	H-N	0-2	FISHER-Mathews	89-62	30,235	1	+2½
9/24	PIT	H-N	3-2	Horton-J. Robinson	90-62	35,921	1	+3½
9/25	CHI	R-D	1-2	Sanderson-Forsch	90-63	21,561	1	+2½
9/26	CHI	R-D	5-3	Tudor-Sutcliffe	91-63	35,669	1	+3½
9/27	CHI	R-D	3-7	Lancaster-Cox	91-64	33,912	1	+2½
9/28				OPEN DATE	91-64		1	+2
9/29	MTL	H-N	1-0	MAGRANE-D. Martinez	92-64			
(DH)	MTL	H-N	3-0	Mathews-B. Smith	93-64	48,142	1	+3½
9/30	MTL	H-N	1-6	Perez-Forsch	93-65	43,236	1	+3½
<b>SEPTEMBER TOTAL</b>					<b>14-14</b>			
10/1	MTL	H-N	8-2	COX-Tibbs	94-65	48,763	1	+4
10/2	NY	H-N	3-2	Tudor-Mitchell	95-66	45,517	1	+5
10/3	NY	H-D	1-7	Aguilera-Tunnell	95-66	46,845	1	+4
10/4	NY	H-D	6-11	Myers-Dawley	95-67	41,890	1	+3
<b>OCTOBER TOTAL</b>					<b>2-2</b>			

NOTE: Complete game for pitcher is shown in SOLID CAPS.  
Numbers in parenthesis designate extra innings.

## 1987 DAY-BY-DAY WITH THE CARDINALS (CONTINUED)

Date	Team	Home-Road Day-Night	Score	Winner-Loser	Won-Lost	Attendance
<b>LEAGUE CHAMPIONSHIP SERIES</b>						
10/6	SF	H-N	5-3	Mathews-Reuschel	1-0	55,331
10/7	SF	H-D	0-5	DRAVECKY-Tudor	1-1	55,331
10/8				OPEN DATE		
10/9	SF	R-N	6-5	Forsch-D. Robinson	2-1	57,913
10/10	SF	R-N	2-4	KRUKOW-COX	2-2	57,997
10/11	SF	R-D	3-6	Price-Forsch	2-3	59,363
10/12				OPEN DATE		
10/13	SF	H-N	1-0	Tudor-Dravecky	3-3	55,331
10/14	SF	H-N	6-0	COX-Hammaker	4-3	55,331
<b>WORLD SERIES</b>						
10/17	MIN	R-N	1-10	Viola-Magrane	0-1	55,171
10/18	MIN	R-N	4-8	Blyeven-Cox	0-2	55,257
10/19				OPEN DATE		
10/20	MIN	H-N	3-1	Tudor-Berenguer	1-2	55,347
10/21	MIN	H-N	7-2	Forsch-Viola	2-2	55,347
10/22	MIN	H-N	4-2	Cox-Blyleven	3-2	55,347
10/23				OPEN DATE		
10/24	MIN	R-D	5-11	Schatzeder-Tudor	3-3	55,293
10/25	MIN	R-N	2-4	Viola-Cox	3-4	55,376

NOTE: Complete game for pitcher is shown in SOLID CAPS.

### OPPONENTS VS CARDINALS — 1987

TEAM	AVG. (Min. 20 AB)	HR	RBI
ATL	.433 G. Perry (13-30)	3 Virgil	7 G. Perry
CHI	.348 Dernier (8-23)	6 Dawson	19 Dawson
CIN	.400 T. Jones (10-25)	4 Esasky	9 Esasky
HOU	.400 Doran (18-45)	3 G. Davis	8 G. Davis & Doran
LA	.476 Guerrero (20-42)	4 Guerrero	12 Guerrero
MTL	.406 Galarraga (28-69)	3 Wallach & Galarraga	14 Wallach
NY	.348 H. Johnson (23-66)	3 Carter & H. Johnson	13 Hernandez
PHI	.390 Schu (16-41)	6 Schmidt	14 Schmidt
PIT	.375 Cangelosi (9-24)	3 Diaz & Morrison	10 Bonilla
SD	.296 Kruk (8-27)	2 Kruk & Santiago	7 Kruk & Santiago
SF	.340 J. Leonard (16-47)	4 Brenly, W. Clark & C. Davis	10 C. Davis

#### THE BEST

Guerrero (LA)	.476 (20-42)
Aldrete (SF)	.438 (14-32)
Perry (ATL)	.433 (13-30)
Brenly (SF)	.412 (14-34)
Galarraga (MTL)	.406 (28-69)
Jones (CIN)	.400 (10-25)
Doran (HOU)	.400 (18-45)
Young (HOU)	.400 (10-25)
Schu (PHI)	.390 (16-41)
Daniels (CIN)	.387 (12-31)
Cangelosi (PIT)	.375 (9-24)
Mumphrey (CHI)	.370 (10-27)

#### THE WORST

Jefferson (SD)	.125 (3-24)
Bass (HOU)	.133 (6-45)
Bell (CIN)	.143 (3-21)
Cruz (HOU)	.150 (3-20)
Durham (CHI)	.154 (6-39)
J. Davis (CHI)	.170 (9-53)
Santana (NY)	.174 (8-46)
Bonilla (PIT)	.180 (11-61)
Scioscia (LA)	.184 (7-38)
Thomas (ATL)	.216 (8-37)
Wasinger (SF)	.217 (5-23)
Wilson (PHI)	.219 (14-64)

### CARDINALS VS OPPONENTS — 1987

TEAM	AVG. (Min. 20 AB)	HR	RBI
ATL	.420 Smith (21-51)	4 Clark	15 McGee
CHI	.412 McGee (21-51)	4 Pendleton	14 McGee
CIN	.444 Smith (20-45)	1 Five Players	11 Pendleton & Smith
HOU	.325 Clark (13-40)	4 Clark	12 Clark
LA	.400 Smith (16-40)	4 Clark	17 Clark
MTL	.397 Smith (27-68)	2 Ford & Pena	11 Smith
NY	.326 Herr (15-46)	2 Clark	17 Herr
PHI	.308 Herr (20-65)	5 Clark	11 McGee, Herr & Clark
PIT	.370 Clark (10-27)	5 Clark & Lindeman	12 Clark
SD	.404 Pendleton (19-47)	5 Clark	10 Clark
SF	.406 Oquendo (13-32)	3 Pendleton	11 McGee

## 1987 CARDINALS' PLAYER TRANSACTIONS

- 3/1 Opened camp with 38 roster players and 8 non-roster players.
- 3/8 Returned non-roster catchers Rich Colbert and Marty Pevey to minor league camp.
- 3/21 Optioned pitchers Scott Arnold and Jeff Fassero, infielder Mike Fitzgerald and outfielders Dennis Carter and John Murphy to Arkansas (AA). Returned non-roster pitchers Joe Boever, Mike Dunne and Bill Earley, infielder Skeeter Barnes and outfielder Duane Walker to minor league camp.
- 3/28 Optioned infielder Rod Booker, outfielder John Morris and catcher Tom Pagnozzi to Louisville (AAA). Placed pitcher Ken Dayley on the 15-day disabled list.
- 4/1 Acquired catcher Tony Pena in trade with Pittsburgh Pirates for outfielder Andy Van Slyke, catcher Mike LaValliere and minor league pitcher Mike Dunne. Optioned pitcher Rich Buonantony, outrighted pitcher Tim Conroy and returned pitcher Joe Magrane a non-roster invitee to Louisville (AAA).
- 4/2 Optioned pitcher Greg Bargar to Louisville (AAA) and placed pitcher Jeff Lahti on the 60-day emergency medical disabled list.
- 4/11 Placed catcher Tony Pena on 21-day disabled list with broken left thumb. Recalled catcher Tom Pagnozzi from Louisville.
- 4/20 Placed pitcher John Tudor on 60-day emergency medical list with fractured right tibia. Recalled pitcher Tim Conroy from Louisville.
- 4/24 Placed infielder Tom Herr on 15-day disabled list with torn right groin. Purchased the contract of pitcher Joe Magrane from Louisville.
- 4/27 Optioned pitcher Dave LaPoint to Louisville. Recalled infielder Rod Booker from Louisville.
- 4/28 Infielder Mike Laga outrighted to Louisville. Recalled outfielder John Morris from Louisville.
- 5/2 Purchased the contract of outfielder Skeeter Barnes from Louisville. Placed Tito Landrum on 21-day disabled list with broken left foot.
- 5/12 Pitcher Ken Dayley sent to Louisville on provision of 20-day medical rehabilitation recall. Returned Tom Herr to active roster. Optioned pitcher Greg Mathews to Louisville.
- 5/15 Purchased the contract of pitcher Lee Tunnell from Louisville. Placed outfielder Jim Lindeman on 15-day disabled list with back spasms.
- 5/19 Tony Pena sent to Louisville on provisions of 20-day medical rehabilitation recall.
- 5/21 Ken Dayley recalled from Louisville and returned to active roster. Skeeter Barnes outrighted to Louisville.
- 5/22 Tony Pena recalled from Louisville and returned to active roster. Optioned Tom Pagnozzi to Louisville.
- 5/29 Jim Lindeman recalled from Louisville and returned to active roster. Optioned pitcher Ray Soff to Louisville.
- 5/30 Tito Landrum sent to Louisville on provisions of 20-day medical rehabilitation recall. Joe Magrane placed on 15-day disabled list with sore left elbow. Recalled pitcher Greg Mathews from Louisville.
- 6/5 Tito Landrum recalled from Louisville and returned to active roster. Placed Jim Lindeman on 15-day disabled list with back spasms.
- 6/17 Jim Lindeman sent to Louisville on provision of 20-day medical rehabilitation recall.
- 6/18 Returned Joe Magrane to active roster. Placed Tim Conroy on 15-day disabled with sore left shoulder.
- 7/4 Jim Lindeman recalled from Louisville and returned to active roster. Asked waivers on Tito Landrum for the purpose of giving him his unconditional release.
- 7/8 Optioned Rod Booker to Louisville. Recalled pitcher Dave LaPoint from Louisville.
- 7/10 Danny Cox placed on 21-day disabled list with broken toe in right foot. Purchased the contract of outfielder Lance Johnson from Louisville.
- 7/18 Recalled infielder Rod Booker from Louisville. Optioned outfielder Lance Johnson to Louisville.
- 7/22 Assigned pitcher John Tudor to Louisville under provisions of the 20-day injury rehabilitation program.
- 7/30 Activated pitcher John Tudor. Traded pitcher Dave LaPoint to the Chicago White Sox for minor league pitcher Bryce Hulstrom.
- 8/8 Returned Danny Cox to active roster. Placed Lee Tunnell on 15-day disabled list with inflammation in right shoulder.
- 8/10 Placed outfielder Curt Ford on the 21-day disabled list with a fractured right hand. Purchased contract of pitcher Steve Peters from Louisville.
- 8/20 Recalled catcher Tom Pagnozzi and outfielder Lance Johnson from Louisville. Optioned pitcher Steve Peters and infielder Rod Booker to Louisville.

## 1987 CARDINALS' PLAYER TRANSACTIONS (CONTINUED)

- 8/30 Traded pitcher Pat Perry to the Cincinnati Reds for a player to be named later. Recalled pitcher Steve Peters from Louisville.
- 8/31 Placed infielder Tom Lawless on the 15-day disabled list retroactive to August 21 with a sprained right ankle. Purchased the contract of first baseman/outfielder Dan Driessen from Louisville.
- 9/1 Activated pitcher Lee Tunnell from the 15-day disabled list.
- 9/3 Obtained pitcher Scott Terry from the Cincinnati Reds to complete the August 30 trade for Pat Perry.
- 9/5 Activated infielder Tom Lawless from the 15-day disabled list.
- 9/8 Purchased pitcher Randy O'Neal, outfielder David Green and recalled infielder Rod Booker and first baseman Mike Laga from Louisville.
- 9/18 Activated outfielder Curt Ford from the 21-day disabled list.
- 9/24 Purchased contract of pitcher Rich Buonantony from Louisville. Purchased contracts of pitcher Scott Arnold and first baseman Mike Fitzgerald from Arkansas.
- 9/30 Purchased free agent third baseman Doug DeCinces.
- 10/5 Unconditional release to third baseman Doug DeCinces.
- 11/3 Jack Clark granted free agency.
- 11/10 Waived first baseman Dan Driessen.
- 11/12 Purchased contracts of pitcher Chuck McGrath, catcher Ray Stephens and infielder Tim Jones from Louisville. Purchased contracts of pitcher Ken Hill and outfielder Alex Cole from Arkansas. Purchased contract of infielder Geronimo Pena from Savannah.

## CARDINALS' MOST RECENT TRADE WITH EACH MAJOR LEAGUE TEAM

### NATIONAL LEAGUE EAST

#### CHICAGO CUBS:

December 9, 1980 — Acquired right-handed pitcher Bruce Sutter from Cubs for outfielder/first baseman Leon Durham, third baseman Ken Reitz and a player to be named; Cubs acquired infielder Ty Waller to complete deal, December 22.

#### MONTREAL EXPOS:

March 31, 1986 — Acquired infielder Fred Manrique from Expos for catcher Tom Nieto.

#### NEW YORK METS:

April 2, 1985 — Acquired shortstop Jose Oquendo from Mets for shortstop Argenis Salazar and left-handed pitcher John Young.

#### PHILADELPHIA PHILLIES:

April 6, 1985 — Acquired right-handed pitcher Bill Campbell and infielder Ivan DeJesus from Phillies for left-handed pitcher Dave Rucker.

#### PITTSBURGH PIRATES:

April 1, 1987 — Acquired catcher Tony Pena from Pirates for outfielder Andy Van Slyke, catcher Mike LaValliere and pitcher Mike Dunne.

### NATIONAL LEAGUE WEST

#### ATLANTA BRAVES:

July 24, 1987 — Acquired right-handed pitcher Randy O'Neal from Braves for right-handed pitcher Joe Boever.

#### CINCINNATI REDS:

August 30, 1987 — Acquired pitcher Scott Terry from Reds for left-handed pitcher Pat Perry.

#### HOUSTON ASTROS:

December 9, 1985 — Acquired right-handed pitcher Mark Ross from Astros for a player to be named later.

#### LOS ANGELES DODGERS:

June 15, 1976 — Acquired catcher/outfielder Joe Ferguson and minor league outfielder Bobby Detherage and infielder Freddie Tisdale from Dodgers for outfielder Reggie Smith.

## CARDINALS' MOST RECENT TRADE WITH EACH MAJOR LEAGUE TEAM (CONTINUED)

### **SAN DIEGO PADRES:**

February 19, 1982 — Acquired left-handed pitcher Al Olmsted from Padres for right-handed pitcher Luis DeLeon.

### **SAN FRANCISCO GIANTS:**

February 1, 1985 — Acquired outfielder Jack Clark from Giants for left-handed pitcher Dave LaPoint, infielder Jose Gonzalez and first basemen/outfielders David Green and Gary Rajsich.

## AMERICAN LEAGUE

### **BALTIMORE ORIOLES:**

March 25, 1985 — Acquired outfielder Tito Landrum from Orioles for right-handed pitcher Jose Brito and cash considerations.

### **BOSTON RED SOX:**

April 4, 1975 — Purchased shortstop Mario Guerrero from Red Sox. Assigned right-handed pitcher Jim Willoughby to Red Sox on July 4, 1975 to complete deal.

### **CALIFORNIA ANGELS:**

September 3, 1976 — Acquired infielder Ron Farkas from Angels for outfielder Mike Easler.

### **CHICAGO WHITE SOX:**

February, 1988 — Acquired right-handed pitcher Jose DeLeon from White Sox for left-handed pitcher Rick Horton and outfielder Lance Johnson.

### **CLEVELAND INDIANS:**

November 20, 1981 — Acquired outfielder Lonnie Smith from Indians for right-handed pitchers Silvio Martinez and Lary Sorensen.

### **DETROIT TIGERS:**

August 9, 1986 — Traded catcher Mike Heath to Tigers for pitcher Ken Hill (assigned to Arkansas AA) and a player to be named. First baseman Mike Laga was assigned to Cardinals on September 2 to complete the deal.

### **KANSAS CITY ROYALS:**

May 17, 1985 — Acquired outfielder John Morris (assigned to Louisville AAA) from Royals for outfielder Lonnie Smith.

### **MILWAUKEE BREWERS:**

October 2, 1984 — Acquired shortstop Ron Koenigsfeld and right-handed pitchers Jim Koontz and Rich Buonantony from Brewers for outfielders Paul Householder and Jim Adduci.

### **MINNESOTA TWINS:**

August 19, 1984 — Traded shortstop Chris Speier to Twins for player to be named and cash. Right-handed pitcher Jay Pettibone was assigned to Cardinals on October 2 to complete the deal.

### **NEW YORK YANKEES:**

July 17, 1985 — Traded right-handed pitcher Neil Allen to Yankees for a player to be named later.

### **OAKLAND ATHLETICS:**

December 10, 1985 — Acquired catcher Mike Heath and left-handed pitcher Tim Conroy from A's for right-handed pitcher Joaquin Andujar.

### **SEATTLE MARINERS:**

June 26, 1978 — Acquired outfielder Jose Baez from Mariners for a player to be named. Mariners purchased outfielder Mike Potter to complete deal on October 27, 1978.

### **TEXAS RANGERS:**

October 22, 1976 — Acquired right-handed pitcher Johnny Sutton from Rangers for left-handed pitcher Mike Wallace.

### **TORONTO BLUE JAYS:**

December 6, 1977 — Acquired right-handed pitcher Pete Vuckovich and a player to be named from Blue Jays for left-handed pitcher Tom Underwood and right-handed pitcher Victor Cruz. Outfielder John Scott was assigned to Cardinals on December 16, 1977 completing trade.

## HOW THEY BECAME CARDINALS

### TRADES (16 Players):

1981: McGee; 1982: Smith; 1983: Booker; 1984: Buonantony, Dayley, Tudor; 1985: Conroy, Lawless, Morris, Oquendo; 1986: Hill, Laga; 1987: O'Neal, T.Pena, Terry; 1988: DeLeon.

### DEVELOPED IN CARDINAL ORGANIZATION (21 Players):

1968: Forsch; 1974: Herr; 1981: Cox, Ford; 1982: Coleman, Pendleton, Worrell; 1983: Lindeman, Pagnozzi; 1984: Arnold, Fassero, Fitzgerald, Mathews, G.Pena; 1985: Cole, Jones, Magrane, Peters, Stephens; 1986: Perez; 1987: Carpenter.

### SIGNED AS FREE-AGENT (5 Players):


1986: Lake; 1987: Grapenthin, Green, Tunnell; 1988: Horner.

## IBM TALE OF THE TAPE

Following are the distances of home runs hit by the Cardinals at Busch Stadium in 1987. The distances are measured from home plate to the point of impact.

Herr	342 Feet	4/16 vs NY
McGee	380 Feet	4/17 vs NY
Pagnozzi	394 Feet	4/18 vs NY
<b>3. CLARK</b>	<b>422 Feet</b>	<b>4/22 vs CHI</b>
Clark	368 Feet	4/22 vs CHI
Clark	403 Feet	4/29 vs SD
McGee	365 Feet	5/1 vs LA
Clark	386 Feet	5/16 vs CIN
Ford	339 Feet	5/16 vs CIN
Pagnozzi	410 Feet	5/17 vs CIN
Clark	380 Feet	5/26 vs ATL
<b>1. McGEE</b>	<b>435 Feet</b>	<b>5/26 vs ATL</b>
Clark	416 Feet	5/28 vs ATL
Clark	366 Feet	5/28 vs ATL
Pendleton	386 Feet	6/13 vs CHI
Clark	415 Feet	6/16 vs PIT
Clark	418 Feet	6/18 vs PIT
Clark	410 Feet	6/18 vs PIT
<b>2. CLARK</b>	<b>431 Feet</b>	<b>6/24 vs PHI</b>
Pendleton	402 Feet	6/24 vs PHI
Lake	374 Feet	7/7 vs LA
Clark	362 Feet	7/8 vs LA
McGee	358 Feet	7/8 vs LA
Morris	380 Feet	7/9 vs SF
Clark	365 Feet	7/10 vs SF
Pendleton	399 Feet	7/11 vs SF
Pendleton	392 Feet	7/12 vs SF
Lindeman	376 Feet	8/2 vs PIT
Pendleton	370 Feet	8/2 vs PIT
McGee	360 Feet	8/14 vs PHI
Clark	363 Feet	8/16 vs PHI
Clark	414 Feet	8/16 vs PHI
Clark	357 Feet	8/26 vs HOU
Coleman	364 Feet	8/26 vs HOU
Pena	351 Feet	9/4 vs SD
Clark	409 Feet	9/6 vs SD
McGee	410 Feet	9/9 vs CIN
Magrane	333 Feet	9/19 vs CHI
Coleman	395 Feet	9/20 vs CHI
Green	395 Feet	9/21 vs PHI
Coleman	367 Feet	9/21 vs PHI
Lindeman	383 Feet	10/2 vs NY

# CARDINALS' REFERENCE AND HISTORICAL DATA



WORLD BASEBALL CHAMPIONSHIP TROPHY  
BY  
**BALFOUR**  
JEWELRY'S FINEST CRAFTSMEN

Stan Musial and Red Schoendienst with 1967  
World Championship trophy.

## WHERE THEY FINISHED — 1900-1987

Year	Position	Won	Lost	Pct.	Attendance	Manager
1900	5†	65	75	.464		Oliver Tebeau & Louis Heilbroner
1901	4	76	64	.543	379,988	Patsy Donovan
1902	6	56	78	.418	226,417	Patsy Donovan
1903	8	43	94	.314	263,538	Patsy Donovan
1904	5	75	79	.487	386,750	Charles "Kid" Nichols
1905	6	58	96	.377	292,800	Nichols, Jimmy Burke, Matthew Robison
1906	7	52	98	.347	283,770	John J. McCloskey
1907	8	52	101	.340	185,377	John J. McCloskey
1908	8	49	105	.318	205,129	John J. McCloskey
1909	7	54	98	.355	299,982	Roger Bresnahan
1910	7	63	90	.412	363,624	Roger Bresnahan
1911	5	75	74	.503	447,768	Roger Bresnahan
1912	6	63	90	.412	241,759	Roger Bresnahan
1913	8	51	99	.340	203,531	Miller Huggins
1914	3	81	72	.529	346,025	Miller Huggins
1915	6	72	81	.471	252,657	Miller Huggins
1916	7†	60	93	.392	224,308	Miller Huggins
1917	3	82	70	.539	301,948	Miller Huggins
1918	8	51	78	.395	110,596	Jack Hendricks
1919	7	54	83	.394	173,604	Branch Rickey
1920	5	75	79	.487	325,845	Branch Rickey
1921	3	87	66	.569	384,790	Branch Rickey
1922	3†	85	69	.552	536,343	Branch Rickey
1923	5	79	74	.516	338,548	Branch Rickey
1924	6	65	89	.422	272,884	Branch Rickey
1925	4	77	76	.503	405,297	Rickey & Rogers Hornsby
1926	1*	89	65	.578	681,575	Rogers Hornsby
1927	2	92	61	.601	763,615	Bob O'Farrell
1928	1	95	59	.617	778,147	Bill McKechnie
1929	4	78	74	.513	410,921	McKechnie & Billy Southworth
1930	1	92	62	.597	519,647	Gabby Street
1931	1*	101	53	.656	623,960	Gabby Street
1932	6†	72	82	.468	290,370	Gabby Street
1933	5	82	71	.536	268,404	Street & Frank Frisch
1934	1*	95	58	.621	334,863	Frank Frisch
1935	2	96	58	.623	517,805	Frank Frisch
1936	2†	87	67	.565	457,925	Frank Frisch
1937	4	81	73	.526	443,039	Frank Frisch
1938	6	71	80	.470	295,229	Frisch & Mike Gonzales
1939	2	92	61	.601	410,778	Ray Blades
1940	3	84	69	.549	331,899	Blades, Gonzales & Billy Southworth
1941	2	97	56	.634	642,496	Billy Southworth
1942	1*	106	48	.688	571,626	Billy Southworth
1943	1	105	49	.682	535,014	Billy Southworth
1944	1*	105	49	.682	486,751	Billy Southworth
1945	2	95	59	.617	594,180	Billy Southworth
1946	1*	98	58	.628	1,062,553	Eddie Dyer
1947	2	89	65	.578	1,248,013	Eddie Dyer
1948	2	85	69	.552	1,111,454	Eddie Dyer
1949	2	96	58	.623	1,430,676	Eddie Dyer
1950	5	78	75	.519	1,093,199	Eddie Dyer
1951	3	81	73	.526	1,013,429	Marty Marion
1952	3	88	66	.571	913,113	Eddie Stanky
1953	3†	83	71	.539	880,242	Eddie Stanky
1954	6	72	82	.468	1,039,698	Eddie Stanky
1955	7	68	86	.442	849,130	Stanky & Harry Walker
1956	4	76	78	.494	1,029,773	Fred Hutchinson
1957	2	87	67	.565	1,183,575	Fred Hutchinson
1958	5†	72	82	.468	1,063,730	Hutchinson & Stan Hack
1959	7	71	83	.461	929,953	Solly Hemus
1960	3	86	68	.558	1,096,632	Solly Hemus
1961	5	80	74	.519	855,305	Hemus & Johnny Keane

## WHERE THEY FINISHED — 1900-1987 (CONTINUED)

Year	Position	Won	Lost	Pct.	Attendance	Manager
1962	6	84	78	.519	953,895	Johnny Keane
1963	2	93	69	.574	1,170,546	Johnny Keane
1964	1*	93	69	.574	1,143,294	Johnny Keane
1965	7	80	81	.497	1,241,195	Albert Schoendienst
1966	6	83	79	.512	1,712,980	Albert Schoendienst
1967	1*	101	60	.627	2,090,145	Albert Schoendienst
1968	1	97	65	.598	2,011,177	Albert Schoendienst
1969	4+	87	75	.537	1,682,583	Albert Schoendienst
1970	4	76	86	.469	1,628,729	Albert Schoendienst
1971	2	90	72	.556	1,604,671	Albert Schoendienst
1972	4	75	81	.481	1,196,894	Albert Schoendienst
1973	2	81	81	.500	1,574,012	Albert Schoendienst
1974	2	86	75	.535	1,838,413	Albert Schoendienst
1975	3†	82	80	.506	1,695,394	Albert Schoendienst
1976	5	72	90	.445	1,207,036	Albert Schoendienst
1977	3	83	79	.512	1,659,287	Vernon Rapp
1978	5	69	93	.426	1,278,175	Rapp, Jack Krol Ken Boyer
1979	3	86	76	.531	1,627,256	Ken Boyer
1980	4	74	88	.457	1,385,147	Boyer, Jack Krol, Whitey Herzog, Albert Schoendienst
1981‡	1	59	43	.578	1,010,247	Whitey Herzog
1982	1*	92	70	.568	2,111,906	Whitey Herzog
1983	4	79	83	.488	2,317,914	Whitey Herzog
1984	3	84	78	.519	2,037,448	Whitey Herzog
1985	1	101	61	.623	2,637,563	Whitey Herzog
1986	3	79	82	.491	2,471,817	Whitey Herzog
1987	1	95	67	.586	3,072,121	Whitey Herzog
		7,006	6,541	.517	78,571,843	

† — Tied for Position

\* — World Champions

+ — Start of Divisional Play

‡ — Split season due to players' strike. Cardinals finished second in each half, but had best over-all record in Eastern Division.

World Championship — 1926, 1931, 1934, 1942, 1944, 1946, 1964, 1967, 1982.

Finished first 15 times, second 14 times, third 13 times, fourth 10 times, fifth 11 times, sixth 10 times, seventh 8 times, eighth 5 times.

## CARDINALS' OPENING DAY RECORD

The Cardinals have won 38, lost 47 and tied two on opening day or nights since 1900.

### OPENING DAY — 1987

Following was the Cardinals' opening day lineup and 24-man roster on April 7, 1987:

Vince Coleman, LF; Ozzie Smith, SS; Tom Herr, 2B; Jack Clark, 1B; Jim Lindeman, RF; Tony Pena, C; Terry Pendleton, 3B; Tito Landrum, CF and John Tudor, P.

**PITCHERS (10):** Danny Cox, Bill Dawley, Bob Forsch, Rick Horton, Dave LaPoint, Greg Mathews, Pat Perry, Ray Soff, John Tudor and Todd Worrell.

**CATCHERS (2):** Steve Lake and Tony Pena.

**INFIELDERS (7):** Jack Clark, Tom Herr, Mike Laga, Tom Lawless, Jose Oquendo, Terry Pendleton and Ozzie Smith.

**OUTFIELDERS (5):** Vince Coleman, Curt Ford, Tito Landrum, Willie McGee and John Morris.

## THE CARDINALS' WORLD SERIES STORY YEAR-BY-YEAR

- 1926** The Cardinals defeated the Yankees, four games to three, to win their first world championship. Grover Cleveland Alexander, obtained by the Redbirds in a midseason trade with the Chicago Cubs, won the second and sixth games, then came on to save the seventh.
- 1928** Babe Ruth and Lou Gehrig paced the Yankees to a four-game sweep of the Cardinals. Ruth hit .625 for the Series and had three home runs in one game, and Gehrig had a .545 batting average. Four of Gehrig's six hits were home runs, and he had nine runs-batted-in.
- 1930** Connie Mack's Philadelphia Athletics defeated the Cardinals, four games to two, as the Redbirds hit only .200 and the Athletics .197. Cardinal victories were scored by Bill Hallahan, 5-0, in the third game, and Jesse Haines, 3-1, in the fourth.
- 1931** The Cardinals got revenge on the Athletics, defeating Philadelphia, four games to three. Pepper Martin, the Wild Horse of the Osage, paced the Redbirds, stealing five bases, collecting 12 hits and hitting .500. Bill Hallahan and Burleigh Grimes each pitched two victories for the Cardinals.
- 1934** The "Gas-House Gang" won the National League pennant on the final day of the season, then defeated Detroit in the Series, four games to three. Dizzy and Paul Dean, who combined to win 49 games during the regular season, each won two games over the Tigers. The final game of the Series, won by the Cardinals, 11-0, was marked by Commissioner K.M. Landis order to eject Joe (Ducky) Medwick from the game. Medwick had collided with Tiger third baseman Marvin Owen in the sixth inning, and his actions so infuriated the Detroit fans that they bombarded Ducky with fruit, vegetables and debris when he went to his position in left field in the seventh inning. Landis removed Medwick to halt the disturbance.
- 1942** The Cardinals lost the first game of the Series to the Yankees, then roared back to win four straight. Rookie pitcher Johnny Beazley won two games; lefthander Ernie White shut out the Yankees in the third game, and third baseman Whitey Kurowski hit a decisive triple in the second game, then clinched the finale with a two-run home run in the ninth inning.
- 1943** The Yankees evened their World Series record against the Cardinals at 2-2 as they defeated the Redbirds, four games to one. The key play of the Series occurred in the third game. With the Cardinals holding a 2-1 lead in the eighth inning, Johnny Lindell crashed into Whitey Kurowski at third on a sacrifice bunt and jarred the baseball loose from Kurowski's hand. Billy Johnson then tripled to drive in three runs, the Yankees went on to score five times in the inning and Manager Joe McCarthy's powerhouse coasted to victory. The New York Yankees also won the next two games to take the championship.
- 1944** In this only all-St. Louis World Series, pitching dominated and the Cardinals defeated the Browns, four games to two. The pitchers struck out a record total of 92 batters, 49 of them by Cardinal moundsmen and 43 by the Browns' hurlers. Emil Verban topped Cardinal hitters with a .412 average.
- 1946** Harry (The Cat) Brecheen won three games and the Cardinals topped the Boston Red Sox, four games to three. With the score tied 3-3 in the last half of the eighth inning of the seventh game, Enos Slaughter singled, then scored all the way from first on Harry Walker's hit to left center, a sprint that surprised relay man Johnny Pesky of the Red Sox and allowed Slaughter to score the winning run.
- 1964** A team victory for the Cardinals, who defeated the Yankees, four games to three. Bob Gibson won two games; Ken Boyer hit a grand-slam home run to win the fourth game; Tim McCarver, who topped Cardinal hitters in the Series with a .478 average smashed a 10th inning home run to win the fifth game, and Ron Taylor and Roger Craig contributed valuable relief help.
- 1967** Bob Gibson pitched three complete-game victories and Lou Brock put on one of the finest offensive displays in World Series history as the Cardinals defeated the Boston Red Sox, four games to three. Gibson limited the Red Sox to only 14 hits in the three games, and Brock topped all Series hitters with a .414 batting average. Lou also set a Series record by stealing seven bases, and Roger Maris hit .385 and drove in seven runs, a Cardinal Series record.
- 1968** The Cardinals had a three-game-to-one lead, but the Detroit Tigers stormed back to win the last three contests and claim their first world championship in 23 years. Left-hander Mickey Lolich, a motorcycle enthusiast who played in the shadow of 31-game winner Denny McLain all year, was superb for the Tigers as he won three games, including the 4-1 finale. Bob Gibson won two games for the Redbirds, and set records by striking out 17 batters in the first game and a total of 35 for the Series, breaking the mark of 31 he set against the Yankees in 1964.
- 1982** The Cardinals came back from a 3-2 deficit in games to defeat the Milwaukee Brewers and bring the World Series Championship Trophy back to St. Louis for the first time in

## THE CARDINALS' WORLD SERIES STORY YEAR-BY-YEAR (CONTINUED)

15 years. Joaquin Andujar nailed down two victories and posted a 1.35 ERA while Bruce Sutter was credited with one win and two saves. John Stuper became only the 14th rookie to start two World Series games, winning the crucial sixth game for the Redbirds in a rain delayed contest that took five hours to complete. Dane Iorg batted .529 and tied a series record for most hits by a designated hitter. Rookie Willie McGee turned heads by hitting two home runs and making two spectacular catches in one game. Darrell Porter was named MVP on the strength of his timely hitting and solid defense.

**1985** The Cardinals won the National League Championship series after losing the first two games to the Los Angeles Dodgers, then taking four straight games (the final one climaxed by a 3-run, 9th inning homer by Jack Clark). In the World Series, they won the first two games on the road at Kansas City, then lost four of the next five games when their hitting deserted them. The pitching of John Tudor and Todd Worrell took the first game, and Terry Pendleton's ninth inning double with the bases loaded gave them a 4-2 victory the next day. Kansas City won its first game, 6-1, behind Brett Saberhagen, then lost Game No. 4 to Tudor, 3-0. Danny Jackson stopped the Redbirds, 6-1. Key game was No. 6, when the Cardinals carried a 1-0 lead into the ninth inning. The first Kansas City man up in the ninth reached first on a bad call by an umpire, and the Royals then went on to score twice to win, 2-1. Game No. 7 was no contest—it went to the Royals, 11-0.

**1987** After coming back from a 3-2 deficit to win the National League Championship Series against San Francisco, the Cardinals got off to a slow start by dropping their first two games of the World Series at Minnesota. Upon returning to Busch Stadium for game #3, the Redbirds used a three-run seventh and strong pitching by John Tudor to cut the deficit to 2-1. The next night saw utility infielder Tom Lawless, who was filling in for the injured Terry Pendleton, lead the Cards to a 7-2 win with a three-run homer in the fourth. The round-tripper by Lawless was just the second of his major league career and it evened the series at 2-2. The Cardinals completed their sweep at home with a 4-2 win in Game #5, as both Vince Coleman and Ozzie Smith each stole two bases. Todd Worrell earned his second save of the Series in relief of winner Danny Cox. The Cardinals took a 5-2 lead into the 5th inning of Game #6, but homers by Don Baylor and Kent Hrbek carried the Twins to a 11-5 come-from-behind win and sent the Series to a seventh and deciding game. Series MVP Frank Viola allowed only two runs in the second inning and the Twins Greg Gagne broke a 2-2 tie with an infield single in the 6th inning, as Minnesota won its' first World Championship with a 4-2 win in Game #7. The Series was the first ever in which the home team won each of the seven games.

### CARDINALS IN THE WORLD SERIES

Year	Opponent	Winner	Games
1926	New York	St. Louis	4-3
1928	New York	New York	4-0
1930	Philadelphia	Philadelphia	4-2
1931	Philadelphia	St. Louis	4-3
1934	Detroit	St. Louis	4-3
1942	New York	St. Louis	4-1
1943	New York	New York	4-1
1944	St. Louis Browns	Cardinals	4-2
1946	Boston	St. Louis	4-3
1964	New York	St. Louis	4-3
1967	Boston	St. Louis	4-3
1968	Detroit	Detroit	4-3
1982	Milwaukee	St. Louis	4-3
1985	Kansas City	Kansas City	4-3
1987	Minnesota	Minnesota	4-3

## OTHER CARDINAL HISTORICAL HIGHLIGHTS

- 1876** St. Louis became a charter member of the National League, then withdrew after the 1877 season.
- 1892** St. Louis back in the N.L. The team was called the Browns, later became the Perfectos.
- 1899** The ballclub changed the team nickname from Perfectos to Cardinals.
- 1920** Team moved from Robison Field to Sportsman's Park.
- 1922** Rogers Hornsby won the triple crown with 42 home runs, 152 RBI's and a .401 batting average.
- 1924** Hornsby won the National League batting title with a .424 average, highest mark in the circuit since 1900.
- 1925** Hornsby again won the triple crown with 39 home runs, 143 RBI's and a .403 average.
- 1937** Joe (Ducky) Medwick won the triple crown with 31 home runs, 154 RBI's and a .374 batting average.
- 1940** First night game in St. Louis for Browns and then Cardinals. Johnny Mize set a St. Louis home run record of 43.
- 1946** Home paid attendance topped one million for the first time.
- 1948** Stan Musial won his third National League Most Valuable Player award and led the league in virtually every batting department — average (.376); runs (135); hits (230); total bases (429); doubles (46); triples (18); runs-batted-in (131); and slugging percentage (.702).
- 1950** Cardinals played the first night opener in St. Louis.
- 1953** Anheuser-Busch, Inc., bought the Cardinals, then renovated Sportsman's Park and renamed it Busch Stadium.
- 1954** Musial hit five home runs in a doubleheader against the Giants at Busch Stadium on May 2.
- 1957** Musial established a National League endurance record when he extended his streak of consecutive games played to 895 before an injury forced him to the bench. The mishap occurred at Philadelphia on August 22 when he tore a muscle and chipped a bone in his shoulder blade as he swung and missed a high, outside pitch. He won the batting title with a .351 average.
- 1958** Musial, pinch-hitting in the sixth inning, collected a double against the Cubs at Wrigley Field in Chicago on May 13, and that dramatic blow was the 3,000th hit of his career.
- 1962** Musial, nearing his 42nd birthday, made a solid bid for his eighth batting title as he hit .330, but Tommy Davis of the Los Angeles Dodgers won the crown with a .346 mark.
- 1963** Musial, who won seven National League batting titles in his 22-year career with the Cardinals and had a lifetime average of .331, announced his retirement. His famous No. 6 became the first Cardinal number to be retired.
- 1966** The Cardinals closed old Busch Stadium on May 8 with a 10-5 loss to the San Francisco Giants. On May 12, they opened the new Busch Memorial Stadium in downtown St. Louis by defeating the Atlanta Braves, 4-3, in 12 innings. The winning run scored when Lou Brock singled with the bases loaded, driving in Curt Flood. The winning pitcher was Don Dennis, the loser Phil Niekro. Mike Shannon got the first Cardinal hit, a first inning single and Atlanta's Felipe Alou hit two home runs. Cardinals hosted this year's All-Star game at the new park.
- 1967** Home paid attendance went over the two million mark for the first time.
- 1968** Bob Gibson had a 22-9 record, hurled 13 shutouts, had a 15-game winning streak and allowed only 38 earned runs in 304 innings for an ERA of 1.12, a major league record for a pitcher who worked more than 300 innings. He set a World Series strikeout record with 17 in the first game against Detroit. His remarkable season earned him the National League's Cy Young Award and he was also named MVP.
- 1969** On September 15, Steve Carlton struck out 19 New York Mets in a nine inning game to set a major league record. He lost the game, 4-3, as Ron Swoboda hit a pair of two-run homers. He struck out at least one man in every inning and fanned the side in four different innings. His record was tied in 1970 by New York's Tom Seaver. The surface at Busch Stadium is changed from grass to artificial turf.
- 1970** Gibson had a 23-7 record and received his second National League Cy Young Award.
- 1971** Torre wins batting title with .363 average and is named MVP. Gibson pitches his first no-hitter, beating the Pirates, 11-0, on August 14. Schoendienst establishes longevity record for Cardinal managers, completing his seventh season. Brock became first major league player to steal 50 or more bases in seven consecutive years.
- 1972** Gibson extends his major league record for most season 200 or more strikeouts to nine. Gibson sets National League record with his 2,786th strikeout, the most lifetime for a right-handed pitcher. Brock extends his record for most consecutive season, 50 or more stolen bases to 8. Cardinals draw 50,000,000th fan since 1900.

## OTHER CARDINAL HISTORICAL HIGHLIGHTS (CONTINUED)

- 1973** Brock steals his 600th base and moves into 9th place on the all-time list. Brock sets major league record for stealing 50 or more bases for 9 consecutive years. Gibson moves into second place on all-time strikeout list. Torre gets his 2000th hit and 1000th RBI.
- 1974** Brock steals 118 bases to break Maury Wills' one-season mark and Max Carey's National League career record. Lou moves from ninth to second on major league's all-time career stolen base list. Bob Gibson strikes out the 3,000th batter of his career to become only the second pitcher in baseball history to reach that figure. The Cardinals draw more than 1,800,000, the third highest home attendance in their history. Red Birds and Mets play 25 inning game, the longest night game in major league history and the longest game ever played to conclusion. Cardinals win as Bake McBride scores from first on two errors. McBride named "Rookie Of The Year."
- 1975** Lou Brock gets 2500th hit and 800th stolen base of his career. Bob Gibson retires after 17-year Cardinal career and 251 victories. Gibby is honored by SRO crowd on Bob Gibson Day. Jacket Day turnout of 50,548 is largest regular season crowd in St. Louis baseball history. Hrabosky compiles 13 wins and 22 saves and is named "Fireman of the Year." Ted Simmons finishes second in league batting race with .332 average.
- 1976** John Denny wins National League ERA title at age 23, tying youngest right-hander to win ERA title in N.L. Lou Brock gets 270th hit of his career and closes to within 27 of tying Ty Cobb's stolen base record.
- 1977** Lou Brock breaks Ty Cobb's career stolen base mark with number 893 in San Diego, August 29. Garry Templeton becomes youngest M.L. shortstop ever to gather 200 hits in a season. Templeton leads majors with 18 triples, highest number since 1957. Ted Simmons sets club record for home runs by a catcher with 21. Ken Reitz sets new fielding record with N.L. third baseman by committing only 9 errors. Bob Forsch wins 20 games.
- 1978** Bob Forsch no hits Phillies 5-0, April 16 at Busch Stadium. Manager, Vern Rapp dismissed April 24. Ken Boyer becomes Cardinal Manager April 29. Ted Simmons sets club season record and career high with 22 homers for a catcher. George Hendrick has 7 RBI's at Atlanta, August 25. Busch Memorial Stadium gets new astroturf.
- 1979** Lou Brock collected his 3000th career hit (single off Dennis Lamp) in the 4th inning against the Cubs on August 13 at Busch Stadium. On September 23, Brock stole his 938th base making him baseball's all-time stolen base leader surpassing William (Sliding Billy) Hamilton. Keith Hernandez wins batting title with .344 average and is co-winner of National League M.V.P. award with Pittsburgh's Willie Stargell. Garry Templeton led N.L. with 211 hits. Templeton also led the league in triples with 19, for the third year in a row, setting a new N.L. record and tying the major league mark. His 19 triples are highest number since 1957. He became the first switch-hitter in major league history to collect 100 hits, both right and left-handed, in one season. Garry finished with 100 hits RH and 111 hits LH. Ted Simmons hit a career high 26 home runs, which also set a club record for homers by a catcher.
- 1980** Ken Reitz sets new fielding record for N.L. third baseman by committing only 8 errors. Dane Iorg has 7 RBI's, August 28 vs. Atlanta. Manager Ken Boyer dismissed June 8. Whitey Herzog becomes Cardinal manager June 9. On August 18, John Claiborne fired as G.M. and Herzog named G.M. on August 29. Red Schoendienst served as interim manager for balance of season. On October 24, Herzog assumed dual role of general manager and field manager.
- 1981** The Cardinals finished the season with the best winning percentage in the Eastern Division, but missed the playoffs because they finished second in each of the two sections of the schedule caused by the mid-summer players' strike. The Philadelphia Phillies, leaders when the strike began, were voted the first-half championship (however, the Phillies, Cardinals, and Cincinnati Reds voted against it), while Montreal won the second half. In each half, the Cardinals played fewer games than the "winners", and could have tied or won either half with the opportunity to play the same number of games. In the individual field, Bruce Sutter, one of several players obtained in winter trades by Herzog, was the National League's top reliever, winning the Rolands Relief Man award.
- 1982** In order to concentrate more on his managing duties, Whitey Herzog stepped down as General Manager on Opening Day, turning the reins over to Joe McDonald. The move paid off as the Cardinals were out of first place for only 48 days of the season and claimed their first ever National League East Championship. A 3-0 sweep of the Atlanta Braves put the Cards in their 13th World Series against the Milwaukee Brewers who fell 4-3 to St. Louis in the 'Fall Classic.' The 1982 team was characterized by an aggressive running style of baseball; seven players stole bases in the double figures, led by team catalyst Lonnie Smith who swiped 68. The team hit only 67 home runs, the fewest in the major leagues. Strong and consistent pitching performances were the rule; prior to clinching the title the Cardinals never lost more than three games in a row. Bruce Sutter had a hand in almost half of the team's victories.

## OTHER CARDINAL HISTORICAL HIGHLIGHTS (CONTINUED)

- 1983** Despite the fact that the 1983 Cardinals finished in fourth place, eleven games out, the team was competitive and exciting, although inconsistent, throughout much of the season. The team climbed to within ½ game of the division lead on September 5 before embarking on a thirteen-day road trip during which the failure of the starting rotation caused the team to plummet out of contention. Still there were noteworthy performances during the year. As a team, the running Redbirds set a new club record with 207 stolen bases. Individually, Danny Cox made his way from extended spring training in April to playing a part in the Cardinals' starting rotation. Bob Forsch pitched the second no-hitter of his career. The league's best right-fielder, George Hendrick, moved to first base after Keith Hernandez was traded and earned post-season honors at his new position. Ozzie Smith won his fourth straight Gold Glove and Willie McGee won his first one.
- 1984** The Cardinals got off to a bad start in 1984 and dwelled in fifth place for much of the first half of the season before turning things around after the All-Star break. Following the mid-summer classic the Cards posted a 42-33 record, second in the National League only to the eventual N.L. Champions, the Chicago Cubs. That surge lifted the Cards into a third place finish in the division at year end despite contending with many injuries. . . . The team's 220 stolen bases set a new club record, surpassing the 207 mark from 1983, and made them the first major league team since the 1916 St. Louis Browns to steal 200 or more bases three years in a row. . . . Individually, Bruce Sutter set a National League and tied the major league record for saves in a season (45). Joaquin Andujar (20-14) became the club's first 20-game winner in seven seasons. Rookie Terry Pendleton hit .324 after joining the club in July and sparking the team to a 41-29 record. . . . The Cards drew over 2,000,000 fans for the third consecutive year.
- 1985** The Cardinals lost their first four games, struggled to 7-7, then lost four more. The next time they reached .500 it was at 20-20, and then things got better. They finally made it to first place on June 21, and they were there most of the rest of the season. Five defeats in six games early in September left the Cardinals a game behind the New York Mets with 25 to play. But the Redbirds then won 14 of their next 15 and took the division title by three games with 101 victories. Individually, Willie McGee was the batting champion (at .353, a new high for a N.L. switch-hitter) and Most Valuable Player; Vince Coleman was Rookie of the Year with 110 stolen bases and a batting average of .267; Whitey Herzog was Manager of the Year, and John Tudor and Joaquin Andujar each won 21 games and Danny Cox took 18. Willie McGee and Ozzie Smith won Gold Gloves again, and great starts by Tommy Herr (110 RBI) and Jack Clark (22 homers) contributed.
- 1986** The defending National League Champions stumbled at the beginning of the season. After the first two months of the season the Cardinals had the worst record in the League. But the team righted itself posting winning records in each of the next four months to finish third in the National League's Eastern Division. . . . Individually Vince Coleman stole 107 bases to become the first player ever to steal over 100 bases in each of his first two seasons and the first N.L. player to ever steal 100 bases twice; left-handed rookie pitcher Greg Mathews, who was promoted from Louisville, won 11 games in little more than half a season; Ozzie Smith won his seventh straight gold glove and Todd Worrell was named 1986 N.L. Rookie of the Year. Worrell blazed his way to a major league rookie record 36 saves, becoming the first rookie pitcher ever to lead the league in saves and the first rookie to earn N.L. Relief Pitcher of the Year honor. . . . Three attendance milestones were hit and surpassed during the course of the season. The Cardinals reached the two million mark for the fifth consecutive year, drew the 75 millionth fan in the history of the franchise since 1900 and drew the 50 millionth fan to see the Redbirds play under Anheuser-Busch ownership.
- 1987** Sparked by a potent offense, the Cardinals slipped no further than two games back in the N.L. East standings and claimed sole possession of first place on May 22. Beset by injuries to several key players throughout the season, manager Whitey Herzog made use of a mixture of experienced veterans and eager rookies to fill the voids left by injury. The Cardinals extended their lead to 9½ games on July 23 but saw the lead shrink to 1½ games as late as Sept. 19. A come-from-behind win at New York on Sept. 11 followed by a doubleheader sweep of the Expos on Sept. 29, set the stage for the pennant clinching win over Montreal on Oct. 1. Several Cards enjoyed banner seasons offensively, including Vince Coleman (third straight season with 100 SB), Jack Clark (35 HR and 106 RBI), Ozzie Smith (.300 BA for first time in his career), Terry Pendleton (.286 BA and 96 RBI), Willie McGee (105 RBI). The Redbirds had four starters with 10 or more victories (John Tudor, Bob Forsch, Greg Mathews and Danny Cox) while rookie Joe Magrane showed much promise in his initial season. In the bullpen, Todd Worrell followed up his impressive rookie season with 33 saves and Ken Dayley overcame serious elbow surgery to post nine wins in relief. . . . 1987 was a fantastic year at the gate as well, as the Cardinals drew a Major League leading 3,072,122 fans, becoming just the third club in M.L. history to surpass the three million mark in attendance.

## RETIRED CARDINAL NUMBERS

6 ..... Stan Musial — 1963	20 ..... Lou Brock — 1979
14 ..... Ken Boyer — 1984	45 ..... Bob Gibson — 1975
17 ..... Dizzy Dean — 1974	85 ..... August A. Busch, Jr. — 1984

## CARDINALS IN HALL OF FAME GAME

The Cardinals have appeared four times at Cooperstown in the Hall of Fame Game with the following results:

- 1942 — Cardinals 5, Philadelphia Athletics 2.
- 1957 — Chicago White Sox 13, Cardinals 4.
- 1966 — Cardinals 7, Minnesota Twins 5.
- 1983 — Cardinals 4, Baltimore Orioles 1.

## CARDINALS IN THE "HALL OF FAME"

Grover Cleveland Alexander	James "Pud" Galvin	Joe "Ducky" Medwick
Walt Alston	Bob Gibson	John Mize
Jake Beckley	Burleigh Grimes	Stan Musial
Jim Bottomley	Chick Hafey	Charles "Kid" Nichols
Roger Bresnahan	Jesse Haines	Branch Rickey
Lou Brock	Rogers Hornsby	Wilbert Robinson
Mordecai P. Brown	Miller Huggins	Enos Slaughter
Jesse Burkett	Rabbitt Maranville	Arthur "Dazzy" Vance
Roger Connor	John McGraw	Bobby Wallace
Jerome "Dizzy" Dean	Bill McKechnie	Hoyt Wilhelm
Frank Frish		Denton "Cy" Young

## CARDINAL CY YOUNG AWARD WINNERS

1968 ..... Bob Gibson	
1970 ..... Bob Gibson	

## CARDINALS SELECTED FOR BBWAA ROOKIE AWARD

1954 ..... Wally, Moon, of	1985 ..... Vince Coleman, of
1955 ..... Bill Virdon, of	1986 ..... Todd Worrell, RHP
1974 ..... Bake McBride, of	

## CARDINALS' NATIONAL LEAGUE MVP WINNERS

1925 ..... Rogers Hornsby	1946 ..... Stan Musial
1926 ..... Bob O'Farrell	1948 ..... Stan Musial
1928 ..... Jim Bottomley	1964 ..... Ken Boyer
1931 ..... Frank Frisch	1967 ..... Orlando Cepeda
1934 ..... Dizzy Dean	1968 ..... Bob Gibson
1937 ..... Joe Medwick	1971 ..... Joe Torre
1942 ..... Mort Cooper	1979 ..... Keith Hernandez*
1943 ..... Stan Musial	1985 ..... Willie McGee
1944 ..... Marty Marion	

\*Co-Recipient with Pittsburgh's Willie Stargell

## CARDINALS SELECTED ON THE SPORTING NEWS' SILVER SLUGGER TEAM

1980 ..... Keith Hernandez, 1b	1983 ..... George Hendrick, 1b
Garry Templeton, ss	1985 ..... Jack Clark, 1b
George Hendrick, of	Willie McGee, of
Ted Simmons, c	1987 ..... Jack Clark, 1b
Bob Forsch, p	Ozzie Smith, ss
	Bob Forsch, p

## CARDINALS SELECTED ON SPORTING NEWS' ALL-LEAGUE TEAMS

(Team selected at the conclusion of the season in a poll of NL Players)

1925	Jim Bottomley, 1b Rogers Hornsby, 2b	1957	Stan Musial, 1b
1926	Rogers Hornsby, 2b Bob O'Farrell, c Grover Alexander, p	1958	Stan Musial, 1b
1930	Frank Frisch, 2b	1960	Ernie Broglio, p
1931	Frank Frisch, 2b	1961	Ken Boyer, 3b
1934	Dizzy Dean, p	1962	Ken Boyer, 3b
1935	Joe Medwick, of Peper Martin, 3b Dizzy Dean, p	1963	Bill White, 1b Ken Boyer, 3b Dick Groat, ss
1936	Joe Medwick of Dizzy Dean	1964	Bill White, 1b Ken Boyer, 3b Dick Groat, ss
1937	Joe Medwick, of	1967	Orlando Cepeda, 1b Tim McCarver, c
1938	Joe Medwick, of	1968	Curt Flood, of Bob Gibson, p
1939	Joe Medwick, of	1969	Steve Carlton, p
1942	Enos Slaughter, of Mort Cooper, p	1970	Bob Gibson, p
1943	Stan Musial, of Walker Cooper, c Mort Cooper, p	1971	Steve Carlton, p Joe Torre, 3b
1944	Stan Musial, of Ray Sanders, 1b Marty Marion, ss Walker Cooper, c Mort Cooper, p	1974	Lou Brock, of
1945	Marty Marion, ss Whitey Kurowski, 3b	1977	Garry Templeton, ss Ted Simmons, c
1946	Enos Slaughter, of Stan Musial, 1b	1978	Ted Simmons, c
1948	Stan Musial, of Harry Brecheen, p	1979	Keith Hernandez, of Ted Simmons, c Garry Templeton, ss
1949	Stan Musial, of	1980	George Hendrick, of Keith Hernandez, 1b Garry Templeton, ss
1950	Stan Musial, of	1982	Ozzie Smith, ss Lonnie Smith, of
1951	Stan Musial, of	1983	George Hendrick, 1b
1952	Stan Musial, of	1984	Ozzie Smith, ss
1953	Stan Musial, of Red Schoendienst, 2b	1985	Tom Herr, 2b Willie McGee, of Ozzie Smith, ss John Tudor, p
1954	Stan Musial, of	1986	Ozzie Smith, ss
1956	Ken Boyer, 3b	1987	Jack Clark, 1b Ozzie Smith, ss

## CARDINALS SELECTED ON THE SPORTING NEWS' - RAWLINGS GOLD GLOVE ALL-STAR FIELDING TEAM

1958	Ken Boyer, 3b	1969	Bob Gibson, p Curt Flood, of
1959	Ken Boyer, 3b	1970	Bob Gibson, p
1960	Bill White, 1b Ken Boyer, 3b	1971	Bob Gibson, p
1961	Bill White, 1b Ken Boyer, 3b	1972	Bob Gibson, p
1962	Bobby Shantz, p Bill White, 1b	1973	Bob Gibson, p
1963	Bobby Shantz, p Bill White, 1b Ken Boyer, 3b Curt Flood, of	1975	Ken Reitz, 3b
1964	Bill White, 1b Curt Flood, of	1978	Keith Hernandez, 1b
1965	Bob Gibson, p Bill White, 1b Curt Flood, of	1979	Keith Hernandez, 1b
1966	Bob Gibson, p Curt Flood, of	1980	Keith Hernandez, 1b
1967	Bob Gibson, p Curt Flood, of	1981	Keith Hernandez, 1b
1968	Bob Gibson, p Dal Maxvill, ss	1982	Keith Hernandez, 1b Ozzie Smith, ss
		1983	Ozzie Smith, ss Willie McGee, of
		1984	Ozzie Smith, ss Joaquin Andujar, p
		1985	Ozzie Smith, ss Willie McGee, of
		1986	Ozzie Smith, ss Willie McGee, of
		1987	Ozzie Smith, ss Terry Pendleton, 3b

## CARDINALS SELECTED FOR THE ALL-STAR GAME

- 1933 Frank Frisch, 2; Bill Hallahan, p; Pepper Martin, 3b; Jim Wilson, c.
- 1934 Dizzy Dean, p; Frank Frisch, 2b; Pepper Martin, 3b; Joe Medwick, of.
- 1935 Frank Frisch, manager and 2b; Rip Collins, 1b; Dizzy Dean, p; Pepper Martin, 3b; Joe Medwick, of; Bill Walker, p; Burgess Whitehead, 2b.
- 1936 Rip Collins, 1b; Dizzy Dean, p; Leo Durocher, ss; Stu Martin, 2b; Joe Medwick, of.
- 1937 Dizzy Dean, p; Pepper Martin, of; Joe Medwick, of; Johnny Mize, 1b.
- 1938 Joe Medwick, of.
- 1939 Curt Davis, p; Joe Medwick, of; Johnny Mize, 1b; Terry Moore, of; Lon Warneke, p.
- 1940 Johnny Mize, 1b; Terry Moore, of.
- 1941 Johnny Mize, 1b; Terry Moore, of; Enos Slaughter, of; Lon Warneke, p.
- 1942 Jim Brown, 2b; Mort Cooper, p; Walker Cooper, c; Terry Moore, of; Enos Slaughter, of.
- 1943 Billy Southworth, manager; Mort Cooper, p; Walker Cooper, c; Whitey Kurowski, 3b; Max Lanier, p; Marty Marion, ss; Stan Musial, of; Howie Pollet, p; Harry Walker, of.
- 1944 Billy Southworth, manager; Walker Cooper, c; Whitey Kurowski, 3b; Max Lanier, p; Marty Marion, ss; Red Munger, p; Stan Musial, of.
- 1945 No game.
- 1946 Whitey Kurowski, 3b; Marty Marion, ss; Stan Musial, of; Howie Pollet, p; Red Schoendienst, 2b; Enos Slaughter, of.
- 1947 Eddie Dyer, manager; Harry Brecheen, p; Whitey Kurowski, 3b; Marty Marion, ss; Red Munger, p; Stan Musial, 1b; Enos Slaughter, of.
- 1948 Harry Brecheen, p; Marty Marion, ss; Stan Musial, of; Red Schoendienst, 2b; Enos Slaughter, of.
- 1949 Eddie Kazak, 3b; Marty Marion, ss; Red Munger, p; Stan Musial, of; Howie Pollet, p; Red Schoendienst, 2b; Enos Slaughter, of.
- 1950 Marty Marion, ss; Stan Musial, 1b; Red Schoendienst, 2b; Enos Slaughter, of.
- 1951 Stan Musial, of; Red Schoendienst, 2b; Enos Slaughter, of; Wally Westlake, of.
- 1952 Stan Musial, of; Red Schoendienst, 2b; Enos Slaughter, of; Gerry Staley, p.
- 1953 Harvey Haddix, p; Stan Musial, of; Del Rice, c; Red Schoendienst, 2b; Enos Slaughter, of; Gerry Staley, p.
- 1954 Harvey Haddix, p; Ray Jablonski, 3b; Stan Musial, of; Red Schoendienst, 2b.
- 1955 Luis Arroyo, p; Harvey Haddix, p; Stan Musial, 1b; Red Schoendienst, 2b.
- 1956 Ken Boyer, 3b; Stan Musial, of; Rip Repulski, of.
- 1957 Larry Jackson, p; Wally Moon, of; Stan Musial, 1b; Hal Smith, c.
- 1958 Don Blasingame, 2b; Larry Jackson, p; Stan Musial, 1b.
- 1959 (1st Game) Ken Boyer, 3b; Joe Cunningham, of; Wilmer Mizell, p; Stan Musial, 1b; Hal Smith, c; Bill White, of.
- 1959 (2nd Game) Ken Boyer, 3b; Joe Cunningham, of; Wilmer Mizell, p; Stan Musial, 1b; Hal Smith, c.
- 1960 (Both Games) Ken Boyer, 3b; Larry Jackson, p; Lindy McDaniel, p; Stan Musial, of; Bill White, 1b.
- 1961 (Both Games) Ken Boyer, 3b; Stan Musial, of; Bill White, 1b.
- 1962 (Both Games) Ken Boyer, 3b; Bob Gibson, p; Stan Musial, of.
- 1963 Ken Boyer, 3b; Dick Groat, ss; Julian Javier, 2b; Stan Musial, of; Bill White, 1b.
- 1964 Ken Boyer, 3b; Curt Flood, of; Dick Groat, ss; Bill White, 1b.
- 1965 Bob Gibson, p.
- 1966 Curt Flood, of; Bob Gibson, p; Tim McCarver, c.
- 1967 Lou Brock, of; Orlando Cepeda, 1b; Bob Gibson, p; Tim McCarver, c.
- 1968 Red Schoendienst, manager; Steve Carlton, p; Curt Flood, of; Bob Gibson, p; Julian Javier, 2b.
- 1969 Red Schoendienst, manager; Steve Carlton, p; Bob Gibson, p.
- 1970 Rich Allen, 1b; Bob Gibson, p; Joe Torre, c.
- 1971 Joe Torre, 3b; Steve Carlton, p; Lou Brock, of.
- 1972 Bob Gibson, p; Lou Brock, of; Joe Torre, 3b; Ted Simmons, c; Red Schoendienst, coach.
- 1973 Rick Wise, p; Joe Torre, 3b; Ted Simmons, c.
- 1974 Ted Simmons, c; Lou Brock, of; Reggie Smith, of; Lynn McGlothen, p; Red Schoendienst, coach.
- 1975 Lou Brock, of; Reggie Smith, of; Red Schoendienst, coach.
- 1976 Bake McBride, of.

## CARDINALS SELECTED FOR THE ALL-STAR GAME (CONTINUED)

- 1977** Ted Simmons, c; Garry Templeton, ss.  
**1978** Ted Simmons, c.  
**1979** Lou Brock, of; Keith Hernandez, 1b; Ted Simmons, c; Garry Templeton, ss; Dave Ricketts, coach.  
**1980** George Hendrick, of; Keith Hernandez, 1b; Ken Reitz, 3b.  
**1981** Bruce Sutter, p.  
**1982** Ozzie Smith, ss; Lonnie Smith, of.  
**1983** Ozzie Smith, ss; Willie McGee, of; George Hendrick, of; Whitey Herzog, manager; Chick Hiller, coach; Dave Ricketts, coach.  
**1984** Joaquin Andujar, p; Ozzie Smith, ss; Bruce Sutter, p.  
**1985** Joaquin Andujar, p; Jack Clark, 1b; Tom Herr, 2b; Willie McGee, of; Ozzie Smith, ss.  
**1986** Ozzie Smith, ss; Whitey Herzog, manager; Mike Roarke, coach.  
**1987** Jack Clark, 1b; Willie McGee, of; Ozzie Smith, ss; Gene Gleselmann, trainer.

NOTE: Whitey Kurowski replaced Bob Elliott of Boston on the 1947 squad, and Julian Javier replaced Bill Mazerowski of Pittsburgh on the 1963 squad.

## MAJOR LEAGUE BASEBALL ATTENDANCE

TEAM	DATES	1987	AVG.	1986	+ / -	
Baltimore	78	1,835,692	23,535	1,973,178	-137,486	
Boston	79	2,232,297	28,257	2,147,622	+84,675	
California	81	2,696,299	33,288	2,655,892	+40,407	
Chicago	79	1,208,060	15,292	1,424,313	-216,253	
Cleveland	79	1,077,898	13,644	1,471,977	-394,079	
Detroit	80	2,061,829	25,773	1,899,437	+162,392	
Kansas City	80	*2,392,471	29,906	2,320,764	+71,707	
Milwaukee	80	1,909,244	23,866	1,265,041	+644,203	
Minnesota	81	*2,081,976	25,703	1,255,453	+826,523	
New York	78	2,427,672	31,124	2,268,116	+159,556	
Oakland	80	1,678,921	20,987	1,314,146	+364,775	
Seattle	81	1,134,255	14,003	1,028,223	+106,032	
Texas	80	*1,763,749	22,047	1,692,021	+71,728	
Toronto	81	*2,778,459	34,302	2,455,477	+322,982	
<b>A.L.</b>	<b>1,117</b>	<b>*27,278,822</b>	<b>24,422</b>	<b>25,171,660</b>	<b>+2,107,162</b>	<b>+ 8.3%</b>
Atlanta	80	1,217,402	15,218	1,387,152	-169,750	
Chicago	79	2,035,130	25,761	1,859,102	+176,028	
Cincinnati	80	2,185,205	27,315	1,692,439	+492,766	
Houston	81	1,909,902	23,579	1,734,266	+175,636	
Los Angeles	80	2,800,409	35,005	3,023,208	-222,799	
Montreal	81	1,850,324	22,844	1,128,979	+721,345	
New York	79	*3,027,121	38,318	2,762,417	+264,704	
Philadelphia	79	2,100,110	26,584	1,933,335	+166,775	
Pittsburgh	79	1,181,193	14,952	1,000,917	+180,276	
<b>ST. LOUIS</b>	<b>78</b>	<b>*3,072,122</b>	<b>39,386</b>	<b>2,498,142</b>	<b>+573,980</b>	
San Diego	80	1,454,061	18,176	1,805,776	-351,715	
San Francisco	79	*1,917,863	24,277	1,528,748	+389,115	
<b>N.L.</b>	<b>955</b>	<b>*24,750,842</b>	<b>25,917</b>	<b>22,354,481</b>	<b>+2,396,361</b>	<b>+10.7%</b>
<b>M.L.</b>	<b>2,072</b>	<b>*52,029,664</b>	<b>25,111</b>	<b>47,526,141</b>	<b>+4,503,523</b>	<b>+ 9.1%</b>

\*Record

### TOP TWO-DATE SERIES

- 90,630** — LOS ANGELES AT ST. LOUIS ..... May 1, 2  
**82,647** — New York at California ..... August 24, 25  
**81,605** — Montreal at New York ..... September 23, 24

## CARDINAL PITCHING FEATS

### 20-GAME WINNERS

Year	Pitcher	W	L	Year	Pitcher	W	L
1876	George Bradley	45	19	1942	Mort Cooper	22	7
1892	Kid Gleason	20	24		Johnny Beazley	21	6
1894	Ted Breitenstein	27	22	1943	Mort Cooper	21	8
1895	Ted Breitenstein	20	29	1944	Mort Cooper	22	7
1899	Cy Young	26	15	1945	Red Barrett		
	Jack Powell	23	21		2-3 Boston		
1900	Cy Young	20	18		21-9 St. Louis	23	12
1901	Jack Harper	20	12	1946	Howie Pollet	21	10
1904	Kid Nichols	21	13	1948	Harry Brecheen	20	7
	Jack Taylor	20	19	1949	Howie Pollet	20	9
1911	Bob Harmon	23	16	1953	Harvey Haddix	20	9
1920	Bill Doak	20	12	1960	Ernie Broglio	21	9
1923	Jesse Haines	20	13	1964	Ray Sadecki	20	11
1926	Flint Rhem	20	7	1965	Bob Gibson	20	12
1927	Jesse Haines	24	10	1966	Bob Gibson	21	12
	Grover Alexander	21	10	1968	Bob Gibson	22	9
1928	Bill Sherdel	21	10	1969	Bob Gibson	20	13
	Jesse Haines	20	8	1970	Bob Gibson	23	7
1933	Dizzy Dean	20	18	1971	Steve Carlton	20	9
1934	Dizzy Dean	30	7	1977	Bob Forsch	20	7
1935	Dizzy Dean	28	12	1984	Joaquin Andujar	20	14
1936	Dizzy Dean	24	13	1985	Joaquin Andujar	21	12
1939	Curt Davis	22	16		John Tudor	21	8

### N. L. STRIKEOUT LEADERS

Year	Player	SO	Year	Player	SO
1906	Fred Beebe	171	1934	Dizzy Dean	195
1930	Bill Hallahan	177	1935	Dizzy Dean	182
1931	Bill Hallahan	159	1948	Harry Brecheen	149
1932	Dizzy Dean	191	1958	Sam Jones	225
1933	Dizzy Dean	199	1968	Bob Gibson	268

### N.L. ERA LEADERS

Year	Player	G	IP	ERA	Year	Player	G	IP	ERA
1914	Bill Doak	36	256	1.72	1946	Howie Pollet	40	226	2.10
1921	Bill Doak	32	209	2.58	1948	Harry Brecheen	33	233	2.24
1942	Mort Cooper	37	279	1.77	1968	Bob Gibson	34	305	1.12
1943	Howie Pollet	16	118	1.75	1976	John Denny	30	207	2.52

### CARDINAL NO-HITTERS

George Bradley — Hartford	2-0	7-15-76
Jesse Haines — Boston	5-0	7-17-24
Paul Dean — Brooklyn	3-0	9-21-34
Lon Warneke — Cincinnati	2-0	8-30-41
Ray Washburn — San Francisco	2-0	9-18-68
Bob Gibson — Pittsburgh	11-0	8-14-71
Bob Forsch — Philadelphia	5-0	4-16-78
Bob Forsch — Montreal	3-0	9-26-83

### NO-HIT GAMES VS. CARDINALS

Christy Mathewson — New York Giants	5-0	7-15-01
Mal Eason — Brooklyn Dodgers	2-0	7-20-06
Hod Eller — Cincinnati Reds	6-0	5-11-19
Don Cardwell — Chicago Cubs	4-0	5-16-60
Gaylord Perry — San Francisco Giants	1-0	9-17-68
Tom Seaver — Cincinnati Reds	4-0	6-16-78
David Palmer — Montreal Expos (5 innings)	4-0	4-21-84

# CARDINAL PITCHING FEATS (CONTINUED)

## CARDINALS' ALL-TIME TOP TEN IN PITCHING DEPARTMENTS

### GAMES

1. Jesse Haines	554
2. Bob Gibson	528
3. Bill Sherdel	465
4. Al Brazle	441
5. <b>BOB FORSCH</b>	<b>425</b>
6. Bill Doak	376
7. Lindy McDaniel	336
8. Larry Jackson	330
9. Al Hrabosky	329
10. Slim Sallee	316

### SHUTOUTS

1. Bob Gibson	56
2. Bill Doak	32
3. Mort Cooper	28
4. Harry Brecheen	25
5. Jesse Haines	24
6. Dizzy Dean	23
7. Max Lanier	20
7. Howie Pollet	20
9. Ernie Broglio	18
<b>BOB FORSCH</b>	<b>18</b>

### INNINGS PITCHED

1. Bob Gibson	3885
2. Jesse Haines	3204
3. <b>BOB FORSCH</b>	<b>2550</b>
4. Bill Sherdel	2450
5. Bill Doak	2387
6. Slim Sallee	1902
7. Ted Breitenstein	1897
8. Harry Brecheen	1790
9. Dizzy Dean	1736
10. Larry Jackson	1672

### EARNED RUN AVERAGE

1. Slim Sallee	2.67
2. Jack Taylor	2.67
3. Johnny Lush	2.74
4. Red Ames	2.74
5. Mort Cooper	2.77
6. Fred Beebe	2.79
7. Max Lanier	2.84
8. Harry Brecheen	2.91
9. Bob Gibson	2.91
10. Bill Doak	2.93

### WINS

1. Bob Gibson	251
2. Jesse Haines	210
3. <b>BOB FORSCH</b>	<b>154</b>
4. Bill Sherdel	153
5. Bill Doak	145
6. Dizzy Dean	134
7. Harry Brecheen	127
8. Mort Cooper	105
9. Slim Sallee	105
10. Max Lanier	101
10. Larry Jackson	101

### WINNING PERCENTAGE

1. Mort Cooper	.677
2. Dizzy Dean	.641
3. Lon Warneke	.629
4. Grover Alexander	.618
5. Harry Brecheen	.617
6. Al Brazle	.602
7. George Munger	.602
8. Howie Pollet	.599
9. Max Lanier	.594
10. Bob Gibson	.591

### COMPLETE GAMES

1. Bob Gibson	255
2. Jesse Haines	209
3. Ted Breitenstein	196
4. Bill Sherdel	144
4. Bill Doak	144
6. Dizzy Dean	141
7. Slim Sallee	122
7. Harry Brecheen	122
9. Mort Cooper	105
10. Jack Powell	101

### STRIKEOUTS

1. Bob Gibson	3117
2. Dizzy Dean	1087
3. <b>BOB FORSCH</b>	<b>1039</b>
4. Jesse Haines	979
5. Steve Carlton	951
6. Bill Doak	938
7. Larry Jackson	899
8. Harry Brecheen	857
9. Vinegar Bend Mizell	789
10. Bill Hallahan	784

### BASES ON BALLS

1. Bob Gibson	1336
2. Jesse Haines	870
3. Ted Breitenstein	825
4. <b>BOB FORSCH</b>	<b>742</b>
5. Bill Doak	740
6. Bill Hallahan	651
7. Bill Sherdel	595
8. Bob Harmon	594
9. Vinegar Bend Mizell	568
10. Max Lanier	524

### SAVES

1. Bruce Sutter	127
2. <b>TODD WORRELL</b>	<b>74</b>
3. Lindy McDaniel	64
4. Joe Horner	60
5. Al Brazle	60
6. Al Hrabosky	59
7. Dizzy Dean	30
8. Ted Wilks	29
9. Mark Littell	28
10. Diego Segui	26

## YEAR-BY-YEAR TEAM PITCHING LEADERS

### 1939

Wins — Curt Davis	22
ERA — Bob Bowman	2.60
SV — Bob Bowman, Clyde Shoun	9
G — Clyde Shoun	53
GS — Curt Davis	31
CG — Curt Davis	13
IP — Curt Davis	248
SO — Mort Cooper	130
SHO — Bill McGee	4

### 1940

Wins — Lon Warneke, Bill McGee	16
ERA — Lon Warneke	3.14
SV — Clyde Shoun	5
G — Clyde Shoun	54
GS — Lon Warneke, Bill McGee	31
CG — Lon Warneke	17
IP — Lon Warneke	232
SO — Mort Cooper	95
SHO — Mort Cooper, Bill McGee	3

### 1941

Wins — Lon Warneke, Ernie White	17
ERA — Ernie White	2.40
SV — Bill Crouch	6
G — Lon Warneke, Howie Krist	37
GS — Lon Warneke	30
CG — Lon Warneke, Ernie White, Mort Cooper	12
IP — Lon Warneke	246
SO — Mort Cooper	118
SHO — Lon Warneke	4

### 1942

Wins — Mort Cooper	22
ERA — Mort Cooper	1.78
SV — Harry Gumbert	5
G — Johnny Beazley	43
GS — Mort Cooper	35
CG — Mort Cooper	22
IP — Mort Cooper	278.2
SO — Mort Cooper	152
SHO — Mort Cooper	10

### 1943

Wins — Mort Cooper	21
ERA — Howie Pilet	1.75
SV — Harry Brecheen	4
G — Mort Cooper	37
GS — Mort Cooper	32
CG — Mort Cooper	24
IP — Mort Cooper	274
SO — Mort Cooper	141
SHO — Mort Cooper	6

### 1944

Wins — Mort Cooper	22
ERA — George Munger	1.34
SV — Freddy Schmidt	5
G — Freddy Schmidt	37
GS — Mort Cooper	33
CG — Mort Cooper	22
IP — Mort Cooper	252.1
SO — Max Lanier	141
SHO — Mort Cooper	7

### 1945

Wins — Red Barrett	21
ERA — Harry Brecheen	2.52
SV — Ken Burkhart, Blix Donnelly, Harry Brecheen, Jack Creel	2
G — Ken Burkhart	42
GS — Red Barrett	29
CG — Red Barrett	22
IP — Red Barrett	246.2
SO — Blix Donnelly	76
SHO — Ken Burkhart, Blix Donnelly	4

### 1946

Wins — Howie Pollet	21
ERA — Howie Pollet	2.10
SV — Howie Pollet	5
G — Murry Dickson	47
CG — Howie Pollet	32
CG — Howie Pollet	22
IP — Howie Pollet	266
SO — Harry Becheen	117
SHO — Harry Brecheen	5

### 1947

Wins — George Munger, Harry Brecheen	16
ERA — Al Brazle	2.84
SV — Al Brazle	4
G — Murry Dickson	47
GS — George Munger	31
CG — Harry Brecheen	18
IP — Murry Dickson	231.2
SO — George Munger	123
SHO — George Munger	6

### 1948

Wins — Harry Brecheen	20
ERA — Harry Brecheen	2.24
SV — Ted Wilks	13
G — Ted Wilks	57
GS — Harry Brecheen	30
CG — Harry Brecheen	21
IP — Murry Dickson	252.1
SO — Harry Brecheen	149
SHO — Harry Brecheen	7

### 1949

Wins — Howie Pollet	20
ERA — Gerry Staley	2.73
SV — Ted Wilks	9
G — Ted Wilks	59
GS — Harry Brecheen	31
CG — Howie Pollet	17
IP — Howie Pollet	230.2
SO — Howie Pollet	108
SHO — Howie Pollet	5

### 1950

Wins — Howie Pollet	14
ERA — Max Lanier	3.13
SV — Al Brazle	6
G — Al Brazle	46
GS — Howie Pilet	30
CG — Howie Pollet	14
IP — Howie Pollet	232.1
SO — Howie Pollet	117
SHO — Howie Pollet, Max Lanier, Harry Brecheen, Cloyd Boyer	2

## YEAR-BY-YEAR TEAM PITCHING LEADERS (CONTINUED)

### 1951

Wins — Gerry Staley . . . . .	19
ERA — Harry Brecheen . . . . .	3.25
SV — Al Brazle . . . . .	7
G — Al Brazle . . . . .	56
GS — Gerry Staley . . . . .	30
CG — Gerry Staley, Tom Poholsky . . . . .	10
IP — Gerry Staley . . . . .	227
SO — Tom Poholsky . . . . .	70
SHO — Gerry Staley . . . . .	4

### 1952

Wins — Gerry Staley . . . . .	17
ERA — Gerry Staley . . . . .	3.27
SV — Al Brazle . . . . .	16
G — Eddie Yuhas . . . . .	54
GS — Gerry Staley . . . . .	33
CG — Gerry Staley . . . . .	15
IP — Gerry Staley . . . . .	239.2
SO — Vinegar Bend Mizell . . . . .	146
SHO — Vinegar Bend Mizell, Cloyd Boyer, Al Brazle, Stu Miller . . . . .	2

### 1953

Wins — Harvey Haddix . . . . .	20
ERA — Harvey Haddix . . . . .	3.06
SV — Al Brazle . . . . .	18
G — Al Brazle . . . . .	60
GS — Harvey Haddix, Vinegar Bend Mizell . . . . .	33
CG — Harvey Haddix . . . . .	19
IP — Harvey Haddix . . . . .	253
SO — Vinegar Bend Mizell . . . . .	173
SHO — Harvey Haddix . . . . .	6

### 1954

Wins — Harvey Haddix . . . . .	18
ERA — Harvey Haddix . . . . .	3.57
SV — Al Brazle . . . . .	8
G — Al Brazle . . . . .	58
GS — Harvey Haddix . . . . .	35
CG — Harvey Haddix . . . . .	13
IP — Harvey Haddix . . . . .	259.2
SO — Harvey Haddix . . . . .	184
SHO — Harvey Haddix . . . . .	3

### 1955

Wins — Harvey Haddix . . . . .	12
ERA — Willard Schmidt . . . . .	2.78
SV — Barney Schultz . . . . .	4
G — Paul Lapalme . . . . .	56
GS — Harvey Haddix . . . . .	30
CG — Harvey Haddix, Luis Arroyo . . . . .	9
IP — Harvey Haddix . . . . .	208
SO — Harvey Haddix . . . . .	150
SHO — Harvey Haddix, Tom Poholsky . . . . .	

### 1956

Wins — Vinegar Bend Mizell . . . . .	14
ERA — Murry Dickson . . . . .	3.07
SV — Larry Jackson . . . . .	9
G — Larry Jackson . . . . .	51
GS — Vinegar Bend Mizell . . . . .	33
CG — Murry Dickson . . . . .	12
IP — Vinegar Bend Mizell . . . . .	201.2
SO — Vinegar Bend Mizell . . . . .	153
SHO — Vinegar Bend Mizell, Murry Dickson . . . . .	3

### 1957

Wins — Larry Jackson, Lindy McDaniel . . . . .	15
ERA — Larry Jackson . . . . .	3.47
SV — Hoyt Wilhelm . . . . .	11
G — Loyd Merritt . . . . .	44
GS — Sam Jones . . . . .	27
CG — Lindy McDaniel, Sam Jones . . . . .	10
IP — Larry Jackson . . . . .	210.1
SO — Sam Jones . . . . .	154
SHO — Larry Jackson, Sam Jones, Vinegar Bend Mizell, Von McDaniel . . . . .	2

### 1958

Wins — Sam Jones . . . . .	14
ERA — Sam Jones . . . . .	2.88
SV — Larry Jackson . . . . .	8
G — Larry Jackson . . . . .	49
GS — Sam Jones . . . . .	35
CG — Sam Jones . . . . .	14
IP — Sam Jones . . . . .	250
SO — Sam Jones . . . . .	225
SHO — Sam Jones, Vinegar Bend Mizell . . . . .	2

### 1959

Wins — Larry Jackson, Lindy McDaniel . . . . .	14
ERA — Larry Jackson . . . . .	3.30
SV — Lindy McDaniel . . . . .	15
G — Lindy McDaniel . . . . .	62
GS — Larry Jackson . . . . .	37
CG — Larry Jackson . . . . .	12
IP — Larry Jackson . . . . .	256
SO — Larry Jackson . . . . .	145
SHO — Larry Jackson, Ernie Broglio . . . . .	3

### 1960

Wins — Ernie Broglio . . . . .	21
ERA — Curt Simmons . . . . .	2.66
SV — Lindy McDaniel . . . . .	26
G — Lindy McDaniel . . . . .	65
GS — Larry Jackson . . . . .	38
CG — Larry Jackson . . . . .	14
IP — Larry Jackson . . . . .	282
SO — Ernie Broglio . . . . .	188
SHO — Larry Jackson, Ernie Broglio . . . . .	3

### 1961

Wins — Ray Sadecki, Larry Jackson . . . . .	14
ERA — Curt Simmons . . . . .	3.13
SV — Lindy McDaniel . . . . .	9
G — Lindy McDaniel . . . . .	55
GS — Ray Sadecki . . . . .	31
CG — Ray Sadecki . . . . .	13
IP — Ray Sadecki . . . . .	222.2
SO — Bob Gibson . . . . .	166
SHO — Larry Jackson . . . . .	3

### 1962

Wins — Larry Jackson . . . . .	16
ERA — Bob Gibson . . . . .	2.85
SV — Lindy McDaniel . . . . .	14
G — Lindy McDaniel . . . . .	55
GS — Larry Jackson . . . . .	35
CG — Bob Gibson . . . . .	15
IP — Larry Jackson . . . . .	252.1
SO — Bob Gibson . . . . .	208
SHO — Bob Gibson . . . . .	5

## YEAR-BY-YEAR TEAM PITCHING LEADERS (CONTINUED)

### 1963

Wins — Bob Gibson, Ernie Broglio . . .	18
ERA — Curt Simmons . . .	2.48
SV — Ron Taylor, Bobby Shantz . . .	11
G — Bobby Shantz . . .	55
GS — Ernie Broglio . . .	35
CG — Bob Gibson . . .	14
IP — Bob Gibson . . .	254.2
SO — Bob Gibson . . .	204
SHO — Curt Simmons . . .	6

### 1964

Wins — Ray Sadecki . . .	20
ERA — Bob Gibson . . .	3.01
SV — Barney Schultz . . .	14
G — Ron Taylor . . .	63
GS — Bob Gibson . . .	36
CG — Bob Gibson . . .	17
IP — Bob Gibson . . .	287.1
SO — Bob Gibson . . .	245
SHO — Curt Simmons . . .	3

### 1965

Wins — Bob Gibson . . .	20
ERA — Bob Gibson . . .	3.07
SV — Hal Woodeshick . . .	15
G — Hal Woodeshick . . .	51
GS — Bob Gibson . . .	36
CG — Bob Gibson . . .	20
IP — Bob Gibson . . .	299
SO — Bob Gibson . . .	270
SHO — Bob Gibson . . .	6

### 1966

Wins — Bob Gibson . . .	21
ERA — Bob Gibson . . .	2.44
SV — Joe Hoerner . . .	13
G — Hal Woodeshick . . .	59
GS — Bob Gibson . . .	35
CG — Bob Gibson . . .	20
IP — Bob Gibson . . .	280.1
SO — Bob Gibson . . .	225
SHO — Bob Gibson, Larry Jaster . . .	5

### 1967

Wins — Dick Hughes . . .	16
ERA — Nellie Briles . . .	2.43
SV — Joe Hoerner . . .	15
G — Ron Willis . . .	65
GS — Steve Carlton . . .	28
CG — Dick Hughes . . .	12
IP — Dick Hughes . . .	222.1
SO — Steve Carlton . . .	168
SHO — Dick Hughes . . .	3

### 1968

Wins — Bob Gibson . . .	22
ERA — Bob Gibson . . .	1.12
SV — Joe Hoerner . . .	17
G — Ron Willis . . .	48
GS — Bob Gibson . . .	34
CG — Bob Gibson . . .	28
IP — Bob Gibson . . .	304.2
SO — Bob Gibson . . .	268
SHO — Bob Gibson . . .	13

### 1969

Wins — Bob Gibson . . .	20
ERA — Steve Carlton . . .	2.17
SV — Joe Hoerner . . .	15
G — Joe Hoerner . . .	45
GS — Bob Gibson . . .	35
CG — Bob Gibson . . .	28
IP — Bob Gibson . . .	314
SO — Bob Gibson . . .	269
SHO — Bob Gibson . . .	4

### 1970

Wins — Bob Gibson . . .	23
ERA — Bob Gibson . . .	3.12
SV — Chuck Taylor . . .	8
G — Chuck Taylor . . .	56
GS — Bob Gibson . . .	34
CG — Bob Gibson . . .	23
IP — Bob Gibson . . .	294
SO — Bob Gibson . . .	274
SHO — Bob Gibson . . .	3

### 1971

Wins — Steve Carlton . . .	20
ERA — Bob Gibson . . .	3.04
SV — Moe Drabowsky . . .	8
G — Moe Drabowsky . . .	51
GS — Steve Carlton . . .	36
CG — Bob Gibson . . .	20
IP — Steve Carlton . . .	273
SO — Bob Gibson . . .	185
SHO — Bob Gibson . . .	5

### 1972

Wins — Bob Gibson . . .	19
ERA — Bob Gibson . . .	2.46
SV — Diego Segui . . .	9
G — Rick Wise . . .	35
GS — Rick Wise . . .	35
CG — Bob Gibson . . .	23
IP — Bob Gibson . . .	278
SO — Bob Gibson . . .	208
SHO — Bob Gibson . . .	4

### 1973

Wins — Rick Wise . . .	16
ERA — Bob Gibson . . .	2.77
SV — Diego Segui . . .	17
G — Diego Segui . . .	65
GS — Rick Wise . . .	34
CG — Rick Wise . . .	14
IP — Rick Wise . . .	259
SO — Rick Wise . . .	144
SHO — Rick Wise . . .	5

### 1974

Wins — Lynn McGlothen . . .	16
ERA — Lynn McGlothen . . .	2.70
SV — Al Hrabosky . . .	9
G — Al Hrabosky . . .	65
GS — Bob Gibson . . .	33
CG — Bob Gibson . . .	9
IP — Bob Gibson . . .	240
SO — Lynn McGlothen . . .	142
SHO — Lynn McGlothen, Sonny Siebert . . .	3

## YEAR-BY-YEAR TEAM PITCHING LEADERS (CONTINUED)

### 1975

Wins — Lynn McGlothen, Bob Forsch	15
ERA — Bob Forsch	2.86
SV — Al Hrabosky	22
G — Mike Garman	66
GS — Lynn McGlothen, Bob Forsch	34
CG — Lynn McGlothen	9
IP — Lynn McGlothen	239
SO — Lynn McGlothen	146
SHO — Bob Forsch	4

### 1976

Wins — Lynn McGlothen	13
ERA — John Denny	2.52
SV — Al Hrabosky	13
G — Al Hrabosky	68
GS — Pete Falcone, Lynn McGlothen, Bob Forsch	32
CG — Lynn McGlothen	10
IP — Pete Falcone	212
SO — Pete Falcone	138
SHO — Lynn McGlothen	4

### 1977

Wins — Bob Forsch	20
ERA — John Urrea	3.15
SV — Al Hrabosky	10
G — Al Hrabosky	65
GS — Bob Forsch	35
CG — Eric Rasmussen	11
IP — Eric Rasmussen	233
SO — Eric Rasmussen	120
SHO — Eric Rasmussen	3

### 1978

Wins — John Denny	14
ERA — Pete Vuckovich	2.55
SV — Mark Littell	11
G — Mark Littell	72
GS — Bob Forsch	34
CG — John Denny	11
IP — John Denny, Bob Forsch	234
SO — Mark Littell	130
SHO — Bob Forsch	3

### 1979

Wins — Pete Vuckovich, Silvio Martinez	15
ERA — John Fulgham	2.53
SV — Mark Littell	13
G — Mark Littell	63
GS — Pete Vuckovich, Bob Forsch	32
CG — John Fulgham	10
IP — Pete Vuckovich	233
SO — Pete Vuckovich	145
SHO — Three Tied	2

### 1980

Wins — Pete Vuckovich	12
ERA — Pete Vuckovich	3.41
SV — John Littlefield	9
G — John Littlefield	52
GS — Bob Forsch	31
CG — Bob Forsch	8
IP — Pete Vuckovich	222
SO — Pete Vuckovich	132
SHO — Pete Vuckovich, Bob Sykes	3

### 1981

Wins — Bob Forsch	10
ERA — Bob Forsch	3.19
SV — Bruce Sutter	25
G — Bruce Sutter	48
GS — Lary Sorensen	23
CG — John Martin	4
IP — Lary Sorensen	140
SO — Bruce Sutter	57
SHO — Lary Sorensen, Andy Rincon	1

### 1982

Wins — Joaquin Andujar, Bob Forsch	15
ERA — Joaquin Andujar	2.47
SV — Bruce Sutter	36
G — Bruce Sutter	70
GS — Joaquin Andujar	37
CG — Joaquin Andujar	9
IP — Joaquin Andujar	265.2
SO — Joaquin Andujar	137
SHO — Joaquin Andujar	5

### 1983

Wins — Neil Allen, Dave LaPoint, John Stuper	12
ERA — John Stuper	3.68
SV — Bruce Sutter	21
G — Bruce Sutter	60
GS — Joaquin Andujar	34
CG — John Stuper, Bob Forsch	6
IP — Joaquin Andujar	225
SO — Joaquin Andujar	125
SHO — Neil Allen	3

### 1984

Wins — Joaquin Andujar	20
ERA — Joaquin Andujar	3.34
SV — Bruce Sutter	45
G — Bruce Sutter	71
GS — Joaquin Andujar	36
CG — Joaquin Andujar	12
IP — Joaquin Andujar	261.1
SO — Joaquin Andujar	147
SHO — Joaquin Andujar	4

### 1985

Wins — Joaquin Andujar, John Tudor	21
ERA — John Tudor	1.93
SV — Jeff Lahti	19
G — Ken Dayley	57
GS — Joaquin Andujar	38
CG — John Tudor	19
IP — John Tudor	275
SO — John Tudor	169
SHO — John Tudor	10

### 1986

Wins — Bob Forsch	14
ERA — Danny Cox	2.90
SV — Todd Worrell	36
G — Todd Worrell	74
GS — Bob Forsch	33
CG — Danny Cox	8
IP — Bob Forsch	230
SO — Danny Cox	108
SHO —	0

## YEAR-BY-YEAR TEAM PITCHING LEADERS (CONTINUED)

### 1987

Wins — Danny Cox,	G — Todd Worrell . . . . . 75
Bob Forsch,	GS — Greg Mathews . . . . . 32
Greg Mathews . . . . . 11	CG — Joe Magrane . . . . . 4
ERA — Ken Dayley,	IP — Danny Cox . . . . . 199.1
Todd Worrell . . . . . 2.66	SO — Greg Mathews . . . . . 108
SV — Todd Worrell . . . . . 33	SHO — Joe Magrane . . . . . 2

## CAREER GAMES BY POSITION

FIRST BASE	Years	Games
1. Jim Bottomley . . . . .	1922-32	1,340
2. Keith Hernandez . . . . .	1974-83	1,118
3. Stan Musial . . . . .	1941-44; 46-63	1,016
4. Ed Konetchy . . . . .	1907-13	979
5. Bill White . . . . .	1959-65; 69	972
<b>SECOND BASE</b>		
1. Julian Javier . . . . .	1960-71	1,547
2. Red Schoendienst . . . . .	1945-56; 61-63	1,429
3. Frankie Frisch . . . . .	1927-37	1,153
4. Rogers Hornsby . . . . .	1915-26; 33	997
5. <b>TOM HERR</b> . . . . .	<b>1979-</b>	<b>972</b>
<b>SHORTSTOP</b>		
1. Marty Marion . . . . .	1940-50	1,492
2. Dal Maxvill . . . . .	1962-72	1,054
3. <b>OZZIE SMITH</b> . . . . .	<b>1982-</b>	<b>881</b>
4. Garry Templeton . . . . .	1976-81	700
5. Leo Durocher . . . . .	1933-37	681
<b>THIRD BASE</b>		
1. Ken Boyer . . . . .	1955-65	1,539
2. Ken Reitz . . . . .	1972-75; 77-80	1,081
3. Whitey Kurowski . . . . .	1941-49	868
4. Milt Stock . . . . .	1919-23	661
5. <b>TERRY PENDLETON</b> . . . . .	<b>1984-</b>	<b>529</b>
<b>OUTFIELD</b>		
1. Lou Brock . . . . .	1964-79	2,206
2. Stan Musial . . . . .	1941-44; 46-63	1,896
3. Enos Slaughter . . . . .	1938-42; 46-53	1,751
4. Curt Flood . . . . .	1958-69	1,687
5. Terry Moore . . . . .	1935-42; 46-48	1,189
<b>CATCHER</b>		
1. Ted Simmons . . . . .	1968-80	1,440
2. Del Rice . . . . .	1945-55; 60	1,018
3. Tim McCarver . . . . .	1959-61; 63-69; 73-74	960
4. Jimmie Wilson . . . . .	1928-33	638
5. Frank Snyder . . . . .	1912-19; 27	563

### CARDINALS WHO HAVE HIT HOME RUNS IN THE ALL-STAR GAME

- Frankie Frisch — 1933, 1934
- Joe Medwick — 1934
- Stan Musial — 1948, 1949, 1951, 1955, 1956, 1960
- Red Schoendienst — 1950
- Ken Boyer — 1960, 1964
- Reggie Smith — 1974

## CARDINAL BATTING FEATS

### CARDINALS' ALL-TIME TOP TEN IN BATTING DEPARTMENTS

#### GAMES

1. Stan Musial	3026
2. Lou Brock	2289
3. Enos Slaughter	1820
4. Red Schoendienst	1795
5. Curt Flood	1738
6. Ken Boyer	1667
7. Rogers Hornsby	1580
8. Julian Javier	1578
9. Ted Simmons	1564
10. Marty Marion	1502

#### AT-BATS

1. Stan Musial	10972
2. Lou Brock	9125
3. Red Schoendienst	6841
4. Enos Slaughter	6775
5. Ken Boyer	6334
6. Curt Flood	6318
7. Rogers Hornsby	5881
8. Ted Simmons	5725
9. Julian Javier	5631
10. Jim Bottomley	5314

#### RUNS

1. Stan Musial	1949
2. Lou Brock	1427
3. Rogers Hornsby	1089
4. Enos Slaughter	1071
5. Red Schoendienst	1025
6. Ken Boyer	988
7. Jim Bottomley	921
8. Curt Flood	845
9. Frankie Frisch	831
10. Joe Medwick	811

#### HITS

1. Stan Musial	3630
2. Lou Brock	2713
3. Rogers Hornsby	2110
4. Enos Slaughter	2064
5. Red Schoendienst	1980
6. Ken Boyer	1855
7. Curt Flood	1853
8. Jim Bottomley	1727
9. Ted Simmons	1704
10. Joe Medwick	1590

#### TOTAL BASES

1. Stan Musial	6134
2. Lou Brock	3776
3. Rogers Hornsby	3342
4. Enos Slaughter	3138
5. Ken Boyer	3011
6. Jim Bottomley	2852
7. Red Schoendienst	2657
8. Ted Simmons	2626
9. Joe Medwick	2585
10. Curt Flood	2464

#### BASES ON BALLS

1. Stan Musial	1599
2. Enos Slaughter	839
3. Lou Brock	681
4. Rogers Hornsby	660
5. Ken Boyer	631
6. Ted Simmons	624
7. Keith Hernandez	585
8. Miller Huggins	571
9. Jim Bottomley	509
10. Red Schoendienst	497

#### DOUBLES

1. Stan Musial	725
2. Lou Brock	434
3. Joe Medwick	377
4. Rogers Hornsby	367
5. Enos Slaughter	366
6. Red Schoendienst	352
7. Jim Bottomley	344
8. Ted Simmons	332
9. Frankie Frisch	286
10. Curt Flood	271

#### TRIPLES

1. Stan Musial	177
2. Rogers Hornsby	143
3. Enos Slaughter	135
4. Lou Brock	121
5. Jim Bottomley	119
6. Ed Konetchy	93
7. Joe Medwick	81
8. Pepper Martin	75
9. Garry Templeton	69
10. Johnny Mize	66

#### HOME RUNS

1. Stan Musial	475
2. Ken Boyer	255
3. Rogers Hornsby	193
4. Jim Bottomley	181
5. Ted Simmons	172
6. Johnny Mize	158
7. Joe Medwick	152
8. Enos Slaughter	146
9. Bill White	140
10. Lou Brock	129

#### RUNS BATTED IN

1. Stan Musial	1951
2. Enos Slaughter	1148
3. Jim Bottomley	1105
4. Rogers Hornsby	1072
5. Ken Boyer	1001
6. Ted Simmons	929
7. Joe Medwick	823
8. Lou Brock	814
9. Frankie Frisch	720
10. Johnny Mize	653

#### STOLEN BASES

1. Lou Brock	888
2. VINCE COLEMAN	326
3. Jack Smith	203
4. OZZIE SMITH	199
5. WILLIE MCGEE	197
6. Frankie Frisch	195
7. Miller Huggins	174
8. Lonnie Smith	173
9. Ed Konetchy	151
10. Pepper Martin	146

#### PINCH-HITS

1. Steve Braun	60
2. Red Schoendienst	53
3. Dane Iorg	47
3. Peanuts Lowrey	47
5. Stan Musial	35
6. George Crowe	33
6. Vic Davalillo	33
8. Tito Landrum	32
9. Tim McCarver	31
10. Lou Brock	29

## CARDINAL BATTING FEATS (CONTINUED)

### N.L. TOTAL BASE LEADERS

Year	Player	TB	Year	Player	TB
1901	Jesse Burkett	314	1937	Joe Medwick	406
1917	Rogers Hornsby	253	1938	Johnny Mize	326
1920	Rogers Hornsby	329	1939	Johnny Mize	353
1921	Rogers Hornsby	378	1940	Johnny Mize	368
1922	Rogers Hornsby	450	1942	Enos Slaughter	292
1924	Rogers Hornsby	373	1946	Stan Musial	366
1925	Rogers Hornsby	381	1948	Stan Musial	429
1926	Jim Bottomley	305	1949	Stan Musial	382
1928	Jim Bottomley	362	1951	Stan Musial	355
1934	Rip Collins	369	1952	Stan Musial	311
1935	Joe Medwick	365	1971	Joe Torre	352
1936	Joe Medwick	367			

### N.L. RBI LEADERS

Year	Player	RBI	Year	Player	RBI
1920	Rogers Hornsby	94	1938	Joe Medwick	122
1921	Rogers Hornsby	126	1940	Johnny Mize	137
1922	Rogers Hornsby	152	1946	Enos Slaughter	130
1925	Rogers Hornsby	143	1948	Stan Musial	131
1926	Jim Bottomley	120	1956	Stan Musial	109
1928	Jim Bottomley	136	1964	Ken Boyer	119
1936	Joe Medwick	138	1967	Orlando Cepeda	111
1937	Joe Medwick	154	1971	Joe Torre	137

### N.L. SLUGGING LEADERS

Year	Player	Slug Pct.	Year	Player	Slug Pct.
1917	Rogers Hornsby	.484	1938	Johnny Mize	.614
1920	Rogers Hornsby	.559	1939	Johnny Mize	.626
1921	Rogers Hornsby	.639	1943	Stan Musial	.562
1922	Rogers Hornsby	.722	1944	Stan Musial	.549
1923	Rogers Hornsby	.627	1946	Stan Musial	.587
1924	Rogers Hornsby	.696	1948	Stan Musial	.702
1925	Rogers Hornsby	.756	1950	Stan Musial	.596
1927	Chick Hafey	.590	1952	Stan Musial	.538
1934	Rip Collins	.615	1987	Jack Clark	.597
1937	Joe Medwick	.641			

### HIT IN 25 OR MORE CONSECUTIVE GAMES

Year	Player	Games	Year	Player	Games
1922	Rogers Hornsby	33	1935	Joe Medwick	28
1950	Stan Musial	30	1954	Red Schoendienst	28
1943	Harry Walker	29	1971	Lou Brock	26
1959	Ken Boyer	29			

### HOME RUN CHAMPIONS

Year	Player	HR	Year	Player	HR
1922	Rogers Hornsby	42	1937	Joe Medwick	31
1925	Rogers Hornsby	39	1939	Johnny Mize	28
1928	Jim Bottomley	31	1940	Johnny Mize	43
1934	Rip Collins	35			

### BATTING CHAMPIONS

Year	Player	AVG	Year	Player	AVG
1901	Jesse Burkett	.382	1943	Stan Musial	.357
1920	Rogers Hornsby	.370	1946	Stan Musial	.365
1921	Rogers Hornsby	.397	1948	Stan Musial	.376
1922	Rogers Hornsby	.401	1950	Stan Musial	.346
1923	Rogers Hornsby	.384	1951	Stan Musial	.355
1924	Rogers Hornsby	.424	1952	Stan Musial	.336
1925	Rogers Hornsby	.403	1957	Stan Musial	.351
1931	Chick Hafey	.349	1971	Joe Torre	.363
1937	Joe Medwick	.374	1979	Keith Hernandez	.344
1939	Johnny Mize	.349	1985	Willie McGee	.353

## CARDINAL BATTING FEATS (CONTINUED)

### .400 HITTERS

Year	Player	AVG	Year	Player	AVG
1899	Jesse Burkett	.402	1924	Rogers Hornsby	.424
1922	Rogers Hornsby	.401	1925	Rogers Hornsby	.403

### 350 OR MORE TOTAL BASES IN A SEASON

Year	Player	TB	Year	Player	TB
1922	Rogers Hornsby	450	1946	Stan Musial	366
1948	Stan Musial	429	1935	Joe Medwick	365
1937	Joe Medwick	406	1928	Jim Bottomley	362
1949	Stan Musial	382	1953	Stan Musial	361
1925	Rogers Hornsby	381	1954	Stan Musial	359
1921	Rogers Hornsby	278	1925	Jim Bottomley	358
1924	Rogers Hornsby	373	1951	Stan Musial	355
1934	Rip Collins	369	1939	Johnny Mize	353
1940	Johnny Mize	368	1971	Joe Torre	352
1936	Joe Medwick	367			

### 200 OR MORE HITS IN A SEASON

Year	Player	HITS	Year	Player	HITS
1899	Jesse Burkett	228	1943	Stan Musial	220
1900	Jesse Burkett	202	1946	Stan Musial	228
1901	Jesse Burkett	228	1948	Stan Musial	230
1920	Rogers Hornsby	218	1949	Stan Musial	207
	Milt Stock	204	1951	Stan Musial	205
1921	Rogers Hornsby	235	1953	Stan Musial	200
	Austin McHenry	201	1963	Dick Groat	201
1922	Rogers Hornsby	250		Bill White	200
1924	Rogers Hornsby	227		Curt Flood	200
1925	Jim Bottomley	227	1964	Curt Flood	211
	Rogers Hornsby	203		Lou Brock	200
1927	Frankie Frisch	208	1967	Lou Brock	206
1929	Taylor Douthit	206	1970	Joe Torre	203
1930	Taylor Douthit	201		Lou Brock	202
1934	Rip Collins	200	1971	Joe Torre	230
1935	Joe Medwick	224		Lou Brock	200
1936	Joe Medwick	223	1977	Garry Templeton	200
1937	Joe Medwick	237	1979	Garry Templeton	211
	Johnny Mize	204		Keith Hernandez	210
1939	Joe Medwick	201	1985	Willie McGee	216

### CARDINALS WHO HAVE HIT 30 OR MORE HOME RUNS IN A SEASON

1940	Johnny Mize	43	1970	Dick Allen	34
1922	Rogers Hornsby	42	1955	Stan Musial	33
1925	Rogers Hornsby	39	1951	Stan Musial	32
1948	Stan Musial	39	1960	Ken Boyer	32
1949	Stan Musial	36	1928	Jim Bottomley	31
1934	Rip Collins	35	1937	Joe Medwick	31
1954	Stan Musial	35	1953	Stan Musial	30
1987	Jack Clark	35			

### CARDINAL TEAM HOME RUN TOTALS SINCE 1944

Year	HR	Rank*	Year	HR	Rank*	Year	HR	Rank*
1944	100	1	1959	118	6	1974	83	12
1945	64	4	1960	138	3	1975	81	11
1946	81	2	1961	103	7+	1976	63	12
1947	115	3	1962	137	7	1977	96	11
1948	105	3	1963	128	3	1978	79	9
1949	102	6	1964	109	7	1979	100	9
1950	102	7	1965	109	7	1980	101	8
1951	95	7	1966	108	8+	1981	50	10
1952	97	6	1967	115	4	1982	67	12
1953	140	5	1968	73	8	1983	82	12
1954	119	6	1969	90	12	1984	75	12
1955	143	6	1970	113	10	1985	87	11
1956	124	6	1971	95	9+	1986	58	12
1957	132	6	1972	70	12	1987	94	12
1958	111	8	1973	75	12			

\*Rank in National League

+ Tied

## CARDINAL BATTING FEATS (CONTINUED)

### CARDINALS' ALL-TIME HOME RUN LEADERS SEASON — BY POSITION

Catcher	Ted Simmons	26 — 1979
First Base	Johnny Mize	43 — 1940
Second Base	Rogers Hornsby	42 — 1922
Shortstop	Solly Hemus	15 — 1952
Third Base	Ken Boyer	32 — 1960
Left Field	Stan Musial	32 — 1951
Center Field	Stan Musial	21 — 1952
Right Field	Stan Musial	39 — 1948
Pitcher	Bob Gibson	5 — 1965, 1972

### CARDINALS' ALL-TIME RUNS-BATTED-IN LEADERS SEASON — BY POSITION

Catcher*	Ted Simmons	96 — 1972
First Base	Jim Bottomley	137 — 1929
	Johnny Mize	137 — 1940
Second Base	Rogers Hornsby	152 — 1922
Shortstop	Doc Lavan	82 — 1921
Third Base	Joe Torre	137 — 1971
Left Field	Joe Medwick	154 — 1937
Center Field*	Willie McGee	104 — 1987
Right Field	Stan Musial	131 — 1948
Pitcher	Dizzy Dean	21 — 1935

\*Simmons had 103 RBI in 1974, but drove in only 95 while catching.  
 Simmons had 100 RBI in 1975, but drove in only 95 while catching.  
 McGee had 105 RBI in 1987, but drove in only 104 while in CF.

### LONGEST CARDINAL BATTING STREAK SINCE 1950

1950 Stan Musial	30 games	1969 Vada Pinson	22 games
1951 Stan Musial	16 games	1970 Lou Brock	15 games
1952 Stan Musial	24 games	1971 Lou Brock	26 games
1953 Stan Musial,		1972 Lou Brock	18 games
Solly Hemus	15 games	1973 Ted Simmons	19 games
1954 Red Schoendienst	28 games	1974 Ted Simmons	15 games
1955 Wally Moon	13 games	1975 Ted Simmons	19 games
1956 Alvin Dark, Stan Musial,		1976 Lou Brock	15 games
Red Schoendienst	15 games	1977 Ted Simmons	13 games
1957 Wally Moon	24 games	1978 Garry Templeton	14 games
1958 Stan Musial	17 games	1979 Garry Templeton	16 games
1959 Ken Boyer	29 games	1980 Keith Hernandez, Ken Reitz	
1960 Ken Boyer	14 games	Garry Templeton	12 games
1961 Ken Boyer	15 games	1981 Tom Herr	16 games
1962 Curt Flood	17 games	1982 Lonnie Smith	17 games
1963 George Altman	17 games	1983 Willie McGee	19 games
1964 Bill White	20 games	1984 Terry Pendleton	14 games
1965 Curt Flood	15 games	1985 Cesar Cedeno	12 games
1966 Curt Flood	19 games	1986 Tom Herr,	
1967 Lou Brock	20 games	Terry Pendleton	10 games
1968 Lou Brock,		1987 Terry Pendleton	19 games
Bobby Tolan	13 games		

### CARDINAL PLAYERS — HIT FOR CYCLE

Willie McGee	June 23, 1984	Stan Musial	July 24, 1949
Lou Brock	May 27, 1975	Johnny Mize	July 13, 1940
Joe Torre	June 27, 1973		1st game
Ken Boyer	June 16, 1964	Joe Medwick	June 29, 1935
Ken Boyer	September 14, 1961,	Pepper Martin	May 25, 1933
	2nd game	Chick Hafey	August 21, 1930
Bill White	August 14, 1960	Jim Bottomley	July 15, 1927
	1st game	Cliff Heathcote	July 13, 1918

## CARDINAL BATTING FEATS (CONTINUED)

### LIFETIME GRAND SLAM HOME RUNS BY CURRENT CARDINALS (LAST TIME)

Pendleton (6/9/85 [2]) .....	2	Horner (9/6/86 Pit.) .....	1
McGee (7/20/82 Atl.) .....	1	Pagnozzi (5/17/87 Cin.) .....	1
Herr (4/16/87 NY) .....	1		

### LIFETIME GRAND SLAMS GIVEN UP BY CURRENT CARDINALS (LAST TIME)

Bob Forsch (4/10/84) .....	4	Jose DeLeon (6/14/87) .....	1
Danny Cox (9/10/85) .....	2	Todd Worrell (4/22/87) .....	1
John Tudor (9/16/85) .....	2		

## CARDINALS' INDIVIDUAL RECORDS BATTING — SEASON

<b>Most Games</b>		<b>Most Total Bases (Left-Handed)</b>	
1963 Bill White .....	162	1948 Stan Musial .....	429
1964 Curt Flood .....	162	<b>Most Total Bases (Right-Handed)</b>	
1964 Ken Boyer .....	162	1922 Rogers Hornsby .....	450
<b>Most At-Bats (Left-Handed)</b>		<b>Most Long Hits (Left-Handed)</b>	
1967 Lou Brock .....	689	1948 Stan Musial .....	103
<b>Most At-Bats (Right-Handed)</b>		<b>Most Long Hits (Right-Handed)</b>	
1964 Curt Flood .....	679	1922 Rogers Hornsby .....	102
<b>Most At-Bats (Switch-Hitter)</b>		<b>Most Sacrifice Hits</b>	
1979 Garry Templeton .....	672	1943 Harry Walker .....	36
<b>Most Runs (Left-Handed)</b>		<b>Most Sacrifice Flies</b>	
1901 Jesse Burkett .....	139	1982 George Hendrick .....	14
<b>Most Runs (Right-Handed)</b>		<b>Most Stolen Bases (Left-Handed)</b>	
1922 Rogers Hornsby .....	141	1974 Lou Brock .....	118
<b>Most Hits (Left-Handed)</b>		<b>Most Stolen Bases (Right-Handed)</b>	
1948 Stan Musial .....	230	1982 Lonnie Smith .....	68
<b>Most Hits (Right-Handed)</b>		<b>Most Stolen Bases (Switch-Hitter)</b>	
1922 Rogers Hornsby .....	250	1985 Vince Coleman .....	110
<b>Most Hits (Switch-Hitter)</b>		<b>Highest Slugging Average (Left-Handed)</b>	
1985 Willie McGee .....	216	1948 Stan Musial .....	.702
<b>Most Singles (Left-Handed)</b>		<b>Highest Slugging Average (Right-Handed)</b>	
1901 Jesse Burkett .....	180	1922 Rogers Hornsby .....	.756
<b>Most Singles (Right-Handed)</b>		<b>Most Home Runs (Left-Handed)</b>	
1964 Curt Flood .....	178	1940 Johnny Mize .....	43
<b>Most Doubles (Left-Handed)</b>		<b>Most Home Runs (Right-Handed)</b>	
1953 Stan Musial .....	53	1922 Rogers Hornsby .....	42
<b>Most Doubles (Right-Handed)</b>		<b>Most Home Runs (Switch-Hitter)</b>	
1936 Joe Medwick .....	64	1934 Ripper Collins .....	35
<b>Most Triples (Left-Handed)</b>		<b>Most Home Runs At Home</b>	
1894 Roger Connor .....	25	1940 Johnny Mize .....	25
<b>Most Triples (Right-Handed)</b>		<b>Most Home Runs - Busch Stadium</b>	
1893 Perry Werden .....	33	1970 Dick Allen .....	17
<b>Most Triples, Since 1900 (Right-Handed)</b>		1979 Ted Simmons .....	17
1915 Tom Long .....	25	1987 Jack Clark .....	17
<b>Most Hit By Pitch</b>		<b>Most Home Runs - Road</b>	
1910 Lou Evans .....	31	1948 Stan Musial .....	23
<b>Most Runs Batted In (Left-Handed)</b>		<b>Most Home Runs, Rookie (Left-Handed)</b>	
1929 Jim Bottomley .....	137	1936 Johnny Mize .....	19
1940 Johnny Mize .....	137	<b>Most Home Runs, Rookie (Right-Handed)</b>	
<b>Most Runs Batted In (Right-Handed)</b>		1953 Ray Jablonski .....	21
1937 Joe Medwick .....	154	<b>Most Home Runs, One Month</b>	
<b>Highest Batting Average (Left-Handed)</b>		1947 Whitey Kurowski (August) .....	.12
1899 Jesse Burkett .....	.402	<b>Most Grand Slam Home Runs</b>	
<b>Highest Batting Average (Right-Handed)</b>		1925 Jim Bottomley .....	3
1924 Rogers Hornsby .....	.424	1977 Keith Hernandez .....	3
<b>Highest Batting Average (Switch-Hitter)</b>		<b>Most Bases On Balls (Left-Handed)</b>	
1985 Willie McGee .....	.353	1949 Stan Musial .....	107

## CARDINALS' INDIVIDUAL RECORDS (CONTINUED)

### BATTING — SEASON (Continued)

<b>Most Bases On Balls (Right-Handed)</b>	<b>Fewest Grounded Into Double Plays</b>
1987 Jack Clark . . . . . 136	1965, 1969 Lou Brock . . . . . 2
<b>Most Bases On Balls (Switch-Hitter)</b>	<b>Most Game Winning RBI (Left-Handed)</b>
1910 Miller Huggins . . . . . 116	1982 Keith Hernandez . . . . . 21
<b>Most Intentional Bases On Balls</b>	<b>Most Game Winning RBI (Right-Handed)</b>
1958 Stan Musial . . . . . 26	1984 George Hendrick . . . . . 16
<b>Most Strikeouts (Left-Handed)</b>	<b>Most Game-Winning RBI (Switch-Hitter)</b>
1966 Lou Brock . . . . . 134	1985 Willie McGee . . . . . 17
<b>Most Strikeouts (Right-Handed)</b>	<b>Most Pinch-Hits (Left-Handed)</b>
1987 Jack Clark . . . . . 139	1970 Vic Davalillo . . . . . 24
<b>Fewest Strikeouts</b>	<b>Most Pinch-Hits (Right-Handed)</b>
1927 Frank Frisch (153 Games) . . . . . 10	1953 Peanuts Lowrey . . . . . 22
<b>Most Consecutive Games Hit Safely (Left-Handed)</b>	<b>Most Pinch-Hits (Switch-Hitter)</b>
1950 Stan Musial . . . . . 30	1962 Red Schoendienst . . . . . 22
<b>Most Consecutive Games Hit Safely (Right-Handed)</b>	<b>Most Hits By Pitcher</b>
1922 Rogers Hornsby . . . . . 33	1902 Mike O' Neill . . . . . 43
<b>Most Grounded Into Double Play</b>	<b>Most Home Runs By Pitcher</b>
1973 Ted Simmons . . . . . 29	1965, 1972 Bob Gibson . . . . . 5
	<b>Most Runs Batted In By Pitcher</b>
	1935 Dizzy Dean . . . . . 21

## ST. LOUIS CARDINALS — 1900-1987

### BATTING AVERAGE

1900 McGraw . . . . . 344	1939 Mize* . . . . . 349
1901 Burkett* . . . . . 382	1940 Mize . . . . . 314
1902 Donovan . . . . . 315	1941 Mize . . . . . 317
1903 Donovan . . . . . 327	1942 Slaughter . . . . . 318
1904 Beckley . . . . . 325	1943 Musial* . . . . . 357
1905 Smoot . . . . . 311	1944 Musial . . . . . 347
1906 Arndt . . . . . 270	1945 Kurowski . . . . . 323
1907 Murray . . . . . 262	1946 Musial* . . . . . 365
1908 Murray . . . . . 282	1947 Musial . . . . . 312
1909 Konetchy . . . . . 286	1948 Musial* . . . . . 376
1910 Konetchy . . . . . 302	1949 Musial . . . . . 338
1911 Evans . . . . . 294	1950 Musial* . . . . . 346
1912 Konetchy . . . . . 314	1951 Musial* . . . . . 355
1913 Oakes . . . . . 291	1952 Musial* . . . . . 336
1914 Miller . . . . . 290	1953 Schoendienst . . . . . 342
1915 Long . . . . . 294	1954 Musial . . . . . 330
1916 Hornsby . . . . . 313	1955 Musial . . . . . 319
1917 Hornsby . . . . . 327	1956 Musial . . . . . 310
1918 Fisher . . . . . 317	1957 Musial* . . . . . 351
1919 Hornsby . . . . . 318	1958 Musial . . . . . 337
1920 Hornsby* . . . . . 370	1959 Cunningham . . . . . 345
1921 Hornsby* . . . . . 397	1960 Boyer . . . . . 304
1922 Hornsby* . . . . . 401	1961 Boyer . . . . . 329
1923 Hornsby* . . . . . 384	1962 Musial . . . . . 330
1924 Hornsby* . . . . . 424	1963 Groat . . . . . 319
1925 Hornsby* . . . . . 403	1964 Brock . . . . . 348
1926 Bell . . . . . 325	1965 Flood . . . . . 310
1927 Frisch . . . . . 337	1966 Cepeda . . . . . 303
1928 Hafey . . . . . 337	1967 Flood . . . . . 335
1929 Hafey . . . . . 338	1968 Flood . . . . . 301
1930 Watkins . . . . . 373	1969 Brock . . . . . 298
1931 Hafey* . . . . . 349	1970 Torre . . . . . 325
1932 Orsatti . . . . . 336	1971 Torre* . . . . . 363
1933 Martin . . . . . 316	1972 Alou . . . . . 314
1934 Collins . . . . . 333	1973 Simmons . . . . . 310
1935 Medwick . . . . . 353	1974 McBride, Smith . . . . . 309
1936 Medwick . . . . . 351	1975 Simmons . . . . . 332
1937 Medwick* . . . . . 374	1976 Crawford . . . . . 304
1938 Mize . . . . . 337	1977 Templeton . . . . . 322
	1978 Hendrick . . . . . 288

\*Led League.

## ST. LOUIS CARDINALS — 1900-1987 (CONTINUED)

### BATTING AVERAGE (Continued)

1979 Hernandez*	.344
1980 Hernandez	.321
1981 Iorg	.327
1982 L. Smith	.307
1983 L. Smith	.321
1984 McGee	.291
1985 McGee*	.353
1986 Smith	.280
1987 Smith	.303

### RUNS

1900 Burkett	88
1901 Burkett*	139
1902 Donovan	70
1903 Farrell	83
1904 Shannon	84
1905 Shannon, Smoot	73
1906 Bennett	66
1907 Byrne, Holly	55
1908 Murray	64
1909 Konetchy	88
1910 Huggins	101
1911 Huggins	106
1912 Huggins	82
1913 Huggins, Konetchy	74
1914 Huggins	85
1915 Butler, Miller	73
1916 Bescher	78
1917 Hornsby	86
1918 Hornsby	51
1919 Hornsby	68
1920 Hornsby	96
1921 Hornsby*	131
1922 Hornsby*	141
1923 Smith	98
1924 Hornsby*	121
1925 Hornsby*	133
1926 Bottomley	98
1927 Frisch	112
1928 Bottomley	123
1929 Douthit	128
1930 Frisch	121
1931 Frisch	96
1932 Collins	82
1933 Martin*	122
1934 Collins	116
1935 Medwick	132
1936 Martin	121
1937 Medwick*	111
1938 Medwick	100
1939 Mize*	104
1940 Mize	111
1941 Moore	86
1942 Slaughter	100
1943 Musial	108
1944 Musial	112
1945 Adams	98
1946 Musial*	124
1947 Musial	113
1948 Musial*	135
1949 Musial	128
1950 Musial	105
1951 Musial*	124
1952 Hemus, Musial*	105
1953 Musial	127
1954 Musial*	120
1955 Musial	97
1956 Blasingame	94

1957 Blasingame	108
1958 Boyer	101
1959 Blasingame	90
1960 Boyer	95
1961 Boyer	109
1962 Flood	99
1963 Flood	112
1964 Boyer	100
1965 Brock	107
1966 Brock	94
1967 Brock*	113
1968 Brock	92
1969 Brock	97
1970 Brock	114
1971 Brock*	126
1972 Brock	81
1973 Brock	110
1974 Brock	105
1975 Simmons	80
1976 Brock	73
1977 Templeton	94
1978 Hernandez	90
1979 Hernandez*	116
1980 Hernandez*	111
1981 Hendrick	67
1982 L. Smith*	120
1983 L. Smith	83
1984 McGee	82
1985 McGee	114
1986 Coleman	94
1987 Coleman	121

### HITS

1900 Burkett	203
1901 Burkett*	228
1902 Barclay	163
1903 Smoot	148
1904 Beckley	179
1905 Smoot	166
1906 Bennett	156
1907 Byrne	143
1908 Murray	167
1909 Konetchy	165
1910 Konetchy	157
1911 Konetchy	165
1912 Konetchy	169
1913 Oakes	156
1914 Miller	166
1915 Long	149
1916 Hornsby	155
1917 Hornsby	171
1918 Paulette	126
1919 Hornsby	163
1920 Hornsby*	218
1921 Hornsby*	235
1922 Hornsby*	250
1923 Bottomley	194
1924 Hornsby*	227
1925 Bottomley*	227
1926 Bell	189
1927 Frisch	208
1928 Douthit	181
1929 Douthit	206
1930 Douthit	201
1931 Adams	178
1932 Collins	153
1933 Martin	189
1934 Collins	200
1935 Medwick	224

\*Led League.

## ST. LOUIS CARDINALS' — 1900-1987 (CONTINUED)

### HITS (Continued)

1936	Medwick*	233	1914	Miller, Wilson	27
1937	Medwick*	237	1915	Snyder	22
1938	Medwick	190	1916	Bescher	24
1939	Medwick	201	1917	Hornsby	24
1940	Mize	182	1918	Hornsby	19
1941	Brown	168	1919	McHenry	19
1942	Slaughter*	188	1920	Hornsby*	44
1943	Musial*	220	1921	Hornsby*	44
1944	Musial*	197	1922	Hornsby*	46
1945	Adams	169	1923	Bottomley	34
1946	Musial*	228	1924	Hornsby*	43
1947	Musial	183	1925	Bottomley*	44
1948	Musial*	230	1926	Bottomley*	40
1949	Musial*	207	1927	Bottomley, Frisch	31
1950	Musial*	192	1928	Hafey	46
1951	Musial	205	1929	Hafey	47
1952	Musial*	194	1930	Frisch	46
1953	Musial	200	1931	Adams*	46
1954	Musial	195	1932	Watkins	35
1955	Musial	179	1933	Medwick	40
1956	Musial	184	1934	Collins, Medwick	40
1957	Blasingame, Musial	176	1935	Medwick	46
1958	Boyer	175	1936	Medwick*	64
1959	Blasingame	178	1937	Medwick*	56
1960	Boyer	168	1938	Medwick*	47
1961	Boyer	194	1939	Slaughter*	52
1962	White	199	1940	Moore	33
1963	Groat	201	1941	Mize*	39
1964	Flood*	211	1942	Marion*	38
1965	Flood	191	1943	Musial*	48
1966	Brock	183	1944	Musial*	51
1967	Brock	206	1945	Sanders	29
1968	Flood	186	1946	Musial*	50
1969	Brock	195	1947	Slaughter	31
1970	Torre	203	1948	Musial*	46
1971	Torre*	230	1949	Musial*	41
1972	Brock	193	1950	Schoendienst*	43
1973	Brock	193	1951	Schoendienst	32
1974	Brock	194	1952	Musial*	42
1975	Simmons	193	1953	Musial*	53
1976	Simmons	159	1954	Musial*	41
1977	Templeton	200	1955	Musial	30
1978	Templeton	181	1956	Musial	33
1979	Templeton*	211	1957	Musial	38
1980	Hernandez	191	1958	Musial	35
1981	Hernandez	115	1959	Cimoli	40
1982	L. Smith	182	1960	Cunningham	28
1983	McGee	172	1961	White	28
1984	McGee	166	1962	White	31
1985	McGee*	216	1963	Groat*	43
1986	Smith	144	1964	White	37
1987	Smith	182	1965	Brock	35
			1966	Brock, Cepeda	24
			1967	Cepeda	37
			1968	Brock*	46
			1969	Brock	33
			1970	Cardenal	32
1900	Keister	26	1971	Brock	37
1901	Wallace	34	1972	Simmons	36
1902	Smoot	19	1973	Simmons	36
1903	Farrell	25	1974	Simmons	33
1904	Brain	24	1975	Simmons	32
1905	Smoot	21	1976	Simmons	35
1906	Beckley, Bennett	16	1977	Hernandez	41
1907	Holly	18	1978	Simmons	40
1908	Konetchy, Murray	19	1979	Hernandez*	48
1909	Konetchy	23	1980	Hernandez	39
1910	Mowrey	24	1981	Hernandez	27
1911	Konetchy*	38	1982	L. Smith	35
1912	Konetchy	26	1983	Hendrick	33
1913	Konetchy, Mowrey	18			

\*Led League

## ST. LOUIS CARDINALS' — 1900-1987 (CONTINUED)

### DOUBLES (Continued)

1984 Hendrick	28
1985 Herr	38
1986 Herr	30
1987 Smith	40

### TRIPLES

1900 Burkett	12
1901 Burkett	17
1902 Krueger	8
1903 Brain	15
1904 Brain	12
1905 Smoot	16
1906 Smoot	10
1907 Murray	10
1908 Murray	15
1909 Konetchy	14
1910 Konetchy	16
1911 Evans, Konetchy	13
1912 Konetchy	13
1913 Konetchy	17
1914 Wilson	12
1915 Long*	25
1916 Hornsby	15
1917 Hornsby*	17
1918 Hornsby	11
1919 McHenry	11
1920 Hornsby	20
1921 Hornsby*	18
1922 Hornsby	14
1923 Bottomley	14
1924 Hornsby	14
1925 Bottomley	12
1926 Bell, Bottomley	14
1927 Bottomley	15
1928 Bottomley*	20
1929 Bottomley, Frisch	12
1930 Hafey	12
1931 Watkins	13
1932 Gelbert	9
1933 Martin	12
1934 Medwick*	18
1935 Medwick	13
1936 Medwick	13
1937 Gutteridge, Medwick	10
1938 Mize*	16
1939 Mize	14
1940 Mize, Slaughter	13
1941 Hopp	11
1942 Slaughter*	17
1943 Musial*	20
1944 Musial	14
1945 Hopp, Verban	8
1946 Musial*	20
1947 Musial, Slaughter	13
1948 Musial*	18
1949 Musial, Slaughter*	13
1950 Schoendienst	9
1951 Musial*	12
1952 Slaughter	12
1953 Hemus	11
1954 Moon, Musial	9
1955 Moon	8
1956 Moon	11
1957 Dark	8
1958 Blasingame	10
1959 White	9
1960 Boyer, White	10
1961 Boyer, White	11

1962 Boyer, Flood, Javier	5
1963 Groat	11
1964 Boyer	10
1965 Brock	8
1966 McCarver*	13
1967 Brock	12
1968 Brock	14
1969 Brock	10
1970 Torre	9
1971 Torre	8
1972 Brock	8
1973 Brock	8
1974 Smith	9
1975 McBride	9
1976 Tyson	9
1977 Templeton*	18
1978 Templeton*	13
1979 Templeton*	19
1980 Templeton	9
1981 Herr	9
1982 McGee, L. Smith	8
1983 Green	10
1984 McGee	11
1985 McGee*	18
1986 Coleman	8
1987 McGee	11

### HOME RUNS

1900 Donlin	10
1901 Burkett	10
1902 Barclay, Smooth	3
1903 Smooth	4
1904 Brain	7
1905 Grady, Smoot	4
1906 Grady	3
1907 Murray	7
1908 Murray	7
1909 Konetchy	4
1910 Ellis	4
1911 Konetchy	6
1912 Konetchy	8
1913 Konetchy	7
1914 Wilson	9
1915 Bescher	4
1916 Bescher, Hornsby, Smith	6
1917 Hornsby	8
1918 Cruise	6
1919 Hornsby	8
1920 McHenry	10
1921 Hornsby	21
1922 Hornsby*	42
1923 Hornsby	17
1924 Hornsby	25
1925 Hornsby*	39
1926 Bottomley	19
1927 Bottomley	19
1928 Bottomley*	31
1929 Bottomley, Hafey	29
1930 Hafey	26
1931 Hafey	16
1932 Collins	21
1933 Medwick	18
1934 Collins*	35
1935 Collins, Medwick	23
1936 Mize	19
1937 Medwick*	31
1938 Mize	27
1939 Mize*	28
1940 Mize*	43

\*Led League.

## ST. LOUIS CARDINALS' — 1900-1987 (CONTINUED)

### HOME RUNS (Continued)

1941 Mize	16	1919 Hornsby	71
1942 Slaughter	13	1920 Hornsby*	94
1943 Kurowski, Musial	13	1921 Hornsby*	126
1944 Kurowski	20	1922 Hornsby*	152
1945 Kurowski	21	1923 Stock	96
1946 Slaughter	18	1924 Bottomley	111
1947 Kurowski	27	1925 Hornsby*	143
1948 Musial	39	1926 Bottomley*	120
1949 Musial	36	1927 Bottomley	124
1950 Musial	28	1928 Bottomley*	136
1951 Musial	32	1929 Bottomley	137
1952 Musial	21	1930 Frisch	114
1953 Musial	30	1931 Haley	95
1954 Musial	35	1932 Collins	91
1955 Musial	33	1933 Medwick	98
1956 Musial	27	1934 Collins	116
1957 Musial	29	1935 Medwick	126
1958 Boyer	23	1936 Medwick*	138
1959 Boyer	28	1937 Medwick*	154
1960 Boyer	32	1938 Medwick*	122
1961 Boyer	24	1939 Medwick	117
1962 Boyer	24	1940 Mize*	137
1963 White	27	1941 Mize	100
1964 Boyer	24	1942 Slaughter	98
1965 White	24	1943 Cooper, Musial	81
1966 Cepeda	17	1944 Sanders	102
1967 Cepeda	25	1945 Kurowski	102
1968 Cepeda	16	1946 Slaughter*	130
1969 Torre	18	1947 Kurowski	104
1970 Allen	34	1948 Musial*	131
1971 Torre	24	1949 Musial	123
1972 Simmons	16	1950 Musial	109
1973 Simmons, Torre	13	1951 Musial	108
1974 Smith	23	1952 Slaughter	101
1975 Smith	19	1953 Musial	113
1976 Cruz	13	1954 Musial	126
1977 Simmons	21	1955 Musial	108
1978 Simmons	22	1956 Musial*	109
1979 Simmons	26	1957 Ennis	105
1980 Hendrick	25	1958 Boyer	90
1981 Hendrick	18	1959 Boyer	94
1982 Hendrick	19	1960 Boyer	97
1983 Hendrick	18	1961 Boyer	95
1984 Green	15	1962 White	102
1985 Clark	22	1963 Boyer	111
1986 Van Slyke	13	1964 Boyer*	119
1987 Clark	35	1965 Flood	83
		1966 Flood	78
		1967 Cepeda	111
		1968 Shannon	79
		1969 Torre	101
		1970 Allen	101
		1971 Torre*	137
		1972 Simmons	96
		1973 Simmons	91
		1974 Simmons	103
		1975 Simmons	100
		1976 Simmons	75
		1977 Simmons	95
		1978 Simmons	80
		1979 Hernandez	105
		1980 Hendrick	109
		1981 Iorg	61
		1982 Hendrick	104
		1983 Hendrick	97
		1984 Hendrick	69
		1985 Herr	110
		1986 Herr, Van Slyke	61
		1987 Clark	106

### RBI

1900 Keister	72
1901 Wallace	91
1902 Barclay	53
1903 Brain	60
1904 Brain	72
1905 Smoot	58
1906 Beckley	44
1907 Murray	46
1908 Murray	62
1909 Konetchy	80
1910 Konetchy	78
1911 Konetchy	88
1912 Konetchy	82
1913 Konetchy	68
1914 Miller	88
1915 Miller	72
1916 Hornsby	65
1917 Hornsby	66
1918 Hornsby	60

\*Led League.

## ST. LOUIS CARDINALS' — 1900-1987 (CONTINUED)

### STOLEN BASES

1900 Donovan*	45	1944 Hopp	15
1901 Heidrick	32	1945 Schoendienst*	26
1902 Donovan	34	1946 Schoendienst, Walker	12
1903 Burke	28	1947 Schoendienst	6
1904 Shay	36	1948 Musial	7
1905 Shannon	27	1949 Schoendienst	8
1906 Bennett	20	1950 Glaviano	6
1907 Murray	23	1951 Hemus, Slaughter	7
1908 Murray	48	1952 Schoendienst	9
1909 Konetchy	25	1953 Slaughter	4
1910 Huggins	34	1954 Moon	18
1911 Huggins	37	1955 Boyer	22
1912 Huggins	35	1956 Moon	12
1913 Konetchy	27	1957 Blasingame	21
1914 Dolan	42	1958 Blasingame	20
1915 Bescher, Miller	27	1959 Blasingame, White	15
1916 Bescher	39	1960 Javier	19
1917 Smith	25	1961 Javier	11
1918 Baird	25	1962 Javier	26
1919 Smith	30	1963 Javier	18
1920 Fournier	26	1964 Brock	33
1921 Fournier	20	1965 Brock	63
1922 Smith	18	1966 Brock*	74
1923 Smith	32	1967 Brock*	52
1924 Smith	24	1968 Brock*	62
1925 Smith	20	1969 Brock*	53
1926 Douthit	23	1970 Brock	51
1927 Frisch*	48	1971 Brock*	64
1928 Frisch	29	1972 Brock*	63
1929 Frisch	24	1973 Brock*	70
1930 Frisch	15	1974 Brock*	118
1931 Frisch*	28	1975 Brock	56
1932 Frisch, Watkins	18	1976 Brock	56
1933 Martin*	26	1977 Brock	35
1934 Martin*	23	1978 Templeton	34
1935 Martin	20	1979 Scott	37
1936 Martin*	23	1980 Templeton	31
1937 Moore	13	1981 Herr	23
1938 Gutteridge	14	1982 L. Smith	68
1939 4 Tied	6	1983 L. Smith	43
1940 Moore	18	1984 L. Smith	50
1941 Hopp	15	1985 Coleman*	110
1942 Hopp	14	1986 Coleman*	107
1943 Klein, Musial	9	1987 Coleman*	109

\*Led League.

### CARDINALS' ALL-TIME FIELDING TEAM

POS.	PLAYER	YEAR	G	TC	E	PCT
1B	Keith Hernandez	1981	98	1143	3	.997
2B	Tom Herr	1984	144	786	6	.992
SS	Ozzie Smith	1987	158	771	10	.987
3B	Ken Reitz	1977	157	450	9	.980
OF	Curt Flood	1966	159	396	0	1.000
OF	Tony Scott	1980	134	330	1	.997
OF	Johnny Hopp	1944	131	310	1	.997
C	Tim McCarver	1967	130	889	3	.997

## CARDINALS' INDIVIDUAL RECORDS

### PITCHING SEASON

<b>Most Games (Right-handed)</b>	<b>Most Consecutive Games Won (Right-Handed)</b>
1987 Todd Worrell ..... 75	1968 Bob Gibson ..... 15
<b>Most Games (Left-Handed)</b>	<b>Most Consecutive Games Won (Left-Handed)</b>
1976 Al Hrabosky ..... 68	1985 John Tudor ..... 11
<b>Most Games Started (Right-Handed)</b>	<b>Most Consecutive Games Lost</b>
1911 Bob Harmon ..... 41	1938 Bill McGee ..... 9
<b>Most Games Started (Left-Handed)</b>	1951 Tom Poholsky ..... 9
1920 Ferdie Schupp ..... 37	1978 Bob Forsch ..... 9
<b>Most Complete Games (Right-Handed)</b>	<b>Most Shutouts (Right-Handed)</b>
1904 Jack Taylor ..... 39	1968 Bob Gibson ..... 13
<b>Most Complete Games (Left-Handed)</b>	<b>Most Shutouts (Left-Handed)</b>
1900 Cowboy Jones ..... 29	1985 John Tudor ..... 10
<b>Most Games Finished (Right-Handed)</b>	<b>Most 1-0 Shutouts, Won</b>
1984 Bruce Sutter ..... 63	1968 Bob Gibson ..... 4
<b>Most Games Finished (Left-Handed)</b>	<b>Most Hits Allowed (Right-Handed)</b>
1976 Al Hrabosky ..... 45	1901 Jack Powell ..... 351
<b>Most Innings (Right-Handed)</b>	<b>Most Hits Allowed (Left-Handed)</b>
1907 Grant McGlynn ..... 352½	1900 Cowboy Jones ..... 334
<b>Most Innings (Left-Handed)</b>	<b>Most Runs Allowed (Right-Handed)</b>
1907 Ed Karger ..... 310	1900 Jack Powell ..... 194
<b>Most Games Won (Right-Handed)</b>	<b>Most Runs Allowed (Left-Handed)</b>
1934 Dizzy Dean ..... 30	1900 Cowboy Jones ..... 185
<b>Most Games Won (Left-Handed)</b>	<b>Most Earned Runs (Right-Handed)</b>
1928 Bill Sherdel ..... 21	1900 Jack Powell ..... 142
1946 Howie Pollet ..... 21	<b>Most Earned Runs (Left-Handed)</b>
1985 John Tudor ..... 21	1929 Bill Sherdel ..... 129
<b>Most Games Lost (Right-Handed)</b>	<b>Most Walks (Right-Handed)</b>
1907 Grant McGlynn ..... 25	1911 Bob Harmon ..... 181
1908 Art Raymond ..... 25	<b>Most Walks (Left-Handed)</b>
<b>Most Games Lost (Left-Handed)</b>	1920 Ferdie Schupp ..... 127
1900 Cowboy Jones ..... 19	<b>Most Strikeouts (Right-Handed)</b>
1908 Johnny Lush ..... 19	1970 Bob Gibson ..... 274
1970 Steve Carlton ..... 19	<b>Most Strikeouts (Left-Handed)</b>
<b>Lowest Earned Run Average (Right-Handed)</b>	1969 Steve Carlton ..... 219
1968 Bob Gibson ..... 1.12	<b>Most Hit Batsman (Right-Handed)</b>
<b>Lowest Earned Run Average (Left-Handed)</b>	1953 Gerry Staley ..... 17
1943 Howie Pollet ..... 1.75	<b>Most Hit Batsman (Left-Handed)</b>
<b>Highest Winning Percentage (Right-Handed)</b>	1919 Jackie May ..... 14
1934 Dizzy Dean (30-7) ..... .811	<b>Most Wild Pitches (Right-Handed)</b>
<b>Highest Winning Percentage (Left-Handed)</b>	1907, 1909 Fred Beebe ..... 15
1987 John Tudor (10-2) ..... .833	<b>Most Wild Pitches (Left-Handed)</b>
<b>Most Saves (Right-Handed)</b>	1984 Dave LaPoint ..... 15
1984 Bruce Sutter ..... 45	<b>Most Home Runs</b>
<b>Most Saves (Left-Handed)</b>	1948 Murry Dickson ..... 39
1975 Al Hrabosky ..... 22	

### ATTENDANCE STREAK

The Cardinals drew 3,072,211 paid fans during the 1987 season to Busch Stadium. It marked the sixth year in a row they've passed 2,000,000 and the first that they drew 3,000,000. It also marked the 25th consecutive year they have passed the 1,000,000 level — the only other team that can make that statement is the Los Angeles Dodgers, who have done it every year since they moved to L.A. in 1958.

## HOME RUNS VS CARDINALS AT BUSCH STADIUM 1966-1987

Year	ATL	CHI	CIN	HOU	LA**MTL	NY	PHI	PIT	**SD	SF	Total	
1966*	10	5	10	4	3	—	4	3	3	—	6	48
1967	9	5	5	4	5	—	6	7	7	—	6	54
1968	4	3	2	4	5	—	3	4	4	—	5	34
1969	7	2	8	2	1	2	6	5	6	2	2	43
1970	4	4	3	5	3	1	2	4	9	4	5	44
1971	1	7	2	6	1	3	3	8	7	3	8	49
1972	4	4	3	6	1	3	6	3	2	3	3	38
1973	6	1	3	1	1	2	3	1	7	3	2	30
1974	4	6	1	4	4	6	8	5	6	1	2	47
1975	1	7	5	3	3	7	2	3	5	1	2	39
1976	1	1	4	2	9	2	6	4	6	3	2	40
1977	2	2	5	1	6	9	2	7	8	4	5	51
1978	2	2	6	4	2	2	2	2	3	2	4	31
1979	3	8	6	4	9	6	4	9	6	2	8	65
1980	8	7	3	1	2	8	1	0	2	3	4	39
1981***	1	5	1	1	3	3	1	5	4	2	0	26
1982	3	2	3	3	4	5	9	8	5	1	5	48
1983	2	10	2	4	8	5	4	6	12	3	1	57
1984	4	2	2	4	0	5	6	4	8	4	2	41
1985	2	4	3	4	4	6	6	5	4	2	0	40
1986	3	9	4	3	7	6	9	10	7	2	3	63
1987	6	4	7	3	8	4	6	8	1	4	9	60
<b>TOTALS</b>	<b>87</b>	<b>100</b>	<b>88</b>	<b>73</b>	<b>89</b>	<b>85</b>	<b>99</b>	<b>111</b>	<b>122</b>	<b>49</b>	<b>84</b>	<b>987</b>

\*First game in Stadium was May 12, 1966.

\*\*Joined League in 1969.

\*\*\*Strike-shortened season.

## CARDINALS' BEST/WORST SEASON RECORD VS EACH OPPONENT SINCE 1969

Team	Best Home	Worst Home	Best Road	Worst Road	Best Overall	Worst Overall
ATL	6-0 1977	1-3 1981	5-1 1976,77,85,87	1-5 1974	11-1 1977	3-9 1974
CHI	7-2 1977,85	1-8 1978	7-2 1974,85	2-7 1976,78,84	14-4 1985	3-15 1978
CIN	3-0 1981	1-5 1972	2-0 1981	1-5 1970,71, 72,75	5-0 1981	2-10 1972
HOU	6-0 1983	1-5 1970	5-1 1970,71,75	1-5 1974,76	10-2 1971,83	3-9 1976
LA	5-1 1969,77,87	1-5 1970	4-2 1969,70,87	0-6 1976	9-3 1969,87	2-10 1976
MTL	5-1 1981	3-6 1975,86	7-2 1971	1-8 1977,80	14-4 1971	6-12 1977,80
NY	8-1 1983	1-8 1986	8-1 1979,82	1-4 1981	12-6 1974,82,83	6-12 1969,70,86
PHI	7-2 1973,84	2-7 1983	6-3 1969,71,74, 79,86	2-7 1973 77,83	12-6 1986	4-14 1983
PIT	9-0 1985	2-7 1970,71	8-1 1984	2-7 1972,76	15-3 1985	6-12 1970,76
SD	5-1 1972,74, 75,86	3-3 6 Times	5-1 1970,73	0-6 1977,78	7-3 1981	3-9 1978
SF	5-1 1975,79, 83,85,86	1-5 1984	5-1 1969,72,85	1-5 1978,80	10-2 1985	3-9 1978

## THE LAST TIME IT HAPPENED

### STEAL HOME

Andy Van Slyke, September 26, 1985 vs Philadelphia at Busch Stadium as part of a double steal. . . Last straight steal of home, Ozzie Smith, August 20, 1983 vs Houston at Busch Stadium.

### OPPONENT STEAL HOME

Leon Durham, June 10, 1984 vs Chicago at Busch Stadium as part of a triple steal.

### CARDINAL HIT INSIDE-THE-PARK HOME RUN

Andy Van Slyke at Montreal, first inning with one man on, September 21, 1986 off Jay Tibbs.

### OPPONENT HIT INSIDE-THE-PARK HOME RUN

Ken Landreaux, Los Angeles Dodgers, first inning with one on, July 6, 1985 off Kurt Kepshire.

### NO-HITTER

Bob Forsch vs Montreal at St. Louis, September 26, 1983, 3-0.

### NO-HITTER VS CARDINALS

David Palmer (Montreal Expos) vs Cards in St. Louis on April 21, 1984, 4-0, in five inning rain-shortened game. . . Last nine inning no-hitter, Tom Seaver (Cincinnati Reds) vs Cards at Cincinnati on June 16, 1978, 4-0.

### TRIPLE PLAY

Jeff Doyle — Ozzie Smith — Jim Adduci — Jeff Doyle, Ken Oberkfell vs Montreal, 4th inning, September 27, 1983 in St. Louis. Andre Dawson hit into it. Steve Baker was pitching.

### TRIPLE PLAY VS CARDINALS

Chicago Cubs, August 8, 1985 at St. Louis, 8th inning. Terry Pendleton lined to Leon Durham, to Chris Speier, to Ryne Sandberg, back to Durham to Bob Dernier. George Frazier was pitching.

### CARDINAL HIT FOR THE CYCLE

Willie McGee vs Chicago at Chicago on June 23, 1984.

### OPPONENT HIT FOR CYCLE

Candy Maldonado at St. Louis on May 4, 1987.

### CARDINAL HIT 3 HOME RUNS IN A GAME

Reggie Smith at Philadelphia, May 22, 1976.

### OPPONENT HIT 3 HOME RUNS IN A GAME

Larry Parrish, Montreal at St. Louis, May 29, 1977.

### PINCH-HIT GRAND SLAM HOME RUN

Cesar Cedeño (off Gene Garber) at St. Louis, 6th inning, September 6, 1985.

### OPPONENT PINCH-HIT GRAND SLAM HOME RUN

Champ Summers (off Bob Forsch) at San Diego, April 10, 1984.

### PINCH-HIT HOME RUN

Jose Oquendo, July 25, 1987 at San Francisco, seventh inning with one on, off Craig Lefferts.

### OPPONENT PINCH-HIT HOME RUN:

San Francisco's Bob Brenly (off Rick Horton) at San Francisco, May 12, 1987 with two on.

### BACK-TO-BACK HOME RUNS

Jack Clark and Willie McGee in St. Louis, 5th inning, July 8, 1987 off Fernando Valenzuela.

### OPPONENTS BACK-TO-BACK HOME RUNS

Mike Schmidt and Lance Parrish (off Greg Mathews) in St. Louis, first inning, August 14, 1987.

### HOME RUN BY CARDINAL PITCHER

Joe Magrane, September 19, 1987 vs Chicago off Scott Sanderson, with one on.

### OPPONENTS HOME RUN BY PITCHER

Rick Rhoden (off Dan Cox) on September 30, 1986 in St. Louis in fifth inning, solo homer.

### LEAD OFF HOME RUN

Curt Ford (off Charles Hudson) at Philadelphia on June 20, 1986.

### BACK-TO-BACK SHUTOUTS BY ST. LOUIS

Joe Magrane (Game #1); Greg Mathews and Todd Worrell combined shutout (Game #2) vs Montreal on September 29, 1987 (DH).

### BACK-TO-BACK SHUTOUTS VS ST. LOUIS

Fernando Valenzuela and Doug Bird at Los Angeles on September 6, 1981 and vs Chicago on September 7, 1981.

## CARDINALS UPCOMING MILESTONES

### VINCE COLEMAN needs

- 44 games for 500
- 11 hits for 500
- 74 stolen bases for 400

### TIM CONROY needs

- 33 innings for 500

### DANNY COX needs

- 11 games for 150
- 100-1/3 innings for 1000
- 54 strikeouts for 500

### KEN DAYLEY needs

- 6 games for 200
- 28 strikeouts for 300

### JOSE DeLEON needs

- 20-2/3 innings for 500 in NL
- 235-2/3 innings for 1000
- 69 strikeouts for 500 in NL

### CURT FORD needs

- 15 games for 200
- 46 at-bats for 500
- 42 RBI for 100

### BOB FORSCH needs

- 2 shutouts for 20
- 25 games for 450
- 22 hits for 200

### DAVID GREEN needs

- 11 games for 500
- 126 hits for 500
- 102 at-bats for 1500

### TOM HERR needs

- 328 at-bats for 4000
- 6 runs for 500
- 1 stolen base for 150

### BOB HORNER needs

- 40 games for 1000
- 35 homers for 250
- 6 hits for 1000
- 48 RBI for 700

### MIKE LAGA needs

- 38 hits for 100

### STEVE LAKE needs

- 69 games for 300
- 5 runs for 50

### TOM LAWLESS needs

- 17 hits for 100

### JIM LINDEMAN needs

- 25 games for 100
- 57 hits for 100

### GREG MATHEWS needs

- 25 strikeouts for 200
- 157 innings for 500

### WILLIE MCGEE needs

- 17 hits for 1000
- 12 triples for 75
- 7 HR for 50
- 3 stolen bases for 200

### JOHN MORRIS needs

- 35 hits for 100
- 60 games for 200

### JOSE OQUENDO needs

- 107 games for 500
- 76 hits for 300
- 36 RBI for 100

### TONY PENA needs

- 83 games for 1000
- 97 hits for 1000
- 8 GWRBI for 50

### TERRY PENDLETON needs

- 18 at-bats for 2000
- 43 RBI for 300
- 19 SB for 100

### OZZIE SMITH needs

- 8 triples for 50
- 51 RBI for 500
- 149 hits for 1500
- 3 GWRBI for 50
- 25 games for 1500

### JOHN TUDOR needs

- 5 wins for 100
- 30 games for 250
- 171 strikeouts for 1000

### LEE TUNNELL needs

- 29 innings for 500
- 27 strikeouts for 300

### TODD WORRELL needs

- 34 games for 200
- 26 saves for 100
- 18 strikeouts for 200

## RECENT TEAM HIGHS & LOWS — 1970-1987

### WINNING STREAK

9 Games ..... 7/3-10/87  
 12 Games ..... 4/10-23/82

### LOSING STREAK

10 Games ..... 5/15-25/80  
 11 Games ..... 5/12-23/78

### MOST INNINGS - GAME

17 ..... 6/27/86 vs PHI  
 18 ..... 5/27/83 at HOU  
 25 ..... 9/11/74 at NY

### MOST RUNS INNING - CARDINALS

9 ..... 6/16/87 vs PIT  
 10 ..... 5/31/82 vs SF

### MOST RUNS INNING - OPPONENT

9 ..... 6/8/86 vs CHI  
 11 ..... 9/24/81 vs PHI

### MOST RUNS GAME - CARDINALS

17 ..... 5/7/87 at SD  
 21 ..... 4/27/77 at CHI

### MOST RUNS GAME - OPPONENT

17 ..... 8/20/85 at HOU  
 19 ..... 9/21/74 vs CHI

### MOST HITS GAME - CARDINALS

18 ..... 5/28/87 vs ATL  
 20 ..... 5/8/86 vs SD  
 22 ..... 7/1/83 at PIT  
 23 ..... 8/21/78 at CIN

### MOST HITS GAME - OPPONENT

21 ..... 5/4/87 vs SF  
 23 ..... 4/22/80 at CHI

## 1988 CARDINALS' TELEVISION SCHEDULE

Day/Date	Opponent	Time	Carrier
Monday, April 4	at Cincinnati	1:05 p.m.	KPLR
Saturday, April 9	Pittsburgh	7:05 p.m.	Cencom
Monday, April 11	Chicago	7:35 p.m.	Cencom
Tuesday, April 12	Chicago	7:35 p.m.	Cencom
Friday, April 15	at New York	6:35 p.m.	KPLR
Saturday, April 16	at New York	12:20 p.m.	NBC
Sunday, April 17	at New York	12:35 p.m.	KPLR
Wednesday, April 20	at Pittsburgh	6:05 p.m.	KPLR
Friday, April 22	New York	7:35 p.m.	Cencom
Saturday, April 23	New York	7:05 p.m.	Cencom
Tuesday, April 26	at San Diego	9:05 p.m.	KPLR
Friday, April 29	at Los Angeles	9:05 p.m.	KPLR
Saturday, April 30	at Los Angeles	9:05 p.m.	KPLR
Sunday, May 1	at Los Angeles	3:05 p.m.	KPLR
Monday, May 2	at San Francisco	9:35 p.m.	KPLR
Friday, May 6	Los Angeles	7:35 p.m.	Cencom
Saturday, May 7	Los Angeles	7:05 p.m.	Cencom
Tuesday, May 10	San Diego	7:35 p.m.	Cencom
Wednesday, May 11	San Francisco	7:35 p.m.	Cencom
Friday, May 13	Atlanta	7:35 p.m.	Cencom
Saturday, May 14	Atlanta	7:05 p.m.	Cencom
Wednesday, May 18	at Chicago	1:20 p.m.	KPLR
Thursday, May 19	at Chicago	3:20 p.m.	KPLR
Friday, May 20	Houston	7:35 p.m.	Cencom
Saturday, May 21	Houston	7:05 p.m.	Cencom
Monday, May 23	Cincinnati	7:35 p.m.	Cencom
Tuesday, May 24	Cincinnati	7:35 p.m.	Cencom
Friday, May 27	at Atlanta	6:40 p.m.	KPLR
Saturday, May 28	at Atlanta	1:20 p.m.	NBC
Sunday, May 29	at Atlanta	1:10 p.m.	KPLR
Tuesday, May 31	at Houston	7:35 p.m.	KPLR
Wednesday, June 1	at Houston	7:35 p.m.	KPLR
Thursday, June 2	at Philadelphia	6:35 p.m.	KPLR
Friday, June 3	at Philadelphia	6:35 p.m.	KPLR
Saturday, June 4	at Philadelphia	6:05 p.m.	KPLR
Sunday, June 5	at Philadelphia	12:35 p.m.	KPLR
Tuesday, June 7	New York	7:35 p.m.	Cencom
Wednesday, June 8	New York	7:35 p.m.	Cencom
Friday, June 10	Chicago	7:35 p.m.	Cencom
Saturday, June 11	Chicago	7:05 p.m.	Cencom
Sunday, June 12	Chicago	1:15 p.m.	Cencom
Tuesday, June 14	at New York	6:35 p.m.	KPLR
Wednesday, June 15	at New York	6:35 p.m.	KPLR
Friday, June 17	at Pittsburgh	6:35 p.m.	KPLR
Saturday, June 18	at Pittsburgh	6:05 p.m.	KPLR
Sunday, June 19	at Pittsburgh	12:35 p.m.	KPLR
Tuesday, June 21	at Montreal	6:35 p.m.	KPLR
Thursday, June 23	Philadelphia	7:35 p.m.	Cencom
Friday, June 24	Philadelphia	7:35 p.m.	Cencom
Saturday, June 25	Philadelphia	7:05 p.m.	Cencom
Tuesday, June 28	Montreal	7:35 p.m.	Cencom
Wednesday, June 29	Montreal	7:35 p.m.	Cencom
Friday, July 1	at San Diego	9:05 p.m.	KPLR
Saturday, July 2	at San Diego	9:05 p.m.	KPLR
Sunday, July 3	at San Diego	3:05 p.m.	KPLR
Monday, July 4	at Los Angeles	7:10 p.m.	ABC
Tuesday, July 5	at Los Angeles	9:35 p.m.	KPLR
Wednesday, July 6	at Los Angeles	9:35 p.m.	KPLR
Saturday, July 9	at San Francisco	3:05 p.m.	KPLR
Sunday, July 10	at San Francisco	3:05 p.m.	KPLR
Thursday, July 14	San Diego	7:35 p.m.	Cencom
Friday, July 15	San Diego	7:35 p.m.	Cencom
Saturday, July 16	San Diego	7:05 p.m.	Cencom
Tuesday, July 19	Los Angeles	7:35 p.m.	Cencom
Thursday, July 21	San Francisco	7:35 p.m.	Cencom
Friday, July 22	San Francisco	7:35 p.m.	Cencom
Saturday, July 23	San Francisco	1:20 p.m.	NBC
Tuesday, July 26	Pittsburgh	7:35 p.m.	Cencom
Wednesday, July 27	Pittsburgh	7:35 p.m.	Cencom
Thursday, July 28	at Montreal	6:35 p.m.	KPLR

## 1988 CARDINALS' TELEVISION SCHEDULE (CONTINUED)

Day/Date	Opponent	Time	Carrier
Friday, July 29	at Montreal	6:35 p.m.	KPLR
Saturday, July 30	at Montreal	6:35 p.m.	KPLR
Sunday, July 31	at Montreal	12:35 p.m.	KPLR
Tuesday, August 2	Philadelphia	7:35 p.m.	Cencom
Wednesday, August 3	Philadelphia	7:35 p.m.	Cencom
Friday, August 5	Montreal	7:35 p.m.	Cencom
Saturday, August 6	Montreal	1:20 p.m.	NBC
Monday, August 8	Montreal	7:35 p.m.	Cencom
Wednesday, August 10	at Philadelphia	6:35 p.m.	KPLR
Saturday, August 13	at Chicago	1:20 p.m.	NBC
Sunday, August 14	at Chicago	1:20 p.m.	KPLR
Tuesday, August 16	Houston	7:35 p.m.	Cencom
Wednesday, August 17	Houston	7:35 p.m.	Cencom
Thursday, August 18	Houston	7:35 p.m.	Cencom
Friday, August 19	Cincinnati	7:35 p.m.	Cencom
Saturday, August 20	Cincinnati	1:20 p.m.	NBC
Tuesday, August 23	Atlanta	7:35 p.m.	Cencom
Wednesday, August 24	Atlanta	7:35 p.m.	Cencom
Friday, August 26	at Cincinnati	6:35 p.m.	KPLR
Sunday, August 28	at Cincinnati	1:15 p.m.	KPLR
Monday, August 29	at Atlanta	6:40 p.m.	KPLR
Tuesday, August 30	at Atlanta	6:40 p.m.	KPLR
Wednesday, August 31	at Atlanta	6:40 p.m.	KPLR
Friday, September 2	at Houston	7:35 p.m.	KPLR
Saturday, September 3	at Houston	7:35 p.m.	KPLR
Sunday, September 4	at Houston	1:35 p.m.	KPLR
Tuesday, September 6	Montreal	7:35 p.m.	Cencom
Wednesday, September 7	Philadelphia	7:35 p.m.	Cencom
Thursday, September 8	Philadelphia	7:35 p.m.	Cencom
Friday, September 9	Chicago	7:35 p.m.	Cencom
Monday, September 12	at Montreal	6:35 p.m.	KPLR
Tuesday, September 13	at Montreal	6:35 p.m.	KPLR
Wednesday, September 14	at Philadelphia	6:35 p.m.	KPLR
Friday, September 16	at Chicago	1:20 p.m.	KPLR
Sunday, September 18	at Chicago	1:20 p.m.	KPLR
Monday, September 19	Pittsburgh	7:35 p.m.	Cencom
Tuesday, September 20	Pittsburgh	7:35 p.m.	Cencom
Friday, September 23	New York	7:35 p.m.	Cencom
Tuesday, September 27	at Pittsburgh	6:05 p.m.	KPLR
Wednesday, September 28	at Pittsburgh	6:05 p.m.	KPLR
Friday, September 30	at New York	6:35 p.m.	KPLR
Sunday, October 2	at New York	12:35 p.m.	KPLR

NOTE: All times listed are Central Time. Some additional games may be selected by NBC and ABC, and schedule overall is subject to change.

## CARDINALS' BROADCASTING — 1988 RADIO

KMOX-Radio, St. Louis, will once again be the flagship station for a network of approximately 125 stations covering surrounding states, broadcasting all 1988 games with commentary by Jack Buck and Mike Shannon.

### TELEVISION

KPLR (Channel 11), St. Louis, will televise 55 Cardinal road games locally, and selected games will be fed to a network.

CENCOM CABLE system will televise 50 Cardinal home games on a pay-per-view basis. The CENCOM games also will be available on a pay basis to other cable systems in the St. Louis area.

## CARDINALS' BROADCASTERS



### JACK BUCK

Jack Buck has kept baseball fans spellbound with his diction and quick wit since he joined the Cardinals' broadcasting team in 1954. Buck was paid the ultimate compliment for his skills in 1987 when he is inducted into the broadcast wing of Baseball's Hall of Fame, as the Ford C. Frick Award winner.

The native of Holyoke, MA, who received a Bachelor of Arts degree from Ohio State, got his start in baseball, broadcasting the play-by-play for St. Louis' minor league clubs at Columbus and Rochester.

Jack, KMOX's sports director, has been involved at one time or another in the broadcasting of almost every sports event imaginable. He has received much acclaim for his work as the voice of the National Football League and also handled the first telecast of the old American Football League.




### MIKE SHANNON

Mike Shannon enters his 17th season in the Cardinals' broadcast booth. His nine years as a Cardinal player and one-year in the front office of the Redbirds gives Mike a unique insight to his commentary and color, which is only heightened by the zeal for the game.

The 48-year-old native of St. Louis, first made it to the big leagues in 1962 and went on to star on the Cardinals' World Championship teams of 1964 and 1967 and their National League pennant winner in 1968.

Mike joined the Cardinals front office as assistant director of promotions and sales in 1971. His career had been cut short in 1970 by nephritis, a rare kidney disease.



### KEN WILSON

Ken Wilson is a veteran broadcaster who knows how to capture the magic moments in a baseball season to their fullest. His calls of Pete Rose's 4,192 career hit in 1985 and Tom Herr's game-winning ninth-inning home run down the stretch in the Cardinals 1985 pennant drive will long bring chills to baseball fans.

Wilson, a native of Detroit and a graduate of the University of Michigan, has called baseball play-by-play during his career for the Hawaii Islanders of the Pacific Coast League, the Seattle Mariners and the Cincinnati Reds in addition to his work with the Cardinals the past three seasons.

Ken is also recognized as one of the top hockey play-by-play men and handles those chores for ESPN's and KPLR's hockey telecasts.



### AL HRABOSKY

Al Hrabosky has made a smooth transition, going from one of St. Louis' best loved athletes as "the Mad Hungarian" of the Cardinals' bullpen of the 1970's to one of the town's favorite broadcasters of the 1980's.

Hrabosky's fast rise in the broadcasting field comes as no surprise. During his 13-year Major League career, that saw Al pileup 97 career saves and earn Fireman of the Year honors in 1975, he was already preparing himself for broadcasting by working as a sportscaster for a St. Louis TV station.

## BUSCH STADIUM

Busch Stadium, the home of the St. Louis Cardinals, was officially opened on May 12, 1966. Since that time, the facility has become the focal point of an extensive downtown St. Louis redevelopment effort which has resulted in millions of dollars in new office buildings, hotels, shopping complexes, parking garages and other facilities, including the Bowling Hall of Fame and Museum.

Busch Stadium is owned and operated by Civic Center Corporation, one of the Anheuser-Busch Companies, Inc. Anheuser-Busch, originally the largest single investor in the corporation which constructed Busch Stadium, purchased the remaining shares of stock in 1981 and now operates Busch Stadium and other Civic Center properties.

Anheuser-Busch and Civic Center Corporation have made a number of additions and improvements to the facility since it was acquired in 1981, adding to the fans' total entertainment experience.

One of the most recent major improvements was a massive seating replacement and installation project which began in August of 1986 and was completed just prior to the Cardinals' 1987 home opener. All of Busch Stadium's original seats were replaced with new ones and additional seats were added. During this past off-season over 1,000 new seats were installed making permanent seating for baseball over 54,000 and over 55,000 for football. The color of the new seats is red.

Prior to the start of the baseball season in 1986, the installation of a closed-circuit television monitor system was completed in Busch Stadium at selected concession stands. The new television monitors allow fans to watch live game action and replays while visiting the stands. Also in 1986, the enlargement and complete renovation of Busch Stadium's 39 original deluxe box suites took place.

In 1984 a new Astro Turf field surface covering was installed. The new turf is Astro Turf-8, a permeable covering which permits water to flow through the turf to a system of underground drains, alleviating rain delays and time-consuming vacuuming of water from the field surface. The stadium installed its first Astro Turf field in 1969.

Another major addition was the installation of a new, state-of-the-art scoreboard system. Erected in 1983 prior to the baseball season, the scoreboard system features a 22' x 30' color video CRT board with replay capabilities and a black and white matrix board with animation capabilities.

A new metal halide lighting system was also installed in 1983 to improve the fans' viewing of the game.

Since the first event was held in Busch Stadium (when the Cardinals defeated the Atlanta Braves, 4-3, in 12 innings on May 12, 1966) over 55 million people have passed through the stadium's turnstiles to view professional baseball, football, soccer as well as collegiate, high school and amateur sporting events, and a variety of other entertainment events, including circuses and concerts.

The St. Louis Sports Hall of Fame is located within Busch Stadium. The entrance is on level 3 of the stadium near gate 6.

The stadium's basic structure is concrete, with the exception of the movable seating sections, which are steel. The nearly circular stadium has an outside diameter of approximately 800 feet, and covers an area of more than 12 acres.

Busch Stadium is essentially a two-deck stadium, with approximately half the seats in each deck. Seats completely surround the playing field with no posts or columns to obscure the spectator's view. Two sections of 3,600 seats each can be moved from a position along the first and third base lines to a position parallel to the football field.

The playing field at Busch Stadium is from 10 to 30 feet lower than the surrounding streets. Spectators move from the entrance level either up or down to the seating area. There are eight major entrances.

## BUSCH STADIUM GROUND RULES

### OUTFIELD AREA

Fair ball hitting above yellow line in left and right fields — HOME RUN. Ball hitting on or below yellow line is IN PLAY. Ball hitting on fly in basket attached to wall in left or right field — HOME RUN.

Fair ball bounding into field boxes, bleachers or enclosed area in left or right field corners or going through or under fences — TWO BASES.

### DUGOUTS

Ball rolling onto top step of dugouts (which are at ground level) is IN PLAY.

Photographer's area on outfield end of each dugout shall be regarded as part of the dugout.

Ball thrown by pitcher from the rubber to catch baserunner off first or third base that goes into stand or dugout — ONE BASE.

A pitch, thrown or batted ball that hits anyone on the playing field except as otherwise provided for in the Official Rules is IN PLAY.

Any batted ball hitting automatic tarpaulin container would be a FOUL BALL.

Ball going through wire behind plate or lodging in it — ONE BASE on throw by pitcher — TWO BASES on throw by fielder.

## CARDINALS' ATTENDANCE RECORDS

### TEN LARGEST BUSCH STADIUM CROWDS

1. 50,548	.....	vs New York (D), September 14, 1975
2. 50,340	.....	vs Chicago (N), July 2, 1977
3. 49,898	.....	vs Chicago (N), June 18, 1983
4. 49,743	.....	vs Atlanta (day doubleheader), June 23, 1968
5. 49,652	.....	vs San Francisco (N), July 11, 1987
6. 49,555	.....	vs San Diego (N), September 5, 1987
7. 49,467	.....	vs Chicago (twi-night doubleheader), August 10, 1979
8. 49,231	.....	vs Chicago (N), June 22, 1985
9. 49,093	.....	vs San Francisco (N), August 12, 1967
10. 49,062	.....	vs Atlanta (N), May 8, 1982

### ATTENDANCE HIGHS

Season at Home	.....	3,072,122 in 1987
Season on the Road	.....	2,321,960 in 1987
All-Star Game	.....	49,936 on July 12, 1966
World Series	.....	55,347 vs Minnesota, October 20, 21, 22 in 1987

### FIVE SMALLEST BUSCH STADIUM CROWDS

1. 3,380	.....	vs New York (D), September 27, 1972
2. 3,912	.....	vs New York (N), September 21, 1978
3. 4,397	.....	vs Montreal (N), September 26, 1977
4. 4,504	.....	vs Montreal (D), September 30, 1978
5. 4,595	.....	vs Montreal (N), September 9, 1976

### STADIUM IMPROVEMENTS FOR 1988

Over the off-season two new sections were added to the loge level seating. These sections which extend out over the wagon gate in left and right field provide an additional 550 seats. An additional 450 seats were added to the terrace level, bringing the capacity for baseball up to 54,224. Also added during the past season were 10 deluxe box suites bringing the total number of deluxe boxes up to 63. Cardinal Party Rooms were also renovated and expanded for 1988.



**Busch Stadium Measurements:** Left Field Corner, 330; Left-Center, 383; Center, 414; Right-Center, 383; Right Corner, 330; Height of Outfield Walls, 10 feet, 6 inches; Capacity, 54,224.

## HOW TO ORDER TICKETS BY MAIL

1. Specify date of game or games and the number and price of tickets desired.
2. Make check or money order payable to St. Louis Cardinals. (Please do not send cash or stamps.)
3. Add \$3.00 for postage and handling charges.
4. Mail to: St. Louis Cardinals, P.O. Box 8787, St. Louis, Missouri 63102.
5. Everyone must have a ticket to enter the stadium.

## HOW TO ORDER TICKETS BY PHONE

Order individual tickets by phone with your Master or Visa card — just call this special number, 314—421-2400 for tickets. We'll charge your account and mail the tickets directly to you, if time permits, or you can pick them up at the stadium. There will be a \$3.00 handling charge with each telephone order.

## SINGLE GAME ADMISSIONS

Box Seats (Field, Loge & Terrace) .....	\$10.50
Reserved Seat (Loge & Terrace) .....	\$ 8.00
General Admission* .....	\$ 5.00
Bleachers* .....	\$ 4.00

\*On sale day of game only.

## CARDINALS' HOTELS

CITY	HOTEL	PHONE
Atlanta .....	Marriott-Marquis .....	(404) 521-0000
Chicago .....	Westin Hotel .....	(312) 943-7200
Cincinnati .....	Hyatt-Regency .....	(513) 579-1234
Houston .....	Westin Galleria .....	(713) 960-8100
Los Angeles .....	Hyatt-Regency .....	(213) 683-1234
Montreal .....	Centre Sheraton .....	(514) 878-2000
New York .....	Grand Hyatt .....	(212) 883-1234
Philadelphia .....	Sheraton Society Hill .....	(215) 238-6000
Pittsburgh .....	Vista International .....	(412) 281-3700
San Diego .....	Marriott Hotel & Marina .....	(619) 234-1500
San Francisco .....	Westin St. Francis .....	(415) 397-7000

### NL 1988 CHAMPIONSHIP SERIES SCHEDULE

LEAGUE CHAMPIONSHIP SERIES BEGINS  
THE WEEK OF  
OCTOBER 2 IN THE WESTERN DIVISION CITY

### 1988 WORLD SERIES SCHEDULE

WORLD SERIES BEGINS  
THE WEEK OF  
OCTOBER 9 IN THE NATIONAL LEAGUE CITY

## QUALIFICATIONS AND REGULATIONS

### QUALIFICATIONS FOR A BATTING CHAMPION:

Highest batting average and 502 or more plate appearances.

### QUALIFICATIONS FOR A PITCHING CHAMPION:

Lowest ERA and 162 or more innings pitched.

### PLAYER LIMITS:

40 until opening day, when the number must be reduced to 24 or 25 until September 1, when it again may become 40.

### QUALIFICATIONS FOR A SAVE:

A relief pitcher shall be credited with a save when he meets all three of the following conditions:

1. He is the finishing pitcher in a game won by his club, and
2. He is not the winning pitcher, and
3. He qualifies under one of the following conditions:
  - a. He enters the game with lead of no more than three runs and pitches for at least one inning, or
  - b. He enters the game with potential tying run either on base, at-bat, or on deck (that is, the potential tying run is either already on base or is one of the first two batsmen he faces), or
  - c. He pitches effectively for at least three innings.

### DETERMINING BATTING AVERAGE:

Divide the number of at-bats into the number of hits.

### DETERMINING AN EARNED-RUN-AVERAGE:

Multiply the number of earned runs by nine; take the number and divide it by the number of innings pitched.

### TRADING REGULATIONS:

Trades may be made with any other major league club in the period from the end of the championship season through July 31 without waivers. Waivers are required, however:

1. If the assignment is to another major league club; From August 1 to the end of the season.
2. If assignment is to a minor league club, with right of recall, at any time after 3 years from the date the player first reported to a major league club during a championship season.
3. If assigned to a minor league club without right of recall, after acquiring 3 years service: At any time during the year.
4. If assigned to a minor league club, without right of recall, at any time prior to acquiring three years of service, special waivers are required between September 1 and the opening of the following season. If player is claimed, request may be withdrawn. If no claims are made, club has 7-day period in which to make assignment to minor leagues.

### QUALIFICATIONS FOR A "ROOKIE":

A player shall be considered a rookie unless, during a previous season or seasons, he has (a) exceeded 130 at-bats or 50 innings pitched in the major leagues; or (b) accumulated more than 45 days on the active roster of a major league club or clubs during the period of the 25-player limit (excluding time in military service).

### DETERMINING THE MAGIC NUMBER:

Determine the number of games yet to be played, add one, then subtract the number of games ahead in the lost column of the standings from the closest opponent.

### QUALIFICATIONS FOR A FIELDING CHAMPIONSHIP:

Highest fielding average and (a) catcher must have played in at least 81 games; (b) infielder or outfielder must have played in at least 108 games; and (c) pitcher must have 162 Innings pitched.

### CONSECUTIVE-GAME HITTING STREAK:

A consecutive-game hitting streak shall not be terminated if all the player's plate appearances result in a walk, hit batsman, defensive interference or a sacrifice bunt. The streak shall terminate if the player has a sacrifice fly and no hit.

### CONSECUTIVE-GAME PLAYING STREAK:

A consecutive-game playing streak shall extend if the player plays one half-inning on defense, or if he completes a time at bat by reaching base or being put out. A pinch-running appearance only shall not extend the streak. If a player is ejected from a game by an umpire before he can comply with the requirements of this rule, his streak shall continue.

## RULES OF INTEREST

**CURFEW:** All night games must be called at 1:00 A.M. (local time). If an inning is started prior to 1:00 A.M. (local time), it can be completed. A game called at the end of a complete inning with the score tied after nine innings is a suspended game.

**DOCTORED BAT:** If a filled or "doctored" bat is used, the player is to be called out and ejected from the game and is subject to additional penalties. Any balls hit by an illegal bat do not count. If the umpire sees the illegal bat before it is used, he issues a warning, but there is no penalty.

**GAME WINNING RBI:** The RBI which gives a club the lead it never relinquishes.

**NIGHT GAME:** Any game scheduled to start after 6 P.M. will be considered a night game. If a game is scheduled to start at 6 P.M. and is delayed for any reason it will be considered a day game. If a game is scheduled to start at 6:01 P.M. it will be considered a night game. Twi-night double-headers shall be considered two night games.

**PINCH-HITTERS:** A player shall be considered a pinch-hitter only if he enters the game as a substitute batter and only on his first time at bat which must be before he becomes a fielder. If the team bats around and a pinch-hitter comes up a second time in the inning in which he first appeared, he will not be considered a pinch-hitter during that second time up.

**SUSPENDED GAME RULE:** For the purpose of this rule, all performances in the completion of a suspended game shall be considered as occurring on the original date of the game.

A game terminated by curfew or by a prearranged time limit is a suspended game if it has progressed to be an official game (4 1/2 or 5 innings).

A game terminated by light failure or malfunction of mechanical field device under control of the home club is a suspended game anytime after it begins.

**Rule 4.11 (d)** . . . A called game ends at the moment the umpire terminates play; EXCEPTION: If the game is called while an inning is in progress and before it is completed, the game becomes a suspended game in each of the following situations:

(1) The visiting team has scored one or more runs to tie the score and the home team has not scored.

(2) The visiting team has scored one or more runs to take the lead and the home team has not tied the score or retaken the lead.

Suspended games shall be resumed at the exact point of suspension immediately preceding the next scheduled, single game between the two clubs at the same site.

Any legal game called due to weather with the score tied is a tie game and must be replayed in its entirety.

**WAIVER AND DRAFT PRICES:** The waiver price is \$20,000 and the Major League Draft price is \$50,000.

**YEARS OF SERVICE:** 172 days constitute a full major league year of service.

### AMATEUR DRAFT

**FREE AGENT DRAFT SUMMARY:** Major League and National Association clubs meet twice a year for the purpose of drafting free agent player talent. Meetings are conducted by conference phone. Selection of a free agent entitles the club to exclusive right of negotiation with that player from the date of selection until 10 days prior to next draft. There are two phases of each draft:

**Regular Phase:** Clubs choose in inverse order of major league standings, selecting free agents and previous draftees who had not signed contracts but had instead enrolled in four-year colleges and since had either completed his junior year or become 21 years of age. Each organization may select only one player for each of its major league, AAA or AA rosters, but is not limited to the number of picks for "A" level. Minor league clubs select in the same relative order as their parent clubs.

**Secondary Phase:** Selection of free agents who had been drafted previously but who had not signed contracts before the negotiation right expired (except those draftees who had enrolled in a four-year college and had since graduated or become 21 years of age now drafted in the regular phase). It is possible for a club to redraft a player whom it was unable to sign after the original selection, but only with the written consent of that player. The order of selection is by lot with the 26 major league clubs divided into two 13 team groups with the groups alternating having first selections in respective drafts.

## CARDINALS' ALL-TIME COACHES LIST

Tony Auferio	1973	Billy Muffett	1967-70
Joe Becker	1965-66	Greasy Neale	1929
Vern Benson	1961-64, 1970-75	Charley O'Leary	1913-17
Ray Blades	1930-32, 1951	Jack Onslow	1928
Ken Boyer	1971-72	Claude Osteen	1977-80
Walker Cooper	1957	Heinie Peitz	1913
Joe Cunningham	1982	Howie Pollet	1959-64
Preston Gomez	1976	Bill Posedel	1954-57
Mike Gonzalez	1934-46	Jamie Quirk	1984
Stan Hack	1957-58	Dave Ricketts	1974-75, 1978-87
Rich Hacker	1986-87	John Riddle	1952-55
Chuck Hiller	1981-1983	Mike Roarke	1984-87
Al Hollingsworth	1957-58	Sonny Ruberto	1977-78
Johnny Hopp	1956	Mike Ryba	1951-54
Darrell Johnson	1960-61	Red Schoendienst	1962-64, 1979-87
Lou Kahn	1954-55	Barney Schultz	1971-75
Ray Katt	1959-61	Joe Schultz	1963-68
Tony Kaufmann	1947-50	Burt Shotton	1923-25
Johnny Keane	1959-61	Dick Sisler	1966-70
Bill Killefer	1926	Hal Smith	1962
George Kissell	1969-75	Al Sothoron	1927-28
Hub Kittle	1981-83	Joe Sugden	1921-25
Darold Knowles	1983	Lee Thomas	1972, 1983
Fred Koenig	1976	Ray Thomas	1922
Jack Krol	1977-80	Tim Thompson	1981
Hal Lanier	1981-85	Tink Turner	1924
Johnny Lewis	1973-76, 1984-87	Mickey Vernon	1965
Nick Leyva	1984-87	Dixie Walker	1953, 1955
Marty Marion	1950	Harry Walker	1959-62
Dal Maxvill	1979-80	Buzzy Wares	1930-35, 51
Bill McKechnie	1927	Otto Williams	1926
Bob Milliken	1965-70, 1976	Bart Zeller	1970
Terry Moore	1949-52, 1956-58	Tom Zimmer	1976
Mo Mozzali	1977-78		

## CARDINALS ALL-TIME ROSTER

Includes all players who have participated in one or more official National League games with the Cardinals starting with the 1892 season and including the 1987 season.

### A . . .

Ody Abbott 1910  
 Ted Abernathy 1970  
 Babe Adams 1906  
 Buster Adams 1939, 43, 45-46  
 Joe Adams 1902  
 Sparky Adams 1930-33  
 Jim Adduci 1983  
 Henry Adkinson 1895  
 Tommie Agee 1973  
 Eddie Ainsmith 1921-23  
 Cy Alberts 1910  
 Grover Alexander 1926-29  
 Ethan Allen 1933  
 Neil Allen 1983-85  
 Richie Allen 1970  
 Ron Allen 1972  
 Matty Alou 1971-73  
 Tom Alston 1954-57  
 Walter Alston 1936  
 George Altman 1963  
 Luis Alvarado 1974, 76  
 Brant Alyea 1972  
 Ruben Amaro 1958  
 Red Ames 1915-19  
 Craig Anderson 1961  
 Dwain Anderson 1972-73  
 Ferrell Anderson 1953

George Anderson 1918  
 John Anderson 1962  
 Mike Anderson 1976-78  
 John Andrews 1973  
 Nate Andrews 1937  
 Joaquin Andujar 1981-85  
 Pat Ankenman 1936  
 John Antonelli 1944-45  
 Harry Arndt 1905-07  
 Luis Arroyo 1955  
 Rudy Arroyo 1971  
 Dennis Aust 1965-66  
 Benny Ayala 1977

### B . . .

Les Backman 1909-10  
 Bill Bailey 1921-22  
 Doug Bair 1981-83, 85  
 Doug Baird 1917-19  
 Dave Bakenhaster 1964  
 Bill Baker 1948-49  
 Steve Baker 1983  
 O.F. Baldwin 1908  
 Art Ball 1894  
 Jimmy Bannon 1893  
 Jap Barbeau 1909-10  
 George Barclay 1902-04  
 Ray Bare 1972, 74

Clyde Barfoot 1922-23  
 Greg Bargar 1986  
 Mike Barlow 1975  
 Frank Barnes 1957-58, 60  
 Skeeter Barnes 1987  
 Frank Barrett 1939  
 Red Barrett 1945-46  
 Shad Barry 1906-08  
 Dave Bartosch 1945  
 Frank Bates 1899  
 Ed Bauta 1960-63  
 John Baxter 1907  
 Johnny Beall 1918  
 Ralph Beard 1954  
 Jim Beauchamp 1963, 70-71  
 Johnny Beazley 1941-42, 46  
 Zinn Beck 1913-16  
 Jake Beckley 1904-07  
 Bill Beckmann 1942  
 Fred Beebe 1906-09  
 Ed Beecher 1897  
 Clarence Beers 1948  
 Hi Bell 1924, 26-27, 29-30  
 Les Bell 1923-27  
 Joe Benes 1931  
 Pug Bennett 1906-07  
 Vern Benson 1951-53  
 Sid Benton 1922

Augie Bergamo 1944-45  
 Jack Berly 1924  
 Joe Bernard 1909  
 Frank Bertaina 1970  
 Harry Berte 1903  
 Bob Boescher 1915-17  
 Frank Betcher 1910  
 Hal Betts 1903  
 Bruno Betzel 1914-18  
 Jim Bibby 1972-73  
 Lou Bierbauer 1897-98  
 Steve Bilko 1949-54  
 Dick Billings 1974-75  
 Frank Bird 1892  
 Ray Blades 1922-28, 30-32  
 Harry Blake 1899  
 Sheriff Blake 1937  
 Coonie Blank 1909  
 Don Blasingame 1955-59  
 Johnny Blatnik 1950  
 Buddy Blattner 1942  
 Bob Blaylock 1956  
 Gary Blaylock 1959  
 John Bliss 1908-12  
 Clyde Bloomfield 1963  
 Charlie Boardman 1915  
 Joe Boever 1985-86  
 Sammy Bohne 1916  
 Dick Bokelmann 1951-53  
 Bill Bolden 1919  
 Don Bollweg 1950-51  
 Bobby Bonds 1980  
 Frank Bonner 1895  
 Rod Booker 1987-  
 Pedro Borbon 1980  
 Frenchy Bordagaray  
 1937-38  
 Rick Bosetti 1977  
 Jim Bottomley 1922-32  
 Bob Bowman 1939-40  
 Cloyd Boyer 1949-52  
 Ken Boyer 1955-65  
 Buddy Bradford 1975  
 Dave Brain 1903-05  
 Harvey Branch 1962  
 Jackie Brandt 1956  
 Kitty Brashear 1902  
 Joe Bratcher 1924  
 Steve Braun 1981-85  
 Al Brazle 1943, 46-54  
 Harry Brecheen 1940,  
 43-52  
 Ted Breitenstein 1892-96,  
 1901  
 Herb Bremer 1937-39  
 Roger Bresnahan 1909-12  
 Rube Bressler 1932  
 Ed Bressoud 1967  
 Marshall Bridges 1959-60  
 Rocky Bridges 1960  
 Grant Briggs 1892  
 Nellie Briles 1965-70  
 Ed Brinkman 1975  
 John Brock 1917-18  
 Lou Brock 1964-79  
 Steve Brodie 1892-93  
 Ernie Broglio 1959-64  
 Herman Bronkie 1918  
 Jim Brosnan 1958-59  
 Tony Brottem 1916  
 Buster Brown 1905-07  
 Jim Brown 1915  
 Jimmy Brown 1937-43

Three Finger Brown 1903  
 Tom Brown 1895  
 Willard Brown 1894  
 Byron Browne 1969  
 Cal Browning 1960  
 Pete Browning 1894  
 Glenn Brummer 1981-84  
 George Brunet 1971  
 Tom Bruno 1978-79  
 Ron Bryant 1975  
 Johnny Bucha 1948  
 Jerry Buchek 1961, 63-66  
 Jim Bucher 1938  
 Dick Buckley 1892-94  
 Fritz Buelow 1899-1900  
 Nels Burbrink 1955  
 Al Burch 1906-07  
 Bob Burda 1962, 71  
 Lew Burdette 1963-64  
 Tom Burgess 1954  
 Sandy Burk 1912-13  
 Jimmy Burke 1903-05  
 John Burke 1899  
 Leo Burke 1963  
 Jesse Burkett 1899-1901  
 Ken Burkhardt 1945-48  
 John Burnett 1907  
 Ed Burns 1912  
 Farmer Burns 1901  
 Ray Burris 1986  
 Ellis Burton 1958  
 Guy Bush 1938  
 Ray Busse 1973  
 Art Butler 1914-16  
 John Butler 1904  
 Johnny Butler 1929  
 Bud Byerly 1943-45  
 Bill Byers 1904  
 Bobby Byrne 1907-09

**C . . .**

Al Cabrera 1913  
 John Calhoun 1902  
 Jim Callahan 1898  
 Wes Callahan 1913  
 Harry Camnitz 1911  
 Llewellyn Camp 1892  
 Bill Campbell 1985  
 Billy Campbell 1905  
 Dave Campbell 1973  
 Jim Campbell 1970  
 Sal Campisi 1969-70  
 Chris Cannizzaro 1960-61  
 Doug Capilla 1976-77  
 Bernie Carbo 1972-73,  
 79-80  
 Jose Cardenal 1970-71  
 Tex Carleton 1932-34  
 Steve Carlton 1965-71  
 Duke Carmel 1959-60, 63  
 Hick Carpenter 1892  
 Clay Carroll 1977  
 Cliff Carroll 1892  
 Kid Carsey 1897-98  
 Bob Caruthers 1892  
 Pete Castiglione 1953-54  
 Danny Cater 1975  
 Ted Cather 1912-14  
 Cesar Cedeno 1985  
 Orlando Cepeda 1966-68

Bill Chambers 1910  
 Cliff Chambers 1951-53  
 John Chambers 1937  
 Charlie Chant 1976  
 Chappy Charles 1908-09  
 Tom Cheney 1957  
 Cupid Childs 1899  
 Pete Childs 1901  
 Nels Chittum 1958  
 Bob Chlupsa 1970-71  
 Larry Ciaffone 1951  
 Al Cicotte 1961  
 Gino Cimoli 1959  
 Ralph Citarella 1983-84  
 Doug Clary 1976  
 Danny Clark 1927  
 Jack Clark 1985-87  
 Jim Clark 1911-12  
 Mike Clark 1952-53  
 Phil Clark 1958-59  
 Josh Clarke 1905  
 Dad Clarkson 1893-95  
 Doug Clemens 1960-64  
 Jack Clements 1898  
 Lance Clemons 1972  
 Verne Clemons 1919-24  
 Donn Clendenon 1972  
 Reggie Cleveland 1969-73  
 Tony Cloninger 1972  
 Ed Clough 1924-26  
 Dick Cole 1951  
 John Coleman 1895  
 Percy Coleman 1897  
 Vince Coleman 1985-  
 Bill Collins 1892  
 Phil Collins 1935  
 Ripper Collins 1931-36  
 Jackie Collum 1951-53, 56  
 Bob Coluccio 1978  
 Joe Connor 1895  
 Roger Connor 1894-97  
 Tim Conroy 1986-  
 Ed Conwell 1911  
 Duff Cooley 1893-96  
 Jimmy Cooney 1924-25  
 Mort Cooper 1938-45  
 Walker Cooper 1940-45,  
 56-57  
 Mays Copeland 1935  
 Joe Corbett 1904  
 Roy Corhan 1916  
 Pat Corrales 1966  
 Frank Corridon 1910  
 Jim Cosman 1966-67  
 Tom Coulter 1969  
 John Coveney 1903  
 Bill Cox 1936  
 Danny Cox 1983-  
 Estel Crabtree 1933, 41-42  
 Roger Craig 1964  
 Doc Crandall 1913  
 Forrest Crawford 1906-07  
 Glenn Crawford 1945  
 Pat Crawford 1933-34  
 Willie Crawford 1976  
 Jack Creel 1945  
 Bernie Creger 1947  
 Creepy Crespi 1938-42  
 Lou Criger 1899-1900  
 Jack Crimian 1951-52  
 John Crooks 1892-93, 98  
 Ed Crosby 1970, 72-73  
 Jeff Cross 1942, 46-48

Lave Cross 1898-1900  
Monte Cross 1896-97  
Bill Crouch 1941  
George Crowe 1959-61  
Walton Cruise 1914,16-19  
Gene Crumling 1945  
Cirilio Cruz 1973  
Hector Cruz 1973,1975-77  
Jose Cruz 1970-74  
Mike Cuellar 1964  
George Culver 1970  
John Cumberland 1972  
Joe Cunningham 1954,  
56-61  
Ray Cunningham 1931-32  
Nig Cuppy 1899  
Clarence Currie 1902-03  
Murphy Currie 1916  
John Curtis 1974-76

## D . . .

John D'Acquisto 1977  
Gene Dale 1911-12  
Jack Damaska 1963  
Pete Daniels 1898  
Rolla Daringer 1914-15  
Alvin Dark 1956-58  
Vic Davalillo 1969-70  
Jerry Davanon 1969-70,  
74, 77  
Curt Davis 1938-40  
Jim Davis 1957  
Kiddo Davis 1934  
Ron Davis 1968  
Spud Davis 1928,34-36  
Willie Davis 1975  
Bill Dawley 1987  
Boots Day 1969  
Pea Ridge Day 1924-25  
Ken Dayley 1984-  
Cot Deal 1950  
Dizzy Dean 1930,32-37  
Paul Dean 1934-39  
Doug DeCinces 1987  
George Decker 1898  
Tony DeFate 1917  
Rube DeGross 1905-06  
Ivan DeJesus 1985  
Joe Delahanty 1907-09  
Bill DeLancey 1932, 34-35,  
40  
Art Delaney 1924  
Luis DiLeon 1981  
Bobby Del Greco 1956  
Eddie Delker 1929,31-32  
Wheezer Dell 1912  
Frank Demaree 1943  
Harry DeMiller 1892  
Lee DeMontreville 1903  
Don Dennis 1965-66  
John Denny 1974-79  
Paul Deringer 1931-33  
Russ Derry 1949  
Joe DeSa 1980  
Leo Dickerman 1924-25  
Murry Dickson 1939-40,  
42-43, 46-48, 56-57  
Chuck Diering 1947-51  
Larry Dierker 1977  
Pat Dillard 1900

Pickles Dillhoefer 1919-21  
Mike Dimmel 1979  
Dutch Distel 1918  
Bill Doak 1913-24,29  
George Dockins 1945  
Cozy Dolan 1914-15  
John Dolan 1893  
Red Donahue 1895-97  
She Donahue 1904  
Jim Donely 1898  
Mike Donlin 1899-1900  
Blix Donnelly 1944-46  
Patsy Donovan 1900-03  
Klondike Douglas 1896-97  
Taylor Douthit 1923-31  
Tommy Dowd 1893-98  
Dave Dowling 1964  
Carl Doyle 1940  
Jeff Doyle 1983  
Moe Drabowsky 1971-72  
Lee Dressen 1914  
Rob Dressler 1978  
Dan Driessen 1987  
Carl Druhot 1906-07  
Bob Duliba 1959-60,62  
Taylor Duncan 1977  
Wiley Dunham 1902  
Grant Dunlap 1953  
John Dunleavy 1903-05  
Don Durham 1972  
Joe Durham 1959  
Leon Durham 1980  
Leo Durocher 1933-37  
Erv Dusak 1941-42,46-51  
Frank Dwyer 1892  
Jim Dwyer 1973-75,77-78  
Eddie Dyer 1922-27

## E . . .

Bill Earley 1986  
George Earnshaw 1936  
Jack Easton 1892  
Rawly Eastwick 1977  
Johnny Echols 1939  
Al Eckert 1935  
Joe Edelen 1981  
Johnny Edwards 1968  
Wish Egan 1905-06  
Red Ehret 1895  
Harry Elliott 1953  
Jim Ellis 1969  
Rube Ellis 1909-12  
Bones Ely 1893-95  
Bill Endicott 1946  
Del Ennis 1957-58  
Charlie Enwright 1909  
Hal Epps 1938  
Eddie Erautt 1953  
Duke Esper 1897-98  
Chuck Essegian 1959  
LeRoy Evans 1897  
Steve Evans 1909-13  
Bob Ewing 1912  
Reuben Ewing 1921

## F . . .

Fred Fagin 1895

Ron Fairly 1975-76  
Pete Falcone 1976-78  
George Fallon 1943-45  
Harry Fanok 1963-64  
Doc Farrell 1930  
John Farrell 1902-05  
Jack Faszholz 1953  
Bobby Fenwick 1973  
Joe Ferguson 1976  
Don Ferrarese 1962  
Neil Fiala 1981  
Mike Fiore 1972  
Sam Fisburn 1919  
Bob Fisher 1918-19  
Chauncey Fisher 1901  
Eddie Fisher 1973  
Showboat Fisher 1930  
Max Flack 1922-25  
Tom Flanigan 1958  
Curt Flood 1958-69  
Tim Flood 1899  
Ben Flowers 1955-56  
Jake Flowers 1923,26,  
31-32  
Rich Folkers 1972-74  
Curt Ford 1985-  
Hod Ford 1932  
Bob Forsch 1974-  
Alan Foster 1973-74  
Jack Fournier 1920-22  
Jesse Fowler 1924  
Earl Francis 1965  
Tito Francona 1965-66  
Charlie Frank 1893-94  
Fred Frankhouse 1927-30  
Herman Franks 1939  
George Frazier 1978-80  
Joe Frazier 1954-56  
Roger Freed 1977-79  
Gene Freese 1958  
Howard Freigau 1922-25  
Benny Frey 1932  
Frankie Frisch 1927-37  
Danny Frisella 1976  
Art Fromme 1906-08  
John Fulgham 1979-81  
Chick Fullis 1934  
Les Fusselman 1952-53

## G . . .

Phil Gagliano 1963-70  
Del Gainor 1922  
Fred Gaiser 1908  
Bad News Galloway 1912  
Pud Galvin 1892  
Bill Gannon 1898  
Joe Garagiola 1946-51  
Danny Gardella 1950  
Glenn Gardner 1945  
Art Garibaldi 1936  
Mike Garman 1974-75  
Debs Garms 1943-45  
Wayne Garrett 1978  
Charley Gelbert 1929-32,  
35-36  
Frank Genins 1892  
Al Gettel 1955  
Charlie Getzein 1892  
Rube Geyer 1910-13  
Bob Gibson 1959-75

Billy Gilbert 1908-09  
George Gilham 1920-21  
Frank Gilhooley 1911-12  
Carden Gillenwater 1940  
George Gilpatrick 1898  
Hal Gilson 1968  
Dave Giusti 1969  
Jack Glasscock 1892-93  
Tommy Glaviano 1949-52  
Kid Gleason 1892-94  
Bob Glenn 1920  
Harry Glenn 1915  
John Glenn 1960  
Danny Godby 1974  
Roy Golden 1910-11  
Hal Goldsmith 1929  
Jose Gonzalez 1984  
Julio Gonzalez 1981-82  
Mike Gonzalez 1915-18,  
24-25, 31-32  
Bill Goodenough 1893  
Marv Goodwin 1917, 19-22  
George Gore 1892  
Herb Gorman 1952  
Hank Gornicki 1941  
Julio Gotay 1960-62  
Al Grabowski 1929-30  
Mike Grady 1897, 1904-06  
Alex Grammas 1954-56,  
59-62  
Wayne Granger 1968, 73  
Mudcat Grant 1969  
Dick Gray 1959-60  
Bill Greason 1954  
David Green 1981-84, 87  
Gene Green 1957-59  
Bill Greif 1976  
Tim Greisenbeck 1920  
Tom Grieve 1979  
Sandy Griffin 1893  
Bob Grim 1960  
Burleigh Grimes 1930-31,  
33-34  
John Grimes 1897  
Charlie Grimm 1918  
Dan Griner 1912-16  
Marv Grissom 1959  
Dick Groat 1963-65  
Johnny Grodzicki 1941,  
46-47  
Joe Grzenda 1972  
Mario Guerrero 1975  
Harry Gumbert 1941-44  
Joe Gunson 1893  
Don Gutteridge 1936-40  
Santiago Guzman 1969-72

## H . . .

Bob Habenicht 1951  
Jim Hackett 1902-03  
Harvey Haddix 1952-56  
Chick Hafey 1924-31  
Casey Hageman 1914  
Kevin Hagen 1983-84  
Joe Hague 1968-72  
Don Hahn 1975  
Fred Hahn 1952  
Hal Haid 1928-30  
Ed Haigh 1892  
Jesse Haines 1920-37

Charley Hall 1916  
Russ Hall 1898  
Bill Hallahan 1925-26,  
29-36  
Bill Hallman 1897  
Dave Hamilton 1978  
Fred Haney 1929  
Larry Haney 1973  
Dick Harley 1897-98  
Bob Harmon 1909-13  
Chuck Harmon 1956-57  
Brian Harper 1985  
George Harper 1928  
Jack Harper 1900-01  
Ray Harrell 1935, 37-38  
Vic Harris 1976  
Bill Hart 1896-97  
Chuck Hartenstein 1970  
Fred Hartman 1897  
Andy Hassler 1984-85  
Grady Hatton 1956  
Arnold Hauser 1910-13  
Bill Hawke 1892-93  
Pink Hawley 1892-94  
Doc Hazleton 1901-02  
Francis Healy 1934  
Bunny Hearn 1910-11  
Jim Hearn 1947-50  
Mike Heath 1986  
Cliff Heathcote 1918-22  
Jack Heidemann 1974  
John Heidrick 1899-1901  
Tom Heintzelman 1973-74  
Bob Heise 1974  
Clarence Heise 1934  
Charlie Hemphill 1899  
Solly Hemus 1949-56, 59  
George Hendrick  
1978-1984  
Harvey Hendrick 1932  
Roy Henshaw 1938  
Keith Hernandez 1974-83  
Larry Herndon 1974  
Tom Herr 1979-  
Neal Hertweck 1952  
Ed Heusser 1935-36  
Mike Heydon 1901  
Jim Hickman 1974  
Jim Hicks 1969  
Irv Higginbotham 1906,  
08-09  
Dennis Higgins 1971-72  
Festus Higgins 1909-10  
Andy High 1928-31  
Palmer Hildebrand 1913  
Tom Hilgendorf 1969-70  
Carmen Hill 1929-30  
Hugh Hill 1904  
Marc Hill 1973-74  
John Himes 1905-06  
Bruce Hitt 1917  
Glen Hobbie 1964  
Ed Hock 1920  
Art Hoelskoetter 1905-08  
Joe Hoerner 1966-69  
Marty Hogan 1894-95  
Mul Holland 1929  
Ed Holly 1906-07  
Wattie Holm 1924-29, 32  
H. Ducky Holmes 1898  
J. Ducky Holmes 1906  
Don Hood 1980  
Sis Hopkins 1907

Johnny Hopp 1939-45  
Bill Hopper 1913-14  
Rogers Hornsby 1915-26,  
33  
Oscar Horstmann 1917-19  
Rick Horton 1984-87  
Paul Householder 1984  
John Houseman 1897  
Doug Howard 1975  
Earl Howard 1918  
Art Howe 1984-85  
Roland Howell 1912  
Bill Howerton 1949-51  
Al Hrabosky 1970-77  
Jimmy Hudgens 1923  
Charles Hudson 1972  
Frank Huelsman 1897  
Miller Huggins 1910-16  
Dick Hughes 1966-68  
Terry Hughes 1973  
Tom Hughes 1959  
Jim Hughey 1898  
Rudy Hulswitt 1909-10  
Bob Humphreys 1963-64  
Ben Hunt 1913  
Joel Hunt 1931-32  
Randy Hunt 1985  
Ron Hunt 1974  
Herb Hunter 1921  
Steve Huntz 1967  
Walter Huntzinger 1926  
Clint Hurdle 1986  
Ira Hutchinson 1940-41  
Bill Hutchison 1897  
Ham Hyatt 1915  
Pat Hynes 1903

## I . . .

Dané Iorg 1977-84  
Walt Irwin 1921

## J . . .

Ray Jablonski 1953-54, 59  
Al Jackson 1966-67  
Larry Jackson 1955-62  
Mike Jackson 1971  
Elmer Jacobs 1919-20  
Tony Jacobs 1955  
Bob James 1909  
Charlie James 1960-64  
Hal Janvrin 1919-21  
Hi Jasper 1916  
Larry Jaster 1965-68  
Julian Javier 1960-71  
Hal Jeffcoat 1959  
Adam Johnson 1918  
Alex Johnson 1966-67  
Billy Johnson 1951-53  
Bob Johnson 1969  
Darrell Johnson 1960  
Jerry Johnson 1970  
Ken Johnson 1947-50  
Lance Johnson 1987  
Si Johnson 1936-38  
Syl Johnson 1926-33  
Cowboy Jones 1899-1901

Gordon Jones 1954-56  
Howie Jones 1921  
Nippy Jones 1946-51  
Red Jones 1940  
Sam Jones 1957-58, 63  
Bubber Jonnard 1929  
Mike Jorgensen 1984-85  
Lyle Judy 1935  
Al Jurisich 1944-45  
Skip Jutze 1972

## K . . .

Jim Kaat 1980-83  
Ed Karger 1906-08  
Eddie Kasko 1957-58  
Ray Katt 1956, 58-59  
Tony Kaufmann 1927-28,  
30-31, 35  
Marty Kavanagh 1918  
Eddie Kazak 1948-52  
Bob Keely 1944-45  
Vic Keen 1926-27  
Jeff Keener 1982-83  
Bill Keister 1900  
John Kelleher 1912  
Mick Kelleher 1972-73, 75  
Alex Kellner 1959  
Win Kellum 1905  
Bill Kelly 1910  
John Kelly 1907  
Jim Kennedy 1970  
Terry Kennedy 1978-80  
Matt Keough 1985  
Kurt Kepshire 1984-86  
George Kernek 1965-66  
Don Kessinger 1976-77  
Newt Kimball 1940  
Hal Kime 1920  
Wally Kimmick 1919  
Ellis Kinder 1956  
Charlie King 1959  
Jim King 1957  
Lynn King 1935-36, 39  
Walt Kinlock 1895  
Tom Kinslow 1898  
Mike Kircher 1920-21  
Bill Kissinger 1895-97  
Lou Klein 1943, 45-46, 49  
Nub Kleinke 1935  
Ron Kline 1960  
Rudy Kling 1902  
Clyde Klutz 1946  
Alan Knicely 1986  
Jack Knight 1922  
Mike Knode 1920  
Darold Knowles 1979-80  
Willis Koenigsmark 1919  
Gary Kolb 1960, 62-63  
Ed Konetchy 1907-13  
Jim Konstanty 1956  
George Kopshaw 1923  
Ernie Koy 1940-41  
Lew Krause 1973  
Kurt Krieger 1949  
Howie Krist 1937-38,  
41-43, 46  
Otto Krueger 1900-02  
Ted Kubiak 1971  
Willie Kuehne 1892  
Ryan Kurosaki 1975

Whitey Kurowski 1941-49  
Bob Kuzava 1957

## L . . .

Mike Laga 1986-  
Lerrin LaGrow 1976  
Jeff Lahti 1982-86  
Eddie Lake 1939-41  
Steve Lake 1986-  
Bud Lally 1897  
Jack Lamabe 1967  
Fred Lamline 1915  
Hobie Landrith 1957-58  
Don Landrum 1960-62  
Tito Landrum 1980-83, 84-87  
Don Lang 1948  
Max Lanier 1938-46, 49-51  
Paul LaPalme 1955-56  
Dave LaPointe 1981-84, 87  
Ralph LaPointe 1948  
Bob Larmore 1918  
Lyn Lary 1939  
Don Lassetter 1957  
Arlie Latham 1896  
Mike LaValliere 1985-86  
Doc Lavan 1919-24  
Tom Lawless 1985-  
Brooks Lawrence 1954-55  
Tom Leahy 1905  
Leron Lee 1969-71  
Jim Lentine 1978-80  
Barry Lersch 1974  
Roy Leslie 1919  
Dan Lewandowski 1951  
Bill Lewis 1933  
Johnny Lewis 1964  
Sixto Lezcano 1981  
Don Liddle 1956  
Gene Lillard 1940  
Bob Lillis 1961  
Johnny Lindell 1950  
Jim Lindeman 1986-  
Jim Lindsey 1929-34  
Royce Lint 1954  
Larry Lintz 1975  
Frank Linzy 1970-71  
Mark Littell 1978-82  
Jeff Little 1980  
Dick Littlefield 1956  
John Littlefield 1980  
Carlisle Littlejohn 1927-28  
Danny Litwhiler 1943-44,  
46  
Paddy Livingston 1917  
Lary Locke 1962  
Whitey Lockman 1956  
Bill Lohrman 1942  
Jéoff Long 1963-64  
Tommy Long 1915-17  
Art Kopatka 1945  
Aurelio Lopez 1978  
Joe Lotz 1916  
Lynn Lovenguth 1957  
John Lovett 1903  
Grover Lowdermilk 1909  
Lou Lowdermilk 1911-12  
Peanuts Lowrey 1950-54  
Con Lucid 1897  
Bill Ludwig 1908  
Memo Luna 1954

Ernie Lush 1910  
Johnny Lush 1907-10  
Bill Lyons 1983  
Denny Lyons 1895  
George Lyons 1920  
Hersh Lyons 1941

## M . . .

Bob Mabe 1958  
Ken MacKenzie 1963  
Johnny Mackinson 1955  
Max Macon 1938  
Bill Magee 1901  
Lee Magee 1911-14  
Sal Maglie 1958  
Joe Magrane 1987-  
Art Mahaffey 1966  
Mike Mahoney 1898  
Duster Mails 1925-26  
Jim Mallory 1945  
Gus Mancuso 1928, 30-32,  
41-42  
Les Mann 1921-23  
Fred Manrique 1886  
Rabbit Maranville 1927-28  
Walt Marbet 1913  
Marty Marion 1940-50  
Roger Maris 1967-68  
Fred Marolewski 1953  
Charlie Marshall 1941  
Doc Marshall 1906-08  
Joe Marshall 1906  
Freddie Martin 1946, 49-50  
John Martin 1980-83  
Morrie Martin 1957-58  
Pepper Martin 1928,  
30-40, 44  
Stu Martin 1936-40  
Marty Martinez 1972  
Silvio Martinez 1978-81  
Teddy Martinez 1975  
Ernie Mason 1894  
Greg Mathews 1986-  
Wally Mattick 1918  
Gene Mauch 1952  
Harry Maupin 1898  
Dal Maxvill 1962-72  
Jakie May 1917-21  
Jack McAdams 1911  
Ike McAuley 1917  
Bake McBride 1973-77  
George McBride 1905-06  
Pete McBride 1899  
Joe McCarthy 1906  
Lew McCarty 1920-21  
Tim McCarver 1959-61,  
63-69, 73-74  
Pat McCauley 1893  
Billy McCool 1970  
Jim McCormick 1892  
Harry McCurdy 1922-23  
Lindy McDaniel 1955-62  
Von McDaniel 1957-58  
Mickey McDermott 1961  
Mike McDermott 1897  
John McCougal 1895-96  
Sandy McDougal 1905  
Will McEnaney 1979  
Guy McFadden 1895  
Chappie McFarland 1902-06

Ed McFarland 1896-97  
Dan McGann 1900-01  
Bill McGee 1935-41  
Willie McGee 1982-  
Dan McGeehan 1911  
Jim McGinley 1904-05  
Lynn McGlothen 1974-76  
Stoney McGlynn 1906-08  
Bob McGraw 1927  
John McGraw 1900  
Mark McGrillis 1892  
Austin McHenry 1918-22  
Otto McIver 1911  
Ed McKean 1899  
Ralph McLaurin 1908  
Larry McLean 1904  
Jerry McNertney 1971-72  
Lee Meadows 1915-19  
Joe Medwick 1932-40,  
47-48  
Sam Mejias 1976  
Luis Melendez 1970-76  
Steve Melter 1909  
Ted Menze 1918  
John Mercer 1912  
Lloyd Merritt 1957  
Sam Mertes 1906  
Steve Mesner 1941  
Clarence Metzger 1977-78  
Bert Meyers 1896  
Ed Mickelson 1950  
Ed Mierkowicz 1950  
Larry Miggins 1948  
Pete Mikkelsen 1968  
Eddie Miksis 1957  
Bob Miller 1957, 59-61  
Charlie Miller 1913-14  
Doggie Miller 1894-95  
Dots Miller 1914-17, 19  
Dusty Miller 1899  
Eddie Miller 1950  
Elmer Miller 1912  
Stu Miller 1952-54, 56  
Buster Mills 1934  
Larry Milton 1903  
Minnie Minoso 1962  
Clarence Mitchell 1928-30  
Johnny Mize 1936-41  
Vinegar Bend Mizell 1952-  
53, 56-60  
Herb Moford 1955  
Fritz Mollwitz 1919  
Wally Moon 1954-58  
Jim Mooney 1933-34  
Donnie Moore 1980  
Gene Moore 1933-35  
Randy Moore 1937  
Terry Moore 1935-42,  
46-48  
Tommy Moore 1975  
Whitey Moore 1942  
Jerry Morales 1978  
Bill Moran 1892  
Charley Moran 1903  
Forrest More 1909  
Bobby Morgan 1956  
Eddie Morgan 1936  
Joe Morgan 1964  
Gene Moriarity 1892  
John Morris 1986-  
Walter Morris 1908  
Hap Morse 1911  
Walt Moryn 1960-61

Mike Mowrey 1909-13  
Heinie Mueller 1920-26  
Billy Muffett 1957-58  
Jerry Mumphrey 1974-79  
George Munger 1943-44,  
46-52  
Les Munns 1936  
Steve Mura 1982  
Simmy Murch 1904-05  
Tim Murchison 1917  
Wilbur Murdock 1908  
Ed Murphy 1901-03  
Howard Murphy 1909  
Mike Murphy 1912  
Morgan Murphy 1896-97  
Soldier Boy Murphy 1902  
Tom Murphy 1973  
Red Murray 1906-08  
Stan Musial 1941-44,  
46-63  
Hy Myers 1923-25  
Lynn Myers 1938-39

## N . . .

Mike Nagy 1973  
Sam Nahem 1941  
Sam Narron 1935, 42-43  
Ken Nash 1914  
Mike Naymick 1944  
Mel Nelson 1960, 68-69  
Rocky Nelson 1949-51, 56  
Art Nichols 1901-03  
Kid Nichols 1904-05  
Charlie Niebergall 1921,  
23-24  
Dick Niehaus 1913-15  
Bert Niehoff 1918  
Bob Nieman 1960-61  
Tom Nieto 1984  
Tom Niland 1896  
Pete Noonan 1906-07  
Irv Noren 1957-59  
Fred Norman 1970-71  
Lou North 1917, 20-24  
Ron Northey 1947-49  
Joe Nossek 1969-70  
Howie Nunn 1959  
Rich Nye 1970

## O . . .

Rebel Oakes 1910-13  
Ken Oberkfell 1977-84  
Dan O'Brien 1978-79  
Johnny O'Brien 1958  
Jack O'Connor 1899-1900  
Paddy O'Connor 1914  
Ken O'Dea 1942-46  
Bob O'Farrell 1925-28, 33  
Brusie Ogradowski 1936-37  
Bill O'Hara 1910  
Tom O'Hara 1906-07  
Charley O'Leary 1913  
Ed Olivares 1960-61  
Gene Oliver 1959, 61-63  
Diomedes Olivo 1963  
Al Olmsted 1980  
Randy O'Neal 1987-  
Dennie O'Neil 1893  
Jack O'Neill 1902-03

Mike O'Neill 1901-04  
Jose Oquendo 1986-  
Joe Orenco 1939-40  
Charlie O'Rourke 1959  
Patsy O'Rourke 1908  
Tim O'Rourke 1894  
Ernie Orsatti 1927-35  
Champ Osteen 1908-09  
Claude Osteen 1974  
Jim Otten 1980-81  
Joe Otten 1895  
Mickey Owen 1937-40  
Rick Ownbey 1984, 86

## P . . .

Gene Packard 1917-18  
Dick Padden 1901  
Don Padgett 1937-41  
Tom Pagnozzi 1987-  
Phil Paine 1958  
Lowell Palmer 1972  
Al Papai 1948  
Stan Papi 1974  
Freddy Parent 1899  
Kelly Paris 1982  
Harry Parker 1969-71, 75  
Roy Parker 1919  
Roy Parmelee 1936  
Tom Parrott 1896  
Stan Partenheimer 1945  
Mike Pasquariello 1919  
Daryl Patterson 1971  
Harry Patton 1910  
Gene Paulette 1917-19  
Gil Paulsen 1925  
George Paynter 1894  
George Pearce 1917  
Frank Pears 1893  
Alex Pearson 1902  
Homer Peel 1927  
Charlie Peete 1956  
Heinie Peitz 1892-95, 1913  
Joe Peitz 1892  
Orlando Pena 1973-74  
Tony Pena 1987-  
Terry Pendelton 1984-  
Ray Pepper 1932-33  
Hub Perdue 1914-15  
Pol Perritt 1912-14  
Pat Perry 1985-87  
Bill Pertica 1921-23  
Steve Peters 1987-  
Jeff Pfeffer 1921-24  
Ed Phelps 1909-10  
Ed Phillips 1953  
Mike Phillips 1977-80  
Bill Phyle 1906  
Ron Piche 1966  
Charlie Pickett 1910  
George Pickney 1892  
Vada Pinson 1969  
Cotton Phippen 1936  
Tom Plodinec 1972  
Tom Poholsky 1950-51,  
54-56  
Howie Pollet 1941-43,  
46-51  
Bill Popp 1902  
Darrell Porter 1981-85  
J W Porter 1959  
Mike Potter 1976-78

Nels Potter 1936  
Jack Powell 1899-1901  
Joe Presko 1951-54  
Mike Proly 1976  
George Puccinelli 1930  
Bob Purkey 1965  
Ambrose Puttman 1906

## Q . . .

Finners Quinlan 1913  
Joe Quinn 1893-96, 98  
Jamie Quirk 1983

## R . . .

Roy Radebaugh 1911  
Dave Rader 1977  
Ken Raffensberger 1939  
Gary Rajsich 1984  
John Raleigh 1909-10  
Milt Ramirez 1970-71  
Mike Ramsey 1978, 80-84  
Dick Rand 1953  
Vic Raschi 1954-55  
Eric Rasmussen 1975-78,  
82-83  
Tommy Raub 1906  
Floyd Rayford 1983  
Bugs Raymond 1907-08  
Art Rebel 1945  
Phil Redding 1912-13  
Milt Reed 1911  
Ron Reed 1975  
Bill Reeder 1949  
Jimmy Reese 1932  
Tom Reilly 1908-09  
Art Reinhart 1919, 25-28  
Jack Reis 1911  
Ken Reitz 1972-75, 77-80  
Bob Repass 1939  
Rip Repulski 1953-56  
Jerry Reuss 1969-71  
Bob Reynolds 1971  
Ken Reynolds 1975  
Flint Rhem 1924-28,  
30-32, 34  
Bob Rhoads 1903  
Charlie Rhodes 1906,  
08-09  
Dennis Ribant 1969  
Del Rice 1945-55, 60  
Hal Rice 1948-53  
Lee Richard 1976  
Bill Richardson 1901  
Gordie Richardson 1964  
Pete Richert 1974  
Don Richmond 1951  
Dave Ricketts 1963, 65,  
67-69  
Dick Ricketts 1959  
John Ricks 1894  
Elmer Rieger 1910  
Joe Riggert 1914  
Lew Riggs 1934  
Andy Rincon 1980-82  
Jimmy Ring 1927  
Tink Riviere 1921  
Skipper Roberts 1913  
Hank Robinson 1914-15  
Wilbert Robinson 1900

Jack Roche 1914-15, 17  
Preacher Roe 1938  
Wally Roettger 1927-29, 31  
Cookie Rojas 1970  
Stan Rojek 1951  
Ray Rolling 1912  
Johnny Romano 1967  
John Romonosky 1953  
Gene Roof 1981-83  
Jorge Roque 1970-72  
Jack Rothrock 1934-35  
Dave Rucker 1983-84  
Ken Rudolph 1975-76  
Jack Russell 1940  
Paul Russell 1894  
J. Ryan 1895  
John Ryan 1901-03  
Mike Ryba 1935-38

## S . . .

Ray Sadecki 1960-66, 75  
Bob Sadowski 1960  
Mark Salas 1984  
Slim Sallee 1908-16  
Ike Samuels 1895  
Orlando Sanchez 1981-83  
Ray Sanders 1942-45  
War Sanders 1903-04  
Rafael Santana 1983  
Al Santorini 1971-73  
Bill Sarni 1951-52, 54-56  
Ed Sauer 1949  
Hank Sauer 1956  
Ted Savage 1965-67  
Carl Sawatski 1960-63  
Jimmie Schaffer 1961-62  
Bobby Schang 1927  
Bob Scheffing 1951  
Carl Scheib 1954  
Richie Scheinblum 1974  
Bill Schindler 1920  
Freddy Schmidt 1944,  
46-47  
Walter Schmidt 1925  
Willard Schmidt 1952-53,  
55-57  
Red Schoendienst 45-56,  
61-63  
Dick Schofield 1953-58,  
68, 71  
Ossee Schreckengost 1899  
Pop Schriver 1901  
Heinie Schuble 1927  
Johnny Schulte 1927  
Barney Schultz 1955,  
63-65  
Buddy Schultz 1977-79  
Joe Schultz 1919-24  
Walt Schulz 1920  
Ferdie Schupp 1919-21  
Lou Scoffie 1936  
George Scott 1920  
Tony Scott 1977-81  
Kim Seaman 1979-80  
Diego Segui 1972-73  
Epp Sell 1922-23  
Carey Selph 1929  
Walter Sessi 1941, 46  
Jimmy Sexton 1983  
Mike Shannon 1962-70  
Spike Shannon 1904-06

Wally Shannon 1959-60  
Bobby Shantz 1962-64  
Al Shaw 1907-09  
Don Shaw 1971-72  
Danny Shay 1904-05  
Gerry Shea 1905  
Jimmy Sheekard 1913  
Biff Sheehan 1895-96  
Ray Shepherdson 1924  
Bill Sherdel 1918-30, 32  
Charlie Shields 1907  
Vince Shields 1924  
Ralph Shinnors 1925  
Bob Shirley 1981  
Burt Shotton 1919-23  
Clyde Shoun 1938-42  
Frank Shugart 1893-94  
Dick Siebert 1937-38  
Sonny Siebert 1974  
Curt Simmons 1960-66  
Ted Simmons 1968-80  
Dick Simpson 1968  
Dick Sisler 1946-47, 52-53  
Ted Sizemore 1971-75  
Bob Skinner 1964-66  
Gordon Slade 1933  
Jack Slattery 1906  
Enos Slaughter 1938-42,  
46-53  
Bill Smith 1958-59  
Bob Smith 1957  
Bobby Gene Smith  
1957-59, 62  
Charley Smith 1966  
Earl Smith 1928-30  
Frank Smith 1955  
Fred Smith 1917  
Germany Smith 1898  
Hal Smith 1956-61  
Jack Smith 1915-26  
Jud Smith 1893  
Keith Smith 1979-80  
Lonnie Smith 1982-85  
Ozzie Smith 1982-  
Reggie Smith 1974-76  
Tom Smith 1898  
Wally Smith 1911-12  
Homer Smoot 1902-06  
Red Smyth 1917-18  
Frank Snyder 1912-19, 27  
Ray Soff 1986-87  
Eddie Solomon 1976  
Kid Sommers 1893  
Lary Sorensen 1981  
Elias Sosa 1975  
Allen Sothoron 1924-26  
Billy Southworth 1926-27,  
29  
Chris Speier 1984  
Daryl Spencer 1960-61  
Ed Spiezio 1964-68  
Scipio Spinks 1972-73  
Ed Sprague 1973  
Jack Spring 1964  
Joe Sprinz 1933  
Tuck Stainback 1938  
Gerry Staley 1947-54  
Harry Staley 1895  
Tracy Stallard 1965-66  
Virgil Stallcup 1952-53  
Pete Standridge 1911  
Eddie Stanky 1952-53  
Harry Stanton 1900

Ray Starr 1932  
Bill Steele 1910-14  
Bob Steele 1916-17  
Bill Stein 1972-73  
Jake Stenzel 1898-99  
Bobby Stephenson 1955  
Stuffy Stewart 1916-17  
Bob Stinson 1971  
Chuck Stobbs 1958  
Mill Stock 1919-23  
Dean Stone 1959  
Tige Stone 1923  
Alan Storke 1909  
Allyn Stout 1931-33  
Gabby Street 1931  
Cub Stricker 1892  
Joe Stripp 1938  
Johnny Stuart 1922-25  
John Stuper 1982-84  
Willie Sudhoff 1897-1901  
Joe Sugden 1898  
Harry Sullivan 1909  
Joe Sullivan 1896  
Suter Sullivan 1898  
Tom Sunkel 1937  
Max Surkont 1956  
Gary Sutherland 1978  
Bruce Suttler 1981-84  
Jack Sutthoff 1899  
Johnny Sutton 1977  
Charlie Swindell 1904  
Steve Swisher 1978-80  
Bob Sykes 1979-81

## T . . .

John Tamargo 1976-78  
Lee Tate 1958-59  
Don Taussig 1961  
Carl Taylor 1970  
Chuck Taylor 1969-71  
Ed Taylor 1903  
Jack Taylor 1898  
Jack Taylor 1904-06  
Joe Taylor 1958  
Ron Taylor 1963-65  
Bud Teachout 1932  
Patsy Tebeau 1899-1900  
Garry Templeton 1976-81  
Gene Tenace 1981-82  
Greg Terlecky 1975  
Scott Terry 1987-  
Dick Terwilliger 1932  
Moe Thacker 1963  
Tommy Thevenow 1924-28  
Jake Thielman 1905-06  
Roy Thomas 1978-80  
Tom Thomas 1899-1900  
Gus Thompson 1906  
Mike Thompson 1973-74  
John Thornton 1892  
Bobby Tiefenauer 1952, 55  
Bud Tinning 1935  
Bobby Tolan 1965-68  
Fred Toney 1923  
Specs Toporcer 1921-28  
Joe Torre 1969-74  
Mike Torrez 1967-71  
Paul Toth 1962  
Harry Trekeil 1913  
Coaker Triplett 1941-43  
Bill Trotter 1944

Tommy Tucker 1898  
John Tudor 1985-  
Oscar Tuero 1918-20  
Lee Tunnell 1987-  
Tuck Turner 1896-98  
Old Hoss Twineham 1893-  
94  
Mike Tyson 1972-79

## U . . .

Bob Uecker 1964-65  
Tom Underwood 1977  
Jack Urban 1959  
John Urrea 1977-80  
Lou Ury 1903

## V . . .

Benny Valenzuela 1958  
Dazzy Vance 1933-34  
Bill Van Dyke 1892  
John Vann 1913  
Jay Van Noy 1951  
Andy Van Slyke 1983-86  
Emil Verban 1944-46  
Johnny Vergez 1936  
Ernie Vick 1922, 24-26  
Bob Vines 1924  
Bill Virdon 1955-56  
Dave Von Ohlen 1983-84  
Bill Voss 1972  
Pete Vuckovich 1978-80

## W . . .

Ben Wade 1954  
Leon Wagner 1960  
Bill Walker 1933-36  
Harry Walker 1940-43,  
46-47, 50-51, 55  
Joe Walker 1923  
Roy Walker 1921-22  
Tom Walker 1976  
Bobby Wallace 1899-1901  
17-18  
Mike Wallace 1975-76  
Elliott Waller 1980  
Dick Ward 1935  
Cy Warmoth 1916  
Lon Warneke 1937-42  
John Warner 1905  
Bill Warwick 1925-26  
Carl Warwick 1961-62,  
64-65  
Ray Washburn 1961-69  
Gary Waslewski 1969  
Steve Waterbury 1976  
George Watkins 1930-33  
Milt Watson 1916-17  
Art Weaver 1902-03  
Skeeter Webb 1932  
Herm Wehmeier 1956-58  
Bob Welland 1937-40  
Perry Werden 1892-93  
Bill Werle 1952  
Wally Westlake 1951-52  
Gus Weyhing 1900  
Dick Wheeler 1918  
Jim Whelan 1913

Pete Whisenant 1955  
Lew Whistler 1893  
Abe White 1937  
Bill White 1959-65, 69  
Ernie White 1940-43  
Hal White 1953-54  
Jerry White 1986  
Burgess Whitehead 1933-35  
Fred Whitfield 1962  
Possum Whitted 1912-14  
Bob Wicker 1901-03  
Floyd Wicker 1968  
Bill Wight 1958  
Fred Wigginton 1923  
Del Wilber 1946-49  
Hoyt Wilhelm 1957  
Denney Wille 1911-12  
Ted Wilks 1944-51  
Jim Williams 1966-67  
Otto Williams 1902-03  
Stan Williams 1971  
Steamboat Williams 1914  
Howie Williamson 1928  
Joe Willis 1911-13  
Ron Willis 1966-69  
Vic Willis 1910  
Charlie Wilson 1932-33, 35  
Jimmie Wilson 1928-33  
Owen Wilson 1914-16  
Zeke Wilson 1899  
Jim Winford 1932, 34-37  
Ivy Wingo 1911-14  
Tom Winsett 1935  
Rick Wise 1972-73  
Corky Withrow 1963  
Chicken Wolf 1892  
Harry Wolter 1907  
John Wood 1896  
Gene Woodburn 1911-12  
Hal Woodeshick 1965-67  
Frank Woodward 1919  
Floyd Woodridge 1955  
Todd Worrell 1985-  
Red Worthington 1934  
Mel Wright 1954-55

## Y . . .

Stan Yerkes 1901-03  
Ray Yochim 1948-49  
Babe Young 1948  
Bobby Young 1948  
Cy Young 1899-1900  
Dave Young 1895  
J. D. Young 1892  
Pep Young 1941  
Joel Youngblood 1977  
Eddie Yuhas 1952-53  
Sal Yvars 1953-54

## Z . . .

Chris Zachary 1971  
Elmer Zacher 1910  
George Zackert 1911-12  
Dave Zearfoss 1904-05  
Bart Zeller 1970  
Eddie Zimmerman 1906  
Ed Zmich 1910-11

## BEHIND THE SCENES

### DR. STAN LONDON, Team Physician

Dr. Stan London has been the Cardinals head physician for the past 18 seasons, since his associate, Dr. I. C. Middleman passed away in September, 1968. The 62-year-old Springfield, IL, native received his M.D. Degree from Washington University in 1949.

While at Washington University, Dr. London excelled in baseball and basketball. He is regarded as the finest basketball player ever at Wash. U. During the pursuit of his doctorate, Dr. London coached the baseball team and was the assistant basketball coach at Washington University.

He is a fellow in the American Board of Surgeons and also the American College of Surgeons, an assistant professor of surgery at Washington Medical and a partner in Parkcrest Surgical Associates.

Dr. London was the team physician for the old St. Louis Hawks of the National Basketball Association throughout the teams entire stay in St. Louis, 1956-1967. He has attended to Cardinal baseball players medical needs since 1956.

One of St. Louis' top amateur athletes ever, he is a member of the Springfield (IL) High School Hall of Fame, Illinois Basketball Hall of Fame, Missouri Sports Medicine Hall of Fame and was the first inductee to Missouri's Handball Hall of Fame.

Dr. London and his wife, Jackie, have three children and two grandchildren.

### GENE GIESELMANN, Trainer

Gene Gieselmann is in his 18th season as the St. Louis Cardinals head trainer. The 41-year-old Gieselmann has been a trainer in the Cardinals' organization since 1968.

In 1968, following his graduation from Wichita, St., Gieselmann was appointed trainer of the Redbirds Class A, St. Petersburg team. He quickly rose to become the assistant trainer at the major league level in 1969 and has been the team's head trainer since 1971.

Gieselmann is a certified trainer by the National Athletic Association and is licensed by the state of Missouri in Athletic Training. Gene along with Bill Hopfinger, trainer for St. Louis' pro soccer team, the Steamers, run four clinics in the St. Louis area for the treatment of sports injuries.

During the 1986 off-season, Gieselmann traveled through Japan as the trainer for Major League baseball's All-Star team that played seven games against a team comprised of Japanese All-Stars. He continued his trip serving as trainer for the Survival of Fitness in Sydney, Australia.

Gene was trainer for the 1982 and 1987 National League All-Star teams and has been trainer for Superstars, Superteams and Battle of the Network Stars television programs.

Gene and his wife, Roseanna, have one son.

### C.J. CHERRE, Traveling Secretary

C.J. Cherre is responsible for handling the Cardinals' travel and road accommodations and also all spring training arrangements at St. Petersburg.

The 36-year-old native of Norfolk, Virginia, who grew up in St. Louis is entering his 12th season with the club. He is a 1970 graduate of St. Louis University High School and went on to get a bachelor of arts degree (cum laude) from St. Louis University in 1974.

Cherre began his Cardinal career working in the group sales department in 1977 and '78. C.J. was named assistant director of public relations in January, 1979 and held that position through 1980. He assumed his present position in January, 1981.

C.J., an ardent Notre Dame football supporter, enjoys swimming, contemporary music and fine dining. C.J. was married this past off-season. His wife's name is Debbie.

### BUDDY BATES, Equipment Manager

Buddy Bates is in his sixth season as the Cardinals' equipment manager. Buddy succeeded Butch Yatkeman, who was with the Redbirds for 59 years and who retired after the 1982 season.

The 35-year-old Bates joined the Cardinals in 1969 and was a bat boy from 1969-71. He was named assistant equipment manager and visiting clubhouse man in 1972 and held that position until he moved into his current role in 1983.

Bates is a graduate of Central St. Louis High School where he lettered in basketball. He later attended Florissant Valley Community College and the University of Missouri at St. Louis. In his limited spare time, Buddy is a big supporter of St. Louis University's basketball program and enjoys trout fishing.

## ST. LOUIS CARDINALS STATISTICS SPRING TRAINING — 1987

BATTING:	AVG	G	AB	R	H	2B	3B	HR	RBI-GW	BB	SO	SB-CS	E
Barnes	.214	10	14	0	3	2	0		2-0	0	2	0-0	1
Booker	.167	18	24	5	4	0	0	0	0-0	2	3	0-0	1
Carter	.000	8	5	1	0	0	0	0	1-0	1	2	0-0	0
Clark	.222	19	54	8	12	3	0	3	14-2	10	4	0-0	3
Colbert	.000	1	1	0	0	0	0	0	0-0	0	0	0-0	0
Coleman	.278	22	72	11	20	3	0	0	6-0	12	10	6-9	1
Fitzgerald	.250	3	4	1	1	0	0	1	2-0	0	1	0-0	0
Ford	.175	16	40	3	7	2	0	0	5-0	0	5	0-1	2
Herr	.318	21	66	7	21	0	1	2	11-1	8	4	1-0	3
Laga	.246	22	57	9	14	6	0	0	5-3	4	11	0-0	3
Lake	.432	16	37	5	16	3	0	1	12-4	0	5	0-0	1
Landrum	.333	14	36	9	12	2	1	3	7-0	5	3	1-1	1
LaValliere	.344	15	32	2	11	2	0	1	6-0	0	2	0-0	0
Lawless	.333	10	18	4	6	2	0	0	0-0	2	2	0-0	1
Lindeman	.351	22	77	17	27	8	0	6	19-1	5	8	2-0	2
McGee	.308	7	13	2	4	2	0	0	0-0	0	4	1-0	0
Morris	.206	17	34	6	7	1	1	0	3-1	6	7	3-2	0
Murphy	.182	10	11	2	2	0	0	0	1-0	1	4	0-0	1
Oquendo	.325	18	40	7	13	3	1	0	2-0	5	3	0-0	3
Pagnozzi	.158	10	19	1	3	1	0	0	1-0	3	4	0-0	1
Pena (Tot)	.368	19	68	9	25	5	0	1	9-0	6	4	4-1	1
Pena (StL)	.444	3	9	1	4	0	0	0	1-0	2	1	1-1	1
Pendleton	.277	21	65	9	18	4	1	3	14-1	3	7	1-1	3
Pevey	.000	1	1	0	0	0	0	0	0-0	0	0	0-0	0
Smith	.269	20	67	12	18	3	0	1	5-0	7	1	8-0	2
Van Slyke	.365	17	52	13	19	5	1	3	12-4	4	10	1-0	1
Walker	.063	9	16	1	1	0	0	0	0-0	3	4	0-0	0
Pitchers	.026	21	39	2	1	0	0	0	0-0	3	16	0-0	2
<b>TOTALS</b>	<b>.270</b>	<b>26</b>	<b>903</b>	<b>138</b>	<b>244</b>	<b>52</b>	<b>6</b>	<b>24</b>	<b>129-17</b>	<b>86</b>	<b>123</b>	<b>25-15</b>	<b>33</b>

PITCHING:	W-L	ERA	G	GS	SV	IP	H	R	ER	HR	BB	SO
Arnold	0-0	4.50	2	0	1	2.0	2	1	1	0	1	1
Bargar	0-0	0.00	8	0	1	13.1	9	0	0	0	3	8
Boever	0-0	0.00	2	0	0	2.1	2	1	0	0	1	1
Buonantony	1-0	0.00	4	0	0	10.0	10	2	0	0	1	10
Conroy	1-3	12.15	5	2	0	13.1	17	18	18	1	12	10
Cox	2-0	1.23	5	5	0	22.0	13	3	3	0	3	12
Dawley	0-0	4.05	8	0	1	20.0	20	12	9	2	2	16
Dayley	0-0	27.00	1	0	0	0.1	2	1	1	1	2	0
Dunne	1-0	4.50	2	1	0	6.0	7	3	3	1	4	0
Earley	0-0	9.00	1	0	0	1.0	1	1	1	0	1	0
Fassero	0-0	4.50	1	0	0	2.0	3	1	1	0	2	1
Forsch	1-1	6.88	4	4	0	17.0	20	13	13	2	5	3
Horton	2-0	6.00	6	0	1	15.0	22	11	10	0	1	6
LaPoint	2-0	2.35	4	2	0	15.1	14	4	4	0	7	9
Magrane	0-1	4.79	6	4	1	20.2	22	12	11	1	11	18
Mathews	3-0	2.57	5	3	0	21.0	19	10	6	2	12	15
Perry	0-0	0.90	4	0	2	10.0	5	1	1	1	0	6
Soff	1-0	3.12	6	0	1	8.2	11	3	3	1	3	5
Tudor	2-0	1.71	5	5	0	21.0	17	5	4	1	2	11
Worrell	1-1	5.14	8	0	1	14.0	16	9	8	2	6	11
<b>TOTALS</b>	<b>17-6</b>	<b>3.71</b>	<b>26</b>	<b>26</b>	<b>9</b>	<b>235.0</b>	<b>232</b>	<b>111</b>	<b>97</b>	<b>15</b>	<b>79</b>	<b>143</b>

### ATTENDANCE:

Al Lang Stadium	(15 games) — 61,169	Average — 4,078	RECORD: Al Lang	7-5
On Road	(11 games) — 59,858	Average — 5,442	Road	10-1
Total	(26 games) — 121,027	Average — 4,655	Totals	17-6
			vs. AL	8-4
			vs. NL	9-2

## CARDINALS' EXHIBITION RECORD — 1950-1987

Year	W	L	Exhibition	Year	W	L	Exhibition
			Rank				Rank
1950	14	18	8	1969	16	9	2
1951	16	16	7	1970	10	13	11
1952	14	15	5	1971	15	14	8T
1953	17	16	6	1972	6	14	12
1954	18	14	3	1973	13	12	6
1955	13	14	5	1974	13	11	6T
1956	21	11	1	1975	11	15	9
1957	17	17	6	1976	6	9	10
1958	16	17	5	1977	12	12	6T
1959	8	17	8	1978	11	15	9
1960	18	8	1	1979	13	11	4T
1961	16	10	2	1980	10	9	5
1962	18	8	1	1981	9	17	14
1963	15	14	4	1982	13	11	5
1964	17	10	4	1983	8	12	8
1965	14	13	7	1984	8	16	11
1966	18	9	1	1985	8	14	11
1967	16	12	4	1986	8	11	9
1968	17	11	2	1987	17	6	1

## 1988 ST. LOUIS CARDINALS SPRING TRAINING SCHEDULE

Day	Date	Opponent	Location	Time (Local)
Friday	March 4	Rangers	Port Charlotte	1:30 P.M.
Saturday	March 5	Reds	St. Petersburg	2:00 P.M.
Sunday	March 6	Reds	Plant City	1:05 P.M.
Monday	March 7	Phillies	Clearwater	1:05 P.M.
Tuesday	March 8	Pirates	St. Petersburg	1:00 P.M.
Wednesday	March 9	Blue Jays	Dunedin	1:30 P.M.
Thursday	March 10	White Sox	St. Petersburg	1:00 P.M.
Friday	March 11	Phillies	St. Petersburg	1:00 P.M.
Saturday	March 12	Royals	Baseball City	1:30 P.M.
Sunday	March 13	Mets	St. Petersburg	1:00 P.M.
Monday	March 14	White Sox	Sarasota	1:30 P.M.
Tuesday	March 15	Pirates	Bradenton	1:05 P.M.
Wednesday	March 16	Reds	St. Petersburg	1:00 P.M.
Thursday	March 17	Astros	St. Petersburg	1:00 P.M.
Friday	March 18	Open Date		
Saturday	March 19	Blue Jays	St. Petersburg	1:00 P.M.
Sunday	March 20	Tigers	Lakeland	1:30 P.M.
Monday	March 21	Royals	St. Petersburg	1:00 P.M.
Tuesday	March 22	Rangers	Port Charlotte	1:30 P.M.
Wednesday	March 23	Blue Jays	Dunedin	1:30 P.M.
Thursday	March 24	Phillies	St. Petersburg	1:00 P.M.
Friday	March 25	Pirates	Bradenton	1:05 P.M.
Saturday	March 26	Rangers	St. Petersburg	1:00 P.M.
Sunday	March 27	Phillies	Clearwater	1:05 P.M.
Monday	March 28	Blue Jays	St. Petersburg	1:00 P.M.
Tuesday	March 29	Pirates	St. Petersburg	1:00 P.M.
Wednesday	March 30	Pirates	Bradenton	1:05 P.M.
Thursday	March 31	White Sox	St. Petersburg	1:00 P.M.
Friday	April 1	Phillies	Clearwater	1:05 P.M.
Saturday	April 2	Reds	Louisville, KY	1:30 P.M.
Sunday	April 3	Reds	Louisville, KY	1:30 P.M.

**Games:** Al Lang Stadium, 180 2nd Avenue, S.E., St. Petersburg, FL 33701.

**Hotel:** St. Petersburg Hilton & Towers, 333 1st St. South, St. Petersburg, FL 33701 — (813) 894-5000

**Spring Offices:** Al Lang Stadium, St. Petersburg, FL — (813) 896-4641 (March 4, on).

**Farm System Complex:** Busch Complex, 7901 30th Avenue, North, St. Petersburg, FL 33733 — (813) 345-5300 (February 21 thru March 3).

Most Cardinal personnel will live away from the hotel. They are most easily contacted at office numbers.

# Cardinals

*Spirit*

# 1988

## APRIL

SUN	MON	TUE	WED	THU	FRI	SAT
					1	2
3	4 1:05 CIN	5	6 6:35 CIN	7 11:35 CIN	8 1:15 PITTS	9 6:35 PITTS
10 1:15 PITTS	11 1:45 CHI	12 1:15 CHI	13 1:15 CHI	14	15 6:35 N.Y.	16 12:20 N.Y.
17 12:35 N.Y.	18	19 6:05 PITTS	20 6:05 PITTS	21 6:05 PITTS	22 1:15 N.Y.	23 1:15 N.Y.
24 1:15 N.Y.	25	26 6:05 S.D.	27 6:05 S.D.	28 1:05 S.D.	29 6:05 L.A.	30 6:05 L.A.

## MAY

SUN	MON	TUE	WED	THU	FRI	SAT
1 2:05 L.A.	2 6:35 S.F.	3 6:35 S.F.	4 2:05 S.F.	5	6 1:15 L.A.	7 1:15 L.A.
8 1:15 L.A.	9 1:45 S.D.	10 1:45 S.D.	11 1:45 S.F.	12 3:05 S.F.	13 1:45 ATL	14 1:45 ATL
15 1:45 ATL	16	17 1:20 CHI	18 1:20 CHI	19 2:20 CHI	20 1:45 HOU	21 1:45 HOU
22 1:15 HOU	23 1:15 CIN	24 1:15 CIN	25 1:15 CIN	26	27 6:40 ATL	28 1:20 ATL
29 1:10 ATL	30 7:35 HOU	31 7:35 HOU				

## JUNE

SUN	MON	TUE	WED	THU	FRI	SAT
			1 7:35 HOU	2 6:35 PHIL	3 6:35 PHIL	4 6:05 PHIL
5 12:35 PHIL	6 1:45 N.Y.	7 1:15 N.Y.	8 1:15 N.Y.	9	10 1:15 CHI	11 1:15 CHI
12 1:15 CHI	13 6:35 N.Y.	14 6:35 N.Y.	15 6:35 N.Y.	16	17 6:35 PITTS	18 6:05 PITTS
19 12:35 PITTS	20 6:35 MTL	21 6:35 MTL	22 6:05 MTL	23 1:15 PHIL	24 1:15 PHIL	25 1:15 PHIL
26 1:15 PHIL	27 1:15 MTL	28 1:15 MTL	29 1:15 MTL	30		

## JULY

SUN	MON	TUE	WED	THU	FRI	SAT
					1 6:05 S.D.	2 6:05 S.D.
3 6:05 S.D.	4 7:30 L.A.	5 6:35 L.A.	6 6:35 L.A.	7	8 6:35 S.F.	9 6:05 S.F.
10 2:05 S.F.	11 ~ ALL STAR BREAK	12 AT CIN ALL STAR GAME	13 ALL STAR BREAK	14 1:45 S.D.	15 1:45 S.D.	16 1:45 S.D.
17 1:15 S.D.	18 1:15 L.A.	19 1:15 L.A.	20 1:15 L.A.	21 1:15 S.F.	22 1:15 S.F.	23 1:15 S.F.
24 1:15 S.F.	25 1:15 PITTS	26 1:15 PITTS	27 1:15 PITTS	28 6:35 MTL	29 6:35 MTL	30 6:35 MTL
31 12:35 MTL						

## AUGUST

SUN	MON	TUE	WED	THU	FRI	SAT
	1	2 1:15 PHIL	3 1:15 PHIL	4 1:15 PHIL	5 1:15 MTL	6 1:15 MTL
7 1:15 MTL	8 1:15 MTL	9 6:35 PHIL	10 6:35 PHIL	11 11:35 PHIL	12 3:05 CHI	13 1:20 CHI
14 1:20 CHI	15	16 1:15 HOU	17 1:15 HOU	18 1:15 HOU	19 1:15 CIN	20 1:15 CIN
21 1:15 CIN	22 1:15 ATL	23 1:15 ATL	24 1:15 ATL	25	26 6:35 CIN	27 6:05 CIN
28 1:15 CIN	29 6:40 ATL	30 6:40 ATL	31 6:40 ATL			

## SEPTEMBER

SUN	MON	TUE	WED	THU	FRI	SAT
				1	2 7:35 HOU	3 7:35 HOU
4 1:35 HOU	5 6:05 MTL	6 1:45 MTL	7 1:15 PHIL	8 1:15 PHIL	9 1:15 CHI	10 1:15 CHI
11 1:15 CHI	12 6:35 MTL	13 6:35 MTL	14 6:35 PHIL	15 4:00 PHIL	16 1:20 CHI	17 1:20 CHI
18 1:20 CHI	19 1:15 PITTS	20 1:15 PITTS	21 1:15 PITTS	22	23 1:15 N.Y.	24 1:15 N.Y.
25 1:15 N.Y.	26 6:05 PITTS	27 6:05 PITTS	28 6:05 PITTS	29	30 6:05 N.Y.	

## OCTOBER

SUN	MON	TUE	WED	THU	FRI	SAT
						1 12:35 N.Y.
2 12:35 N.Y.	3	4	5	6	7	8

- Home Games
- Away Games
- Open Dates

Game times subject to change.  
All times are ST. LOUIS time.



**BUSCH**

Born of Natural Ingredients  
Smooth, Refreshing Beer

**Head for the Mountains**

© 1988 ANHEUSER-BUSCH, INC., ST. LOUIS, MO

