


St. Louis Cardinals



1998

Media
Guide

\$10

Head
for the
mountains.



**SMOOTH
BUSCH BEER.®**
**EASY-DRINKING
BUSCH LIGHT.®**



More publications available at:

www.retroseasons.com/library/

1998



Cardinals[®]

**Media
Guide**

ST. LOUIS CARDINALS 1998 MEDIA GUIDE

TABLE OF CONTENTS

PREVIEWING THE 1998 CARDINALS

Behind the Scenes	11 - 15
Coaches' Biographies	21 - 29
Detailed Hitting/Pitching Statistics	171 - 212
Manager's Biography.....	18 - 20
Owners' and Officers' Biographies	6 - 10
Player Profiles	32 - 169
Roster	30 - 31
Schedule, 1998.....	Inside Back Cover
Staff Directory	4 - 5
Upcoming Milestones.....	170

REVIEWING THE 1997 SEASON

Attendance	246 - 247
Batting vs. Left/Righthanded Pitching	224
Batting With Runners In Scoring Position	225 - 227
Bullpen Totals	238
Cardinals Detailed Defense	240
Cardinals Detailed Hitting	237
Cardinals Home Runs, By Game	229 - 231
Cardinals Home Runs, By Inning	231
Cardinals Home Runs, By Player	231
Cardinals Home Runs, By Team.....	228
Cardinals Record vs. Opponents	214
Cardinals Record When They:	215
Club Leaders - Batting.....	220
Club Leaders - Pitching	220
Day-By-Day	216 - 218
Fielding Statistics By Position	239 - 240
Final Standings	214
Final Statistics - Batting	219
Final Statistics - Pitching	220
Games Started By Position	237
Games Started By Position In Batting Order	237
Highs and Lows	221
Interleague Statistics	223
MCI Proof-Positive Home Run Distance Leaders	235 - 236
National League Team Statistics.....	246
Opponent Home Runs, By Game	233 - 234
Opponent Home Runs, By Inning	234
Opponent Home Runs, By Team	232
Opponent Home Runs with Men On	232
Pinch-Hitters.....	227
Pitching vs. Left/Righthanded Batting	238
Qualifications and Regulations	248
Team Batting/Pitching vs. Opponents.....	222
Trades, Most Recent With Each Club	244 - 245
Transactions	241 - 243
Won-Lost Breakdown	215

RECORDS AND HISTORY

All-Star Game Selectees	267 - 268
All-Time Coaches Roster	306
All-Time Players Roster	306 - 314
Attendance Records	303
Batting - All-Time Top 10	281 - 282
Batting - Feats & League Leaders	282 - 285
Batting - Individual Records	285 - 286
Batting - Yearly Team Leaders	287 - 292
Best / Worst Record By Month	252
Best / Worst Season Record vs. Opponents.....	297
Busch Stadium	301 - 304
Career Games By Position.....	293
Club Records.....	294 - 295
Cy Young Award Winners	265
Division Series Game Results & Batting/Pitching Leaders	258

RECORDS AND HISTORY, Continued

Fielding Leaders (Season) By Position	293
First-Round Draft Picks.....	296
Gold Glove Winners	267
Grand Slams By Current Cardinals.....	305
Grand Slams By Cardinal Pitchers	285
Hall of Famers.....	265
Historical / Season Highlights.....	259 - 264
Hit For Cycle	285
Hitting Streaks.....	285
Home Run Leaders (Season) By Position	284
Home Runs By Current Cardinals By N.L. Stadium	305
Home Runs By Team at Busch Stadium	305
Last Time It Happened	300
Most Seasons With Cardinals	293
MVP Winners	266
NLCS Game Results & Batting/Pitching All-Time Top Five	257 - 258
No-Hitters	269
Opening-Day Record	304
Pitching - All-Time Top 10.....	270
Pitching - Feats & League Leaders	269
Pitching - Individual Records	280
Pitching - Yearly Team Leaders.....	271 - 279
RBI Leaders (Season) By Position	284
Record By Decade	252
Retired Cardinal Numbers	252
Rolaids Relief Man Award Winners	265
Rookie of the Year Award Winners (BBWAA)	266
Rookie Records	295
Series Sweeps	298 - 299
Silver Slugger Team Selections	266
Sporting News' All-League Team Selections.....	266
Team Highs & Lows Since 1970	296
Where They Finished	250 - 251
World Series Story	255 - 256
World Series Game Results & Batting/Pitching All-Time Top Five.....	253 - 255

FARM SYSTEM & GENERAL REFERENCE

Broadcasting Information	393 - 395
Cardinals Affiliates Since 1925	325
Cardinals Media Relations Office.....	382
Farm and Scouting Department.....	316 - 319, 323 - 324
Hotels: Cardinals and Visitors.....	399
June Draftees with M.L. Experience.....	326 - 327
Major League Public Relations Directory	383 - 389
Minor League Coaches.....	321 - 323
Minor League Leaders, 1997	329
Minor League Managers.....	320 - 321
Minor League Player Biographies	336 - 377
Minor League Records Since 1925.....	328
Minor League Statistics, by Team, 1997	330 - 335
Minor League Team Schedules, 1998	378 - 381
Pregame Schedules	399
Promotions Dates, 1998	396 - 397
Spring Training Schedule, 1998	392
Spring Training Statistics, 1997	390
Ticket Information	398

The 1998 St. Louis Cardinals Media Guide was produced by Brian Bartow and Steve Zesch with assistance from Dave Farucchi, Tom James, Jeff McGraw, John Vuch and Terry Wells. Special thanks to the Elias Sports Bureau and Stats Inc. for their contributions. Printing by Hadler Printing Co. and Jerron Quality Color. Photos by Jim Herren and Dan Donovan. Cover photo by Jim Herren.

The content is based on information available through February 22, 1998. For further information and updates on material, contact the Cardinals' Media Relations Department at (314) 421-3060.

Visit the Cardinals web site at <http://www.stlcardinals.com>

© Copyright 1998, St. Louis Cardinals L.P.

ST. LOUIS CARDINALS, L.P.

Executive Offices:

250 Stadium Plaza • St. Louis, MO 63102

Telephone: (314) 421-3060

Internet Address: www.stlcardinals.com

OFFICERS

Chairman of the Board / General Partner	William O. DeWitt Jr.
Chairman	Frederick O. Hanser
Senior Administrative Assistant	Grace Hale
President	Mark Lamping
Senior Administrative Assistant	Julie Laningham
Vice President, General Manager	Walt Jocketty
Senior Executive Assistant to Vice President, General Manager.....	Judy Carpenter-Barada
Secretary-Treasurer	Andrew N. Baur

BUSINESS OPERATIONS

TICKET OPERATIONS

Director, Ticket Operations	Josie Arnold
Ticket Sellers	Kim Kleeschulte, Carol Stross

TICKET SALES / CUSTOMER SERVICE

Group Director, Sales	Kevin Wade
Administrative Assistant	Jean Reifschneider
Manager, Ticket Sales.....	Mark Murray
Manager, Customer Service and Telephone Operations	Patti McCormick
Customer Service Supervisor	Angie Patterson
Ticket Sellers	Don Parks, Jolene Jungers, Darlene Maher

GROUP SALES

Director, Group Sales	Joe Strohm
Sales Coordinator	Angie Jerome
Account Executives	Mary Clare Bena, Linda Burnside, Dennis Dolan, Michael Hall
Sales Representatives	Stuart John, George McDaniel, Julia Mitchell

BROADCASTING, CORPORATE SALES, PROMOTIONS

Vice President, Corporate Sales.....	Dan Farrell
Administrative Assistant	Gail Ruhling
Director, Corporate Sales	Thane van Breusegen
Corporate Sales Representatives	Matt Gifford, Theron Morgan, Tony Simokaitis, Kevin Stretch
Director, Target Marketing	Ted Savage

COMMUNITY RELATIONS

Vice President, Community Relations	Marty Hendin
Administrative Assistant.....	Mary Ellen Edmiston
Associate Manager, Community Relations	Shawn Bertani

ACCOUNTING

Controller	Brad Wood
Administrative Assistant	Beverly Finger
Director, Accounting	Deborah Pfaff
Director, Information Systems	Sally Lemons
Senior Accountant	Michele Flach
Payroll Accountants	Lurena Fletcher, Lee Weber
Accountant.....	Melissa O'Bryan
AP/AR Clerks	Lisa Haffer, Shirley Robinson
Manager, PCs and Networks	Paul Daniels
Programmer Analyst	Scott Benack
Programmer Analyst.....	John Gerardi

HUMAN RESOURCES AND OFFICE ADMINISTRATION

Director, Human Resources and Office Services	Marian Rhodes
Office Services Supervisor	Karen Brown
Office Administration Assistant	Harriet Woods

BASEBALL OPERATIONS

MEDIA RELATIONS

Director, Media Relations	Brian Bartow
Manager, Media Relations and Publications	Steve Zesch
Assistant to Director, Media Relations	Brad Hainje
Intern.....	Melody Yount
Website Supervisor	Terry Wells

PLAYER DEVELOPMENT / SCOUTING

Vice President, Player Personnel.....	Jerry Walker
Director, Player Development	Mike Jorgensen
Administrative Assistant	Judy Francis
Director, Scouting	Ed Creech
Assistant Scouting Director	John Mozellak
West Region Cross-Checker	Marty Keough
East Region Cross-Checker	Mike Roberts
Major League Scouts	Jeff Scott, Joe Sparks & Mike Squires
Special Assignment Scout.....	Fred McAlister
Coordinator, International Scouting	Tim Hanser
Manager, Business Operations for Baseball	Scott Smulczynski
Assistant to Player Development and Major League Operations	John Vuch

MANAGER / COACHING STAFF

Field Manager	Tony La Russa
Pitching Coach	Dave Duncan
Batting Coach	Dave Parker
First-Base Coach	Dave McKay
Third-Base Coach	Rene Lachemann
Dugout Coach.....	Camey Lansford
Bullpen Coach	Mark DeJohn
Major League Assistant.....	Red Schoendienst
Major League Trainer.....	Barry Weinberg
Assistant Major League Trainer	Brad Henderson
Medical/Rehabilitation Coordinator	Mark O'Neal
Equipment Manager	Buddy Bates
Assistant Equipment Manager	Rip Rowan
Traveling Secretary	C.J. Chere
Visiting Clubhouse Manager.....	Jerry Risch
Video Coordinator / Major Leagues.....	Chad Blair

FACILITY OPERATIONS

Vice President, Stadium Operations	Joe Abernathy
Administrative Assistant	Nan Bommarito
Director, Stadium Operations	Mike Bertani
Director, Merchandising	Bill DeWitt III
Director, Food and Beverage Services	Vicki Bryant
Administrative Assistants.....	Lori Jones, Bernie Fassler
Director, Security and Special Services.....	Joe Walsh
Administrative Assistant	Hope Baker
Director, Quality Assurance and Guest Services	Mike Ball
Operations Coordinator	Cindy Richards
Head Groundskeeper	Steve Peeler
Field Crew	Todd Bark, Chad Casella, Bill Findley, Terry Moll
Domestic Services	Jackie Smith, Maggie Walker
HVAC.....	Ken Biekert, Thurman Williams
Mechanic	Gene Ross
Carpenter	Barry Abbett
Painter.....	Bill Martin

HALL OF FAME MUSEUM

Museum Curator	Paula Homan
Museum Historian	Erv Fischer



CARDINALS CARE
The St. Louis Cardinals
Community Fund
Director, Dr. Ed Lewis

OWNERSHIP

WILLIAM O. DeWITT JR. CHAIRMAN OF THE BOARD / GENERAL PARTNER



William O. DeWitt Jr. was born August 31, 1941, and grew up in St. Louis as the son of former baseball executive and team owner William O. DeWitt and Margaret H. DeWitt. He led the organization of the Cardinals' ownership group, which purchased the team on March 21, 1996. As the principal owner of the Cardinals, DeWitt serves as Chairman of the Board of Directors and Chief Executive Officer of Gateway Group Inc., the Managing Corporate General Partner of the St. Louis Cardinals, L.P. He oversees all financial and league matters for the team.

DeWitt is a graduate of St. Louis Country Day School and holds a 1963 B.A. degree in economics from Yale University and a 1965 M.B.A. degree from Harvard Business School.

DeWitt has been involved in baseball since his childhood and has held past investment interests in the Baltimore Orioles, Cincinnati Reds and Texas Rangers. He also has served as a board member for the Cincinnati Bengals and the Cincinnati Stingers hockey team. His father owned the St. Louis Browns from 1949-51, when Bill Jr. served as the team's balboy. His uniform, which was worn by midget Eddie Gaedel during his famous pinch-hitting appearance on August 19, 1951, is on loan to the National Baseball Hall of Fame.

DeWitt is President of the investment firm Reynolds, DeWitt & Co. He also is Co-Chairman of Restaurant Management Inc. and a board member of Sena Weller Rohs Williams Inc. and U.S. Playing Card Co.

He has had investment interests in CEA Corp. (parent of Cincinnati Equitable Insurance Co.), Charter Cable Systems Inc., Cincinnati Riverfront Coliseum, Coca-Cola Bottling Investment Group Inc. (co-chairman), Future Now Corporation (publicly traded on NASDAQ), Middle States Coca-Cola Bottling Group Inc. (vice-chairman), Midwest Employers Casualty Co., Mississippi Valley Investment Co. (bank holding company), Republic Broadcasting Corp., and Spectrum 7 Energy Corp. (vice-chairman).

His numerous civic activities include President of the Fund for Independent Schools of Cincinnati (minority scholarship program), Hamilton County Republican Finance Committee, President of the William O. and Margaret H. DeWitt Foundation, Semple Foundation Board Member, Yale University Development Board Member, Regional Chairman for the Yale Campaign, Cincinnati Art Museum Board Member, Taft Museum Board Member, Cabinet Member for Cincinnati Fine Arts Fund, United Way of Cincinnati, Multiple Sclerosis Society and Salvation Army Board Member.

DeWitt is married to the former Katharine Cramer of St. Louis. They have four grown children: Katie, Bill, Andrew and Margot. DeWitt's sister, Donna "DeDe" DeWitt Lambert, is also an investor in the team.

OWNERSHIP PARTNERS

William O. DeWitt Jr.
Stephen F. Brauer
Nick D. Kladis
David C. Pratt
Richard H. Sutphin
W.J. and T.L. Williams

Frederick O. Hanser
Robert H. Castellini
Donna DeWitt Lambert
Michael E. Pulitzer
Dudley S. Taft

Andrew N. Baur
G. Watts Humphrey Jr.
Michael McDonnell
Mercer Reynolds
John K. Wallace Jr.

FREDERICK O. HANSER, CHAIRMAN



Frederick O. Hanser was a principal organizer of the Cardinals' ownership group, which purchased the team on March 21, 1996. Hanser is President and Director of Gateway Group Inc., the Managing Corporate General Partner of the St. Louis Cardinals, L.P., and Chairman of the St. Louis Cardinals, L.P. He oversees the daily operations of the team on behalf of the ownership group as well as the activities of the holding companies and other subsidiaries.

Hanser, a St. Louis attorney, has been a partner in the St. Louis law firm of Armstrong, Teasdale, Schlafly and Davis since 1978, specializing in banking and corporate and estate taxation. He was a lawyer for the firm of Fordyce and Mayne from 1966-78. He has been involved in numerous venture capital and closely held businesses,

including Mississippi Valley Bancshares Inc., the holding company for Southwest Bank.

Hanser, a life-long St. Louis resident and Cardinals fan, was born April 13, 1942. He is the son of Mrs. Olive D. Mullen and the late S. Albert Hanser, M.D. He is the great-grandson of former Cardinals investor Adolph M. Diez, whose involvement with the Cardinals spanned 30 years, from 1917 to 1947.

Hanser received a B.A. degree in economics from Yale University in 1963 and earned a J.D. degree from the Washington University School of Law in 1966.

His business and civic activities include Mississippi Valley Bancshares Inc. Board of Directors and Executive Committee; St. Louis Children's Hospital Board and previously the Development Board; St. Louis Country Day School Board of Directors; Easter Seal Society Board of Directors; and the Executive Board of the Greater St. Louis Area Council, Boy Scouts of America.

Hanser and his wife, Kathy, have two grown children, Tim and Kara.

ANDREW N. BAUR, SECRETARY-TREASURER



Andrew N. Baur was a principal organizer of the Cardinals' ownership group that purchased the team on March 21, 1996. Mr. Baur is the Secretary-Treasurer and a Director of Gateway Group Inc., the Managing Corporate General Partner of the St. Louis Cardinals, L.P., and is Secretary-Treasurer of the St. Louis Cardinals, L.P. Baur is a native St. Louisan and life-long Cardinals fan.

Baur is currently chairman and CEO of Southwest Bank and its holding company, Mississippi Valley Bancshares Inc. Baur led a group that purchased Southwest Bank in October 1984.

His past career posts include: Chairman and CEO of the County Bank of St. Louis, and President and Chief Operating Officer of County Tower Corp., the holding company for County Bank (1978-84); President and Chairman,

Commerce Bank of St. Louis (1974-78); Mercantile Trust Co., N.A., which he entered as a commercial banking officer and left as Vice President in charge of the Loan Division (1970-74); and employment by the First National Bank of Atlanta (1967-70), where he started as a management trainee and was elected an officer in 1969.

Baur received an A.B. degree in 1966 from Washington & Lee University in Lexington, Va., and an M.B.A. from Georgia State University in 1970.

Baur is a member of the Board of Directors for Rawlings Sporting Goods Co., St. Louis University, the MUNY (Municipal Theater Association) and the Unity Health Network. He is the former chairman of St. Luke's Hospital, the St. Louis Regional Commerce & Growth Association, the Arts & Education Council of Greater St. Louis and KETC. Baur also serves as a Commissioner of Tower Grove Park.

Baur is the son of Andrew H. Baur and the former Florence Noland. He was born in St. Louis on April 25, 1944, and attended Country Day School. He has three grown children, Andrew, Todd and McKay.

MARK C. LAMPING PRESIDENT



Mark Lamping was named president of the St. Louis Cardinals on September 1, 1994. In addition to the club's 1996 Central Division championship and return to postseason play for the first time since 1987, his tenure has been highlighted by the design and completion of major renovations to Busch Stadium.

In February 1994, Lamping was appointed commissioner of the Continental Basketball Association after serving as Anheuser-Busch's group director of sports marketing for five years. In that position, he coordinated all domestic and international sports marketing activities for Anheuser-Busch's beer brands, including sponsorship agreements for the Olympics, the World Cup and all major

professional sports, including Major League Baseball, the National Football League, the National Hockey League and the National Basketball Association.

Lamping, 40, joined Anheuser-Busch in 1981. He initially worked in the company's corporate planning group before serving as a district sales manager in southern Illinois and central Iowa. He also served as the senior brand manager for new products and director of sales operations.

His civic activities include Chairman, Downtown St. Louis Presents Inc.; Board of Directors, St. Louis Downtown Partnership; St. Louis Sports Commission Board of Directors; Board of Directors, International Bowling Hall of Fame and Museum; Fontbonne College Board of Trustees; and St. Joseph Hospital of Kirkwood Advisory Board.

Lamping also is involved in a variety of charitable organizations, including Board of Directors, Roman Catholic Orphan Board; Board of Directors, Boone Valley Classic Foundation; St. Patrick's Center for the Homeless; Matthews-Dickey Boys Club Board of Advisors; Board of Directors of the St. Louis Cardinals Community Fund; and 1996 Chairman of the Old Newsboys Day for children's charities.

A St. Louis native and graduate of Vianney High School, Lamping holds a bachelor's degree in accounting from Rockhurst College in Kansas City and a master's degree in business administration from Saint Louis University. He lives in Kirkwood, Mo., with his wife, Cheryl, and their children, Brian, Lauren and Timothy.

CARDINALS' CLUB PRESIDENTS

J.B.C. Lucas.....	1876-77
Henry V. Lucas	1885-86
Chris Von der Ahe	1892-97
Benjamin S. Muckenfuss	1898
Frank De Hass Robison	1899-1906
M. Stanley Robison	1906-10
E.A. Steininger	1911-12
James C. Jones	1912
Schuyler P. Britton	1913-16
Mrs. Schuyler P. Britton.....	1916
W. Branch Rickey	1917-19
Samuel Breadon	1920-47
Robert E. Hannegan	1947-49
Fred M. Saigh Jr.	1949-53
August A. Busch Jr.	1953-73
Richard A. Meyer	1974
August A. Busch Jr.	1974-89
Fred L. Kuhlmann	1989-91
Stuart F. Meyer	1992-94
Mark C. Lamping.....	1994-present

WALT JOCKETTY VICE PRESIDENT / GENERAL MANAGER



Walt Jocketty is entering his 24th season in professional baseball. He was named the Cardinals' vice president/general manager on October 14, 1994, and signed a three-year contract extension (through the year 2000) in September 1997.

Jocketty, 47, was instrumental in bringing Manager Tony La Russa to St. Louis and has played a significant role in adding such standouts as Mark McGwire, Ron Gant, Todd Stottlemyre and Gary Gaetti. His acquisitions in 1996 brought nearly a dozen new faces to the St. Louis roster, helping the Cardinals return to the postseason after an eight-year drought. Jocketty also has paid close attention to the Redbirds' home-grown talent, putting together deals that have secured Ray

Lankford, Brian Jordan and Donovan Osborne.

Jocketty served 10 seasons as the Director of Baseball Administration for the Oakland A's before joining the Colorado Rockies' front office in 1993. He served a total of 14 years with Oakland, starting in March 1980, when he was hired by Charles O. Finley as Director of Minor League Operations and Scouting. Jocketty was instrumental in overhauling the A's minor league system and helped turn the club into one of the 1980s most dominant franchises by producing such standouts as McGwire, Jose Canseco and Walt Weiss. Before joining the Cardinals, Jocketty was the Assistant General Manager/Player Personnel for the Colorado Rockies.

Jocketty currently serves on Major League Baseball's Operations Committee, which is responsible for negotiations between the Professional Baseball Association and Major League Baseball. He also is a board member of the Epworth Children's Home in St. Louis.

Jocketty is a native of Minneapolis, Minn., where he earned a bachelor's degree in business administration from the University of Minnesota in 1974. He and his wife, Sue, have two children, Ashley and Joey, and make their home in St. Louis County.

CARDINALS' GENERAL MANAGERS

Richard A. Meyer	1954-55
Frank C. Lane	1956-57
Vaughn P. (Bing) Devine	1958-64
Robert L. Howsam.....	1965-66
Stanley F. Musial	1967
Vaughn P. (Bing) Devine	1968-78
John Claiborne.....	1979-80
Dorrel (Whitey) Herzog	1980-82
Joe McDonald	1982-84
Dal Maxvill	1985-94
Walt Jocketty	1994-present

JERRY WALKER

VICE PRESIDENT, PLAYER PERSONNEL



As vice president of player personnel, Walker assists General Manager Walt Jocketty with personnel decisions involving the major league club and oversees the Cardinals' player development and scouting activities. He was promoted to his current position on February 1, 1997, after serving as director of major league player personnel since he joined the organization in November 1994.

After concluding his playing career in 1964, Walker managed five years at the minor league level for the New York Yankees. He scouted for the Yankees from 1973 until the middle of the 1981 season, when he was named the Yankees' major league pitching coach. He also served as the Houston Astros' major league pitching coach from 1983-1986.

Walker returned to the scouting ranks in 1987, joining the Detroit Tigers as a special assignment scout. He was appointed the Tigers' general manager in September 1991 and was responsible for overseeing all major and minor league operations. In April 1994, he joined the Toronto Blue Jays as a special assignment scout.

A former pitcher, Walker's major league career spanned eight seasons with Baltimore (1957-60), Kansas City (1961-62) and Cleveland (1963-64). He became the youngest pitcher to ever start an All-Star Game in 1959, when at age 20, he drew the assignment for the American League in the second game played that summer (on Aug. 3).

Walker, 59, a native of Ada, Okla., and his wife, Janis, have two married daughters and five grandchildren.

BEHIND THE SCENES

DR. STAN LONDON SENIOR MEDICAL ADVISER



Dr. Stan London was appointed the Cardinals' senior medical adviser in October 1997. He was the Cardinals' head physician for 29 seasons, succeeding his associate, Dr. I.C. Middleman, who passed away in September 1968.

Dr. London, 71, a native of Springfield, Ill., received his M.D. degree from Washington University in 1949. As a student, he excelled in baseball and is widely regarded as Washington University's greatest basketball player ever. While studying for his doctorate, Dr. London coached the university's baseball team and was assistant basketball coach.


Dr. London is a fellow for both the American Board of Surgeons and the American College of Surgeons, an assistant professor of surgery at Washington Medical, and a partner in Parkerest Surgical Associates.

Dr. London was the team physician for the St. Louis Hawks during the club's 11 seasons (1956-57 to 1966-67) in the National Basketball Association. He has tended to Cardinal baseball players' medical needs since 1956.

One of the area's top all-time amateur athletes, Dr. London is a member of the Springfield (Ill.) High School Hall of Fame, the Illinois Basketball Hall of Fame and was the first inductee into the Missouri Handball Hall of Fame. He also is a member of the Missouri Sports Medicine Hall of Fame.

Dr. London and his wife, Jackie, have three children and four grandchildren.

DR. GEORGE A. PALETTA JR. HEAD TEAM PHYSICIAN



Dr. George A. Paletta Jr. was named the Cardinals' head physician in February after serving as the New York Mets' associate team physician since July 1996. Paletta also has been an assistant team physician for the Cleveland Browns and Cleveland Cavaliers.

Paletta is a 1984 graduate of The College of the Holy Cross in Worcester, Mass. He completed medical school in 1988, receiving an M.D. from Johns Hopkins University School of Medicine in Baltimore. Paletta completed a surgical internship at Northwestern University Hospital in Chicago and then a residency in orthopedic surgery at the Hospital for Special Surgery in New York. While at the Hospital for Special Surgery, he also completed a research fellowship in sports medicine. After residency, he served as a fellow in sports medicine in 1994 and '95 at the Cleveland Clinic. He then completed an additional fellowship in pediatric and adolescent sports medicine at Children's Hospital of Michigan.

In January 1996, Paletta joined the staff of the Hospital for Special Surgery as an assistant attending surgeon on the Sports Medicine and Shoulder Service, where his practice specialized in sports medicine. He also served on the faculty of Cornell University Medical College as an instructor in orthopedic surgery.

In 1998, he joined the faculty of Washington University's Department of Orthopedic Surgery as an assistant professor.

Paletta and his wife, Jackie, have three children: Sarah, Savannah and George III.

DR. RICK WRIGHT
ASSISTANT TEAM PHYSICIAN



Dr. Rick Wright, a native of Sikeston, Mo., and graduate of the University of Missouri, begins his first year as an orthopedic specialist on the Cardinals' medical staff. Wright has served as an orthopedic physician for the St. Louis Rams since 1995 and the St. Louis Blues since 1997. He also has worked with the Minnesota Twins, Minnesota Vikings and Minnesota Timberwolves.

Wright is a 1984 graduate of the University of Missouri-Columbia and received his M.D. from the university in 1988. Following medical school, he received specialty training in orthopedic surgery at Vanderbilt University from 1988-93. From 1993-

1994, he did subspecialty training in orthopedic sports medicine at the Minneapolis Sports Medicine Center.

Wright established his practice in St. Louis in August 1994 and is a member of the Department of Orthopedic Surgery at Washington University.

Wright is married to the former Lana Adams. The couple have two children, Megan and Robert.

DR. KEN YAMAGUCHI
ASSISTANT TEAM PHYSICIAN



Dr. Ken Yamaguchi joins the Cardinals' medical staff as a specialist in shoulder and elbow disorders. He currently serves as an assistant professor and chief of shoulder and elbow surgery at Barnes-Jewish Hospital.

After graduating from UCLA, Yamaguchi attended George Washington University School of Medicine, where he also served his orthopedic residency training. He completed his fellowship training in shoulder surgery with the internationally renowned shoulder service at Columbia-Presbyterian Medical Center in New York, which serves as consultant to the Yankees. Yamaguchi

later continued his elbow training at the Mayo Clinic and has authored several publications on shoulder and elbow surgery.

Born and raised in Southern California, the 37-year-old physician resides in Chesterfield, Mo., with his wife, Kathy, and two children, Kelli and Kyle. His hobbies include running, water sports, and long walks with his family.

DR. JIM LOOMIS
ASSISTANT TEAM PHYSICIAN



Dr. Jim Loomis, the Cardinals' new specialist in internal medicine, has been a team physician for the St. Louis Rams since 1995 and has served as European tour physician for the St. Louis Symphony.

Loomis, 38, a native of Little Rock, Ark., came to St. Louis in 1985 after receiving his M.D. from the University of Arkansas. He served his internship and residency in internal medicine at Barnes Hospital, completing both in 1988. He received his M.B.A. from Washington University in 1997.

Loomis is board-certified in internal medicine and a member of Alpha Omega Alpha, the American College of Physicians and the American College

of Sports Medicine. He is part of the BJC Medical Group and practices with Associated Internists in west St. Louis County. He also is on the clinical faculty of Washington University's School of Medicine in the Department of Medicine.

Loomis enjoys running and cycling and has competed in several triathlons and marathons. He and his wife, Susan, have two sons, Jimmy and Billy.

BARRY WEINBERG
TRAINER



Barry Weinberg joins the Cardinals as head athletic trainer following 16 seasons as trainer of the Oakland A's. He began his training career in 1974 with the Pittsburgh Pirates, where he spent five seasons in their minor league system. He was the New York Yankees' assistant trainer from 1979-81.

Weinberg, 46, is a member of the National Athletic Trainers Association and the National Strength and Conditioning Association. He also conducts continuing education seminars for the Professional Baseball Athletic Trainers Society. Weinberg received a bachelor's degree in physical education from Springfield (Mass.) College and a

master's degree in athletic training from Indiana University. He was the American League trainer at the 1987 and '93 All-Star games.

A native of Silver Springs, Md., Weinberg now resides in Alameda, Calif. He enjoys country and western music, photography and golf.

BRAD HENDERSON
ASSISTANT TRAINER



Brad Henderson is entering his 11th season as the Cardinals' assistant trainer. The 36-year-old Henderson joined the Cardinals' training staff in May 1988 and has been a trainer in the organization since 1985.

Henderson, a native of Ballwin, Mo., is a 1985 graduate of the University of Missouri. His first trainer's position was with Johnson City of the Appalachian League. He was head trainer at Arkansas (Texas League) before joining the major league club in 1988. Henderson has been a NATA member since 1986 and is licensed by the state of Missouri. He is the National League Assistant

Trainer Representative to the PBAT Executive Committee.

Henderson also has worked with the training staffs of the St. Louis football Cardinals and the University of Missouri's football and baseball teams.

Henderson and his wife, Julie Lynn, have a son, Blake Andrew, and a daughter, Brooke Marie. In his spare time, Henderson enjoys running, horse racing and golf.

MARK O'NEAL **MEDICAL/REHABILITATION COORDINATOR**



Mark O'Neal enters his ninth season as a trainer in the Cardinals' organization and his first year at the major league level. For the past four seasons, he was head trainer for the Louisville Redbirds.

O'Neal joined the organization after graduating from the University of Arkansas in 1989. After a year with the Cardinals' Savannah club in 1990, he was the Arkansas Travelers' trainer for three seasons (1991-93). In the off-season, the Russelville, Ark., native has worked as a trainer for the University of Arkansas-Little Rock and in the instructional Arizona Fall League.

A nationally certified trainer, the 31-year-old O'Neal enjoys golf and is an avid reader. He and his wife, Stefanie, have one child, Conner.

C.J. CHERRE **TRAVELING SECRETARY**



C.J. Cherre is responsible for handling the Cardinals' travel and road accommodations, including all spring training arrangements in Jupiter, Fla.

Born in Norfolk, Va., and raised in St. Louis, Cherre is entering his 21st season with the club. He is a 1970 graduate of St. Louis University High School and received a bachelor's degree (cum laude) from Saint Louis University in 1974.

Cherre began his Cardinals career in the group sales department, where he worked in 1977 and '78. He was named assistant director of public relations in January 1979 and held the position through 1980.

He assumed his current position in January 1981.

Cherre, an ardent University of Notre Dame supporter, enjoys swimming, country and contemporary music, and fine dining. He has a daughter, Laura.

BUDDY BATES **EQUIPMENT MANAGER**



Buddy Bates is in his 16th season as the Cardinals' equipment manager. He succeeded Butch Yatkeman, who was with the Redbirds for 59 years before retiring after the 1982 season.

The 45-year-old Bates joined the Cardinals in 1969, his first of three seasons as a bat boy. He was named assistant equipment manager and visiting clubhouse manager in 1972, holding the positions until assuming his current role in 1983.

Bates, a St. Louis native, is a graduate of Central High School, where he lettered in basketball. He attended Florissant Valley Community College and the University of Missouri-St. Louis. In his spare

time, Bates is a big supporter of Saint Louis University's basketball program and enjoys collecting Motown music. He was honored in 1997 with the "Good Guy" award by the St. Louis Chapter of the BBWAA.



RIP ROWAN
ASSISTANT EQUIPMENT MANAGER

Rip Rowan is entering his 10th season as the Cardinals' assistant equipment manager. Rowan, a native of St. Louis, has been with the Cardinals since 1978, when he served as the visitors' bat boy.

The 34-year-old Rowan graduated from Pattonville High School in 1982 and began assisting in the Cardinal clubhouse in 1983. He enjoys watching sports and playing racquetball in his spare time. He and his wife, Dawn, have two children, Jessica and Jacob.

JERRY RISCH
VISITING CLUBHOUSE MANAGER



Jerry Risch is in his 33rd season with the Cardinals and his 15th year as visiting clubhouse manager.

The 45-year-old Risch began working for the Cardinals in 1966 as the umpires' room manager. In 1969 and 1970, he served as the Redbirds' bat boy. He began working as an assistant in the visitors' clubhouse in 1971 and was named to his current position in 1983.

Risch is a graduate of Southwest High School, where he lettered in soccer. He attended Meramec Community College and the University of Missouri-St. Louis. Risch and his wife, the former Mary

Catherine Arnold, have two children, Jessica and Joseph. Risch enjoys trout fishing, photography and racquetball in his spare time.

JEFF MURPHY
BULLPEN CATCHER



Murphy begins his second season as the Cardinals' bullpen catcher and his seventh year in the organization. A former All-Big Eight performer at the University of Nebraska, Murphy was the Cards' 19th-round pick in the June 1992 amateur draft. He advanced to Class-AA Arkansas before an ankle injury in 1996 curtailed his career.

Murphy was named to the New York-Penn League's postseason All-Star squad in 1992, his first professional season. He threw out 47 percent of the runners attempting to steal against him. The next year, he led the South Atlantic League's catchers in fielding while posting career highs with

seven home runs and 47 runs batted in. After spending the 1994 and '95 seasons at St. Petersburg, he moved to Arkansas in 1996 but appeared in just two games before injuring his ankle. He was named the Cardinals' bullpen catcher during spring training in 1997 after coming to camp as a nonroster invitee.

Born in St. Louis, the 27-year-old Murphy was raised in Las Vegas, where he still resides.

Cardinals Care

SERVING ST. LOUIS AREA YOUTH



Popularly known as Cardinals Care, the St. Louis Cardinals Community Fund is a not-for-profit entity established by the team in January 1997. At that time, members of the Cardinals' ownership group made personal, inaugural contributions to the fund totaling \$100,000.

Cardinals Care focuses on benefiting area youth through outreach programs and by financially supporting worthy, efficient efforts and organizations that serve children in the St. Louis community. It is a true team effort and a major vehicle through which the Cardinals both express and manifest their strong commitment to give something back to the community, which has steadfastly supported Cardinals baseball throughout the years.

The Executive Board of Cardinals Care consists of Cardinals General Partner William O. DeWitt Jr., Chairman Frederick O. Hanser, Secretary-Treasurer Andrew N. Baur, Ownership Partner David C. Pratt, President Mark Lamping, Vice President/General Manager Walt Jocketty, Manager Tony La Russa, several current players, Hall of Famers Lou Brock and Red Schoendienst, and Cardinals Care Director Dr. Edward Lewis.

Cardinals Care strives to positively impact the lives of children, especially disadvantaged or severely challenged youngsters, by working with area charitable and youth organizations, raising funds, supporting youth baseball programs and providing opportunities for children to attend games and interact with the Cardinals. In its first two years, Cardinals Care expects to distribute at least \$500,000 to support area efforts benefiting children.

Each winter, Cardinals Care presents the St. Louis Cardinals Winter Warm-Up, an off-season baseball gathering where thousands of adults and children celebrate their fellowship as Cardinals fans while raising funds to support the Cardinals Care effort. After only its second year, the Warm-Up already enjoys a level of interest, support, and participation by fans, current and former players, Hall of Famers, and area business sponsors that is unsurpassed among team charity events in professional sports.

In addition to donating their time by participating in Cardinals Care programs, many Cardinals players have pledged personal financial commitments, notably pitchers Donovan Osborne and Todd Stottlemyre and first baseman Mark McGwire, who has made a very strong commitment to combat the problem of child abuse and neglect and to aid its victims.

One hundred percent of the annual administrative and operating expenses of Cardinals Care are underwritten by the ballclub, thereby ensuring that none of the funds raised via events, autograph sessions, auctions, sponsorships or donations are used to cover these costs. This structure makes Cardinals Care an extremely efficient vehicle through which supporters and contributors achieve maximum impact in helping St. Louis-area children. Consistent with the goal of maximizing impact, Cardinals Care places a high priority on efficiency of operations when evaluating potential beneficiary organizations for all grants and distributions.

THE MANAGER, COACHES AND PLAYERS

THE MANAGER

Tony La Russa	18
---------------------	----

THE COACHES

Mark DeJohn, Bullpen	21
Dave Duncan, Pitching.....	22
Rene Lachemann, Third Base	23
Carney Lansford, Bench	24
Dave McKay, First Base	25
Dave Parker, Hitting	26
Lou Brock, Special Instructor	27
Bob Gibson, Special Instructor	28
Red Schoendienst, Special Assistant to G.M.	29

THE PLAYERS

Armando Almanza	32	Ray Lankford	97
Manny Aybar	33	Sean Lowe	102
David Bell	38	John Mabry	103
Rigo Beltran	40	Eli Marrero	106
Alan Benes	41	Willie McGee	107
Kent Bottenfield	44	Mark McGwire	115
Jeff Brantley	47	Kent Mercker	129
Mike Busby	50	Matt Morris	132
Royce Clayton	54	Juan Munoz	134
Rich Croushore	63	Luis Ordaz	137
Delino DeShields	64	Donovan Osborne	138
John Frascatore	68	Tom Pagnozzi.....	142
Gary Gaetti.....	70	Lance Painter	146
Ron Gant	75	Mark Petkovsek	149
Scarborough Green	79	Placido Polanco	152
Rick Heiserman	80	Brady Raggio	154
David Howard.....	81	Chris Richard	155
Brian Jordan.....	87	Danny Sheaffer	158
Curtis King	90	Todd Stottlemyre	165
Tom Lampkin	94		

NON-ROSTER PLAYERS

Richard Ankiel	33	Rusty Meacham	125
Jose Bautista	35	Roberto Mejia.....	127
Wes Chamberlain.....	51	Steve Ontiveros	135
Vince Coleman.....	56	Cliff Politte	153
Brian Hunter	84	Reed Secrist.....	156
Wayne Kirby	91	Craig Shipley	161
Braden Loper	101	Mike Stefanski	164
Roster	30 - 31		
Detailed Hitting/Pitching Statistics	171 - 212		
Upcoming Milestones	170		

THE MANAGER

ANTHONY (TONY) LA RUSSA JR. (10)



Tony La Russa enters his third season at the Cardinals' helm as the career leader in wins (1,481) among active managers. He also ranks fifth in career winning percentage (.524) among current skippers.

La Russa was hired by the Cardinals on October 23, 1995, after managing for 17 years in the American League with Oakland and Chicago. In his first N.L. season, La Russa guided the Cardinals to the 1996 Central Division title and was named Major League Manager of the Year by the Associated Press.

Regarded by his peers as one of the game's top managers, La Russa's honors include Manager of the Year recognition in four seasons, one N.L. Central Division title, five A.L. Western Division titles, three A.L. pennants and one World Series championship.

La Russa began his professional managing career in 1978 with Knoxville of the Class-AA Southern League before taking his first major league managing job on August 2, 1979, with the Chicago White Sox.

In seven-plus seasons (1979-86) with the White Sox, La Russa quickly established his managerial acumen. In 1983, he guided Chicago to the A.L. West title and the best record in the major leagues, 99-63. He was rewarded with Manager of the Year accolades from The Sporting News, the Associated Press and the Baseball Writers' Association of America.

In 1984, La Russa's White Sox were tied for first place at the All-Star break before finishing fifth with a 74-88 record. He was relieved of his duties on June 19, 1986, and assumed the manager's role with Oakland less than three weeks later, on July 7.

In just his second full year with the A's, La Russa managed the club to an A.L. West-record 104 wins, the A.L. pennant and into the 1988 World Series. He again earned Manager of the Year honors from the BBWAA and The Sporting News. For three straight years, 1988-90, the A's led the major leagues in victories, only the 11th time in history that a team had accomplished such a feat. During that span, La Russa's A's became the first team to win three consecutive A.L. pennants since the 1976-78 New York Yankees.

In 1989, La Russa guided the Athletics to their fourth World Championship since the club moved to Oakland, sweeping the Giants in four straight games during the earthquake-interrupted Bay Bridge Series.

On July 14, 1991, La Russa became the 40th manager in major league history to win 1,000 career games. He earned a third Manager of the Year award in 1992 after steering the A's to their fourth A.L. West title in five years. He is Oakland's all-time leader in games managed (1,471) and victories (798).

The former infielder signed his first pro contract with the Kansas City Athletics on the night he graduated from high school in 1962. He made his major league debut with Kansas City just one year later. La Russa didn't return to the majors again until 1968, this time with the A's of Oakland. He went on to play parts of four seasons in Oakland before concluding his big-league playing career with Atlanta and the Chicago Cubs. Overall, his professional career spanned 16 seasons.

La Russa, the 48th manager in Cardinals history, actually was a member of the organization once previously, when he was a player-coach for the Cardinals' Triple-A New Orleans affiliate in 1977.

A graduate of Florida State University's School of Law in 1978, La Russa passed the bar exam in December 1979, making him one of only five lawyer/managers in baseball history. The other four are Monte Ward (New York Giants, Brooklyn and Providence, late 1800s), Hughie Jennings (Detroit, 1907-20, New York Giants, 1924), Miller Huggins (St. Louis Cardinals and New York Yankees, 1913-29) and Branch Rickey (St. Louis Browns, 1913-15, St. Louis Cardinals, 1919-25). All of La Russa's predecessors are in the Hall of Fame.

La Russa, 53, makes his off-season home in Danville, Calif., with his wife, Elaine, and their two daughters, Bianca Tai (9/14/79) and Devon Kai (8/17/82). La Russa was born 10/4/44 in Tampa, Fla., and graduated from Jefferson High School in Tampa. He also holds a degree in industrial management from The University of South Florida in Tampa. He is an active member in the Cardinals' community foundation, Cardinals Care.

MANAGERIAL RECORD (REGULAR SEASON)

Year	Club	League	Finish	W	L
1978	Knoxville	Southern	1st (West, 1st half) (2nd half)	49 4	21 4
1979	Iowa	Amer. Assoc.		54	52
	Chicago	American	5th (West)	27	27
1980	Chicago	American	5th (West)	70	90
1981	Chicago	American	3rd (West, 1st half) 6th (West, 2nd half)	31 23	22 30
1982	Chicago	American	3rd (West)	87	75
1983*+~	Chicago	American	1st (West)	99	63
1984	Chicago	American	5th (tie, West)	74	88
1985	Chicago	American	3rd (West)	85	77
1986	Chicago	American		26	38
	Oakland	American	3rd (tie, West)	45	34
1987	Oakland	American	3rd (West)	81	81
1988*#	Oakland	American	1st (West)	104	58
1989	Oakland	American	1st (West)	99	63
1990	Oakland	American	1st (West)	103	59
1991	Oakland	American	4th (West)	84	78
1992*#	Oakland	American	1st (West)	96	66
1993	Oakland	American	7th (West)	68	94
1994	Oakland	American	2nd (West)	51	63
1995	Oakland	American	4th (West)	67	77
1996~	St. Louis	National	1st (Central)	88	74
1997	St. Louis	National	4th (Central)	73	89
MAJOR TOTALS				1,481	1,346

* AL Manager of the Year (BBWAA)

AL Manager of the Year (TSN)

+ Major League Manager of the Year (TSN)

- Major League Manager of the Year (AP)

MANAGERIAL RECORD (POSTSEASON/ALL-STAR GAME)

Year	Club	League	D.S.		L.C.S.		W.S.		A.S.G.	
			W	L	W	L	W	L	W	L
1983	Chicago	American	-	-	1	3	-	-	-	-
1988	Oakland	American	-	-	4	0	1	4	-	-
1989	Oakland	American	-	-	4	1	4	0	1	0
1990	Oakland	American	-	-	4	0	0	4	1	0
1991	Oakland	American	-	-	-	-	-	-	1	0
1992	Oakland	American	-	-	2	4	-	-	-	-
1996	St. Louis	National	3	0	3	4	-	-	-	-
MAJOR TOTALS			3	0	18	12	5	8	3	0

LA RUSSA — COMPLETE RECORD

Year	Club	LG	AVG.	G	AB	R	H	2B	3B	HR	RBI
1962	Daytona Beach	FiaSt	.258	64	225	37	58	7	0	1	32
	Binghamton	East	.186	12	43	3	8	0	0	0	4
1963	Kansas City	AL	.250	34	44	4	11	1	1	0	1
1964	Lewiston	Nwest	.234	90	329	50	77	22	1	1	25
1965	Birmingham	South	.193	75	259	24	50	11	2	1	18
1966	Modesto	Cal	.291	81	316	67	92	20	1	7	54
	Mobile	South	.294	51	170	20	50	9	4	4	26
1967	Birmingham	South	.230	41	139	12	32	6	1	5	22
1968	Oakland	AL	.333	5	3	0	1	0	0	0	0
	Vancouver	PCL	.240	122	455	55	109	16	8	5	29
1969	Iowa	AmAs	.306	67	235	37	72	11	1	4	27
	Oakland	AL	.000	8	8	0	0	0	0	0	0
1970	Iowa	AmAs	.250	22	88	13	22	5	0	2	5
	Oakland	AL	.198	52	106	6	21	4	1	0	6
1971	Iowa	AmAs	.290	28	107	21	31	5	1	2	11
	Oakland	AL	.000	23	8	3	0	0	0	0	0
	Atlanta	NL	.286	9	7	1	2	0	0	0	0
1972	Richmond	Int	.308	122	389	68	120	13	2	10	42
1973	Wichita	AmAs	.314	106	392	82	123	16	0	5	75
	Chicago	NL	—	1	0	1	0	0	0	0	0
1974	Charleston	Int	.260	139	457	50	119	17	1	8	35
1975	Denver	AmAs	.280	118	354	87	99	23	2	7	46
1976	Iowa	AmAs	.259	107	332	53	86	11	0	4	34
1977	New Orleans	AmAs	.188	50	128	17	24	2	2	3	6
MAJOR TOTALS			.199	132	176	15	35	5	2	0	7

TOP WINNING PERCENTAGES AMONG CURRENT MAJOR LEAGUE MANAGERS (Minimum 750 Games)

1.	Bobby Cox	1,312-1,089.....	.546
2.	Mike Hargrove	535-453541
3.	Felipe Alou	470-399541
4.	Lou Piniella	864-781525
5.	Tony La Russa.....	1,481-1,346.....	.524

THE COACHES

MARK STEPHEN DeJOHN (34) BULLPEN COACH



DeJohn, 44, joined the Cardinals' major league coaching staff in 1996. He served as the organization's field coordinator for player development for three seasons and managed in the Cardinals' farm system from 1986-1991. He also managed and coached in the Detroit Tigers' and Kansas City Royals' farm systems.

DeJohn was drafted by the New York Mets in 1971 and played in their system through the 1977 season. He signed with the Detroit Tigers in 1978 and reached the major leagues with the Tigers in 1982.

DeJohn made the transition from player to coach the next year, serving as a minor league instructor for the Tigers. He then coached at Kansas City's Eugene

Birmingham affiliate in 1985 but returned to Detroit midway through the season to manage the Tigers' Birmingham affiliate.

DeJohn joined the Cardinals' organization in 1986, managing the Savannah Cardinals to a 75-60 record. He spent two seasons in Savannah before taking the helm of the Midwest League's Springfield Cardinals in 1988. The next year, he was named manager of Johnson City, where he spent two seasons. DeJohn managed Detroit's Class AA London affiliate in 1992 before returning to the Cardinals' organization in 1993.

DeJohn and his wife, Judith Marie, make their home in New Britain, Conn., with their two children, Timothy and Stephanie. DeJohn attended Woodrow Wilson High School in Middletown, Conn.

DeJOHN — COMPLETE RECORD

Year	Club	LG	AVG.	G	AB	R	H	2B	3B	HR	RBI
1971	Marion	Appy	.219	43	114	11	25	1	0	0	10
1972	Batavia	NYP	.205	69	258	25	53	5	2	1	15
1973	Pomp. Bch	FlaSt	.243	138	511	62	124	13	1	1	32
1974	Victoria	Tex	.222	119	424	52	94	15	2	0	26
1975	Tidewater	Int	.241	122	386	31	93	13	0	1	25
1976	Tidewater	Int	.199	111	332	27	66	10	3	1	22
1977	Tidewater	Int	.201	115	343	30	69	8	2	0	22
1978	Evansville	AmAs	.235	100	289	25	68	3	2	1	27
1979	Evansville	AmAs	.228	112	337	36	77	7	1	2	30
1980	Evansville	AmAs	.238	122	383	35	91	14	2	2	35
1981	Evansville	AmAs	.238	127	395	42	94	10	1	5	43
1982	Evansville	AmAs	.182	57	159	18	29	3	2	2	16
	Detroit	AL	.190	24	21	1	4	2	0	0	1
MAJOR TOTALS			.190	24	21	1	4	2	0	0	1

DAVID (DAVE) EDWIN DUNCAN (18) PITCHING COACH



Duncan, 52, enters his third season as the Cardinals' pitching coach after being appointed to the post on October 23, 1995. In each of his first two seasons, the pitching staff set club records for strikeouts and ranked in the top six in the league in ERA.

Before joining the Cardinals, Duncan had been Oakland's pitching coach since July 1986, when he joined the A's along with manager Tony La Russa. Under Duncan's guidance, the Oakland staff ranked as one of the best in baseball, leading the American League in ERA from 1988 through 1990. In 1990, the A's had the lowest earned-run average in the majors, becoming just the second A.L. staff to do so since the inception of the DH rule in 1973.

Duncan began his coaching career in 1978 with the Cleveland Indians. In 1982, he was hired as Seattle's pitching coach, and the Mariners responded by leading the A.L. in strikeouts and finishing second in saves and shutouts. He left the Mariners in 1983 to join La Russa and the Chicago White Sox.

A former catcher, Duncan signed with the Kansas City A's in 1963 and made his major league debut in 1964. When the A's moved to Oakland, Duncan moved with them and appeared in both the 1971 and 1972 A.L. Championship Series and the 1972 World Series. Duncan concluded his playing career with two-year stints in both Cleveland (1973-74) and Baltimore (1975-76).

During his playing and coaching career, Duncan has been associated with six Cy Young Award winners. He coached Bob Welch, Dennis Eckersley and LaMarr Hoyt, and caught Vide Blue and Jim Hunter in Oakland, and Jim Palmer in Baltimore when all six pitchers won their awards.

Duncan and his wife, Jeanine, have two sons, Christopher and David, and make their off-season home in Tucson, Ariz.

DUNCAN — COMPLETE RECORD

Year	Club	LG	AVG.	G	AB	R	H	2B	3B	HR	RBI
1963	Daytona Bch	FlaSt	.145	47	152	16	22	2	1	4	10
1964	Kansas City	AL	.170	25	53	2	9	0	1	1	5
1965	Birmingham	South	.208	61	192	20	40	11	2	6	20
	Lewiston	Nwest	.277	55	188	30	52	9	1	9	35
1966	Modesto	Cal	.271	121	439	103	119	8	2	*46	112
1967	Birmingham	South	.241	95	323	40	78	14	1	13	48
	Kansas City	AL	.188	34	101	9	19	4	0	5	11
1968	Vancouver	PCL	.316	35	114	21	36	4	2	6	21
	Oakland	AL	.191	82	246	15	47	4	0	7	28
1969	Oakland	AL	.126	58	127	11	16	3	0	3	22
1970	Oakland	AL	.259	86	232	21	60	7	0	10	29
1971	Oakland	AL	.253	103	363	39	92	13	1	15	40
1972	Oakland	AL	.218	121	403	39	88	13	0	19	59
1973	Cleveland	AL	.233	95	344	43	80	11	1	17	43
1974	Cleveland	AL	.200	136	425	45	85	10	1	16	46
1975	Baltimore	AL	.205	96	307	30	63	7	0	12	41
1976	Baltimore	AL	.204	93	284	20	58	7	0	4	17
MAJOR TOTALS			.214	929	2885	274	617	79	4	103	341

* Led league.

RENE GEORGE LACHEMANN (15) THIRD-BASE COACH



Lachemann, 52, enters his second season as the Cardinals' third-base coach. He has the distinction of being the first manager in Florida Marlins franchise history, guiding them to a 221-285 record in three-plus seasons (1993-96). Lachemann also managed in the major leagues with Seattle (1981-83) and Milwaukee (1984).

Counting last season, Lachemann has coached on Tony La Russa's teams for seven seasons. He coached first base for La Russa's 1987-88 teams in Oakland and was third-base coach for the A's from 1989-92. Before joining the A's, he coached third for the Boston Red Sox in 1985 and '86. Between 1986 and '92, Lachemann wound up coaching in five A.L.

Championship Series and four World Series.

A former catcher, Lachemann was signed by the Kansas City Athletics in 1964 following his freshman season at the University of Southern California. His professional playing career spanned nine seasons and included major league stints with Kansas City (1965-66) and Oakland (1968). After retiring as a player, Lachemann managed in the Oakland farm system from 1973-77. He joined the Mariners' system in 1978 and earned a promotion to Seattle on May 6, 1981, when he replaced Manager Maury Wills. At the time, Lachemann was the youngest manager in the major leagues.

A native of Los Angeles, Lachemann is one of three brothers who have had careers in professional baseball. Marcel Lachemann joined Rene with the Marlins in 1993 as the club's first pitching coach. He took over the California Angels' managing job during the 1994 season and held the post until resigning in August 1996. Last season, he was the Angels' pitching coach. Bill Lachemann was a catcher in the Dodgers' system and most recently coached with the Angels. All three brothers graduated from Dorsey High School in Los Angeles. Rene also worked as a bat boy for the Dodgers from 1959-62.

Lachemann and his wife, the former Lauri Thomas, reside in Scottsdale, Ariz., during the off-season. They have two sons: Jim (11/25/64) and Britt (9/25/68). Name is pronounced LATCH-man.

LACHEMANN—COMPLETE RECORD

Year	Club	LG	AVG.	G	AB	R	H	2B	3B	HR	RBI	BB	SO	SB	
1964	Burlington	Midw	.281	99	335	52	94	14	1	*24	82	33	74	0	
	Birmingham	South	.667	3	6	1	4	1	0	0	1	0	0	0	
1965	Kansas City	AL	.227	92	216	20	49	7	1	9	29	12	57	0	
1966	Mobile	South	.256	119	434	48	111	17	1	15	65	32	104	0	
	Kansas City	AL	.200	7	5	0	1	1	0	0	0	0	1	0	
1967	Vancouver	PCL	.222	123	410	26	91	16	0	6	53	31	100	0	
1968	Rochester	Int	.000	1	0	0	0	0	0	0	1	1	0	0	
	Oakland	AL	.150	19	60	3	9	1	0	0	4	1	11	0	
	Vancouver	PCL	.249	63	193	14	48	7	0	4	14	18	48	0	
1969	Iowa	AmAs	.255	107	415	47	106	18	1	20	66	35	91	1	
1970	Iowa	AmAs	.257	61	171	25	44	10	0	5	20	22	36	0	
1971	Iowa	AmAs	.242	92	314	42	76	16	1	17	48	23	76	1	
1972	Iowa	AmAs	.216	95	236	25	51	6	0	11	37	44	61	1	
MAJOR TOTALS				.210	118	281	23	59	9	1	9	33	13	69	0

* Led League

CARNEY RAY LANSFORD (4) BENCH COACH



Lansford, 41, begins his second season as the team's bench and infield coach after serving as a part-time instructor with the Cardinals in 1996. Before joining the club, he was an infield instructor for Manager Tony La Russa's A's in 1994 and '95.

A former third baseman, Lansford enjoyed a brilliant 15-year major league career. He was signed by the California Angels in 1975 after graduating from Wilcox High School in Santa Clara, Calif. In 1978, at age 21, he took over as the Angels' starting third baseman and batted .294, finishing third in A.L. Rookie of the Year balloting. After three seasons in California, Lansford was traded to Boston, where, in his first season, he became the first righthanded batter in 11 seasons to win

an A.L. batting title (.336). After one more season (.301) with the Red Sox, Lansford was dealt to Oakland, where he anchored third base for the A's through 1992.

Lansford hit over .300 three times in Oakland and was runner-up to batting champ Kirby Puckett in 1989, when Lansford again batted .336. He capped the '89 season by batting .444 with eight RBIs during the postseason and helped the A's to a World Series title. In five A.L. Championship Series (in 1979 with California and in 1988-90 and '92 with Oakland), Lansford batted .316 with 25 hits and 12 RBIs.

At age 12, Lansford helped lead his San Jose area team to the Little League World Series finals. At Wilcox High, he earned 10 letters in football, basketball and baseball. Lansford's brother Joe played first base for San Diego in 1982-83 and brother Phil was a minor league infielder from 1978-81. Carney and his wife, Debbie, have two sons, Joshua and Jared, and make their home in Baker, Ore.

LANSFORD—COMPLETE RECORD

Year	Club	LG	AVG.	G	AB	R	H	2B	3B	HR	RBI	BB	SO	SB
1975	Idaho Falls	Plo	.222	8	27	5	6	2	0	1	1	2	6	2
1976	Quad Cities	Midw	.287	121	418	87	120	19	5	14	86	72	70	26
1977	El Paso	Tex	.332	120	443	98	147	17	3	18	94	72	82	20
1978	California	AL	.294	121	453	63	133	23	2	8	52	31	67	20
1979	California	AL	.287	157	654	114	188	30	5	19	79	39	115	20
1980	California	AL	.261	151	602	87	157	27	3	15	80	50	93	14
1981	Boston	AL	.336	102	399	61	134	23	3	4	52	34	28	15
1982	Boston	AL	.301	128	482	65	145	28	4	11	63	46	48	9
1983	Oakland	AL	.308	80	299	43	92	16	2	10	45	22	33	3
1984	Oakland	AL	.300	151	597	70	179	31	5	14	74	40	62	9
1985	Oakland	AL	.277	98	401	51	111	18	2	13	46	18	27	2
1986	Oakland	AL	.284	151	591	80	168	16	4	19	72	39	51	16
1987	Oakland	AL	.289	151	554	89	160	27	4	19	76	60	44	27
1988	Oakland	AL	.279	150	556	80	155	20	2	7	57	35	35	29
1989	Oakland	AL	.336	148	551	81	185	28	2	2	52	51	25	37
1990	Oakland	AL	.268	134	507	58	136	15	1	3	50	45	50	16
1991	Tacoma	PCL	.304	8	23	1	7	1	1	0	1	2	1	0
	Oakland	AL	.063	5	16	0	1	0	0	0	1	0	2	0
1992	Oakland	AL	.262	135	496	65	130	30	1	7	75	43	39	7
MAJOR TOTALS			.290	1862	7158	1007	2074	332	40	151	874	553	719	224

* Led League.

DAVID (DAVE) LAWRENCE McKAY (33) FIRST-BASE COACH



McKay, 47, begins his third season as the Cardinals' first-base coach and his 13th season on Tony La Russa's coaching staff. McKay was La Russa's first-base coach in Oakland from 1989-95 and handled bullpen and bench coach duties for the A's beginning in 1984. In all, McKay spent 16 years as a player or coach in the Oakland system.

McKay was signed by the Minnesota Twins in 1971 and spent four seasons in the minor leagues. He broke into the majors in a big way, homering off Detroit's Vern Ruhle in his first big-league at-bat on Aug. 22, 1975. McKay also hit safely in 21 of his first 22 major league games.

After the 1976 season, the Twins lost McKay in the expansion draft to Toronto, where McKay was the starting third baseman in the first game in Blue Jays franchise history. After splitting time between Toronto and Syracuse in 1979, McKay signed with the A's in 1980. He played for Oakland through 1982, helping the A's to the 1981 Western Division crown by batting .288 in the second half and belting a home run in the divisional playoff series against Kansas City. He spent the 1983 season in the minor leagues as a player-coach.

McKay earned a physical education degree from Columbia Basin Junior College in Pasco, Wash., and attended Creighton University in Omaha, Neb. He was born in Vancouver, B.C., and his wife, Lene, is from Denmark. The couple make their home in Scottsdale, Ariz., with their son, Cody.

McKAY — COMPLETE RECORD

Year	Club	LG	AVG.	G	AB	R	H	2B	3B	HR	RBI
1971	Wis. Rapids	Midw	.226	65	257	27	58	9	0	3	22
1972	Lynchburg	Caro	.214	90	299	39	64	11	1	5	33
1973	Lynchburg	Caro	.223	107	355	47	79	14	2	10	47
1974	Orlando	South	.278	100	360	59	100	12	2	8	41
1975	Tacoma	PCL	.257	109	370	56	95	12	2	7	39
	Minnesota	AL	.256	33	125	8	32	4	1	2	16
1976	Minnesota	AL	.203	45	138	8	28	2	0	0	8
	Tacoma	PCL	.246	63	211	31	52	6	1	3	22
1977	Toronto	AL	.197	95	274	18	54	4	3	3	22
1978	Toronto	AL	.238	145	504	59	120	20	8	7	45
1979	Syracuse	Int	.269	96	353	54	95	14	3	7	53
	Toronto	AL	.276	47	156	19	34	9	0	0	12
1980	Oakland	AL	.244	123	295	29	72	16	1	1	29
1981	Oakland	AL	.263	79	224	25	59	11	1	4	21
1982	Oakland	AL	.198	78	212	25	42	4	1	4	17
MAJOR TOTALS			.229	645	1928	191	441	70	15	21	170

DAVID (DAVE) GENE PARKER (39) HITTING COACH



Parker, 46, joins the Cardinals after breaking into the big-league coaching ranks in 1997 as the Anaheim Angels' first-base coach. Parker, who will serve as the Redbirds' hitting instructor, spent 19 seasons in the majors with Pittsburgh (1973-83), Cincinnati (1984-87), Oakland (1988-89), Milwaukee (1990), California (1991) and Toronto (1991). He compiled a .290 career average with 339 home runs and 1,493 RBIs in 2,466 games.

Selected by the Pirates in the 14th round of the June 1970 draft, Parker made his big-league debut on July 11, 1973. He won back-to-back batting titles with Pittsburgh in 1977 and '78. While hitting .338 in 1977, Parker led the National League with 215 hits and 44 doubles. When he claimed the batting title with a .334 mark the following year, Parker added 30 homers and 117 RBIs and was named the N.L. Most Valuable Player.

A seven-time All-Star, the "Cobra" played on two World Series champions — the 1979 Pirates and 1989 A's — and on Oakland's 1988 pennant-winner. He also owns three Gold Gloves (1977-79) for fielding excellence.

Parker topped the N.L. in slugging in 1975 (.541) and 1978 (.585) and in total bases in 1978 (340), 1985 (350) and 1986 (304). His 125 RBIs and 42 doubles with the Reds in 1985 also were league highs.

Born in Jackson, Miss., Parker attended Courter Tech High School in Cincinnati, where he lettered in baseball, basketball and football. He and his wife, Kellye, live with their children Danielle, David II and Dorian in Cincinnati.

PARKER — COMPLETE RECORD

Year	Club	LG	AVG.	G	AB	R	H	2B	3B	HR	RBI	BB	SO	SB
1970	Bradenton	GulfC	.314	61	239	34	75	8	3	+6	41	-	-	-
1971	Waterbury	East.	.228	30	114	10	26	4	1	0	7	-	-	-
	Monroe	W.Car.	.358	71	268	49	96	16	4	11	48	-	-	-
1972	Salem	Car.	*.310	135	*523	*91	*162	*30	6	22	*101	-	-	-
1973	Charleston	Int.	.317	84	309	44	98	20	7	9	57	-	-	-
	Pittsburgh	NL	.288	54	139	17	40	9	1	4	14	2	27	1
1974	Pittsburgh	NL	.282	73	220	27	62	10	3	4	29	10	53	3
1975	Pittsburgh	NL	.308	148	558	75	172	35	10	25	101	38	89	8
1976	Pittsburgh	NL	.313	138	537	82	168	28	10	13	90	30	80	19
1977	Pittsburgh	NL	*.338	159	637	107	*215	*44	8	21	88	58	107	17
1978	Pittsburgh	NL	*.334	148	581	102	194	32	12	30	117	57	92	20
1979	Pittsburgh	NL	.310	158	622	109	193	45	7	25	94	67	101	20
1980	Pittsburgh	NL	.295	139	518	71	153	31	1	17	79	25	69	10
1981	Pittsburgh	NL	.258	67	240	29	62	14	3	9	48	9	25	6
1982	Pittsburgh	NL	.270	73	244	41	66	19	3	6	29	22	45	7
1983	Pittsburgh	NL	.279	144	552	68	154	29	4	12	69	28	89	12
1984	Cincinnati	NL	.285	156	607	73	173	28	0	16	94	41	89	11
1985	Cincinnati	NL	.312	160	635	88	198	*42	4	34	*125	52	80	5
1986	Cincinnati	NL	.273	*162	637	89	174	31	3	31	116	56	126	1
1987	Cincinnati	NL	.253	153	589	77	149	28	0	26	97	44	104	7
1988	Oakland	AL	.257	101	377	43	97	18	1	12	55	32	70	0
1989	Oakland	AL	.264	144	553	56	146	27	0	22	97	38	91	0
1990	Milwaukee	AL	.289	157	610	71	176	30	3	21	92	41	102	4
1991	California	AL	.232	119	466	45	108	22	2	11	56	29	91	3
	Toronto	AL	.333	13	36	2	12	4	0	0	3	4	7	0
MAJOR TOTALS			.290	2466	9358	1272	2712	526	75	339	1493	683	1537	154

* Led league.

+ Tied for league lead.

LOUIS CLARK BROCK (20) SPECIAL INSTRUCTOR



Lou Brock, named as a special instructor on December 9, 1994, assists with base-running and outfield instruction during spring training and periodically throughout the season. He served as a base-running consultant for Montreal in 1993, Los Angeles in 1988 and Minnesota in 1987; all three clubs increased their stolen base totals over the previous season.

Brock, 58, is the National League's all-time leader with 938 stolen bases, including an N.L.-record 118 thefts in 1974. He established a major league record with 12 seasons of 50 or more steals (1965-76) and led the league in steals eight times. He was the first player to steal at least 50 bases and hit 20 homers in the same season, posting a 21-homer, 52-steal campaign in 1967. His 3,023 hits rank 19th on the all-time list.

While teammate Bob Gibson served as the pitching linchpin in the 1964, 1967 and 1968 World Series, Brock was the club's offensive catalyst. He established major league records for highest career batting average (.391) and most stolen bases in a single Series (seven, in both 1967 and 1968).

In 1985, Brock was inducted into the Hall of Fame. His uniform No. 20 is one of 10 that have been retired by the Cardinals.

Since the end of his playing career, Brock has been involved in many marketing and promotional ventures. He is the founder and president of Brockworld Products. He also worked in the Cardinals' broadcast booth from 1981 to 1984.

BROCK — COMPLETE RECORD

YEAR	CLUB	AVG.	G	AB	R	H	2B	3B	HR	RBI	BB	SO	SB
1961	St. Cloud	.361	128	501	117	181	33	6	14	82	51	105	38
	Chicago	.091	4	11	1	1	0	0	0	0	1	3	0
1962	Chicago	.263	123	434	73	114	24	7	9	35	35	96	16
1963	Chicago	.258	148	547	79	141	19	11	9	37	31	122	24
1964	Chicago	.251	52	215	30	54	9	2	2	14	13	40	10
	St. Louis	.348	103	419	81	146	21	9	12	44	27	87	33
1965	St. Louis	.288	155	631	107	182	35	8	16	69	45	116	63
1966	St. Louis	.285	156	643	94	183	24	12	15	46	31	134	74
1967	St. Louis	.299	159	689	113	206	32	12	21	76	24	109	52
1968	St. Louis	.279	159	660	92	184	46	14	6	51	46	124	62
1969	St. Louis	.298	157	665	97	195	33	10	12	47	50	115	53
1970	St. Louis	.304	155	664	114	202	29	5	13	57	60	99	51
1971	St. Louis	.313	157	640	126	200	37	7	7	61	76	107	64
1972	St. Louis	.311	153	621	81	193	29	8	3	42	47	93	63
1973	St. Louis	.297	160	650	110	193	29	8	7	63	71	112	70
1974	St. Louis	.306	153	635	105	194	25	7	3	48	61	88	118
1975	St. Louis	.309	136	528	78	163	27	6	3	47	38	64	56
1976	St. Louis	.301	133	498	73	150	24	5	4	67	35	75	56
1977	St. Louis	.272	141	489	69	133	22	6	2	46	30	74	35
1978	St. Louis	.221	92	298	31	66	9	0	0	12	17	29	17
1979	St. Louis	.304	120	405	56	123	15	4	5	38	23	43	21
MAJOR TOTALS		.293	2616	10332	1610	3023	486	141	149	900	761	1730	938

ROBERT GIBSON (45) SPECIAL INSTRUCTOR



Bob Gibson, who earned distinction as one of baseball's fiercest competitors and most dominating pitchers of all time as a Cardinal from 1959 to 1975, is entering his third season as Cardinals special instructor.

Gibson, 62, served as the Cardinals' bullpen coach in 1995. He formerly was a pitching coach under Joe Torre for the New York Mets (1981) and Atlanta Braves (1982-84).

A winner of the N.L. Cy Young Award in 1968 and 1970, Gibson also earned league MVP honors in 1968, when he set a major league record for lowest ERA (1.12) for a pitcher with 300 or more innings. That June, he pitched five shutouts, tying an N.L. record for one month. In World Series competition, few players compared to Gibson. He pitched a record eight consecutive complete

games over the course of the 1964, 1967 and 1968 Series, winning seven games. His 35 strikeouts in the 1968 Series still stand as a record, as does his single-game mark of 17 strikeouts, established in the Series opener. He also holds the career mark for most games with 10 or more strikeouts (five).

Gibson was inducted into the Hall of Fame in 1981. His career totals include a team-record 251 victories and 3,117 strikeouts. He fanned more than 200 batters nine times, won nine Gold Gloves and was a nine-time N.L. All-Star. His uniform No. 45 is one of 10 to be retired by the Cardinals.

Gibson recently authored his autobiography, "Stranger To The Game." He and his wife, Wendy, make their home in Bellevue, Neb.

GIBSON — COMPLETE RECORD

Year	Club	ERA	W-L	G	GS	CG	IP	H	R	ER	BB	SO
1957	Omaha	4.29	2-1	10	4	0	42.0	46	26	20	27	25
	Columbus	3.77	4-3	8	8	2	43.0	36	26	18	34	24
1958	Omaha	3.31	3-4	13	11	2	87.0	79	45	32	39	47
	Rochester	2.45	5-5	20	11	7	103.0	88	35	28	54	75
1959	Omaha	3.07	9-9	24	18	10	135.0	128	59	46	46	98
	St. Louis	3.32	3-5	13	9	2	75.2	77	35	28	39	48
1960	Rochester	2.85	2-3	6	6	3	41.0	33	15	13	17	36
	St. Louis	5.59	3-6	27	6	2	86.2	97	61	54	48	69
1961	St. Louis	3.24	3-12	35	27	10	211.1	186	91	76	119	166
1962	St. Louis	2.85	5-13	32	30	15	233.2	174	84	74	95	208
1963	St. Louis	3.39	18-9	36	33	14	254.2	224	110	96	96	204
1964	St. Louis	3.01	9-12	40	36	17	287.1	250	106	96	86	245
1965	St. Louis	3.07	20-12	38	36	20	299.0	243	110	102	103	270
1966	St. Louis	2.44	21-12	35	35	20	280.1	210	90	76	78	225
1967	St. Louis	2.98	13-7	24	24	10	175.1	151	62	58	40	147
1968	St. Louis	1.12	22-9	34	34	28	304.2	198	49	38	62	268
1969	St. Louis	2.18	20-13	35	35	28	314.0	251	84	76	95	269
1970	St. Louis	3.12	23-7	34	34	23	294.0	262	111	102	88	274
1971	St. Louis	3.04	16-13	31	31	20	246.0	215	96	83	76	185
1972	St. Louis	2.46	19-11	34	34	23	278.0	226	83	76	88	208
1973	St. Louis	2.77	12-10	25	25	13	195.0	159	71	60	57	142
1974	St. Louis	3.83	11-13	33	33	9	240.0	236	111	102	104	129
1975	St. Louis	5.04	3-10	22	14	1	109.0	120	66	61	62	60
MAJOR TOTALS		2.91	251-174	528	482	255	3884.2	3279	1420	1258	1336	3117

ALBERT FRED "RED" SCHOENDIENST (2) SPECIAL ASSISTANT TO THE GENERAL MANAGER



Schoendienst has been involved in professional baseball for the past 56 seasons. He coached in St. Louis from 1961-64 under Manager Johnny Keane and in 1965 began a 12-year stint as Cardinals manager, the longest tenure in club history. He managed the Cardinals to a World Series championship in 1967 and a National League pennant in 1968. He also served as interim manager of the Redbirds in 1980 and 1990, and coached for the Oakland A's in 1977 and '78.

As a player, Schoendienst appeared with the Cardinals in 15 seasons, mostly as their second baseman. He played in three World Series: in 1946 with the Cardinals and in 1957 and 1958 with Milwaukee. He was chosen to 10 N.L. All-Star Game

squads, and in 1950 cracked a game-winning home run in the 14th inning. He also managed the National League All-Stars to victories in 1968 and 1969.

In 1989, Schoendienst was paid baseball's ultimate honor with his induction into the Hall of Fame. During his career, he collected 2,449 hits, including a league-high 200 in 1957, batted .289, and tied or led the league in fielding at his position seven times. His uniform No. 2 was retired by the Cardinals in 1996.

Schoendienst was inducted into the Missouri Sports Hall of Fame on November 7, 1987. During his playing days, he also participated with the Budweiser national bowling team.

"Red" was born on February 2, 1923, at Germantown, Ill., and is married to the former Mary Eileen O'Reilly. They have four married children: Colleen (6/23/51), Cathleen (10/16/52), Eileen (3/19/57) and Kevin (11/3/58).

SCHOENDIENST — COMPLETE RECORD

Year	Club	LG	AVG.	G	AB	R	H	2B	3B	HR	RBI	BB	SO	SB
1942	Albany	Ga-Fla	.269	68	264	41	71	7	5	1	28	NA	NA	NA
1943	Lynchburg	Pied.	.472	9	36	8	17	2	0	0	5	NA	NA	NA
	Rochester	Intl	.337	136	555	81	187	21	5	6	37	38	19	20
1944	Rochester	Intl	.373	25	102	26	38	3	2	21	4	13	1	16
1945	St. Louis	NL	.278	137	565	89	157	22	6	1	47	21	17	26
1946	St. Louis	NL	.281	142	606	94	170	28	5	0	34	37	27	12
1947	St. Louis	NL	.253	151	659	91	167	25	9	3	47	47	27	6
1948	St. Louis	NL	.272	119	408	64	111	21	4	4	36	28	16	1
1949	St. Louis	NL	.297	151	640	102	190	25	2	3	54	51	18	8
1950	St. Louis	NL	.276	153	642	81	177	43	9	7	63	33	32	3
1951	St. Louis	NL	.289	135	553	88	160	32	7	6	54	35	23	0
1952	St. Louis	NL	.303	152	620	91	188	40	7	7	67	42	30	9
1953	St. Louis	NL	.342	146	564	107	193	35	5	15	79	60	23	3
1954	St. Louis	NL	.315	148	610	98	192	38	8	5	79	54	22	4
1955	St. Louis	NL	.268	145	553	68	148	21	3	11	51	54	28	7
1956	St. Louis	NL	.314	40	153	22	48	9	0	0	15	13	5	0
	New York	NL	.296	92	334	39	99	12	3	2	14	28	10	1
1957	New York	NL	.307	60	254	36	78	12	3	9	33	13	6	2
	Milwaukee	NL	.310	90	394	55	122	19	5	6	32	20	9	1
1958	Milwaukee	NL	.262	106	427	47	112	23	1	1	24	31	21	3
1959	Milwaukee	NL	.000	5	3	0	0	0	0	0	0	0	0	0
1960	Milwaukee	NL	.257	68	226	21	58	9	1	1	19	17	13	1
1961	St. Louis	NL	.300	72	120	9	36	9	0	1	12	12	6	1
1962	St. Louis	NL	.301	98	143	21	43	4	0	2	12	9	12	0
1963	St. Louis	NL	.000	6	5	0	0	0	0	0	0	0	1	0
MAJOR TOTALS			.289	2216	8479	1223	2449	427	78	84	773	606	346	89

1998 ST. LOUIS CARDINALS ROSTER

MANAGER: Tony La Russa (10)

COACHES: Dave Duncan (18), Mark DeJohn (34), Rene Lachemann (15),
Carney Lansford (4), Dave McKay (33), Dave Parker (39)

INSTRUCTORS: Red Schoendienst (2), Lou Brock (20), Bob Gibson (45)

No.	Name	B	T	Ht.	Wt.	Birth Date	Place of Birth	Residence
PITCHERS (19)								
60	ALMANZA, ARMANDO	L	L	5-3	205	10-26-72	El Paso, TX	El Paso, TX
38	AYBAR, MANNY	R	R	6-1	165	10-5-74	Bani, D.R.	Tampa, FL
53	BELTRAN, RIGO	L	L	5-11	185	11-13-69	Tijuana, MEX	San Diego, CA
41	BENES, ALAN	R	R	6-5	215	1-21-72	Evansville, IN	Cedar Hill, MO
37	BOTTENFIELD, KENT	R	R	6-3	240	11-14-68	Portland, OR	
44	BRANTLEY, JEFF	R	R	5-10	190	9-5-63	Florence, AL	Clinton, MS
54	BUSBY, MIKE	R	R	6-4	210	12-27-72	Lomita, CA	Glendale, AZ
61	CROUSHORE, RICH	R	R	6-4	210	8-7-70	Lakehurst, NJ	Houston, TX
50	FRASCATORE, JOHN	R	R	6-1	210	2-4-70	Queens, NY	New Port Richey, FL
62	HEISERMAN, RICK	R	R	6-7	225	2-22-73	Atlantic, IA	Omaha, NE
57	KING, CURTIS	R	R	6-5	205	10-25-70	Norristown, PA	Vineland, NJ
48	LOWE, SEAN	R	R	6-2	205	3-29-71	Dallas, TX	Mesquite, TX
43	MERCKER, KENT	L	L	6-2	195	2-1-68	Dublin, OH	Dublin, OH
35	MORRIS, MATT	R	R	6-5	210	8-9-74	Middletown, NY	Montgomery, NY
31	OSBORNE, DONOVAN	L	L	6-2	195	6-21-69	Roseville, CA	Carson City, NV
28	PAINTER, LANCE	L	L	6-1	197	7-21-67	Bedford, England	Highlands Ranch, CO
46	PETKOVSEK, MARK	R	R	6-0	185	11-18-65	Beaumont, TX	Beaumont, TX
58	RAGGIO, BRADY	R	R	6-4	210	9-17-72	Los Angeles, CA	Livermore, CA
30	STOTTLEMYRE, TODD	L	R	6-3	200	5-20-65	Yakima, WA	Oldsmar, FL

No.	Name	B	T	Ht.	Wt.	Birth Date	Place of Birth	Residence
CATCHERS (4)								
49	LAMPKIN, TOM	L	R	5-11	195	3-4-64	Cincinnati, OH	Vancouver, WA
26	MARRERO, ELI	R	R	6-1	180	11-17-73	Havana, Cuba	Miami, FL
19	PAGNOZZI, TOM	R	R	6-1	190	7-30-62	Tucson, AZ	St. Louis, MO
12	SHEAFFER, DANNY	R	R	6-0	195	8-2-61	Jacksonville, FL	Mount Airy, NC
INFIELDERS (9)								
27	BELL, DAVID	R	R	5-10	175	9-14-72	Cincinnati, OH	Cincinnati, OH
11	CLAYTON, ROYCE	R	R	6-0	183	1-2-70	Burbank, CA	Scottsdale, AZ
7	DeSHIELDS, DELINO	L	R	6-1	175	1-15-69	Seaford, DE	Fairburn, GA
8	GAETTI, GARY	R	R	6-0	200	8-19-58	Centralia, IL	St. Louis, MO
13	HOWARD, DAVID	S	R	6-0	175	2-26-67	Sarasota, FL	Overland Park, KS
25	McGOWAN, MARK	R	R	6-5	250	10-1-63	Pomona, CA	Long Beach, CA
52	ORDAZ, LUIS	R	R	5-11	170	8-12-75	Maracaibo, VEN	Maracaibo, VEN
63	POLANCO, PLACIDO	R	R	5-10	168	10-10-75	Santo Domingo, D.R.	Miami, FL
64	RICHARD, CHRIS	L	L	6-2	190	6-7-74	San Diego, CA	San Diego, CA
OUTFIELDERS (7)								
5	GANT, RON	R	R	6-0	200	3-2-65	Victoria, TX	Alpharetta, GA
22	GREEN, SCARBOROUGH	R	R	5-10	170	6-9-74	Creve Coeur, MO	Florissant, MO
3	JORDAN, BRIAN	R	R	6-1	205	3-29-67	Baltimore, MD	Stone Mountain, GA
16	LANKFORD, RAY	L	L	5-11	198	6-5-67	Modesto, CA	Chesterfield, MO
47	MABRY, JOHN	L	R	6-4	195	10-17-70	Wilmington, DE	Chesapeake City, MD
51	McGEE, WILLIE	S	R	6-1	185	11-2-58	San Francisco, CA	Hercules, CA
65	MUNOZ, JUAN	L	L	5-10	170	3-27-74	Dinamba, Nicaragua	Miami, FL

NON-ROSTER INVITEES TO SPRING TRAINING

No.	Name	B	T	Ht.	Wt.	B-Date	Place of Birth	Residence
PITCHERS (6)								
66	ANKIEL, RICHARD	L	L	5-1	210	7-19-79	Ft. Pierce, FL	Ft. Pierce, FL
40	BAUTISTA, JOSE	R	R	6-2	205	7-26-64	Bani, DR	Weston, FL
70	LOOPER, BRADEN	R	R	6-4	210	10-28-74	Weatherford, OK	Arlington, TX
59	MEACHAM, RUSTY	R	R	6-3	180	1-27-68	Stuart, FL	Palm City, FL
24	ONTIVEROS, STEVE	R	R	5-0	190	3-5-61	Tulamesa, NM	Scottsdale, AZ
68	POLITTE, CLIFF	R	R	5-11	185	2-27-74	St. Louis, MO	St. Louis, MO
INFIELDERS (3)								
21	HUNTER, BRIAN	R	L	6-0	225	3-4-68	El Toro, CA	El Toro, CA
67	MEJIA, ROBERTO	R	R	5-11	165	4-14-72	Hato Mayor, DR	Santo Domingo, DR
23	SHIPLEY, CRAIG	R	R	6-1	190	1-7-63	Sydney, AUS	Palm Beach Gardens, FL
OUTFIELDERS (3)								
65	CHAMBERLAIN, WES	R	R	6-2	230	4-13-66	Chicago, IL	Chicago, IL
29	COLEMAN, VINCE	S	R	6-1	185	9-22-61	Jacksonville, FL	Scottsdale, AZ
56	KIRBY, WAYNE	L	R	5-10	190	1-22-64	Williamsburg, VA	Las Vegas, NV

SP. MEDICAL ADVISOR: Dr. Stan London
 HEAD PHYSICIAN: Dr. George Paletta Jr.
 TRAINER: Barry Weinberg

ASSISTANT TRAINER: Brad Henderson
 MEDICAL/REHABILITATION COORDINATOR: Mark O'Neal
 EQUIPMENT MANAGER: Buddy Bates

BULLPEN CATCHER: Jeff Murphy (36)
 TRAVELING SECRETARY: C.J. Cherra

1997 Club	W-L	ERA	G	GS	CG	SHO	SV	IP	H	R	ER	BB	SO	ML Serv
Pr. William	2-3	1.67	58	1	0	0	36	64.2	38	18	12	32	83	0.000
ST. LOUIS	2-4	4.24	12	12	0	0	0	68.0	66	33	32	29	41	0.055
Louisville	5-8	3.48	22	22	3	2	0	137.0	131	60	53	45	114	
ST. LOUIS	1-2	3.48	35	4	0	0	1	54.1	47	25	21	17	50	0.131
Louisville	5-2	2.32	9	6	1	0	0	54.1	45	17	14	21	46	
ST. LOUIS	9-9	2.89	23	23	2	0	0	161.2	128	60	52	68	160	2.016
Chicago (NL)	2-3	3.86	64	0	0	0	2	84.0	82	39	36	35	74	3.112
Cincinnati	1-1	3.86	13	0	0	0	1	11.2	9	5	5	7	16	9.061
ST. LOUIS	0-2	8.79	3	3	0	0	0	14.1	24	14	14	4	6	0.028
Louisville	4-8	4.61	15	14	1	1	0	93.2	95	49	48	30	65	
Louisville	1-2	2.47	14	6	0	0	1	43.2	37	14	12	13	41	0.000
Arkansas	7-5	4.18	17	16	1	0	0	92.2	111	52	43	37	67	
ST. LOUIS	5-2	2.48	59	0	0	0	0	80.0	74	25	22	33	58	1.057
Arkansas	5-8	4.17	34	20	1	1	4	131.2	151	73	61	36	90	0.000
Louisville	0-0	4.50	1	0	0	0	0	2.0	2	1	1	1	0	
ST. LOUIS	4-2	2.76	30	0	0	0	0	29.1	38	14	9	11	13	0.059
Louisville	2-1	2.05	16	0	0	0	3	22.0	19	5	5	6	9	
Arkansas	2-3	4.46	32	0	0	0	0	16.3	36.1	38	19	18	10	29
ST. LOUIS	0-2	9.35	5	4	0	0	0	17.1	27	21	18	10	8	0.031
Louisville	6-10	4.37	26	23	1	0	1	131.2	142	74	64	53	117	
Cincinnati	8-11	3.92	28	25	0	0	0	144.2	135	65	63	62	75	7.148
ST. LOUIS	12-9	3.19	33	33	3	0	0	217.0	208	98	77	69	149	1.000
ST. LOUIS	3-7	4.93	14	14	0	0	0	80.1	84	46	44	23	51	6.000
Louisville#	0-1	4.73	3	3	0	0	0	13.1	13	7	7	5	13	
ST. LOUIS	1-1	4.76	14	0	0	0	0	17.0	13	9	9	8	11	3.150
Louisville	1-0	5.23	18	2	0	0	0	20.2	18	14	12	4	22	
ST. LOUIS	4-7	5.06	55	2	0	0	2	96.0	109	61	54	31	51	3.071
ST. LOUIS	1-2	6.89	15	4	0	0	0	31.1	44	24	24	16	21	0.053
Louisville	8-11	4.17	22	22	2	0	0	138.0	145	88	64	32	91	
ST. LOUIS	12-9	3.88	28	28	0	0	0	181.0	155	86	78	65	160	9.111

1997 Club	AVG.	G	AB	R	H	2B	3B	HR	RBI	BB	SO	SB	ML Serv
ST. LOUIS	.245	108	229	28	56	8	1	7	22	28	30	2	5.044
ST. LOUIS	.244	17	45	4	11	2	0	2	7	2	13	4	0.027
Louisville	.273	112	295	60	108	21	7	20	68	25	53	4	
ST. LOUIS	.220	25	50	41	3	0	1	8	1	7	0	1	0.087
Louisville#	.000	3	5	0	0	0	0	0	0	0	1	0	
Arkansas#	.317	21	63	8	20	0	0	5	17	4	8	0	
ST. LOUIS	.250	76	132	10	33	5	0	0	11	8	17	1	5.107
ST. LOUIS	.211	66	142	9	30	7	2	1	12	10	28	1	2.048
Louisville	.227	6	22	3	5	0	0	1	4	0	6	0	
Arkansas	.219	9	32	3	7	2	0	1	3	2	2	1	
ST. LOUIS	.266	154	576	75	153	39	5	9	61	33	109	30	5.141
ST. LOUIS	.295	150	572	92	169	26	14	11	58	55	72	55	8.000
ST. LOUIS	.251	148	502	63	126	24	1	17	69	36	88	7	15.012
Kansas City	.241	80	162	24	39	8	1	1	13	10	31	2	6.144
Oakland	.284	105	365	48	104	24	0	34	81	58	98	1	11.047
ST. LOUIS	.253	51	174	38	44	3	0	24	42	43	61	2	
ST. LOUIS	.273	12	22	36	1	0	0	1	1	2	3		0.028
Arkansas	.287	115	390	44	112	20	6	4	58	22	39	11	
Arkansas	.291	129	508	71	148	16	3	2	51	29	51	19	0.000
Arkansas	.269	113	390	62	105	24	3	11	58	60	59	6	0.000
ST. LOUIS	.229	139	502	68	115	21	4	17	62	58	162	14	9.065
Arkansas	.307	76	251	45	77	14	4	2	29	36	48	11	0.038
Louisville	.254	52	209	26	53	11	2	3	13	22	55	10	
ST. LOUIS	.097	20	31	5	3	0	0	0	1	2	5	0	
ST. LOUIS	.234	47	145	17	34	5	0	0	10	10	21	6	5.048
Louisville#	.150	6	20	1	3	0	0	0	2	1	2	0	
ST. LOUIS	.295	133	465	94	137	36	3	31	98	95	125	21	7.044
Pr. William#	.308	4	13	3	4	1	0	0	4	4	5	1	
ST. LOUIS	.284	116	388	40	110	19	0	5	36	39	77	0	3.014
ST. LOUIS	.300	122	300	29	90	19	4	3	38	22	59	8	15.065
Pr. William	.313	66	256	41	80	16	7	4	48	19	25	3	0.000
Arkansas	.279	58	215	28	60	9	2	6	31	16	26	6	

1997 Club	W-L	ERA	G	GS	CG	SHO	SV	IP	H	R	ER	BB	SO	ML Serv	
DID NOT PLAY -- DRAFTED IN JUNE '97															
Detroit	2-2	6.69	21	0	0	0	0	40.1	55	32	30	12	19	6.148	
Louisville	2-0	0.00	11	0	0	0	0	17.1	3	0	0	2	11		
ST. LOUIS	0-0	6.57	11	0	0	0	0	12.1	15	10	9	2	4		
Pr. William	3-6	4.48	12	12	0	0	0	64.1	71	38	32	25	58	0.000	
Arkansas	1-4	5.91	19	0	0	0	0	21.1	24	14	14	7	20		
Pawtucket	3-3	4.78	28	2	0	0	1	43.1	54	23	23	15	42	4.109	
Lake Elsinore	0-0	27.00	1	1	0	0	0	0.1	0	1	1	1	0	8.118	
Pr. William	11-1	2.24	19	19	0	0	0	120.1	89	37	30	31	118	0.000	
Arkansas	4-1	2.15	6	6	0	0	0	37.2	35	15	9	9	26		

1997 Club	AVG.	G	AB	R	H	2B	3B	HR	RBI	BB	SO	SB	ML Serv
Calgary	.264	40	121	19	32	7	3	5	18	14	32	0	0.000
Arkansas	.250	14	1	1	0	1	0	0	0	0	0	0	0.000
Louisville	.305	57	197	26	60	10	0	6	22	12	20	0	
Indianapolis	.281	139	506	74	142	36	4	21	85	42	76	9	5.065
ST. LOUIS	.071	7	14	0	1	1	0	0	2	0	5	0	2.054
Louisville	.333	6	21	3	7	1	0	1	2	0	4	0	
San Diego	.273	63	139	22	38	9	0	5	19	7	20	1	7.004
Las Vegas#	.316	8	19	0	5	3	0	0	1	0	5	0	
Clagary	.317	18	60	7	19	4	0	2	9	0	14	1	3.146
Norfolk	.274	97	336	33	92	16	2	7	50	24	58	7	
Detroit	.071	6	14	0	1	0	0	0	0	1	3	0	11.080
Los Angeles	.169	46	85	8	11	2	0	0	4	10	12	0	4.138
Albuquerque	.335	68	269	57	90	16	5	10	43	26	33	18	

THE PLAYERS



ARMANDO ALMANZA

60 ARMANDO ALMANZA

Pitcher

Ht: 6-3 **Bats:** Left
Wt: 205 **Throws:** Left

Age: 25
Born: 10-26-72 at El Paso, Texas

BECAME CARDINAL: Selected in the 21st round of the June 1993 free-agent draft.

M.L. SERVICE: 0.000

1997 SEASON:

- Set a Prince William record and led the Carolina League with 36 saves, the most in the Cardinals' farm system in 1997.
- Tied for the league lead in games pitched (58) and finished third in the league in opponents' batting average (.172) and Ks/9 IP ratio (11.55 strikeouts per 9 IP).
- Named to the league's postseason All-Star team.
- Ranked second in the organization among relievers with a 1.67 ERA.
- Ranked fifth in the system in games, third in strikeouts per nine innings and second in opponents' batting average.

CAREER HIGHLIGHTS:

1993 - Finished second on team with 56 strikeouts, averaging 12 Ks per 9 innings...was 3-0 with a 1.89 ERA in four starts.

1994 - Missed the entire season due to an injured right elbow that required surgery to repair a damaged ligament.

1995 - Despite a 2-4 record, posted a 2.32 ERA from 6/1-7/31 and allowed two earned runs or fewer in six consecutive starts...threw seven scoreless innings in a 3-0 win over Columbia 7/10.

1996 - Made the transition from the rotation to the bullpen, making just one spot start 5/2 [2] vs Kane County (2.2 IP, 3 H, 2 ER)...allowed earned runs in only 10 of 51 relief appearances...opponents batted just .216 against him.

MISC: Earned first-team all-conference honors and was named a JUCO All-Star for the 1992-93 season at New Mexico JC in Hobbs, N.M....graduated from Bel Air High School (1991) in El Paso, where he earned all-district honors in baseball.

ALMANZA — COMPLETE RECORD

Year	Club	W-L	ERA	G	GS	CG	SHO	SV	IP	H	R	ER	BB	SO
1993	Chandler	4-1	3.21	20	4	0	0	0	42.0	38	19	15	14	56
	Johnson City	1-1	4.15	3	0	0	0	0	4.1	6	2	2	3	4
1994		INJURED — DID NOT PITCH												
1995	Savannah	3-9	3.92	20	20	0	0	0	108.0	108	62	47	40	72
1996	Peoria	8-6	2.76	52	1	0	0	0	62.0	50	27	19	32	67
1997	Prince William	2-3	1.67	+58	0	0	0	*36	64.2	38	18	12	32	83

* Led league.

+ Tied for league lead.

NON-ROSTER INVITEE

RICHARD ANKIEL

66 RICHARD ALEXANDER ANKIEL

Pitcher

Ht: 6-1 **Bats:** Left
Wt: 210 **Throws:** Left

Age: 18 (Turns 19 on July 19)
Born: 7-19-79 at Fort Pierce, Florida

BECAME CARDINAL: Selected in the second round of the June 1997 free-agent draft.

M.L. SERVICE: 0.000



1997 SEASON:

- Was the 72nd overall pick in the June amateur draft. Signed a minor league contract 8/28.
- Was a member of the USA Junior National Team, which captured the bronze medal at the International Baseball Association's World Junior Championship.
- Named to the All-Tournament team as a lefthanded starter.
- Tossed a two-hit shutout against South Korea in the quarter-final round, fanning 15 batters and walking just two.
- Finished the tournament with a 3-0 record in five starts, including one complete game. Struck out 48 and walked 12 in 29.2 innings. Allowed only six earned runs (1.82 ERA), and opponents batted just .189 against him.
- Also played 13 games in the outfield. Batted .387 (24-62) with three home runs, 16 RBIs and a .955 fielding average in the tournament.

MISC: Attended Port St. Lucie High School...was named the 1997 High School Player of the Year by USA Today...offered a baseball scholarship at the University of Miami...lives in Fort Pierce, Fla.

MANNY AYBAR

38 MANUEL ANTONIO AYBAR

Pitcher

Ht: 6-1 **Bats:** Right
Wt: 165 **Throws:** Right

Age: 23
Born: 10-5-74 at Bani, Dominican Republic

BECAME CARDINAL: Signed as a non-drafted free agent, October 21, 1991.

M.L. SERVICE: 0.055



1997 SEASON:

- Pitched at Louisville (AAA) until he received an August promotion to St. Louis when injuries depleted the Cardinals' staff.
- In 22 starts at Louisville, was 5-8 with a 3.48 ERA, three complete games and two shutouts. In the American Association's final stats, ranked sixth in ERA, fifth in strikeouts and tied for first in shutouts.
- Made his big-league debut in an 8/4 start at NY. Allowed four runs on seven hits with four strikeouts in 5.1 innings. Lost a 4-2 decision to Rick Reed as a 1-hour, 27-minute rain-delay interrupted the sixth inning.
- Pitched six innings or more in four of his first six starts but received low run support in most outings.
- In his longest outing of the season (eight innings), suffered a 2-1 loss vs. MTL on 8/25.
- Saw his record fall to 0-4 after lasting 1.2 innings in a 16-5 loss at KC on 8/30. Prior

to the loss, posted a 2.67 ERA in his previous four starts (27 IP/8 ER), including back-to-back outings against N.L. ERA leader Pedro Martinez.

- Gained his first big-league win on 9/3 vs. CWS, fanning five while scattering seven hits in six innings. Also had his first two major league hits and an RBI in the 4-2 win.
- Surrendered four home runs in five innings in a no-decision at PIT on 9/19.
- Won his second straight decision 9/9 at SF, allowing two runs in six innings.
- In his final start, on 9/24 vs. CIN, allowed one run in six innings but had his third straight no-decision.
- The Cardinals averaged just 3.4 runs per game in his 12 starts while going 7-5.
- Limited righthanded batters to a .216 average and only one home run.

CAREER HIGHLIGHTS:

1992-93 – Played for Estadio Quisqueya of the Dominican Summer League. Played primarily as an infielder in 1992, batting .203 (31-153) with one homer and 11 RBIs in 55 games.

1994 – Finished third in the Arizona League with 79 strikeouts...also finished among league leaders in ERA, wins, starts and complete games...allowed just one earned run in his last six starts, for a 0.26 ERA, while walking one and striking out 35.

1995 – Finished among Cardinals' minor league leaders in IP (2nd), strikeouts (2nd) and ERA (7th)...led SAL starters by limiting opponents to a .199 average...fired a two-hit shutout and fanned 13 with only one walk in a 7-0 win over Macon on 5/28...in his two starts vs. Macon, allowed just one earned run in 16.2 innings, while fanning 24.

1996 – Ranked sixth in the Cardinals' minor league system with a 3.09 ERA and second in the Texas League with a 3.05 mark...went 5-3 with a 2.61 ERA (22 ER/76 IP) in 12 road starts...won his last five Class AA decisions over final seven starts while posting a 2.00 ERA (10 ER/45 IP)...opened the streak with a season-high eight strikeouts in six innings 6/20 at Tulsa...punctuated the streak by winning both the opener and the finale of a six-game series sweep at Wichita, giving up two runs on six hits over eight innings 7/19, then throwing six shutout innings, allowing two hits, to end the streak 7/24 at Wichita...held opponents to a .186 batting average in July...after a tough transition to Class AAA, won his last two starts for Louisville...yielded an unearned run and two hits in seven innings 8/13 vs. Omaha, then followed that outing with two-hit, shutout pitching over 5.2 innings 8/18 at Indy.

MISC: Began his pro career as a shortstop before converting to pitcher in 1993...was signed by Cardinals scout Bobby Diaz...name is pronounced EYE-bar.

AYBAR — COMPLETE RECORD

Year	Club	W-L	ERA	G	GS	CG	SHO	SV	IP	H	R	ER	BB	SO
1992	Estadio Quisqueya	1-0	0.00	1	0	0	0	0	3.0	1	0	0	3	1
1993	Estadio Quisqueya	4-4	3.15	13	11	1	0	0	71.1	54	33	25	33	66
1994	Chandler	6-1	2.12	13	13	1	0	0	72.1	69	25	17	9	79
1995	Savannah	3-8	3.04	18	18	2	1	0	112.2	82	46	38	36	99
	St. Petersburg	2-5	3.35	9	9	0	0	0	48.1	42	27	18	16	43
1996	Arkansas	8-6	3.05	20	20	0	0	0	121.0	120	53	41	34	83
	Louisville	2-2	3.23	5	5	0	0	0	30.2	26	12	11	7	25
1997	Louisville	5-8	3.48	22	22	3	+2	0	131.0	131	60	53	45	114
	St. Louis	2-4	4.24	12	12	0	0	0	68.0	66	33	32	29	41
MAJOR TOTALS		2-4	4.24	12	12	0	0	0	68.0	66	33	32	29	41

+ Tied for league lead.

AYBAR — MAJOR LEAGUE HITTING TOTALS

	AVG.	AB	H	HR	RBI
1997	.143	21	3	0	1

NON-ROSTER INVITEE

JOSE BAUTISTA

40 JOSE JOAQUIN BAUTISTA

Pitcher

Ht: 6-2 Bats: Right
Wt: 205 Throws: Right

Age: 33 (Turns 34 on July 25)
Born: 7-25-64 at Bani, Dominican Republic

BECAME CARDINAL: Signed as a minor league free agent, August 5, 1997.

M.L. SERVICE: 6.148



1997 SEASON:

- Started the season with Detroit, making 21 relief appearances before being released July 21.
- Signed a minor league deal with the Cardinals on 8/5 and reported to Class-AAA Louisville, where he slammed the door on American Association hitters. Worked 11 scoreless outings, allowing only three hits and two walks in 17.1 innings.
- Retired all 20 batters he faced in five appearances at home.
- Earned victories 8/7 at Omaha and 8/16 at Nashville.
- After the Cardinals purchased his contract in late August, the righthander made 11 relief appearances for St. Louis.
- He continued his career-long pattern of good control, surrendering just two walks in 12.1 innings.
- Held opponents scoreless in eight of 11 his outings for the Cardinals.

CAREER HIGHLIGHTS:

1981 – Signed with the Mets as a 16-year-old and made his pro debut with Kingsport...posted two shutouts among his three Appalachian League victories...allowed 2.32 walks per nine innings (17 BB/66 IP).

1982 – Spent a second full Rookie-level season at Kingsport...saw more time out of bullpen, picking up five saves in 10 relief appearances.

1983 – Transferred to Gulf Coast League entry and responded well, fashioning a personal-best 2.31 ERA...ranked third in league with 13 starts and fifth with 81.2 innings.

1984 – Climbed to Class-A Columbia and posted a 13-4 record and career-high three shutouts...was eighth in South Atlantic League with a 3.13 ERA.

1985 – Made a career-high 25 starts at Lynchburg and made them count, recording personal bests of 15 wins (second in the Carolina League), seven complete games and 109 strikeouts...was third in loop with 169 innings and sixth with 2.34 ERA...opened 5/26 twin-bill vs. Prince William with a 6-0 no-hitter, one of three shutouts he pitched during the year...surrendered just 1.76 walks per nine innings (33 BB/169 IP).

1986 – Walk average rose to 1.82 (24 BB/118.2 IP) but still had the lowest mark in the Carolina League...completed five of 18 starts for Lynchburg...began season at Jackson, making seven Texas League appearances, including four starts, in first Class-AA action.

1987 – Pitched at Jackson from start to finish, was fourth in Texas League with 3.24 ERA and led staff with 10 wins...set one minor league career high with 169.1 innings and tied another with 25 starts.

1988 – Skipped the Triple-A level after being selected by the Orioles in the Rule V draft...made his big-league debut 4/9 at CLE...made his first start 5/12 at TEX, allowing two runs and five hits over 4.2 innings in 2-1 loss...allowed three earned runs and five hits in seven frames to claim first big-league win in 8-7 decision 5/18 vs CAL...worked first complete game 7/5 at CWS, a five-hit, 5-1 win...began stretch of six starts, through 8/5, during which he walked two hitters in 35.2 innings...topped AL starters in August with 1.79 ERA (8 ER/40.1 IP) and held opposing hitters to .199 average (30-151)...tallied season-high seven strikeouts over 7.2 innings 8/15 at MIL...pitched four-hitter over eight innings 9/3 at SEA in 1-0 loss.

1989 – Opened the season in the majors and made nine starts before a sore back forced him to the DL 5/20-6/11, including a rehab stint at AAA Rochester from 5/29...in his first major league start after the injury, allowed two runs in six innings to earn a 4-2 win 6/17 vs OAK...spent July and August at Rochester, completing International League season with a 2.83 ERA in 15 outings, 13 starts...had a shutout among three complete games.

1990 – After starting 13 games among his 27 appearances for Rochester, was used strictly in relief in 22 outings during three stints with the Orioles...with Baltimore, opposing RH batters hit .197...showed more outstanding control at Rochester, yielding 1.24 bases on balls per nine innings (15 BB/108.2 IP)...won his only major league decision 9/24 at NYY.

1991 – Saw action in four Orioles' games in April before being loaned to Miami 4/24...won eight of 10 decisions and went the distance four times in 11 starts...posted a 2.71 ERA and three shutouts, tying for the Florida State League lead...loaned 6/1 to Oklahoma City, where he made another 11 appearances, eight in relief, before being transferred back to Rochester 7/11...in six relief outings for Rochester, allowed a run on eight hits over 15.1 innings...pitched an inning for Baltimore 8/14 vs TEX...released 9/23.

1992 – Spent the season in Royals' organization, mostly at Class-AAA Omaha...won his only start at Class-AA Memphis of the Southern League...made his other 40 appearances in the American Association, 33 in relief...continued to be stingy with free passes, yielding 28 walks in 108.1 innings (2.33 BB/9 IP).

1993 – Invited to Cubs' spring camp, made the club and then enjoyed his best major league campaign by posting career-best 10 wins and 2.82 ERA...went 4-2 with 3.80 ERA in seven starts in late June and late September...spent balance of season in bullpen, going 6-1 with two saves and 2.22 ERA in 51 games...won eight of last nine decisions over final three months...over last 45 relief outings, posted a 1.65 ERA (11 ER/60 IP) and .213 batting average (46-216)...tossed three shutout innings 5/30 vs MON to earn first National League victory...had eight straight scoreless appearances, 11.1 innings, 5/4 - 6/2...struck out seven with no walks while allowing four hits over eight innings in 5-1 win 6/21 at PIT, further aiding cause with his first major league hit...built career-long five-game winning streak 7/2 - 9/5...held opposing hitters to .151 average (14-93) over 19 games 7/26 - 8/30...recorded 1.16 ERA (4 ER/31 IP) during 24-game stretch 7/19 - 9/1...earned first career save in a 2-0 win 8/18 vs MON...collected first major-league RBI and pitched lone complete game of season with five-hitter in 8-1 win 9/14 at SF, first of three straight winning starts to finish season.

1994 – Tied for second in majors with 58 appearances, all in relief...yielded 1.30 unintentional walks per nine innings (17 BB - 7 IBB)/69.1 IP...longest outing of year was best, three shutout innings 5/20 vs SF to earn decision in 2-1 win...in 13 games during June, recorded 2.25 ERA (4 ER/16 IP) and limited hitters to .196 average (11-56)...threw nine scoreless innings, allowing three hits, over nine games 6/5-26...season ended 8/5 vs SD when he was hit on right elbow by Scott Sanders' line drive...placed on DL next day, diagnosed with contusion.

1995 – Tied for second on Giants' staff with 52 appearances, including six starts...tossed three-hitter over 8.2 innings in claiming 4-1 win 6/17 at STL...specialized in long relief, pitching six full innings out of bullpen three times...hurled 6.2 frames 8/12 vs CHI (entering after first hitter), longest by a Giants reliever in six years.

1996 — Opened the season with six starts for Class-AAA Phoenix, winning two while walking only five hitters in 39.1 innings...saw action in 37 big-league games, 36 in middle or long relief and one start...over his first four outings surrendered only one run — during a six-inning appearance (longest in '96 by a Giants reliever) 5/18 vs NY...posted 0.61 ERA (1 ER/14.2 IP) in June...went 3-1 with 1.50 ERA (4 ER/24 IP) over 16 games 6/5 - 7/22...made spot start 8/27 vs PHI, allowing three runs in five innings of 3-2 loss...placed on DL 9/13 with aneurysm in right shoulder.

MISC: Graduated from Bani School in native Dominican Republic...one of 16 children; four brothers also played pro baseball...resides in Weston, Fla., with his wife, Lea, and three children: Leo (7/23/81), Jose (3/2/86) and Jessenia (4/8/96)...name is pronounced bough-TEES-tah.

BAUTISTA — COMPLETE RECORD

Year	Club	W-L	ERA	G	GS	CG	SHO	SV	IP	H	R	ER	BB	SO
1981	Kingsport	3-6	4.64	13	11	3	2	0	66.0	84	54	34	17	34
1982	Kingsport	0-4	8.92	14	4	0	0	5	38.1	61	44	38	19	13
1983	GCL Mets	4-3	2.31	13	13	2	0	0	81.2	66	31	21	32	44
1984	Columbia	13-4	3.13	19	18	5	3	0	135.0	121	52	47	35	96
1985	Lynchburg	15-8	2.34	27	25	7	3	1	169.0	145	49	44	33	109
1986	Jackson	0-1	8.31	7	4	0	0	0	21.2	36	22	20	8	13
	Lynchburg	8-8	3.94	18	18	5	1	0	118.2	120	58	52	24	62
1987	Jackson	10-5	3.24	28	25	2	0	0	169.1	174	76	61	43	95
1988	Baltimore	6-15	4.30	33	25	3	0	0	171.2	171	86	82	45	76
1989	Baltimore	3-4	5.31	15	10	0	0	0	78.0	84	46	46	15	30
	Rochester	4-4	2.83	15	13	3	1	0	98.2	84	41	31	26	47
1990	Baltimore	1-0	4.05	22	0	0	0	0	26.2	28	15	12	7	15
	Rochester	7-8	4.06	27	13	3	0	2	108.2	115	51	49	15	50
1991	Baltimore	0-1	16.88	5	0	0	0	0	5.1	13	10	10	5	3
	Miami	8-2	2.71	11	11	4	+3	0	76.1	63	23	23	11	69
	Oklahoma City	0-3	5.29	11	3	0	0	0	32.1	38	19	19	6	22
	Rochester	1-0	0.59	6	0	0	0	1	15.1	8	1	1	3	7
1992	Omaha	2-10	4.90	40	7	1	0	2	108.1	125	66	59	28	60
	Memphis	1-0	4.50	1	1	0	0	0	6.0	6	3	3	2	7
1993	Chicago (NL)	10-3	2.82	58	7	1	0	2	111.2	105	38	35	27	63
1994	Chicago (NL)	4-5	3.89	58	0	0	0	1	69.1	75	30	30	17	45
1995	San Francisco	3-8	6.44	52	6	0	0	0	100.2	120	77	72	26	45
1996	Phoenix	2-2	4.35	6	6	0	0	0	39.1	41	19	19	5	18
	San Francisco	3-4	3.36	37	1	0	0	0	69.2	66	32	26	15	28
1997	Detroit	2-2	6.69	21	0	0	0	0	40.1	55	32	30	12	19
	Louisville	2-0	0.00	11	0	0	0	0	17.1	3	0	0	2	11
	St. Louis	0-0	6.57	11	0	0	0	0	12.1	15	10	9	2	4
N.L. TOTALS		20-20	4.26	216	14	1	0	3	363.2	381	187	172	87	185
A.L. TOTALS		12-22	5.03	96	35	3	0	0	322.0	351	189	180	84	143
MAJOR TOTALS		32-42	4.62	312	49	4	0	3	685.2	732	376	352	171	328

+ Tied for league lead.

BAUTISTA — RELIEF/STARTER

Year		W-L	ERA	G	IP	H	R	ER	BB	SO
1988	Relief	0-1	4.74	8	19.0	27	10	10	4	14
	Starter	6-14	4.24	25	152.2	144	76	72	41	62
1989	Relief	0-0	6.87	5	18.1	23	14	14	3	12
	Starter	3-4	4.83	10	59.2	61	32	32	12	18
1990	Relief	1-0	4.05	22	26.2	28	15	12	7	15
	Starter	-	-	-	-	-	-	-	-	-
1991	Relief	0-1	16.88	5	5.1	13	10	10	5	3
	Starter	-	-	-	-	-	-	-	-	-
1993	Relief	6-1	2.22	51	69.0	58	19	17	18	39
	Starter	4-2	3.80	7	42.2	47	19	18	9	24
1994	Relief	4-5	3.89	58	69.1	75	30	30	17	45
	Starter	-	-	-	-	-	-	-	-	-
1995	Relief	2-5	6.96	46	64.2	84	51	50	17	33
	Starter	1-3	5.50	6	36.0	36	26	22	9	12
1996	Relief	3-3	3.20	36	64.2	60	29	23	13	25
	Starter	0-1	5.40	1	5.0	6	3	3	2	3
1997	Relief	2-2	6.66	32	52.2	70	42	39	14	23
	Starter	-	-	-	-	-	-	-	-	-
CAREER Relief		18-18	4.73	263	389.2	438	220	205	98	209
TOTALS Starter		14-24	4.47	49	296.0	294	156	147	73	119

BAUTISTA — MAJOR LEAGUE HITTING TOTALS

	AVG.	AB	H	HR	RBI
1997	—	0	0	0	0
CAREER	.100	50	5	0	1

BAUTISTA — CAREER TRANSACTIONS

- Signed by New York Mets as non-drafted free agent, April 25, 1981.
- Selected by Baltimore Orioles in Rule V Draft, December 7, 1987.
- On Baltimore disabled list, May 20 to June 11, 1989; included injury rehabilitation assignment to Rochester, May 29 to June 11.
- Loaned to Miami, independent, April 24 to June 1, 1991.
- Loaned to Oklahoma City, independent, June 1 to July 11, 1991.
- Signed by Kansas City Royals as minor league free agent, December 20, 1991.
- Signed by Chicago Cubs as minor league free agent, December 17, 1992.
- On National League suspended list, September 10 to September 13, 1993.
- On Chicago disabled list, August 6 through remainder of season, 1994.
- Signed by San Francisco Giants as minor league free agent, April 6, 1995.
- On San Francisco disabled list, September 13 through remainder of season, 1996.
- Signed by Detroit Tigers as minor league free agent, January 17, 1997.
- Signed by St. Louis Cardinals as minor league free agent, August 5, 1997.



DAVID BELL

27 DAVID MICHAEL BELL
Infielder

Ht: 5-10 Bats: Right
Wt: 175 Throws: Right

Age: 25 (Turns 26 on September 14)
Born: 9/14/72 at Cincinnati, Ohio

BECAME CARDINAL: Acquired in a trade with the Cleveland Indians with pitcher Rick Heiserman and catcher Pepe McNeal for pitcher Ken Hill, July 27, 1995.

M.L. SERVICE: 2,048

1997 SEASON:

- Infielder made a total of 34 starts (13-2B, 12-3B, 9-SS).
- Was on the disabled list from 4/29-6/30 with a fractured finger on his left hand.
- Recorded a season-high three hits, with an RBI, on 9/3 vs. CWS.
- Had back-to-back two-hit games on 8/27-28 vs. MTL.
- Delivered his only homer on 8/27 vs. MTL to tie the game in the seventh inning, then drove in the go-ahead run in the eighth.
- Collected 15 of his 30 hits (.319 BA) in August, including six for extra bases.

CAREER HIGHLIGHTS:

1990 – Began professional career with the Indians' Gulf Coast League team, hitting safely in first 10 games, 6/20 - 7/5, at a .547 clip (16-35)...promoted to Burlington of the Appalachian League and made 12 appearances in August.

1991 – Third baseman at Class A Columbus led the South Atlantic League with 268 assists, 389 total chances and 136 games...ranked third in league with one strikeout every 10.86 plate appearances (50K/543PA)...ability to make contact demonstrated in month-long blitz late in season, as he hit .306 (34-111) with five homers and 24 RBIs over 32 games (7/24 - 8/24).

1992 – Led Kinston with 123 games and 464 at-bats...batted .295 (33-112) with four HR and drove in 12 runs in June...had that output with a seven-game run-scoring streak, 6/10

- 6/16...capped season with .313 average (15-48), three homers and six RBI over the last two weeks.

1993 – Promoted to Class-AA Canton-Akron at the age of 20, making him the youngest player in the Eastern League...hit .292 and was fourth in the league with 141 hits, which ranked second on team that advanced to the league championship series...led club with 129 games played, was second with 483 at-bats, and third with nine home runs and 60 runs batted in...named EL Batter of the Week for 6/28-7/4 following a 16-game hitting streak (6/17-7/13)...including streak, hit safely in 28 of 29 games...took part in a league-high 32 double plays in 103 appearances at third...saw action at second (17 games) and short (11) for the first time in pro ball...listed among league's best prospects by Baseball America, ranking 10th.

1994 – Continued climb toward majors...posted career highs at Class-AAA Charlotte, batting .293 with 18 HR and 88 RBI...RBI total was third in International League and second in Cleveland farm system...was fifth in league with 141 hits...stats included the following figures from June 30 until season's end: a .339 average (78-230), nine doubles, nine HR and 42 RBI over the final 60 games...also enjoyed his best season at third, winning the IL fielding title with 19 errors in 381 chances (.950) and 123 games...named the league's Best Defensive Third Baseman by Baseball America while also developing further versatility at short (11 games) and second (six).

1995 – Was Cards' regular second baseman over the final six weeks of the season following his recall from Louisville on 8/18...was acquired by STL on 7/27 in a trade with CLE for RHP Ken Hill...batted .273 in 18 games at Louisville before his recall...for the year, batted a combined .273 with 9 HRs & 43 RBIs in 88 games at Class AAA Buffalo & Louisville...third-generation big leaguer collected his first ML hit with a double on 8/19 vs ATL (Clontz)...cracked his first ML homer & doubled on 8/30 at CIN...had a season-high 4 hits & 3 RBIs on 8/27 at COL...5 of his 19 RBIs with the Cards were GWers...made a total of 36 starts at 2B & two at 3B...batted a lofty .382 (13-34) vs LHP, but 10 of his 11 x-base hits came vs RHP...finished among top-10 in Arizona Fall League, batting .303.

1996 – Versatile infielder saw most of his duty at third, making 45 appearances at hot corner (23 starts)...appeared 20 times at second (16 starts), with only one error in 78 chances at the keystone position...took part in 57 of the Cardinals' first 85 games, starting 38...cracked only homer of season 4/13 vs PHI...played shortstop for first time in majors 5/19 at COL...hit .297 (11-37) in June...hit safely in six consecutive games 6/4 - 6/21 (.412, 7-17)...optioned to Louisville 7/12...had two-hit, two-RBI games in 6-2 victories 7/25 at Oklahoma City (along with only steal of season) and 8/9 vs Iowa...hit safely in five straight games, 8/5-9 (.353, 6-17)...recalled to St. Louis 9/2; played in five more games.

MISC: Son of former major-league third baseman Buddy Bell and grandson of former big-leaguer Gus Bell...graduated from Moeller High School in Cincinnati, where he played on 1989 state champion team...was member of Mickey Mantle (1988) and Connie Mack (1989) World Series winners...single, resides in Cincinnati.

BELL — COMPLETE RECORD

Year	Club	AVG.	G	AB	R	H	2B	3B	HR	RBI	BB	SO	SB
1990	Indians (GCL)	.261	30	111	18	29	5	1	0	13	10	8	1
	Burlington	.167	12	42	4	7	1	1	0	2	2	5	2
1991	Columbus	.230	136	491	47	113	24	1	5	63	37	50	3
1992	Kinston	.252	123	464	52	117	17	2	6	47	54	66	2
1993	Canton-Akron	.292	129	483	69	141	20	2	9	60	43	54	3
1994	Charlotte	.293	134	481	66	141	17	4	18	88	41	54	2
1995	Buffalo	.272	70	254	34	69	11	1	8	34	22	37	0
	Cleveland	.000	2	2	0	0	0	0	0	0	0	0	0
	Louisville	.276	18	76	9	21	3	1	1	9	2	10	4
	St. Louis	.250	39	144	13	36	7	2	2	19	4	25	1
1996	St. Louis	.214	62	145	12	31	6	0	1	9	10	22	1
	Louisville	.176	42	136	9	24	5	1	0	7	7	15	1
1997	St. Louis	.211	66	142	9	30	7	2	1	12	10	28	1
	Louisville	.227	6	22	3	5	0	0	1	4	0	6	0
	Arkansas**	.219	9	32	3	7	2	0	1	3	2	2	1
N.L. TOTALS		.225	167	431	34	97	20	4	4	40	24	75	3
A.L. TOTALS		.000	2	2	0	0	0	0	0	0	0	0	0
MAJOR TOTALS		.224	169	433	34	97	20	4	4	40	24	75	3

** Injury rehabilitation

BELL — CAREER PINCH-HITTING

	AVG.	AB	H	HR	RBI
1997	.000	5	0	0	0
CAREER	.154	13	2	0	2

BELL — CAREER FIELDING

Position	G	PO	A	E	TC	DP	PCT.
Second Base	80	133	194	9	336	43	.974
Third Base	85	34	98	9	141	2	.940
Shortstop	14	10	26	2	38	4	.950

BELL — CAREER TRANSACTIONS

- Selected by Cleveland Indians in seventh round of June 1990 free-agent draft.
- Traded to St. Louis Cardinals with pitcher Rick Heiserman and catcher Pepe McNeal for pitcher Ken Hill, July 27, 1995.
- On St. Louis disabled list, April 29 to June 30, 1997; included injury rehabilitation assignment at Arkansas, June 9-30.



RIGO BELTRAN

53 RIGOBERTO BELTRAN

Pitcher

Ht: 5-11 Bats: Left
Wt: 185 Throws: Left

Age: 28
Born: 11-13-69 at Tijuana, Mexico

BECAME CARDINAL: Selected in the 26th round of the June 1991 free-agent draft.

M.L. SERVICE: 0.131

1997 SEASON:

- Started the season for the third consecutive year at Class-AAA Louisville. Tossed seven scoreless innings in a 7-2 win at Omaha on 5/7.
- Won a 6-1 complete-game decision 5/17 at Nashville, lowering his ERA to a league-low 2.32.
- Promoted to St. Louis 5/21 after posting a 5-2 record in nine games (eight starts) for the Redbirds.
- Made his major league debut, in relief, 6/2 vs. COL.
- Earned his first major league win with a perfect inning in relief 8/29 at KC.
- Picked up his first professional save 8/27 vs. MTL.
- Struck out the side in one inning of work 6/27 at CIN.
- Appeared in 35 games, drawing the starting assignment in his final four outings.
- Was 1-1 with a 2.45 ERA in 31 relief stints, holding opponents to a .198 batting average. Was 0-1 with a 5.06 ERA as a starter.
- Struck out 50 batters in 54.1 innings and allowed just one homer in 33 relief innings.

CAREER HIGHLIGHTS:

1991 — Compiled a 5-2 record in 17 relief outings and four starts at Hamilton.

1992 — Pitched exclusively as a starter, dividing the season between Savannah (13 games) and St. Petersburg (2 games)...left Savannah with a 6-1 record, including two complete games...allowed only 38 hits and 20 ER (2.17 ERA) while fanning 106 in 83 innings...had no record at St. Pete, working just eight innings in two starts.

1993 – Pitched the full season for Arkansas...worked 18 games (16 starts), posting a 5-5 record and 3.25 ERA.

1994 – After a 4-0 start at Arkansas, moved up to AAA Louisville...threw a no-hitter 4/10 at Shreveport...followed the effort with six innings of one-hit ball in a 1-0 win 4/16 at Tulsa...named Minor League Pitcher-of-the-Week through 4/17...finished stint at Arkansas with a 0.64 ERA...won his first start at Louisville 5/1 vs. Buffalo...spent time on DL in early May...ended the year with a combined 15-11 record, 4.33 ERA at both levels.

1995 – Tossed seven scoreless innings in 4/8 win over Indianapolis...won back-to-back starts 4/19-24 against Nashville, allowing no runs in 14.1 IP...sidelined with a minor shoulder problem in mid-July.

1996 – Divided the season between the rotation and bullpen after pitching almost exclusively as a starter in the previous four seasons...hurled a three-hit, 4-1 complete-game victory vs. Omaha 6/3...tossed a two-hitter vs. Oklahoma City 7/15...struck out 132 batters and walked 24 in 130.1 innings...started 16 of 38 appearances, collecting three complete games.

MISC: Graduated from the University of Wyoming (1991), where he earned third-team All-America honors...played for Mexican National team for two years and in the Cape Cod League for two more...was on the baseball and cross-country teams at Point Lomas High School in San Diego.

BELTRAN — COMPLETE RECORD

Year	Club	W-L	ERA	G	GS	CG	SHO	SV	IP	H	R	ER	BB	SO
1991	Hamilton	5-2	2.63	21	4	0	0	0	48.0	41	17	14	19	69
1992	Savannah	6-1	2.17	13	13	2	1	0	83.0	38	20	20	40	106
	St. Petersburg	0-0	0.00	2	2	0	0	0	8.0	6	0	0	2	3
1993	Arkansas	5-5	3.25	18	16	0	0	0	88.2	74	39	32	38	82
1994	Arkansas	4-0	0.64	4	4	1	1	0	28.0	12	3	2	3	21
	Louisville	11-11	5.07	23	23	1	0	0	138.1	147	82	78	68	87
1995	Louisville	8-9	5.21	24	24	0	0	0	129.2	156	81	75	34	92
1996	Louisville	8-6	4.35	38	16	3	1	0	130.1	132	67	63	24	132
1997	Louisville	5-2	2.32	9	8	1	0	0	54.1	45	17	14	21	46
	St. Louis	1-2	3.48	35	4	0	0	1	54.1	47	25	21	17	50
MAJOR TOTALS		1-2	3.48	35	4	0	0	1	54.1	47	25	21	17	50

BELTRAN — MAJOR LEAGUE HITTING TOTALS

	AVG.	AB	H	HR	RBI
1997	.143	7	1	0	0

ALAN BENES

41 ALAN PAUL BENES

Pitcher

Ht: 6-5 Bats: Right
Wt: 215 Throws: Right

Age: 26
Born: 1-21-72 at Evansville, Indiana

BECAME CARDINAL: Selected in the first round (16th player overall) of the June 1993 free-agent draft.

M.L. SERVICE: 2.016



1997 SEASON:

- Benes' brilliant sophomore campaign was cut short by a shoulder injury in late July, which eventually led to season-ending surgery to repair a partially torn rotator cuff, damaged cartilage and looseness in his right shoulder. Was placed on the DL 7/31 and remained there for the rest of the schedule.

- At the time of his injury, ranked third in the N.L. in strikeouts (160) and opponents' batting average and sixth in ERA (2.89).
- Because of the injury, Benes fell one-third inning short of the 162 necessary to qualify for N.L. pitching honors. Would have tied for sixth in ERA and ranked third by limiting opponents to a .219 batting average.
- Surpassed his rookie '96 season strikeout total by 29. Fanned batters in 17 consecutive innings (21 batters total) from 5/16-27.
- The Cardinals were 11-12 in Benes' 23 starts but averaged just 3.6 runs per start, the least support given the Redbirds' regular starters.
- Averaged seven innings per start. Worked eight or more innings in nine starts, including two complete games.
- Was 7-7 with a 2.55 ERA and 136 strikeouts in 127 innings before the All-Star break.
- Was 0-2 with a no-decision in his final three starts.
- Notched his ninth, and final, win in a 7/15 start at CIN, winning 7-4.
- Recorded his eighth win at CHI on 7/10 in his first start after the All-Star break. Allowed two runs on five hits in eight innings, earning a 3-2 win.
- In a 6/27 duel against B. Tomko at CIN, led 3-1 entering the sixth but was beaten on a Willie Greene grand slam, 5-3. Fanned seven in seven innings.
- Earned his seventh win, vs. CIN on 6/22 at Busch Stadium, 5-2, holding the Reds to one earned run and four hits in eight innings.
- Had no decision in his 7/2 interleague start vs. MIN. Struck out 10 in eight innings, surrendering only a solo homer by S. Stahoviak before giving way to Petkovsek. Cards won, 2-1, on a McGee solo homer in the bottom of the 10th inning.
- Was brilliant in his 6/16 interleague start at MIL, but lost when J. Burnitz homered in the ninth for a 1-0 Brewers win. Benes matched his career high with 11 strikeouts, the third time he'd fanned 11 batters in '97.
- Also struck out 11 in an 8-3 win at San Diego on 6/11 and in a 5/16 no-decision at Atlanta.
- Blanked the Braves on no hits for 8.2 innings 5/16 at ATL. Did not earn a decision in the game, which the Cards eventually lost, 1-0, in 13 innings.
- Posted a complete-game 2-1 win over the Padres in the nightcap of a 4/19 DH at Honolulu, allowing only three hits and a lone ninth-inning run.

CAREER HIGHLIGHTS:

1993 — Allowed just two home runs in his 37 innings...posted a 2.01 ERA in four home starts, but had a 6.14 mark in three starts on the road.

1994 — Made a rapid rise through the Cardinals' farm system, posting a combined 17-3 record with a 2.28 ERA...led all of minor league baseball with his 205.2 innings pitched, and his 2.28 ERA was 9th among all minor league hurlers...finished third among minor league pitchers with 184 K's, and his .197 opponents average was second...hurled a 2-hitter in his first AA start, and a 4-hitter in his first AAA start.

1995 — Started out strong, but season was shortened due to injury...began the year 2-0 with a 1.74 ERA in his first five games at Louisville (AAA) before elbow injury put him on the shelf following five scoreless IP in 4/29 start vs New Orleans...missed nearly four months due to inflammation and tightness in his right elbow and forearm...returned to active roster on 8/9 in start vs Iowa...was held to two innings of work as he was working off a pitch count...was stretched out to 4 IP in 8/14 start vs Omaha and went to 6 IP on 8/19 vs Indy...Alan was 2-2 with a 3.24 ERA (25 IP/9 ER) in his six starts following return to the active roster...he was 2-0 during post-season, helping Louisville to opening round series sweep of Indy with a CG shutout in Game #3 of playoff series...earned 2nd post-season win in Louisville's Game #3 win over Buffalo on 9/13 in the American Association Championship series...was 4-2 with a 2.41 ERA in 11 starts at Louisville, his first full year at the triple-A level...held opposing batters to a .185 mark and fanned 54 in his 56 IP...was purchased from Louisville on 9/16 & was 1-2 in three starts for the Cardinals...made his ML debut on 9/19 at PIT, working four innings...lasted just 3.1 IP in 9/25 start at CHI...earned his first ML win on 9/30 vs PIT...fanned 10 in his 8.2 IP, equaling the Cards single-game strikeout high for the year...fanned a total of 20 batters in his 16 IP with the Cards...won Arizona Fall League top honors for pitching with 6-1 mark and a 1.78 ERA...also established AFL record for strikeouts with 62.

1996 — Rookie right-hander put together one of the finest frosh seasons ever by a Redbird pitcher...finished the year with 13 wins, the most by a STL rookie since 1967 (Dick Hughes -16)...his 131 strikeouts were the most by a Cardinal rookie since 1971 (Reggie

Cleveland -148)...he and Expos' Ugueth Urbina were only rookie pitchers in the NL to post a double-digit win total...the Cards were 14-18 in his starts and averaged 4.9 runs/game support (158 runs)...Alan owned a 2.21 ERA (85.2 IP/21 ER) in the 12 starts he won, but a 6.99 mark (104.1 IP/81 ER) in his 20 starts without a win...10 of his 13 wins came in night games...suffered tough stretches in May (1-2, 7.67 ERA) & July (3-2, 6.98 ERA), but was a solid 3-1, 2.65 ERA in June...his longest win streak was three games (4/10-20 & 7/6-19)...Alan made two relief appearances, the first ever of his professional career...suffered 4-2 defeat in relief on 9/11 at SF, as Barry Bonds tagged him for a 2-run homer in the 8th, breaking a 2-2 tie...he allowed two unearned runs in 4.2 IP during his start 9/6 vs Padres, before leaving the game after being hit by Steve Finley's line drive off his right wrist in the 5th...was used in relief for first time in his professional career on Labor Day (9/2) and gained win vs Astros in 8-7 extra-innings affair...became Cards' winningest rookie since 1971 (R. Cleveland) as he gained a 2-1 win over the Rockies on 8/31 for win #12...dropped a 4-1 decision at HOU 8/25, allowing three runs in 6 IP...won for the first time since July 19 when he tossed a CG 6-1 win over the Dodgers on 8/14, allowing just five hits...made his longest start (7 IP) since June 15, but had no-decision in Cards' 5-3 loss to the Giants on 8/8, allowing just one run on six hits...Terrell Wade & two Braves' relievers held the Cards in check, as Alan's 3-game win streak came to an end in 4-1 loss to ATL on 7/24...became Cards' first 10-game winner, as he battled Cubs & rain delays for a 9-1 win on 7/19...earned his first career win in three tries against the Cubs on 7/14, as he & Cards held on for a 7-6 win at the "Friendly Confines"...Redbirds provided 11 runs & 17 hits in support of his 11-7 win over the Braves 6/26 at ATL...allowed two runs (one earned) in 6 IP on 6/21 at MTL before departing with game tied at 2-2...the Expos went on to win 4-3 in 12 innings...Alan supplied Cards' first two runs with bases-loaded 2-run double in the 5th...won at home for the first time since 4/15, as he posted a 4-2 win over the Mets on 6/15 at Busch...lowered his ERA below the 5.00 mark for the first time since the end of April...earned his first ML shutout with a 3-0 CG effort on 6/3 at San Diego...it was his second CG effort of the season...recorded wins in each of his first three decisions and finished the month of April with a 3-1, 4.89 mark...fanned a career-high 11 batters in complete-game win vs MTL on April 10...the 11 K's were the most by a Cards' pitcher since 1992...worked 8 scoreless innings in a 1-0 at PHI on April 20...his first and only loss for the month came on April 25 vs NY...the Cards were 3-3 in his six starts...fanned 34 batters in 35 IP...he and brother Andy became the first Cardinals' brother pitching tandem since Lindy and Von McDaniel teamed together in 1957-58...they were the first brothers to share 10-win seasons since Joe and Phil Niekro did so in 1985...made postseason debut in fourth game of N.L. Championship Series 10/13 vs ATL, retiring all four hitters he faced to keep deficit at 3-0 before Cards came back for 4-3 win in game started by older brother Andy...held Braves to two runs and three hits in five innings in Game Six start, a 3-1 loss.

MISC: Attended Creighton University, where he was team captain and first-team Preseason All-America in 1993...named Missouri Valley Conference Pitcher of the Year and second-team All-America in 1992...named Freshman All-American by Baseball America in 1991...graduated in 1990 from Lake Forest HS, where he played football, basketball and baseball, earning All-Conference honors in all three sports...enjoys fishing and golf...brother of Diamondbacks' pitcher Andy Benes and Cardinals' minor leaguer Adam Benes...was signed by Cardinals' scout Mike Roberts...was named Cardinals Rookie of the Year for 1996 by the St. Louis Chapter of the BBWAA and by Hamilton Jewelers...resides in Cedar Hill, Mo...name is pronounced BEN-es.

BENES — COMPLETE RECORD

Year	Club	W-L	ERA	G	GS	CG	SHO	SV	IP	H	R	ER	BB	SO
1993	Glens Falls	0-4	3.65	7	7	0	0	0	37.0	39	20	15	14	29
1994	Savannah	2-0	1.48	4	4	0	0	0	24.1	21	5	4	7	24
	St. Petersburg	7-1	1.61	11	11	0	0	0	78.1	55	18	14	15	69
	Arkansas	7-2	2.98	13	13	1	0	0	87.2	58	38	29	26	75
	Louisville	1-0	2.93	2	2	1	0	0	15.1	10	5	5	4	16
1995	Louisville	4-2	2.41	11	11	2	1	0	56.0	37	16	15	14	54
	St. Louis	1-2	8.44	3	3	0	0	0	16.0	24	15	15	4	20
1996	St. Louis	13-10	4.90	34	32	3	1	0	191.0	192	120	104	87	131
1997	St. Louis	9-9	2.89	23	23	2	0	0	161.2	128	60	52	68	160
MAJOR TOTALS		23-21	4.17	60	58	5	1	0	368.2	344	195	171	159	311

BENES — DIVISION SERIES RECORD

Year	Club/Opp.	W-L	ERA	G	GS	CG	SHO	SV	IP	H	R	ER	BB	SO
1996	St.L. vs S.D.													

ELIGIBLE — DID NOT PLAY

BENES — LEAGUE CHAMPIONSHIP SERIES RECORD

Year	Club/Opp.	W-L	ERA	G	GS	CG	SHO	SV	IP	H	R	ER	BB	SO
1996	St.L. vs Atl.	0-1	2.84	2	1	0	0	0	6.1	3	2	2	2	5

BENES — MAJOR LEAGUE HITTING TOTALS

	AVG.	AB	H	HR	RBI
1997	.173	52	9	0	3
CAREER	.151	119	18	0	8

BENES — CAREER TRANSACTIONS

- Selected by St. Louis Cardinals in the first round of the June 1993 free-agent draft.
- On St. Louis disabled list, July 31 through end of season, 1997.



KENT BOTTENFIELD

37 KENT DENNIS BOTTENFIELD

Pitcher

Ht: 6-3 **Bats:** Right
Wt: 240 **Throws:** Right

Age: 29
Born: 11-14-68 at Portland, Oregon

BECAME CARDINAL: Signed as a free agent, January 6, 1998.

M.L. SERVICE: 3.112

1997 SEASON:

- Pitched in a career-high 64 games out of the Cubs' bullpen.
- Posted a 1.26 ERA (5 ER/35.2 IP) over a 24-game span 5/9 - 7/12.
- Had a season-high 11.1 scoreless innings streak over 10 appearances 5/28 - 6/15.
- In back-to-back outings vs. HOU, recorded 10 strikeouts in 4.1 innings: five strikeouts in two innings on 6/26, and five strikeouts in 2.1 innings with fourth career save on 6/28.
- In June, held opponents to three runs in 18 innings (1.50 ERA) and a .194 batting average (12-62).
- Threw four shutout innings and picked up his fifth career save 7/4 at PHI, tying a career best for his longest relief appearance.
- Carried a 2.44 ERA into the All-Star break.
- Had a 1.74 ERA (2 ER/10.1 IP) over 10 games 7/27 - 8/19.

CAREER HIGHLIGHTS:

1986 – Started his pro career with the Gulf Coast Expos, winning five times and working a pair of complete games in 13 starts.

1987 – Hurlled three shutouts among six complete games and nine wins for Class-A Burlington.

1988 – Reached double-figures in wins for the first time at Class-A West Palm Beach...posted a 3.33 ERA...ranked third in the Florida State League with four shutouts

and fourth with nine complete games and 181 innings, all career highs...went the distance in five consecutive starts 5/3-29.

1989 – Held Southern League hitters to less than one hit per inning (137 H/138.2 IP) for Class AA Jacksonville but wound up losing the most decisions (17) in league history.

1990 – Rebounded in second year at Class-AA with personal bests of 12 wins and 121 strikeouts...made career-high 28 starts, as well as first career relief appearance...threw no-hitter in 1-0 win 6/16 vs. Orlando...legged out inside-the-park grand slam in 12-2 win 6/25 vs Charlotte.

1991 – Tied for American Association lead with five complete games at Class-AAA Indianapolis...won eight times in 27 starts, two of which were shutouts.

1992 – In second year at Indianapolis won 12 times, matching his career high and tying for the league lead...lost six of his first eight decisions, but then got hot...in the interim, made his big-league debut with MTL as an emergency starter in the second game of doubleheader (one of three straight twin-bills for Expos) 7/6 at LA...delivered 4.2 innings of one-hit shutout ball, then was re-optioned to Indy the next day...in final 14 AmAs starts, went 10-2 with a 2.75 ERA...after 9/1 recall, pitched six times in relief followed by three starts to conclude season...earned first save 9/3 at ATL with four shutout innings, surrendering three hits, in 11-2 win...began career with 10.1 scoreless innings over first three outings...singled off Mark Dewey for first big-league hit 9/18 at NY...also had a hit in each of next two appearances...lost three-hitter over six innings 9/27 vs. CHI, helping Expos win, 1-0...picked up his first major league victory in his next outing, pitching four-hit ball over six innings 10/3 at CHI.

1993 – Opened season in Expos' rotation...started the first-ever major league game at Mile High Stadium, working four innings in 11-4 loss to Rockies on 4/9...moved to bullpen after five starts but twice returned briefly to rotation before July trade to Rockies...made 14 appearances, all starts, for COL...pitched first career complete game, 8/10 at LA, yielding seven hits in 4-2 win...batted .269 (7-26) with three RBIs for Colorado...had three hits and drove in two runs in 3-2 win 9/11 at PIT.

1994 – Began the year on the DL after suffering a fractured left hand in spring training...reactivated 5/9 after a rehab stint at Class-AAA Colorado Springs...won three of four decisions and had a save in 15 games for COL...picked up second career save in a 3-2 win 5/28 at MTL...elected free agency 6/27 when outrighted back to Colorado Springs...signed minor league deal with Giants 6/29 and went to Class-AAA Phoenix, where he had a shutout among five starts and went 2-1 in eight outings...worked 1.2 innings in his only major league appearance for San Francisco, 8/6 at HOU.

1995 – Signed with Tigers' Class-AAA Toledo affiliate of the International League...went the distance twice in 19 starts, including a shutout...also had a save in eight relief appearances.

1996 – Was leading all Triple-A teams with 18 saves in 20 chances when Cubs purchased his contract from Iowa in June...still ranked fourth in saves in American Association...with Cubs, worked at least two innings in 12 of 48 games...posted eight scoreless innings over first six appearances...in first 24 games, through 8/7, fashioned a 1.10 ERA (4 ER/32.2 IP)...over first 27 outings, through 8/14, pitched 36 innings and faced 154 hitters without allowing a home run...went 2-1 with a save and 0.90 ERA (2 ER/20 IP) in July...earned that save, the third of his major league career, 7/28 at COL with one-inning effort in 7-5 win...from 8/18, recorded 2.31 ERA (6 ER/23.2 IP) over final 20 appearances.

MISC: Graduated in 1986 from James Madison High in Portland, Ore., where he was selected first-team all-city pitcher three years...also earned all-city honors in basketball and football...brother Kevin spent two years (1986-87) in Montreal's farm system...Kent and his wife, Pamela, reside in Jupiter, Fla., with two children, Emma and Eli.

BOTTENFIELD — COMPLETE RECORD

Year	Club	W-L	ERA	G	GS	CG	SHO	SV	IP	H	R	ER	BB	SO
1986	GCL Expos	5-6	3.27	13	13	2	0	0	74.1	73	+42	27	30	41
1987	Burlington	9-13	4.53	27	27	6	3	0	161.0	175	98	81	42	103
1988	W. P. Beach	10-8	3.33	27	27	9	4	0	181.0	165	80	67	47	120
1989	Jacksonville	3-*17	5.26	25	25	1	0	0	138.2	137	101	81	73	91
1990	Jacksonville	12-10	3.41	29	28	2	1	0	169.0	158	72	64	67	121
1991	Indianapolis	8-15	4.06	29	27	+5	2	0	166.1	155	97	75	61	108
1992	Indianapolis	+12-8	3.43	25	23	3	1	0	152.1	139	64	58	58	111
	Montreal	1-2	2.23	10	4	0	0	1	32.1	26	9	8	11	14
1993	Montreal	2-5	4.12	23	11	0	0	0	83.0	93	49	38	33	33
	Colorado	3-5	6.10	14	14	1	0	0	76.2	86	53	52	38	30
1994	Colo. Springs	1-2	4.94	5	4	1	0	0	31.0	35	19	17	11	17
	Colorado	3-1	5.84	15	1	0	0	1	24.2	28	16	16	10	15
	Phoenix	2-1	2.57	8	5	1	1	0	35.0	30	13	10	11	11
	San Francisco	0-0	10.80	1	0	0	0	0	1.2	5	2	2	0	0
1995	Toledo	5-11	4.54	27	19	2	1	1	136.2	148	80	69	55	68
1996	Iowa	1-2	2.19	28	0	0	0	18	24.2	19	9	6	8	14
	Chicago (NL)	3-5	2.63	48	0	0	0	1	61.2	59	25	18	19	33
1997	Chicago (NL)	2-3	3.86	64	0	0	0	2	84.0	82	39	36	35	74
MAJOR TOTALS		14-21	4.20	175	30	1	0	5	364.0	379	193	170	146	199

* Led league.

+ Tied for league lead.

BOTTENFIELD — RELIEF/STARTER

Year		W-L	ERA	G	IP	H	R	ER	BB	SO
1992	Relief	0-1	3.09	6	11.2	11	4	4	2	5
	Starter	1-1	1.74	4	20.2	15	5	4	9	9
1993	Relief	0-1	3.70	12	24.1	27	15	10	15	9
	Starter	5-9	5.32	25	135.1	152	87	80	56	54
1994	Relief	3-0	5.01	15	23.1	28	13	13	7	13
	Starter	0-1	15.00	1	3.0	5	5	5	3	2
1996	Relief	3-5	2.63	48	61.2	59	25	18	19	33
	Starter	-	-	-	-	-	-	-	-	-
1997	Relief	2-3	3.86	64	84.0	82	39	36	35	74
	Starter	-	-	-	-	-	-	-	-	-
CAREER	Relief	8-10	3.56	145	205.0	207	96	81	78	134
TOTALS	Starter	6-11	5.04	30	159.0	172	97	89	68	65

BOTTENFIELD — MAJOR LEAGUE HITTING TOTALS

	AVG.	AB	H	HR	RBI
1997	.000	4	0	0	0
CAREER	.231	65	15	0	3

BOTTENFIELD — CAREER TRANSACTIONS

- Selected by Montreal Expos in fourth round of June 1986 free-agent draft.
- Traded to Colorado Rockies for pitcher Butch Henry, July 16, 1993.
- On Colorado disabled list, March 25 to May 9, 1994; included injury rehabilitation assignment to Colorado Springs, April 10 to May 9.
- Signed by San Francisco Giants as minor league free agent, June 29, 1994.
- Signed by Detroit Tigers as minor league free agent, April 3, 1995.
- Signed by Chicago Cubs as minor league free agent, March 9, 1996.
- Signed by St. Louis Cardinals as free agent, January 6, 1998.

JEFF BRANTLEY

44 JEFFREY HOKE BRANTLEY

Pitcher

Ht: 5-10 Bats: Right
Wt: 190 Throws: Right

Age: 34 (Turns 35 on September 5)
Born: 9-5-63 at Florence, Alabama

BECAME CARDINAL: Acquired in a trade with the Cincinnati Reds for first baseman Dmitri Young, November 10, 1997.

M.L. SERVICE: 9.061



1997 SEASON:

- Showed Fireman-of-the-Year form in spring training, posting a 0.75 ERA, nailing five saves in as many opportunities and holding opposing batters to a .125 average. Retired 19 of the last 20 hitters he faced but departed his 13th exhibition appearance (3/26 vs. HOU) after two pitches due to a sore shoulder.
- Went on the disabled list 4/2, retroactive to 3/27. Reactivated 4/14.
- In his first appearance, worked a perfect ninth inning in a 6-1 win at PIT on 4/18.
- Picked up his only save of the season 5/3 at SF. The next day, he entered with a 1-0 lead in the 10th but the Giants scored two to win, handing him his first blown save since 8/14/96, a string of 14 straight conversions.
- Blew a save attempt in his next outing, 5/6 at LA, when Raul Mondesi hit a first-pitch homer in the ninth. Got through the rest of the ninth and 10th to earn his lone victory when the Reds broke through for a 3-2 win.
- As in spring training, his 13th appearance of the regular season (5/19 vs. SD) ended prematurely when shoulder problems forced him to depart after four pitches.
- His season ended 6/11 with arthroscopic surgery, which repaired his labrum and a quarter-size hole in the posterior capsule of his right shoulder.

CAREER HIGHLIGHTS:

1985 – Won eight of 10 decisions in 14 games in first pro season at Class-A Fresno...had three complete games in 13 California League starts.

1986 – Promoted to Class-AA Shreveport and tied for Texas League lead with eight complete games, a career high, in 26 starts...also recorded personal bests of three shutouts and 125 strikeouts.

1987 – Worked 30 starts and 182 innings, both career highs...made two starts at Shreveport and the rest for Class-AAA Phoenix...with Phoenix, made his second career relief appearance.

1988 – Won a career-high nine games in 14 decisions and 25 games for Phoenix before 8/3 recall to San Francisco...made big-league debut 8/5 at ATL with two scoreless innings in relief...went three innings 8/14 at LA to earn his first save; also singled in his first major league plate appearance...optioned back to Phoenix 8/18 but recalled again 8/29...made his first start 9/7 vs. ATL, pitching five innings in a 4-1 loss.

1989 – Invited to spring training with Giants and made club's major league roster...won all seven decisions in 58 relief appearances for N.L. Western Division champs...ranked eighth in NL with 93 relief innings...stranded all 10 inherited runners through first 17 outings...in a 12-game stretch 4/30 - 6/4, recorded a 1.08 ERA (2 ER/16.2 IP)...held opposing hitters to a .191 batting average (9-47) in May...made 24 consecutive appearances (35 innings) without allowing a home run 9/20/88 - 6/4/89...re-optioned to Phoenix 6/9 but recalled 6/25...claimed his first big-league victory 6/29 vs. CHI, allowing a run and four hits over a career-high five innings in relief; also scored his first career run...began a streak of wins in five straight appearances (through 7/13) and six consecutive decisions (through 7/19)...became the first Giant to start 6-0 since Juan Marichal opened 1966 with 10 straight wins...posted five straight scoreless outings (13 innings) 7/2-16...winning streak snapped in his only start of the season 8/7 vs. CIN...made three scoreless appearances in Giants' six-game NLCS win over CHI, surrendering only one hit over five innings...also appeared in three games of World Series vs. OAK.

1990 – Placed eighth in N.L. with 19 saves (in 24 opportunities) in sophomore season...held

opponents to a .155 batting average with runners in scoring position...surrendered three home runs in 86.2 innings...stretched latest homerless streak to 32 games (46.2 innings), 9/8/89 - 5/29/90...got off to great start in season-opening series at ATL...pitched 1.1 scoreless innings in 8-0 win 4/11 on Opening Day; the next day, in the nightcap of a doubleheader, earned the save with 3.2 scoreless innings while smacking a two-run double to net first career RBIs...despite spending entire season in bullpen, still managed to bat 11 times, going two-for-seven with four sacrifice bunts...did not allow a run in May, over 19 innings in 12 games, and tallied four saves...held opposing batters to .202 average (17-84) in 14 games, 5/5 - 6/3...picked for first All-Star Game but took loss, 7/10 at CHI...look a 1.52 ERA into the All-Star break; posted a 1.69 mark thereafter.

1991 - Recorded 15 saves in 19 opportunities and finished tied for 10th in NL Rolaids Relief Man standings with 43 points...saw action in a career-high 67 games...opponents batted .225 overall, .160 with runners in scoring position...through 4/27, did not allow a home run in 31 straight appearances (44 innings), dating back to 6/20/90...going back 106.2 innings over 72 games from 9/8/89, surrendered just three homers...was 3-0 with a 1.20 ERA (2 ER/15 IP) in June and 2-1 with a 0.93 ERA (2 ER/19.1 IP) in August...after the All-Star break, went 2-1 with 10 saves, a 2.41 ERA (14 ER/52.1 IP) and .199 opponents' batting average (38-191) in 35 appearances...capped his season with a classic spoiler performance, striking out six in three innings to save a 4-1 win 10/4 vs. LA, knocking the Dodgers out of first.

1992 - Allowed opposing batsmen a .207 average for the season and sub-.200 averages in four of six months: April (.133), May (.186), June (.184) and September (.163)...surrendered only two hits while fanning 12 over 12.1 scoreless innings during a 10-game stretch 4/19 - 5/13...after the All-Star recess posted a 2.88 ERA (16 ER/50 IP)...replaced Dave Burba in the Giants' starting rotation 9/13 at LA, allowing a first-inning run and two hits in four innings as SF came back for 7-3 win...finished the season in the Giants' rotation, surrendering just one run (0.44 ERA) and 11 hits (.155 BA) with 27 strikeouts in four starts, three of which were combined shutouts...claimed his first major league win as a starter in a six-inning effort in 3-0 decision 9/19 vs. LA...in next start, tallied career-high nine strikeouts over 5.1 innings in 4-0 win 9/24 vs. ATL...in last start, fanned eight over 5.1 innings in a 1-0 victory 9/30 at ATL...finished the season with a 19.2-inning scoreless streak.

1993 - Pitched in the rotation until mid-June, going 3-5 with a 4.86 ERA in 12 starts...drove in two runs and had his first career two-hit game 4/26 at PHI...spent the rest of the year in a set-up role, holding opposing batters to a .199 average while going 2-1 with a 3.55 ERA in 41 relief appearances...pitched four shutout innings, allowing three hits, to pick up a 5-3 win 10/2 at LA, keeping Giants tied for first with Braves entering the final day of the season.

1994 - Moved into closer's role with Cincinnati and tallied 15 saves, spread among every NL foe except COL...finished with 63 strikeouts in 65.1 innings...held opposing batters to a .202 average: .198 (26-131) by RH, .206 (20-97) by LH...recorded a 1.33 ERA (4 ER/27 IP) on the road...had a 1.72 ERA (3 ER/15.2 IP) in April...pitched in 300th career game on Opening Day, 4/3 vs. STL...limited opponents to .156 batting average (7-45) in May while collecting two wins and two saves in 10 games...earned saves in three consecutive outings, 6/28 - 7/3...in July, hurled 18.1 innings, allowed two runs (0.98 ERA), 11 hits (.175 BA) and went 1-1 with four saves in 14 appearances...capped month with four strikeouts in two innings, 7/31 at SD, to earn his sixth and final victory of the season.

1995 - Enjoyed a breakthrough year as the closer for Central Division champions, finishing ninth in league with 28 saves (in 32 opportunities) and tied for eighth with 49 games finished...finished sixth in Rolaids Relief Man standings with 78 points...rated by Elias Sports Bureau as top reliever in NL...held righthanded batters to a .188 average...appeared in 56 games, including 49 Reds' victories...picked up 10 saves in 11 games, 6/5 - 7/2, including eight straight from 6/17...struck out season-high four batters twice, in 1.1 innings 6/21 vs. ATL and in two innings 6/28 at PHI...in June, allowed one run in 13.2 innings (0.66 ERA) and a .128 opponents' batting average (6-47)...consistent both sides of All-Star break, with 14 saves in each half, 2.88 ERA (13 ER/40.2 IP) before and 2.73 ERA (9 ER/29.2 IP) after...had saves on three straight days, 7/13-15 at CHI...eclipsed previous career high with 20th save, 7/28 at LA...recorded 500th career strikeout 8/26 at PIT, in 627th inning...worked 400th career game 9/19 vs. MTL...appeared in first five of Reds' seven postseason games, allowing two runs on five hits in 5.2 innings...pitched ninth inning in each game of NL Division Series sweep of Dodgers...earned first postseason save in second game of NL Division Series, 10/4 at LA; gave up both of Dodgers' runs, on two-run homer to Eric Karros...hurled 1.2 innings in NLCS opener 10/10 vs. ATL, working around bases-loaded jam in ninth to force extra innings...in second game, 10/11 vs. ATL, tossed 1-2-3 ninth to again send game to 10th.

1996 – Missed spring training after breaking sesamoid bone in right foot, then spent the regular season breaking opponents' comeback hopes as Reds' record-breaking bullpen stopper...saved a club-record 44 games, tying Todd Worrell for NL high...converted 44 of 49 opportunities and won Rolands Relief Man Award with 120 points, tying Padres' Trevor Hoffman on points on season's final day but winning due to better save percentage (90%-86%)...earned win or save in 56 percent of club's victories (in 45 of 81 wins)...recorded ERA under 2.00 in four of six months: May (1.98), July (1.64), August (1.80) and September (0.75)...after opposing hitters batted .277 (13-47) in April, they hit .201 (41-204) the rest of the way to finish at .215...led bullpen with 76 strikeouts in 71 innings, and fanned the side eight times, including his first appearance off DL, 4/6 at PHI...saved both ends of a double-header 4/14 vs. HOU...converted 21 of 22 save opportunities, 5/10 - 7/27...had another two-save day 5/11 vs. SD, due to the first game being suspended from previous night...did not allow more than one run in any of last 42 games, from 6/4...earned his 100th career save 6/10 at SD...claimed lone victory of season 6/18 at HOU after blowing save but having teammates rally for two runs in 10th and 6-4 win...had third multisave day of the season in 7/22 double-header at PHI...established new career high with 29th save 8/1 at MTL...converted his last 13 save attempts...gave up his last run of the season 9/7 vs. SF, then finished with 9.2 consecutive scoreless innings over eight-plus appearances...became the first Red to reach 40 saves 9/20 vs. STL...following season, toured Japan with Major League All-Stars, recording a 1.35 ERA in four appearances against Japanese All-Stars.

MISC: Played baseball at Mississippi State, where he was named All-America in 1985 as member of fourth-place finishers at College World Series...graduated in 1981 from W.A. Berry High School in Florence, Ala., where he lettered in baseball, football and wrestling...maintains strong ties in South, running annual baseball clinics in Pensacola, Fla., and Jackson, Miss., as well as in his hometown of Clinton, Miss....supports Mississippi Arts Alliance, the Jackson Symphony and the Des Arts ministry...makes regular visits to Children's Hospital and Methodist Rehab Center...acts as spokesperson of "Don't Drink and Drive" campaign sponsored by Mississippi Governor's office...married to Cindy (8/18/84), they have two children, Emily (6/7/88) and Murphy (11/13/90).

BRANTLEY — COMPLETE RECORD

Year	Club	W-L	ERA	G	GS	CG	SHO	SV	P	H	R	ER	BB	SO
1985	Fresno	8-2	3.33	14	13	3	0	0	94.2	83	39	35	37	85
1986	Shreveport	8-10	3.48	26	26	+8	3	0	165.2	139	78	64	68	125
1987	Shreveport	0-1	3.09	2	2	0	0	0	11.2	12	7	4	4	7
	Phoenix	6-11	4.65	29	28	2	0	0	170.1	187	110	88	82	111
1988	Phoenix	9-5	4.33	27	19	1	0	0	122.2	130	65	59	39	83
	San Francisco	0-1	5.66	9	1	0	0	1	20.2	22	13	13	6	11
1989	San Francisco	7-1	4.07	59	1	0	0	0	97.1	101	50	44	37	69
	Phoenix	1-1	1.26	7	0	0	0	3	14.1	6	2	2	6	20
1990	San Francisco	5-3	1.56	55	0	0	0	19	86.2	77	18	15	33	61
1991	San Francisco	5-2	2.45	67	0	0	0	15	95.1	78	27	26	52	81
1992	San Francisco	7-7	2.95	56	4	0	0	7	91.2	67	32	30	45	86
1993	San Francisco	5-6	4.28	53	12	0	0	0	113.2	112	60	54	46	76
1994	Cincinnati	6-6	2.48	50	0	0	0	15	65.1	46	20	18	28	63
1995	Cincinnati	3-2	2.82	56	0	0	0	28	70.1	53	22	22	20	62
1996	Cincinnati	1-2	2.41	66	0	0	0	+44	71.0	54	21	19	28	76
1997	Cincinnati	1-1	3.86	13	0	0	0	1	11.2	9	5	5	7	16
MAJOR TOTALS		40-31	3.06	484	18	0	0	130	723.2	619	268	246	302	601

+ Tied for league lead.

BRANTLEY — DIVISION SERIES RECORD

Year	Club/Opp.	W-L	ERA	G	GS	CG	SHO	SV	IP	H	R	ER	BB	SO
1995	Cin. vs L.A.	0-0	6.00	3	0	0	0	1	3.0	5	2	2	0	2

BRANTLEY — LEAGUE CHAMPIONSHIP SERIES RECORD

Year	Club/Opp.	W-L	ERA	G	GS	CG	SHO	SV	IP	H	R	ER	BB	SO
1989	S.F. vs Chi. (NL)	0-0	0.00	3	0	0	0	0	5.0	1	0	0	2	3
1995	Cin. vs Atl.	0-0	0.00	2	0	0	0	0	2.2	0	0	0	2	1
L.C.S. TOTALS		0-0	0.00	5	0	0	0	0	7.2	1	0	0	4	4

BRANTLEY — WORLD SERIES RECORD

Year	Club/Opp.	W-L	ERA	G	GS	CG	SHO	SV	IP	H	R	ER	BB	SO
1989	S.F. vs Oak.	0-0	4.15	3	0	0	0	0	4.1	5	2	2	3	1

BRANTLEY — ALL-STAR GAME RECORD

Year	Club	W-L	ERA	G	GS	CG	SHO	SV	IP	H	R	ER	BB	SO
1990	National	0-1	54.00	1	0	0	0	0	0.1	2	2	2	0	0

BRANTLEY — MAJOR LEAGUE HITTING TOTALS

	AVG.	AB	H	HR	RBI
1997	-	0	0	0	0
CAREER	.119	67	8	0	5

BRANTLEY — CAREER TRANSACTIONS

- Selected by Montreal Expos in 13th round of June 1984 free-agent draft.
- Selected by San Francisco Giants in sixth round of June 1985 free-agent draft.
- Signed by Cincinnati Reds as free agent, January 6, 1994.
- On Cincinnati disabled list, March 19 to April 6, 1996.
- On Cincinnati disabled list, March 27 to April 14, 1997.
- On Cincinnati disabled list, May 20 through remainder of season, 1997.
- Traded to St. Louis Cardinals for first baseman Dmitri Young, November 10, 1997.



MIKE BUSBY

54 MICHAEL JAMES BUSBY
Pitcher

Ht: 6-4 Bats: Right
Wt: 210 Throws: Right

Age: 25
Born: 12-27-72 at Lomita, California

BECAME CARDINAL: Selected in the 14th round of the June 1991 free-agent draft.

M.L. SERVICE: 0.028

1997 SEASON:

- Lasted at least six innings in 12 of 14 starts at Louisville.
- Hurlled a three-hit shutout in the first game of an 8/9 double-header vs. Buffalo.
- Struck out eight batters on three occasions.
- Fanned 65 and walked just 30 batters in 93.2 IP.
- Compiled a 4-3 record at home but was winless on the road (0-5).
- Recalled by the Cardinals after the conclusion of Louisville's season.
- Made three starts at the big-league level, finishing with an 0-2 record.

CAREER HIGHLIGHTS:

1991 - Led Arizona League pitchers with 10.8 Ks per 9 IP...ranked second with 71 Ks overall and sixth with a 3.51 ERA.

1992 - Tied for the South Atlantic League lead with 28 starts...went 3-1 with 1.91 ERA vs. Myrtle Beach, including a three-hit win (6 IP) on 6/13...allowed just one earned run in 7 IP vs. Charleston 7/17 but did not figure in decision.

1993 - Ranked third in the South Atlantic League with a 2.44 ERA...was 5-0 at

home...compiled an 0.60 ERA in two winning starts vs. Spartanburg.

1994 – Pitched a career-high 151.2 innings to rank ninth among Cardinals' farmhands...won his fourth consecutive game 5/8 vs. Asheville, pitching eight scoreless innings and striking out 11...did not allow an earned run in two starts against Daytona, covering 12 IP.

1995 – Finished fourth in Texas League with a 3.29 ERA...led Cards' minor leaguers with 172.1 IP and ranked fifth with 121 strikeouts...at Arkansas, won five of six decisions with a 2.88 ERA at home but was 2-5 on the road...lost a three-hitter vs. Indianapolis, 2-1, on 8/19...carried a no-hit bid into the sixth inning of his 8/25 win against Omaha.

1996 – Appeared in only 15 games between Louisville and St. Louis due to injury...in his only major league appearance of the season, surrendered 8 ER in 4.0 IP at ATL on 4/7.

MISC: Graduated in 1991 from Banning HS, where he was named Player of the Year as a senior...enjoys collecting baseball cards...resides in Glendale, Ariz.

BUSBY — COMPLETE RECORD

Year	Club	W-L	ERA	G	GS	CG	SHO	SV	IP	H	R	ER	BB	SO
1991	Ariz. Cardinals	4-3	3.51	11	11	0	0	0	59.0	67	35	23	29	71
1992	Savannah	4-+13	3.67	28	+28	1	0	0	149.2	145	96	61	67	84
1993	Savannah	12-2	2.44	23	21	1	1	0	143.2	116	49	39	31	125
1994	St.Petersburg	6-+13	4.45	26	26	1	0	0	151.2	166	82	75	49	89
1995	Arkansas	7-6	3.29	20	20	1	0	0	134.0	125	63	49	35	95
	Louisville	2-2	3.29	6	6	1	0	0	38.1	28	18	14	11	26
1996	St.Louis	0-1	18.00	1	1	0	0	0	4.0	9	13	8	4	4
	Louisville	2-5	6.38	14	14	0	0	0	72.0	89	57	51	44	53
1997	Louisville	4-8	4.61	15	14	1	1	0	93.2	95	49	48	30	65
	St. Louis	0-2	8.79	3	3	0	0	0	14.1	24	14	14	4	6
MAJOR TOTALS		0-3	10.80	4	4	0	0	0	18.1	33	27	22	8	10

+ Tied for league lead.

BUSBY — MAJOR LEAGUE HITTING TOTALS

	AVG.	AB	H	HR	RBI
1997	.500	4	2	0	0
CAREER	.500	6	3	0	0

NON-ROSTER INVITEE

WES CHAMBERLAIN

55 WESLEY POLK CHAMBERLAIN

Outfielder

Ht: 6-2 **Bats:** Right
Wt: 230 **Throws:** Right

Age: 31 (Turns 32 on April 13)
Born: 4-13-66 at Chicago, Illinois

BECAME CARDINAL: Signed as a minor league free agent, November 25, 1997

M.L. SERVICE: 3.146



1997 SEASON:

- Played in April at the Pirates' Triple-A Calgary club in the Pacific Coast League before joining Mets' Norfolk club in May for remainder of season.
- With the Cannons, went 6-for-12 (.500) vs. Colorado Springs and 4-for-9 (.444) against Albuquerque. Hit .400 (2-for-5) with two RBIs as a pinch-hitter.
- Made his first appearance with Norfolk Tides of the International League on 5/2.
- Had a two-homer, 4-for-5 game 5/17 vs. Charlotte, driving in two runs.

- Was 11-for-25 (.440) with seven RBIs and four runs scored during a seven-game hitting streak 5/31-6/6.
- June was his most productive month, as he batted .337 (33-for-98) with seven doubles, nine walks, 17 RBIs, 12 runs and 45 total bases in 28 games.
- Three of his seven homers and 14 of 50 RBIs came against Charlotte.

CAREER HIGHLIGHTS:

1987 – Selected by Pittsburgh in the fourth round of the June draft.

1988 – Split the season between Class-A clubs Augusta and Salem...tied for Salem club lead in home runs with 11 in 92 games.

1989 – Named MVP in Eastern League with Harrisburg (AA), hitting .306 and leading league in hits (144), total bases (239) and RBIs (87)...21 homers set club record for a season...led Eastern League outfielders in assists with 14...named to Topps AA All-Star team and to the Eastern League All-Star team.

1990 – Hit safely in nine of 10 starts as a Phillie after arriving via trade from Pittsburgh 8/30...collected first major league hit 9/9 vs New York and first home run 9/19 at St. Louis.

1991 – Started the season with Phillies but was optioned to Scranton on 4/23...recalled 6/15 after Von Hayes suffered a broken right arm...took over as the starting left fielder...tied a Veterans Stadium record for most RBIs in a game by a Phillie (6) and had his first career two-homer game 7/31 vs SD...won NL Player of the Week honors 7/30-8/4 (.478, 3 HR, 10 RBI)...tied for second among NL rookies with 13 home runs.

1992 – Optioned to Scranton 5/11 but recalled 6/18 after hitting .331 in 34 games at Class AAA...hit .290 with six homers, 32 RBIs and 13 doubles in 51 games after promotion...belted his first career grand slam 8/1 at MTL...missed the final 44 games after severely spraining his left ankle while running out an infield hit 8/18 [1].

1993 – Phillies were 47-27 in his 74 starts...had a club-high .328 average vs. lefties and led team with 10 outfield assists...ranked second on team with a .493 slugging average...had his second career two-homer game 4/18 at CHI.

1994 – Traded from Philadelphia to Boston on 5/21...played 34 games (33 starts) in right field for Red Sox and nine games as designated hitter...handled 75 chances without an error and had five assists...batted .261 (29-111) with 16 RBIs at Fenway and .245 (13-53) with four RBIs on the road...hit .327 (17-52) vs lefthanders...went 3-for-5 with a two-run, game-tying ninth-inning homer 6/5 vs Texas...launched his second career grand slam 8/2 vs. Toronto.

1995 – Began the season in Boston, where he batted .119 in 19 games until being assigned to Class-AAA Pawtucket...caught fire with the PawSox, batting .350 with 40 RBIs in 48 games...traded in mid-August to Kansas City system, where he concluded the season with Royals' Triple-A Omaha club.

1996 – Playing for Blue Jays' Syracuse entry in the Class-AAA International League, hit .367 on the road compared to .308 at home...had four 4-RBI games...posted 15 multi-hit games...did not go more than two games without a hit all season...finished the season in Japan with Chiba Lotte.

MISC: Married to the former Malvena Atkins...two children, Wesley II and Elon...played baseball and football at Simeon High School (1984) in Chicago...was a three-time All-Southwest Athletic Conference selection in baseball at Jackson (Miss.) State University...hobbies include jazz music, biking and swimming.

CHAMBERLAIN — COMPLETE RECORD

Year	Club	AVG.	G	AB	R	H	2B	3B	HR	RBI	BB	SO	SB
1987	Watertown	.260	66	258	50	67	13	4	5	35	25	48	22
1988	Augusta	.336	27	107	22	36	7	2	1	17	11	11	1
	Salem	.274	92	365	66	100	15	1	11	50	38	59	14
1989	Harrisburg	.306	129	471	65	*144	26	3	21	*87	32	82	11
1990	Buffalo	.250	123	416	43	104	24	2	6	52	34	58	14
	Philadelphia	.283	18	46	9	13	3	0	2	4	1	9	4
1991	Philadelphia	.240	101	383	51	92	16	3	13	50	31	73	9
	Scranton/W-B	.257	39	144	12	37	7	2	2	20	8	13	7
1992	Philadelphia	.258	76	275	26	71	18	0	9	41	10	55	4
	Scranton/W-B	.331	34	127	16	42	6	2	4	26	11	13	6
1993	Philadelphia	.282	96	284	34	80	20	2	12	45	17	51	2

CHAMBERLAIN — COMPLETE RECORD, continued

1994 Clearwater**	.360	6	25	5	9	1	0	3	6	1	1	0
Philadelphia	.275	24	69	7	19	5	0	2	6	3	12	0
Boston	.256	51	164	13	42	9	1	4	20	12	38	0
1995 Boston	.119	19	42	4	5	1	0	1	1	3	11	1
Pawtucket	.350	48	183	28	64	17	1	12	40	3	45	5
Omaha	.219	16	64	2	14	3	0	1	6	2	15	0
1996 Syracuse	.344	37	131	20	45	5	0	10	37	19	19	2
Chiba Lotte	.253		261	26	66	11	0	11	38			7
1997 Calgary	.317	18	60	7	19	4	0	2	9	0	14	1
Norfolk	.274	97	336	33	92	16	2	7	50	24	58	7
A.L. TOTALS	.228	70	206	17	47	10	1	5	21	15	49	1
N.L. TOTALS	.260	315	1057	127	275	62	5	38	146	62	200	19
MAJOR TOTALS	.255	385	1263	144	322	72	6	43	167	77	249	20

* Led league.

** Injury rehabilitation assignment.

CHAMBERLAIN — LEAGUE CHAMPIONSHIP SERIES RECORD

Year Club/Opp	AVG.	G	AB	R	H	2B	3B	HR	RBI	BB	SO	SB
1993 Phi. vs All.	.364	4	11	1	4	3	0	0	1	1	3	0

CHAMBERLAIN — WORLD SERIES RECORD

Year Club/Opp	AVG.	G	AB	R	H	2B	3B	HR	RBI	BB	SO	SB
1993 Phi. vs Tor.	.000	2	2	0	0	0	0	0	0	0	1	0

CHAMBERLAIN — CAREER FIELDING (OUTFIELD)

Year	G	PO	A	E	TC	DP	PCT.
1990	10	23	0	1	24	0	.958
1991	98	199	4	3	206	0	.985
1992	73	132	3	4	139	1	.971
1993	76	131	10	1	142	3	.993
1994	52	96	8	0	104	1	1.000
1995	12	20	1	1	22	0	.955
TOTALS	321	601	26	10	637	5	.984

CHAMBERLAIN — CAREER TRANSACTIONS

- Selected by Pittsburgh Pirates in fourth round of June 1987 free-agent draft.
- Acquired by Philadelphia Phillies with outfielders Julio Peguero and Tony Longmire for outfielder Carmelo Martinez, August 30, 1990.
- On Philadelphia disabled list, August 19 to end of season, 1992.
- On Philadelphia disabled list, June 16 to July 4, 1993.
- On Philadelphia disabled list, March 25 to April 19, 1994; included injury rehabilitation assignment to Clearwater April 12 to April 19.
- Traded to Boston Red Sox with pitcher Mike Sullivan for pitcher Paul Quantrill and outfielder Billy Hatcher, May 31, 1994.
- Traded Kansas City Royals for outfielder Chris James, August 14, 1995.
- Traded to Toronto Blue Jays as a minor league free agent, March 10, 1996.
- Signed by Pittsburgh Pirates as a minor league free agent, January 29, 1997.
- Acquired by New York Mets, April 30, 1997.
- Signed by St. Louis Cardinals as minor league free agent, November 25, 1997.



ROYCE CLAYTON

11 ROYCE SPENCER CLAYTON

Shortstop

Ht: 6-0 Bats: Right
Wt: 183 Throws: Right

Age: 28
Born: 1-2-70 at Burbank, California

BECAME CARDINAL: Acquired from the San Francisco Giants with a minor league player to be named later in a trade for pitchers Allen Watson, Rich DeLucia and Doug Creek, December 14, 1995; Cardinals acquired infielder Chris Wimmer to complete trade. January 16, 1996.

M.L. SERVICE: 5.141

1997 SEASON:

- Had a career-high 39 doubles and nine homers and nearly doubled his 1996 RBI total by driving in 61 runs.
- Stole 30 bases, giving him 63 thefts in two seasons as a Cardinal.
- Belted two lead-off home runs (4/11 vs. HOU and 7/26 vs. FLA).
- Went 5-for-6 on 6/3 vs. COL, falling one hit short of club-record six hits in a game.
- Ranked ninth in the league in doubles.
- Established a career high with 53 extra-base hits.
- Ranked second on the club in steals (30) and infield hits (21).
- Was named to the N.L. All-Star team, his first selection.
- Led N.L. shortstops with 699 chances. Ranked eighth with a .973 fielding average.
- Finished strong, batting .338 with 13 RBIs in September.
- Batted .298 at Busch, 45 points higher than his average at home in '96.

CAREER HIGHLIGHTS:

1988 – Opened pro career at Class A Everett of the Northwest League...ranked among league leaders with 166 assists (fourth), 75 putouts (fifth) and 34 double plays (sixth).

1989 – Moved to Clinton of the Midwest League...stole 28 bases in 104 games and hit .236...promoted to San Jose of the California League in early August...continued to produce on bases, going 10-for-11 stealing...in on 20 double plays in 28 games.

1990 – Established career highs with 10 triples, seven home runs, 71 RBI and 68 walks in 123 games...made 117 appearances at short, leading league with 202 putouts, was second with 597 chances and fourth with 358 assists and 64 double plays...efforts helped San Jose into playoffs...named to Cal League All-Star team...ranked second-best major league prospect by league's managers.

1991 – Hit .280 for Class AA Shreveport of Texas League, and finished top 10 in Giants farm system in 10 offensive categories: 84 runs (second), 485 at-bats (second), 126 games (third), eight triples (fourth), 136 hits (fifth), 36 stolen bases (fifth), 61 walks (sixth), 68 RBI (seventh), 189 total bases (seventh), 22 doubles (ninth)...led league with 80 double plays...posted .360 average (40-111) in May...one of seven three-hit games on season came 5/25 at San Antonio, when he homered twice and drove in three runs...hit safely in 16 straight games 7/7 - 7/25, batting .354 (23-65)...recorded .273 average in league championship series, lifting Shreveport to second straight pennant...named top prospect in all the minors by The Sporting News...chosen as second-best prospect in league and for Class AA All-Star team by Baseball America...selected to league's postseason All-Star Team...started for NL and collected a base hit in Class AA All-Star Game 7/10 at Huntsville...had contract purchased and made major-league debut 9/20 at SD and claimed first hit...drove in first two runs with single 10/1 vs HOU...played in nine games, starting eight.

1992 – Made Opening Day roster after leading majors in spring training with five triples...was third Giants rookie shortstop to start opener, going two-for-five with an RBI...hit first major league home run 5/8 at MTL...optioned to Class AAA Phoenix (Pacific Coast League) 6/20...recorded four-game hit streak upon arrival and hit .280 (23-82) before All-Star break...recalled 8/19, immediately posted two-for-four, three-RBI performance vs CHI...had nine hits in first 18 at-bats after recall.

1993 – Spent an entire season in majors for first time, playing in 153 games with 152 starts...out of starting lineup for consecutive games once, three straight games 8/18 - 8/20 with a right wrist injury...drove in 70 runs, tying SF shortstop record, and hit .282...led league with 103 double plays...opened season with 11-game hit streak, batting .350 (14-40)...matched that run with another, 4/28 - 5/11, during which he hit .390 (16-41)...tallied a career-high five RBI 5/5 vs PHI...continued solid defensive play with 35 straight errorless games 5/18 - 6/27 and committed only 12 errors over his final 115 games...banged out another career best with four hits 7/4 at NY.

1994 – Was fourth in league with .973 fielding percentage and fifth with 66 double plays...placed sixth in NL with 23 stolen bases and six triples...collected 27 of 30 RBI vs righthanded pitchers...started season with 12 straight successful steal attempts...finished with just nine errors in last 87 games.

1995 – Was second in NL with 93 double plays and sixth with a .969 fielding percentage (20 E/654 TC)...posted career highs of 56 runs, 29 doubles and 24 steals, while equaling his high of 38 walks...reached base in 15 straight games, 4/27 - 5/12, at a .359 clip (13-54, one HBP, nine walks)...tallied 21 RBI in 104 at-bats in May...drove in eight in last three (5/5 - 5/7) of four-game series at SD, going five-for-14, three hits for extra bases (double, triple and HR)...after starting first 23 games, entered as pinch-hitter 5/20 vs STL, walking, then recorded game-winning three-run double in ninth...tied club record with three doubles 6/18 at STL...hit safely in last seven games before All-Star break, 7/3 - 7/9, batting .393 (11-28)...hit .291 in August, and .360 during a six-game hit streak 8/18 - 8/23 (9-25)...played error-free 30 straight games, 8/11 - 9/14...recorded fifth six-game hit streak (including seven-game run before ASG) 9/12 - 9/19, batting .348 (8-23).

1996 – Brought speed and solid defense to pennant-chasing club...stole a career-high 33 bases, finishing 12th in National League...was second in NL in caught stealing (15)...speed also good for team-leading 25 infield and nine bunt hits...got Cardinal career off to solid start with a season-opening five-game hitting streak...a seven-game run, 4/10-16, (.357, 10-28) raised season average to .321...started streak of reaching base in 15 straight, 4/10-24, when Royce posted .400 on-base percentage (17-56 w/nine walks)...drove in 14 runs in first 21 games...had season-high four hits in win 5/25 at FLA...batted .329 in June...reached base in 13 straight games, 6/3-23, also scoring game-winning run as pinch-runner 6/16 vs NY...displayed power stroke with upper-deck home run 6/19 vs PHI...hit safely in 25 consecutive starts, 6/11 - 7/24, batting .348 (39-112)...capped that stretch with season-high 10-game hit streak, 7/7-24, batting .363 (16-44)...batted .299 (76-254) on the road...ranked fourth among NL shortstops (.972) in fielding...batted .346 (9-26) and posted .433 on-base percentage in first postseason...hit safely in all seven appearances, two in Division Series vs SD and five in N.L. Championship Series vs ATL...shared club lead with seven hits in NLCS and four postseason walks...collected only RBI when beating out infield hit to allow tying run to score in fourth game of NLCS, game which 'Birds would win 4-3.

MISC: Served as vice president for external affairs for National Alliance of African-American Athletes and has been active with YMCA...graduated in 1988 from St. Bernard H.S. in Playa del Rey, California...single, resides in Scottsdale, Ariz...sponsors celebrity golf benefit to combat sickle cell disease.

CLAYTON — COMPLETE RECORD

Year	Club	AVG.	G	AB	R	H	2B	3B	HR	RBI	BB	SO	SB
1988	Everett	.259	60	212	35	55	4	0	3	29	27	54	10
1989	Clinton	.236	104	385	39	91	13	3	0	24	39	101	28
	San Jose	.120	28	92	5	11	2	0	0	4	13	27	10
1990	San Jose	.267	123	460	80	123	15	10	7	71	68	98	33
1991	Shreveport	.280	126	485	84	136	22	8	5	68	61	104	36
	San Francisco	.115	9	26	0	3	1	0	0	2	1	6	0
1992	San Francisco	.224	98	321	31	72	7	4	4	24	26	63	8
	Phoenix	.240	48	192	30	46	6	2	3	18	17	25	15
1993	San Francisco	.282	153	549	54	155	21	5	6	70	38	91	11
1994	San Francisco	.236	108	385	38	91	14	6	3	30	30	74	23
1995	San Francisco	.244	138	509	56	124	29	3	5	58	38	109	24
1996	St. Louis	.277	129	491	64	136	20	4	6	35	33	89	33
1997	St. Louis	.266	154	576	75	153	39	5	9	61	33	109	30
ST. LOUIS TOTALS		.271	283	1067	139	289	59	9	15	96	66	198	63
MAJOR TOTALS		.257	789	2857	318	734	131	27	33	280	199	541	129

CLAYTON — DIVISION SERIES RECORD

Year	Club/Opp.	AVG.	G	AB	R	H	2B	3B	HR	RBI	BB	SO	SB
1996	St.L. vs S.D.	.333	2	6	1	2	0	0	0	0	3	1	0

CLAYTON — LEAGUE CHAMPIONSHIP SERIES RECORD

Year	Club/Opp.	AVG.	G	AB	R	H	2B	3B	HR	RBI	BB	SO	SB
1996	St.L. vs Atl.	.350	5	20	4	7	0	0	0	1	1	4	1

CLAYTON — CAREER FIELDING

Year	G	PO	A	E	TC	DP	PCT.
1991	8	16	6	3	25	1	.880
1992	94	141	257	11	409	51	.973
1993	153	251	449	27	727	*103	.963
1994	108	177	330	14	521	66	.973
1995	136	*223	+411	20	654	93	.969
1996	113	171	347	15	533	68	.972
1997	153	228	*452	19	*699	93	.973
TOTALS	765	1207	2252	109	3568	475	.970
Third Base	1	1	0	0	1	0	1.000

* Led league.

+ Tied for league lead.

CLAYTON — CAREER TRANSACTIONS

- Selected by San Francisco Giants in first round (15th player overall) of June 1988 free-agent draft; selection received from Cincinnati Reds as compensation for signing Type B free-agent outfielder Eddie Milner.
- Traded to St. Louis Cardinals with minor league player to be named later for pitchers Allen Watson, Rich DeLucia and Doug Creek, December 14, 1995; Cardinals acquired infielder Chris Wimmer to complete trade, January 16, 1996.

NON-ROSTER INVITEE



VINCE COLEMAN

29 VINCENT MAURICE COLEMAN
Outfielder

Ht: 6-1 Bats: Both
Wt: 185 Throws: Right

Age: 36 (Turns 37 on September 22)
Born: 9-22-61 at Jacksonville, Florida

BECAME CARDINAL: Signed as a minor league free agent, January 18, 1998.

M.L. SERVICE: 11.080

1997 SEASON:

- Made Detroit Tigers' roster out of spring training.
- Made two starts, as a designated hitter 4/10 vs. MIN and in left field in the first game of a 4/13 double-header vs. CWS.
- After going 1-for-14 in six games, declined outright assignment on 4/24 and elected to become a free agent.

CAREER HIGHLIGHTS:

1982 – Drafted in 10th round of free-agent draft and signed by Cardinals' scout Marty

Maier...tied for Appalachian League lead with 43 stolen bases (other co-leader was Kirby Puckett)...natural righthanded hitter was converted by St. Louis organization into switch-hitter at Rookie-level Johnson City.

1983 – Led South Atlantic League with .350 batting average and 145 stolen bases, tied for third with 99 runs and 156 hits...set all-time professional baseball stolen base record despite missing 31 games due to a hand injury at Class-A Macon...selected to league all-star team, voted league's most outstanding major league prospect and awarded Howe News Bureau 'Star of Stars' award for SAL.

1984 – Led American Association with 97 runs, 608 at-bats and league-record 101 stolen bases at Class-AAA Louisville...topped AmAs outfielders with 381 total chances...selected as outfielder on league all-star team...stole six bases in 10 postseason games for pennant-winners.

1985 – Burst onto the St. Louis baseball scene, nailing down a starting position and the leadoff spot in the Cardinal lineup from the eighth game of the season...was recalled from Louisville 4/17 to replace the injured Tito Landrum for a short spell, but from his first day, 4/18 vs MTL, when he went one-for-three and stole two bases there was no way Coleman would see the minor leagues again...knocked out four hits in five at-bats in second big-league game 4/19 vs PIT...hit first major league home run, an inside-the-park shot off Len Barker, 5/21 vs ATL (without even a play at the plate)...went four-for-four with three stolen bases and four runs scored in Cards' 6-1 triumph 6/4 vs HOU...went four-for-seven with two triples in 14-inning game 8/1 at CHI...stole four bases in back end of twinbill 9/28 at MTL...tied National League single-game season highs with performances of four runs scored, four stolen bases and two triples...broke Cardinals' rookie record of 30 steals (Bake McBride, 1974), with two swipes 5/31 vs CIN...topped major league rookie steal record of 72, set by Juan Samuel in 1984, when he stole two bases on same play 8/1 at CHI, sliding off third base on #73, eluding tag and continuing right on home for his 74th theft...became fourth man in major-league history to steal 100 or more bases in a season 9/19 at PHI...stole second and third in the same inning 10 times...had as many or more stolen bases than five entire National League teams and 13 big-league clubs in all...yet remarkably, recorded just 35 percent of Cardinals' steals, 314, fourth-most in major league history, third in N.L. annals and most by N.L. club since 1912 Giants swiped 319 the year after league-record 347...established three major league rookie standards: 110 steals and 25 caught stealing (most) and three times grounded into double plays (fewest)...teamed with Willie McGee to record 166 steals, setting ML record for most swipes by two teammates...displayed strong accurate arm placing second among N.L. outfielders with 16 assists...started 130 games in left field, 10 in right and nine in center...had two hits apiece in Games Two (10/10 at Dodger Stadium) and Three (10/12 at Busch) of N.L. Championship Series vs LA...a freak accident prior to Game Four 10/13 at Busch, when the tarpaulin machine rolled over his left leg, sidelined Coleman for the remainder of the postseason with a tiny bone chip on the outside part of the knee...tremendous season led to postseason recognition as The Sporting News Rookie of the Year, the top vote-getter for Topps Rookie All-Star Team and the honor of being only the fourth player chosen unanimously by the Baseball Writers Association of America as their N.L. Rookie of the Year.

1986 – In sophomore season showed no signs of slowing on the base paths...became the first player to steal 100 bases in first two big-league seasons, and the first N.L. player ever to have two 100-steal seasons in career...started out slowly, however, going nine straight games without a steal, 4/13-25...equaled major league record with three sacrifice flies in game 5/1 at SD, becoming third player to do it in the N.L. and the fifth overall...matched personal best and club record, held jointly with Lou Brock, with 28 consecutive steals without being caught, 7/22 - 8/26...hit in eight straight games (.406, 13-32) 8/3-10...scored at least one run in seven straight games (nine runs total) 8/4-10...stole 200th career base 9/6 at HOU...moved into second place on Cardinals' all-time steal list with 204th theft of career, 9/12 vs MTL...stole 100th base of season, 9/21 at MTL, joining Rickey Henderson as only player in major-league history to reach the 100-steal plateau more than once...for this accomplishment was chosen as N.L. Player of the Week (with Kent Tekulve, PIT) for week of 9/15-21...averaged .694 steals per game (107 SB/154 G)...succeeded on 107 of 121 steal attempts, 88 percent, third-best rate in league...was 77-for-85 stealing second, 30-for-35 trying for third and caught in his only attempt for home...had 26 multi-steal games, including three four-steal games, six three-swipe efforts and 17 two-steal games...stole second and third in the same inning 15 times...had more steals than nine entire big-league clubs...drew 12.5 percent (22-176) of all balks N.L. pitchers committed in 1986...besides leading the majors with 107 steals, was fourth in N.L. with eight triples and fifth with 94 runs...led club in those three categories and with 600 at-bats and 41 multi-hit games...drew 10 more walks than in rookie season (60 vs. 50)...tied for fifth among N.L. outfielders with 12 assists.

1987 – Continued to provide daring speed on the base paths while also improving his on-base percentage...Vince became the first big-leaguer to steal 100 bases three consecutive seasons, achieving the feat 9/12 at NY...came within one of career-high 110 steals of 1985...picked up 300th career steal 8/26 at HOU...stole second and third in the same inning 13 times...established career highs with .363 OBP, 70 walks, 121 runs and 43 RBI...reached base by hit or walk in 50 straight games, 4/22 - 6/21, and 137 of 151 games played...led club with 44 infield hits and 14 bunt singles...drove in career-high 10 game-winning runs...scored 100 runs for second time in first three campaigns...hit second big-league homer, first from right side and first over the boards, 8/26 vs HOU (Jim Deshaies), in 1,914th career plate appearance...improved his defensive play, equalling career high with 16 assists, good for tie for second among N.L. outfielders...stole four bases each 4/9 at CHI and 6/10 at PHI, matching single-game best (accomplished for fifth and sixth times)...started 150 games in left field and as the Cardinals' leadoff man...his .363 OBP was third-best among N.L. leadoff hitters...homered on consecutive days, 9/20 vs CHI and 9/21 vs PHI, for first time in career...tied career high with 10th triple, 9/22 vs PHI...on many N.L. leader lists, finishing second with 121 runs, fourth with 180 hits, fifth with 10 triples and first with 22 times caught stealing...named fastest runner in the N.L. by a poll of major-league managers...his 83.2 percent success rate stealing (109-131) was fifth highest in league...averaged 129 steal attempts during first three seasons in majors, making it at a clip of 84.2 percent (326-387)...was perfect in 15 attempts stealing vs NY...scored run in nine straight games, 8/25 - 9/4...stole base in eight consecutive games, 8/26 - 9/4...had three game-winning RBI during final two weeks of season...stole 19 straight bases without being caught, 6/12 - 7/22...in N.L.C.S. vs SF, tied Jose Oquendo for club lead with four RBI and led outright with four walks...had two RBI in Game Three 10/9 and two hits each in Game Four 10/10 and Game Five 10/11...while those efforts were at Candlestick, lasting image will be his snaring final out of Game Seven 10/14 at Busch...appeared in first World Series (having missed '85 Fall Classic following tarp accident) led club with six steals, including two apiece in Game Three 10/20 and Game Five 10/22...matched third highest swipe tally in Series history, superceded only by Lou Brock's seven each in 1967 & 1968...was only Cardinal with two game-winning RBI in post-season, in seventh inning of third game of each series, two-run single 10/9 at SF and two-run double 10/20 vs MIN...threw out two runners at plate in Game Seven 10/25, tying Series outfield assist record.

1988 – Although he failed to steal 100 bases for the first time in his four years with the Cardinals, Vince repeated as the N.L.'s top base thief for the fourth consecutive season...led the loop with 81 stolen bases...became seventh player to win four straight N.L. stolen base crowns...helped Cardinals become second N.L. club to steal 200 bases seven consecutive seasons (Cubs, eight, 1901-08) and first major-league club to enjoy that stretch of baserunning success since 1915 (Tigers, from 1909)...stole 400th career base 9/14 at PHI...tallied 400th steal in 599th career game - fewest games in major-league history achieving 400 steals...Vince had 407 steals in four seasons, compared to 376 by Maury Wills in the process of winning N.L. record six consecutive titles, 1960-65...had first straight steal of home 4/23 vs NY...had 12 steals in April, 11 in May, 20 in June, 11 in July, 15 in August and 12 in September...recorded 20 June steals in 25 attempts...led club with 19 multi-steal games and had season-best, three-steal games on six occasions...St. Louis leadoff man was one of the hardest to double-up, grounding into four double plays in 616 at-bats...tied Houston's Gerald Young for N.L. high with 27 times caught stealing, career high...was 23-for-26 stealing third...stole second and third in the same inning 11 times, and 49 times in first four seasons...caused opposing pitchers to balk 11 times...led club with 34 infield hits and 11 bunt singles...was second on club with 44 multi-hit games, including career-best five-hit game 5/24 vs CIN...equalled then-career highs with 20 doubles, 10 triples and three homers...his 10 triples ranked second in league to Andy Van Slyke's 15 three-base hits...stole nine bases in nine tries vs NY...both of April homers came against Mets...matched career-best 11-game hitting streak 5/11-22 (.375; 21-56) and hit .328 in May...went out of yard as lefty for first time, 8/7 vs MTL (other previous LH homer was inside-the-park)...had career-high four RBI 4/23 vs NY...led club with 616 at-bats, fourth in N.L., and shared club lead of 153 games with Ozzie Smith...finished second on club with 160 hits...scored runs in six straight games (eight runs total) 4/23-28...was voted starting outfielder by fans for N.L. All-Star Team...in first appearance in Midsummer Classic, went one-for-two with stolen base and senior circuit's only run in 2-1 game 7/12 at CIN...led club and tied for third in league with 14 outfield assists...was fourth straight year Vince had recorded a dozen assists, 58 in all...none of nine errors were on throws...tried to steal 108 times, fewer attempts than his success tallies two of three previous seasons...had two streaks of seven consecutive steals without being caught...named fastest baserunner in N.L. in polls conducted by Baseball America and the Toronto Star...was member of Major League All-Stars that toured Japan in off-season...batted .278 with five stolen bases in seven-game series.

1989 – Although his stolen base total dropped to 65, speedy outfielder still was able to capture the league's SB crown for the fifth straight season...was just second base-stealer to lead N.L. five straight seasons, trailing only Maury Wills' six consecutive titles...had first two swipes Opening Day 4/3 at NY...batted .480 (12-25) with 10 runs scored the week of 4/9-16...hit safely in 13 of first 19 games played, including 10 multi-hit efforts...led league in April with 22 runs and 12 steals...sidelined four games, 5/7-11, with pulled left hamstring...equaled Davey Lopes' major-league record of 38 consecutive steals without being caught, 6/23 at PIT, stealing second in the second inning...same field, next night, took second in the third to break the record...streak ended 7/28 at MTL, retired by Nelson Santovenia trying for second in the fourth inning...had 50 consecutive steals during streak, 9/18/88 - 7/26/89...began with six steals at the end of 1988, continued with 44 steals to start 1989 campaign...streak included 33 swipes of second and 17 thefts of third...hit .361 (22-61) 8/2-14...scored 22 runs in 20 games, 8/2-19...led the team with 94 runs, ranking eighth in the N.L., leading team in scoring for third time in four seasons...improved on 1988 figures with 43 infield hits and 18 bunt hits...sat out five games with strained left hamstring before pinch-hitting 8/30 vs CIN and starting 9/1 vs HOU...led league with 12 steals in August...keyed 4-3 come-from-behind win 9/3 vs HOU with pinch triple...had fewer stolen-base attempts in fifth season, with 75, than stolen bases in any of first four seasons...finished season 65 steals in 75 tries, 86.7 percent, third in league...was 472-for-570 stealing (82.8 percent) through first five seasons...finished 1980s as decade's third-leading major-league basestealer, second in N.L., trailing Rickey Henderson (838) and Tim Lincecum (583)...ended season fourth on active basestealers list...stole second and third in the same inning nine times, raising career total to 58 such occurrences...was 16-for-18 stealing third...smacked career-high 21 doubles and finished third in league with nine triples...put together 40 multi-hit games, including nine three-hit contests...had double-digit steals in five of six months, 12 in April, 10 in May, 13 in June, 10 in July and 12 in August, before recording eight in September...led club with 13 multi-steal games and had season-best, three-steal games on three occasions...also per usual, hard to retire on double play, grounding into four twin-killings in 563 at-bats...scored runs in eight straight games (10 runs total) 8/2-9...drew eight balks from opposing pitchers...delivered 18 of 32 extra-base hits batting righthanded...stole 14 bases without being caught vs NY, and was perfect in 53 attempts against Mets through five seasons...named fastest baserunner in the N.L. in a poll of league managers.

1990 – Swiped 77 bases and won sixth straight N.L. title, tying record of Maury Wills, despite playing in then career-low 124 games...raised career theft total to 549 in 664 attempts, an 82.7 success rate...went 59-for-75 attempting to steal second, 17-for-18 going for third and safe on only try for plate...set career highs with .292 batting average and six home runs...committed five errors in 120 games and posted .981 fielding average, highest qualifying average of career...even with seeing least outfield playing time of career to date, still threw in 12 assists, reaching that figure for fifth time in six seasons...hit .345 (58-168) over 42 games, 4/21 - 6/6, raising season average from .205 to .319...scored 500th career run 4/22 vs PHI...matched career high with four stolen bases 6/3 vs CHI, the fourth steal being the 500th of his career, in 603 attempts and 804 games...that game was a harbinger of things to come in June, as Coleman stole 24 bases in 28 tries over 27 games...when the Mets caught him stealing 6/26 at Busch, it was the first time they'd done so in his 58 career attempts against them...sat out seven-game suspension, 7/6-16, after contacting umpire during argument 7/4 at SF...during 30-game stretch, 7/23 - 8/28, stole 29 times in 32 attempts...enjoyed career night 7/24 vs CHI, with four hits, including triple and home run, four runs and four steals, capping it all with straight steal of home in eighth inning of 9-4 win...marked eighth time in career that Vince had four swipes in one game...batted .337 (32-95) in August...set then-personal best with 15-game hitting streak 8/15 - 9/1 (.343, 23-67).

1991 – Managed to finish seventh in N.L. with 37 stolen bases though playing in only 72 games...had five assists against three errors in 70 outfield appearances...had season-high three steals 4/26 vs PIT...batted .301 (28-93) in May...after suffering left hamstring strain 6/14 vs HOU, went on disabled list for first two times in career, 6/15 - 7/25 and 8/14 - 9/27...was 33-for-44 stealing in 55 games before injury...made 17 appearances, 15 starts, remainder of season after injury...recorded 1,000th career hit, 7/29 at LA, single against Tim Lincecum, and fourth hit of game was season high.

1992 – Opened season five-for-13 at plate with three steals in first four games...then, having strained left hamstring for second time in as many years, went on DL 4/10 - 5/1...struck out in first at-bat, 5/1 at ATL, then tore left rib cage muscle and was disabled 5/2-28...during rehab stint at Class A St. Lucie of the Florida State League, 5/23-28, hit .364 (8-22) with three steals in six games...immediately upon reactivation, posted season high seven-game hitting streak, 5/29 - 6/6, batting .393 (11-28)...hit .304 (28-92) with 17 runs and 10 steals in 24 games in June...completed month with club record four-steal game, 6/26 at

STL, ninth such performance of career...last steal that day was 600th of career, in 734 attempts and 981 games...became 11th player to reach 600-steal plateau...also resulted in strained left knee tendon and fifth placement on DL - in barely more than a year - 6/27 - 7/27...played in 1,000th career game 8/28 vs CIN...made one error in 61 outfield appearances...finished eighth season ranked 16th on all-time basestealing list with 610...career stealing percentage actually fell to 81.6 percent, good 610-for-748 in 1,021 games.

1993 – Placed ninth in league with 38 stolen bases and tied for fifth with eight triples, all while playing 92 games...had five assists and just three errors in 90 games in left - no miscues in last 63 games from 5/9...appeared, in fact started, in all of first 59 games...was successful on 81.1 percent of career steals (648-799) through nine seasons and 1113 games...hit .303 in June and .333 in July...posted 10th career four-steal game 6/23 vs MTL...during next 21 games, 6/25 - 7/18, batted .427 (35-82)...capped stretch with seven-game hit streak, from 7/9, during which he hit .483 (14-29)...highlight was season-high four hits 7/17 at SF...did not play after 7/31, at which time he led in steals and triples and was 10th in runs scored...took administrative leave 8/3 and would perform 200 hours community service because of firecracker incident after game 7/24 at LA.

1994 – Went to Royals in January trade...played 104 of Kansas City's 115 games...finished second in American League with 50 stolen bases...tied junior-circuit mark for fewest times caught stealing in 50-steal season, matching five others caught just eight times each...also league runner-up with 12 triples and was third-hardest to retire for double play (2 GIDP/438 AB)...made A.L. debut 4/4 at BAL...pillered first A.L. base 4/6 at BAL and picked up first hit 4/8 vs CLE...began four-game stretch during which Vince had 10 hits in 20 at-bats...banged out two four-hit games: 5/25 vs TEX and 5/29 vs NYY (with three RBI)...hit .318 (28-88) over 21 games, 6/12 - 7/3...batted .417 (10-24) during season best six-game hit streak 7/31 - 8/5...in raising career steals tally to 698, passed Bert Campaneris, Willie Wilson, and Joe Morgan, climbing into eighth place all-time...with 50-for-58 season stealing (86.2 percent), raised 10-year rate to 81.4 percent (698-857) through 1,217 games.

1995 – Re-signed by KC 4/26, but this time, to minor-league deal...opened at Class AAA Omaha and hit .395 (15-38), stole three bases, scored seven runs and drove in five in nine American Association appearances before recall...finished fifth in A.L. with 42 steals...with 740 steals, moved into sixth place on all-time list, passing Honus Wagner and Max Carey...walked, doubled, stole a base (no. 699) and homered in first game with big club 5/7 at CWS...swiped a pair of bases 5/19 vs OAK to push career total to 701...needed 859 attempts and 1,228 games to become eighth player to steal 700 bases...posted career-high 17-game hit streak, 5/21 - 6/13, batting .391 (27-69) to raise season average from .273 to .345...hit .323 (21-65) with nine steals in 18 games in May...picked up second career five-hit game in 5-4, 16-inning win, 7/29 vs DET...traded to Mariners 8/15, Seattle went 28-15 thereafter, on way to A.L. West crown...after being successful on 26-of-35 stolen base attempts with the Royals, was 16-of-23 with M's...had two four-hit games in September - 9/15 at CWS and 9/20 vs TEX - highlighting 10-game stretch, 9/15-26, during which he hit .413 (19-46)...popped first career grand slam 9/22 vs OAK...had two hits and an RBI in West Division Playoff, 10/2 vs CAL...played in all 11 Mariner postseason games...had two multi-hit games in A.L. Division Series against Yankees...stroked two hits, scored two runs and drove in another in Game Two, 10/4 at NYY...delivered another two-hit, two-run performance in Game Three, 10/6 vs NYY...led club with four stolen bases in A.L. Championship Series vs Indians.

1996 – Invited to Reds' spring training and made Opening Day roster...succeeded on 12-of-14 steal attempts, including all of last seven...reached base four times, two hits and two walks, 4/4 vs MTL...cracked only homer of season 4/14 vs HOU...went career-long 12 games without a steal 4/6-19...broke slump by collecting 743rd and 744th career stolen bases, 4/20 at HOU, tying and passing Eddie Collins into fifth place on all-time list...had three two-steal games, including 5/12 vs SD, when he made career theft no. 750...optioned to Class AAA Indianapolis 5/29...appeared in seven AmAs games before being waived 6/18...inked minor league pact with Angels 6/27...played in 21 games with Class AAA Vancouver of the Pacific Coast League 7/6 - 8/2.

MISC: Graduated from Raines H.S. in Jacksonville, Fla., in 1978...lettered in football and baseball...received degree in physical education from Florida A&M University, where he played football and baseball...on gridiron, was placekicker and punter, averaging 41.1 yards per punt as a senior and earning an invitation to the Freedom Bowl All-Star Game...in baseball, twice led the nation in stolen bases...stole 65 bases as a junior and seven in one game as a senior...attended Washington Redskins minicamp, May 1982...cousin of Greg Coleman, former NFL punter...was selected 1986 South Side Kiwanis Clubs Sportsman of the Year...enjoys reading, watching movies and basketball... married to the former

Lynette Allen (11/28/87)...the couple reside in Scottsdale, Ariz., and have two sons, Maurice (6/1/88) and Lance (1/29/90).

COLEMAN — COMPLETE RECORD

Year	Club	AVG.	G	AB	R	H	2B	3B	HR	RBI	BB	SO	SB
1982	Johnson City	.250	58	212	40	53	2	1	0	16	29	49	+43
1983	Macon	*.350	113	446	99	156	8	7	0	53	56	85	@145
1984	Louisville	.257	152	*608	*97	156	21	7	4	48	55	112	*101
1985	Louisville	.143	5	21	1	3	0	0	0	0	0	2	0
	St. Louis	.267	151	636	107	170	20	10	1	40	50	115	#110
1986	St. Louis	.232	154	600	94	139	13	8	0	29	60	98	*107
1987	St. Louis	.289	151	623	121	180	14	10	3	43	70	126	*109
1988	St. Louis	.260	153	616	77	160	20	10	3	38	49	111	*81
1989	St. Louis	.254	145	563	94	143	21	9	2	28	50	90	*65
1990	St. Louis	.292	124	497	73	145	18	9	6	39	35	88	*77
1991	New York (NL)	.255	72	278	45	71	7	5	1	17	39	47	37
1992	New York (NL)	.275	71	229	37	63	11	1	2	21	27	41	24
	St. Lucie	.364	6	22	4	8	0	0	0	2	2	6	3
1993	New York (NL)	.279	92	373	64	104	14	8	2	25	21	58	38
1994	Kansas City	.240	104	438	61	105	14	12	2	33	29	72	50
1995	Omaha	.395	9	38	7	15	2	0	1	5	2	6	3
	Kansas City	.287	75	293	39	84	13	4	4	20	27	48	26
	Seattle	.290	40	162	27	47	10	2	1	9	10	32	16
1996	Cincinnati	.155	33	84	10	13	1	1	1	4	9	31	12
	Indianapolis	.077	7	26	2	2	0	0	0	1	1	5	0
	Vancouver	.207	21	87	9	18	2	1	0	5	9	15	4
1997	Detroit	.071	6	14	0	1	0	0	0	0	1	3	0
ST. LOUIS TOTALS		.265	878	3535	566	937	106	56	15	217	314	628	549
A.L. TOTALS		.261	225	907	127	237	37	18	7	62	67	155	92
N.L. TOTALS		.264	1146	4499	722	1188	139	71	21	284	410	805	660
MAJOR TOTALS		.264	1371	5406	849	1425	176	89	28	346	477	960	752

* Led league.

+ Tied for league lead.

M.L. Rookie record.

@ Professional Baseball record.

COLEMAN — DIVISION SERIES RECORD

Year	Club/Opp.	AVG.	G	AB	R	H	2B	3B	HR	RBI	BB	SO	SB
1995	Sea. vs N.Y.(AL)	.217	5	23	6	5	0	1	1	1	2	4	1

COLEMAN — LEAGUE CHAMPIONSHIP SERIES RECORD

Year	Club/Opp.	AVG.	G	AB	R	H	2B	3B	HR	RBI	BB	SO	SB
1985	St.L. vs L.A.	.286	3	14	2	4	0	0	0	1	0	2	1
1987	St.L. vs S.F.	.269	7	26	3	7	1	0	0	4	4	6	1
1995	Sea. vs Cle.	.100	6	20	0	2	0	0	0	0	2	6	4
N.L.C.S. TOTALS		.275	10	40	5	11	1	0	0	5	4	8	2
A.L.C.S. TOTALS		.100	6	20	0	2	0	0	0	0	2	6	4
L.C.S. TOTALS		.217	16	60	5	13	1	0	0	5	6	14	6

COLEMAN — WORLD SERIES RECORD

Year	Club/Opp.	AVG.	G	AB	R	H	2B	3B	HR	RBI	BB	SO	SB
1985	St.L. vs K.C.	INJURED - DID NOT PLAY											
1987	St.L. vs Minn.	.143	7	28	5	4	2	0	0	2	2	10	6
W.S. TOTALS		.143	7	28	5	4	2	0	0	2	2	10	6

COLEMAN — ALL-STAR GAME RECORD

Year	Club	AVG.	G	AB	R	H	2B	3B	HR	RBI	BB	SO	SB
1988	National	.500	1	2	1	1	0	0	0	0	0	0	1
1989	National	.000	1	0	0	0	0	0	0	0	0	0	0
TOTALS		.500	2	2	1	1	0	0	0	0	0	0	1

COLEMAN — SWITCH-HITTING RECORD

Year		AVG.	AB	H	2B	3B	HR	RBI	BB	SO
1985	LH	.282	425	120	10	4	1	27	36	76
	RH	.237	211	50	10	6	0	13	14	39
1986	LH	.228	372	85	8	6	0	18	29	69
	RH	.237	228	54	5	2	0	11	31	29
1987	LH	.300	414	124	6	3	0	26	41	80
	RH	.268	209	56	8	7	3	17	29	46
1988	LH	.253	396	100	7	6	1	17	32	67
	RH	.273	220	60	13	4	2	21	17	44
1989	LH	.271	299	81	7	7	0	11	32	37
	RH	.235	264	62	14	2	2	17	18	53
1990	LH	.310	306	95	5	5	1	21	26	51
	RH	.262	191	50	13	4	5	18	9	37
1991	LH	.260	173	45	4	5	0	13	30	36
	RH	.248	105	26	3	0	1	4	9	11
1992	LH	.272	169	46	7	0	1	12	20	30
	RH	.283	60	17	4	1	1	9	7	11
1993	LH	.279	269	75	9	5	1	19	14	40
	RH	.279	104	29	5	3	1	6	7	18
1994	LH	.231	312	72	10	9	0	23	23	57
	RH	.262	126	33	4	3	2	10	6	15
1995	LH	.300	313	94	18	4	2	19	27	59
	RH	.261	142	37	5	2	3	10	10	21
1996	LH	.175	57	10	1	0	1	4	8	22
	RH	.111	27	3	0	1	0	0	1	9
1997	LH	.077	13	1	0	0	0	0	0	3
	RH	.000	1	0	0	0	0	0	1	0
ST. LOUIS	LH	.274	2212	605	43	31	3	120	196	380
TOTALS	RH	.251	1323	332	63	25	12	97	118	248
N.L.	LH	.271	2880	781	64	41	6	168	268	508
TOTALS	RH	.251	1619	407	75	30	15	116	142	297
A.L.	LH	.262	638	167	28	13	2	42	50	119
TOTALS	RH	.260	269	70	9	5	5	20	17	36
CAREER	LH	.269	3518	948	92	54	8	210	318	627
TOTALS	RH	.253	1888	477	84	35	20	136	159	333

COLEMAN — CAREER PINCH-HITTING

	AVG.	AB	H	HR	RBI
1997	.000	4	0	0	0
CAREER	.222	45	10	0	1

COLEMAN — CAREER FIELDING

Year	G	PO	A	E	TC	DP	PCT.
1985	150	305	16	7	328	1	.979
1986	149	300	12	+9	321	2	.972
1987	150	274	16	9	299	3	.970
1988	150	290	14	9	313	1	.971
1989	142	247	5	+10	262	1	.962
1990	120	244	12	5	261	2	.981
1991	70	132	5	3	140	0	.979

COLEMAN — CAREER FIELDING, Continued

1992	61	112	2	1	115	2	.991
1993	90	162	5	3	170	0	.982
1994	99	164	11	7	182	3	.962
1995	107	191	9	4	204	2	.980
1996	20	28	2	1	31	0	.968
1997	3	3	0	0	3	0	1.000
N.L. TOTALS	1102	2094	89	57	2240	12	.975
A.L. TOTALS	209	358	20	11	389	5	.972
TOTALS	1311	2452	109	68	2629	17	.974

+ Tied for league lead.

COLEMAN — CAREER TRANSACTIONS

- Selected by Philadelphia Phillies in 20th round of June 1981 free-agent draft.
- Selected by St. Louis Cardinals in 10th round of June 1982 free-agent draft.
- On National League suspended list, July 6 to July 16, 1990.
- Signed by New York Mets as free agent, December 5, 1990.
- On New York disabled list, June 15 to July 25, and August 14 to September 27, 1991.
- On New York disabled list, April 10 to May 28, including injury rehabilitation assignment to St. Lucie, May 23 to May 28; and June 27 to July 27, 1992.
- Traded to Kansas City Royals with cash for outfielder Kevin McReynolds, January 5, 1994.
- Traded to Seattle Mariners for player to be named later, August 15, 1995; Royals acquired pitcher Jim Converse to complete trade, August 18, 1995.
- Signed by Cincinnati Reds as minor league free agent, January 27, 1996.
- Signed by California Angels as minor league free agent, June 27, 1996.
- Signed by Detroit Tigers as minor league free agent, December 3, 1996.
- Signed by St. Louis Cardinals as minor league free agent, January 18, 1998.

CAREER STOLEN BASE LEADERS (FROM 1898)

1. Rickey Henderson	1,231	6. Eddie Collins	743
2. Lou Brock	938	7. Max Carey	738
3. Ty Cobb	892	8. Honus Wagner	703
4. Tim Lincecum	795	9. Joe Morgan	689
5. Vince Coleman	752	10. Willie Wilson	668

RICH CROUSHORE

61 RICHARD STEVEN CROUSHORE

Pitcher

Ht: 6-4 Bats: Right
Wt: 210 Throws: Right

Age: 27 (Turns 28 on August 7)
Born: 8-7-70 at Lakehurst, New Jersey

BECAME CARDINAL: Signed as a non-drafted free agent on June 12, 1993.

M.L. SERVICE: 0.000



1997 SEASON:

- Started his second consecutive season at Class-AA Arkansas. Improved his record to 4-2 with a 2-1 complete-game win vs. Shreveport on 5/31, but then lost his next three starts, 6/6-16.

- Was promoted to Class-AAA Louisville on 7/17 after winning his final three decisions for the Travelers, concluding his '97 stint at Double-A with a 7-5 record and 4.18 ERA.
- Did not allow a run in his first four appearances at Louisville (4 IP, 1 H, 1 BB, 4 SO).
- Relieved in eight games for the Redbirds before his first start, 8/5 at Omaha.
- Surrendered two earned runs or fewer in four consecutive starts 8/10-26 (1-2, 2.62).
- Struck out nine batters in 5.2 innings but did not get a decision 8/31 vs. Indianapolis.
- Fanned 41 in 43.2 innings in his first tour through the Class-AAA level.

CAREER HIGHLIGHTS:

1993 – Was one of three Glens Falls hurlers to pitch in 30 or more games...had a 1.62 ERA in 12 appearances in August.

1994 – Tied Madison teammate Jeremy McGarity for most appearances (62) in the Midwest League...averaged 9.8 strikeouts per nine innings (103 Ks/94.1 IP) and concluded second professional season with 139 strikeouts in 135.2 minor league innings...was 2-0 in the Winter Instructional League (22 IP, 11 H, 23 SO, 1.64 ERA).

1995 – A forearm injury in spring training kept him out of the lineup until June...lost his first four decisions at St. Petersburg (6.67 ERA) but found his groove in late July and August...won his last six starts and earned Florida State League Pitcher of the Month honors with 5-0 record and 0.59 ERA in August...had twice as many strikeouts as hits allowed (30 Ks/15 H) during August.

1996 – Pitched a four-hit complete game to beat San Antonio 7/15...lost five consecutive starts 8/3-24 (15.2 IP, 28 R, 33 H).

MISC: Played baseball as a student at James Madison University and Hutchinson CC...was a member of the tennis and baseball teams at Mt. Vernon HS (1988)...enjoys fishing and golfing...lives in Houston...name pronounced KRAU-shore.

CROUSHORE — COMPLETE RECORD

Year	Club	W-L	ERA	G	GS	CG	SHO	SV	IP	H	R	ER	BB	SO
1993	Glens Falls	4-1	3.05	31	0	0	0	1	41.1	38	16	14	22	36
1994	Madison	6-6	4.10	+62	0	0	0	0	94.1	90	49	43	46	103
1995	St. Petersburg	6-4	3.51	12	11	0	0	0	59.0	44	25	23	32	57
1996	Arkansas	5-10	4.92	34	17	2	0	3	108.0	113	75	59	51	85
1997	Arkansas	7-5	4.18	17	16	1	0	0	92.2	111	52	43	37	67
	Louisville	1-2	2.47	14	6	0	0	1	43.2	37	14	12	13	41

+ Tied for league lead.



DELINO DeSHIELDS

7 DELINO LAMONT DeSHIELDS

Second Baseman

Ht: 6-1 **Bats:** Left
Wt: 175 **Throws:** Right

Age: 29
Born: 1-15-69 at Seaford, Delaware

BECAME CARDINAL: Signed as a free agent, November 20, 1996.

M.L. SERVICE: 8.000

1997 SEASON:

- Led the team in several offensive categories, including batting (.295), hits (169), triples (14), stolen bases (55), sacrifice flies (six), bunt hits (11) and infield hits (23).
- Led the majors with a career-high 14 triples, the most by a Cardinal since Ray Lankford led the N.L. with 15 in 1991.

- Showed the greatest gain in batting average (1996 to 1997) among N.L. players, an increase of 71 points (.224 -.295).
- Achieved career highs in hits, home runs (11) and RBIs (58).
- Led all Cardinals with 50 multihit games.
- Twice matched his single-game career high of four hits — 9/6 [1] vs. COL and 6/1 vs. LA.
- Reached 50 stolen bases for the second time in his career.
- Stole home on 9/19 at PIT as part of a double-steal.
- Hit three homers over two games, 7/26-27 vs. FLA. DeShields' second homer on 7/27 was his 1,000th career hit.
- Hit two of his 11 homers as a pinch-hitter.
- Hit a sizzling .363 (62-171) in day games.
- Batted .438 (21-48) against the Cubs.
- Hit .355 (33-93) during September.

CAREER HIGHLIGHTS:

1987 — Expos' first-round pick recorded 30 stolen bases in 65 games with Bradenton and Jamestown...selected the first-year pro in Montreal organization with best chance for stardom by Baseball America.

1988 — Scored 97 runs in 129 games, hit a personal-best 12 homers and finished fourth in the Midwest League with 59 steals at Class A Rockford...was named the league's All-Star shortstop and tabbed its third-best prospect by Baseball America.

1989 — Opened the season at Class AA Jacksonville, playing 93 games there before being promoted 7/17 to Class AAA Indianapolis of the American Association...at Jacksonville, hit .270, drew 76 walks and finished seventh in the Southern League with 37 stolen bases...played in 47 games at Indy to cap a three-season career in minors during which he scored 214 runs, drew 232 walks and stole 142 bases in 334 games while only playing shortstop...spent the last two weeks of the season traveling with the Expos, though not on roster, and began working out at second base...played second that winter for Hermosillo of the Mexican Pacific League.

1990 — Made big-league debut as starting second baseman on Opening Day, 4/9 at STL, first of 120 starts at second as rookie...became 11th player to open major-league career with four-hit game and just second to do so on Opening Day of first season, the other being Spook Jacobs in 1954 with the Philadelphia Athletics...also drove in first major-league run and smacked first of career-high 28 doubles...kicked off season during which he led all major-league rookies with .289 batting average and 42 steals, including six multi-steal games...those figures placed him runner-up to Braves' David Justice in BBWAA Rookie-of-the-Year balloting...opened career handling 63 straight chances over 14-plus games before first error 4/27 at CIN...reached base 16 straight games 4/24 - 5/12 (.453 OBP, 16-57, 18 walks)...led off 5/7 vs SF with first major-league home run...hit safely in 12 straight games 5/15 - 6/1 (.333, 17-51)...honored by mayor of hometown Seaford, DE on first visit at PHI 4/19, and on Delino DeShields Day in the State of Delaware 6/11...suffered fracture of left index finger when hit by Joe Magrane pitch 6/15 at STL, stayed on disabled list until after All-Star Game...batted .403 (27-67) during 15-game hitting streak, Expos' club rookie record, 8/28 - 9/13...had three hits and career-high four RBI 9/12 vs STL.

1991 — Established career highs with 151 games, 10 home runs, 83 runs, 95 walks and 56 stolen bases...only Rickey Henderson was also in 10/50 club in '91 (17 HR / 58 SB)...stole 56 bases in 79 attempts, including third eight times, and had nine multi-SB games...finished fourth in NL with 95 walks...crashed Opening Day homer 4/8 at PIT...fanned five times in 9/17 nightcap, tying single-game record for most strikeouts in a nine-inning game...tied career highs with four hits and four RBI 6/5 at HOU, capping two-game stretch that featured six consecutive hits...swiped career-high three bases 6/22 at CIN...hit .425 (17-40) during season-high 10-game hitting streak 7/7-20...took part in triple play 9/8 vs CIN.

1992 — Drove in career-high 65 runs, most ever for Expo second baseman, and finished second among NL keystoners with .292 batting average and 46 steals...posted career highs of 155 base hits and eight triples...hit .296 (24-81) with one homer leading off game...ran out first inside-the park HR 4/9 at PIT...recorded 100th career steal in the sixth inning 4/25 at STL...matched career high with four hits 4/30 at SD...hit in season-high nine straight games 6/2-12 (.343, 12-35)...reached base safely in 26 games, 6/21 - 7/19, hitting .381 and getting aboard at a .450 clip (40-105, 14 walks, 1 sac fly)...collected 13 hits in 26 at-bats in six-game series 7/6-8 at LA...tied club record with six hits in series-opening

doubleheader, 7/6...hit three-run homer in first-game win next night, then collected three hits in nightcap of Montreal sweep...over middle two calendar months, hit .355 (.376 in July), slugged .484 (.513 in July) and posted .424 on-base percentage...popped two homers for first time in majors, 8/6 at PHI, equalled another career best with four RBI.

1993 – Batted career-high .295, third among NL second basemen...finished second to Ryne Sandberg in NL second base All-Star voting and sixth among all National Leaguers...finished sixth in league with 43 stolen bases and seventh with an .811 success rate (53 attempts), also placing eighth with seven triples...hit .300 (127-423) in 107 games as leadoff batter...batted .311 (50-161) with both homers vs LHP, and his .407 on-base percentage against southpaws was ninth in league...saw 4.05 pitches per plate appearance (2277 pit/562 papp) and took 65.3 percent of deliveries, both figures tops in NL...left spring training with chicken pox, and after one-for-four Opening Day 4/5 at CIN, quarantined 10 days, during which he lost 10 pounds...missed eight games but not a beat, hitting .394 with .555 OBP and reached base in each of first 10 games back from pox...got rolling with home run 4/16 vs COL, the 11th home run of his career leading off an inning...drew career-high four walks 5/23 at PHI...had seven straight hits 5/25-28, one off club record...leadoff single 6/28 vs PIT and Bob Walk was 500th major-league hit...it also led off 21-game hitting streak (.420, 37-88), club record and equal of Robby Thompson's NL season high...that hit streak capped 31-game on-base streak, which started 6/16, and during which Delino had .435 OBP...named Expos Player-of-the-Month for July after hitting NL-high .393 with 10 RBI, 16 runs and 11 steals...suffered badly sprained ligament on left thumb 8/11 at PHI, on DL 8/12 - 9/11...from 7/24, committed one error in 159 chances over his last 34 games.

1994 – Shared Dodger club lead and finished tied for seventh in NL with 27 stolen bases...appeared 10 times at short in addition to his 88 games at second (84 starts)...in those 88 games, committed six errors in 438 chances for a career-best .986 fielding percentage, third in NL...had six multi-steal games, and tied career high with three pilfers 4/21 vs NY...recorded first career pinch hit on two-run eighth-inning single 4/14 at STL...swiped 200th career base 5/19 at COL...placed on DL 5/28, retroactive to 5/26, after incurring laceration on middle finger of left hand with sprains in three joints, 5/25 vs CHI, during home plate collision with catcher Rick Wilkins while scoring on wild pitch...reactivated 5/20, just in time to hit safely in season-high nine straight games, 6/21-30 (.400, 14-35)...committed just one error in 230 chances at second through last 44 games, beginning 6/21...saw first major-league action at shortstop, his career minor-league position, 7/4 vs MON...recorded eight steals in six games, 7/25-31...hit three-run HR in 7-5 win 7/29 vs HOU.

1995 – Finished third in NL with 39 stolen bases...hit .318 (34-107) on artificial surfaces with four HR and 14 RBI...batted .286 (40-140) with runners on base and .360 (27-75) with runners in scoring position...Dodgers had a 38-14 record (.731) when Delino scored...cracked fifth career game-leadoff home run 5/14 vs STL...recorded season-high 10-game hit streak 6/10-21 (.375, 15-40)...capped streak with first career grand slam 6/21 at STL...after 8/1, hit .321 (43-140) (.412, 21-51 in August) with four homers, 20 RBI (13 in September), 27 runs (17 in Sept/Oct) and 19 stolen bases (14 in September)...also drew 27 walks in those final 51 games (18 in 26 in September) and posted .417 OBP...did all this though not starting 7/25 - 8/19, but made 13 pinch-hitting appearances, garnering three singles and an RBI (had previously been one-for-11 in pinch), three walks and a sacrifice bunt...hit in six consecutive games, 8/20-25, matching career best with 13 hits but needing only 23 at-bats this time (.565 BA) while beating out 22 total bases (.957 SLG)...opened streak by homering back-to-back games for first time in career, 8/20 at NY and 8/21 at MON...equalled career high with four hits, 8/24 at PHI...had three HR and six RBI during this stretch, which helped punctuate .627 August slugging average...stole 13 consecutive bases without being caught 9/4-27...had three steals in game for third time in majors, including 300th career theft, 9/17 at STL...completed three-game series during which he had a half-dozen swipes.

1996 – Speedy leadoff hitter stole 40 bases for the fifth time in his seven major-league seasons...finished with 48 thefts, third in NL, and at a career-high .814 success rate (59 attempts)...owns career .747 stealing percentage (301-403)...placed fifth in league and matched career-high with eight triples...had three two-steal games in first six contests and seven swipes, without being caught, after 10 games...played in 154 games, a career-high along with his 581 at-bats...hit sixth career leadoff home run 4/17 at SF...homered in consecutive games for second time in majors 4/25 at HOU and 4/26 at CHI (the second, off Steve Trachsel to win a 1-0 game)...hit safely in seven straight games 4/28 - 5/5 (.393, 11-28)...handled 233 chances over 56 straight errorless games, 4/5 - 6/9...singled off Ugueth Urbina in 3,000th career at-bat (career hit no. 809) 5/24 at MON...three hits that night capped seven-game hit streak, dating to 5/17 (.393, 11-28)...drove in Milt Thompson

with game-winning single with one out in 10th of 5-4 victory, 6/8 vs CIN...third-inning sac fly provided winning margin 6/10 at STL...involved in second career triple play 6/15 at ATL...hit the latter of back-to-back home runs, following Roger Cedeno, in first game of doubleheader 6/18 at CHI...batted .360 (9-25) during third seven-game hit streak of season, 6/28 - 7/4...posted fifth three-hit game of season and fourth three-steal game of career 7/19 at SF...recorded his 12th multi-steal effort of season 8/11 at CIN...in same game, drove in three runs for third time on season, including go-ahead run in ninth inning of 10-5 win...tripled home winning-run in ninth inning 8/30 at PHI...scored 500th run of career in fifth inning 9/21 at SD...recorded 300th career stolen base 9/27 vs SD...made two appearances in his first postseason, including a Game One start in the N.L. Division Series vs ATL.

MISC: Earned All-America honors in baseball and basketball at Seaford (Del.) High School, and was named all-state in those sports plus football...signed with Expos after 1987 draft although he had inked a basketball letter-of-intent with Villanova University, and was the only freshman offered basketball scholarship in 1987 by then-coach Rollie Massimino...won the Foot Locker Slam Dunk championship in a 1990 preseason competition at Boca Raton, Fla...heroes include Malcolm X, Michael Jordan and Randall Cunningham...started wearing baseball socks high in 1992 spring training to honor players of the Negro Leagues...in 1995, he donated \$100 for each stolen base to the Boys and Girls Club of his hometown, Seaford, Del...married to former Tisha Milligan (12/15/90), a former track athlete at the University of Tennessee-Knoxville, they have a son, Delino (8/16/92) and reside in Fairburn, Ga...first name pronounced duh-LINE-oh.

DeSHIELDS — COMPLETE RECORD

Year	Club	AVG.	G	AB	R	H	2B	3B	HR	RBI	BB	SO	SB
1987	GCL Expos	.216	31	111	17	24	5	2	1	4	21	30	16
	Jamestown	.219	34	96	16	21	1	2	1	5	24	28	14
1988	Rockford	.252	129	460	97	116	26	6	12	46	95	110	59
1989	Jacksonville	.270	93	307	55	83	10	6	3	35	76	80	37
	Indianapolis	.260	47	181	29	47	8	4	2	14	16	53	16
1990	Montreal	.289	129	499	69	144	28	6	4	45	66	96	42
1991	Montreal	.238	151	563	83	134	15	4	10	51	95	*151	56
1992	Montreal	.292	135	530	82	155	19	8	7	56	54	108	46
1993	Montreal	.295	123	481	75	142	17	7	2	29	72	64	43
1994	Los Angeles	.250	89	320	51	80	11	3	2	33	54	53	27
1995	Los Angeles	.256	127	425	66	109	18	3	8	37	63	83	39
1996	Los Angeles	.224	154	581	75	130	12	8	5	41	53	124	48
1997	St. Louis	.295	150	572	92	169	26	*14	11	58	55	72	55
MAJOR TOTALS		.268	1058	3971	593	1063	146	53	49	350	512	751	356

* Led league.

DeSHIELDS — DIVISION SERIES RECORD

Year	Club/Opp.	AVG.	G	AB	R	H	2B	3B	HR	RBI	BB	SO	SB
1995	L.A. vs Cin.	.250	3	12	1	3	0	0	0	0	1	3	0
1996	L.A. vs Atl.	.000	2	4	0	0	0	0	0	0	0	1	0
D.S. TOTALS		.188	5	16	1	3	0	0	0	0	1	4	0

DeSHIELDS — CAREER PINCH-HITTING

	AVG.	AB	H	HR	RBI
1997	.375	8	3	2	3
CAREER	.226	31	7	2	6

DeSHIELDS — CAREER FIELDING (SECOND BASE)

Year	G	PO	A	E	TC	DP	PCT.
1990	128	236	371	12	619	65	.981
1991	148	285	405	*27	717	72	.962
1992	134	251	360	15	626	71	.976
1993	123	243	381	+11	635	74	.983
1994	88	155	277	6	438	52	.986
1995	113	204	330	11	545	55	.980
1996	154	274	400	17	691	79	.975
1997	147	272	398	19	689	93	.972
TOTALS	1035	1920	2922	118	4960	561	.977

* Led league.

+ Tied for league lead.

DeSHIELDS — CAREER FIELDING

Position	G	PO	A	E	TC	DP	PCT.
Second Base	1035	1920	2922	118	4960	561	.977
Shortstop	10	1	5	1	7	1	.857

DeSHIELDS — CAREER TRANSACTIONS

- Selected by Montreal Expos organization in first round (12th player overall) of June 1987 free-agent draft.
- On Montreal disabled list, June 16 to July 12, 1990.
- On Montreal disabled list, August 12 to September 11, 1993.
- Traded to Los Angeles Dodgers for pitcher Pedro Martínez, November 19, 1993.
- On Los Angeles disabled list, May 26 to June 20, 1994.
- Signed as a free agent by St. Louis Cardinals, November 20, 1996.



JOHN FRASCATORE

50 JOHN VINCENT FRASCATORE
Pitcher

Ht: 6-1 Bats: Right
Wt: 210 Throws: Right

Age: 28
Born: 2-4-70 at Queens, New York

BECAME CARDINAL: Selected in the 24th round of the June 1991 free-agent draft.

M.L. SERVICE: 1.057

1997 SEASON:

- Led the Cardinals' bullpen corps with a 2.47 ERA, 58 strikeouts and five wins.
- Ranked fifth among N.L. relievers in ERA (minimum 54 IP).
- Had his best months in April (1.32 ERA/13.2 IP) and August (0.00 ERA/14.1 IP).
- Surrendered only two home runs through July. Was touched for three homers in September.
- Worked two scoreless innings 6/23 vs. CHI and two shutout innings on 6/10 at SD.
- Held lefthanded batters to a .214 average. After the All-Star break limited batters to a .193 average while going 2-0 with a 2.29 ERA.
- Induced hitters to ground into seven double-plays, second only to Mark Petkovsek (12) among Cards' relievers.

CAREER HIGHLIGHTS:

1991 – Picked up first win vs. Batavia on 8/4. Finished 4th in NY-Penn League with 30 appearances...pitched for Cards' W.I.L. club, with a 2-0 record and a 1.08 ERA.

1992 – Finished third in SAL Roloids Relief award race and fourth in saves...in seven outings vs. Macon, picked up a win and six saves...took part in three combined shutouts...pitched as a starter for Cards' W.I.L. club, posting a 2-0 record, with a 2.10 ERA.

1993 – In his first season as a starter, finished seventh among Cards' minor leaguers in innings pitched and strikeouts...allowed just 1.90 UBB's/9IP, fifth-lowest among Midwest League starters...hurled a CG 3-hitter on 5/31, a 1-0 loss to Clinton...fired a CG 1-hitter, with no walks and 12 Ks in a 1-0 win vs. Waterloo...pitched for Cards' WIL club, finishing with a 4-0 record and a 1.06 ERA.

1994 – In first season above Class A level, ranked among Cards' farm system leaders in wins (third), innings (15th) and strikeouts (eighth)...pitched four complete games at Class AA Arkansas to rank third in Texas League...was 3-0 in his final three starts for the Travelers, posting a 1.11 ERA in 24.1 innings, including two complete games...promoted to Class AAA Louisville, where he ranked third on the club with eight wins despite pitching only three months for Redbirds...promoted to St. Louis to make 7/21 emergency start when the Cards played consecutive doubleheaders against ATL.

1995 – Rookie pitcher had three separate stints with the Cardinals while also appearing in 28 games (10 starts) at Louisville (AAA)...was recalled from Louisville on 5/1 and went 1-1 with a 5.91 ERA in six games, including four starts...earned his first ML win in 5/13 start at LA when he allowed one run in five IP of 3-2 Cards' win...was optioned to Louisville on 5/31 and was recalled again on 7/20...made just two relief appearances before returning to Louisville on 7/24...completed the year at Louisville before being recalled on 9/16 once the AmAs Championship Series concluded...John finished the year 2-8 with a 3.95 ERA at Louisville with five saves...he also had two saves during the playoffs for Louisville during the semi-final round vs Indianapolis...John owned an impressive 2.25 ERA in 10 relief outings for the Cards...he made his longest relief appearance on 5/5 vs HOU...finished 2nd in the Arizona Fall League with six saves.

1996 – In third season at Class AAA Louisville, was fourth in American Association with three complete games...threw one-hitter over eight innings, facing the minimum 24 hitters, striking out six and walking none, 4/17 vs Nashville before Matt Arrandale entered to save 1-0 win...effort earned John AmAs Pitcher-of-the-Week honors for 4/14-20...gave one run in six innings to win next start 4/26 vs Iowa...beginning with those two efforts and through the month of May, a span of eight starts, posted 2.48 ERA (16 ER/58 IP) and held opposing hitters to .233 average (50-215)...tallied season-high eight strikeouts in five innings 6/4 vs Omaha...showed good control yielding 2.57 walks per nine innings (38 BB/133.1 IP) in his 21 starts, which lasted average six and one-third innings...was moved to bullpen during late July series vs Nashville after winning two of previous 10 efforts...walked just four and surrendered no home runs in 23 innings during his 15 relief outings, during which he recorded 3.91 ERA...originally recalled 9/9 but not to report, activated for season-ending series vs CIN, but saw no action.

MISC: Attended C.W. Post University, where he played baseball and was named Diamond Conference Pitcher of the Week...graduated in 1988 from Oceanside HS, where he played baseball and basketball, earning all-county honors...resides in New Port Richey, Fla....married to the former Kandria McNamara...they have a son, Gavin (5/1/95)...enjoys building auto engines and monster trucks...name is pronounced FRASS-Kuh-TOR-ee.

FRASCATORE — COMPLETE RECORD

Year	Club	W-L	ERA	G	GS	CG	SHO	SV	IP	H	R	ER	BB	SO
1991	Hamilton	2-7	9.20	30	1	0	0	1	30.1	44	38	31	22	18
1992	Savannah	5-7	3.84	50	0	0	0	23	58.2	49	32	25	29	56
1993	Springfield	7-12	3.78	27	26	2	1	0	157.1	157	84	66	33	126
1994	Arkansas	7-3	3.10	12	12	4	1	0	78.1	76	37	27	15	63
	Louisville	8-3	3.39	13	12	2	1	0	85.0	82	34	32	33	58
	St. Louis	0-1	16.20	1	1	0	0	0	3.1	7	6	6	2	2
1995	Louisville	2-8	3.95	28	10	1	0	5	82.0	89	54	36	34	55
	St. Louis	1-1	4.41	14	4	0	0	0	32.2	39	19	16	16	21
1996	Louisville	6-13	5.18	36	21	3	0	0	156.1	180	106	90	42	95
	St. Louis	ACTIVE BUT DID NOT PLAY												
1997	St. Louis	5-2	2.48	59	0	0	0	0	80.0	74	25	22	33	58
MAJOR TOTALS		6-4	3.41	74	5	0	0	0	116.0	120	50	44	51	81

FRASCATORE — RELIEF/STARTER

Year		W-L	ERA	G	IP	H	R	ER	BB	SO
1994	Relief	-	-	-	-	-	-	-	-	-
	Starter	0-1	16.20	1	3.1	7	6	6	2	2
1995	Relief	0-0	2.25	10	16.0	14	6	4	8	7
	Starter	1-1	6.48	4	16.2	25	13	12	8	14
1997	Relief	5-2	2.48	59	80.0	74	25	22	33	58
	Starter	-	-	-	-	-	-	-	-	-
CAREER	Relief	5-2	2.44	69	96.0	88	31	26	41	65
TOTALS	Starter	1-2	8.10	5	20.0	32	19	18	10	16

FRASCATORE — MAJOR LEAGUE HITTING TOTALS

	AVG.	AB	H	HR	RBI
1997	.000	3	0	0	0
CAREER	.000	11	0	0	0



GARY GAETTI

8 GARY JOSEPH GAETTI

Third Baseman

Ht: 6-0 **Bats:** Right
Wt: 200 **Throws:** Right

Age: 39 (Turns 40 on August 19)
Born: 8-19-58 at Centralia, Illinois

BECAME CARDINAL: Signed as a free agent, December 18, 1995.

M.L. SERVICE: 16.012

1997 SEASON:

- Ranked first among N.L. third basemen with a .978 fielding average (323 total chances/seven errors).
- Led team in sacrifice flies (six), most times hit by a pitch (six) and most times grounded into double plays (20).
- Matched single-game career highs for hits (four) and homers (two) on 7/10 at CHI, driving home all three Cardinals runs, including the game-winner in the ninth inning on a solo homer.
- Overall against the Cubs, batted .429 (18-42) with five homers and 15 RBIs. Went 3-for-5 with three RBIs and three runs on 9/17 at CHI.
- Hit a total of five home runs in his first five games following the All-Star break.
- Hit a go-ahead homer 5/29 vs. LA to score his 1,000th career run.
- Collected his 2,000th career hit (a single) 5/16 at ATL off Greg Maddux.
- Collected his 400th career double on 9/24 vs. CIN.
- Started a ninth-inning rally with his 17th homer on 9/15 vs. LA.
- Tied a career high by scoring three runs on 8/19 at MTL.
- Pitched one-third inning in relief on 9/20 at PIT.
- Concluded the season with 332 career homers (eighth among players active through the 1997 season) and nine career grand slams (tied for sixth among active players). Is one of just 51 players (six active) with 2,000 hits and 300 career home runs.

CAREER HIGHLIGHTS:

1979 – Twins' first-round draft pick hit 14 home runs and drove in 42 runs in 66 games for Class-A Elizabethton of the Appalachian League.

1980 – Midwest League home run champ for Class-A Wisconsin Rapids with 22 long ones...drove in 82 runs in 138 games and also stole pro career-high 24 bases...led

league with 35 double plays and 492 chances.

1981 – Bumped run-production figures even higher at Class-AA Orlando...hit .277, tagged 30 homers and collected 93 RBI during season, then four more HR vs Nashville in Southern League Championship Series triumph...chosen for league and Class-AA all-star teams by Topps...won Player-of-the-Week during May and was Player-of-the-Month for June...led league with 122 putouts, 281 assists and 435 chances...made big-league debut memorable with homer in first at-bat 9/20 vs TEX, becoming 56th player to do so, 25th in AL.

1982 – Was runner-up at third base on Major League All-Rookie Team, and finished fifth in AL Rookie of the Year voting...led league with 13 sacrifice flies, breaking club record and tying major-league rookie mark...went four-for-four, including a triple and first two of 25 homers Opening Day 4/6 vs SEA...tallied 10 hits in first 14 at-bats...took part in first triple play 5/29 vs NY...rounded out rookie season with two grand slams: 7/26 at SEA and 9/19 at KC.

1983 – Tied for team lead with 157 games played...led league with 131 putouts and 46 double plays...hit in career-high 18 consecutive games, 5/6 - 5/27...second full season meant second triple play, 8/8 at CAL.

1984 – First Twin in five years to play every game, and missed eight innings all season...led league with 142 putouts, 334 assists and 496 chances...one more year, one more triple play, this one 7/19 at NY...banged out team season-high 16-game hit streak 8/5 - 8/19.

1985 – Played 160 games, but 230-game playing streak ended 6/23...led league with 146 putouts...hit third career grand slam 5/8 vs NYY...homed twice 9/9 at CWS.

1986 – Honored as winner of J. Roy Stockton Award for Outstanding Achievement in Baseball from St. Louis chapter of BBWAA...named club's Most Improved Player...enjoyed one of finest seasons at plate, batting .287 and set career best with 171 hits...finished third in AL with 34 home runs, fifth with 108 RBI and a .518 slugging average, and sixth with 69 extra-base hits and 309 total bases...homed twice in each of five different games and recorded four four-hit performances...won first Gold Glove after leading league with 156 appearances, 334 assists, 473 chances and 36 double plays...crashed fourth career grand slam 7/5 vs BAL...drove in career-high six runs 9/23 vs KC.

1987 – Finished 10th in AL Most Valuable Player voting, leading Twins to West division title...registered career highs with 109 RBI, 36 doubles and 95 runs...repeated as Gold Glove recipient after committing just 11 errors in league-leading 150 games at third and setting club records with 47-game errorless streak and .973 fielding percentage, second in league...also tied for top spot with 134 putouts...homer in second inning of AL Championship Series opener 10/7 vs DET, made him 11th player, seventh in AL, to hit HR in first LCS at-bat...went deep next time up, in fifth, becoming first player to homer in first two postseason at-bats...named ALCS MVP after hitting .300 with five RBI...collected four RBI and smacked second-game homer in Twins seven-game World Series win vs STL...had two hits in fourth inning of opener, 17th player in Series history to do so.

1988 – Played in first All-Star Game as he posted career-high .301 batting average...slugged .551, a career high and third in majors, and .606 on road, tops in AL...homed once every 16.7 at-bats (28 HR/468 AB), third in league, and an RBI per 5.3 at-bats (88 RBI/468 AB), tied for sixth...recorded sixth 20-HR season in seven years, with 28, twice homering twice in a game...awarded third Gold Glove after allowing only seven errors and pushing club-record fielding percentage to .977...involved in fourth career triple play 4/5 at NYY...hit fifth career grand slam 5/22 at TEX...singled for 1,000th career hit 8/6 at NYY...in latter stages of seventh full major-league season, placed on disabled list for first time after suffering torn cartilage in left knee 8/15 that shortened season to 133 games.

1989 – Earned second All-Star Game selection...won fourth straight Gold Glove and named Best Defensive Third Baseman in the league by Baseball America...these accolades came after he let go just 10 errors in league-high 438 chances while topping charts with 318 assists and 36 double plays...played error-free ball over last 48 appearances, breaking own club mark...hit six of 19 homers in three single-game pairs...one of those two-homer outings, 6/18 vs MIL, capped AL Player-of-the-Week performance 6/12 - 6/18 which saw him hit .360 with four homers and 10 RBI...followed that with another two HR 6/23 at BOS...limited to 130 games because of back and stomach ailments that landed him on DL 8/26 - 9/13.

1990 – Reached 80-RBI mark for fifth time with team-leading 85...also led team with 154 games played and 577 at-bats...repeated as Baseball America's Best Defensive Third Baseman...led league with 318 assists, 438 chances and 36 double plays...stretched team-record errorless run to 51 games...equalled career highs with two homers and six

RBI 5/2 at DET...started two around-the-horn triple plays 7/17 at BOS, in fourth and eighth innings, the first two triple plays ever turned in the same major league game...these raised his career triple-play total to six, five of which he had started...stroked six consecutive hits 9/3 - 9/4 at MIL...popped sixth career grand slam 9/23 vs TEX.

1991 - Appeared in 152 games, his seventh 150-plus game season in 10 full campaigns...led league with 481 chances and 39 double plays, the fourth time he led AL third sackers in twin-killings...for the eighth time struck for 40-plus extra-base hits (41), including 18 homers...played 56 consecutive errorless games, ended 7/31 at DET.

1992 - Played 67 games at third before moving to first, where he made 44 appearances...led team with 12 home runs, two of them coming 9/1 vs CLE.

1993 - Opened third season with Angels, but saw action in only 20 games before 6/3 release...signed with KC 6/19 after working out with club for 10 days...in 82 games, hit 14 homers and 46 RBI...drove in eight runs in four games in early September, capped with seventh career grand slam 9/5 at BOS.

1994 - Posted his highest batting average in six seasons at .287...kept posting solid run-production figures, his 12 home runs representing a 10th straight double-figure season, and 57 RBI tied for second on club...hit .305 with runners in scoring position (29-95) and .455 with the bases full (5-11)...batted .297 (69-232) with seven HR vs RHP...five of 12 homers were three-run shots...already the winner of numerous honors for his play at third, claimed his first fielding title with a .982 percentage, committing four errors in 85 games...tied career highs with two-homer, six-RBI output 4/20 at DET, highlighting a 16-RBI month...smacked 250th career home run 5/6 at CWS...took part in seventh career triple play 5/14 vs OAK...named club's Player-of-the-Month for May, having batted .340 with 18 runs and 18 RBI...on disabled list 7/5 - 7/20 with strained lower back...came back strong with another two HR 7/29 vs MIN.

1995 - Back to old form, crashed career-high 35 home runs, seventh in the AL and second-most in club history...HR ratio of one per 14.7 at-bats was also seventh in league...hit .277 with 26 HR against righthanded pitching...club was 23-9 when he hit longball...homered five times in the eighth inning or later to either tie or win games...led team with 96 RBI, his most in eight years, 137 games, 514 at-bats, 76 runs and .518 slugging average...scored a run in each of first eight games while hitting .364 (12-33) with two homers and seven RBI...hit two-run GW homer in ninth 5/13 vs CAL...batted .448 (13-29) over seven games 5/22 - 5/29...tallied six homers and 13 RBI over five games, 5/24 - 5/29, with longballs in the first three and a pair two times...homered twice and drove in 1,000th career run 5/26 at MIL...capped run with four hits, two HR and six RBI, including eighth career grand slam 5/29 vs TEX...hit in seven straight games, 6/2 - 6/10...named AL Player-of-the-Week 5/29 - 6/4 after four homers, including ninth-inning solo shot to win 6/3 vs MIL, 10 RBI, .400 BA, .920 SLG and .423 OBP...was team's Player-of-the-Month for May, finishing with a .290 average, 9 HR and 23 RBI...hit in eight straight games 6/28 - 7/6...honored as team's top player for first half (.267, 17 HR, 49 RBI)...after All-Star break, picked up where he left off with game-tying HR in ninth 7/13 at BAL, as KC came back for win...reached base in 17 consecutive games, 7/22 - 8/10, and hit at a .438 clip...this included a seven-game hit streak 8/1 - 8/8, during which he batted .393 (11-28), and had five homers and 10 RBI over the first six, going deep twice 8/6 vs MIN for his 19th career multi-HR game...batted .423 (11-26) and slugged .923 with three HR and seven RBI during eight-game hit streak 8/14 - 8/21...hit game-winning pinch-HR in 10th 8/17 at BAL...finished August with .313 average, 10 HR and 22 RBI to be named club's Player-of-the-Month...hit 35th homer in season finale 10/1 at CLE to set career high...career home run no. 292 extended own career mark for players who homered in first major-league at-bat...his eight career grand slams put him in a tie for fourth among active players.

1996 - Delivered at plate, with eighth 20-plus home run season, and showed well at third base, finishing with nine errors in 133 games, including just four miscues in his last 114 games...Was 2nd in NL with .970 fielding pct...After 6/3, hit 19 homers with 67 RBI in last 103 games...hit first National League home run in home opener 4/8 vs MTL...batted .359 (14-39) while hitting safely in 10 out of 11 games 4/16-27, including the last seven straight...played in 2,000th career game 5/22 at HOU in last of three-game sweep...made 100th career appearance at first base 6/10 at LA, one of 14 games in which he saw action at first in 1996...banged out season-high four hits 6/11 at LA...look part in 400th career double play 6/13 vs NY...capped 20th career two-homer game and season-best five-RBI effort with ninth career grand slam in 13-4 win 6/14 vs NY...cracked 300th career home run 6/23 at MTL...played 61 straight errorless games at third, 6/28 - 9/7 (143 chances), longest such streak in major leagues in 96...hit .321 with 18 RBI in July...also hit five homers, first two coming in 21st career multi-HR games 7/12 at CHI as part of club record-tying seven that day...reached base safely in season-high 15 straight games, 7/18

- 8/3, at .383 clip (16-53 w/two HP and five walks)...kicked off season-high eight-game hit streak (.407, 11-27, three homers, 11 RBI) with two-run pinch single 9/1 vs COL, his only pinch-hitting appearance of season...achieved eighth 20-homer season 9/8 vs SD. After homering five times in nine games vs SD during regular season, crashed three-run shot in first inning of Division Series Game One 10/1, becoming first Cardinal to homer in the opening frame of a postseason series...in second game of N.L. Championship Series, capped 8-3 win 10/10 at ATL, breaking open 4-3 game in seventh with grand slam, joining only Ken Boyer's 1964 poke at Yankee Stadium on the list of Redbird four-run clouts in postseason play...had seven hits in NLCS, equalling club high.

MISC: Graduated from Centralia H.S., where he played baseball, basketball and football...attended Lake Land Junior College, Mattoon, Illinois, where he was most valuable player of state tournament won by his team...went on to Northwest Missouri State and played on a state championship squad there...Gary and his wife, Donna, make their off-season home in St. Louis ... Gary has two sons, Joseph (15) and Jacob (12)...name is pronounced gay-ETT-ee.

GAETTI — COMPLETE RECORD

Year	Club	AVG.	G	AB	R	H	2B	3B	HR	RBI	BB	SO	SB
1979	Elizabethton	.257	66	230	50	59	15	2	14	42	43	40	6
1980	Wisconsin Rapids	.266	138	503	77	134	27	3	*22	82	67	120	24
1981	Orlando	.277	137	495	92	137	19	2	30	93	58	105	15
	Minnesota	.192	9	26	4	5	0	0	2	3	0	6	0
1982	Minnesota	.230	145	508	59	117	25	4	25	84	37	107	0
1983	Minnesota	.245	157	584	81	143	30	3	21	78	54	121	7
1984	Minnesota	.262	+162	588	55	154	29	4	5	65	44	81	11
1985	Minnesota	.246	160	560	71	138	31	0	20	63	37	89	13
1986	Minnesota	.287	157	596	91	171	34	1	34	108	52	108	14
1987	Minnesota	.257	154	584	95	150	36	2	31	109	37	92	10
1988	Minnesota	.301	133	468	66	141	29	2	28	88	36	85	7
1989	Minnesota	.251	130	498	63	125	11	4	19	75	25	87	6
1990	Minnesota	.229	154	577	61	132	27	5	16	85	36	101	6
1991	California	.246	152	586	58	144	22	1	18	66	33	104	5
1992	California	.226	130	456	41	103	13	2	12	48	21	79	3
1993	California	.180	20	50	3	9	2	0	0	4	5	12	1
	Kansas City	.256	82	281	37	72	18	1	14	46	16	75	0
1994	Kansas City	.287	90	327	53	94	15	3	12	57	19	63	0
1995	Kansas City	.261	137	514	76	134	27	0	35	96	47	91	3
1996	St. Louis	.274	141	522	71	143	27	4	23	80	35	97	2
1997	St. Louis	.251	148	502	63	126	24	1	17	69	36	88	7
ST. LOUIS TOTALS		.263	289	1024	134	269	51	5	40	149	71	185	9
MAJOR TOTALS		.255	2261	8227	1048	2101	400	37	332	1224	570	1486	95

* Led league.

+ Tied for league lead.

GAETTI — DIVISION SERIES RECORD

Year	Club/Opp.	AVG.	G	AB	R	H	2B	3B	HR	RBI	BB	SO	SB
1996	St.L. vs S.D.	.091	3	11	1	1	0	0	1	3	0	3	0

GAETTI — LEAGUE CHAMPIONSHIP SERIES RECORD

Year	Club/Opp.	AVG.	G	AB	R	H	2B	3B	HR	RBI	BB	SO	SB
1987	Minn. vs Det.	.300	5	20	5	6	1	0	2	5	1	3	0
1996	St.L. vs Atl.	.292	7	24	1	7	0	0	1	4	1	5	0
L.C.S. TOTALS		.295	12	44	6	13	1	0	3	9	2	8	0

GAETTI — WORLD SERIES RECORD

Year	Club/Opp.	AVG.	G	AB	R	H	2B	3B	HR	RBI	BB	SO	SB
1987	Minn. vs St.L.	.259	7	27	4	7	2	1	1	4	2	5	2

GAETTI — ALL-STAR GAME RECORD

Year	Club	AVG.	G	AB	R	H	2B	3B	HR	RBI	BB	SO	SB
1988	American	.000	1	1	0	0	0	0	0	0	0	0	0
1989	American	.000	1	1	0	0	0	0	0	0	0	1	0
ALL-STAR TOTALS		.000	2	2	0	0	0	0	0	0	0	1	0

GAETTI — CAREER FIELDING (THIRD BASE)

Year	G	PO	A	E	TC	DP	PCT.
1981	8	5	17	0	22	1	1.000
1982	142	106	286	15	407	35	.963
1983	+154	*131	360	17	508	*46	.967
1984	154	*142	*334	+20	*496	26	.960
1985	156	*146	316	18	480	31	.963
1986***	156	118	*334	21	*473	*36	.956
1987***	*150	+134	261	11	406	28	.973
1988***	115	105	189	7	301	24	.977
1989***	125	104	251	10	365	23	.973
1990	151	102	*318	18	*438	*36	.959
1991	*152	111	*353	17	*481	*39	.965
1992	67	52	163	17	232	18	.927
1993	79	51	141	6	198	16	.970
1994	85	61	162	4	227	15	*.982
1995	123	90	218	15	323	21	.954
1996	133	63	224	9	296	16	.970
1997	132	72	244	7	323	24	*.978
TOTALS	2082	1593	4171	212	5976	435	.966

* Led league.

+ Tied for league lead.

*** Gold Glove winner.

GAETTI — CAREER FIELDING

Position	G	PO	A	E	TC	DP	PCT.
First Base	127	821	74	8	903	78	.991
Second Base	1	0	0	0	0	0	-
Third Base	2082	1593	4171	212	5976	435	.966
Shortstop	13	2	11	3	16	2	.813
Outfield	13	31	0	0	31	0	1.000
Pitcher	1	0	0	0	0	0	-

GAETTI — CAREER TRANSACTIONS

- Selected by St. Louis Cardinals in fourth round of January 1978 free-agent draft.
- Selected by Chicago White Sox in secondary phase of June 1978 free-agent draft.
- Selected by Minnesota Twins in secondary phase of June 1979 free-agent draft.
- On Minnesota disabled list, August 21 to September 5, 1988.
- On Minnesota disabled list, August 26 to September 13, 1989.
- Signed by California Angels as free agent, January 23, 1991.
- Signed by Kansas City Royals as free agent, June 19, 1993.
- On Kansas City disabled list, July 5 to July 20, 1994.
- Signed by St. Louis Cardinals as free agent, December 18, 1995.
- On St. Louis disabled list, April 28 to May 14, 1996.

RON GANT

5 RONALD EDWIN GANT

Outfielder

Ht: 6-0 **Bats:** Right
Wt: 200 **Throws:** Right

Age: 33

Born: 3-2-65 at Victoria, Texas

BECAME CARDINAL: Signed as a free agent,
December 23, 1995.

M.L. SERVICE: 9.065



1997 SEASON:

- Batted .229 before and after the All-Star break. Hit 12 homers with 40 RBIs before the recess but had only five home runs and 22 RBIs after the break.
- Matched his single-game career high with four hits on 5/24 at SF and 8/19 at MTL, increasing his number of career four-hit games to 11.
- Posted a season-high four RBIs on 6/3 vs. COL. Had 11 RBIs against the Rockies in '97.
- Hit two homers on 9/2 vs. the White Sox, the 12th multihomer game of his career.
- Hit three homers with 10 RBIs against the Giants, including a game-winning three-run homer off Rod Beck in the ninth inning on 4/29 at Busch and a three-run, eighth-inning shot at home on 7/19 to lift the Cards to a win.
- Finished second in the N.L. in strikeouts with a club-record 162, 12 whiffs behind the Cubs' Sammy Sosa.
- Hit his second career inside-the-park homer on 4/20 at Aloha Stadium vs. SD, the first by a Cardinal since 1986.

CAREER HIGHLIGHTS:

1983 – Hit .233 in 56 games as a shortstop with the Braves' rookie-class team in the Gulf Coast League.

1984 – Promoted to Class-A Anderson of the South Atlantic League...hit .237 with 38 RBI and 13 stolen bases...tried at second base, led league with 75 double plays.

1985 – Played for Class-A Sumter in the SAL...batted .256 with seven home runs, 37 RBI and 19 steals...tried out in the outfield for the first time, but also played both middle infield spots.

1986 – Came into own with Class-A Durham...led organization with Carolina League-leading 26 HR, 102 RBI and 108 runs...those were minor-league career highs along with a .277 batting average and 35 stolen bases, a .529 slugging average and a league-leading 271 total bases...played entire season at second, and named Carolina League Utility Infielder of the Year and an All-Star...honored as Class-A All-Star by Baseball America.

1987 – Continued solid offensive play at Class-AA Greenville...drove in 82 runs, hitting 14 HR, while stealing 24 bases and scoring 78 runs...used only at second base, where he won fielding title with .973 percentage and led league with 328 putouts, 434 assists, 783 chances and 108 double plays...named Southern League All-Star...recalled 9/1 and made major-league debut 9/6 vs MTL...hit .265 in 21 games...collected first hit 9/8 vs SD and hit first homer 9/24 vs HOU and Nolan Ryan.

1988 – Finished fourth in N.L. Rookie of the Year voting...this followed a season in which he led big-league rookies with 19 homers, 60 RBI, 85 runs, 55 extra-base hits and eight triples...led team in runs and triples and was second in HR and with 19 steals and 247 total bases...hit in nine straight games 8/1 - 8/10 at a .359 rate (14-39) and scored 15 runs.

1989 – Opened season starting at third, but returned to Sumter 6/21 to begin full-time play in outfield...playing center, hit .385 over 12 games...promoted to Richmond 7/4, where he batted .262 with 11 HR and 27 RBI in 63 games...named International League Player of the Week 7/23 - 7/29...recalled 9/6 and made 14 outfield starts, 12 in center and two in right.

1990 – Back in majors to stay, returned to rookie offensive production...honored as Comeback Player of the Year by USA Today and Sports Illustrated...had 32 homers and 33 steals, making him 12th 30-30 player (18th occurrence) in major league history, eighth

(11th) in NL...finished in the league's top 10 in seven offensive categories: homers (sixth-tied), 310 total bases (third), 69 extra-base hits (third), .539 slugging percentage (fourth), 107 runs (fourth), 55 multi-hit games (fourth-tied), 34 doubles (eighth-tied)...hit .313 at home with 18 HR and 47 RBI...had career-high three steals 5/2 at MTL...hit safely in 16 of 17 games 5/16 - 6/4, with .455 average (30-66), five HR and 13 RBI, raising season average to .353...homered twice and drove in career-high six runs 7/5 vs NY...earned NL Player-of-the-Week nod 8/20 - 8/26...batted .311 with 30 HR and 78 RBI over last 127 games.

1991 – Named to Sporting News Silver Slugger Team after finishing third in NL with 32 homers...finished sixth in NL Most Valuable Player balloting...also tied for ninth in league with 34 steals, becoming third player to post consecutive 30-30 seasons (Willie Mays 1956-57, Bobby Bonds 1977-78)...finished fifth in league with 105 RBI, four-season club high...was second in NL with 70 extra-base hits, fifth with 101 runs, tied for fifth with 35 doubles, eighth with .496 slugging average and eighth with 278 total bases...led majors with 21 game-winning hits...hit nine homers in May, tied for league lead, including four in five games, 5/27 - 5/31...hit .348 with seven HR and 22 RBI in July...hit inside-the-park homer 7/20 at STL...collected 500th career hit 8/28 vs NY...had 67 RBI over final 84 games, after 7/2 through end of team's West Division title run...maintained baserunning exploits in NL Championship Series vs PIT, set NLCS records with seven steals in series, tied marks with three in second game 10/10 and two in third inning...sacrifice fly in first inning of seventh game 10/17 pushed across pennant-winning run...batted .267 in World Series vs MIN...went three-for-four with triple, RBI and three runs in fifth-game victory.

1992 – With 32 steals and 80 RBI, became first player in club history to record three straight 30-steal, 80-RBI seasons, and the fifth Brave this century to drive in 80-plus runs each of three years running...hit .400 (8-20) with runner on third and two out...equalled career high with three steals 6/7 at SD...played in first All-Star Game...from 9/9, hit .309 (25-81) over last 25 games of team's repeat division-title chase...hit two homers with six RBI in NLCS triumph vs PIT...popped fourth grand slam in NLCS history in second game...also homered in third game...one NLCS steal plus two swipes in World Series vs TOR, not caught, gave him 11 straight thefts, all-time postseason record.

1993 – Enjoyed best season, placing fifth in MVP voting after hitting .274 with career highs of 36 homers, third in NL, and 117 RBI, fifth, as club won third straight West crown...finished third in league with 113 runs and 309 total bases, and tied for seventh with 67 extra-base hits...stole 26 bases for fourth straight 25-plus steal campaign...after 5/5, batted .333 (50-150) with runners in scoring position, .403 (25-62) with runner on third, and .293 (44-150) vs LHP...hit two homers three times: 5/27 at CIN, 6/12 vs CIN and 7/5 vs FLA...from 7/18, batted .290 (78-269) with 16 HR and 62 RBI...hit safely in 12 straight games, 7/23 - 8/4, at a .321 clip (17-53) with four homers and 12 RBI...matched career high with six RBI 9/11 at SD...hit first regular season grand slam 9/14 vs CIN...over four games 9/11 - 9/15, had 15 RBI, and drove in 25 runs in last 20 games of season...had three RBI in NLCS vs PHI and three doubles, including NLCS record-tying two in second game.

1994 – Missed entire season with multiple compound fracture of right leg suffered in dirt bike accident 2/3...released during spring training, signed by Reds 6/21, but never did play.

1995 – Finished ninth in NL with 29 home runs, sixth with 74 walks and seventh with .554 slugging average, increasing career mark to .476...team was 18-7 when he homered and won three of four games in which he homered twice...finished season with 67 straight errorless games in left (110 chances)...had .308 batting average, .670 slugging average and .442 on-base percentage with eight homers and 28 RBI in 25 games during May...won two games in series vs ATL with extra-inning HR, one in 11th inning 5/12 and a two-run pop in 10th 5/14...drove in five runs, pushing career total past 500, and tied career high with four hits 5/20 vs COL, the last a 10th-inning single that plated game-winning run...won game 5/22 vs HOU with solo homer in 10th...hit two HR 6/9 at HOU...hit fourth game-winning extra-inning homer of season 6/11 at HOU, major-league record and fifth GW hit in extra frames...hit a pair of homers and drove in four runs 6/12 at COL...had eight-game hit streak 6/29 - 7/6, batting .333 (11-33) with four HR and eight RBI...made second All-Star Game appearance after hitting .291 with 20 homers and 54 RBI during first half...two-run homer in eighth was game-winner 7/22 vs CHI...hit .308 with six HR and 23 RBI in August...had four RBI 8/8 at ATL with three-run HR and sacrifice fly...hit second career grand slam 8/20 vs HOU...hit two-run homer in third inning that started 10-1 rout in third and final game of NL Division Series sweep vs LA...opened first game of NLCS vs ATL with two infield singles, the latter putting Reds ahead before Braves won in 11 innings en route to four-game sweep.

1996 – Delivered timely power hitting in first season with Cardinals...Ron's 30 home runs were most by Cardinal left fielder since Stan Musial hit 32 in 1951, and by any Cardinal since Jack Clark popped 35 longballs in 1987...his 30-homer season was 16th in Cards' history...got rolling with home run and three RBI 4/2 at NY...opened span of four games during which he drove in nine runs...had season-high three hits on five different occasions, first coming in 4/11 win vs PHI...had first of four 4-RBI season high games on 4/15 vs

PIT...made only pinch hit of year count in full with pinch grand slam, third career four-run homer, 5/8 vs SF...was DLed 5/11 to 6/14 with right hamstring injury. ...recorded 600th career RBI in 6/26 win at ATL...reached base in season-high 19 consecutive games, 7/1-23, with a .452 on-base percentage (19-65 w/19 BB)...recorded season-high six-game hit streak 7/11-16 (.417, 10-24)...had 11th career multi-homer game 7/12 at CHI, hitting two of team's club record-tying seven HR...hit eight homers and drew 21 walks in 25 games in July...cracked second grand slam of season, and fourth of career, 8/2 at NY...drove in 19 runs in August...hit 200th career home run 8/15 vs LA...took season-high four walks in 13-inning victory 9/19 vs CHI...set up win in that game with fourth assist of season, throwing out potential go-ahead run at plate on sacrifice fly attempt in top half of 13th...after posting totals of seven homers and 28 RBI through 41 games through 6/23, hit 23 home runs with 54 RBI in his last 81 games...suffered torn left rotator cuff injury on 8/30 vs COL sliding into home plate...hit .357 (10-35) in postseason and led club with .600 slugging average, three HR and eight RBI in 10 games...tied for club lead with 10 hits and four walks...also stole two bases 10/1 vs SD in Division Series opener...delivered three-run double to put Cards ahead in win 10/3 vs SD in Game Two...homered to trigger game-tying three-run rally in sixth inning of Game Three, then scored behind Brian Jordan's game-winning shot in ninth that capped sweep of Padres...had three hits in second game of N.L. Championship Series 10/10 at ATL, one of team-high three multi-hit games during '96 postseason...made 26th career NLCS outfield appearance in that game, breaking Andy Van Slyke's record, and went on to raise mark to 31.....became second Cardinal to homer twice in postseason game (Willie McGee, 1982 World Series), driving in all three runs of Game Three victory in NLCS 10/12 at Busch...scored 17th career NLCS run on second longball, tying Pete Rose's record.

MISC: Graduated from Victoria (Tex.) H.S., where he played baseball and football...was baseball team MVP as senior...wife's name is Heather...he has one son, Ryan Edwin (4/1/95)...resides in Alpharetta, GA...signed a five-year contract with the Cardinals on December 23, 1995.

GANT — COMPLETE RECORD

Year	Club	AVG.	G	AB	R	H	2B	3B	HR	RBI	BB	SO	SB
1983	Braves GCL	.233	56	193	32	45	2	2	1	14	41	34	4
1984	Anderson	.237	105	359	44	85	14	6	3	38	29	65	13
1985	Sumter	.256	102	305	46	78	14	4	7	37	33	59	19
1986	Durham	.277	137	512	108	142	31	10	*26	102	78	85	35
1987	Greenville	.247	140	527	78	130	27	3	14	82	59	91	24
	Atlanta	.265	21	83	9	22	4	0	2	9	1	11	4
1988	Richmond	.311	12	45	3	14	2	2	0	4	2	10	1
	Atlanta	.259	146	563	85	146	28	8	19	60	46	118	19
1989	Atlanta	.177	75	260	26	46	8	3	9	25	20	63	9
	Sumter	.385	12	39	13	15	4	1	1	5	11	3	4
	Richmond	.262	63	225	42	59	13	2	11	27	29	42	6
1990	Atlanta	.303	152	575	107	174	34	3	32	84	50	86	33
1991	Atlanta	.251	154	561	101	141	35	3	32	105	71	104	34
1992	Atlanta	.259	153	544	74	141	22	6	17	80	45	101	32
1993	Atlanta	.274	157	606	113	166	27	4	36	117	67	117	26
1994													
					INJURED - DID NOT PLAY								
1995	Cincinnati	.276	119	410	79	113	19	4	29	88	74	108	23
1996	St. Louis	.246	122	419	74	103	14	2	30	82	73	98	13
1997	St. Louis	.229	139	502	68	115	21	4	17	62	58	162	14
ST. LOUIS TOTALS		.237	261	921	142	218	35	6	47	144	131	260	27
MAJOR TOTALS		.258	1238	4523	736	1167	212	37	223	712	505	968	207

* Led League.

GANT — DIVISION SERIES RECORD

Year	Club/Opp.	AVG.	G	AB	R	H	2B	3B	HR	RBI	BB	SO	SB
1995	Cin. vs L.A.	.231	3	13	3	3	0	0	1	2	0	3	0
1996	Stl. vs S.D.	.400	3	10	3	4	1	0	1	4	2	0	2
D.S. TOTALS		.304	6	23	6	7	1	0	2	6	2	3	2

GANT — LEAGUE CHAMPIONSHIP SERIES RECORD

Year	Club/Opp.	AVG.	G	AB	R	H	2B	3B	HR	RBI	BB	SO	SB
1991	Atl. vs Pit.	.259	7	27	4	7	1	0	1	3	2	4	*7
1992	Atl. vs Pit.	.182	7	22	5	4	0	0	2	6	4	4	1
1993	Atl. vs Phi.	.185	6	27	4	5	3	0	0	3	2	9	0
1995	Cin. vs Atl.	.188	4	16	1	3	0	0	0	1	0	3	0
1996	Stl. vs Atl.	.240	7	25	3	6	1	0	2	4	2	6	0
L.C.S. TOTALS		.214	31	117	#17	25	5	0	5	17	10	26	8

* Tied N.L.C.S. single-series record.

GANT — WORLD SERIES RECORD

Year	Club/Opp.	AVG.	G	AB	R	H	2B	3B	HR	RBI	BB	SO	SB
1991	Atl. vs Minn.	.267	7	30	3	8	0	1	0	4	2	3	1
1992	Atl. vs Tor.	.125	4	8	2	1	1	0	0	0	1	2	2
W.S. TOTALS		.237	11	38	5	9	1	1	0	4	3	5	3

GANT — ALL-STAR GAME RECORD

Year	Club	AVG.	G	AB	R	H	2B	3B	HR	RBI	BB	SO	SB
1992	National	.000	1	2	0	0	0	0	0	0	0	0	0
1995	National	.000	1	2	0	0	0	0	0	0	0	1	0
ALL-STAR TOTALS		.000	2	4	0	0	0	0	0	0	0	1	0

GANT — CAREER FIELDING (OUTFIELD)

Year	G	PO	A	E	TC	DP	PCT.
1989	14	47	0	1	48	0	.979
1990	146	357	7	8	372	2	.978
1991	148	338	7	6	351	1	.983
1992	147	277	5	4	286	1	.986
1993	155	271	5	11	287	1	.962
1995	117	191	7	3	201	0	.985
1996	116	216	4	5	225	2	.978
1997	128	247	4	6	257	1	.977
TOTALS	971	1944	39	42	2027	8	.979

GANT — CAREER FIELDING

Position	G	PO	A	E	TC	DP	PCT.
Outfield	971	1944	39	42	2027	8	.979
Second Base	142	340	437	29	806	99	.964
Third Base	75	44	142	21	207	14	.899

GANT—CAREER TRANSACTIONS

- Selected by Atlanta Braves in fourth round of June 1983 free-agent draft.
- On suspended list, July 31, 1991.
- Signed by Cincinnati Reds as free agent, June 21, 1994.
- On Cincinnati disabled list, June 21 through remainder of season, 1994.
- On suspended list, September 11 to September 15, 1995.
- Signed by St. Louis Cardinals as free agent, December 23, 1995.
- On St. Louis disabled list, May 11 to June 14, 1996.

SCARBOROUGH GREEN

22 BERTRUM SCARBOROUGH GREEN

Outfielder

Ht: 5-10 Bats: Right
Wt: 170 Throws: Right

Age: 23 (Turns 24 on June 9)
Born: 6-9-74 at Creve Coeur, Missouri

BECAME CARDINAL: Selected in the 10th round of the June 1992 free-agent draft. Signed to a 1993 contract on 5/11/93.

M.L. SERVICE: 0.038



1997 SEASON:

- Played at three different levels during the season.
- Started the year at Class-AA Arkansas, where he batted .307 in 76 games, including a .522 tear (12-for-23) during an eight-game span 4/21-30.
- Recorded an 11-game hitting streak (16-for-44) 5/13-25, including a grand slam 5/20 in an 11-0 win at Midland.
- Hit .385 against El Paso in 10 games (15-for-39, five runs, five RBIs).
- Played 54 consecutive errorless games 4/3-6/7(1).
- Promoted to Class-AAA Louisville on 6/27 and went 3-for-4 in his second game.
- Hit his first two homers for Louisville on back-to-back days, 7/27 vs. Indianapolis and 7/28 vs. Iowa.
- Promoted to the major league roster 8/2-8/10 and appeared in five games (2-for-11) before returning to Louisville.
- Singled twice in Louisville's seven-run seventh inning 8/17 vs. Nashville.
- Collected 13 multihit games at the Triple-A level.
- Recalled to St. Louis on 8/31 and appeared in 15 more games with the Cardinals.

CAREER HIGHLIGHTS:

1993 – Broke in with Chandler Cardinals of Arizona Rookie League...hit .389 vs. A's entry.

1994 – Led Johnson City with 22 stolen bases...batted .333 with four steals in seven games against Bristol...did not ground into a double-play in 199 at-bats...played for Cards' Winter Instructional League club, batting .278 in 16 games.

1995 – Led South Atlantic League shortstops in games played and putouts, but also committed 51 errors...ranked second among Cardinals' minor leaguers with 26 stolen bases...also finished near the top in walks and triples...batted .340 in 16 games against Charleston, SC... hit .305 in May...played mostly in center field in Winter Instructional League, committing just one error and batting .260 in 29 games.

1996 – Started the season at St. Petersburg (A)...reached base safely by hit or walk in 27 straight games 4/5-5/7 (32-for-105, .305)...went 3-for-4 with a home run in a 4-2 win at St. Lucie on 5/14...promoted to Arkansas (AA) after 36 games with St. Pete...homered in his first at-bat with the Travs and batted .286 in his first four games...had a seven-game hitting streak 6/15-23 (10-for-28), raising his average from .207 to .242.

MISC: Attended Meramec Community College in Kirkwood, Mo...was a five-sport star at Lafayette HS (football, basketball, baseball, soccer and track)...named All-America in baseball...enjoys reading...resides in Florissant, Mo.

GREEN — COMPLETE RECORD

Year	Club	AVG	G	AB	R	H	2B	3B	HR	RBI	BB	SO	SB
1993	Ariz. Cardinals	.221	33	95	16	21	3	1	0	11	7	17	3
1994	Johnson City	.241	54	199	32	48	5	0	0	11	25	61	22
1995	Savannah	.228	132	429	48	98	7	6	1	25	55	101	26
1996	St. Petersburg	.293	36	140	26	41	4	1	1	11	21	22	13
	Arkansas	.200	92	300	45	60	6	3	3	24	38	58	21
1997	Arkansas	.307	76	251	45	77	14	4	2	29	36	49	11
	Louisville	.254	52	209	26	53	11	2	3	13	22	55	10
	St. Louis	.097	20	31	5	3	0	0	0	1	2	5	0
MAJOR TOTALS		.097	20	31	5	3	0	0	0	1	2	5	0



RICK HEISERMAN

62 RICHARD M. HEISERMAN

Pitcher

Ht: 6-7 **Bats:** Right
Wt: 225 **Throws:** Right

Age: 25
Born: 2-22-73 at Atlantic, Iowa

BECAME CARDINAL: Acquired from the Cleveland Indians with infielder David Bell and catcher Pepe McNeal in a trade for pitcher Ken Hill, July 27, 1995.

M.L. SERVICE: 0.000

1997 SEASON:

- Made the jump to Double-A Arkansas and pitched a three-hit shutout to beat Tulsa, 1-0, on 4/13.
- Improved to 2-3 with seven shutout innings in an 11-0 win at Midland on 5/20.
- Earned the victory in a 1-0 win against Wichita on 7/8.
- Became Arkansas' closer after 20 starts and saved three straight chances 8/21-24.
- Finished 5-8 with a 4.49 earned-run average as a starter.
- Made one appearance at Louisville, allowing one run, two hits and one walk in two innings.

CAREER HIGHLIGHTS:

1994 – Spent his first professional season at Watertown of the New York-Penn League after the Indians picked him in the third round of the June draft...did not allow an earned run over his last six appearances, covering 10.2 innings.

1995 – Compiled a 9-3 record (3.74 ERA) for Class-A Kinston before being sent to St. Louis as part of the Ken Hill trade on 7/27...won five straight decisions from 5/13-6/26...lost his first start for St. Petersburg, 9-2, at Ft. Myers on 8/5...bounced back to win his next start, 8/10 vs. Dunedin (6 IP, 1 ER).

1996 – Spent the entire season with St. Petersburg...pitched a two-hit, 3-0 shutout vs. Tampa on 6/16...followed the effort with eight scoreless innings in a 4-0 victory vs. Kissimmee on 6/24...won seven consecutive starts 6/16-7/30 (43.2 IP, 35 H, 4 ER, 32 Ks)...the streak ended with a no-decision against Tampa on 8/5, a 14-inning, 3-2 loss...allowed two or fewer earned runs in nine straight starts, 6/16-8/10 (56.1 IP, 51 H, 8 ER, 39 Ks)...compiled a 7-1 record during that span.

MISC: Attended Creighton University, where he played baseball with fellow Cardinal Alan Benes...earned All-Conference honors and was named Freshman All-America...played baseball and basketball for Millard South HS (1991) in Omaha, Neb...makes his home in Omaha.

HEISERMAN — COMPLETE RECORD

Year	Club	W-L	ERA	G	GS	CG	SHO	SV	IP	H	R	ER	BB	SO
1994	Watertown	1-0	2.31	7	0	0	0	0	11.2	6	3	3	5	6
1995	Kinston	9-3	3.74	19	19	1	0	0	113.0	97	55	47	42	86
	St. Petersburg	2-3	5.46	6	5	0	0	0	28.0	28	18	17	11	18
1996	St. Petersburg	10-8	3.24	26	26	1	1	0	155.1	168	68	56	41	104
1997	Arkansas	5-8	4.17	34	20	1	+1	4	131.2	151	73	61	36	90
	Louisville	0-0	4.50	1	0	0	0	0	2.0	2	1	1	1	0

* Tied for league lead.

DAVID HOWARD

13 DAVID WAYNE HOWARD

Infielder

Ht: 6-0 Bats: Both
Wt: 175 Throws: Right

Age: 31
Born: 2-26-67 at Sarasota, Florida

BECAME CARDINAL: Signed as a free agent, December 4, 1997.

M.L. SERVICE: 6.144



1997 SEASON:

- Was moved to second base after leading the American League in fielding at shortstop in 1996. Overall, made 28 of his 39 starts at second.
- Played six positions for the Royals. In addition to second, started four games at third base, three each at short and in right, and one in left field. Also played center field.
- Enjoyed the best start of career, batting .327 (16-for-49) with eight RBIs in April.
- Drove in three runs and scored two in a 6-1 victory vs. MIN on 4/13.
- Hit his eighth career home run 4/23 at SEA.
- Played in his 500th career game 5/24 vs. SEA.
- Saw action in only two of Royals' last 45 games due to an injured left shoulder. Underwent arthroscopic surgery on 9/9.

CAREER HIGHLIGHTS:

1987 — After being drafted by Kansas City the previous June, began his professional career at Class-A Fort Myers...appeared in 89 Florida State League games, playing exclusively at shortstop.

1988 — Played another full season at short, this time at Class-A Appletton of the Midwest League...raised his average 29 points from '87 season and scored a minor league career-high 48 runs in 110 games.

1989 — Returned to the Florida State League, where he struggled through an injury-plagued season at Baseball City...limited to 83 games after straining a hamstring early...had two stints on the disabled list, first in May and then in late July-early August...when healthy, played a variety of positions — second, short, third and the outfield.

1990 — Played in 116 games, a minor league career high, at Class-AA Memphis of the Southern League, strictly at the middle infield spots...established minor league career bests with five home runs, 44 RBIs, 15 stolen bases and 384 at-bats.

1991 — Made the Royals' Opening Day roster and embarked on a season that culminated with his selection to Baseball Digest's All-Rookie team...debuted 4/14 vs. NYY; started at second and collected his first hit, a single off Eric Plunk...played at third for the first time on 5/5 vs. TOR...made his first appearance at short on 5/8 at DET...appeared in eight games, five starts, before being optioned to Class-AAA Omaha on 5/9...after seeing action in 14 American Association games, recalled 5/27...made his first big-league outfield appearance, in right, 6/19 at TEX...started at short 7/7 and held onto the job until 9/14, when he was moved to second base for the rest of the season...cracked his first home run, off Jimmy Key, 7/26

at TOR...hit safely in 11 of 12 games, 8/2-14, batting .341 (14-41) with seven RBIs.

1992 – Opened the season as Kansas City's starting shortstop but went on the DL with lower back stiffness, 4/21...optioned to Omaha, where he'd been rehabbing since 6/20, upon being reactivated on 7/6...returned to short for Royals after 7/15 recall and got hot at the plate, hitting in 17 of 21 games (.394, 26-66) from 7/31 - 8/25...streak raised his season average to .270 from .155...batted .342 (25-73) in August...hit his second major league homer, an inside-the-park shot, and drove in three runs in the second game of an 8/4 doubleheader vs. CAL...made his first two career appearances in center field, 8/14-15 vs. BAL.

1993 – After opening the season in the minors, was recalled to Kansas City only to succumb to injuries that limited him to 15 major league games and 47 Class-AAA contests...joined the Royals from Omaha on 4/15 but played just twice before heading for the DL with Bell's Palsy, 4/19...returned following rehab stint at Omaha 5/10-17...had three hits and scored twice 5/29 at MIL...went 8-for-23 (.348) over nine games before straining his right hamstring 6/6 vs. MIL...after a 6/7 - 8/10 stint on the DL, rehabbed 7/15-23 and 7/31 - 8/10 at Omaha, then was optioned to the AmAs club...recalled 9/8 but made just four more appearances.

1994 – Spent the entire season in the majors for the first time...played in 46 games in a utility role: three games at second base, 25 at third, 15 at short and one in left...made only one error all year, at short, 4/12 vs. BOS...in the eighth inning of the same game, he pitched for the first time as a professional, allowing a run, two hits and five walks over the final two innings of a 22-11 game...made his first major league start at third 5/5 at TOR...drove in three runs 7/7 vs. MIL, then popped his third career home run 7/8 at TOR.

1995 – Started 70 of the 95 games he played in...started at five positions: second (28 starts), short (26) and all three outfield spots (16 in all)...also played first base for the first time 7/15 at BAL...made his first big-league start in the outfield (in center), 5/6 at CWS...hit .293 (24-82) in July and .282 (20-71) in August...batted .330 (30-91) over 28 games, 7/4 - 8/8, raising his average from .130 to .246...capped the hot stretch by hitting safely in a career-high 10 straight games 7/28 - 8/8 (.433, 13-30).

1996 – Took over the Royals' starting job at shortstop in mid-April and enjoyed his finest season...led all A.L. shortstops in fielding with a .982 average, committing 11 errors in 135 games...also saw duty at first base (two games), second (three, two starts) and center field (once)...set career highs in most offensive categories, with 51 runs, 92 hits, 14 doubles, five triples, four homers and 48 RBIs...established another personal best, 17 sacrifice bunts, second in the A.L. behind teammate Tom Goodwin...hit .304 (7-23) vs. CWS and .333 (9-27) vs. OAK...had his first career four-RBI game 4/24 vs. BAL...batted .423 (11-26), with five RBIs, during a season-high eight-game hitting streak, 5/31 - 6/9...matched a career high with three hits 8/3 vs. NYY...equaled a season- and career-best with four RBIs in an 18-3 win 8/10 at CAL.

MISC: Graduated in 1985 from Riverview, Fla., H.S., where he participated in baseball, basketball and track...attended Manatee Community College in Bradenton, Fla...was a member of 1985 Babe Ruth World Series champions...father, Bruce, pitched for six seasons in the American League, for the White Sox 1963-67, then splitting 1968 between the Orioles and Senators...resides in Overland Park, Kan., with his wife, Jill.

HOWARD — COMPLETE RECORD

Year	Club	AVG.	G	AB	R	H	2B	3B	HR	RBI	BB	SO	SB
1987	Fort Myers	.194	89	289	26	56	9	4	1	19	30	68	11
1988	Appleton	.223	110	368	48	82	9	4	1	22	25	80	10
1989	Baseball City	.236	83	267	36	63	7	3	3	30	23	44	12
1990	Memphis	.250	116	384	41	96	10	4	5	44	39	73	15
1991	Kansas City	.216	94	236	20	51	7	0	1	17	16	45	3
	Omaha	.122	14	41	2	5	0	0	0	2	7	11	1
1992	Kansas City	.224	74	219	19	49	6	2	1	18	15	43	3
	Baseball City	.444	3	9	3	4	1	0	0	0	2	0	0
	Omaha	.118	19	88	5	8	1	0	0	5	3	8	1
1993	Omaha	.255	47	157	15	40	8	2	0	18	7	20	3
	Kansas City	.333	15	24	5	8	0	1	0	2	2	5	1
1994	Kansas City	.229	46	83	9	19	4	0	1	13	11	23	3
1995	Kansas City	.243	95	255	23	62	13	4	0	19	24	41	6
1996	Kansas City	.219	143	420	51	92	14	5	4	48	40	74	5
1997	Kansas City	.241	80	162	24	39	8	1	1	13	10	31	2
MAJOR TOTALS		.229	547	1399	151	320	52	13	8	130	118	262	23

HOWARD — SWITCH-HITTING RECORD

Year		AVG.	AB	H	2B	3B	HR	RBI	BB	SO
1991	LH	.212	156	33	5	0	0	7	10	33
	RH	.225	80	18	2	0	1	10	6	12
1992	LH	.231	147	34	4	1	1	16	13	28
	RH	.208	72	15	2	1	0	2	2	15
1993	LH	.333	24	8	0	1	0	2	2	5
	RH	-	-	-	-	-	-	-	-	-
1994	LH	.235	68	16	1	0	1	8	8	22
	RH	.200	15	3	3	0	0	5	3	1
1995	LH	.243	144	35	9	4	0	14	15	22
	RH	.243	111	27	4	0	0	5	9	19
1996	LH	.226	274	62	10	3	1	30	25	47
	RH	.205	146	30	4	2	3	18	15	27
1997	LH	.243	111	27	6	0	1	10	7	23
	RH	.235	51	12	2	1	0	3	3	8
CAREER	LH	.233	924	215	35	9	4	87	80	180
TOTALS	RH	.221	475	105	17	4	4	43	38	82

HOWARD — CAREER PINCH-HITTING

	AVG.	AB	H	HR	RBI
1997	.000	6	0	0	0
CAREER	.133	15	2	0	1

HOWARD — CAREER FIELDING

Position	G	PO	A	E	TC	DP	PCT.
Shortstop	332	480	952	34	1466	228	.977
Second Base	114	195	274	9	478	61	.981
Outfield	59	71	6	3	80	0	.963
Third Base	35	17	42	2	61	2	.967
First Base	3	7	0	0	7	1	1.000
Pitcher	1	0	0	0	0	0	.000

HOWARD — CAREER FIELDING (SHORTSTOP)

Year	G	PO	A	E	TC	DP	PCT.
1991	63	93	188	11	292	30	.962
1992	74	124	204	8	336	52	.976
1993	3	1	5	0	6	0	1.000
1994	15	12	46	1	59	7	.983
1995	33	47	93	2	142	25	.986
1996	135	197	401	11	609	109	*.982
1997	9	6	15	1	22	5	.955
TOTALS	332	480	952	34	1466	228	.977

* Led league.

HOWARD — CAREER FIELDING (SECOND BASE)

Year	G	PO	A	E	TC	DP	PCT.
1991	26	36	60	1	97	10	.990
1993	7	15	23	3	41	2	.927
1994	3	2	1	0	3	0	1.000
1995	41	68	99	1	168	21	.994
1996	3	9	10	0	19	3	1.000
1997	34	65	81	4	150	25	.973
TOTALS	114	195	274	9	478	61	.981

HOWARD — CAREER FIELDING (THIRD BASE)

Year	G	PO	A	E	TC	DP	PCT.
1991	1	0	0	0	0	0	-
1993	2	1	0	0	1	0	1.000
1994	25	13	32	0	45	1	1.000
1997	7	3	10	2	15	1	.867
TOTALS	35	17	42	2	61	2	.967

HOWARD — PITCHING RECORD

Year	Club	W-L	ERA	G	GS	CG	SHO	SV	IP	H	R	ER	BB	SO
1994	Kansas City	0-0	4.50	1	0	0	0	0	2	2	1	1	5	0

HOWARD — CAREER TRANSACTIONS

- Selected by Kansas City Royals in 32nd round of June 1986 free-agent draft.
- On Baseball City disabled list, May 12 to May 31, 1989.
- On Baseball City disabled list, July 23 to August 9, 1989.
- On Kansas City disabled list, April 22 to July 6, 1992; included injury rehabilitation assignments to Baseball City, June 16 to June 20, and Omaha, June 20 to July 5.
- On Kansas City disabled list, April 19 to May 17, 1993; included injury rehabilitation assignment to Omaha, May 10 to May 17.
- On Kansas City disabled list, June 7 to August 10, 1993; included injury rehabilitation assignment to Omaha, July 15 to July 23 and July 31 to August 10.
- On Kansas City disabled list, May 27 to June 17, 1995.
- On Kansas City disabled list, August 14 to August 31, 1997.
- Signed by St. Louis Cardinals as free agent, December 4, 1997.

NON-ROSTER INVITEE



BRIAN HUNTER

21 BRIAN RONALD HUNTER
First Baseman

Ht: 6-0 Bats: Right
Wt: 225 Throws: Left

Age: 30
Born: 3-4-68 at El Toro, California

BECAME CARDINAL: Signed as a minor league free agent, November 19, 1997.

M.L. SERVICE: 5,065

1997 SEASON:

- Played the entire season at Class-AAA Indianapolis, batting .281 in 139 games.
- Collected six hits in seven at-bats 4/5-6 at Louisville, including two doubles and a home run.
- Homered twice and drove in five runs in a 4-for-5 performance at Omaha on 5/3.
- Went 5-for-6 with a double, two homers, three runs and two RBIs at Las Vegas on 7/3.
- In July, batted .333 (33-for-99) with six home runs, 24 RBIs and 18 runs.
- Had one double and an RBI in three at-bats as a pinch-hitter.

CAREER HIGHLIGHTS:

1987 - Was Atlanta's eighth-round selection in the June amateur draft...broke into pro ball at Pulaski...led Appalachian League first basemen with 43 double-plays.

1988 – Split the season between Burlington of the Class-A Midwest League and Durham of the (advanced) Class-A Carolina League...hit 22 homers at Burlington to share the league's home run title...had 17 hits in 13 games after joining Durham.

1989 – Responded to promotion to Class-AA Greenville by earning Braves' Double-A Player of the Year award...tied a single-season Greenville record by swatting 19 homers...led Atlanta's farm system with 82 RBIs...tied for Southern League lead with nine sacrifice flies.

1990 – Was assigned to Class-AAA Richmond to start the season, but after batting .197 in 43 games, was sent to Greenville in early June...led Greenville in homers (14) and RBIs (55).

1991 – Promoted to Atlanta from Richmond on 5/31 and made his major league debut that night at SF...stroked his first big-league hit 6/2, singling off the Giants' Trevor Wilson...hit his first homer 6/5 vs. Philadelphia.

1992 – Spent the entire season at the big-league level, serving mainly as Braves' backup first baseman...averaged one home run every 17 at-bats...batted .200 (2-for-10) with two RBIs in postseason play vs Pittsburgh and Toronto.

1993 – Appeared in 31 games with Atlanta before being optioned to Richmond on 7/20...recalled by Braves on 9/10 but played in just one game...traded to Pittsburgh in November.

1994 – Hit .227 with 11 homers, 47 RBIs and 15 doubles in 76 games for Pittsburgh before being traded to Cincinnati in July for a player to be named (Micah Franklin)...hit his first career grand slam 6/28 at CHI...made Cincinnati debut 7/28 at San Diego.

1995 – Hit his only homer of the season 5/28 at STL...hit .348 (8-for-23) in June...was troubled by hamstring problems throughout season...batted .361 (13-for-36) with four home runs and 11 RBIs in nine games at Indianapolis (AAA) during rehab stint.

1996 – Started the year with Seattle's Triple-A Tacoma club...hit .348 (32-for-92) in 25 games...was promoted to Seattle on 5/4 and batted .333 (9-for-27) in May...hit safely in 11 of his first 12 games in June, including his first Mariners homer on 6/15...wound up batting .360 in June (18-for-50)...tied a career high with four hits 7/2 vs. Oakland.

MISC: Brian and his wife, Stephanie, have one son, Zachary...attended Paramount High School in California...graduated from Cerritos (CA) Community College, where he was named to the All-Southern California Junior College team.

HUNTER — COMPLETE RECORD

Year	Club	AVG	G	AB	R	H	2B	3B	HR	RBI	BB	SO	SB
1987	Pulaski	.231	65	251	38	58	10	2	8	30	18	47	3
1988	Burlington	.259	117	417	58	108	17	0	+22	71	45	90	7
	Durham	.347	13	49	13	17	3	0	3	9	7	8	2
1989	Greenville	.253	124	451	57	114	19	2	19	82	33	62	5
1990	Richmond	.197	43	137	13	27	4	0	5	16	18	37	2
	Greenville	.241	88	320	45	77	13	1	14	55	43	62	6
1991	Richmond	.260	48	181	28	47	7	0	10	30	11	24	3
	Atlanta	.251	97	271	32	68	16	1	12	50	17	48	0
1992	Atlanta	.239	102	238	34	57	13	2	14	41	21	50	1
1993	Atlanta	.138	37	80	4	11	3	1	0	8	2	15	0
	Richmond	.242	30	99	16	24	7	0	6	26	10	21	4
1994	Pittsburgh	.227	76	233	28	53	15	1	11	47	15	55	0
	Cincinnati	.304	9	23	6	7	1	0	4	10	2	1	0
1995	Cincinnati	.215	40	79	9	17	6	0	1	9	11	21	2
	Indianapolis	.361	9	36	7	13	5	0	4	11	6	11	0
1996	Tacoma	.348	25	92	19	32	6	1	7	24	9	11	1
	Seattle	.268	75	198	21	53	10	0	7	28	15	43	0
1997	Indianapolis	.281	139	506	74	142	36	4	21	85	42	76	9
A.L. TOTALS		.268	75	198	21	53	10	0	7	28	15	43	0
N.L. TOTALS		.231	361	924	113	213	54	5	42	165	68	190	3
MAJOR TOTALS		.237	436	1122	134	266	64	5	49	193	83	233	3

+ Tied for league lead.

HUNTER — LEAGUE CHAMPIONSHIP SERIES RECORD

Year	Club/Opp	AVG.	G	AB	R	H	2B	3B	HR	RBI	BB	SO	SB
1991	Atl. vs Pit.	.333	5	18	2	6	2	0	1	4	0	2	0
1992	Atl. vs Pit.	.200	3	5	1	1	0	0	0	0	0	1	0
L.C.S. TOTALS		.304	8	23	3	7	2	0	1	4	0	3	0

HUNTER — WORLD SERIES RECORD

Year	Club/Opp	AVG.	G	AB	R	H	2B	3B	HR	RBI	BB	SO	SB
1991	Atl. vs Min.	.190	7	21	2	4	1	0	1	3	0	2	0
1992	Atl. vs Tor.	.200	4	5	0	1	0	0	0	2	0	1	0
W.S. TOTALS		.192	11	26	2	5	1	0	1	5	0	3	0

HUNTER — CAREER FIELDING (FIRST BASE)

Year	G	PO	A	E	TC	DP	PCT.	
1991	85	622	46	8	676	42	.988	
1992	92	528	49	2	579	34	.997	
1993	29	164	13	1	178	19	.994	
1994	60	501	38	5	544	49	.991	
1995	23	164	12	3	179	20	.983	
1996	41	219	7	2	228	19	.991	
TOTALS		330	2198	165	21	2384	183	.991

HUNTER — CAREER FIELDING (OUTFIELD)

Year	G	PO	A	E	TC	DP	PCT.	
1991	6	2	0	0	2	0	1.000	
1992	6	14	1	2	17	1	.882	
1993	2	4	0	0	4	0	1.000	
1994	10	15	0	0	15	0	1.000	
1995	4	7	1	0	8	0	1.000	
1996	29	61	3	3	67	0	.955	
TOTALS		57	103	5	5	113	1	.956

HUNTER — CAREER TRANSACTIONS

- Selected by Atlanta in eighth round of June 1987 free-agent draft.
- On disabled list, April 18 to May 18, 1993.
- Acquired by Pittsburgh Pirates for infielder Jose Delgado, November 17, 1993.
- Acquired by Cincinnati Reds for outfielder Micah Franklin, July 27, 1994.
- On Cincinnati disabled list, June 19 to July 24, and August 14 to September 1, 1995.
- Signed by Seattle as minor league free agent, March 20, 1996.
- Signed by Cincinnati as minor league free agent, January 14, 1997.
- Signed by St. Louis Cardinals as minor league free agent, November 19, 1997.

BRIAN JORDAN

3 BRIAN O'NEAL JORDAN

Outfielder

Ht: 6-1 **Bats:** Right
Wt: 205 **Throws:** Right

Age: 30 (Turns 31 on March 29)
Born: 3-29-67 at Baltimore, Maryland

BECAME CARDINAL: Selected in the supplemental round of the June 1988 free-agent draft.

M.L. SERVICE: 5.048



1997 SEASON:

- Began the season on the active roster but was hampered by injuries, managing just three extra-base hits among his first 22 hits.
- Was placed on the disabled list 5/7 with a bulging disc in his lower back.
- Returned to the active roster on 6/13 and played in 11 games before returning to the DL for a second time on 6/27.
- Returned to the roster on 8/10 but appeared in just 10 games before going on the DL for the final time on 8/25.
- Doubled twice, stole third base and scored the game's only run in the opener of a 4/19 double-header vs. SD at Honolulu.
- Was errorless in 84 outfield chances.
- Was hit by six pitches, tying for the team lead despite playing in just 47 games.
- Underwent surgery on his left wrist in September. Worked with noted personal trainer Bob Kersey during the off-season to improve his back and overall strength and conditioning.

CAREER HIGHLIGHTS:

1988 – Was selected by St. Louis in the supplemental round of the 1988 free-agent draft...was additional compensation pick for the loss of free-agent Jack Clark...spent first pro season at Hamilton (A)...had impressive debut on 7/8 vs Little Falls with three hits and two outstanding defensive plays in CF...hit his 1st professional homer on 7/10 vs Oneonta...added another 3-hit game on 7/13...suffered a bone bruise on his right heel 7/27 and played in only one game following the injury, before returning to Richmond for his final season of college football.

1989 – Played in only 11 games during his second season of professional baseball...was slowed by ankle injury that he suffered while playing football in the Senior Bowl...showed much promise in those 11 games, however, hitting safely in 10...homered, tripled and drove in five runs on 7/9 vs Port Charlotte...on 7/13 vs Sarasota, Jordan belted the first homer of the year by a St. Pete player at Al Lang Stadium...it came in the club's 45th home game...posted a .628 slugging average and was errorless in the outfield.

1990 – Played just 25 games between Arkansas and St. Petersburg...was invited to Cards' major league spring training camp and began the season at Arkansas (AA)...hit in six straight games from 4/22-28...went on the disabled list with right wrist injury from 5/6-17...was sent down to St. Petersburg (A) after returning to the active list on 5/17...wrist injury continued to give him problems and was diagnosed as a broken navicular bone on 6/7...injury caused him to miss the remainder of the season.

1991 – Opened season strong at Louisville (AAA), hitting safely in 16 of first 19 games and for a .301 average (22-for-73) from 4/24-5/22...included during that span was a season-best six-game hit streak (5/10-5/15)...drove in three runs 5/12 at DEN...had a .321 spurt in late June (9-for-28)...finished season with a .264 average in 61 games when he left for Atlanta Falcons training camp 7/3...had two hits, including a solo homer, in last game with Louisville 7/2 vs NASH.

1992 – Was slated to start the season at Louisville (AAA), but was recalled on 4/8 when Andres Galarraga went down with injury...had two hits and four RBIs in his ML debut 4/8 vs NY...hit his first ML homer on 4/29 at SF (T.Wilson)...had three doubles in 4/18 contest vs CHI...hit in 9 of 11 games between 5/1 and 5/15, raising his BA from .197 to .248...hit three-run first-inning homer in 6-4 win on 5/12 vs CIN...in his first 109 at-bats,

18 of 40 hits went for extra bases. ...made just one error in 106 outfield chances for .991 fielding pct. ...was disabled 5/23-6/22 with hamstring injury. ...agreed to exclusive three-year baseball contract in June, foregoing football career...hit just .188 in July and had just one RBI after 5/15...was optioned to Louisville on 7/12...hit .290 with four HRs and 16 RBIs in 43 games with the Triple-A club...sat out final month of the season after injuring shoulder when he crashed into outfield wall...played winter ball for Arecibo, P.R.

1993 – Began the year as Cards' starting left fielder but was optioned to Louisville on 4/25 when his playing time was reduced following a slow start. ...in two months at Triple-A, Brian batted .378 with 5 HR's and 35 RBI in 38 games...was recalled on 6/25...batted .337 (64-for-190) with 10 HR's & 43 RBI in 54 games following his return...belted grand slam homer and added five RBIs in Cards' 7/1 win vs PHI. ...had two-homer games on two occasions, 7/19 at ATL & 8/10 at PIT. ...26 of his 69 hits (38%) went for extra bases. ...injured left shoulder limited his availability late in the year...made just three starts after 9/1...last appearance was on 9/5 and he underwent arthroscopic surgery in September to repair cartilage damage and "tighten" shoulder...batted .365 vs. LHP. .344 with runners in scoring position...belted 451-ft. homer on 9/3 vs SF, the longest in the NL in September.

1994 – Season was ended by a rib injury in early July...was one of the hottest hitters in spring training, batting .323 while leading the team with 19 RBI and tying for lead with four homers...struggled from the outset of the regular season, fanning 22 times in his first 60 at-bats...was hitless in first 24 at-bats with runners in scoring position...batted .344 with RISP in '93 but slipped to .042 (2-for-48) in '94...was 2-for-4 with a homer 4/14 vs. LA...hit two-run pinch homer 6/28 at NY, helping Cards to an 8-6 win...belted 449-foot homer into left-center bleachers 7/4 vs. HOU...hit in nine straight games 6/16 - 6/28, increasing average from .227 to a season-high .261...suffered season-ending injury 7/9 at ATL when he collided with Todd Zeile while chasing pop foul and fractured four ribs...made only one error in 111 chances (.991)...also appeared in one game at first base.

1995 – Given the chance to play on a regular basis and without injury, Jordan showed that he has the ability to become a future star...battled Ray Lankford neck-and-neck for the team home run & RBI leadership while also keeping his batting average near .300 for much of the season...finished with a .296 BA and led the team in runs scored (83), hits (145), triples (4) & stolen bases (24)...finished second on the club in HR's & RBIs and established career highs for nearly every offensive category...teamed with Lankford to give the Cards their first 20-homer tandem since 1980...hit in a career-best 13-straight games (17-47: .362) from Aug. 9-22...batted .313 with 14 home runs & a team-leading 53 RBIs at Busch...batted .321 with runners in scoring position & .365 with a runner on third...Brian ranked second among NL outfielders in fielding (.996) and narrowly missed joining Curt Flood as the only Cards outfielder to go errorless for an entire season...was 3-6 (.500) in the pinch with a homer that helped Cards to a 6-5 win on 5/14 at LA...had two 2-homer games, including 9/16 contest vs LA when he had nine total bases...finished 2nd on the club in both multi-hit (42) & multi-RBI (19) games...led the Cards with his 23 infield hits...hit the Cards' longest homer of the season on 4/28 at NY with a 460-ft. blast over the left-field bleachers...five of his 14 home runs at Busch traveled over 400 feet...in September signed a three-year contract extension through 1998.

1996 – After missing first two weeks with wrist injury, began making contributions...matched career high with four hits 4/23 at MTL...meanwhile, got outstanding defensive season off and running with three assists in seven games; 4/21 at PHI, 4/26 & 4/27 vs ATL...hit first homer of season 4/30 at CHI, triggering 11-game hitting streak that raised average to .301 (through 5/12, 13-38, .342)...going into play 6/11, average was back down to .253, before BJ hit .420 (34-81) and slugged .691 over 22-game stretch with 27 RBI - four homers and 21 RBI over the last 12 - highlighted by career-high six RBI in 9-2 win 6/24 at ATL...made second career appearance at first base 6/29 vs PIT, moved from right field in double switch, and proved place in lineup was that valuable with game-winning RBI...right after All-Star Break, got rolling again, smacking one of club record-tying seven homers 7/12 at CHI...next day, drove in six runs for second time in month with two-run homer in first and his second career grand slam in 6th inning...pushed across 11 runs in last three games of that series (with seven straight hits with runners in scoring position). .18 in seven-game RBI streak, and 22 with RBI in 10 of 11 outings added an eighth straight hit with RISP before streak ended at CIN...batted .514 (19-37) with RISP over 27 games, 6/24 - 7/23, taking league lead with .438...hit .326 (30-92) in July with 33 RBI in 21 games...hit safely in 10 consecutive starts 8/8 - 8/20, including nine-game hit streak (.400, 14-35)...equalled career best of 81 RBI 8/14 vs LA, clearing the mark 8/18 vs. FLA...had two assists 8/21 at COL...recorded 16 consecutive steals, 6/21 - 8/26, before being caught 8/31 vs COL...posted more big numbers during 10-game hit streak 8/29 - 9/8, batting .500 (20-40) and slugging .700...this pushed average to season-high .318...hit sac fly following night at SF, giving him 12 RBI in 11 games...claimed tie for club lead with ninth assist which came 9/15 at LA...equalled

known modern record with 13 bases-loaded hits, set by Mike Devereaux in '89...hit .684 with 31 RBI in bases-loaded situations and led NL with .422 BA with RISP...hit .343 (37-108) vs. LHP... .338 (53-157) after the sixth inning and .341 (91-267) at Busch...was named NL Player-of-the-Week three times, twice in July and once in September...led team with .310 BA and 104 RBI, both career highs...finished 3rd in NL with .994 fielding percentage (320 TC/2 E), the second best mark for right fielders...matched career high with 4 hits 7/14 at CHI...hit his second career grand slam, had third career 2HR game and equalled career high for RBIs with six, 7/13 at CHI...tied for the club lead with 10 postseason hits and maintained clutch reputation by crashing two game-winning homers...popped two-run shot in ninth inning 10/5 at SD to complete 7-5 win and three-game Division Series sweep...had three hits and three RBI in finale...completed Redbird comeback in Game Four of N.L. Championship Series 10/13 vs ATL with eighth-inning homer for 4-3 victory.

MISC: A graduate of Milford H.S. in Baltimore, Md., played baseball, football and basketball in high school...attended Richmond University, where he played baseball and football...sociology major...was named All-America and all-conference in football...named all-conference in baseball...defensive back was drafted by the Buffalo Bills in the 1989 NFL draft...was released during training camp and picked up by the Atlanta Falcons...spent three seasons (1989-91) with the Falcons and was named an alternate on the 1992 Pro Bowl team...enjoys swimming...founded "Brian's Bunch," a program in which he donates tickets to youth groups...is the spokesman for Cardinals Crew Kids Club...wife's name is Pam...the couple have a daughter, Brianna, and a son, Bryson.

JORDAN — COMPLETE RECORD

Year	Club	AVG.	G	AB	R	H	2B	3B	HR	RBI	BB	SO	SB
1988	Hamilton	.310	19	71	12	22	3	1	4	12	6	15	3
1989	St. Petersburg	.349	11	43	7	15	4	1	2	11	0	8	0
1990	Arkansas	.160	16	50	4	8	1	0	0	0	0	11	0
	St. Petersburg	.167	9	30	3	5	0	1	0	1	2	11	0
1991	Louisville	.264	61	212	35	56	11	4	4	24	17	41	10
1992	St. Louis	.207	55	193	17	40	9	4	5	22	10	48	7
	Louisville	.290	43	155	23	45	3	1	4	16	8	21	13
1993	St. Louis	.309	67	223	33	69	10	6	10	44	12	35	6
	Louisville	.375	38	144	24	54	13	2	5	35	16	17	9
1994	St. Louis	.258	53	178	14	46	8	2	5	15	16	40	4
1995	St. Louis	.296	131	490	83	145	20	4	22	81	22	79	24
1996	St. Louis	.310	140	513	82	159	36	1	17	104	29	84	22
1997	St. Louis	.234	47	145	17	34	5	0	0	10	10	21	6
	Louisville**	.150	6	20	1	3	0	0	0	2	1	2	0
MAJOR TOTALS		.283	493	1742	246	493	88	17	59	276	99	307	69

** Injury rehabilitation assignment.

JORDAN — DIVISION SERIES RECORD

Year	Club/Opp.	AVG.	G	AB	R	H	2B	3B	HR	RBI	BB	SO	SB
1996	St.L. vs S.D.	.333	3	12	4	4	0	0	1	3	1	3	1

JORDAN — LEAGUE CHAMPIONSHIP SERIES RECORD

Year	Club/Opp.	AVG.	G	AB	R	H	2B	3B	HR	RBI	BB	SO	SB
1996	St.L vs Atl.	.240	7	25	3	6	1	1	1	2	1	3	0

JORDAN — CAREER FIELDING

Year	G	PO	A	E	TC	DP	PCT.
1992	53	101	4	1	106	0	.991
1993	65	140	4	4	148	0	.973
1994	46	105	5	1	111	1	.991
1995	126	267	4	1	272	2	.996
1996	136	309	9	2	320	0	.994
1997	44	82	2	0	84	0	1.000
TOTALS	470	1004	28	9	1041	3	.991
First Base	2	1	1	0	2	0	1.000

JORDAN — CAREER TRANSACTIONS

- Selected by Cleveland Indians in 20th round of June 1985 free-agent draft.
- Selected by St. Louis Cardinals in supplemental round of June 1988 free-agent draft.
- On St. Louis disabled list, May 23 to June 21, 1992; included injury rehabilitation assignment to Louisville, June 10 to June 21.
- On St. Louis disabled list, July 10 through remainder of season, 1994.
- On St. Louis disabled list, March 31 to April 15, 1996.
- On St. Louis disabled list, May 7 to June 12, 1997, included injury rehabilitation assignment to Louisville, June 5 to June 12.
- On St. Louis disabled list, June 27 to August 9, 1997.
- On St. Louis disabled list, August 25 through remainder of season, 1997.



CURTIS KING

57 CURTIS ALBERT KING

Pitcher

Ht: 6-5 **Bats:** Right
Wt: 205 **Throws:** Right

Age: 27

Born: 10-25-70 at Norristown, Pennsylvania

BECAME CARDINAL: Selected in the fifth round of the June 1994 free-agent draft.

M.L. SERVICE: 0.059

1997 SEASON:

- Appeared in 30 games after being recalled from Louisville (AAA) on 8/1 to replace righthanded setup man T.J. Mathews following trade for Mark McGwire.
- Made his big-league debut on 8/1 at PHI, working one scoreless inning.
- Did not allow an earned run in his first nine innings.
- Picked up the win in relief in three straight appearances 8/15-20.
- Earned his first major league victory on 8/15 vs. ATL by working a scoreless 12th inning. Notched his second career win on 8/17 vs. ATL.
- Logged a scoreless 10th on 9/19 at PIT to earn his fourth win in five decisions.
- Allowed just four of 21 inherited runners to score, three coming on sacrifice flies.
- Was 0-for-3 in save opportunities but finished second on the club with 10 "holds."
- In 16 games at Louisville, was 2-1 with a 2.05 ERA.
- In 32 games at Arkansas (AA), was 2-3 with a 4.46 ERA and a team-high 16 saves.

CAREER HIGHLIGHTS:

1994 – Launched his professional career with five appearances at short-season Class-A New Jersey of the New York-Penn League before being promoted to full-season Class-A Savannah club...held South Atlantic League batters to a .199 average and nine walks in 53 innings (1.53 BB/9 IP)...in his first two starts, allowed only a run on eight hits, striking out 12 and walking none...tossed a three-hit shutout 7/27(1) vs. Columbus...fired a one-hit shutout 8/6 vs. Charleston...in three starts against Charleston, was 2-0 with a 0.86 ERA (2 ER/21 IP).

1995 – Pitched the full season for the Cards' top Class-A club, St. Petersburg, where he ranked seventh in the Florida State League with a 2.58 ERA and tied for fifth with three complete games...posted a 1.53 ERA on the road (9 ER/53 IP)...had a 2.61 ERA in 21 starts and a 2.00 ERA in seven relief appearances...pitched two-hit ball over seven innings in a 2-0 win 4/14 vs. Charlotte.

1996 – In his first year as a closer, led all pitchers in the Cardinal organization, including those in the majors, with 31 saves at Class-A St. Petersburg and Class-AA Arkansas...made 53 appearances, ninth among Cardinals minor leaguers...was named to the Florida State

League's All-Star team...his 30 saves at St. Pete ranked second in the league and helped him win Rolaids Relief honors with 90 points...placed fourth in the league with 46 games finished...FSL opponents hit just .209 (41-196) with no home run in 55.2 innings...in 25 home games, fashioned a 1.78 ERA (6 ER/30.1 IP), .184 opponents' batting average (19-103) and eight walks (2.37 BB/9IP)...worked a season-high two innings six times for St. Pete, winning twice and earning three saves...saw action in five games at Arkansas...earned save in 3-2 Opening Day win 4/4 at Shreveport...returned to St. Pete 4/20 and saw immediate success, going 2-0 with four saves in first eight outings...was unbeaten over 36 straight games, with a win, 26 saves and 2.11 ERA, 5/25 - 8/25...recorded saves in six straight appearances, 5/26 - 6/6, capping run of seven scoreless games, 7.1 innings, beginning 5/25...recorded eight-game, eight-inning shutout streak, 6/28 - 7/15...in June, had seven saves in 10 outings and 2.25 ERA (3 ER/12 IP), then saved seven of 10 games in July and held opposing hitters to .108 batting average (4-37)...saved seven consecutive games pitched, 7/4-19, punctuating streak by striking out season-best three in two innings 7/19 at Lakeland...retired all six batters he faced, two on strikes, to earn save 8/18 vs Fort Myers.

MISC: Earned all-conference and all-region honors at Philadelphia Textile College...graduated from Plymouth-Whitemarsh High School where he played football and baseball...resides in Vineland, N.J.

KING — COMPLETE RECORD

Year	Club	W-L	ERA	G	GS	CG	SHO	SV	IP	H	R	ER	BB	SO
1994	New Jersey	1-0	2.61	5	4	0	0	0	20.2	19	7	6	11	14
	Savannah	4-1	1.87	8	8	2	2	0	53.0	37	14	11	9	40
1995	St. Petersburg	7-8	2.58	28	21	3	0	0	136.0	117	49	39	49	65
1996	Arkansas	0-1	19.80	5	0	0	0	1	5.0	15	12	11	6	5
	St. Petersburg	3-3	2.75	48	0	0	0	30	55.2	41	20	17	24	27
1997	Arkansas	2-3	4.46	32	0	0	0	16	36.1	38	19	18	10	29
	Louisville	2-1	2.05	16	0	0	0	3	22.0	19	5	5	6	9
	St. Louis	4-2	2.76	30	0	0	0	0	29.1	38	14	9	11	13
MAJOR TOTALS		4-2	2.76	30	0	0	0	0	29.1	38	14	9	11	13

NON-ROSTER INVITEE

WAYNE KIRBY

56 WAYNE EDWARD KIRBY
Outfielder

Ht: 5-10 **Bats:** Left
Wt: 190 **Throws:** Right

Age: 34

Born: 1-22-64 at Williamsburg, Virginia

BECAME CARDINAL: Signed as a minor league free agent, December 22, 1997

M.L. SERVICE: 4.138



1997 SEASON:

- Made 11 starts for the Dodgers: nine in center field, one in left and one in right.
- Had a .273 on-base average as a pinch-hitter with one hit and five walks in 22 plate appearances.
- Forced in the go-ahead run with a pinch-hit, bases-loaded walk in the top of the 15th inning 9/15 at STL.
- Had a season-best 3-for-5 performance with a double, walk, RBI and two runs scored in a 10-5 win 8/8 at Cincinnati.
- Had two stints at Class AAA-Albuquerque, where he batted .335 with 10 homers and 43 RBIs in 68 games.

CAREER HIGHLIGHTS:

1983 — Was the Dodgers' 13th-round pick in the January amateur draft...began his pro career at Bradenton of the rookie-level Gulf Coast League, hitting .292 in 60 games.

1984 – Played for three Dodgers' Class-A affiliates: Vero Beach in the Florida State League, Great Falls of the Pioneer League and Bakersfield of the California League...hit a combined .304 (110-392) with 42 RBIs and 38 stolen bases.

1985 – Spent the entire season at Vero Beach, where he rapped 123 hits in 122 games.

1986 – Spent a second consecutive season at Vero Beach...appeared at second base for the first time in his career.

1987 – Split the season between Class-A Bakersfield and Class-AA San Antonio...stole 56 bases and scored 77 runs in 105 games at Bakersfield.

1988 – Again spent time at both Bakersfield and San Antonio...scored 62 runs with 35 stolen bases in a combined 112 games.

1989 – Started slowly at San Antonio but was promoted to Class-AAA Albuquerque after batting .250 in June...hit .342 and scored 62 runs in only 78 games at the Triple-A level.

1990 – Helped lead Albuquerque to a Pacific Coast League championship...ranked second on the club with 29 stolen bases.

1991 – Signed with Cleveland Indians' organization as a free agent before the season...spent most of the year at Colorado Springs (AAA) before a late season call-up to Cleveland...made major league debut 9/12 at BAL as a defensive replacement...rapped his first big-league hit and RBI in his first start, 9/17 vs. DET...started 13 of the 21 games he played with Cleveland.

1992 – Was named to the Pacific Coast League's postseason all-star team...led the league in hits (162) and triples (16) and tied for first in runs (101)...finished second in stolen bases (51), third in batting (.345) and total bases (245), and fourth in slugging average (.521)...named PCL Player of the Week by Howe Sportsdata for the week of 7/12-18...recalled to Indians 9/1...hit his first major league home run 9/15 at TOR.

1993 – Began the season at Triple-A Charlotte but was promoted to Cleveland on 4/30...batted .289 with a .539 slugging average (22 H, 6 2B, 2 3B, 3 HR) at Charlotte...led all major league outfielders with 19 assists...despite playing the first month at AAA, ranked fourth on the Indians with 60 RBIs...hit .300 (36-120) with men in scoring position...had a 10-game hitting streak 7/30-8/10, batting .341 (14-41) with eight runs and eight RBIs...scored 44 percent of the times he reached base...finished fourth in A.L. Rookie of the Year voting behind California's Tim Salmon, Chicago's Jason Bere and Boston's Aaron Sele.

1994 – Hit .379 (11-29) in April...drove in the game-winning run in the first-ever game at Jacobs Field with an 11th-inning single 4/4 vs. SEA...started 42 games for Cleveland...led the team with five pinch-hits and had one of the team's three pinch-homers...hit .322 (19-59) with runners in scoring position, .333 (19-57) during the day and .366 (15-41) on artificial turf.

1995 – Capped the season by batting .318 (7-22) in September...hit .212 (31-146) with 20 runs, seven doubles, one home run and eight RBIs in 36 starts...played 68 games in the outfield and committed just one error for a .990 fielding average...collected two outfield assists...hit his only homer of the season 6/30 at MIN...appeared in 11 of the Indians' 15 postseason games, batting .286 (2-7) with two runs scored.

1996 – Claimed by the Dodgers on waivers from Cleveland on 6/24...hit .250 (4-16) with a double and one RBI in 27 games with Cleveland...first hit as a Dodger came 7/16 vs. SD...scored the winning run for Dodgers 8/11 at CIN, reaching base after a 15-pitch at-bat that included seven straight foul balls...hit leadoff in 12 games and was 14-for-45 (.311) with five walks and five runs scored in those games...had a season-high six-game hitting streak 7/20-26, going 12-for-32 (.375) with four runs, three doubles, a home run and three RBIs...had four 3-hit games.

MISC: Wayne and his wife, Cara, have one daughter, Cayle...graduated from Tabb High School in Virginia in 1982...was a two-time all-state baseball player and also played football and basketball...attended Newport News Apprentice School for three years, where he was named the school MVP in baseball once and basketball twice...his brother Terry is a running back for the San Francisco 49ers...hobbies include hunting, automobiles, and golf...lives in Las Vegas.

KIRBY — COMPLETE RECORD

Year	Club	Avg	G	AB	R	H	2B	3B	HR	RBI	BB	SO	SB
1983	Bradenton	.292	60	213	43	63	7	1	0	13	34	19	23
1984	Vero Beach	.272	75	224	39	61	6	3	0	21	21	30	11
	Great Falls	.301	20	84	19	26	2	2	1	11	12	9	19
	Bakersfield	.274	23	84	14	23	3	0	0	10	4	5	8
1985	Vero Beach	.281	122	437	70	123	9	3	0	28	41	41	31
1986	Vero Beach	.261	114	387	60	101	9	4	2	31	37	30	28
1987	Bakersfield	.269	105	416	77	112	14	3	0	34	49	42	56
	San Antonio	.238	24	80	7	19	1	2	1	9	4	7	6
1988	Bakersfield	.277	12	47	12	13	0	1	0	4	11	4	9
	San Antonio	.240	100	334	50	80	9	2	0	21	21	43	26
1989	San Antonio	.214	44	140	14	30	3	1	0	7	18	17	11
	Albuquerque	.342	78	310	62	106	18	8	0	30	26	27	29
1990	Albuquerque	.278	119	342	56	95	14	5	0	30	28	36	29
1991	Colorado Springs	.294	118	385	66	113	14	4	1	39	34	36	29
	Cleveland	.209	21	43	4	9	2	0	0	5	2	6	1
1992	Colorado Springs	.345	123	470	+101	*162	18	*16	11	74	36	28	51
	Cleveland	.167	21	18	9	3	1	0	1	1	3	2	0
1993	Charlotte	.289	17	76	10	22	6	2	3	7	3	10	4
	Cleveland	.269	131	458	71	123	19	5	6	60	37	58	17
1994	Cleveland	.293	78	191	33	56	6	0	5	23	13	30	11
1995	Cleveland	.207	101	188	29	39	10	2	1	14	13	32	10
1996	Cleveland	.250	27	16	3	4	1	0	0	1	2	2	0
	Los Angeles	.271	65	188	23	51	10	1	1	11	17	17	4
1997	Los Angeles	.169	46	65	6	11	2	0	0	4	10	12	0
	Albuquerque	.335	68	269	57	90	16	5	10	43	26	33	18
N.L. TOTALS		.245	111	253	29	62	12	1	1	15	27	29	4
A.L. TOTALS		.256	379	914	149	234	39	7	13	104	70	130	39
MAJOR TOTALS		.254	490	1167	178	296	51	8	14	119	97	159	43

* Led league.

+ Tied for league lead.

KIRBY — DIVISION SERIES RECORD

Year	Club/Opp	AVG.	G	AB	R	H	2B	3B	HR	RBI	BB	SO	SB
1995	Cle. vs Bos.	1.000	3	1	0	1	0	0	0	0	0	0	0
1996	L.A. vs Atl	.125	3	8	1	1	0	0	0	0	2	1	0
D.S. TOTALS		.222	6	9	1	2	0	0	0	0	2	1	0

KIRBY — LEAGUE CHAMPIONSHIP SERIES RECORD

Year	Club/Opp	AVG.	G	AB	R	H	2B	3B	HR	RBI	BB	SO	SB
1995	Cle. vs Sea.	.200	5	5	2	1	0	0	0	0	0	0	1

KIRBY — WORLD SERIES RECORD

Year	Club/Opp	AVG.	G	AB	R	H	2B	3B	HR	RBI	BB	SO	SB
1995	Cle. vs Atl.	.000	3	1	0	0	0	0	0	0	0	1	0

KIRBY — CAREER FIELDING (OUTFIELD)

Year	G	PO	A	E	TC	DP	PCT
1991	21	40	1	0	41	0	1.000
1992	2	3	0	0	3	0	1.000
1993	123	273	19	5	297	5	.983
1994	68	92	2	4	98	1	.959
1995	68	94	2	1	97	1	.990
1996	71	101	2	3	106	0	.972
1997	26	36	1	0	37	0	1.000
TOTALS	379	639	27	13	679	7	.981

KIRBY — CAREER TRANSACTIONS

- Selected by Los Angeles Dodgers in 13th round of January 1983 free-agent draft.
- Signed as a free agent by Cleveland Indians organization, December 3, 1990.
- Signed as a free agent by Los Angeles Dodgers organization, June 24, 1996.
- Signed by St. Louis Cardinals as a minor league free agent, December 22, 1997.



TOM LAMPKIN

49 THOMAS MICHAEL LAMPKIN

Catcher

Ht: 5-11 **Bats:** Left
Wt: 195 **Throws:** Right

Age: 34

Born: 3-4-64 at Cincinnati, Ohio

BECAME CARDINAL: Acquired from the San Francisco Giants in a trade for pitcher Rene Arocha, December 19, 1996.

M.L. SERVICE: 5.044

1997 SEASON:

- Clubbed a career-high seven homers in his debut season with the Cardinals.
- Played in an equal number of games (54) at home and on the road but hit .300 away from Busch and .193 at home.
- Batted .298 (34-114) after June 7, increasing his average to .245 from .191.
- Was a big contributor off the bench 8/20 at MTL: started a game-winning rally in the eighth inning with a single, then hit a solo homer in the ninth.
- Hit a two-run homer 7/1 vs. MIN to post his first game-winning RBI as a Cardinal.
- Doubled and homered on 6/17 at MIL and recorded his third pick-off of the year.
- Had two hits and a season-high three RBIs in a 5/4 start at NY.

CAREER HIGHLIGHTS:

1986 — Batted .258 in 63 games in first pro season at Class A Batavia of the New York-Penn League.

1987 — Finished second on team in hitting and was fifth-toughest hitter to fan, once every 10.8 plate apps (41 K/441 PA) for Class A Waterloo of the Midwest League...led league's catchers with 100 assists.

1988 — Started season at Class AA Williamsport of the Eastern League, posting .270 batting average in 80 games and was earning nod as league's best defensive catcher by Baseball America...garnered promotion to Class AAA Colorado Springs, where he hit .280 in 34 Pacific Coast League games...recalled by Indians, made major-league debut as defensive replacement 9/10 at BOS...went to bat for first time, as pinch-hitter, 9/26 vs DET...got first start 9/30 vs BOS.

1989 — Was hitting .321 through 63 games at Colorado Springs when season was cut short in early July by torn ligaments in right thumb...had driven in 32 runs while striking out just 18 times in 209 at-bats.

1990 — Had first pro experience at second base, appearing there with Colorado Springs, in addition to his catching duties...played 70 PCL games - with two different clubs, later appearing with Las Vegas...that happened after return to majors which followed 7/11 trade to Padres...made first National League appearance 7/12 at PIT...had first two big-league hits and scored first run 7/17 at CHI...drove in first two runs in majors 7/24 vs CIN, then recorded career-high three hits in second game of next night's doubleheader...popped first major-league home run 7/28 vs HOU and Mike Scott...after 13 games, Tom was hitting .343 (12-35)...would be optioned to Las Vegas 8/23, but in first game there, took foul tip off right thumb, stretching same ligaments torn a year earlier...did make four major-league appearances after September recall, however...retired 47 percent (7-15) of runners trying to steal, including five of first eight potential basestealers.

1991 — Began season on major-league roster for first time, appearing in 30 games before being optioned back to Las Vegas 7/8...after going hitless in first game, hit .322 over next 16 games, safely in 14...made five appearances at first and accepted 34 chances error-free...hit .317 with 29 RBI in 45 games...took part in eight games after 9/1 recall, starting season finale 10/6 vs CIN.

1992 — Signed with Las Vegas, where he posted .306 batting average, fourth-highest among minor-league catchers...stole career-high 15 bases...drew 53 walks in 108 games while striking out just 27 times in 340 at-bats and 403 plate appearances...topped PCL receivers with 64 assists and 11 double plays and threw out 35 of 100 potential basestealers...after 1-14 start, hit safely in 24 of next 32 games to raise average to .378...capped this month-long rush by batting .606 (20-33) and knocking in seven runs during 10-game hitting streak...was purchased 9/14, and appeared in nine games...made five starts, and in those games, hit .308 (4-13) with .526 on-base percentage (five walks, once hit by pitch).

1993 — Traded in spring training to Brewers, where he signed with Class AAA New Orleans of the American Association...hit .325 and had 18 walks vs four strikeouts in 25 games...purchased 5/19, appearing as pinch-hitter that night vs DET...recorded first AL hit and first three RBI in junior circuit 5/26 at TOR...hit first AL homer 6/20 at DET...recorded second career three-RBI game 8/1 at NYY...additional to 60 games caught, made three outfield appearances, in left 6/1 at SEA and 8/3 at BAL, and in right 7/8 vs MIN...as backstop, set down 35 percent (14-40) of would-be stealers.

1994 — Played at Class AAA Phoenix, his third PCL team, and marked the sixth year out of seven he appeared in that league...batted .300 while matching career high for games with 118...led team with personal minor-league highs of 76 runs and eight triples...also tallied career bests of 453 at-bats, 136 hits, 76 runs, eight homers and 70 RBI...topped PCL with 102 games caught and 595 putouts...handled Firebirds' pitching staff that delivered league-leading 10 shutouts and finished second in loop with 4.72 ERA...threw out 38 percent (32-85) of runners trying to steal...also made a start at first base...hit safely in nine straight games 4/25 - 5/4 (.378, two HR, nine RBI)...batted .349 (22-63) in career-high 14-game hit streak, 8/13 - 9/1.

1995 — Spent full season in majors for first time, seeing action in 65 games...appeared 44 times as pinch-hitter and twice as pinch-runner...led Giants in pinch with eight hits and four RBI and second with 39 at-bats...twice came off bench to draw bases-loaded walks, 6/11 vs MON and 7/17 vs FLA...played in 17 games as catcher, starting six, and entered as substitute in left field six times, all for Barry Bonds...hit safely in all six games he started, batting .364 (8-22) with a homer, four RBI, four runs, two walks, .417 OBP, and two steals...in the last of these starts, 8/20 at PHI, tied career-high with three hits...touched Bret Saberhagen for two-run homer, sixth career HR and second in NL, in 9-8 win 6/7 vs NY.

1996 — Played in 66 games, making 53 appearances as catcher, including 44 starts...Giants went 25-19 (.568) when Tom started behind plate...retired 47 percent (14-30) of runners trying to steal...went entire season without surrendering passed ball, extending current streak to 66 games...established career highs with 41 hits, 26 runs, six homers and 29 RBI...this after starting season on DL with late spring training injury, pulled muscle in right side...placed 4/4, retroactive to 3/31, was reactivated 4/24 after two rehabilitation appearances with Class A San Jose of the California League in which he went 2-for-7 with triple and two RBI...opened season by hitting three-run homer and catching Mark Gardner's 8-0 shutout 4/25 vs ATL...batted .438 (14-32) with double, homer, five RBI and five walks during career-high nine-game hit streak 5/7-24...scored career-high four runs and matched another personal best with three hits 5/8 at STL...tallied another three-hit effort 5/18 vs NY...compiled first career five-RBI game 6/19 vs FLA with two dramatic blows: game-tying two-run double in ninth, followed by three-run homer off Terry Mathews in 15th to claim 7-4 win...season ended after suffering fractured right thumb tagging out F.P. Santangelo at home in third inning 8/25 vs MON...in final eight appearances, hit .280 (7-25) and safely in five, with six runs, two homers and 12 RBI, both homers and seven RBI coming in consecutive games...hit career-high fifth homer and drove in three runs 8/21 vs NY...had four RBI, including three-run shot off Omar Daal, 8/23 vs MON, completing first back-to-back games with HR in majors.

MISC: Graduated 1982 from Blanchet High School in Seattle, where he played baseball and football...played baseball at Edmonds Community College in Lynnwood, Wash., and then at University of Portland, where he earned all-West Coast Conference honors as junior and senior...graduated in 1986 with degree in marketing/management...married to the former Lori Kath, the Lampkins reside in Vancouver, Wash., and have two daughters, Jennifer and Nicole and a son, Thomas Michael.

LAMPKIN — COMPLETE RECORD

Year	Club	AVG.	G	AB	R	H	2B	3B	HR	RBI	BB	SO	SB
1986	Batavia	.258	63	190	24	49	5	1	1	20	31	14	4
1987	Waterloo	.266	118	398	49	106	19	2	7	55	34	41	5
1988	Williamsport	.270	80	263	38	71	10	0	3	23	25	20	1
	Colorado Springs	.280	34	107	14	30	5	0	0	7	9	2	0
	Cleveland	.000	4	4	0	0	0	0	0	0	1	0	0
1989	Colorado Springs	.321	63	209	26	67	10	3	4	32	10	18	4
1990	Colorado Springs	.221	69	199	32	44	7	5	1	18	19	19	7
	San Diego	.222	26	63	4	14	0	1	1	4	4	9	0
	Las Vegas	.500	1	2	0	1	0	0	0	0	0	1	0
1991	San Diego	.190	38	58	4	11	3	1	0	3	3	9	0
	Las Vegas	.317	45	164	25	52	11	1	2	29	10	19	2
1992	Las Vegas	.306	108	340	45	104	17	4	3	48	53	27	15
	San Diego	.235	9	17	3	4	0	0	0	0	6	1	2
1993	New Orleans	.325	25	80	18	26	5	0	2	10	18	4	5
	Milwaukee	.198	73	162	22	32	8	0	4	25	20	26	7
1994	Phoenix	.300	118	453	76	136	32	8	8	70	42	49	8
1995	San Francisco	.276	65	76	8	21	2	0	1	9	9	8	2
1996	San Jose #	.286	2	7	2	2	0	1	0	2	1	2	0
	San Francisco	.232	66	177	26	41	8	0	6	29	20	22	1
1997	St. Louis	.245	108	229	28	56	8	1	7	22	28	30	2
N.L. TOTALS		.237	312	620	73	147	21	3	15	67	70	79	7
A.L. TOTALS		.193	77	166	22	32	8	0	4	25	21	26	7
MAJOR TOTALS		.228	389	786	95	179	29	3	19	92	91	105	14

Injury Rehabilitation Assignment.

LAMPKIN — CAREER PINCH-HITTING

	AVG.	AB	H	HR	RBI
1997	.171	35	6	0	3
CAREER	.178	135	24	0	10

LAMPKIN — CAREER FIELDING (CATCHING ONLY)

Year	G	PO	A	E	TC	DP	PCT.
1988	3	3	0	0	3	0	1.000
1990	20	91	10	3	104	1	.971
1991	11	49	5	0	54	0	1.000
1992	7	30	3	0	33	0	1.000
1993	60	242	24	6	272	2	.978
1995	17	59	5	0	64	1	1.000
1996	53	342	27	3	372	4	.992
1997	86	413	37	5	455	6	.989
CAREER	257	1229	111	17	1357	14	.987

LAMPKIN — CAREER FIELDING

Position	G	PO	A	E	TC	DP	PCT.
Catcher	257	1229	111	17	1357	14	.987
Outfield	10	3	0	0	3	0	1.000

LAMPKIN—CAREER TRANSACTIONS

- Selected by Cleveland Indians organization in 11th round of June 1986 free-agent draft.
- On Colorado Springs disabled list, July 6 through remainder of season, 1989.
- Traded to San Diego Padres for outfielder Alex Cole, July 11, 1990.
- Traded to Milwaukee Brewers for future considerations, March 25, 1993.
- Signed by San Francisco Giants as a free agent, January 5, 1994.
- On Giants' disabled list, March 31 to April 24, 1996; included injury rehabilitation assignment to San Jose, April 22 to April 24.
- On Giants' disabled list, August 26 to October 14, 1996.
- Traded to St. Louis Cardinals for pitcher Rene Arocha, December 19, 1996.

RAY LANKFORD

16 RAYMOND LEWIS LANKFORD

Outfielder

Ht: 5-11 Bats: Left
Wt: 200 Throws: Left

Age: 30 (Turns 31 on June 5)
Born: 6-5-67 at Modesto, California

BECAME CARDINAL: Selected in the third round of the June 1987 free-agent draft.

M.L. SERVICE: 7.044



1997 SEASON:

- Missed the season's first three weeks while recovering from off-season shoulder surgery but returned to enjoy his most productive offensive year.
- Led the team in home runs (a career-high 31), RBIs (a career-high 98), runs scored (94), walks (95), slugging average (.585) and on-base average (.411).
- Finished among the N.L. Top 10 in homers (T-ninth), slugging average (T-fourth), on-base average (seventh), extra-base hits (eighth) and walks (fifth).
- Was named to the N.L. All-Star team for the first time.
- Set a club record for most home runs by a Cards center fielder, eclipsing the mark of 25 he set in 1995.
- Became only the 17th Cardinal to hit 30 homers in a season. Hit the most by a Redbird since Jack Clark hit 35 home runs in 1987.
- Led the team in multi-RBI games (27) and game-winning RBIs (12).
- Ranked second on the club with 36 doubles.
- Came close (.585) to becoming the first Cardinal to post a .600 slugging average since Stan Musial had a .612 average in 1957.
- Blasted two upper-deck homers on 7/15 at CIN, becoming the first player in Riverfront Stadium history to reach the upper tier twice in one game.
- Tied career highs for most hits (four) and home runs (two) in a game on 4/29 vs. SF.
- Matched his single-game high with four walks on 9/18 at CHI.
- Matched a career high for most runs scored in a game (four) on 5/7 vs. PHI.
- Batted .462 (12-26) in April and .333 with 17 homers and 61 RBIs prior to the All-Star break.
- Batted .515 (17-33) when hitting the first pitch, including six doubles and four homers.
- Swiped 21 bases, increasing his career total to 199 steals.
- His 67 career homers at Busch Stadium are second only to Ted Simmons' 81.
- Moved into 10th place on the Cards' all-time home run list with 135.

CAREER HIGHLIGHTS:

1987 – Among Appalachian League leaders in doubles (tied 2nd) and hits (3rd)...led the league's outfielders in total chances (155)...tied for lead in assists...had a six-hit game on 7/23 vs Elizabethton...was fifth overall in the league with a batting average of .308...was selected as an outfielder for the 1987 Appy League All-Star team...played for the Cardinals' entry in the 1987 Florida Winter Instructional League, appearing in 33 games, while leading the team in hitting with a .407 average.

1988 – Was among Cards' minor league leaders in all major categories...his 16 triples led all of minor league baseball and had not been exceeded in the Cardinal organization since Willie Montanez hit 17 for St. Pete in 1967...hit in 10 straight games from 8/13-23, and in 16 of 17 from 6/27-7/19...named the Midwest League's #6 prospect by Baseball America...on 4/26 vs Wausau, hit two home runs in the fourth inning as Springfield plated 10 runs; for the day he was 5-for-5 with six RBIs...hit a grand slam on 7/23 vs Kenosha...led the Midwest League as well as all Cardinal minor leaguers in total bases with 242.

1989 – Played on the Arkansas (AA) team and was named Texas League MVP...led the league in hits, triples and games...was among the leaders in batting average (4th), RBI (2nd), total bases (3rd), runs (2nd), home runs (tied 10th) and stolen bases (6th)...hit for the cycle on 4/16 vs Tulsa...hit in 12 straight from 5/24-6/5...hit .364 in August with 30 RBI...had 4-hit games on 5/30 and 8/9...had seven hits in two games 8/9-10...was

consistent all year, not hitting below .280 in any month...hit .341 with five home runs and 30 RBI in 32 games vs Tulsa...had another fine defensive year, showing outstanding range in centerfield, by recording 367 putouts (74 more than any other outfielder)...named #1 prospect in the Texas League by Baseball America...was named to Texas League All-Star team...was named to Topps/National Association AA All-Star team...played winter ball for Mayaguez in the Puerto Rican league during the off-season.

1990 – Center fielder began the year at Louisville (AAA), where he batted .260 with 10 HR's and 72 RBI in 132 games before being recalled by the Cardinals on 8/21...batted .296 during April, including a 4-hit game vs Iowa on 4/19...put together an 11-game hitting streak from 5/13-25...had his first triple-A grand slam on 5/9 vs Nashville...during 30 games in June, Ray batted .309 with four homers and 24 RBI...had two homers in 5-1 win vs Indy on 7/7...led American Association outfielders in total chances (352) and putouts (333)...finished second in the league in walks with 72, behind teammate Bernard Gilkey...was 30-for-37 in stolen base attempts...made his ML debut on 8/21 vs ATL as starting CF and was 2-for-4...hit in each of his first four big league games and reached base by hit or walk in 27 of the 38 games he batted in...batted .287 in 30 September games, earning MetLife "Cardinal of the Month" honors...hit in 10-straight games from 9/6-15, batting .463 (19-for-41)...belted his first ML homer on 9/6 vs MTL (Gardner)...went 4-for-5 with 2 RBI in Sunday night game at CHI on 9/9...batted .458 (11-for-24) vs the Cubs...14 of his 36 hits went for extra bases (10-2B, 1-3B, 3-HR)...put together nine multi-hit games, including three 3-hit contests...was 8-for-10 in stolen base attempts...started 30 of 39 games played...was 3-for-7 as a pinch-hitter...batted .273 (9-for-33) with runners in scoring position...was a .311 hitter vs opposing LHP...defensively he made one error in 94 chances (.989 pct.)...finished the year batting .286 with three HRs and 12 RBIs in 39 games with the Cardinals...was selected as the third-best prospect in the American Association by Baseball America.

1991 – Enjoyed one of the best Cardinal rookie seasons in recent memory...batted .295 (13-for-44) over 10 starts from 4/20-5/3 though he was bothered by sore right wrist, which he hurt during the final week of spring training...had three hits and scored winning run in memorable collision with Darren Daulton 4/21 vs PHI...stole season-high three bases and scored three runs 5/10 at HOU...had 10 stolen bases and four triples in June...tied Pedro Guerrero with team-high 12-game hitting streak 8/10-8/22...hit two homers 9/1 at SF, teaming with Felix Jose to give Cards first single-game multi-homer tandem since 1950...his cycle 9/15 vs NY was first by a Card since Willie McGee (1984) and first by a Cardinal rookie since Cliff Heathcote (1918)...the night before, his two-run single was lone hit in 2-1 win vs NY - first Cardinal win in 73 years with just one hit...hit seven homers in second half, six in September...had most RBI (69) by Cards' rookie since Hector Cruz had 71 in '76...batted .286 with RISP...had team-leading 44 stolen bases and was first Cardinal rookie since John Heidrick (1899) to total 60 RBI and 40 steals...was first Card rookie since Rogers Hornsby (1916) to hit 15 triples (tops in majors)...first NL rookie to lead league in triples since Juan Samuel (1984)...was second on club with 12 GWRBI...lead-off hitter in 76 starts...led for NL lead in total outfield chances with 380...each of his nine homers came off right-handed pitching...had 14 RBI vs NY and batted .353 against HOU...finished third in NL rookie of the year voting...named to major league all-rookie teams by Baseball Digest and Topps.

1992 – Proved that he was on the verge of becoming one of the premier players in the league...led Cards in 13 offensive categories, while posting one of the best all-around seasons by a Cardinal in recent years...hit his 20th homer in the final game of the season, becoming the first Cardinal to post a 20-homer/20-steal season since Lou Brock in '67...his 20-homer total was one off the pace of Stan Musial's club-record 21 for a STL centerfielder set in 1952...also became the first Cardinal left-handed batter since Brock (1967) to hit 20 homers in a season...66 of his 175 hits (38%) went for extra bases...Ray finished among NL top-10 in hits (175), total bases (287), multi-hit games (52), doubles (40, T-2nd), stolen bases (42), slugging percentage (.480) and extra-base hits (66)...had a league-high 22 road doubles...surpassed career-highs for BA, runs, hits, doubles, homers, RBI, walks and strikeouts...he, Marquis Grissom & Barry Bonds were only players among NL top-10 in both total bases & stolen bases...hit .314 with 16 homers vs RHP, .255 with four homers vs lefties...hit .327 with runners in scoring position, up 41 pts. from his .286 mark in that situation in '91 season...finished 3rd among NL outfielders in fielding percentage (.996) with just two errors in 445 chances...led NL outfielders in putouts (438)...had a club-record 147 strikeouts breaking the previous season-high of 139 set by Jack Clark in 1987...hit .384 (173-for-451) in at-bats when he didn't strikeout...put together a season-high 12-game hit streak, 7/9-24...hit .337 in July...had 9 HR's and 43 RBI in the season's final two months...hit his first career grand slam 9/13 vs CHI...posted a .309 BA with 13 HR's and 54 RBI at Busch Stadium...finished 6th in the NL in stolen bases; however, was caught stealing a league-leading 24 times...grounded into just five double plays (one every 120 AB).

1993 – Wrist and shoulder injuries slowed his season and was never able to regain the form he displayed the year before...had a team-high 81 walks (8th in NL) and 111

strikeouts...hit each of his seven HR's vs RHP...was 3-for-6 (.500) in bases-loaded situations...had top fielding percentage among Cards' outfielders (min. 100 games) with .978 mark...suffered strained left shoulder on 4/9 and had slight separation of same shoulder after banging into outfield wall on 8/29 at Los Angeles...was disabled 6/24-7/9 due to injured right wrist...stole 14 bases, but was also caught 14 times.

1994 – Jump-started the season with a lead-off homer in the season opener 4/3 at CIN and carried the Cardinals for the first few months with timely hitting...batted .352 with five homers and 16 RBI in April...although his average dipped from .322 on 5/25 to .267 at season's end, Lankford still tied for the club high with 19 homers, one under his career high, and was the leader in runs scored (89), walks (58) and total bases (203)...led off five games with home runs and won three games with homers in Cards' final at-bat...hit three lead-off homers in a five-game span 4/26 - 5/3...belted 11th-inning solo homer to lift Cards to 7-6 win vs. CHI on 5/10...belted a 400-foot 10th-inning homer to beat PIT, 4-3, on 5/18...recorded 500th career hit 5/21 at FLA with single in the 5th...hit game-ending homer in bottom of ninth 6/4 vs. SF...had a career-best 15-game hitting streak 4/19 - 5/7 and scored in 13-straight games 4/19 - 5/5...had nine-game hitting streak when season ended...matched a career-high with two home runs 6/27 at NY...was the only N.L. batter (min. 200 at-bats) not to ground into a double-play...tied for third in league with a career-high 89 runs scored...ranked second in N.L. with 113 strikeouts, one fewer than Reggie Sanders...batted .366 (111-for-303) when he put the ball into play (ABs minus Ks)...batted .293 with 16 homers and 48 RBI vs. right-handers...batted .318 at Busch, 50 points above his career mark (entering the season) at home.

1995 – Enjoyed an incredible run over the season's final two months and once again proved to be one of the club's top performers...appeared in a team-high 132 games and paced the club in home runs (25), RBIs (83), doubles (35), extra base hits (62), slugging average (.516), on-base average (.360), walks (63) and stolen bases (24)...became just the seventh Cardinal since 1966, when Busch Stadium opened, to hit 25 or more home runs...batted .308 & finished with 16 home runs at Busch, one short of tying the single-season record for home runs at the stadium...his 25 HR's were the most ever by a Cards' center fielder, surpassing Stan Musial's 1952 total of 21...10 of his 25 round-trippers came in Sept. and he took home NL Player-of-the-Week honors for Sept. 4-10 when he batted .619 with three home runs & 8 RBIs...was just the fifth Cardinal & the first since 1948 to lead the team in both home runs & stolen bases and the first to ever lead with totals of 10 or more for both HR's & steals...had a career-best 16-game hit streak from 8/29 - 9/17 in which he raised his BA 29 pts (.258 - .287)...he homered in 4-straight games, 9/8-12, one shy of tying the club record for consecutive homer games...bombed a 441-ft HR into the upper deck in RF on 9/8 vs SD, the longest HR of the year at Busch...power supply came in bunches, as he homered on back-to-back days eight times...23 of his career-high 25 home runs came vs RHP's...finished with 15 HR's & 46 RBIs after the All-Star break...matched his career high with four RBI on four occasions & finished with a team-high 25 multi-RBI games...matched his single-game high for hits with four on both 6/10 at ATL & 5/26 vs CIN...batted .306 with a team-high 9 home runs with runners in scoring position...topped Cards' outfielders in both putouts & total chances and had the 2nd-best fielding pct. (.990) of his career...his steal of home on 6/16 vs SF was first by a Cardinal since 1990.

1996 – Led the club with 100 runs, 265 total bases, 79 walks, 35 steals, and eight triples, and tied for club lead with 36 doubles...equalled career high with 86 RBI and his 100 runs were most by a Cardinal since Vince Coleman in 1987...hit 20-plus homers for third time, finishing with 21, including three two-homer efforts, giving him five for his career...placed ninth in NL with 35 stolen bases...played center field without error for first 108 games and 278 chances before miscue 8/13 vs LA...finished as NL outfield fielding champion with .997 percentage, one error in 366 chances...drove in 20 runs in April with seven homers and .573 slugging average...hit in seven straight games, 4/8-15 (.393, 11-28), highlighted by third career two-homer game 4/12 vs PHI...hit longest Cardinal homer ever at Busch, 468 ft. into RF upper deck 4/17 vs PIT...fourth career two-homer game came 4/30 at CHI, including game-tying shot in ninth...posted 25-game on-base streak, 5/5 - 6/2, batting .330 (29-88) with .440 OBP (18 walks, one HBP, two sac flies)...5/19 at COL ninth inning HR was first ever into Coors Field RF upper deck 483 ft....good on 18 consecutive steal attempts 7/4 - 9/6, last caught 6/19 vs PHI, next caught 9/8 vs SD...popped 100th career homer in first inning 7/15 at CIN, then hit another four-bagger three innings later for his third multi-HR game of season, and tallied career-high five RBI...started week during which he hit .407 (11-27) scored eight runs, drove in seven, and was named NL Player-of-the-Week...scored 500th career run 8/22 at COL...hit in season-high 10 straight games, 8/28 - 9/7, batting .417 (15-36)...highlighted streak and matched career high 8/30 vs COL, with four hits, the sixth time he had done so in the majors...hit .313 (31-99) in August...drew 21 walks in September...suffered torn rotator cuff in his left shoulder while making diving catch 9/27 vs CIN...ailment limited Ray to six postseason appearances and three N.L. Championship Series starts vs ATL...singled and scored lead run in seventh inning of Division Series Game Three 10/5 at SD, first of two go-ahead rallies in finale of three-

game series sweep...only postseason RBI was game-winner in second game of NLCS 10/10 at ATL, sacrifice fly that snapped 3-3 tie in seventh inning.

MISC: Graduated from Grace Davis H.S. in Modesto, Calif...played football and baseball in high school...attended Modesto Junior College, where he played baseball and football and became the school's first running back to rush for 1,000 yards...is nephew of former Astro Carl Nichols...He and his wife, Yolanda, have a daughter, Raquel... Ray signed a new three-year contract on January 22, 1996...started "Lankford's Landing" in 1996, a program in which he donates tickets to St. Louis area youth groups...was named Baseball Man of the Year for 1997 by St. Louis Chapter of BBWAA.

LANKFORD — COMPLETE RECORD

Year	Club	AVG.	G	AB	R	H	2B	3B	HR	RBI	BB	SO	SB
1987	Johnson City	.308	66	253	45	78	17	4	3	32	19	43	14
1988	Springfield	.284	135	532	90	151	26	*16	11	65	60	92	33
1989	Arkansas	.317	*134	498	98	*158	28	*12	11	98	65	57	38
1990	Louisville	.260	132	473	61	123	25	8	10	72	72	81	30
	St. Louis	.286	39	126	12	36	10	1	3	12	13	27	8
1991	St. Louis	.251	151	566	83	142	23	*15	9	69	41	114	44
1992	St. Louis	.293	153	598	87	175	40	6	20	86	72	*147	42
1993	St. Louis	.238	127	407	64	97	17	3	7	45	81	111	14
1994	St. Louis	.267	109	416	89	111	25	5	19	57	58	113	11
1995	St. Louis	.277	132	483	81	134	35	2	25	82	63	110	24
1996	St. Louis	.275	149	545	100	150	36	8	21	86	79	133	35
1997	Prince William**	.308	4	13	3	4	1	0	0	4	4	5	1
	St. Louis	.295	133	465	94	137	36	3	31	98	95	125	21
MAJOR TOTALS		.272	993	3606	610	982	222	43	135	535	502	880	199

* Led league.

** Injury rehabilitation assignment.

LANKFORD — DIVISION SERIES RECORD

Year	Club/Opp.	AVG.	G	AB	R	H	2B	3B	HR	RBI	BB	SO	SB
1996	St.L. vs S.D.	.500	1	2	1	1	0	0	0	0	1	0	0

LANKFORD — LEAGUE CHAMPIONSHIP SERIES RECORD

Year	Club/Opp.	AVG.	G	AB	R	H	2B	3B	HR	RBI	BB	SO	SB
1996	St.L. vs Atl.	.000	5	13	1	0	0	0	0	1	1	4	0

LANKFORD — CAREER FIELDING

Year	G	PO	A	E	TC	DP	PCT.
1990	35	92	1	1	94	0	.989
1991	149	367	7	6	+380	2	.984
1992	153	*438	5	2	445	0	.996
1993	121	312	6	7	325	0	.978
1994	104	260	5	6	271	1	.978
1995	129	300	7	3	310	2	.990
1996	144	356	9	1	366	0	*.997
1997	131	293	4	9	306	2	.971
TOTALS	966	2418	44	35	2497	7	.986

* Led league.

+ Tied for league lead.

LANKFORD — CAREER TRANSACTIONS

- Selected by Chicago Cubs in third round of June 1986 free-agent draft.
- Selected by St. Louis Cardinals in third round of June 1987 free-agent draft.
- On St. Louis disabled list, June 24 to July 8, 1993.
- On St. Louis disabled list, March 27 to April 22, 1997; included injury rehabilitation assignment to Prince William, April 14 to April 21.

NON-ROSTER INVITEE

BRADEN LOOPER

70 BRADEN LaVERN LOOPER

Pitcher

Ht: 6-4 Bats: Right
Wt: 210 Throws: Right

Age: 23

Born: 10-28-74 at Weatherford, Oklahoma

BECAME CARDINAL: Selected in the first round (third player overall) of the June 1996 free-agent draft.

M.L. SERVICE: 0.000



1997 SEASON:

- Opened the season in the starting rotation at Class-A Prince William. Made his first professional start 4/8 against Winston-Salem (5 IP, 6 H, 2 R).
- Struggled at the outset, going 0-4 with a 5.50 ERA in six starts.
- Allowed two earned runs or fewer in three straight starts 5/4-19 (2-1, 25 IP, 8 R, 5 ER, 7 BB, 26 Ks).
- Turned in his best outing of the season at Frederick on 5/19, when he tossed six scoreless innings in a 6-0 victory.
- Improved to 3-6 with six strong innings of three-hit, one-run ball 6/4 at Winston-Salem.
- Promoted to Class-AA Arkansas and moved to the bullpen.
- Surrendered one run in two innings in his first two appearances following the promotion.
- Went 1-1 with a 5.56 ERA and three saves in his first 10 Class-AA outings.
- Ended the season on the disabled list with a strained shoulder.

1995 – Selected third-team All-America by Collegiate Baseball and second-team by American Baseball Coaches Association...was a first-team ABCA all-region and all-Missouri Valley Conference pick...chosen MVC all-academic honorable mention...played with the U.S. National Team during the summer, leading the staff with 17 appearances...went 1-0, had six saves (in six tries), a 1.71 ERA and 22 strikeouts in 21 innings.

1996 – Worked out of bullpen for the Scottsdale Scorpions of the Arizona Fall League...in 21 games, posted a 3-1 record, one save and a 2.65 ERA...played with the U.S. National Team, the Olympic bronze medalists, after being chosen third overall in the June amateur draft...went 1-0 with 2.25 ERA in 18 outings for Team USA...during the six-week pre-Olympic tour, pitched in 14 games, earning his lone win 7/8 vs. Korea...tossed six scoreless innings in four appearances in the summer Olympics, yielding three hits and a walk while recording six strikeouts...fanned two in a perfect ninth inning and earned the save in a 4-1 opening-game victory 7/20 vs. Nicaragua...pitched a total of 80 innings during the summer with Team USA and Wichita State, where he was a member of the 1996 College World Series team, without allowing a home run...was a consensus first-team All-America selection (as a junior), honored by Collegiate Baseball, Baseball America, the American Baseball Coaches Association and the National Collegiate Baseball Writers Association's Smith Super Team...named Baseball America's top college prospect...also named to conference's all-academic team...recorded 64 Ks and 15 walks in 56 innings for the Shockers and had saves in 12 of his first 19 outings...allowed two earned runs in 37.2 innings (0.48 ERA) over 16 games 3/23 - 5/13...equaled a career high by fanning eight over 4.1 innings and earned the decision in a 6-5 win 5/1 vs. Southwest Missouri State...concluded his Wichita State career with an 8-6 record, 2.62 ERA and 26 saves in 70 appearances (65 in relief) over three seasons...tallied 155 strikeouts while walking 48 in 165 innings.

MISC: Lettered four years in baseball and basketball, and twice in football and golf at Mangum (Okla.) High School...selected all-state in baseball, honorable mention all-state in basketball, all-class in football and was team MVP in all three sports as a senior...went 8-1 with three saves in 56 innings as a senior and batted .400, .630 with runners in scoring position...graduated 1993 with a four-year grade-point average of 3.9 and as a member of the National Honor Society...single, lives in Arlington, Texas

LOOPER — COMPLETE RECORD

Year	Club	W-L	ERA	G	GS	CG	SHO	SV	IP	H	R	ER	BB	SO
1997	Prince William	3-6	4.48	12	12	0	0	0	64.1	71	38	32	25	58
	Arkansas	1-4	5.91	19	0	0	0	5	21.1	24	14	14	7	20



SEAN LOWE

48 JONATHAN SEAN LOWE

Pitcher

Ht: 6-2 **Bats:** Right

Wt: 205 **Throws:** Right

Age: 26 (Turns 27 on March 29)

Born: 3-29-71 at Dallas, Texas

BECAME CARDINAL: Selected in the first round (15th player overall) of the June 1992 free-agent draft.

M.L. SERVICE: 0.031

1997 SEASON:

- Pitched seven innings of one-hit ball in Louisville's 10-3 Opening Day win over Indianapolis. However, suffered a sprained ankle and went on the disabled list.
- Pitched a three-hit complete game but lost a 1-0 decision vs. Nashville on 7/5 [1].
- Tossed eight scoreless innings (four hits, eight strikeouts) in a 5-1 victory over Oklahoma City on 7/11.
- Fanned a league-high 12 batters (7 IP, 7 H) in a 4-2 win at Oklahoma City on 7/17. In four games vs. the 89ers, was 2-1 with a 0.84 ERA and one save.
- Went 2-1 with a 1.23 ERA in three starts 7/5-17 (22 IP, 14 H, 25 Ks).
- Led American Association starting pitchers with 7.96 strikeouts per 9 IP and ranked fourth with 117 strikeouts overall.
- Pitching at home for Louisville, was 4-2 with a 2.83 ERA.
- Was recalled by St. Louis on 8/29 and appeared in six games (four starts) for the Cardinals.
- Made his major league debut 8/29, getting the starting assignment in the Cardinals' first-ever regular-season interleague game against Kansas City. Did not receive a decision in the Cardinals' 9-7 win.

CAREER HIGHLIGHTS:

1992 — Was the 15th player selected in the June draft...pitching for Hamilton of the New York-Penn League, did not allow a run in his first 13 IP...all five earned runs came in one start...opponents batted just .149 against him.

1993 — Was a combined 5-2 in June and July at St. Petersburg, with a 3.29 ERA in nine starts...surrendered just six home runs in 132.2 innings.

1994 — Spent time on the disabled list at St. Petersburg before being promoted to Double-A Arkansas in mid-August...started three games for the Travelers, going 2-1 with a 1.40 ERA.

1995 — Threw seven scoreless innings in a 4-0 win at San Antonio on 7/24.

1996 — Despite three- and four-game losing streaks, finished with an 8-9 record in 25 games (18 starts) in his first stint at Class-AAA Louisville.

MISC: Played baseball for Arizona State University...graduated from Mesquite High School (1989), where he played basketball and was named to All-State baseball squad...enjoys golf and fishing...resides in Mesquite, Texas.

LOWE — COMPLETE RECORD

Year	Club	W-L	ERA	G	GS	CG	SHO	SV	IP	H	R	ER	BB	SO
1992	Hamilton	2-0	1.61	5	5	0	0	0	28.0	14	8	5	14	22
1993	St. Petersburg	6-11	4.27	25	25	0	0	0	132.2	152	80	63	62	87
1994	St. Petersburg	5-6	3.47	21	21	0	0	0	114.0	119	51	44	37	92
	Arkansas	2-1	1.40	3	3	0	0	0	19.1	13	3	3	8	11
1995	Arkansas	9-8	4.88	24	24	0	0	0	129.0	143	84	70	64	77
1996	Louisville	8-9	4.70	25	18	0	0	0	115.0	127	72	60	51	76
	Arkansas	2-3	6.00	6	6	0	0	0	33.0	32	24	22	15	25
1997	Louisville	6-10	4.37	26	23	1	0	1	131.2	142	74	64	53	117
	St. Louis	0-2	9.35	6	4	0	0	0	17.1	27	21	18	10	8
MAJOR TOTALS		0-2	9.35	6	4	0	0	0	17.1	27	21	18	10	8

JOHN MABRY

47 JOHN STEVEN MABRY

Outfielder/Third Baseman

Ht: 6-4 **Bats:** Left
Wt: 195 **Throws:** Right

Age: 27

Born: 10/17/70 at Wilmington, Delaware

BECAME CARDINAL: Selected in the sixth round of the June 1991 free-agent draft.

M.L. SERVICE: 3.014



1997 SEASON:

- Saw regular duty at first base and in the outfield until he suffered a fractured jaw when hit by a line drive during batting practice on 8/19. Was on the DL until 9/24.
- Batted .284 but managed just five homers and 36 RBIs after hitting 13 home runs with 74 RBIs in 1996.
- Drove in only two runs after June and hit his last home run on 6/14 vs. CLE, when he homered in both games of a day-night double-header.
- Had a single-game career-high six RBIs on 6/3 vs. COL, including a three-run homer.
- Drove in 17 runs in June.
- Reached base by hit or walk in 30 straight games 5/19-6/21.
- Had a team-best 20-game hitting streak from 5/19 to 6/9 (33-for-79, .418).
- Batted .295 through the All-Star break, including a combined .330 mark (63-191) in May and June.
- Hit all five of his home runs at Busch.
- Played third base during a Winter League stint with the San Juan Senators.

CAREER HIGHLIGHTS:

1991 — Hit .407 with a HR in 7 games vs. Welland...had 4 hits, 3 RBI's on 7/15 vs. Watertown...hit in 10 of 11 games from 7/15 - 7/26 (.429 avg.). Had 10 outfield assists in 46 games at Hamilton...hit .350 in 5 games vs. Macon, Hit in 8 of 9 to finish year at Savannah. Hit .304 for Cards' W.I.L. club.

1992 — Hit in 17 of 19 games from 6/11 - 6/24, and in 13 of 14 from 6/29 - 7/12. Hit .293 with 4 HR's, 19 RBI's in July. Hit a grand slam on 7/10 vs. Madison. Struck out just once every 11.97 plate appearances, good for 3rd in Midwest League...hit .367 vs. Beloit. Recorded 14 outfield assists...had 4 hits, including a HR on 9/2 vs. Burlington...played for Cards' W.I.L. club.

1993 — Named to Texas League All-Star team, following a season in which he led the league in games, finished 2nd in 2B's, TB's and AB's, 3rd in extra-base hits, 4th in hits, and 5th in RBI's...also led the league's outfielders with a .989 fielding percentage, and was tied for 3rd with 15 assists...hit .366 in 10 games vs. El Paso, and hit .345 with 5 HR's in 32 games vs. Tulsa...had a 14 game hitting streak from 5/12 - 5/26. After that streak was

snapped, went on another tear, hitting in 11 of 12 games....promoted to Louisville following the conclusion of the Arkansas season...earned selection to Topps Double-A All-Star team.

1994 – Started and finished the season at Louisville, where he had 125 hits, 30 doubles, 15 homers and 68 RBI in his first season at the AAA level...was recalled by the Cardinals 4/22 when Whiten was placed on DL...played in six games (five starts) in right field...made his big-league debut 4/23 vs. HOU and stroked run-scoring double...had three hits at HOU on 5/1...batted .304 with Cards, with three doubles among seven hits...optioned to Louisville on 5/5.

1995 – Proved to be a pleasant surprise in his first full year at the major league level...led all NL rookies in batting with a .307 mark & missed qualifying for the NL top-10 in batting by just 25 plate appearances...was the first rookie since Bernard Gilkey (1991) to start on Opening Day for the Cards & the first rookie to start at first base since 1975 (K.Hernandez)...his .307 batting mark was the best by a STL rookie first baseman since 1936 when Johnny Mize hit .329...John started 78 of the Cards' final 96 games (58-1B, 8-LF, 12-RF) & batted .319 (95-298) with 19 doubles & 5 HR's in those games...he made a total of 94 starts (65-1B, 10-LF, 19-RF) for the season...hit safely in 27 of his last 32 starts (44-125; .352), raising his BA from .281 to .307...he was 12-for-his last 23 (.522) vs LHP & finished the year with a higher BA vs LHP's (.330) than he did vs RHP's (.299)...didn't hit his first ML home run until 7/3 vs MTL...had a career-best 8-game hit streak from 8/21-29 & homered in 3-straight games from 8/27-29...matched his career high with 4 hits on 8/25 vs COL & added a career-best three RBIs...had one of the Cards' two leadoff homers (8/27 at COL)...was the Cards' top batter at Busch, where he hit at a .324 clip...was an eye-popping .342 batter in day games...when not starting, "Mabes" contributed off the bench, batting .296 (8-27) in the pinch...a natural rightfielder, John was errorless in his 39 games played in the outfield & he was a steady .994 fielder in his team-high 73 games at first base...was named first baseman on Topps All-Rookie team.

1996 – Avoided sophomore jinx, posting career highs for doubles (30), home runs (13) and RBIs (74)...finished the year with a team-leading 161 hits, and was 2nd on the team in batting with a .297 mark...maintained a .300 batting mark as late as August 24 (.301), & carried a .331 batting mark into the All-Star break...finished with 40 multi-hit games, including five games with four or more hits...his 74 RBIs were highest total as a professional...ripped a 2-run HR on 9/4 vs HOU, just his 3rd HR at Busch for the season...produced his fifth 4-hit game of the season 9/1 vs COL, and scored three times...hit a 3-run 1st-inning HR on 7/24 at CIN...had a career-high five hits on 7/6 at PIT, becoming the first Cards' player with five hits in a game since 1994 (Alicea)...14 of his 18 career HR's have come on the road, including 10 in '96...recorded his first career steal 6/14 vs NY...posted a .331 batting mark (92-278) on the road, which ranked among NL top-5 & was a .370 (40-108) batter on artificial turf...John became the 15th Cardinal to hit for the cycle 5/18 at COL, the first since 1964 (Ken Boyer) to do it in order (single, double, triple, homer)...John posted a season-best 10-game hitting streak, 5/12-22...batted higher (.351; 34-97) vs LHP than he did vs righties (.285; 127-446) for the 2nd-straight season...finished the year with a .302 (42-139) BA with runners in scoring position...raised his BA from .220 on April 16 to .331 by the All-Star break...batted .366 (34-93) in May & .337 (32-95) in June...was third in batting among NL first basemen behind Grace & Bagwell...finished out strong in Sept., batting .308 (24-78) for the month...John grounded into a team-high 21 double plays, the 3rd highest total in the NL...led the team in games played with 151...33 of his 37 walks came vs RHP...ranked 4th among NL first basemen in fielding pct. (.994) and went errorless in 14 games in the outfield...had an RBI and three hits 10/5 at SD in finale of three-game Division Series sweep...scored tying run after Cards had trailed 4-1...that triggered seven-game postseason hitting streak during which "Mabes" batted .346 (9-26)...scored first run of another comeback victory, 10/13 vs ATL in fourth game of N.L. Championship Series.

MISC: Attended West Chester (Pa.) University, where he played baseball. 1988 graduate of Bohemia Manor (Md.) High School. Played football, baseball and basketball in high school. Enjoys hunting and fishing...resides in Chesapeake, Md...was named Cardinals Rookie of the Year for 1995 by the St. Louis chapter of the BBWAA and by Hamilton Jewelers.

MABRY — COMPLETE RECORD

Year	Club	AVG.	G	AB	R	H	2B	3B	HR	RBI	BB	SO	SB
1991	Hamilton	.310	49	187	25	58	11	0	1	31	17	18	9
	Savannah	.233	22	86	10	20	6	1	0	8	7	12	1
1992	Springfield	.263	115	438	63	115	13	6	11	57	24	39	2
1993	Arkansas	.290	*136	528	68	153	32	2	16	72	27	68	7
	Louisville	.143	4	7	0	1	0	0	0	1	0	1	0
1994	Louisville	.262	122	477	76	125	30	1	15	68	32	67	2
	St. Louis	.304	6	23	2	7	3	0	0	3	2	4	0
1995	St. Louis	.307	129	388	35	119	21	1	5	41	24	45	0
	Louisville	.083	4	12	0	1	0	0	0	0	0	0	0
1996	St. Louis	.297	151	543	63	161	30	2	13	74	37	84	3
1997	St. Louis	.284	116	388	40	110	19	0	5	36	39	77	0
MAJOR TOTALS		.296	402	1342	140	397	73	3	23	154	102	210	3

* Led league.

MABRY — DIVISION SERIES RECORD

Year	Club/Opp.	AVG.	G	AB	R	H	2B	3B	HR	RBI	BB	SO	SB
1996	St.L. vs S.D.	.300	3	10	1	3	0	1	0	1	1	1	0

MABRY — LEAGUE CHAMPIONSHIP SERIES RECORD

Year	Club/Opp.	AVG.	G	AB	R	H	2B	3B	HR	RBI	BB	SO	SB
1996	St.L. vs Atl.	.261	7	23	1	6	0	0	0	0	0	6	0

MABRY — CAREER PINCH-HITTING

	AVG.	AB	H	HR	RBI
1997	.000	4	0	0	0
CAREER	.242	33	8	0	1

MABRY — CAREER FIELDING (OUTFIELD)

Year	G	PO	A	E	TC	DP	PCT.
1994	6	16	0	0	16	0	1.000
1995	39	57	5	0	62	2	1.000
1996	14	12	0	0	12	0	1.000
1997	78	109	8	0	117	1	1.000
TOTALS	137	194	13	0	207	3	1.000

MABRY — CAREER FIELDING (FIRST BASE)

Year	G	PO	A	E	TC	DP	PCT.
1995	73	595	53	4	652	63	.994
1996	146	1170	76	8	1254	107	.994
1997	49	346	22	1	369	33	.997
TOTALS	268	2111	151	13	2275	203	.994

MABRY — CAREER TRANSACTIONS

- Selected by St. Louis Cardinals in the sixth round of June 1991 free-agent draft.
- On St. Louis disabled list, August 19 to September 23, 1997.



ELI MARRERO

26 ELIESER MARRERO
Catcher

Ht: 6-1 Bats: Right
Wt: 180 Throws: Right

Age: 24

Born: 11-17-73 at Havana, Cuba

BECAME CARDINAL: Selected in the third round of the June 1993 free-agent draft.

M.L. SERVICE: 0.027

1997 SEASON:

- Rookie catcher earned a late-season trial after putting together an All-Star season at Class-AAA Louisville. Led Louisville in home runs (20) and RBIs (68) and was named to the American Association's postseason All-Star team.
- Was recalled from Louisville on 9/2 and batted .244 with two homers and seven RBIs in 17 games with the Cardinals.
- Made his major league debut on 9/3 vs. CWS. Went 2-for-4, with a double in his first at-bat.
- Hit his first big-league homer on 9/18 at CHI.
- His game-winning homer in the 11th inning on 9/19 at PIT was his second homer in as many games.
- Was 2-for-4 with two steals and two RBIs on 9/14 vs. SD.
- Had a sacrifice fly in the ninth inning vs. CIN on 9/25.
- At Louisville, had a team-high 20 homers and 68 RBIs.
- Gunned down 38 percent (35 of 91) of would-be base-stealers at the Class-AAA level and 36 percent (five of 14) at St. Louis. Led American Association catchers with 750 total chances, 675 putouts and 68 assists.

CAREER HIGHLIGHTS:

1993 – Reported to Johnson City after being selected in the third round of the June draft...hit .533 in five games vs. Kingsport...batted .392 in games as a catcher but only .200 as a DH.

1994 – Ranked second in homers (21), third in RBIs (79) and eighth in runs (71) among Cards' minor leaguers...led SAL catchers in games played (105), and putouts (804)...named to SAL All-Star team and hit a home run in the contest...had a 15-game hitting streak in April (20-55, .346) and a 12-game hitting streak in July (18-46, .391)...had a .463 slugging average and a .328 on-base average... hit .313 in the Winter Instructional League.

1995 – Ranked 10th among Cards' minor leaguers with 55 RBIs at St. Petersburg...hit all 10 of his home runs and drove in 41 runs prior to June 27...played for Cards' Winter Instructional League club and batted .340 with a club-leading three homers and 15 RBIs...played for West Oahu in the Hawaiian Winter League and batted .272 with four home runs and 21 RBIs.

1996 – Named to the Texas League All-Star team in first season at Class-AA Arkansas...shared the team lead and tied for second in the farm system with 19 home runs...ranked second at Arkansas with 65 runs and third with a .270 average...committed only three errors in 107 games behind the plate and threw out 43 percent (36-84) of runners trying to steal...hit .424 (14-33) vs. El Paso...popped seven homers and collected 27 RBIs in 32 games vs. Jackson...played 53 straight errorless games 4/18 - 6/28...hit .329 (27-82) with 21 RBIs in May...hit safely and drove in a run in seven consecutive games, 5/1-9, batting .615 (16-26) and slugging 1.077 with three doubles, three homers and 12 RBIs...began the streak with back-to-back three-RBI games 5/1 and 5/2 vs. Jackson...ended it with back-to-back four-hit efforts 5/8 and 5/9 at El Paso...his three-run homer gave Travs a 3-2 win 6/25 at Jackson...finished the season with 47 consecutive errorless games, from 7/1 forward...hit .299 with six homers and 15 RBIs in August...delivered an 11th-inning sacrifice fly for 2-1 victory 7/13 at San Antonio...tallied season highs of two homers and four RBIs 8/26 at Jackson.

MISC: Graduated in 1993 from Coral Gables H.S. in Miami...played baseball and was named first-team all-state and all-Dade County...enjoys fishing, basketball and

volleyball...was signed by Cardinals scout John DiPuglia...wife's name is Marisol...they have a son, Eli Alexander...named Baseball's "One to Watch" for 1998 by The Sporting News.

MARRERO — COMPLETE RECORD

Year	Club	AVG.	G	AB	R	H	2B	3B	HR	RBI	BB	SO	SB
1993	Johnson City	.361	18	61	10	22	8	0	2	14	12	9	2
1994	Savannah	.261	116	421	71	110	16	3	21	79	39	92	5
1995	St. Petersburg	.211	107	383	43	81	16	1	10	55	23	55	9
1996	Arkansas	.270	116	374	65	101	17	3	19	65	32	55	9
1997	Louisville	.273	112	395	60	108	21	7	20	68	25	53	4
	St. Louis	.244	17	45	4	11	2	0	2	7	2	13	4
MAJOR TOTALS		.244	17	45	4	11	2	0	2	7	2	13	4

WILLIE McGEE

51 WILLIE DEAN McGEE

Outfielder

Ht: 6-1 **Bats:** Both
Wt: 185 **Throws:** Right

Age: 39

Born: 11-2-58 at San Francisco, California.

BECAME CARDINAL: Signed as a minor-league free agent, December 15, 1995.

M.L. SERVICE: 15.065



1997 SEASON:

- Had 16 pinch-hits to lead the team for the second straight season. Among N.L. pinch-hitters, ranked fourth in hits and 10th in average (.314).
- Over the course of the season, "hit for the cycle" in the pinch with eight singles, five doubles, two triples and one home run.
- Collected his 2,000th N.L. hit on 8/20 at MTL.
- Hit two game-winning home runs during the season: a pinch-hit ninth-inning shot vs. MTL in the home-opener on 4/8, and a 10th-inning drive on 7/2 vs. MIN.
- Batted .344 (31-90) over his last 29 games, including a pair of three-hit games and a four-hit effort.
- Had two four-hit games during the season: 6/28 at CIN (with three RBIs) and 9/27 vs. CHI (with a season-best four RBIs and two steals).
- Lifted Cards to victory on 8/29 at KC with a bases-loaded triple, moving into seventh place on the Cardinals' all-time triples list (82).
- Beat out an infield single to record the game-winning hit at KC on 8/31.
- Tallied 12 of his 90 hits against the Expos, batting .462 against them.
- Batted .336 at Busch, .380 in June, .303 before the All-Star break and .297 after it.
- Was disabled 7/13-7/29 due to strained left side.

CAREER HIGHLIGHTS:

1977 — Chosen by New York Yankees in first round of the secondary phase of January free agent draft and signed by Yankees' scout Wayne Morgan.

1978 — Spent the season at Fort Lauderdale, where he stole his minor league high of 25 bases.

1979 — Opened season at AA, but was returned to A mid-way through season...his .318 average was third highest in Florida State League.

1980 — Was twice on the disabled list at AA.

1981 — Third in Southern League with .322 batting average...named to Howe News Bureau post-season All-Star team.

1982 — Called up from Louisville to replace injured David Green in May and surprised

many by earning the starter's role in centerfield after only 13 career games at AAA...proceeded to storm the big leagues by hitting in the .300 area all season...his .296 final average was the highest mark posted by a rookie in the National League...overall performance had the upstart McGee under consideration for NL Rookie of the Year honors...finished third in the balloting and was named to the Topps All-Rookie Team...first major league home run was a grand slam against ATL on 7/20 at Busch Stadium...notched an inside-the-park home run on 9/27 in MTL as Cards clinched East title...made his presence known to the world in game #3 of the World Series when he connected for his first hit of the Series, a three-run homer...he hit a second home run later in the game to set a World Series record for home runs by a rookie in one game...he also made two spectacular leaping catches to rob the Brewers of home runs in the game...tied a World Series record for outfielders with 24 putouts in the Series...he also set a record for the highest fielding average in a 7-game series with most chances accepted...he handled 24 chances flawlessly...established L.C.S. record for triples, with 2 in game #3 vs ATL.

1983 – Elected to play on the National League's All-Star Team and also earned a Gold Glove...led the Cardinals in hits and at-bats; was second in runs, triples, RBI, GWRBI, and stolen bases, and was third in games played...19-game hitting streak (33-81; .407) was the longest by a Cardinal since Ted Simmons hit in 19 straight in 1975...at one point he was successful on 17 consecutive steals...picked up his second career inside-the-park home run on 5/15, against MTL...started the season on the disabled list with a slight separation of his right shoulder after he ran into the wall chasing a fly ball at Al Lang Stadium during a 3/28 intra-squad...he was activated on 4/18.

1984 – Led the club in 5 offensive categories: average, at-bats, runs, hits and triples...had a club high 50 multiple hit games, including a career high 5-hit game 9/5 vs PHI...hit for the cycle 6/23 at CHI, became the first National Leaguer to accomplish the feat since Mike Easler did it in 1980 while with the Pirates and the first Cardinal to do so since Lou Brock on 5/27/75...in game also had a personal high 6 RBI...finished 9th in the league in stolen bases (43) and 4th in triples (11)...placed on the 15-day disabled list 7/17, retroactive to 7/12, with a torn right hamstring...returned showing no ill effects and batting over .300 the last 3 months of the season...37 of 166 hits were infield hits (22%)...had multiple steal games 5 times.

1985 – In winning National League MVP had one of the finest seasons recorded in the past 15 years...league leader in batting average, hits and triples and among the top 7 in 6 offensive categories...accomplished all of this despite only starting 5 of St. Louis' first 16 games, due to hamstring injuries...drove in 5 runs with 3 hits, including 3-run homer, in 14-0 Redbird win 5/20 vs ATL...equalled career high of 3 steals two times, 5/21 vs ATL and 7/11 vs SD...hit in 11 straight games from 5/19 - 5/31 (18-47; .383) and matched that streak from 8/10 - 8/23 (25-for-44; .568)...dramatically tied game with ninth-inning home run at NY on 9/12...singled to start Cardinal rallies and scored tying runs in consecutive St. Louis come-from-behind 9th and 8th inning victories on 9/22 and 9/23...played prominent role in L.C.S. Game #6 victory that sent St. Louis to World Series...down 4-1 entering seventh inning, McGee singled in two runs and came around to score tying run...trailing 5-4 with one out in the ninth, singled, again stole second and scored on Jack Clark's three-run homer...then had the pleasure of settling under Pedro Guerrero's fly ball to center for third out in the bottom of the ninth that uncorked the champagne...went 7-for-19; .368 with at least one hit in each of first five World Series games...followed season with a slew of post-season awards...named to The Sporting News and UPI NL All-Star teams...Sporting News NL Player of the Year...received 14 of 24 first place votes in winning BBWAA National League MVP...voted to first Silver Slugger Team and won his second Gold Glove...started 145 games in centerfield...had 56 multiple hit games and 15 multi-RBI...stole 56 of 72 attempts for 78% success rate...teamed with Vince Coleman to steal most bases ever by two teammates...their 166 combined SBs topped each NL club's entire team with the exception of MTL and CHI...5 hits and 2 triples in a game each tied game highs in the NL season...became only the second switch-hitter to win a NL batting title, joining Pete Rose...registered highest batting average ever by NL switch-hitter, eclipsing .348 mark set by Rose in '69 and Frisch in '23...became first NL player to have more than 215 hits since Rose had 230 in 1973...33 point margin over Pedro Guerrero and Tim Lincecum for league batting championship was 9th widest margin in NL history...Sports Illustrated's and National League's Player of the Week, June 3-9 as he went 15-for-27; .556...NL Player of the Month (August).

1986 – Suffered through an injury plagued season that saw him have three occurrences of a hamstring pull in his right leg and a season ending left knee injury that required off-season surgery...all told, missed 39 games due to injuries and had his skills limited in numerous areas...had a hit in 11 of 12 games (18-for-53; .340) from 5/6 - 5/20...included in that stretch was a four-hit performance on 5/8 vs SD...registered his 50th career triple, 6/7 vs CHI...went on offensive tear from 7/10 - 7/23, hitting in 10 of 11 (15-for-41; .366)...had his second career and first regular season two-home run game on 7/21 vs SF, homering off Steve Carlton in first and fourth inning...first inning shot went into upper deck in left field above Stadium Club...the two homer game was the first by a Redbird at Busch Stadium

since 9/25/83...on 7/23 vs SF had first hamstring injury, rounding second base while legging out a triple...did not play again until 8/1 and reinjured hamstring next day at PIT making a ninth inning shoestring catch...was placed on 15-day disabled list 8/3 and did not return to lineup until 8/27...on 8/29 vs CIN stole his 175th career base moving him into fifth place on the Cardinals' all-time stolen base list...had third siege with hamstring injury on 9/7 vs HOU when he went from first to third on a single...was out of the regular lineup until 9/13...had big day at plate 9/14 vs MTL, going 4-for-5 with a homer, three runs scored, two RBI and a stolen base...knocked out 100th career double on 9/27 vs CHI...on 10/4 at CHI suffered left knee injury that ended his season...in second inning of game aggravated early season knee injury by diving for bloop fly ball and then further strained knee with sixth inning slide into second base...underwent arthroscopic surgery on 10/13 to repair torn cartilage on the outside part of left knee...reached base by hit or walk in 97 of 124 (78%) games...all seven of his homers came at Busch Stadium...tied for fifth in NL in triples (7)...led league's outfielders in fielding percentage (.991) and won third Gold Glove for fielding excellence.

1987 – Rebounded from off-season knee surgery to provide the Cardinals with a productive fifth place hitter...did not start the beginning of the year due to knee, but made appearances in late innings before getting his first start on 4/11...had a bases-loaded triple that sparked Cards to an 8-4 win over PIT on 4/13...was 2-for-4 with 2-run homer in 4-2 win over NY on 4/19...after spending much of his career as #2 hitter, McGee adjusted well to pre-season move to the #5 slot...produced a career-high 105 RBI and reached the 100-RBI plateau for the first time in his career...Willie set Cardinal club record for RBI by a centerfielder surpassing old mark of 101 by Buster Adams in 1945...drove in his 100th run with triple off the center field wall in 1st inning of 9/16 contest at PIT...finished among NL leaders in RBI (105), hits (177), and triples (11)...set a new career high with 11 home runs surpassing his old mark of 10 HR in 1985...had a career high 59 extra base hits (37 2B, 11 3B, 11 HR)...belted his 7th career homer against SF on 5/12, the most homers against any NL team for McGee...was 3-for-4 with 4 RBI and HR #5 on 6/7 at CHI...was selected to the NL All-Star team for the third time in his career...his two-out, two-strike single kept alive Cards' 6-4 come-from-behind win over NY on 9/11...made debut at shortstop on 8/7 at PHI in mop-up role (1-putout, 1-assist)...moved into fourth place on the Cardinals all-time steal list with 197 stolen bases...jammed his left thumb when he crashed into outfield wall on 9/30 and sat out the remaining four games of the season...led the NL with 24 GIDP and only walked once every 25.83 at-bats...led the club with 269 total bases in '87...led Cardinal outfielders in putouts (353) and total chances (369) and was second to Vince Coleman with 9 assists...his .981 fielding percentage equalled Curt Ford for tops among Redbird outfielders with 50 or more games played...was third in NL putouts among outfielders (E. Davis, 380; M. Thompson, 354)...had a fine post-season, batting .340 (18-for-53) with 6 RBI...made a spectacular running catch to rob Giants' Jose Uribe of an extra base hit in the 2nd inning of NLCS Game #6...catch kept Giants from scoring, and the Cards held on for 1-0 victory...had hits in 6 of the 7 World Series games and had four multi-hit games during the Series...was 6-for-11; .545 batting righthanded in W.S. games...was 6-for-15; .400 in Series games at the Metrodome.

1988 – The switch-hitting outfielder raised his batting average for the second straight season and ranked 9th in the NL with his .292 mark...finished 8th in the league with 164 hits...McGee's .292 BA and 164 hits were tops among senior circuit switch-hitters...his .301 batting mark in road games ranked third among NL batters...was 5th in the league with 49 multiple-hit games...led the club with 12 three-hit games and 3 four-hit contests...was second among Cards' batters with 33 infield hits...batted .365 in June (42-for-115) and hit in 21 of 27 games during the month...had RBI in 6-straight games, 6/23 - 6/28 (8 RBI)...his 42 hits in June led M.L....had two 9-game hit streaks (4/23 - 5/2 & 5/7 - 5/15)...finished second on the club with 24 doubles, 6 triples and 9 GWRBI...swiped 41 bases after having just 16 in 1987, and ranked 8th among NL base burglars...was 41-for-47 (87%) in steal attempts, ranking fourth in the NL in steal percentage...moved into 9th on the Cardinals' all-time triples list with his 6 three-baggers in '88 (69 career)...collected his 1,000th career hit 4/26 at SD with 6th inning double...batted .290 LH with all three of his homers coming against right-handed pitchers...finished 4th among NL outfielders with 348 putouts...had 9 assists for the third straight season...of his 9 errors, only one was throwing...made 135 starts in CF and was used primarily in the #3 slot in the batting order (91 starts)...equalled his career-high with three stolen bases 7/29 at MTL...it was the fourth time that he had swiped three bases in a game...he and Coleman were only Cards to do so in '88...was named to the NL All-Star team for the second straight season and the fourth time overall...was sidelined from 8/26 - 9/16 with a strained muscle in his left side...batted .340 (16-for-47) after returning to the lineup...registered his 200th career steal on 5/2 at SF and became just the 5th Cardinal to ever record 200 career stolen bases...reduced his GIDP total of 24 in '87 to just 10...tied Coleman for 2nd on the club with 209 total bases...played for the Major League All-Star team that toured Japan during the off-season and batted .375 (6-for-16).

1989 – His eighth big league season was a trying one...endured several injuries that

limited his playing time to just 58 games...belted his first homer of the year 4/5 vs NY...it was his first RH homer since 1987...reached base safely in 7 of first 9 plate appearances...suffered first setback 4/8 when he pulled muscles in his left side...played just 5 games from then until 5/9...missed starting assignment for 27 games...returned to starting lineup 5/9 vs SF...played in 1,000th career game 5/21 at ATL and was 3-for-5 with 2 RBI...was sidelined 6/3 with a sore left wrist...was placed on 15-day D.L. 6/17 due to wrist injury...wrist was placed in a cast 6/19...began injury rehab at Louisville on 7/8...was on rehab 7/8 - 7/16; batted .407 in 8 games...reinstated on the active roster 7/18...started out 7-for-28; .250 in 7 games after coming off D.L....pulled left hamstring running to first on 7/25 vs CHI...was placed on 15-day D.L. 7/26...was reinstated 8/14...was 3-for-5 in 3rd start after returning from the D.L., 8/25 at HOU...belted 3rd home run of the season 8/27 at HOU...was his 1st career HR in the Astrodome...batted .385 (10-for-26) the week of 8/28 - 9/3...suffered another pulled left hamstring while running the bases 9/3 vs HOU...made pinch-hit appearance 9/10 at CHI...was back in starting lineup 9/11 vs PIT...strained his hamstring on 9/21 while trying to make a catch in the outfield and did not play for remainder of season...15 of Willie's 47 hits (32%) went for extra bases...was 9th on Cards' all-time triples list with 71...equalled his '88 home run total in 363 fewer at-bats...has 49 career round-trippers...had a .402 slugging percentage and .326 on-base percentage when batting LH...hit in 7-straight games 8/27 - 9/3, before being felled by injury...batted .313 (5-for-16) vs NY...had 5 RBI in seven games vs ATL.

1990 - Became first player in history to win batting title in one league after being traded to a team in the other...hit .335 with the requisite number of plate appearances accrued before 8/29 trade to OAK...hit over .320 in four of five months with STL...was ninth in NL with 53 multi-hit games and .382 on-base percentage, and tied for 10th with 32 doubles...led league with 3.29 groundballs for every flyball...hit .318 (48-151) with runners in scoring position, 10th in league...had three RBI 4/9 vs MTL in 11-inning Opening Night win...had season-high four hits 4/23 vs PIT, highlighting nine-game hit streak 4/21 - 4/29 (.389; 14-36)...swiped two bases in each of back-to-back games 6/16 & 6/17 vs MTL...hit in career-high 22 straight games 7/5 - 8/1, batting .419 (36-86) and slugging .558...had 11 multi-hit games, three with three hits, during streak...reached base in 31 straight, at a .448 clip, thru 8/10...scored from first base on wild pickoff throw in A's debut, 8/31 vs TEX...posted 10-game hit streak, 9/7 - 9/16, and .354 average (17-48) during it...highlight of streak came 9/9 at NYY with three hits and four RBI...had two hits and scored twice in second game of A's ALCS four-game sweep vs BOS...appeared in all four games of World Series vs CIN.

1991 - Recorded third .300 season at bat, finishing fourth in NL at .312, and was tops with .345 road average...had great year in clutch situations, second with any runners on base at .339 and fifth with RISP average of .343...with nearly four groundballs to each fly, again led league...had three hits twice in first five games: 4/11 at SD and 4/13 at HOU, pushing average over .300 to stay for season...homered in back-to-back games, 4/27 and 4/28, at LA...hit in 19 consecutive games 5/26 - 6/15, batting .392 (29-74)...popped eighth-inning homer to win game 6/14 vs PIT...after starting 66 of first 75 games, suffered pulled muscle in right rib cage during early batting practice 7/2...sat out six games before All-Star break, then had one at-bat 7/11 at PHI before going on DL...hit .500 (5-10) in four games of rehabilitation stint at Class AAA Phoenix of Pacific Coast League before returning 8/1...moved to right, with rookie Darren Lewis now in center, and made 42 starts there...completed 5,000th at-bat 8/12 vs ATL...single 8/25 vs PIT was 1,500th career hit...hit .383 (31-81) over 20 games, 9/6 - 9/26, and had hitting streaks of eight and 11 games in the final month...this stretch included season-high four hits 9/15 vs SD.

1992 - Continued to be solid situational hitter, leading NL with .351 average with any runner on base, placing sixth in RISP situations at .337, and hitting .419 (13-31) on full counts...once more led league with 3.61 grounders per fly and paced team with 38 infield hits...in first full season as regular right fielder, finished fourth in NL with 11 assists...tallied three hits 4/30 vs STL to start 11-game stretch during which he hit .533 (16-30)...having appeared second, third, fifth and sixth in lineup over first two months, batted leadoff for first time 6/12 at HOU and banged out four hits...three more hits next day pushed average to .337 while he claimed 300th career stolen base...had three hits and only homer of season 7/25 at PHI...matched season high with four hits 8/18 vs CHI, triggering 11-game hit streak through 8/29, during which he hit .378 (17-45).

1993 - Batted .301, recording fourth .300-plus season...opened season as leadoff hitter, but after sluggish start, moved to sixth 5/16...from that spot in order, hit .327 (84-257) with 30 RBI in 50 appearances as team went 36-14...hit safely in 14 consecutive starts, 5/18 - 6/3, and then in another 11, 6/8 - 6/29, 25 of 27 in all at a .432 rate (41-95)...highlighted stretch with four hits 6/21 vs SD and three RBI 6/25 vs COL...equalled both of those season highs 7/5 at MTL...over 41 games through 7/10, hit .406 (52-128), before going on DL...disabled 7/14, retroactive to 7/11, with upper back inflammation, missing 14 games until 7/30 reactivation...drove in 16 runs in 23 games, 8/1 - 8/29...with average at .298 and under .300 for first time since 5/23, went 11-for-20 (.550) over six games, 9/22 - 9/27.

1994 – Hit in six straight games, 4/13 - 4/18, and in 11 of 13 through 5/2, batting .386 (17-44)...drove in eight runs in first 10 games of stretch...capped it with three-hit performance 5/2 at NY, raising season average to .319...equalled season high with six-game hit streak, 5/9 - 5/15 (.417; 10-24)...highlight of streak was 5/13 vs CIN, when he collected three hits, including a homer, and knocked in three runs, pushing career RBI tally to 700...had second three-RBI game of year 5/30 vs ATL...with .282 average and 23 RBI in 45 games, injury interrupted another solid season...suffered torn achilles tendon, placed on DL 6/8, and did not return to action.

1995 – Signed with Class AAA Pawtucket of International League 6/6, went 10-for-21 (.476) and scored nine runs in five games, and purchased by Red Sox 7/5...hit .285 in 67 games and returned to postseason for first time in five seasons...scored winning run 7/7 at MIN after leading off ninth with pinch single and stealing second...had three hits 7/18 vs KC and threw out runner at plate, first of seven assists in 64 appearances...followed that with four hits 7/19 at CWS, pushing average to .405 (15-37) in 12 appearances...batted .367 (18-49) during 12-start hitting streak 7/26 - 8/21...stole 325th base and turned flyball double play 8/29 vs SEA, third of four August assists...had three hits and two RBI and scored twice 9/6 vs OAK...saw action in two games of AL Division Series vs CLE, contributing eighth-inning RBI in third and final game.

1996 – St. Louis favorite returned to the Mound City for the first time since 1990, and it was as if he'd never left...finished with a .298 BA, including a .350 mark (14-40) in the pinch...led the club with his 14 pinch hits & pinch-RBIs (nine)...tied a season-high with four hits and had three RBI, including the game-winner that scored O.Smith in the 10th inn. on 9/2 vs HOU...keyed win 8/26 at HOU with three hits, including a game-tying 2-run HR...singled on 8/8 vs SF for his 2,000th career hit...made his first career start at first base 7/26 vs MTL...played six games at 1B, including three starts, and was errorless in 27 chances...Willie started 60 games in the OF...hit 2-out, 2-run pinch-triple 7/2 vs CIN to tie game 2-2 in the 7th...had 4 RBIs on 6/22 at MTL...also had a season-high four hits 6/5 at SD...tied STL club record for RBIs in an inning (Hafey-1930) with 5 in the 8th on 5/9 vs SF...four of those ribbies came on his 2nd career grand slam...batted .336 (44-131) with runners on base & .340 (49-144) at Busch...tied 4/23 game at MTL with a 2-out, bases-loaded pinch-hit double that cleared the bases...homered & had three RBIs in season opener 4/1 at NY...closed out the month of June with a .317 BA, after batting .353 (18-51) for the month...had a torrid finish to the season, batting .432 (16-37) in Sept. despite playing with a chip fracture to his right index finger...became the 11th Cardinal to take part in four postseasons with his Division Series opening-game start 10/1 vs SD...drove in the first run of Game Two, 10/3 vs SD...joined shortstop Ozzie Smith as the only members of all four Redbird N.L. Championship Series squads...with five hits against the Braves, Willie assumed the club's LCS hit record with 24, tying the record in the third game and breaking it in Game Four, 10/14 vs ATL...he also set club LCS marks of 22 games, 20 starts, 80 at-bats, 83 plate appearances, 18 singles, and a .438 slugging percentage and extended his total-base record tally to 35...he added to another mark with his eighth multi-hit game, collecting two hits in Game Six 10/16 at ATL.

MISC: Graduated from Harry Ellis H.S., Richmond, California, in 1976...attended Diablo Valley Junior College and was a member of 1977 state championship baseball team...played Little League, Babe Ruth and American Legion baseball...one of six children...father is a deacon in the Pentecostal Church...married to the former Vivian Manyweather, they have four children: Nanuashika (11/6/82), Jessica (6/5/87), Whitney (3/19/90) and Virginia...he makes his off-season home in Hercules, California.

McGEE — COMPLETE RECORD

Year	Club	AVG.	G	AB	R	H	2B	3B	HR	RBI	BB	SO	SB
1977	Oneonta	.236	65	225	31	53	4	3	2	22	13	65	13
1978	Fort Lauderdale	.251	124	423	62	106	6	6	0	37	50	78	25
1979	West Haven	.243	49	115	21	28	3	1	1	8	13	17	7
	Fort Lauderdale	.318	46	176	25	56	8	3	1	18	17	34	16
1980	Nashville	.283	78	223	35	63	4	5	1	22	19	39	7
1981	Nashville	.322	100	388	77	125	20	5	7	63	24	46	24
1982	Louisville	.291	13	55	11	16	2	2	1	3	2	7	5
	St. Louis	.296	123	422	43	125	12	8	4	56	12	58	24
1983	St. Louis	.286	147	601	75	172	22	8	5	75	26	98	39
	Arkansas**	.276	7	29	5	8	1	1	0	2	4	6	1
1984	St. Louis	.291	145	571	82	166	19	11	6	50	29	80	43
1985	St. Louis	.353	152	612	114	*216	26	*18	10	82	34	86	56
1986	St. Louis	.256	124	497	65	127	22	7	7	48	37	82	19
1987	St. Louis	.285	153	620	76	177	37	11	11	105	24	90	16
1988	St. Louis	.292	137	562	73	164	24	6	3	50	32	84	41

McGEE — COMPLETE RECORD, Continued

1989	St. Louis	.236	58	199	23	47	10	2	3	17	10	34	8
	Louisville**	.407	8	27	5	11	4	0	0	4	3	4	3
1990	St. Louis	.335	125	501	76	168	32	5	3	62	38	86	28
	Oakland	.274	29	113	23	31	3	2	0	15	10	18	3
1991	San Francisco	.312	131	497	67	155	30	3	4	43	34	74	17
	Phoenix**	.500	4	10	4	5	1	0	0	1	3	1	2
1992	San Francisco	.297	138	474	56	141	20	2	1	36	29	88	13
1993	San Francisco	.301	130	475	53	143	28	1	4	46	38	67	10
1994	San Francisco	.282	45	156	19	44	3	0	5	23	15	24	3
1995	Pawtucket	.476	5	21	9	10	0	0	0	2	0	4	2
	Boston	.285	67	200	32	57	11	3	2	15	9	41	5
1996	St. Louis	.307	123	309	52	95	15	2	5	41	18	60	5
1997	St. Louis	.300	122	300	29	90	19	4	3	38	22	59	8
ST. LOUIS TOTALS		.298	1409	5194	708	1547	238	82	60	624	282	817	287
N.L. TOTALS		.299	1853	6796	903	2030	319	88	74	772	398	1070	330
A.L. TOTALS		.281	96	313	55	88	14	5	2	30	19	59	8
MAJOR TOTALS		.298	1949	7109	958	2118	333	93	76	802	417	1129	338

* Led league.

** Injury rehabilitation assignment.

McGEE — DIVISION SERIES RECORD

Year	Club/Opp.	AVG.	G	AB	R	H	2B	3B	HR	RBI	BB	SO	SB
1995	Bos. vs Cle.	.250	2	4	0	1	0	0	0	1	0	2	0
1996	St.L. vs S.D.	.100	3	10	1	1	0	0	0	1	1	3	0
D.S. TOTALS		.143	5	14	1	2	0	0	0	2	1	5	0

McGEE — LEAGUE CHAMPIONSHIP SERIES RECORD

Year	Club/Opp.	AVG.	G	AB	R	H	2B	3B	HR	RBI	BB	SO	SB
1982	St.L. vs Atl.	.308	3	13	4	4	0	2	1	5	0	5	0
1985	St.L. vs L.A.	.269	6	26	6	7	1	0	0	3	3	6	2
1987	St.L. vs S.F.	.308	7	26	2	8	1	1	0	2	0	5	0
1990	Oak. vs Bos.	.222	3	9	3	2	1	0	0	0	1	2	2
1996	St.L. vs Atl.	.333	6	15	0	5	0	0	0	0	0	3	0
N.L.C.S. TOTALS		.300	22	80	12	24	2	3	1	10	3	19	2
A.L.C.S. TOTALS		.222	3	9	3	2	1	0	0	0	1	2	2
L.C.S. TOTALS		.292	25	89	15	26	3	3	1	10	4	21	4

McGEE — WORLD SERIES RECORD

Year	Club/Opp.	AVG.	G	AB	R	H	2B	3B	HR	RBI	BB	SO	SB
1982	St.L. vs Mil.	.240	6	25	6	6	0	0	2	5	1	3	2
1985	St.L. vs K.C.	.259	7	27	2	7	2	0	1	2	1	3	1
1987	St.L. vs Minn.	.370	7	27	2	10	2	0	0	4	0	9	0
1990	Oak. vs Cin.	.200	4	10	1	2	1	0	0	0	0	2	1
W.S. TOTALS		.281	24	89	11	25	5	0	3	11	2	17	4

McGEE — ALL-STAR GAME RECORD

Year	Club	AVG.	G	AB	R	H	2B	3B	HR	RBI	BB	SO	SB
1983	National	.500	1	2	0	1	0	0	0	0	0	0	0
1985	National	.500	1	2	0	1	1	0	0	2	0	0	0
1987	National	.000	1	4	0	0	0	0	0	0	0	0	0
1988	National	.000	1	2	0	0	0	0	0	0	0	0	0
ALL-STAR TOTALS		.200	4	10	0	2	1	0	0	2	0	0	0

McGEE — SWITCH-HITTING RECORD

Year		AVG.	AB	H	2B	3B	HR	RBI	BB	SO
1982	LH	.305	305	93	11	5	2	38	6	30
	RH	.274	117	32	1	3	2	18	6	28
1983	LH	.287	442	127	18	5	3	51	22	53
	RH	.283	159	45	4	3	2	24	4	45
1984	LH	.296	412	122	15	7	1	31	22	51
	RH	.277	159	44	4	4	5	19	7	29
1985	LH	.356	402	143	14	11	3	48	24	35
	RH	.348	210	73	12	7	7	34	10	51
1986	LH	.258	298	77	15	4	2	28	22	42
	RH	.251	199	50	7	3	5	20	15	40
1987	LH	.284	412	117	21	6	5	64	16	55
	RH	.288	208	60	16	5	6	41	8	35
1988	LH	.290	365	106	16	4	3	36	24	50
	RH	.294	197	58	8	2	0	14	8	34
1989	LH	.287	122	35	9	1	1	7	6	19
	RH	.156	77	12	1	1	2	10	4	15
1990 (NL)	LH	.336	304	102	21	3	1	40	29	49
	RH	.335	197	66	11	2	2	22	9	37
1990 (AL)	LH	.282	85	24	3	1	0	10	9	12
	RH	.250	28	7	0	1	0	5	1	6
1991	LH	.300	343	103	19	3	2	23	24	50
	RH	.338	154	52	11	0	2	20	10	24
1992	LH	.305	315	96	14	0	0	24	25	52
	RH	.283	159	45	6	2	1	12	4	36
1993	LH	.293	331	97	19	1	3	33	31	46
	RH	.319	144	46	9	0	1	13	7	21
1994	LH	.282	110	31	2	0	3	16	12	18
	RH	.283	46	13	1	0	2	7	3	6
1995	LH	.243	115	28	5	1	0	6	6	25
	RH	.341	85	29	6	2	2	9	3	16
1996	LH	.312	221	69	10	1	2	28	16	39
	RH	.295	88	26	5	1	3	13	2	21
1997	LH	.312	205	64	13	3	2	26	15	38
	RH	.274	95	26	6	1	1	12	7	21
ST. LOUIS	LH	.302	3488	1055	163	50	25	397	202	461
TOTALS	RH	.288	1706	492	75	32	35	227	80	356
N.L.	LH	.301	4587	1382	217	54	33	493	294	627
TOTALS	RH	.293	2209	648	102	34	41	279	104	443
A.L.	LH	.260	200	52	8	2	0	16	15	37
TOTALS	RH	.319	113	36	6	3	2	14	4	22
CAREER	LH	.300	4787	1434	225	56	33	509	309	664
TOTALS	RH	.295	2322	684	108	37	43	293	108	465

McGEE — CAREER FIELDING (OUTFIELD)

Year		G	PO	A	E	TC	DP	PCT.
1982		117	245	3	11	259	0	.958
1983***		145	385	7	5	397	1	.987
1984		141	374	10	6	390	4	.985
1985***		149	382	11	9	402	2	.978
1986***		121	325	9	3	337	0	.991
1987		152	353	9	7	369	1	.981
1988		135	348	9	9	366	0	.975
1989		47	118	2	3	123	0	.976
1990 (NL)		124	341	13	*16	370	4	.957
1990 (AL)		28	72	1	1	74	1	.986
1991		128	259	6	6	271	*3	.978
1992		119	231	11	6	248	2	.976
1993		126	224	9	5	238	1	.979
1994		42	80	2	1	83	1	.988
1995		64	101	7	3	111	1	.973
1996		83	119	6	5	130	3	.962
1997		81	99	6	2	107	3	.981
N.L. TOTALS		1710	3883	113	94	4090	25	.978
A.L. TOTALS		92	173	8	4	185	2	.978
TOTALS		1802	4056	121	98	4275	27	.978

* Led league.

*** Gold Glove winner.

McGEE — CAREER FIELDING (FIRST BASE)

Position	G	PO	A	E	TC	DP	PCT.
First Base	6	23	4	0	27	0	1.000

McGEE—CAREER TRANSACTIONS

- Selected by Chicago White Sox in seventh round of June 1976 free-agent draft.
- Selected by New York Yankees in secondary phase of January 1977 free-agent draft.
- On Nashville disabled list, May 22 to June 7, 1980.
- On Nashville disabled list, July 14 to August 7, 1980.
- On Nashville disabled list, April 24 to June 4, 1981.
- Traded to St. Louis Cardinals for pitcher Bob Sykes, October 21, 1981.
- On Louisville disabled list, April 13 to April 23, 1982.
- On St. Louis disabled list, March 30 to April 29, 1983; included injury rehabilitation assignment to Arkansas, April 18 to April 29.
- On St. Louis disabled list, July 12 to July 27, 1984.
- On St. Louis disabled list, August 3 to August 27, 1986.
- On St. Louis disabled list, June 7 to July 18, 1989; included injury rehabilitation assignment to Louisville, July 8 to July 18.
- On St. Louis disabled list, July 26 to August 14, 1989.
- Traded to Oakland Athletics for outfielder Felix Jose, third baseman Stan Royer and pitcher Daryl Green, August 29, 1990.
- Signed by San Francisco Giants as free agent, December 3, 1990.
- On San Francisco disabled list, July 12 to August 1, 1991; included injury rehabilitation assignment to Phoenix, July 28 to August 1.
- On San Francisco disabled list, July 10 to July 30, 1993.
- On San Francisco disabled list, June 8 to October 14, 1994.
- Signed by Boston Red Sox as minor-league free agent, June 6, 1995.
- Signed by St. Louis Cardinals as minor-league free agent, December 15, 1995.
- On St. Louis disabled list, July 13 to July 29, 1997.

MARK McGWIRE

25 MARK DAVID McGWIRE
First Baseman

Ht: 6-5 Bats: Right
Wt: 250 Throws: Right

Age: 34

Born: 10-1-63 at Pomona, California

BECAME CARDINAL: Acquired from the Oakland Athletics for pitchers T.J. Mathews, Eric Ludwick and Blake Stein July 31, 1997.

M.L. SERVICE: 11.047



1997 SEASON:

- Tied the major league record for most home runs in one season by a righthanded batter with 58 round-trippers, the most in the majors since Roger Maris hit a record 61 homers in 1961.
- Broke Jimmie Foxx's record for most home runs by a righthanded batter in two consecutive seasons (106 in 1932-33) with 110 home runs.
- Became only the second major leaguer, after Babe Ruth, to hit 50 or more homers in consecutive seasons.
- Concluded the season with a career average of one home run every 11.94 at-bats (387/4622), second in major league history to Ruth's ratio of one homer every 11.76 at-bats.
- Had eight multihomer games in 1997 (four with Cards) and concluded the season tied for 14th on the all-time list with 42 multihomer games.
- Became the first player to hit 20 home runs with two different teams in one season.
- After arriving in a July 31 trade from Oakland, hit 24 homers as a Cardinal, including a club single-month record 15 home runs in September. Overall, 24 of his 44 hits as a Redbird were homers.
- Homered once every 7.3 at-bats as a Cardinal and wound up second on the team in home runs behind Ray Lankford (31).
- Went deep 11 times in April, eight in May, 10 in June, five in July, nine in August and 15 in September. Homered in 12 consecutive series to finish the year.
- Established career highs with 123 runs batted in (topping his best of 118 RBIs as a rookie in 1987) and three stolen bases, and finished one short of his career best in doubles (28 in '87).
- Homered against every opponent except Baltimore in 1997. Hit home runs in a record 17 ballparks last season and now has homered in 26 of the 30 parks in which he's played.
- Matched his previous single-season high for home runs (52) on 9/16 vs. LA, when he launched a 517-foot blast off the facade above the left-center field scoreboard — the longest homer measured at Busch Stadium, McGwire's longest as a Cardinal and his fifth 500-foot effort of the season. Earlier in the day, he'd signed a contract extension with the Cardinals through the year 2000.
- Homered in the second at-bat of his Busch Stadium debut on 8/8 vs. PHI — a 441-foot drive off the left-field foul pole at the Stadium Club level. The homer ended a 71 at-bat homerless drought, the second-longest such streak of his career after his 102 consecutive homerless at-bats spanning the 1990 and '91 seasons.
- In his first game against the Marlins on 8/22, became the first player to hit two upper-deck homers at Florida's Pro Player Stadium.
- Hit his second-longest homer as a Cardinal (and 44th of the season) on 9/2 against the White Sox, a 504-foot blast off Busch's left-field scoreboard.
- Matched a career high with four hits 9/5 at COL, including two home runs.
- Hit a game-tying, two-run homer off Tom Glavine in the ninth inning 8/15 vs. Atlanta, setting up the Cards' 3-2, 12-inning victory.
- Was named the National League's Player of the Week 8/11-17, when he hit .421 with four homers and eight RBIs.
- Was named the National League Player of the Month for September, when he blasted 15 home runs and recorded a .729 slugging average.

- Left Oakland as the Athletics' franchise leader with 363 home runs, 941 RBIs, 563 extra-base hits and a .551 slugging average. Ranks second in runs scored (773), walks (847), total bases (2,451) and on-base average (.380).
- Ranks No. 1 in franchise history, with Jimmie Foxx and Sam Chapman, with nine career grand slams.
- In four months with the A's, McGwire's 34 homers ranked as their season high and he tied Jason Giambi for the team lead with 81 RBIs. He also finished with a team-leading 58 walks.
- Tied an Oakland record with his fifth career pinch-homer on 4/16, equaling the mark held by Mike Aldrete, Jeff Burroughs and Terry Steinbach. Concluded the season with one homer and an .800 (4-for-5) average in pinch-hit appearances.
- His 11 homers in April were the most ever hit during the month by an Oakland player.
- Reached base in all seven plate appearances 4/26 vs. KC to tie an A.L. record for most times reached base in an extra-innings game without being retired. His five walks in the game (three intentional) tied an A's club record.
- Hit his longest homer ever and the longest in Seattle Kingdome history (538 feet) off Randy Johnson on 6/24.
- Became the fourth player (after Harmon Killebrew, Frank Howard and Cecil Fielder) to clear the left-field roof at Tiger Stadium with a 514-foot home run on 4/20.
- Had two four-game homer streaks with the A's: 4/19-23 and 5/24-28.
- Named to the American League All-Star team for the ninth time.
- Was named 1997 Sportsman of the Year by The Sporting News and was selected by his peers as the Players Choice Man of the Year for leadership and commitment on and off the field.

CAREER HIGHLIGHTS:

1984 – Selected by the Oakland A's in the first round (10th player overall) of the June amateur draft...played 16 games for Modesto, batting .200 in 55 plate appearances.

1985 – Spent the full year as Modesto's starting third baseman...showed exceptional power...batted .274 in 138 games, and slugged 50 extra-base hits in 489 at-bats (23 doubles, 3 triples and 24 homers)...also had 106 RBIs and 108 strikeouts...earned the California League's Rookie of the Year Award.

1986 – Started the year at Double-A Huntsville but moved up to Tacoma June 6th and then up to Oakland on August 20th...finished his minor league season with a .311 average, 148 hits, 23 home runs and 112 RBIs...picked up his first major league hit on August 24th vs. the Yankees Tommy John...belted his first homer the next day off Wall Terrell at Detroit...never really found his groove with Oakland, batting .189 with 10 hits and three homers in 53 at-bats...fielding was a problem at third as he made six errors and fielded .833.

1987 – Was the consensus American League Rookie of the Year...selected unanimously by the BBWAA, only the second rookie to earn that distinction (after Carlton Fisk in 1972)...his 49 homers led the league and tied for the major league high with the Cubs' Andre Dawson...homer total also set a new major league rookie record...set a new Oakland single-season standard, eclipsing Reggie Jackson's 47 hit in 1969...also topped the major leagues with a .618 slugging percentage, which was an A's record at the time...had at least 12 RBIs in each month of the season and 20 or more in four months...his RBI total was the third best in the AL...finished sixth in the AL MVP voting...had a five-homer spree in Detroit May 8-10th...in a three-game series at Cleveland June 26-28, hit five homers, knocked in seven runs and scored runs in nine consecutive at-bats...named to the AL All-Star team for the game in Oakland...had 33 homers with 68 RBIs at the break...tied major league rookie homer record of 38 August 11th at Seattle with a solo shot off the M's Mike Moore...set the new mark with his 39th homer in Anaheim August 14th, a two-run homer in the 6th inning off the Angels' Don Sutton.

1988 – Finished second on the club to Jose Canseco with 32 homers and 99 RBIs...homer total of 32 was third-best in the loop and RBI total was eighth best...back stiffness caused Mark to miss nine of the A's last 16 games and his chance at 100 RBIs for the second consecutive season...named as the AL's starter at first base in the All-Star Game at Cincinnati...more than a third of his RBIs pulled the A's into a tie or put them ahead...hit .333 in the ALCS vs. Boston with a homer and three RBIs...recorded one of his greatest career moments when he homered off Jay Howell in the ninth inning of Game 3 in the World Series...the blast gave the A's a 2-1 victory...it was Oakland's only win in the Series and Mark's only hit in 17 at-bats.

1989 – Led the A's and ranked third in the AL with 33 homers...finished second to Parker on the A's and tenth in the league with 95 RBI's...led the league with a homer every 14.8 at-bats and was second with an RBI every 5.2 at-bats...all this despite spending 15 days on the DL in early April with a herniated disc in his back...after returning missed just five games the remainder of the season...hit safely in seven of the A's nine postseason games...overall hit .343 in the postseason with a homer and four RBIs...amazingly was the only A's regular not to homer in the Series vs. San Francisco.

1990 – Topped the A's in RBI's (108) and games played (156) and led the major leagues in walks with 110...was second on the A's to Rickey Henderson in runs scored with 86...post season numbers were not up to his standards...wound up with five hits...all singles...hit .154 in the ALCS vs. Boston with 2 RBI's...and .214 in the Series with no RBI's...earned his first Rawlings Gold Glove for defensive excellence at first base...made just 5 errors in 1,429 total chances for a .997 fielding percentage...selected by the fans for the third consecutive season as the AL's All-Star starting first baseman...finished 11th in American League MVP voting.

1991 – Had his consecutive streak of 30 or more homers end at four years...his .201 average was a career low by 30 points...was again among the top fielding first basemen in baseball...made just four errors in 1,297 chances for a .997 fielding percentage...22 homers was the third best total on the club and his 75 RBIs was fourth best...with 93 walks he finished second to Rickey Henderson on the A's and sixth in the league.

1992 – Led the major leagues by averaging one homer every 11.1 at-bats but a muscle strain in August forced him to miss 20 games and cost him a chance to win his second major league homer title...McGwire's 42 homers were second only to the Rangers' Juan Gonzalez who homered on the final day of the season to finish with 43...Mark did lead the AL with a .585 slugging percentage...finished fourth to teammate Eckersley in the AL MVP balloting and was named to The Sporting News and UPI All-Star teams...also named by UPI as the Comeback Player of the Year...finished the year with a .268 average, 67 points above his 1991 figure...led the A's with 104 RBIs as he also topped the club with 29 multi-RBI games...in the playoffs vs. Toronto belted a two-run homer off Morris in his first at-bat but then finished the post season 2 for his last 19 with one RBI...spring training was a good indication of what kind of year McGwire was set for as he led the major leagues in hitting with a .453 Cactus League average...June 10th in Milwaukee a big day in Mark's career as his 22nd home run of the 1992 season off the Brewer's Bosio was the 200th of his career...only four men in baseball history, Kiner, Ruth, Killebrew and Mathews have reached the 200 mark faster than Mark who hit his 200th in his 2,852nd at-bat...that homer also tied his total for 1991...reached the All-Star break with 28 homers and was named to the AL All-Star squad for the sixth consecutive year...it was the fifth straight year he was named a starter by the fans...in the All-Star home run hitting contest belted 12 homers to top everyone and lead the AL All-Stars to an easy win...with 38 homers on August 21st had a six-homer bulge over Gonzalez but strained a rib muscle on the right side of his rib cage that night at Camden Yards and went on the disabled list...when he came back 20 games later had lost the homer lead...with one swing at Chicago 9/21 reached the 40-homer and 100-RBI plateaus...second time he had reached the 40-homer mark and third time for 100 RBIs.

1993 – Appeared in just 27 games due to an injured left heel...made just two pinch-hitting appearances after 5/14...eventually underwent surgery in September to repair the damage...was off to a great start with 28 hits, including 15 extra-base hits, and 24 RBI in his first 25 games before the injury shut him down...originally injured the heel during the A's series in New York 5/3-4...played in another nine games before he went on the DL 5/14...missed the next 100 games before he was activated 9/3...after grounding out in a pinch-hitting role vs. Baltimore at the Coliseum on 9/3 had to miss the A's next 3 games as he served a suspension for his part in the 8/24 rhubarb at Milwaukee...his last 1993 appearance was as a pinch-hitter at Toronto 9/9...underwent surgery on the heel September 24th in Houston as Dr. Donald Baxter corrected a partial tear of fascia in his left heel and also shaved a small bone spur...his season total of nine homers was the second-best figure in major league history for a player with 100 or fewer at-bats...Ted Williams hit 13 in 91 at-bats for Boston in 1953.

1994 – Had his second consecutive injury-shortened season...after off season left heel surgery, came to spring camp healthy but the injuries arrived almost as soon as camp started and persisted through much of his season...a stiff back kept McGwire out of the first three weeks of spring games but not out of the A's opening day lineup for the seventh consecutive year...stress fracture of the left heel was his second significant injury of the year and it landed him on the disabled list from 4/30-6/18 (43 games)...belted one of the most dramatic homers of the year 7/10 at Baltimore off Lee Smith, a two-run shot with the A's down a run in the 9th inning...but just a little more than two weeks later, on 7/26 in

Anaheim, he re-injured his left heel...was placed on the disabled list the next day, missed the remainder of the season and eventually underwent surgery for a second time on the heel...Dr. Donald Baxter, who performed the first surgery on McGwire's heel to "release" the medial part of the fascia 9/24/93, performed the second surgery to "release" the lateral aspect of the fascia on 8/30...on the year McGwire wound up appearing in 47 games, making 37 starts at first base which tied him with Troy Neel for the most starts on the A's at the position.

1995 – Despite having the schedule shortened to 144 games and missing 33 games because of two separate stints on the disabled list, McGwire hit 39 home runs in just 317 at-bats...became one of just seven players in ML history to hit 30 homers with fewer than 400 at-bats and his 39 HRs are the most ever by a player with fewer than 392 at-bats (Hank Aaron, 40 HRs in 392 at-bats in 1973)...most of the power came against lefthanded pitching as he hit 14 HR off southpaws in just 79 at-bats (1 per 5.6 at-bats)...his average distance of 418 feet per homer was the best in the majors...also topped the A's with 90 RBIs...had more home runs than singles (35)...started the year 4-for-18 but then put together a career-high 18-game hitting streak (23 for 64, .359) from 5/3-21...had his first two-homer game of the season on 6/10 at Boston and followed that up by blasting three the next day to tie his career high (6/27/87 at Cleveland)...the five HR in consecutive games tied a major league record (18 times) which he already shared...he and Ralph Kiner are the only two players who have done it twice...had five multiple HR games for the season...belted his sixth career grand slam vs. California on 6/30 in the bottom of the ninth off Lee Smith to give the A's an 8-5 win...21 of his 39 HR and 31 of his 90 RBI either tied the game or put the A's ahead...was tied with Mo Vaughn for the major league lead with 24 HR and 59 RBI when he was hit in the helmet by a David Cone pitch on 7/8 vs. Toronto...was hit by a pitch 11 times for the season which tied for 4th in the league...was named to his seventh All-Star Game but did not play because of the injury...missed five games following the Cone beaming and returned for three games before suffering a deep bruise in his left foot on 7/17 which landed him on the DL the next day...missed 12 games, was activated 8/2, played in three games, and then went back on the DL with a sore lower back...missed another 21 games before returning 8/26...finished the season by hitting 11 home runs in his last 18 games...included in that span was the 269th of his career on 9/14 vs. Kansas City (Gubicza) which broke Reggie Jackson's Oakland career record...stole second base as a part of a double steal at California on 9/30, his first steal since 8/6/91.

1996 – Hit an Oakland record and major league-leading 52 home runs, becoming the 14th player (21 times) in major league history to hit 50 home runs...the 52 homers tied for 11th most in major league history, were the most in the majors since Foster hit 52 in 1977 and the most in the A.L. since Maris (61) and Mantle (54) in 1961...is the only player to hit 50 HR and play in fewer than 140 games...did it at a major league record rate of one home run every 8.13 at-bats, matching his figure from 1995...in addition to leading the majors in home runs, he also ranked first in slugging percentage (.730) and on-base percentage (.467)...became the 10th player (18 times) to lead the majors in all three categories, the fourth since World War II (Mays in 1965, Yastrzemski in 1967 and Schmidt in 1981)...both figures also set Oakland records and the slugging percentage was 14th best in major league history...batted a team leading .312 which was 60 points above his career average and 23 points above his previous best of .289 in his rookie season of 1987...also had career highs in runs (104) and walks (116), falling two walks short of Bando's single season Oakland record...had his fourth career 100 RBI season (113) and reached the century mark in runs, walks and RBI in the same season for the first time in his career...named to the Silver Slugger Team, the Associated Press All-Star Team and finished seventh in the BBWAA MVP voting...missed the first 18 games with a foot injury before he was activated April 23...reached base via hit, walk or hit by pitch in each of his first 48 games and 62 straight dating back to 9/16/1995, setting an Oakland record...hit his first of two grand slams on 5/1 vs. California (other came on 9/22 at Seattle)...went 24 at-bats without a homer from 5/7-14, his longest homerless streak of the season...began his home run tear on 5/17 at Boston and including that blast, he hit 21 home runs in a 36 game span through 6/27...hit .333 (41 for 123) over that span with seven doubles for a .902 slugging percentage...during the streak he hit the 9000th home run in Athletics history on 5/28 vs. Boston and drove in his 790th career run on 6/16 at Milwaukee to break Sal Bando's Oakland career record...had three doubles in the latter contest, tying an Oakland record...belted his 300th career home run on 6/25 vs. Detroit (Olivares) to become the 73rd player in major league history to reach that plateau...finished June with 14 home runs, one shy of his club record for home runs in a month (May, 1987) and the major league record for home runs in June...was named American League Player of the Month in June, hitting .329 with 25 RBI, six doubles, a .915 slugging percentage, 31 walks, a .513 on-base percentage and 26 runs in 26 games...was named to the American League All-Star Team for the eighth time in his 10-year career on 7/2 and celebrated by hitting his 303rd career home run that night in Seattle, breaking Jimmie Foxx's Athletics career record...hit

his 30th home run on July 13 at Texas, giving him seven 30-homer seasons, tying Foxx's all-time A's record...took a break from his home run milestones on 7/22 at Chicago when he recorded his 1000th career hit off Tapani, becoming the eighth Oakland player to reach that plateau...homered in four consecutive games from 7/23-26...also homered in three straight twice...he hit the longest home run ever by an opponent at the new Comiskey with a 470 foot blast 7/24...then on the 25th in Toronto he homered into the fifth deck for a 488 foot home run, the longest in the five years that all major league home runs have been measured...his pinch homer on 7/26 at Toronto concluded another hot streak where Mark hit 12 home runs in a 17-game span and brought his 61-game total from 5/17-7/26 to 34...he homered at least once in every series during the latter streak for a major league record of 20 consecutive series with a home run...that streak ended when he missed five games with back spasms, 7/27-8/1...hit his 40th home run on 8/12 vs. Minnesota, his third 40 homer season, making him and Foxx the only two Athletics with three 40-homer seasons...hit his 40th in his 294th at bat, breaking Ruth's record for fewest at-bats to 40 homers (316 in 1928)...homered the next day to increase his 162 game total dating back to 6/2/95 to 70...hit his 145th career home run in the Coliseum on 8/18 vs. Baltimore (Yan) breaking Reggie Jackson's Coliseum career home run record...hit his 50th home run in the second game of a double header at Cleveland on 9/14 off Ogea...reached 50 in 390 at-bats, breaking Ruth's record of fewest at-bats to 50 homers (438 in 1921)...hit his final two home runs on 9/22 at Seattle, and both came in the fifth inning to tie a major league record for home runs in an inning (28th player, 30th time)...that gave him 28 home runs on the road, tying the franchise record which he already shared with Canseco...19 of his 52 HR put the A's ahead and he had a team leading 34 game-tying/go-ahead RBI...homered at least twice against every team and his best was six vs. Boston, Cleveland and Detroit...hit at least .321 each month from May through August, including .356 in May, his highest batting average ever in a full month...average improved to .359 with runners in scoring position, which ranked fourth in the league, and his .373 average off south paws was seventh best.

MISC: Graduated from Damien High School (Claremont, Calif.) in 1981...attended the University of Southern California for three years...holds the Pac-10 Conference record for most homers in a single season (32)...named The Sporting News' 1984 College Player of the Year; also a member of its All-America team...played for the 1984 U.S. Olympic team...brother, Dan, was a quarterback for the Miami Dolphins and Seattle Seahawks; he was Seattle's first pick in the 1991 NFL draft...finished in a second-place tie in the 1993 AT&T Pebble Beach ProAm with his partner Billy Andrade...Mark is single and resides in Long Beach, Calif...has one son, Matthew.

McGWIRE — COMPLETE RECORD

Year	Club	AVG.	G	AB	R	H	2B	3B	HR	RBI	BB	SO	SB
1984	Modesto	.200	16	55	7	11	3	0	1	1	8	21	0
1985	Modesto	.274	138	489	95	134	23	3	+24	+106	96	108	1
1986	Huntsville	.303	55	195	40	59	15	0	10	53	46	45	3
	Tacoma	.318	78	280	42	89	21	5	13	59	42	67	1
	Oakland	.189	18	53	10	10	1	0	3	9	4	18	0
1987	Oakland	.289	151	557	97	161	28	4	*49	118	71	131	1
1988	Oakland	.260	155	550	87	143	22	1	32	99	76	117	0
1989	Oakland	.231	143	490	74	113	17	0	33	95	83	94	1
1990	Oakland	.235	156	523	87	123	16	0	39	108	*110	116	2
1991	Oakland	.201	154	483	62	97	22	0	22	75	93	116	2
1992	Oakland	.268	139	467	87	125	22	0	42	104	90	105	0
1993	Oakland	.333	27	84	16	28	6	0	9	24	21	19	0
1994	Oakland	.252	47	135	26	34	3	0	9	25	37	40	0
1995	Oakland	.274	104	317	75	87	13	0	39	90	88	77	1
1996	Oakland	.312	130	423	104	132	21	0	*52	113	116	112	0
1997	Oakland	.284	105	366	48	104	24	0	34	81	58	98	1
	St. Louis	.253	51	174	38	44	3	0	24	42	43	61	2
A.L. TOTALS		.260	1329	4448	773	1157	195	5	363	941	847	1043	8
ST. LOUIS TOTALS		.253	51	174	38	44	3	0	24	42	43	61	2
MAJOR TOTALS		.260	1380	4622	811	1201	198	5	387	983	890	1104	10

* Led league.

+ Tied for league lead.

McGWIRE — LEAGUE CHAMPIONSHIP SERIES RECORD

Year	Club/Opp.	AVG.	G	AB	R	H	2B	3B	HR	RBI	BB	SO	SB
1988	Oak. vs Bos.	.333	4	15	4	5	0	0	1	3	1	5	0
1989	Oak. vs Tor.	.389	5	18	3	7	1	0	1	3	1	4	0
1990	Oak. vs Bos.	.154	4	13	2	2	0	0	0	2	3	3	0
1992	Oak. vs Tor.	.150	6	20	1	3	0	0	1	3	5	4	0
L.C.S. TOTALS		.258	19	66	10	17	1	0	3	11	10	16	0

McGWIRE — WORLD SERIES RECORD

Year	Club/Opp.	AVG.	G	AB	R	H	2B	3B	HR	RBI	BB	SO	SB
1988	Oak. vs L.A.	.059	5	17	1	1	0	0	1	1	3	4	0
1989	Oak. vs S.F.	.294	4	17	0	5	1	0	0	1	1	3	0
1990	Oak. vs Cin.	.214	4	14	1	3	0	0	0	0	2	4	0
W.S. TOTALS		.188	13	48	2	9	1	0	1	2	6	11	0

McGWIRE — ALL-STAR GAME RECORD

Year	Club	AVG.	G	AB	R	H	2B	3B	HR	RBI	BB	SO	SB
1987	American	.000	1	3	0	0	0	0	0	0	0	0	0
1988	American	.500	1	2	0	1	0	0	0	0	0	1	0
1989	American	.333	1	3	0	1	0	0	0	0	0	0	0
1990	American	.000	1	2	0	0	0	0	0	0	0	2	0
1991	American	SELECTED, DID NOT PLAY											
1992	American	.333	1	3	1	1	0	0	0	2	0	0	0
1995	American	SELECTED, DID NOT PLAY											
1996	American	1.000	1	1	0	1	0	0	0	0	0	0	0
1997	American	.000	1	2	0	0	0	0	0	0	0	2	0
ALL-STAR TOTALS		.250	7	16	1	4	0	0	0	2	0	5	0

McGWIRE — CAREER FIELDING

Position	G	PO	A	E	TC	DP	PCT.
First Base	1301	10724	809	73	11606	1053	.994
Third Base	24	12	31	9	52	1	.827
Outfield	4	1	0	0	1	0	1.000

McGWIRE — CAREER FIELDING (FIRST BASE)

Year	G	PO	A	E	TC	DP	PCT.
1987	145	1173	90	10	1273	91	.992
1988	154	1228	88	9	1325	118	.993
1989	141	1170	114	6	1290	122	.995
1990***	154	*1329	95	5	1429	126	.997
1991	152	1191	+101	4	1296	120	.997
1992	139	1118	71	6	1195	118	.995
1993	25	197	14	0	211	20	1.000
1994	40	307	18	4	329	26	.988
1995	91	775	64	*12	851	65	.986
1996	109	913	60	10	983	118	.990
1997	151	1323	94	7	1424	129	.995
TOTALS	1301	10724	809	73	11606	1053	.994

* Led league.

+ Tied for league lead.

*** Gold Glove winner.

McGWIRE — CAREER FIELDING (THIRD BASE)

Year	G	PO	A	E	TC	DP	PCT.
1986	16	10	20	6	36	1	.833
1987	8	2	11	3	16	0	.813
TOTALS	24	12	31	9	52	1	.827

McGWIRE — CAREER FIELDING (OUTFIELD)

Year	G	PO	A	E	TC	DP	PCT.
1987	3	1	0	0	1	0	1.000
1988	1	0	0	0	0	0	-
TOTALS	4	1	0	0	1	0	1.000

McGWIRE — CAREER TRANSACTIONS

- Selected by Montreal Expos in eighth round of June 1981 free-agent draft.
- Selected by Oakland A's in first round (10th player selected) of June 1984 free-agent draft.
- On Oakland disabled list, April 11 to April 26, 1989.
- On Oakland disabled list, August 22 to September 11, 1992.
- Granted free agency, October 26, 1992; re-signed by Oakland, December 24, 1992.
- On Oakland disabled list, May 14 to September 3, 1993.
- On Oakland disabled list, April 30 to June 18, and July 27 to October 6, 1994.
- On Oakland disabled list, July 18 to August 2, and August 5 to August 26, 1995.
- On Oakland disabled list, March 22 to April 23, 1996.
- Acquired by St. Louis Cardinals in a trade with Oakland A's for pitchers T.J. Mathews, Eric Ludwick and Blake Stein, July 31, 1997.

McGWIRE's 58 HOME RUNS IN 1997

No.	Date	Opponent	D/N	H/A	Inn.	On	Outs	Pitcher	Count
1	4/3	Cleveland	D	H	5	0	0	Hershiser	0-1
2	4/7	Boston	N	H	4	1	0	Gordon	0-0
3	4/11	New York (AL)	D	A	9	0	0	Rivera	0-0
4	4/16	Toronto	N	A	8	0	2	Crabtree	0-1
5	4/19	Detroit	D	A	5	1	2	Thompson	1-0
6	4/20	Detroit	D	A	6	0	1	Moehler	2-2
7	4/22	Minnesota	D	H	6	0	2	Radke	1-1
8	4/23	Minnesota	N	H	1	1	2	Robertson	3-2
9	4/26	Kansas City	D	H	3	0	1	Rosado	0-1
10	4/30	Cleveland	N	A	3	1	2	Hershiser	1-1
11	4/30	Cleveland	N	A	10	0	0	Mesa	2-2
12	5/5	Milwaukee	N	A	7	0	0	Wickman	2-1
13	5/14	Milwaukee	N	H	3	0	1	Eidred	2-1
14	5/17	Chicago (AL)	D	H	4	0	2	Darwin	0-1
15	5/24	Minnesota	N	A	4	0	0	Robertson	1-0
16	5/25	Minnesota	N	A	3	1	1	Tewksbury	1-0
17	5/27	Kansas City	N	A	9	1	1	Pichardo	0-0
18	5/28	Anaheim	N	H	1	1	1	Springer	1-0
19	5/28	Anaheim	N	H	5	0	1	Springer	3-1
20	6/1	Toronto	D	H	3	0	0	Person	0-1
21	6/2	Detroit	N	H	2	0	0	Moehler	0-1
22	6/3	Detroit	D	H	7	0	2	Miceli	2-1
23	6/6	Toronto	N	A	9	0	0	Timlin	1-2
24	6/8	Toronto	D	A	3	1	2	Andujar	1-2
25	6/17	San Diego	N	A	2	0	0	Hamilton	1-1
26	6/18	San Diego	N	A	3	1	2	Cunnane	2-0
27	6/24	Seattle	N	A	5	0	2	Johnson	3-2
28	6/26	Texas	N	H	1	3	0	Santana	0-0
29	6/29	Texas	D	H	2	0	0	Hill	0-0
30	7/2	San Francisco	D	A	5	2	1	Rueter	2-1
31	7/5	Texas	N	A	7	0	0	Witt	0-0
32	7/15	Seattle	D	H	1	0	1	Moyer	1-2
33	7/16	Kansas City	N	H	4	2	2	Perez	2-0
34	7/16	Kansas City	N	H	8	0	0	Montgomery	1-0

Traded to Cardinals, July 31

No.	Date	Opponent	D/N	H/A	Inn.	On	Outs	Pitcher	Count
35	8/8	Philadelphia	N	H	3	0	1	Leiter	0-1
36	8/12	New York (NL)	N	H	4	0	0	Mlicki	2-1
37	8/13	New York (NL)	N	H	1	1	2	Bohanon	3-2
38	8/13	New York (NL)	N	H	8	0	0	Rojas	2-1
39	8/15	Atlanta	N	H	9	1	0	Glavine	2-1
40	8/22	Florida	N	A	3	1	0	Saunders	2-1
41	8/22	Florida	N	A	9	2	1	Nen	0-2
42	8/28	Montreal	N	H	3	0	1	Paniagua	2-2
43	8/29	Kansas City	N	A	5	0	0	Bones	1-0
44	9/2	Chicago (AL)	N	H	1	1	1	Navarro	0-0
45	9/5	Colorado	N	A	1	0	2	Castillo	1-0
46	9/5	Colorado	N	A	5	2	2	Castillo	2-0
47	9/6	Colorado	D	A	3	0	1	Bailey	1-1
48	9/7	Colorado	D	A	1	0	2	Astacio	0-0
49	9/9	San Francisco	N	A	8	0	0	Tavarez	3-2
50	9/10	San Francisco	D	A	3	0	0	Estes	1-0
51	9/14	San Diego	D	H	6	0	0	Hamilton	2-1
52	9/16	Los Angeles	N	H	1	0	2	Martinez	3-1
53	9/17	Chicago (NL)	D	A	3	0	0	Myers	1-2
54	9/19	Pittsburgh	N	A	6	0	0	Cooke	2-0
55	9/24	Cincinnati	N	H	5	1	1	Burba	1-1
56	9/27	Chicago (NL)	D	H	4	1	1	Foster	1-0
57	9/27	Chicago (NL)	D	H	8	1	0	Morel	2-2
58	9/28	Chicago (NL)	D	H	6	0	0	Trachsel	0-2

SINGLE-SEASON HOME RUNS

1. Roger Maris (1961)	61
2. Babe Ruth (1927)	60
3. Babe Ruth (1921)	59
4. Mark McGwire (1997)	58
Hank Greenberg (1938)	58
Jimmie Foxx (1932)	58
7. Ken Griffey Jr. (1997)	56
Hack Wilson (1930)	56
9. Mickey Mantle (1961)	54
Ralph Kiner (1949)	54
Babe Ruth (1920)	54
Babe Ruth (1928)	54
13. Mark McGwire (1996)	52
George Foster (1977)	52
Willie Mays (1965)	52
Mickey Mantle (1956)	52
17. Cecil Fielder (1990)	51
Willie Mays (1955)	51
Johnny Mize (1947)	51
Ralph Kiner (1947)	51
21. Brady Anderson (1996)	50
Albert Belle (1995)	50
Jimmie Foxx (1938)	50

CAREER HOME RUN LEADERS

1. Hank Aaron	755
2. Babe Ruth	714
3. Willie Mays	660
4. Frank Robinson	586
5. Harmon Killebrew	573
6. Reggie Jackson	563
7. Mike Schmidt	548
8. Mickey Mantle	536
9. Jimmie Foxx	534
10. Willie McCovey	521
Ted Williams	521
12. Ernie Banks	512
Eddie Mathews	512
14. Mel Ott	511
15. Eddie Murray	504
16. Lou Gehrig	493
17. Stan Musial	475
Willie Stargell	475
19. Dave Winfield	465
20. Carl Yastrzemski	452
21. Dave Kingman	442
22. Andre Dawson	438
23. Billy Williams	426
24. Darrell Evans	414
25. Duke Snider	407
26. Al Kaline	399
27. Dale Murphy	398
28. Graig Nettles	390
29. Johnny Bench	389
30. Mark McGwire	387

ACTIVE HOME RUN LEADERS

1. Mark McGwire	387
2. Joe Carter	378
3. Barry Bonds	374
4. Cal Ripken	370
5. Jose Canseco	351
6. Harold Baines	339
Fred McGriff	339
8. Gary Gaetti	332
9. Chili Davis	328
10. Darryl Strawberry	308

FEWEST AT BATS TO 40 HR

1. Mark McGwire, 1996	294
2. Babe Ruth, 1928	316
3. Babe Ruth, 1920	324-326*
4. Reggie Jackson, 1969	340
5. Babe Ruth, 1921	341-345*
6. Babe Ruth, 1930	348-349*
7. Mickey Mantle, 1961	349-352*
8. Roger Maris, 1961	352-355*
9. Jimmie Foxx, 1932	368-370*
10. Mickey Mantle, 1956	384-386*

FEWEST AT-BATS TO 50 HR

1. Mark McGwire, 1996	390
2. Babe Ruth, 1921	438
3. Babe Ruth, 1920	443-445*
4. Roger Maris, 1961	455
5. Mickey Mantle, 1961	464
6. Mark McGwire, 1997	471
7. Babe Ruth, 1927	474
8. Babe Ruth, 1928	485
9. Hank Greenberg, 1938	485-486*
10. Jimmie Foxx, 1932	508

* Exact at-bat unavailable but falls somewhere in indicated range.

FEWEST AT-BATS TO 200 CAREER HOMERS

1. Ralph Kiner	2537
2. Babe Ruth	2580
3. Harmon Killebrew	2584
4. Eddie Mathews	2811
5. Mark McGwire	2852

FEWEST AT-BATS TO 300 CAREER HR

1. Babe Ruth	3630
2. Mark McGwire	3837
3. Ralph Kiner	3883
4. Harmon Killebrew	3928
5. Willie McCovey	4261
Dave Kingman	4261
7. Jimmie Foxx	4342
8. Eddie Mathews	4362
9. Mike Schmidt	4473
10. Ted Williams	4631

SINGLE-SEASON AT-BATS PER HOME RUN

1. Mark McGwire (1996)	8.13
2. Babe Ruth (1920)	8.48
3. Babe Ruth (1927)	9.00
4. Babe Ruth (1921)	9.15
5. Mark McGwire (1997)	9.31
6. Mickey Mantle (1961)	9.52
7. Hank Greenberg (1938)	9.59
8. Roger Maris (1961)	9.67
9. Babe Ruth (1928)	9.93
10. Jimmie Foxx (1932)	10.09

* McGwire averaged 8.13 HR/AB in '95 but lacked enough plate appearances to qualify.

CAREER AT-BATS PER HOME RUN

(min. 250 HR)

1. Babe Ruth8399..714..11.76
2. Mark McGwire	..4622..387..11.94
3. Ralph Kiner5205..369..14.11
4. Harmon Killebrew	8147..573..14.22
5. Ted Williams7706..521..14.79
6. Frank Thomas3821..257..14.87
7. Dave Kingman6677..442..15.11
8. Mickey Mantle8102..536..15.12
9. Albert Belle4075..272..14.98
10. Jimmie Foxx8134..534..15.23

CAREER SLUGGING

(min. 1000 games)

1. Babe Ruth690
2. Ted Williams634
3. Lou Gehrig632
4. Jimmie Foxx609
5. Hank Greenberg605
6. Frank Thomas600
7. Joe DiMaggio579
8. Rogers Hornsby577
9. Albert Belle566
10. Johnny Mize562
Ken Griffey Jr.562
12. Stan Musial559
13. Willie Mays557
Mickey Mantle557
15. Mark McGwire556

McGWIRE'S MILESTONE HOME RUNS

#1	8/25/86 at DET (Walt Terrell)
#100	7/5/89 vs KC (Charlie Liebrandt)
#200	6/10/92 at MIL (Chris Bosio)
#269*	9/14/95 vs KC (Mark Gubicza)
#300	6/25/96 vs DET (Omar Olivares)
#303**	7/2/96 at SEA (David Wells)
#365+	8/8/97 vs PHI (Mark Leiter)

* - Breaks all-time Oakland record

** - Breaks all-time Athletics' franchise mark

+ - First home run as a Cardinal

McGWIRE'S LONGEST HOME RUNS*

538**	6/24/97 at Seattle
517	9/16/97 vs Los Angeles
514	4/20/97 at Detroit
504	9/2/97 vs Chicago (AL)
500	8/22/97 at Florida
488	7/25/96 at Toronto
481	9/22/96 at Seattle
475	6/9/96 at Minnesota
473	9/22/96 at Seattle
470	7/24/96 at Chicago (AL)

* - Since 1992, based on MCI estimated home run distance program.

** - Longest in the majors since inception of MCI program.

HOME RUNS BY POSITION

First Base373
Designated Hitter6
Pinch Hitter5
Third Base2
Right Field1

HRs WITH RUNNERS ON BASE

Solo209
One-Run126
Two-Run43
Grand Slams9

ACTIVE GRAND SLAM LEADERS

1. Harold Baines12
2. Albert Belle11
Danny Tartabull11
4. Joe Carter10
Cecil Fielder10
6. Mark McGwire9
Gary Gaetti9
Eric Davis9
Andres Galarraga9
Ken Griffey, Jr.9
Robin Ventura9

CAREER MULTIHOMER GAMES

1. Babe Ruth72
2. Willie Mays63
3. Hank Aaron62
4. Jimmie Foxx55
5. Frank Robinson54
6. Eddie Mathews49
Mel Ott49
8. Harmon Killebrew46
Mickey Mantle46
10. Willie McCovey44
Mike Schmidt44
12. Lou Gehrig43
Dave Kingman43
14. Mark McGwire42
Ernie Banks42
Reggie Jackson42

HOME RUNS BY BALLPARK

Oakland Coliseum166
Tiger Stadium23
Fenway Park18
The Metrodome15
Yankee Stadium15
The Kingdom14
Busch Stadium13
County Stadium12
Memorial Stadium12
Anaheim Stadium11
Arlington Stadium11
Cleveland Stadium11
SkyDome9
Kauffman Stadium8
The Ballpark in Arlington7
Jacobs Field7
New Comiskey Park7
Exhibition Stadium6
Oriole Park at Camden Yards5
Coors Field4
Old Comiskey Park4
3 Com Park at Candlestick Point3
Pro Player Stadium2
Qualcomm Stadium2
Three Rivers Stadium1
Wrigley Field1

RUSTY MEACHAM**59 RUSSELL LOREN MEACHAM****Pitcher**Ht: 6-3 Bats: Right
Wt: 180 Throws: Right

Age: 30

Born: 1-27-68 at Stuart, Florida

BECAME CARDINAL: Signed as a minor-league free agent, December 18, 1997.**M.L. SERVICE:** 4.109**1997 SEASON:**

- Signed a minor league deal with Boston in early May and spent the remainder of the season with the Red Sox's Class-AAA Pawtucket club.
- Pitched 28 times, 26 out of bullpen. Struck out 34 batters in 35 innings of relief.
- In his first 17 outings, posted a 2.45 ERA (6 ER/22 IP).
- Tallied five strikeouts and the victory in 2.2 innings vs. Ottawa on 6/9. That effort launched a 16-game stretch (through 7/31) in which he struck out 33 batters in 27.2 innings.
- Suffered a season-ending injury (torn ACL, right knee) on August 6.

CAREER HIGHLIGHTS:

1988 – Split time during his first pro season between Class-A Fayetteville and Rookie-level Bristol...after a rocky 0-6 start at Fayetteville, rebounded with Bristol and became the Appalachian League Most Valuable Player...topped the circuit with a 1.43 ERA and tied for the lead with nine wins and a pair of shutouts.

1989 – Led the Tigers' farm system with a combined 15 wins at Fayetteville and Class-A Lakeland of the Florida State League...fashioned a composite 2.16 ERA and 1.89 walks per nine innings (40 ER, 35 BB/166.2 IP).

1990 – Moved on to Class-AA London, where he helped lead the club to the Eastern League championship...paced the league with 15 wins and tied for the lead with nine complete games and three shutouts, all career bests...also established personal bests with 26 starts, 178 innings and 123 strikeouts...was the starting pitcher in the league's All-Star Game.

1991 – Opened the schedule at Class-AAA Toledo, where he earned a promotion to Detroit in late June...won his first two major-league outings, both starts...in his debut, 6/29 vs. CLE, allowed three runs on eight hits over seven innings of a 9-4 triumph...next, 7/4 at BOS, worked 5.1 innings, surrendering five hits and the only run in a 6-1 Tigers' decision...relieved for the first time 7/7 at BOS, throwing 1.2 scoreless innings...relieved in six of his last eight appearances, holding foes to eight hits and two runs in 8.1 innings out of the bullpen...struck out a career-high five batters in 4.1 innings 7/15 vs. TEX...spent August with Toledo.

1992 – Spent the entire season in the Royals' bullpen...worked a club rookie-record 64 games and led the A.L. with 10 relief wins...allowed two earned runs in 43.1 innings (0.42 ERA) over his first 28 appearances...during a 40-game stretch, 4/21 - 7/26, surrendered one home run while facing 225 batters in 58.1 innings...at the beginning of the stretch, pitched 19 consecutive games, 27 innings, without allowing an earned run (4/21 - 6/6)...held opponents to a .151 average (11-73) in May and a .191 mark (13-68) in June while walking only four in 40.1 innings over those two months...won four consecutive decisions 5/4 - 6/10...worked 2.1 innings of one-hit ball for his first career save 7/6 at BOS...equaled a career-best four-game winning streak 7/31 - 8/21.

1993 – Limited to 15 games with the Royals due to an elbow injury...pitched in nine games in April but spent May on the disabled list...worked six games in the first half of June before returning to DL...didn't pitch the remainder of the season due to soreness later diagnosed as a torn ligament.

1994 – After injury-plagued 1993 campaign, returned to his rookie-season form...pitched

in 36 games, converted all four save opportunities and allowed nine of 37 inherited runners to score...opened season by working 32.1 innings over 24 games without surrendering a home run...established a Royals-record 22.1-inning scoreless streak, 5/19 - 7/2, including 16 consecutive appearances without giving up a run...lowered his ERA to 1.32 from 5.14 during the streak...yielded just two walks in 28 innings over last 17 games.

1995 - Took the hill in 49 games and forged a winning record...converted two of three save opportunities...in his first 36 games, permitted two homers in 36 innings...recorded a 3.09 ERA (4 ER/11.2 IP) in July...surrendered three earned runs in 16 innings (1.69 ERA) during a 14-game span 6/14 - 7/25.

1996 - Made four starts in 23 games at Omaha before being traded 6/21 to Seattle organization...purchased from Class-AAA Tacoma the next day...opened his Mariners career by retiring 14 straight batters, 6/25 at TOR, before giving up a bloop hit; wound up tying a personal best with five strikeouts, in five innings - the longest relief effort of his career...his 6/29 start vs. TEX was his first in the majors since 7/20/91...picked up his only win of the season 7/18 at CAL in the longest start of career, 7.1 innings; yielded a solo homer and scattered seven other hits in a 15-3 triumph...stayed in the rotation for four more starts through 7/23...spent August at Tacoma, where he won two of three decisions and posted a 2.29 ERA...held Pacific Coast League hitters to 13 hits over 19.2 innings and struck out 20 against five walks before finishing season back with Seattle...worked 3.1 no-hit innings 9/20 vs. OAK.

MISC: Attended Indian River Community College in Florida...resides in Palm City, Fla., with his wife, Cathe, and their son, Russell III (11/19/94).

MEACHAM — COMPLETE RECORD

Year	Club	W-L	ERA	G	GS	CG	SHO	SV	IP	H	R	ER	BB	SO
1988	Fayetteville	0-3	6.20	6	5	0	0	0	24.2	37	19	17	6	16
	Bristol	+9-1	*1.43	13	9	2	+2	0	75.1	55	14	12	22	85
1989	Fayetteville	10-3	2.29	16	15	2	0	0	102.0	103	33	26	23	74
	Lakeland	5-4	1.95	11	9	4	2	0	64.2	59	15	14	12	39
1990	London	*15-9	3.13	26	26	+9	+3	0	178.0	161	70	62	36	123
1991	Toledo	9-7	3.09	26	17	3	1	2	125.1	117	53	43	40	70
	Detroit	2-1	5.20	10	4	0	0	0	27.2	35	17	16	11	14
1992	Kansas City	10-4	2.74	64	0	0	0	2	101.2	88	39	31	21	64
1993	Kansas City	2-2	5.57	15	0	0	0	0	21.0	31	15	13	5	13
	Omaha	0-0	4.82	7	0	0	0	0	9.1	10	5	5	1	10
1994	Omaha	1-1	7.00	8	0	0	0	1	9.0	9	7	7	3	16
	Kansas City	3-3	3.73	36	0	0	0	4	50.2	51	23	21	12	36
1995	Kansas City	4-3	4.98	49	0	0	0	2	59.2	72	36	33	19	30
1996	Omaha	3-3	4.82	23	4	0	0	2	52.1	56	30	28	18	39
	Seattle	1-1	5.74	15	5	0	0	1	42.1	57	28	27	13	25
	Tacoma	2-1	2.29	7	2	0	0	2	19.2	13	7	5	5	20
1997	Pawtucket	3-3	4.78	28	2	0	0	1	43.1	54	23	23	15	42
MAJOR TOTALS		22-14	4.19	189	9	0	0	9	303.0	334	158	141	81	182

* Led league.

+ Tied for league lead.

MEACHAM — RELIEF/STARTER

Year		W-L	ERA	G	IP	H	R	ER	BB	SO
1991	Relief	0-0	2.16	6	8.1	8	2	2	6	2
	Starter	2-1	6.52	4	19.1	27	15	14	5	12
1992	Relief	10-4	2.74	64	101.2	88	39	31	21	64
	Starter	-	-	-	-	-	-	-	-	-
1993	Relief	2-2	5.57	15	21.0	31	15	13	5	13
	Starter	-	-	-	-	-	-	-	-	-
1994	Relief	3-3	3.73	36	50.2	51	23	21	12	36
	Starter	-	-	-	-	-	-	-	-	-
1995	Relief	4-3	4.98	49	59.2	72	36	33	19	30
	Starter	-	-	-	-	-	-	-	-	-
1996	Relief	0-0	5.30	10	18.2	20	12	11	3	13
	Starter	1-1	6.08	5	23.2	37	16	16	10	12
CAREER Relief		19-12	3.84	180	260.0	270	127	111	66	158
TOTALS Starter		3-2	6.28	9	43.0	64	31	30	15	24

MEACHAM — CAREER TRANSACTIONS

- Selected by Detroit Tigers in 33rd round of June 1987 free-agent draft.
- Claimed on waivers by Kansas City Royals, October 23, 1991.
- On Kansas City disabled list, May 1 to June 4, 1993; included injury rehabilitation assignment to Omaha, May 18 to June 4.
- On Kansas City disabled list, June 15 through remainder of season, 1993.
- Traded to Seattle Mariners for minor league infielder Jose Amado, June 21, 1996.
- Signed by Boston Red Sox as minor league free agent, May 6, 1997.
- On Pawtucket disabled list, August 6, through remainder of season, 1997.
- Signed by St. Louis Cardinals as minor league free agent, December 18, 1997.

NON-ROSTER INVITEE

ROBERTO MEJIA

67 ROBERTO ANTONIO DIAZ MEJIA

Infielder

Ht: 5-11 Bats : Right
Wt: 165 Throws: Right

Age: 25 (Turns 26 on April 14)
Born: 4-14-72 at Hato Mayor, Dominican Republic

BECAME CARDINAL: Signed as a minor league free agent, February 14, 1997.

M.L. SERVICE: 2.054



1997 SEASON:

- Opened the season on the Cardinals' roster and played in seven of the first eight games, including four starts.
- Collected his only hit, an RBI-double, at HOU on 4/5, when he started in right field and finished the game in left. It was the first time he'd played any position besides second base in the major leagues.
- Was sent to Class-AAA Louisville on 4/12 to rehabilitate a strained right groin.
- Appeared in six American Association games before injuring his left shoulder while sliding back to the bag on a pick-off attempt. Was transferred to the 60-day DL on 5/12 and remained sidelined for the rest of the season.

CAREER HIGHLIGHTS:

1991 – Began his minor league career at the Dodgers' Great Falls club of the rookie Pioneer League, where he hit .262 in 23 games.

1992 – Spent the season at Class-A Vero Beach of the Florida State League...opened the schedule hitting .357 in April...was selected by the Rockies in the November expansion draft.

1993 – Batted .299 in 77 games at Colorado Springs in the Pacific Coast League, earning a spot on the AAA All-Star squad...made his big-league debut July 15 at Chicago...collected his first major league hit the next day off Jose Guzman.

1994 – Opened the campaign as the Rockies' everyday second baseman...batted .241 in 38 games before being optioned to Colorado Springs, where he spent the remainder of the season.

1995 – Played in 23 games for the Rockies, hitting .154...was optioned to Colorado Springs on June 23...played in 38 games for the Sky Sox, batting .294 with 14 RBIs.

1996 – Played most of the season for the Reds' Indianapolis club, where he hit .291 in 101 games...set career highs in triples (9, the AmAs high) and RBIs (58) before being dealt to Boston on July 30...played in 21 games for Triple-A Pawtucket, where he batted .257.

MISC: Attended Colegio Adventista in Hato Mayor, DR...is single.

MEJIA — COMPLETE RECORD

Year	Club	AVG.	G	AB	R	H	2B	3B	HR	RBI	BB	SO	SB
1989	Santo Domingo	.221	43	136	18	30	5	3	0	20	24	22	7
1990	Santo Domingo	.301	67	246	61	74	19	1	8	74	48	30	9
1991	Great Falls	.262	23	84	17	22	6	2	2	14	7	22	3
1992	Vero Beach	.248	96	330	42	82	17	1	12	40	37	60	14
1993	Colorado Springs	.299	77	291	51	87	15	2	14	48	18	56	12
	Colorado	.231	65	229	31	53	14	5	5	20	13	63	4
1994	Colorado	.241	38	116	11	28	8	1	4	14	15	33	3
	Colorado Springs	.283	73	283	54	80	24	2	6	37	21	49	7
1995	Colorado	.154	23	52	5	8	1	0	1	4	0	17	0
	Colorado Springs	.294	38	143	18	42	10	2	2	14	7	29	0
1996	Indianapolis	.291	101	374	55	109	24	9	13	58	29	79	13
	Pawtucket	.257	21	74	9	19	4	0	0	4	5	18	4
1997	St. Louis	.071	7	14	0	1	1	0	0	2	0	5	0
	Louisville	.333	6	21	3	7	1	0	1	2	0	4	0
MAJOR TOTALS		.219	133	411	47	90	24	6	10	40	28	118	7

MEJIA — CAREER PINCH-HITTING

	AVG.	AB	H	HR	RBI
1997	.000	3	0	0	0
CAREER	.100	10	1	0	1

MEJIA — CAREER FIELDING

Year	G	PO	A	E	TC	DP	PCT.
1993	65	126	184	12	322	38	.963
1994	34	69	94	7	170	19	.959
1995	16	36	30	2	68	4	.971
1997	3	3	6	1	10	3	.900
CAREER	118	234	314	22	570	64	.963

MEJIA — CAREER TRANSACTIONS

- Signed by Los Angeles Dodgers as non-drafted free agent, November 21, 1988.
- On Vero Beach disabled list, April 29 to May 19, 1992.
- On Vero Beach disabled list, August 18 through remainder of season, 1992.
- Selected by Colorado Rockies with their second choice in second round of November 1992 expansion draft.
- On Colorado Springs suspended list, June 26 to June 28, 1995.
- Signed by Cincinnati Reds as minor-league free agent, January 2, 1996.
- Traded to Boston Red Sox with pitcher Brad Tweedlie for outfielder Kevin Mitchell, July 30, 1996.
- Signed by St. Louis Cardinals as minor-league free agent, February 14, 1997.
- On St. Louis disabled list, April 12 through remainder of season, 1997.

KENT MERCKER

43 KENT FRANKLIN MERCKER
Pitcher

Ht: 6-2 Bats: Left
Wt: 195 Throws: Left

Age: 30
Born: 2-1-68 at Dublin, Ohio

BECAME CARDINAL: Signed as a free agent,
December 16, 1997.

M.L. SERVICE: 7.148



1997 SEASON:

- Pitched a career-high 144.2 innings.
- Delivered four scoreless innings in three relief spots to open the season before moving into the Reds' starting rotation for good.
- Drew a pinch-walk 4/25 vs. PHI to become the first Cincinnati pitcher in 19 years to reach base in a pinch-hitting role.
- Tallied a career-high five consecutive wins (over seven starts) 5/28 - 6/30. Recorded a 1.71 ERA over that span.
- Honored as the National League Pitcher of the Month in June, when he went 4-0 with a 1.96 ERA.
- Tossed a season-best 16 straight scoreless innings over three starts 6/9-20.
- Fired eight innings of four-hit, shutout ball in a 5-1 win 6/14 vs. CWS.
- Notched his 500th career strikeout 7/5 at HOU.
- Carried a 6-6 record and 3.19 ERA into the All-Star break.
- Hit his first career triple 8/6 vs. SD.
- Came out of his 8/16 start at LA after 39 pitches over two innings. Was diagnosed with inflammation in his lower back and disabled, 8/17 - 9/1.
- Lost his only two decisions over his final three starts.

CAREER HIGHLIGHTS:

1986 – Tied for second on the Braves' Gulf Coast League club with four victories and posted a 2.47 ERA...made nine appearances, eight starts, recording 42 strikeouts in 47.1 innings.

1987 – Made three starts in April for Class-A Durham before suffering an injured elbow...underwent successful, but season-ending, surgery in May.

1988 – Back to health, led the Carolina League with a 2.75 ERA and shared the circuit's Pitcher of the Year honors...went 11-4 in 19 starts for Durham and finished third in the league with 159 strikeouts (an average of 11.21 per 9 IP)...tied for sixth with five complete games...selected for league's All-Star Game...promoted to Class-AA Greenville, where he made nine starts and won three of four decisions...struck out 60 Southern League hitters in 48.1 innings (11.17 K/9 IP)...named outstanding pitcher in the Braves' minor league system after going a combined 14-5 with 2.91 ERA and 219 strikeouts in 176 innings.

1989 – At Class-AAA Richmond voted the second-best prospect in the International League...led the league with 144 strikeouts and tied for the lead with 27 starts...worked four complete games...held opponents to 5.71 hits per nine innings (107 H/168.2 IP)...named to Class-AAA All-Star team...recalled in September and made his major league debut 9/22 vs. CIN with two innings of relief...made one other appearance, his first start 9/27 at HOU, where he had no-decision after 2.1 innings of Braves' 5-4 victory.

1990 – Opened his second straight year at Richmond, going 5-4 in 12 games, 10 starts...one of his two relief outings resulted in his first professional save...continued delivering strikeouts, posting 69 in 58.1 innings...recalled to Atlanta 6/28...summoned from the bullpen 36 times in his rookie campaign...collected seven saves in 10 opportunities...yielded six earned runs in his first 28 innings (1.93 ERA), 18 games, 6/30 - 8/15...in July, his first full month in the majors, posted a 1.77 ERA (4 ER/20.1 IP)...picked up first two big-league wins in consecutive two-inning stints: 7/7 vs. NY and 7/14 vs. MTL...earned his first save 7/17 vs. PHI...won four of five decisions with a save over a seven-game stretch 7/7 - 7/24...opposing batters hit .182 (18-99) over 19 games 7/22 - 9/8...collected four saves in five appearances 8/22 - 9/4.

1991 – Got off to a strong start, allowing two runs on four hits in seven April appearances (1.86 ERA, .125 BA)...posted a 1.46 ERA in May...in 29 games, 4/19 - 7/7, had a 1.39 ERA (5 ER/32.1 IP)...started the stretch with 10 straight scoreless outings...stroked his first career hit and drove in his first run with an RBI single 7/30 vs. PIT; also earned the save with three innings' work...went on the disabled list 8/9-24 with a strained muscle in his right side...made four starts in September...the lone decision, a 1-0 win 9/11 vs. SD, was historic, as he pitched six innings before Mark Wohlers and Alejandro Pena finished the game for the first combined no-hitter in N.L. history...appeared once in Braves' victorious N.L. Championship Series vs. PIT...pitched twice in the World Series vs. MIN.

1992 – Pitched in a career-high 53 games, all in relief...did not allow a home run over a 43-game stretch comprising 55 innings, 5/3 - 9/3...pitched a Braves-best 25 consecutive scoreless innings over 22 games, 5/23 - 7/27, during which opposing batters hit 149 (13-87)...reduced his season ERA from 3.65 to 1.81...finished four combined shutouts during the streak...missed three weeks between two September appearances due to a sore right rib cage...hurled three scoreless innings in two appearances vs. PIT in the NLCS...suffered a rib injury during the postgame celebration after Game Seven and missed World Series vs. TOR.

1993 – Opened the season in the bullpen but became a spot starter after the All-Star break...for the year, opponents hit .214 against him — .200 by lefthanded batters (14-70) and .220 by righties (38-173)...combined on two one-hitters; was the third of four pitchers 8/13 vs. CIN, a 14-0 Braves win, then tossed six hitless innings in his longest start, 9/9 at SD (walking one and striking out six); Mark Wohlers then surrendered an eighth-inning single but Greg McMichael finished the 10-inning for a 1-0 win...saw action in five games of NLCS loss to Phillies...allowed a run on three hits in five innings.

1994 – Opened the season in Atlanta's starting rotation...in his first outing, 4/8 at LA, pitched his first career complete game, shutout and no-hitter...struck out 10 hitters, a career high, and walked four batters in what was his 12th big-league start, the earliest no-hitter in the career of an N.L. hurler since the Cubs' Burt Hooten recorded one 4/16/72 vs. PHI...named N.L. Player of the Week 4/4 - 4/10...for the season, enjoyed career highs with nine wins and 111 strikeouts...went 6-3 in 11 starts after Memorial Day with a 2.91 ERA (24 ER/74.1 IP) and .204 opponents' batting average (55-269)...recorded his second career base hit, 6/7 vs SD...saw his streak of scoreless first innings end at 19 consecutive starts when the Reds plated a run in the opening frame 8/7; streak was intact since 8/21/93.

1995 – Made 26 starts and three relief appearances for Atlanta's first World Series championship club...Braves won 16 of his starts...had a 3.09 ERA in 12 road games...held lefthanded batters to .213 batting average (16-75)...took part in a combined shutout, 5/15 vs. COL, throwing a four-hitter over eight innings and driving in a run in a 4-0 victory...equaled a personal best with 10 strikeouts, in 6.2 innings, 6/1 vs. LA...posted a 2.17 ERA (7 ER/29 IP) in July and hurled seven shutout innings in two of five starts...pitched two-hit ball over seven innings while surrendering two runs, one earned, in a 6-2 win 8/23 at HOU...collected a career-high three RBIs 8/29 vs. HOU; his season total of five RBIs also were a career best...worked his 500th career inning that same game...made one appearance in the N.L. Division Series...saw no action in Braves' four-game NLCS sweep of Reds...went two innings in relief, allowing a run on two hits, in Game Three of World Series 10/24 at CLE.

1996 – Opened the season in the Orioles' starting rotation after arriving from Atlanta via trade the previous December...endured a bout with influenza during spring training...subsequent loss of arm strength caused problems early, as lefty dropped six of eight decisions after winning his first outing, 2-1, 4/5 at MIN...traded to Cleveland for Eddie Murray on 7/25 and optioned to Class-AAA Buffalo...made three starts there, with a 3.94 ERA, then recalled 8/6...summoned from Tribe pen 10 times, yielding four runs on five hits in 11.2 IP...worked six consecutive scoreless games, 9.1 innings, 8/19 - 9/18...lone decision with Cleveland was a victory, 9/28 at KC.

MISC: Graduated in 1986 from Dublin High School in Ohio, where he was Central Ohio Player of the Year three times...resides in Dublin with his wife, Julie, (11/10/91) and their daughter, Madison Diane (6/5/94).

MERCKER — COMPLETE RECORD

Year	Club	W-L	ERA	G	GS	CG	SHO	SV	IP	H	R	ER	BB	SO
1986	GCL Braves	4-3	2.47	9	8	0	0	0	47.1	37	21	13	16	42
1987	Durham	0-1	5.40	3	3	0	0	0	11.2	11	8	7	6	14
1988	Durham	11-4	*2.75	19	19	5	0	0	127.2	102	44	39	47	159
	Greenville	3-1	3.35	9	9	0	0	0	48.1	36	20	18	26	60
1989	Richmond	9-12	3.20	27	+27	4	0	0	168.2	107	66	60	*95	*144
	Atlanta	0-0	12.46	2	1	0	0	0	4.1	8	6	6	6	4
1990	Richmond	5-4	3.55	12	10	0	0	1	58.1	60	30	23	27	69
	Atlanta	4-7	3.17	36	0	0	0	7	48.1	43	22	17	24	39
1991	Atlanta	5-3	2.58	50	4	0	0	6	73.1	56	23	21	35	62
1992	Atlanta	3-2	3.42	53	0	0	0	6	68.1	51	27	26	35	49
1993	Atlanta	3-1	2.86	43	6	0	0	0	66.0	52	24	21	36	59
1994	Atlanta	9-4	3.45	20	17	2	1	0	112.1	90	46	43	45	111
1995	Atlanta	7-8	4.15	29	26	0	0	0	143.0	140	73	66	61	102
1996	Baltimore	3-6	7.76	14	12	0	0	0	58.0	73	56	50	35	22
	Buffalo	0-2	3.94	3	3	0	0	0	16.0	11	7	7	9	11
	Cleveland	1-0	3.09	10	0	0	0	0	11.2	10	4	4	3	7
1997	Cincinnati	8-11	3.92	28	25	0	0	0	144.2	135	65	63	62	75
N.L. TOTALS		39-36	3.58	261	79	2	1	19	660.1	575	286	263	304	501
A.L. TOTALS		4-6	6.98	24	12	0	0	0	69.2	83	60	54	38	29
MAJOR TOTALS		43-42	3.91	285	91	2	1	19	730.0	658	346	317	342	530

* Led league.

+ Tied for league lead.

MERCKER — DIVISION SERIES RECORD

Year	Club/Opp.	W-L	ERA	G	GS	CG	SHO	SV	IP	H	R	ER	BB	SO
1995	Atl. vs Col.	0-0	0.00	1	0	0	0	0	0.1	0	0	0	0	0

MERCKER — LEAGUE CHAMPIONSHIP SERIES RECORD

Year	Club/Opp.	W-L	ERA	G	GS	CG	SHO	SV	IP	H	R	ER	BB	SO
1991	Atl. vs Pit.	0-1	13.50	1	0	0	0	0	0.2	0	1	1	2	0
1992	Atl. vs Pit.	0-0	0.00	2	0	0	0	0	3.0	1	0	0	1	1
1993	Atl. vs Phi.	0-0	1.80	5	0	0	0	0	5.0	3	1	1	2	4
1995	Atl. vs Cin.	ELIGIBLE - DID NOT PLAY												
L.C.S. TOTALS		0-1	2.08	8	0	0	0	0	8.2	4	2	2	5	5

MERCKER — WORLD SERIES RECORD

Year	Club/Opp.	W-L	ERA	G	GS	CG	SHO	SV	IP	H	R	ER	BB	SO
1991	Atl. vs Minn.	0-0	0.00	2	0	0	0	0	1.0	0	0	0	0	1
1992	Atl. vs Tor.	INJURED - DID NOT PLAY												
1995	Atl. vs Cle.	0-0	4.50	1	0	0	0	0	2.0	1	1	1	2	2
W.S. TOTALS		0-0	3.00	3	0	0	0	0	3.0	1	1	1	2	3

MERCKER — RELIEF/STARTER

Year		W-L	ERA	G	IP	H	R	ER	BB	SO
1989	Relief	0-0	13.50	1	2.0	4	3	3	2	1
	Starter	0-0	11.57	1	2.1	4	3	3	4	3
1990	Relief	4-7	3.17	36	48.1	43	22	17	24	39
	Starter	-	-	-	-	-	-	-	-	-
1991	Relief	4-3	2.50	46	54.0	45	17	15	25	45
	Starter	1-0	2.79	4	19.1	11	6	6	10	17
1992	Relief	3-2	3.42	53	68.1	51	27	26	35	49
	Starter	-	-	-	-	-	-	-	-	-
1993	Relief	2-0	2.75	37	36.0	27	14	11	26	36
	Starter	1-1	3.00	6	30.0	23	10	10	10	23

MERCKER — RELIEF / STARTER, Continued

1994	Relief	0-0	9.00	3	3.0	4	3	3	5	4
	Starter	9-4	3.29	17	109.1	86	43	40	40	107
1995	Relief	0-0	0.00	3	3.0	1	0	0	0	0
	Starter	7-8	4.24	26	140.0	139	73	66	61	102
1996	Relief	1-1	3.52	12	15.1	13	6	6	6	9
	Starter	3-5	7.95	12	54.1	70	54	48	32	20
1997	Relief	1-0	0.00	3	4.0	3	0	0	4	2
	Starter	7-11	4.03	25	140.2	132	65	63	58	73
CAREER	Relief	15-13	3.12	194	234.0	191	92	81	127	185
TOTALS	Starter	28-29	4.28	91	496.0	465	254	236	215	345

MERCKER — MAJOR LEAGUE HITTING TOTALS

	AVG.	AB	H	HR	RBI
1997	.156	45	7	0	1
CAREER	.093	162	15	0	10

MERCKER — CAREER TRANSACTIONS

- Selected by Atlanta Braves in first round (fifth player overall) of June 1986 free-agent draft.
- On Richmond disabled list, March 30 to May 6, 1990.
- On Atlanta disabled list, August 9 to August 24, 1991.
- Traded to Baltimore Orioles for minor-league pitchers Joe Borowski and Rachaad Stewart, December 17, 1995.
- Traded to Cleveland Indians for designated hitter-first baseman Eddie Murray, July 21, 1996.
- Signed by Cincinnati Reds as free agent, December 10, 1996.
- On Cincinnati disabled list, August 17 to September 1, 1997.
- Signed by St. Louis Cardinals as free agent, December 16, 1997.



MATT MORRIS

35 MATTHEW CHRISTIAN MORRIS
Pitcher

Ht: 6-5 Bats: Right
Wt: 210 Throws: Right

Age: 23 (Turns 24 on August 9).
Born: 8-9-74 at Middletown, New York.

BECAME CARDINAL: Selected in the first round (12th player overall) of the June 1995 free-agent draft.

M.L. SERVICE: 1.000

1997 SEASON:

- Turned in one of the top rookie seasons by a Cards pitcher, earning selection as The Sporting News' N.L. Rookie Pitcher of the Year and tying for second in N.L. Rookie of the Year voting conducted by the BBWAA.
- Led all major league rookies in ERA (3.19) and strikeouts (149), and paced N.L. rookie hurlers with 12 wins, which tied Todd Stottlemyre for the team lead.
- Yielded only 12 home runs in 217 innings, posting the fourth-best homers-to-innings ratio among N.L. pitchers.
- Had his best stuff at Busch, going 9-5 with a 2.73 ERA in 21 starts.
- Was 4-1 in June and had a 2.18 ERA in July.

- In interleague starts vs. the Indians, Twins and White Sox was a combined 2-0 with a 1.19 ERA (22.2 innings/three earned runs).
- Pitched his first complete game in the majors 5/23 at SF but lost 2-0 to S. Estes.
- Pitched his second complete game of the season 9/22 at PIT but lost 3-1.
- Retired the first 17 batters 5/1 vs. FLA en route to his first major league win, a 3-2 Cards victory.
- Made his big-league debut 4/4 at HOU, allowing one run on seven hits in five-plus innings, but did not earn a decision in the Cards' 3-2 extra-innings loss.
- In his 8/5 "homecoming" to New York state, worked 8.1 innings vs. the Mets in the rain, but did not earn a decision in the Cards' 5-4, 10-inning loss. Left the game with a 4-3 lead, but NY rallied for single runs in the ninth and 10th.
- With the temperature hitting 104 degrees, pitched 7.2 innings (five hits, one run) to post a 3-1 win (No. 8) vs. FLA on 7/26.
- Earned his third victory over the Marlins on 8/22 at FLA, his ninth win of the year.
- In his 33 starts, the Cards were 18-15 while averaging 4.6 runs per game.
- At the plate, batted .205 (15-for-73) with six RBIs. Had a pinch-hitting appearance in Cards' extra-innings loss at SD on 6/10.

CAREER HIGHLIGHTS

1995 — Made an impressive professional debut, allowing just two hits in five innings, while striking out six in a 1-0 win over Pittsfield on July 12...was promoted to St. Pete after his second win at New Jersey...faced the minimum 21 batters, and struck out eight, in a 7-inning, one-hit shutout over Sarasota in Game 1 of a doubleheader on August 21...named FSL Pitcher-of-the-Week for August 21-27, after throwing six scoreless innings with nine strikeouts in a 3-1 win over Tampa...pitched for Cards' Winter Instructional League club, posting a 1.17 ERA with four walks and 20 strikeouts in 23 innings.

1996 — The workhorse of the organization, Morris led all Cardinals minor leaguers with 175 innings pitched, mostly at Class-AA Arkansas with one start for Class-AAA Louisville...his four shutouts for Arkansas led the Texas League and helped earn him a spot on the league's All-Star team...tied for second in the league with four complete games and 12 wins, tied for third with 27 starts, ranked fourth with 167 innings, fifth with 120 strikeouts and 10th with a 3.88 ERA...in the Cardinal organization, he tied for fourth in wins and tied for fifth with 129 strikeouts...his four complete games were all four-hit shutouts...in his first start of the season, tossed three-hit ball over six innings with seven strikeouts, earning an 11-2 victory 4/6 at Shreveport...struck out a season-high eight batters in an 8-2 triumph 4/26 vs Tulsa...issued 10 walks in 64.2 innings (1.39 BB/9IP) over 10 starts, 6/5 - 7/26...won three consecutive starts, two by shutout, 6/29 - 7/11...promoted to Louisville in the season's final week...in his only Class-AAA start, struck out nine over eight innings in a 3-0 loss 9/1 vs. Indianapolis.

MISC: Attended Seton Hall University, where he played baseball and was named first team All-American...played for Team USA in 1994...named top prospect among college pitchers by Baseball America...graduated in 1992 from Valley Central H.S., where he played soccer, baseball and basketball...enjoys golf in his spare time...was signed by Cardinals' scout Joe Rigoli...resides in Montgomery, NY.

MORRIS — COMPLETE RECORD

Year	Club	W-L	ERA	G	GS	CG	SHO	SV	IP	H	R	ER	BB	SO
1995	New Jersey	2-0	1.64	2	2	0	0	0	11.0	12	3	2	3	13
	St. Petersburg	3-2	2.38	6	6	1	1	0	34.0	22	16	9	11	31
1996	Arkansas	12-12	3.88	27	27	4	*4	0	167.0	178	79	72	48	120
	Louisville	0-1	3.38	1	1	0	0	0	8.0	8	3	3	1	9
1997	St. Louis	12-9	3.19	33	33	3	0	0	217.0	208	88	77	69	149
MAJOR TOTALS		12-9	3.19	33	33	3	0	0	217.0	208	88	77	69	149

* Led League.

MORRIS — MAJOR LEAGUE HITTING TOTALS

	AVG.	AB	H	HR	RBI
1997	.205	73	15	0	6

JUAN MUNOZ

65 JUAN ALBERTO MUNOZ
Outfielder

Ht: 5-10 Bats: Left
Wt: 170 Throws: Left

Age: 23 (Turns 24 on March 27)
Born: 3-27-74 at Diriamba, Nicaragua

BECAME CARDINAL: Selected in the 33rd round of the June 1995 free-agent draft.

M.L. SERVICE: 0.000



1997 SEASON:

- Ranked in the Top 10 in the farm system in batting (.297, 10th), hits (140, fourth), RBIs (79, third), doubles (25, sixth), triples (nine, first) and runs (69, 10th).
- After a slow start at Class-A Prince William, put together a 10-game hitting streak (16-for-38, 10 RBIs) 4/27-5/6 to raise his average to .313 from .241.
- Had a 16-game hitting streak (23-for-65, five doubles, three triples, three homers, 15 RBIs) 5/14-28 to increase his average 19 points, to .325.
- Belted a ninth-inning grand slam 5/21 to beat Frederick, 7-5.
- Promoted to Class-AA Arkansas in July. After an 0-for-8 start, reeled off a seven-game hitting streak 7/2-8.
- Went 5-for-5 with a homer and six RBIs in a 12-6 victory at Wichita on 7/6. Overall vs. Wichita, hit .340 in 12 games (16-for-47, eight runs, three homers, 11 RBIs).
- Did not commit an error in 55 games at Arkansas (118 TC).

CAREER HIGHLIGHTS:

1995 – Finished second in the Appalachian League with a .347 average and .425 on-base percentage...ranked fourth in slugging (.532)...also was first with 14 outfield assists...recorded three assists in one game, 7/23, forcing out a runner at second in the first inning and cutting down two runners trying to stretch singles into doubles in the fourth inning...struck out just once every 12.88 plate appearances...went 4-for-5 with two homers, including a grand slam, in an 18-17 win over Huntington on 8/10...his 12-game hitting streak 8/10-21 (24-for-51, three doubles, four homers, 13 RBIs, five steals) raised his average to .351 from .301...named Cardinals' Minor League Player of the Month for August, batting .405 with four home runs and 14 RBIs...hit .433 (29-for-67) over his last 17 games 8/10-28...played in Winter Instructional League and batted .388 in 28 games.

1996 – Hit safely in eight consecutive games at Peoria 4/11-20 (17-for-31)...batted .393 (24-for-61, seven doubles, 10 RBIs) in 17 games 4/12-5/7...went 5-for-15 in his first three games after a promotion to St. Petersburg...drove home six runs and went 3-for-4 in a 13-8 win at Sarasota on 7/27.

MISC: Attended Florida International University, where he earned second-team all-conference honors in baseball...was all-city in baseball at Miami Senior High School (1992)...lives in Miami...was signed by John DiPuglia.

MUNOZ—COMPLETE RECORD

Year	Club	AVG	G	AB	R	H	2B	3B	HR	RBI	BB	SO	SB
1995	Johnson City	.347	57	190	43	66	12	1	7	31	27	17	13
1996	Peoria	.342	31	111	19	38	9	0	0	19	14	14	4
	St. Petersburg	.242	90	330	41	80	12	3	1	46	38	35	6
1997	Prince William	.313	66	256	41	80	16	7	4	48	19	25	3
	Arkansas	.279	58	215	28	60	9	2	6	31	16	26	6

NON-ROSTER INVITEE

STEVE ONTIVEROS

24 STEVEN ONTIVEROS

Pitcher

Ht: 6-0 Bats: Right
Wt: 190 Throws: Right

Age: 37
Born: 3-5-61 at Tularosa, New Mexico

BECAME CARDINAL: Signed as a minor league free agent, February 15, 1998.

M.L. SERVICE: 8.118



1997 SEASON:

- Missed virtually the entire season due to a right elbow injury. Made one start, 6/23, for the Anaheim Angels' Lake Elsinore affiliate of the Class-A California League. Faced two batters, walking one and allowing one earned run vs. Santa Barbara.

CAREER HIGHLIGHTS:

- 1982** – Selected by Oakland A's in the second round of the June free-agent draft...after four games at Class-A Medford, struck out 28 in 27 innings at Class-AA West Haven.
- 1983** – Opened the season in Class-AA Albany's starting rotation but moved to the bullpen in midseason...named the club's Pitcher of the Year.
- 1984** – Opened the season at Class-AAA Tacoma but spent much of year on the disabled list due to elbow tendinitis and a cut finger on his pitching hand.
- 1985** – Called up to Oakland 6/11 and recorded two scoreless innings in his major league debut 6/14 at CLE...recorded his first big-league win 7/18 at TOR.
- 1986** – Recorded a career-high 10 saves in 46 games with the A's...spent a month and a half on the disabled list with elbow tendinitis.
- 1987** – Made his first major league start 5/19 vs. NY (AL)...became a full-time starter 6/16 and was named the A.L. Pitcher of the Month for June (5-0, 0.66 ERA)
- 1988** – Made nine starts before elbow problems shelved him 6/12-8/2...started one more game, 8/2 vs CHI (AL), before returning to the disabled list.
- 1989** – Signed by Philadelphia to a minor league contract but won a spot in the Phils' starting rotation...drove in three runs with his first big-league hit, a double 4/11 at MTL...underwent Tommy John surgery on 7/20.
- 1990** – Made his first appearance after recovery from surgery on 8/2 in Clearwater...returned to duty with Philadelphia 9/13 at CHI (NL).
- 1991** – Divided the season between the Philadelphia disabled list and minor league rehab.
- 1992** – Signed by Detroit to a minor league contract but was released in April before making an appearance at any level.
- 1993** – Signed by Minnesota organization...made 16 starts at Portland (Pacific Coast League) before being traded to Seattle...made his first major league appearance since 10/2/90 on 8/10 at KC...allowed just two earned runs in 18 relief innings for the Twins.
- 1994** – Led the A.L. with a 2.65 ERA while dividing the season between Oakland's bullpen and starting rotation...also allowed the league's lowest on-base average (.271) and was second with 2.03 walks per 9 IP...made 14 appearances out of the bullpen before joining the rotation 5/30 at TOR...was 5-2 with a 1.59 ERA in 13 starts (84.2 IP)
- 1995** – Was 8-2 with a 2.59 ERA in his first 11 starts for Oakland to earn the first All-Star Game appearance of his career...took the loss for the A.L., allowing the go-ahead run to score in the eighth inning...finished second on A's staff in wins (9) and starts (22) behind Todd Stottlemire...pitched a one-hit shutout 5/27 vs. NY...fanned a career-high nine batters 9/24 at SEA (6.2 IP)...was beset by arm problems in last 11 starts (1-4, 6.67).
- 1996** – Signed as a free agent by California but was placed on the disabled list 3/25 while recovering from elbow surgery...made two rehab appearances for Class-A Lake Elsinore.

MISC: Graduated in 1979 from St. Joseph High School in South Bend, Ind....played baseball, football, and golf in high school...named shortstop on the All-Indiana team following his senior year...set school records for games pitched in a season (21) and career (56) during three years at the University of Michigan...he and his wife, Cindy, have a daughter, Eve-Ana.

ONTIVEROS — COMPLETE RECORD

Year	Club	W-L	ERA	G	GS	CG	SHO	SV	IP	H	R	ER	BB	SO
1982	Medford	1-0	0.00	4	0	0	0	0	8.0	3	0	0	4	9
	West Haven	2-2	6.33	16	2	0	0	0	27.0	34	26	19	12	28
1983	Albany	8-4	3.75	32	13	5	0	5	129.2	131	62	54	36	91
1984	Madison	3-1	2.05	5	5	2	0	0	30.2	23	10	7	6	26
	Tacoma	1-1	7.94	2	2	0	0	0	11.1	18	11	10	5	6
1985	Tacoma	3-0	2.94	15	0	0	0	2	33.2	26	13	11	21	30
	Oakland	1-3	1.93	39	0	0	0	8	74.2	45	17	16	19	36
1986	Oakland	2-2	4.71	46	0	0	0	10	72.2	72	40	38	25	54
1987	Oakland	10-8	4.00	35	22	2	1	1	150.2	141	78	67	50	97
	Tacoma	0-0	3.00	1	1	0	0	0	3.0	1	1	1	2	1
1988	Oakland	3-4	4.61	10	10	0	0	0	54.2	57	32	28	21	30
1989	Philadelphia	2-1	3.82	6	5	0	0	0	30.2	34	15	13	15	12
	Scranton-WB	0-0	0.00	1	1	0	0	0	3.1	3	0	0	3	0
1990	Clearwater	0-0	2.35	3	3	0	0	0	7.2	4	2	2	3	2
	Reading	0-2	9.00	2	2	0	0	0	6.0	7	6	6	2	8
	Philadelphia	0-0	2.70	5	0	0	0	0	10.0	9	3	3	3	6
1991	Scranton-WB	2-1	2.90	7	7	0	0	0	31.0	29	11	10	10	21
1992				INJURED — DID NOT PITCH										
1993	Portland	7-6	2.87	20	18	2	0	0	103.1	90	40	33	20	73
	Seattle	0-2	1.00	14	0	0	0	0	18.0	18	3	2	6	13
1994	Oakland	6-4	2.65	27	13	2	0	0	115.1	93	39	34	26	56
1995	Oakland	9-6	4.37	22	22	2	1	0	129.2	144	75	63	38	77
1996	Lake Elsinore	1-1	2.25	2	2	0	0	0	8	12	3	2	0	8
1997	Lake Elsinore	0-0	27.00	1	1	0	0	0	0.1	0	1	1	1	0
A.L. TOTALS		31-29	3.63	193	67	6	2	19	615.2	570	284	248	185	363
N.L. TOTALS		2-1	3.54	11	5	0	0	0	40.2	43	18	16	18	18
MAJOR TOTALS		33-30	3.62	204	72	6	2	19	656.1	613	302	264	203	381

* - Led league.

ONTIVEROS — ALL-STAR GAME RECORD

Year	Club	W-L	ERA	G	GS	CG	SHO	SV	IP	H	R	ER	BB	SO
1995	American	0-1	13.50	1	0	0	0	0	0.2	1	1	1	0	1

ONTIVEROS — MAJOR LEAGUE HITTING TOTALS

	AVG.	AB	H	HR	RBI
CAREER	.083	12	1	0	3

ONTIVEROS — CAREER TRANSACTIONS

- Selected by Oakland A's in second round of June 1982 free-agent draft.
- On Oakland disabled list, July 24 to September 14, 1986.
- On Oakland disabled list, March 30 to April 24, 1987; included injury rehabilitation assignment to Tacoma, April 21 to April 24.
- On Oakland disabled list, June 12 to August 2, and August 3 through remainder of season, 1988.
- Signed by Philadelphia Phillies as a free agent, February 16, 1989.
- On Philadelphia disabled list, April 20 to June 6, 1989; included injury rehabilitation assignment to Scranton/Wilkes-Barre, May 14 to May 22.
- On Philadelphia disabled list, June 21 through remainder of season, 1989; included injury

rehabilitation assignment to Scranton/Wilkes-Barre, June 28.

- On Philadelphia disabled list, March 30 to September 8, 1990; included injury rehabilitation assignments to Clearwater, August 2 to August 16; and Reading, August 17 to August 19 and August 27 to September 2.
- On Philadelphia disabled list, March 29 through remainder of season, 1991; included injury rehabilitation assignments to Scranton/Wilkes-Barre, April 28 to May 15 and August 22 to September 2.
- Signed by Detroit Tigers as a minor league free agent, February 28, 1992.
- Signed by Minnesota Twins as a minor league free agent, April 5, 1993.
- Acquired by Seattle Mariners in a trade for outfielder Greg Shockey, August 10, 1993.
- Signed by Oakland A's as a free agent, January 31, 1994.
- On Oakland disabled list, July 16 to August 24, 1995.
- Signed by California Angels as a free agent, January 26, 1996.
- On California disabled list, March 25, through remainder of season, 1996; included injury rehabilitation assignment to Lake Elsinore.
- Signed by Anaheim Angels as a minor league free agent, January 20, 1997.
- Signed by St. Louis Cardinals as a minor league free agent, February 15, 1998.

LUIS ORDAZ

52 LUIS JAVIER ORDAZ

Shortstop

Ht: 5-11 **Bats:** Right
Wt: 170 **Throws:** Right

Age: 22 (Turns 23 on August 12)
Born: 8-12-75 at Maracaibo, Venezuela

BECAME CARDINAL: Acquired from the Cincinnati Reds for outfielder Andre King as part of a three-team trade in which the Cardinals also acquired outfielder Miguel Mejia from the Kansas City Royals, and the Royals acquired pitcher Mike Remlinger from the Cincinnati Reds, December 4, 1995.

M.L. SERVICE: 0.028



1997 SEASON:

- Was recalled from Class-AA Arkansas on 9/1 and made his big-league debut 9/3 vs. CWS.
- Stroked his first major league hit on 9/20 in a start at second base vs. the Pirates. Finished the game with three hits, including a double and a stolen base.
- Collected his first major league RBI on 9/25 vs. CIN.
- A native of Maracaibo, Venezuela, he became the 100th Venezuelan-born player to appear in the majors.
- Batted .287 (112-390) at Arkansas with 20 doubles, six triples, four home runs, 58 RBIs and 11 steals.

CAREER HIGHLIGHTS:

1993 – Signed by Cincinnati as a 17-year-old nondrafted free agent...split time between third base and shortstop in his first pro season at Class-A Princeton...finished second in the Appalachian League with seven triples.

1994 – Played nine games early in the schedule for Class-A Charleston of the South Atlantic League before becoming the full-time shortstop at Princeton...led the Appalachian League with 173 assists and 277 total chances...was named to the league's all-star team.

1995 – Spent the full season at Charleston...ranked second in the league with a .954 fielding average and committed the fewest errors, 22, of any SAL shortstop playing more than 110 games (14 errors fewer than the runner-up)...took part in a triple-play...was 3-for-4 with a double and home run 6/3 at Hickory...hit .308 with 11 RBIs in August.

1996 – In first year in the Cardinal system, ranked third at Class-A St. Petersburg with a .272 batting average...was second on the club with seven sacrifice hits and six sacrifice flies, and third with 10 stolen bases...hit .372 (32-86) in July, .315 in August (35-111), and scored 17 runs in each of the final two months...tallied six stolen bases over 34 games 6/10 - 7/23...cracked a season-high four hits 7/22 vs. Dunedin, kicking off a 10-game hitting streak through 8/1...during the streak batted .415 (17-for-41) and drove in eight runs...hit .397 (25-63) in his last 17 games...enjoyed his second four-hit game of the season 8/25 at Tampa...collected season highs of three runs, four RBIs and two triples (among three hits) 8/27 vs. Charlotte.

MISC: Graduated in 1992 from Santa Maria Goretti High School in native and current hometown of Maracaibo, Venezuela.

ORDAZ — COMPLETE RECORD

Year	Club	AVG.	G	AB	R	H	2B	3B	HR	RBI	BB	SO	SB
1993	Princeton	.300	57	217	28	65	9	7	2	39	7	32	3
1994	Charleston	.226	9	31	3	7	0	0	0	0	1	4	1
	Princeton	.246	60	211	33	52	12	3	0	12	10	27	7
1995	Charleston	.231	112	359	43	83	14	7	2	42	13	47	12
1996	St. Petersburg	.272	126	423	46	115	13	3	3	49	30	53	10
1997	Arkansas	.287	115	390	44	112	20	6	4	58	22	39	11
	St. Louis	.273	12	22	3	6	1	0	0	1	1	2	3
MAJOR TOTALS		.273	12	22	3	6	1	0	0	1	1	2	3

ORDAZ — CAREER TRANSACTIONS

- Signed by Cincinnati Reds as non-drafted free-agent, December 17, 1992.
- Traded to St. Louis Cardinals for outfielder Andre King as part of three-team trade in which Cardinals also acquired outfielder Miguel Mejia from Kansas City Royals, and Royals acquired pitcher Mike Remlinger from Cincinnati Reds, December 4, 1995.

DONOVAN OSBORNE

31 DONOVAN ALAN OSBORNE
Pitcher

Ht: 6-2 **Bats:** Left
Wt: 195 **Throws:** Left

Age: 28 (Turns 29 on June 21)
Born: 6-21-69 at Roseville, California

BECAME CARDINAL: Selected in the first round (13th player overall) of the June 1990 free-agent draft.

M.L. SERVICE: 6.000



1997 SEASON:

- Pitched in just 14 games due to groin and hernia injuries that sidelined him for nearly four months.
- Won one of his first six starts, a 6-2 decision vs. Colorado on 4/27, allowing just one run in seven innings. The victory would be his last until 8/8.
- Allowed only two runs in seven innings at LA on 4/22 but did not receive a decision in the Cardinals' 6-4 win.
- Left his 5/2 start at NY after two innings due to a strained groin. Went on the 15-day disabled list the next day and would not be reactivated until 7/29. Missed 77 games.
- Lost his 7/29 start at HOU after being reactivated, although he allowed only four hits and two runs in five innings.
- Won his first game since April on 8/8, limiting PHI to one run in seven innings in the Cards' 6-1 win at home.
- Held the Expos hitless for six innings 8/26 at Busch but had to settle for a no-decision in the Cards' 7-5 loss.

- Won for the first time in four starts on 8/31 at KC, beating the Royals, 5-4, in the rubber game of the 1-70 Series rematch. Allowed three runs (including two homers) in six innings.
- Made his final start of the season 9/5 at COL. Missed the remainder of the schedule due to discomfort caused by a hernia.
- At Busch, held opposing batters to a .214 average. On the road, was 1-6 and surrendered nine of the 10 homers he allowed in 1997.

CAREER HIGHLIGHTS:

1990 – Was drafted by the Cardinals in the 1st round (13th player overall) of the June, free-agent draft...was assigned to Hamilton, Ont. (A) on July 8 after signing contract...appeared in four games at Hamilton and was 0-2 with a 3.60 ERA...struck out 14 batters in 20 IP for the Redbirds...was promoted to Savannah (A) on July 31...gained his first professional win on 8/25, allowing one unearned run in 7 IP...was winning pitcher in Game #2 of SAL playoff game vs Columbia, SC, when he pitched 7 innings of 2-hit ball, while striking out 7...was 3-0 with a 1.04 ERA in eight games during the Cards' Winter Instructional League season.

1991 – Second-year pro posted a 8-12 mark with a 3.63 ERA at Arkansas (AA)...finished 7th in the Texas League in ERA, second in Innings pitched (166) and fourth in strikeouts (130)...was 3-1 with a 1.93 ERA in July...hurled consecutive 3-hitters on 7/17 and 7/24, while recording 18 strikeouts...had a 3:1 (130 SO/43 BB) strikeouts-to-walks ratio and in two seasons has struck out 172, while walking just 55.

1992 – Rookie lefthander wasn't even supposed to be in the Cards' plans for '92, but injury to Bryn Smith in the first week expedited his call-up from Arkansas (AA)...faired well in big league initiation, finishing second on the club with his 11 wins...made his ML debut on 4/9 vs Mets, but had to be removed from the game after two innings when his sprained left ankle, suffered while fielding a hit on the first play of the game, began to tighten...allowed just one run in 7 IP of 4/14 start at MTL to earn his first win in the majors, 3-1...hurled 7 scoreless innings on 4/23 at NY, but had ND in extra-inning loss...combined with Lee Smith for 4-hit shutout of the Padres on 5/2 at SD...was 3-0 with a 1.23 ERA after his first five starts...struck out a season-high 10 batters on 5/7 vs SF, but lost 2-0 decision in head-to-head meeting with the Giants and Bill Swift...retired 24 straight batters in 5/29 start vs SD, but had no-decision after leaving the game with 1-0 lead after 8.2 IP...won two games on Cards' west coast trip in July, including 6-3 win over the Padres on 7/7 and 1-0 win vs Giants on 7/2 at SF...put together a 15-inning scoreless streak, 6/27-7/7...was 7-5 with a 3.19 ERA at the All-Star break...was moved to the bullpen in late July when he fell into a brief slump...made five relief appearances between July 28 and August 18...was 1-1 with a 3.60 ERA (10 IP/4 ER) out of the bullpen...worked four innings, allowing one run, in 8/9 relief outing vs the Pirates, his last relief appearance prior to returning to the starting rotation on 8/16...was 3-3 with a 3.78 ERA (22 ER/52.1 IP) in 9 starts after returning to the starting rotation...won his 10th decision of the year in his 9/1 start vs the Padres...allowed just six hits in seven shutout innings of Cards' 2-0 win...walked just 38 batters in 179 IP (1.9 BB/9 IP), making him one of three Cards' pitchers to finish in the top-10 among NL pitchers in fewest walks allowed per 9 IP...was 3-0 vs SF...posted a 0.50 ERA in three starts vs NY, but had no decisions vs the Mets...collected his first ML hit with single on 4/27 at LA...was named to Baseball Digest's All-Rookie team.

1993 – Did credible job following solid rookie season, however late-season injury hindered his progress...had no-decisions in four-straight starts from 4/14-4/28 and had ND in 9 of his 26 starts for the year...owned the lowest ERA (3.76) among STL starters & finished 3rd on the club in wins with 10...put together a 6-game winning streak from 6/14-7/19...the Cardinals were winners in 9 of Donovan's 10 starts from 5/28-7/19 & they were a combined 15-11 (.577) in his 26 starts for the year...allowed first inning 3-run homer to Matt Williams on 6/9 @ SF and was tagged with 3-1 loss...went the distance for his first career complete game...combined on 4-0 shutout vs the Braves on 7/19 at ATL to improve his record to 9-3...lost 1-0 decision on 8/3 when he & Cards fell to the Marlins and Charlie Hough, 1-0...had no-decision in 8/13 start at MTL (4-3 loss in 11 innings) and was 2-1 loser vs CHI on 8/8 as Cubs' Hibbard doubled in winning run with his first ML hit...walked 47 batters, nine more than he'd allowed the previous season...allowed an average of 11.6 baserunners (hits + walks)/9 IP...the Cards averaged 4.6 RPG in his 26 starts (119 runs)...of the 18 homers he allowed, only two were by LH batters...opposing LH batters hit a combined .205...was 7-3 with a 2.50 ERA at home...sat out the final month of the season after developing tendinitis in his left shoulder. Follow-up exams found that shoulder had become loose...had surgery to repair his injured shoulder.

1994 – Missed the entire season after undergoing reconstructive surgery in December 1993 to tighten tendons and repair looseness in his injured left shoulder.

1995 – Made the long road back from shoulder surgery and was the club's top starter by season's end...after missing all of 1994 due to injury, made his first start since '93 on

4/29 at NY...was 0-1, 4.09 after his first four starts when it was discovered that his ailing left elbow needed rest...was DLed from 5/15 - 7/13 due to elbow soreness...began injury rehab on 6/28 & was a combined 0-2 with a 3.00 ERA in three injury rehab starts with Arkansas (AA) and Louisville (AAA)...fought to return to his form of '93, but was 0-5 with five no-decisions in his first 10 starts after returning from the DL...surrendered 3 HR's & 7 runs in 4 IP on 7/21 vs the Phillies in 7-0 loss...held the Dodgers to just one run on six hits in his 6 innings of work on 8/8...left the game with 3-1 lead, but took ND as LA rallied for a 4-3 win in their final two at-bats...allowed four runs in 3 IP on 8/19 vs ATL & had ND in Cards' 5-4 win...game was delayed by rain for 1 hr, 22 min., which cut short Donovan's work for the night...had no-decision in Cards' 6-5 win vs the Reds on 8/24...teammates staked him to early 5-0 lead, but he was victimized by two Ron Gant homers & left the game after allowing five runs in 5 IP...fell behind early on 9/3 vs COL, allowing four first-inning runs, but keyed Cards' 4-run fourth inning with his 2-run double ...took no-decision in Cards' 5-4 x-inning loss to the Rockies...won for the first time in 16 games dating back to 8/18/93 when he downed the Padres, 5-2, on 9/8...worked a season-high 8 IP & allowed just two runs (both on HR's) and four hits...won for the 2nd-straight start in Cards' 8-4 win over the Giants on 9/13 completing a 3-game series sweep over Frisco...won for the 3rd-straight start with a 4-2 win at PIT on 9/18...held the Bucs scoreless for the first six innings before allowing two runs (one earned) in the 7th...blanked the Astros for seven innings on 9/24, allowing just three hits, but had no-decision in Cards' 1-0 x-inning loss...equalled '95 club high for cons. wins (4) with his 3-2 win over PIT on 9/29 in his final start of the season...Donovan finished 4-0 with a 2.20 ERA (41 IP/10 ER) in his six starts during Sept, lowering his ERA for the year from 4.73 to 3.81...the Cards were 8-11 in his 18 starts, averaging 3.0 RPG...they were shutout in four of those starts...didn't allow a homer in his last four starts, however he did allow a team-high 17 HR's for the year...14 of the 17 round-trippers he dealt were to RH batters...finished with a team-leading 82 strikeouts, the club's lowest team-leading total since the strike-shortened season of 1981.

1996 – Lefthander finished the season with career highs for wins (13), innings pitched (198.2) and strikeouts (134), as he continued his rise to top spot among game's LHers...season got off to tough start as he suffered broken ribs in spring training automobile accident...made his first start for Cardinals on 4/17 vs PIT, a 6-1 win...went 3-1 in both May & June, improving his mark to 7-4...walked just 18 batters in his first 94.2 ip...longest win streak was three games (twice) & long losing streak was also three...led the team's starters with his 3.53 ERA, the Cards' lowest team-leading mark since 1992...his 13 wins were most by Cards lefty since 1989 (Magrane -18) ... averaged 6.2 ip in his starts, receiving 4.0 runs/game (120 runs)...the Cardinals posted a 17-13 mark in his games started...belted grand slam homer in 9/7 win over Padres, becoming 8th Cards pitcher to hit a grand slam homer & first since B.Forsch ('86)...hurled a combined shutout over Astros on 8/23...was a 1-0 loser to the Padres on 8/6, as the Cards were blanked for the third time in a game started by Donovan...fanned a season-high nine batters on 7/26 vs MTL...tossed his first career CG shutout in a 4-0 win over the Reds on 7/3 at Busch, allowing just four hits...won for the 4th time in five decisions, beating the Dodgers 6-3 on 6/11 at LA...the win gave Cards a split of 8-game west coast trip and it was one more win for Donovan than he had in all of 1995...battled the Padres for seven-plus ip, allowing just two runs on seven hits on 6/5 at SD...was in position to gain the win before Tony Gwynn launched a two-out, 3-run HR in the bottom of the 9th for a 6-4 Padres win...tossed a complete-game 5-3 win over the Astros in Houston on 5/22...battled .220 (13-59) for the year with 4 doubles & 10 RBIs...his 10 RBIs are most by a Cards' pitcher since Bob Forsch had 12 in 1986...was 10-6, 2.90 ERA (130.1 ip/42 er) at night...limited LH batters to a .216 BA (24-111; 4 HR's)...8 of his 13 wins came at Busch...made postseason debut 10/5 at SD in Game Three of Division Series, earning no decision in finale of Cards' three-game sweep...claimed first postseason victory, allowing two runs over seven innings in 3-2 decision 10/12 vs ATL in third game of N.L. Championship Series.

MISC: Graduated from Carson City (NV) H.S. in 1987...played football, basketball and baseball in high school...was drafted by Montreal in the 9th round of the 1987 draft, but did not sign...attended UNLV from 1987-90, and set Big West Conference career victory record...was named preseason All-American and Big West Conference player-of-the-week during his junior year...broke the UNLV school record for strikeouts during his freshman season...was named among top 10 prospects in the Texas League by Baseball America...enjoys playing golf and snow skiing...he has a son, Davis (11-10-94)...signed a three-year contract with an option for the year 2000 in February, 1997...has pledged to donate \$50,000 annually to Cardinals Care Community Fund.

OSBORNE — COMPLETE RECORD

Year	Club	W-L	ERA	G	GS	CG	SHO	SV	IP	H	R	ER	BB	SO
1990	Hamilton	0-2	3.60	4	4	0	0	0	20.0	21	8	8	5	14
	Savannah	2-2	2.61	6	6	1	0	0	41.1	40	20	12	7	28
1991	Arkansas	8-12	3.63	26	26	3	0	0	166.0	177	82	67	43	130
1992	St. Louis	11-9	3.77	34	29	0	0	0	179.0	193	91	75	38	104
1993	St. Louis	10-7	3.76	26	26	1	0	0	155.2	153	73	65	47	83
1994	St. Louis	INJURED — DID NOT PLAY												
1995	St. Louis	4-6	3.81	19	19	0	0	0	113.1	112	58	48	34	82
	Louisville**	0-1	3.86	1	1	0	0	0	7.0	8	3	3	0	3
	Arkansas**	0-1	2.45	2	2	0	0	0	11.0	12	4	3	2	6
1996	St. Louis	13-9	3.53	30	30	2	1	0	198.2	191	87	78	57	134
	Louisville**	1-0	2.57	1	1	0	0	0	7.0	6	2	2	2	3
	St. Petersburg**	1-0	0.00	1	1	0	0	0	6.0	2	0	0	0	2
1997	St. Louis	3-7	4.93	14	14	0	0	0	80.1	84	46	44	23	51
	Louisville**	0-1	4.73	3	3	0	0	0	13.1	13	7	7	5	13
MAJOR TOTALS		41-38	3.84	123	118	3	1	0	727.0	733	355	310	199	454

** Injury rehabilitation assignment.

OSBORNE — DIVISION SERIES RECORD

Year	Club/Opp.	W-L	ERA	G	GS	CG	SHO	SV	IP	H	R	ER	BB	SO
1996	St.L. vs S.D.	0-0	9.00	1	1	0	0	0	4.0	7	4	4	0	5

OSBORNE — LEAGUE CHAMPIONSHIP SERIES RECORD

Year	Club/Opp.	W-L	ERA	G	GS	CG	SHO	SV	IP	H	R	ER	BB	SO
1996	St.L. vs Atl.	1-1	9.39	2	2	0	0	0	7.2	12	8	8	4	6

OSBORNE — MAJOR LEAGUE HITTING TOTALS

	AVG.	AB	H	HR	RBI
1997	.208	24	5	0	2
CAREER	.181	221	40	1	19

Home run: 9/7/96 (Grand Slam vs. SD)

OSBORNE — CAREER TRANSACTIONS

- Selected by Montreal Expos organization in ninth round of June 1987 free-agent draft.
- Selected by St. Louis Cardinals organization in first round (13th player overall) of June 1990 free-agent draft.
- On St. Louis disabled list, April 1 to October 2, 1994.
- On St. Louis disabled list, May 15 to July 14, 1995; included injury rehabilitation assignments to Arkansas and Louisville, June 28 to July 14.
- On St. Louis disabled list, March 25 to April 17, 1996.
- On St. Louis disabled list, May 3 to July 29, 1997; included injury rehabilitation assignment to Louisville.



TOM PAGNOZZI

19 THOMAS ALAN PAGNOZZI

Catcher

Ht: 6-1 Bats: Right
Wt: 190 Throws: Right

Age: 35 (Turns 36 on July 30)
Born: 7-30-62 at Tucson, Arizona

BECAME CARDINAL: Selected in the eighth round of the June 1983 free-agent draft.

M.L. SERVICE: 10.087

1997 SEASON:

- Missed the first 19 games of the season with a strained right calf muscle.
- Played four games before returning to the disabled list with a hip flexor injury, missing 93 games (April 30-Aug. 11).
- Came off the DL on 8/12 vs. NY and blasted a two-run homer, his first of the season, in his first at-bat (off Mlicki).
- Collected his first hit of the season 4/27 vs. COL, sparking a five-run rally.
- Made his seventh career appearance at third base on 4/28 vs. SF. Started at first base on 8/31 at KC.
- Had a season-high three hits 8/28 vs. MTL.
- Had a pinch two-run double on 9/6 [1] at COL.
- Played in 21 games for Class-AA Arkansas in rehab assignments, batting .317 (20-for-63) with five homers and 17 RBIs.
- Ranks fourth all time among Cardinals catchers with 783 games played.

CAREER HIGHLIGHTS:

1983 – Selected by St. Louis in eighth round of June draft and signed by Cardinals' scout Mike Roberts...selected as catcher on New York-Penn League All-Star team.

1984 – Led Midwest League catchers in assists (90)...named to 1984 Midwest League All-Star team...played for Cardinals' entry in 1984 Fla. Winter Inst. League...appeared in 32 games, had 34 hits in 107 at-bats for avg. of .318.

1985 – Opened season at Arkansas...was called up to Louisville on 6/5...homered twice vs Nashville on 6/22...named American Association Player of the Week, 6/17-23, was 11-for-29: .379 with 3 HR and 11 RBI in 8 games...hit in 9 straight games, 8/12-22 (16-for-37: .432)...went 5-for-5 vs Buffalo on 8/16...threw out 18 of 41 (.305) attempted base stealers at Louisville...had .482 slug. pct. at Arkansas...played in Puerto Rico Winter League for Mayaguez...was hit by pitch fracturing left ulna (wrist), which required a cast and finished his season.

1986 – Opened season at AAA level and was off to a fast start at Louisville...on 4/19 at Buffalo went 2-for-4 (double, HR) with 5 RBI...was 5-for-6 with 4 RBI at Indianapolis on 4/24...suffered fractured left ulna (wrist) when he was hit by a foul tip on 5/23...injury occurred in almost same exact spot where he had fracture when hit by pitch during Winter League play past off-season...wrist was placed in cast and was on disabled list remainder of season...threw out 13 of 38 (34%) attempted base stealers...played in Florida Instructional League during off-season...hit .280 and tied for team lead with 16 RBI.

1987 – Was included on 40-man roster and considered to be top prospect in Cardinals' catching race prior to deal for Tony Pena...after the Redbirds acquired Pena, Pagnozzi was optioned to Louisville where he opened the season with a bang...went 2-for-4 with a grand slam homer in his first game at Louisville and earned quick recall to the parent club (April 11) after Pena suffered his thumb injury...served as Cards back-up catcher while Pena was on the mend...Tom's first big league hit was a pinch single on 4/18 vs NY that tied the game in the bottom of the 9th and the Cardinals went on to win 11-8 in 10 innings...Pagnozzi followed up the next day with his first major league homer off Mets' Sid Fernandez in the rookie's first start behind the plate...went 2-for-4 with double on 4/25 at NY...belted his first big league grand slam on 5/17 vs CIN off Reds' Guy Hoffman...made 9 starts behind the plate and one at first base...was sent back to Louisville on 5/22 when Pena was activated from D.L....batted .313 with 14 HR and 71 RBI at Louisville (AAA) earning him selection to the American Association all-league team...had an 11-game hitting streak at Louisville (17-for-42: .405) from 6/3-15...collected RBI in 7 straight games (12

RBI) from 7/22-28...his .313 average was the highest of his professional career...Pag's 14 HR's and 71 RBI were also career bests...was 4-for-4 with 3 HR and triple on 6/22 vs Oklahoma City...was named to the National Association's Triple-A All-Star team...was recalled on August 20 and served as the club's third catcher...stole his first M.L. base in season's final game...was 2-for-7; .286 with 2 RBI as a pinch-hitter...was Cards' DH in Game #1 of the World Series and went 1-for-3.

1988 – Saw action at third base in addition to catcher during spring training...responded with impressive offensive display, hitting .327 and sharing team lead with two home runs and nine RBI...got first two hits of season and drove in run 5/4 at SF...went 2-for-5 with two RBI 5/31 at HOU...compiled 6-for-16 (.375) streak in four straight games 6/14-18...had back-to-back 2-for-3 games 7/10 at SF and 7/15 vs LA...made first major league error 7/31 after 75 errorless games...hit .407 (11-for-27) in July...had game-winning two-run pinch-hit single 8/9 at PHI...hit .354 (17-for-48) during September and October...collected hits in 38 games and had two hits in 18 of those games...hit .321 (50-for-156) as starter and .355 (22-for-62) in 16 of last 18 starts 7/13-9/2...made just four errors in 28 games behind plate and was not charged with passed ball...threw out 39% of would-be base stealers...also played first and third base...second on club to Curt Ford with 26 pinch-hit at-bats.

1989 – Although his playing time was reduced, the Cardinal back-up catcher still provided steady play behind the plate, while showing clutch hitting skills when games were on the line...made his first start of the season 4/19 vs PIT...first RBI of the season was 10th inning sacrifice fly that gave Cards 6-5 win vs CHI on 6/3...each of his 3 RBI were game-winners...supplied GW-hit on 6/15 vs MTL and 8/3 vs NY...had only 2-hit game of the season in 2nd game of 6/20 DH at PHI...threw out 7 of 26 attempted base stealers...played in just 18 games following the All-Star break, and made just 5 starts during that time...made 38 appearances at catcher and played 2 games at first base...made one appearance at 3B (9/7 at NY)...two of his three RBI came in pinch-hit role...was 2nd in pinch-AB's (15) among Cardinal RH pinch-hitters.

1990 – Began the season as the Redbirds' backup catcher, but by season's end he had become the Cards' regular backstop...Pags appeared in just 20 games prior to the All-Star break, batting .226 with one homer and 5 RBI...his homer on 6/3 vs CHI was the third of his career and his first since 1987...turned it up a notch during the 2nd half of the season...batted .293 (49-for-167) following the All-Star break, raising his season average to .277...established personal highs for at-bats, runs, hits, 2B, HR, RBI, walks and strikeouts...batted .296 with 8 RBI in July and .298 with 8 RBI during Sept./Oct....played 63 games at catcher, including 59 starts, and continued his brilliant defensive play...threw out 29 of 63 (46%) would-be base stealers...committed four errors behind the plate, posted a .989 fielding % and didn't commit a passed ball...played 11 games at first base...had career-high three hits on three occasions, and scored a season-high three runs in 8/29 contest at CIN...recorded his 100th career hit with a double on 8/19 vs HOU...collected 7 of his 15 doubles in September...5 of his 23 RBI were game-winners...batted .278 (15-for-54) with runners in scoring position...batted .297 with 2 homers at Busch...each of his four ML homers have come at Busch Stadium...tallied 8 RBI in 10 games vs the Cubs and batted .309 (25-for-81) vs NL West clubs...became the first, and only Cardinal, to hit a homer off the KPLR-TV bull's-eye in left field when his round-tripper on 9/28 vs PIT struck the sign board.

1991 – Established place among game's top catchers by winning his first Rawlings Gold Glove award while also adding run-production from low in the batting order...set career-high with 57 RBI, most by a Redbird backstop since Darrell Porter knocked home 68 in '84...also tallied career highs for games, at-bats, runs, hits, doubles, triples, walks and stolen bases...cracked first HR of year 5/1 vs ATL...equalled career-high with three hits 5/12 at HOU...produced career day 5/26 at NY with four hits and six RBI...batted .440 (11-for-25) the week of 8/12-8/18 and then hit .368 from 8/30 until end of season...threw out 47% (66-of-141) of base-stealers...had first five triples of ML career in '91...stole nine bases to match Tim McCarver's (1966) post-WWI standard for swipes by a Cards' catcher...batted .298 on the road and .305 with 25 RBI during the day...hit .323 against NL East foes...led the Grapefruit League with his .509 batting average.

1992 – Enjoyed another fine season, although offensive numbers fell off during the second half of the year (.282-to-.249 in batting)...maintained a .301 BA thru April...was batting .282 at the break, and earned selection to the NL All-Star squad for the first time in his career...finished 2nd on the club to Lankford in games played (139) and doubles (26)...the 26 doubles were a career-high, as were his seven homers...his career home run total prior to '92 was six...hit 9th-inning solo homer to give Cards a 4-3 win on 5/24 vs HOU...hit his first career homer away from Busch Stadium on 6/5 at PHI...his 9th-inning solo homer on 7/8 at SD gave Cards a 1-0 win...led the NL record for highest fielding%

(min. 100 games) by a catcher with his .999 mark...also tied NL record for fewest errors (1) by a catcher...his only error came on 7/25 vs CIN when the ball slipped out of his hand while he was attempting to throw out a runner who was caught in a rundown...threw out 32% of base-stealers, down 11% from his career average...was Rawlings Gold Glove recipient for the 2nd-straight season...was selected top defensive catcher in the NL in a poll conducted by Baseball America and best throwing catcher in a manager's poll by Baseball Digest...hit in a career-high, 8-straight games, 6/14-22.

1993 – Season got off to a slow start...was batting .175 with 7 RBI when he underwent arthroscopic surgery to repair injured left knee...was disabled from 5/8-6/16...batted .284 (71-for-250) after returning from the DL...had hits in 20 of his last 26 games, going 26-for-89 (.292) while raising his BA from .245 to .258...threw out 35% of opposing baserunners and gunned down 11 of last 19 runners attempting to steal (58%) on him...equalled his career-high with 7 homers...batted .347 on natural grass, collecting 43 of his 85 hits (51%)...six of his seven homers came on the road...ranked 8th in the NL in fielding% (.991) and had a career-high 9 passed balls.

1994 – Suffered left knee injury in late March and underwent surgery to repair torn cartilage...returned to active roster 5/5...put together a career-best 12-game hitting streak 5/18 - 6/3, raising average to .341...tallied 19 RBI in his first 20 games...hit his second career grand slam in 9-0 win vs. PIT on 6/18...homered in the last three games of the season to finish with seven homers, tying a career high...collected his 500th career hit 6/18 with third-inning single...threw out a career-best 51% (23-for-45) of runners attempting to steal...committed only one error to lead N.L. catchers with a .998 fielding average...won his third Gold Glove award, all in the last four seasons...batted .353 (24-68) on grass fields, raising career average to .298...batted .295 with five homers on road...was 4-for-6 (.667) with bases loaded.

1995 – Was slowed by injury for the third straight year and appeared in just 62 games, his lowest total since 1989...was batting .250 through the early part of June, but fell off to .223 at the time he suffered a leg injury on 7/17 that placed him on the DL...pushed his average up from .199 to .227 with a 9-game hit streak from 6/27-7/9...homered on 7/17 at MTL, but was forced to leave game in the 6th after hurting his left knee in a home plate collision...was placed on the DL with fracture & torn tendon in left knee and missed a total of 34 games...was activated from the DL on 8/26, but played just one game after 8/30 due to irritation to lower left leg & fracture to left wrist which he suffered in 9/3 contest vs COL...former Gold Glove catcher threw out 24 of 70 (37%) runners & made just 2 errors for .995 fldg pct (376 TC)...he hit 14 doubles, two more than his '94 total & five of his eight hits vs LHP's were doubles...matched his career high for hits in a single game with four on 4/27 vs PHI...moved past Jimmie Wilson into 5th place on the Cardinals' all-time list for games played among catchers with 654.

1996 – Enjoyed solid season after recovering from wrist injury...posted career highs with 13 home runs and 48 runs, all in 117 games...produced first three multi-homer games of career...banged out three hits on four occasions...while producing at plate, continued producing behind plate as well, throwing out 34 percent of potential base-stealers...recorded career-high 716 putouts while making only 116 appearances as the Redbird catcher...hit .325 with 16 RBI in May...hit safely in nine straight games 5/8-19 (.364, 12-33), and 17 of 18 through 6/1 (.343, 24-70), reaching base in all 18...highlighted stretch with first career two-homer game 5/17 at COL, along with season-high four RBI...capper was 10th-inning GW-homer 6/1 vs HOU...further seven-game hit streak 6/11-21 raised season average to .329...had 30 RBI through 56 games at All-Star break...had three hits and three RBI in 8/30 win vs COL...drove in 300th career run 9/18 vs CHI...drove in game-winning run with eighth-inning fielder's choice 10/3 vs SD in Game Two of Division Series...caught 80 of the Cards' 87 postseason innings, including the first 66 consecutive frames.

MISC: Graduated in 1980 from Rincon High School in Tucson, AZ, where he lettered in baseball for three years and received all-state honors...played baseball at Central Arizona Junior College in 1981 and '82...attended Arkansas University, majoring in education, in 1983...voted all-Southwest Conference in baseball...as a youngster, played in Little League and American Legion programs...originally a third baseman, he switched to catching in his final season of college ball...brother Mike played in Orioles organization; brother Tim played in Phillies organization...married Colleen Winters (1/20/84)...the couple have two daughters, Tiffany Marie (8/6/90) and Brittany Marie (8/19/91) and a son, Andrew Thomas (9/16/96)...he and his wife serve as honorary chairpeople of the Leukemia Society and as chairpeople of the Society's Cardinals Family Calendar campaign...collects baseball cards and plays golf in his spare time...name is pronounced pag-NAHZ-ee...is Cardinals' player representative.

PAGNOZZI — COMPLETE RECORD

Year	Club	AVG.	G	AB	R	H	2B	3B	HR	RBI	BB	SO	SB
1983	Erie	.310	45	168	28	52	9	1	6	22	14	34	3
	Macon	.246	18	57	7	14	2	1	0	6	6	13	0
1984	Springfield	.283	114	396	57	112	20	4	10	68	31	75	3
1985	Arkansas	.309	41	139	15	43	7	1	5	29	13	21	0
	Louisville	.269	76	268	29	72	13	2	5	40	21	47	0
1986	Louisville	.292	30	106	11	31	4	0	1	18	6	21	0
1987	Louisville	.313	84	320	53	100	20	2	14	71	30	50	0
	St. Louis	.188	27	48	8	9	1	0	2	9	4	13	1
1988	St. Louis	.282	81	195	17	55	9	0	0	15	11	32	0
1989	St. Louis	.150	52	80	3	12	2	0	0	3	6	19	0
1990	St. Louis	.277	69	220	20	61	15	0	2	23	14	37	1
1991	St. Louis	.264	140	459	38	121	24	5	2	57	36	63	9
1992	St. Louis	.249	139	485	33	121	26	3	7	44	28	64	2
1993	St. Louis	.258	92	330	31	85	15	1	7	41	19	30	1
	Louisville**	.279	12	43	5	12	3	0	1	1	2	3	0
1994	St. Louis	.272	70	243	21	66	12	1	7	40	21	39	0
	Louisville**	.240	10	25	4	6	3	0	0	3	6	6	0
1995	St. Louis	.215	62	219	17	47	14	1	2	15	11	31	0
	Louisville**	.500	5	16	4	8	2	0	1	3	1	0	0
1996	St. Louis	.270	119	407	48	110	23	0	13	55	24	78	4
	Louisville**	.154	8	26	5	4	0	0	2	3	3	2	0
1997	St. Louis	.220	25	50	4	11	3	0	1	8	1	7	0
	Louisville**	.000	3	5	0	0	0	0	0	0	0	1	0
	Arkansas**	.317	21	63	8	20	0	0	5	17	4	8	0
MAJOR TOTALS		.255	876	2736	240	698	144	11	43	310	175	413	18

** Injury rehabilitation assignment.

PAGNOZZI — DIVISION SERIES RECORD

Year	Club/Opp.	AVG.	G	AB	R	H	2B	3B	HR	RBI	BB	SO	SB
1996	St.L. vs S.D.	.273	3	11	0	3	0	0	0	2	1	3	0

PAGNOZZI — LEAGUE CHAMPIONSHIP SERIES RECORD

Year	Club/Opp.	AVG.	G	AB	R	H	2B	3B	HR	RBI	BB	SO	SB
1987	St.L. vs S.F.	.000	1	1	0	0	0	0	0	0	0	0	0
1996	St.L. vs Atl.	.158	7	19	1	3	1	0	0	1	1	4	0
L.C.S. TOTALS		.150	8	20	1	3	1	0	0	1	1	4	0

PAGNOZZI — WORLD SERIES RECORD

Year	Club/Opp.	AVG.	G	AB	R	H	2B	3B	HR	RBI	BB	SO	SB
1987	St.L. vs Min.	.250	2	4	0	1	0	0	0	0	0	0	0

PAGNOZZI — ALL-STAR GAME RECORD

Year	Club	AVG.	G	AB	R	H	2B	3B	HR	RBI	BB	SO	SB
1992	National	.000	1	1	0	0	0	0	0	0	0	0	0

PAGNOZZI — CAREER FIELDING

POSITION	G	PO	A	E	TC	DP	PCT.
Catcher	783	3865	371	33	4269	42	.992
First Base	39	257	16	0	273	15	1.000
Third Base	7	0	2	0	2	0	1.000

PAGNOZZI — CAREER FIELDING (CATCHING)

Year	G	PO	A	E	TC	DP	PB	PCT	CS	ATT	PCT.
1987	25	53	4	0	57	0	1	1.000	3	9	33%
1988	28	119	13	4	136	0	0	.971	11	28	39%
1989	38	99	9	2	110	1	2	.982	7	27	26%
1990	63	334	38	4	376	4	0	.989	29	63	46%
1991***	139	673	81	7	761	8	5	.991	66	141	47%
1992***	138	688	53	1	742	10	6	*+.999	31	98	32%
1993	92	421	44	4	469	4	9	.991	26	74	35%
1994***	70	369	41	1	411	5	1	*.998	23	45	51%
1995	61	336	38	3	376	4	1	.995	26	70	37%
1996	116	716	48	8	772	6	6	.990	31	90	34%
1997	13	57	2	0	59	0	0	1.000	2	6	33%
TOTALS	783	3865	371	33	4269	42	31	.992	255	651	39%

* Led league.

+ Tied N.L. record.

*** Gold Glove winner.

PAGNOZZI — CAREER TRANSACTIONS

- Selected by Milwaukee Brewers organization in 24th round of free-agent draft, January 12, 1982.
- Selected by St. Louis Cardinals organization in eighth round of free-agent draft, June 6, 1983.
- On Louisville disabled list, May 23 to September 2, 1986.
- On disabled list, May 8 to June 16, 1993; included injury rehabilitation assignment to Louisville, June 2 to June 16.
- On disabled list, March 29 to May 4, 1994; included injury rehabilitation assignment to Louisville, April 23 to May 4.
- On disabled list, July 18 to August 26, 1995; included injury rehabilitation assignment to Louisville, August 16 to August 26.
- On disabled list, March 24 to April 15, 1996; included injury rehabilitation assignment to Louisville, April 4 to April 15.
- On disabled list, March 29 to April 25, 1997; included injury rehabilitation assignment to Arkansas, April 19 to April 24.
- On disabled list, April 30 to August 12, 1997; included injury rehabilitation assignments to Arkansas and Louisville.



LANCE PAINTER

28 LANCE TELFORD PAINTER

Pitcher

Ht: 6-1 **Bats:** Left

Wt: 197 **Throws:** Left

Age: 30 (Turns 31 on July 21)

Born: 7-21-67 at Bedford, England

BECAME CARDINAL: Claimed on waivers from Colorado Rockies, December 2, 1996.

M.L. SERVICE: 3.150

1997 SEASON:

- Limited to 14 appearances due to a right hamstring injury that forced him to the disabled list from 4/5-5/13 and 5/20-9/1.
- Picked up his only victory in the season finale vs. CHI on 9/28, working the final 1.2 innings in a 2-1 win.

- Pitching at Busch, he allowed only one hit in 7.1 shutout innings.
- Of the 14 first-batters he faced, only three reached base.

CAREER HIGHLIGHTS:

1990 – Held Northwest League batters to .174 average pitching for Class A Spokane in first pro season...appeared 23 times, 22 in relief, going 7-3 with 1.51 ERA and averaged 13.06 strikeouts per nine innings (104 K/71.2 IP).

1991 – Tried as a starter (all 28 outings), led all of Class A with four shutouts for Waterloo of the Midwest League...finished as league runner-up with seven complete games, 200 innings and 201 strikeouts, and placed fourth with his 14 wins...named team MVP and earned spot on Midwest League All-Star team.

1992 – Won five of first seven starts en route to 10-5 record for Class AA Wichita...his .667 winning percentage led Texas League and he tied for league lead with 27 starts...struck out season-high 11 batsmen 7/30 at Arkansas...having thrown a shutout in his only complete game during the season, tossed another in Texas League postseason series vs Shreveport.

1993 – Promoted to Class AAA Colorado Springs after strong outing in Rockies' first major-league spring camp...made big-league debut 5/19 at SD and garnered first hit but former organization beat him 7-3...made two more starts before being optioned back to Colorado Springs 6/2...went 9-7 and shared Pacific Coast League lead with four complete games...landed berth on N.L. team (that played in Class AAA All-Star Game at Albuquerque...recalled 8/27, assuming uniform number 28 after wearing 47 during first stint, the change necessitated by the arrival of Bruce Hurst...it seemed to change his luck, because he won his first two starts...claimed first major-league victory 8/29 at NY, allowing just five hits in complete-game 6-1 decision and driving in a run...went seven innings, tripled and scored twice in next start, 10-4 win 9/4 vs PIT...furthered his cause at bat in final start, a no-decision 9/9 at PIT, recording two sacrifice bunts...hit .300 (3-10) with three sac bunts and a walk...entered in relief for first time in majors 9/18 vs LA, as he would in three remaining appearances thereafter.

1994 – Started again at Colorado Springs, but spent enough time in two big-league stints to earn four wins and Rockies' Rookie-of-the-Year award from Colorado BBWAA chapter...won back-to-back starts 6/17 at LA and 6/22 vs HOU...held Astros to two runs over eight innings while scoring a pair himself, driving in another with a sac fly and doubling along the way...posted career-high six strikeouts over six innings in 7/8 loss at FLA...surrendered three runs over seven innings in 15-4 victory 7/16 vs STL...made only relief appearance of season 8/4 at HOU, three days after getting fourth and final win of '94 on same field.

1995 – Opened season on disabled list after spraining ankle early in abbreviated spring training but would win three decisions in a late-season stint that proved crucial to Rockies' march to wild-card berth...having been moved full-time to bullpen, made first opening-day roster, but had only two relief appearances before expanded team lists were cut and was optioned to Colorado Springs...recalled 6/5, but sent back south again after three outings...summoned to Denver once more 7/12, for keeps...would finish season 28-for-33 in first batters retired and permitting only six of 27 inherited runners to score (including two of last 16)...two-run homer by Ryan Thompson 7/14 at NY represented only earned runs scored against Lance in first 15 games back...struck out season-high five that night in four innings, longest relief outing of season...ER-free streak was extended 16.2 innings over 13-plus appearances, 7/14 - 8/11 (allowed unearned run, 7/22 vs NY), before being snapped 8/12 at ATL...opponents hit .158 (9-57) during this span...streak reached zenith 7/25 at PHI, when he set down all 10 Phillies to bat against him, four on strikes...gave six bases on balls in 39.1 innings after final recall, and none in 14 straight games (19.2 IP) 7/25 - 8/27...earned first major-league save 8/16 at CIN by entering to record final out of 6-4 win, and first pro save since 1990 with Spokane...in only start of season, 9/12 vs ATL, allowed only two runs in five innings to put Rockies 10 games over .500...retired only batter faced in season finale, 10/1 vs SF, giving teammates chance to pull out 10-9 win and again go 10 over .500 - and into postseason...opened postseason career as pinch-hitter in Game One of N.L. Division Series, 10/3 vs ATL...started Game Two, one night later, giving three runs over five innings and finishing with no decision in Braves' 7-4 win.

1996 – Spent full season in majors for first time, but was available for just two-thirds of it...like year before, made just one start, incurring loss 4/7 at MON though tying career high with

six strikeouts...recorded 100th career strikeout 4/10 vs CHI...allowed one earned run over 3.2 innings 4/24 vs PHI, but that did not happen before Lance tied game with two-run single that completed comeback from 6-1 deficit he inherited...went on to win career-best four straight decisions over 15 appearances, 4/27 - 6/14...included was a string of eight consecutive scoreless outings 4/30 - 6/1 (6.2 IP)...provided own display 7/4 at LA with four innings of one-hit, shutout pitching while striking out four against one walk...after walking only batter faced 8/4 at CHI, went on DL next day...arthoscopic surgery 9/13 revealed and repaired labrum tear in left shoulder.

MISC: A 1985 graduate of Nicolet High School in Glendale, Wis., he hurled a perfect game his senior season...attended and pitched for University of Wisconsin...born in England, became naturalized U.S. citizen prior to start of 1994 season...along with wife Kelly, the Painters reside in Highlands Ranch, Col.

PAINTER — COMPLETE RECORD

Year	Club	W-L	ERA	G	GS	CG	SHO	SV	IP	H	R	ER	BB	SO
1990	Spokane	7-3	1.51	23	1	0	0	3	71.2	45	18	12	15	104
1991	Waterloo	14-8	2.30	28	28	7	*4	0	200.0	162	64	51	57	201
1992	Wichita	10-5	3.53	27	+27	1	1	0	163.1	138	74	64	55	137
1993	Col. Springs	9-7	4.30	23	22	+4	1	0	138.0	165	90	66	44	91
	Colorado	2-2	6.00	10	6	1	0	0	39.0	52	26	26	9	16
1994	Col. Springs	4-3	4.79	13	13	1	0	0	71.1	83	42	38	28	59
	Colorado	4-6	6.11	15	14	0	0	0	73.2	91	51	50	26	41
1995	Colorado	3-0	4.37	33	1	0	0	1	45.1	55	23	22	10	36
	Col. Springs	0-3	5.96	11	4	0	0	0	25.2	32	20	17	11	12
1996	Colorado	4-2	5.86	34	1	0	0	0	50.2	56	37	33	25	48
1997	St. Louis	1-1	4.76	14	0	0	0	0	17.0	13	9	9	8	11
	Louisville	1-0	5.23	18	2	0	0	0	20.2	18	14	12	4	22
MAJOR TOTALS		14-11	5.58	106	22	1	0	1	225.2	315	146	140	78	152

*Led league.

+Tied for league lead.

PAINTER — DIVISION SERIES RECORD

Year	Club/Opp.	W-L	ERA	G	GS	CG	SHO	SV	IP	H	R	ER	BB	SO
1995	Col. vs Atl.	0-0	5.40	1	1	0	0	0	5.0	5	3	3	2	4

PAINTER — RELIEF/STARTER

Year		W-L	ERA	G	IP	H	R	ER	BB	SO
1993	Relief	0-0	4.15	4	4.1	6	2	2	1	4
	Starter	2-2	6.23	6	34.2	46	24	24	8	12
1994	Relief	0-0	4.50	1	2.0	3	1	1	0	0
	Starter	4-6	6.15	14	71.2	88	50	49	26	41
1995	Relief	2-0	4.46	32	40.1	46	21	20	8	34
	Starter	1-0	3.60	1	5.0	9	2	2	2	2
1996	Relief	4-1	5.72	33	45.2	51	33	29	23	42
	Starter	0-1	7.20	1	5.0	5	4	4	2	6
1997	Relief	1-1	4.76	14	17.0	13	9	9	8	11
	Starter	-	-	-	-	-	-	-	-	-
CAREER Relief		7-2	5.02	84	109.1	119	66	61	40	91
TOTALS Starter		7-9	6.11	22	116.1	148	80	79	38	61

PAINTER — MAJOR LEAGUE HITTING TOTALS

	AVG.	AB	H	HR	RBI
1997	.000	1	0	0	0
CAREER	.125	56	9	0	5

PAINTER — CAREER TRANSACTIONS

- Selected by San Diego Padres in 25th round of June 1990 free-agent draft.
- Selected by Colorado Rockies with their fourth choice in second round of November 1992 expansion draft.
- On disabled list, April 17 to May 6, 1995.
- On disabled list, August 6 through remainder of season, 1996.
- Claimed on waivers by St. Louis Cardinals, December 2, 1996.
- On St. Louis disabled list, April 5 to May 12 and May 20 to September 1, 1997.

MARK PETKOVSEK

46 MARK JOSEPH PETKOVSEK
Pitcher

Ht: 6-0 **Bats:** Right
Wt: 185 **Throws:** Right

Age: 32

Born: 11/18/65 at Beaumont, Texas

BECAME CARDINAL: Signed as a six-year minor league free agent, November 14, 1994.

M.L. SERVICE: 3.071



1997 SEASON:

- Started strong, posting a 1.96 ERA in April (2-3) and a 2.70 mark in May, but was 0-3 with a 7.36 ERA after the All-Star break.
- Was one of four Cards pitchers to appear in more than 50 games.
- Was credited with two saves (6/11 at SD and 9/6 [1] at COL) and five holds.
- Led Cards' relievers by inducing opponents to hit into 12 double-plays.
- Surrendered 14 home runs during the season, including five in August.
- Made two starts: 4/2 at MTL (5 IP/3 ER) in Cards' second game and 7/19 vs. SF (4.1 IP/5 ER).
- Pitched four scoreless innings vs. MTL on 4/8 to record his first win.
- Tossed six scoreless innings in relief 4/19 vs. SD at Hawaii to earn the win.
- Was the winner in relief 7/2 vs. MIN after pitching two perfect innings.
- Earned the victory with four shutout relief innings 6/28 at CIN, allowing just two hits.
- Pitched three shutout innings in relief on 9/15 vs. LA.
- Was tagged for nine runs (and three homers) in two innings on 8/30 at KC.

CAREER HIGHLIGHTS:

1987 – Opened pro career in Gulf Coast League, winning three times before 7/3 promotion to Class A Charlotte.

1988 – Threw five straight shutouts, 7/30 - 8/24, breaking 36-year-old Florida State League record...held opposition scoreless 43 consecutive innings during streak...finished year tied for league lead with those five blankings...also led team with 28 starts, seven complete games, 175.2 innings and 95 strikeouts...registered career bests with 10 wins and 2.97 ERA...gave just 2.15 walks per nine innings, 42 in all.

1989 – Promoted to Class AA Tulsa...was second on club with 21 starts and 140 innings...moved to Class AAA Oklahoma City 6/29, but after six starts, returned to Texas League affiliate 8/3, where he completed season with eight wins.

1990 – Pitched full season of Class AAA ball for first time...tied for third in American Association with 28 starts...paced Oklahoma City staff with 151 innings, tied for lead with two complete games and tied for second with seven wins...concluded season with two-hit shutout 9/1 vs Omaha.

1991 – Began season at Oklahoma City, where he would win a team-leading nine games...led AmAs with 40 assists and 55 total chances...shut out Nashville, 5/18, on four hits while fanning seven, season-high...was purchased by Rangers 6/8, made major-league debut that night at NYY but took the loss...appeared three times in relief, then outrighted back to Oklahoma City 6/26.

1992 – Moved to Pirates' organization, under contract to Class AAA Buffalo, where he would stay for season...led club with 22 starts and 150.1 IP...made 31 assists, sharing league lead with Paul Kilgus...hit .242 (8-33) and drove in three runs, including five pinch at-bats...pitched Opening Day at Oklahoma City, but ended with no decision in team's 9-7 win...set club record in AmAs play 6/1 vs Louisville, setting down 19 consecutive batters in only complete games, a two-hit, 5-1 victory...moved to bullpen late in year, making 10 relief appearances, with one save and 2.05 ERA (5 ER/22 IP), aiding team's run at playoffs...pitched twice in AmAs Championship Series vs Oklahoma City, dropping first and third games.

1993 – Opened with Buffalo...won back-to-back decisions, first 4/24 vs Oklahoma City, losing only complete game of season in 9-1 win 5/7 at Indy...purchased 5/25 by PIT...made NL debut 5/26 vs FLA...claimed first major-league victory 6/2 at COL...after nine outings, allowing five runs in 12 innings (3.75 ERA), sent back to Buffalo 6/16...after stint on disabled list, 7/4 - 7/23, recalled by Bucs 7/26...won his first outing back with big club, 7/28 vs MTL...kept NL opposition to one run over 10.1 innings and eight appearances, 5/31 - 7/31...scores final victory 8/20 at SD.

1994 – Tied for 5th in PCL in shutouts...was 2nd in wins (10) on Toros staff...Named Pacific Coast League Pitcher of the Week 5/15-21...Went 5-0 in May. (3.11 ERA, 7 G's, 46.1 IP, 45 H, 17 R, 16 ER)...Had six winning decisions in a row 4/26-5/31...Pitched a no hitter on 5/16 against Colorado Springs winning 5-0 (9 IP, 0 R, 2 BB, 3 SO)...His no-hitter was the first 9 inning no-hitter in franchise history...Went 8 innings in 5/31 win against Calgary (10 H, 1 R, 1 ER, 0 BB, 3 SO).

1995 – Even though he didn't join the club until late May, Mark still managed to lead Cards pitchers in both games started (21) & innings pitched (137.1)...was purchased from Louisville (AAA) on 5/26 & quickly established himself as one of the club's most consistent starters...he was leading the American Association in ERA (2.32) at the time of his call-up and was also among AmAs leaders in wins (4), innings pitched (54.1), complete games (2) and shutouts (1)...he tossed a 2-hit shutout in his first start for Louisville on 4/7 vs Indianapolis...made his Cardinals debut vs the Reds on 5/26, allowing one run on seven hits in 6 IP...it was his first major league appearance since 9/18/93...earned his first ML win since 8/20/93 with a 9-5 victory over the Rockies on 6/5 at Coors Field...blanked the Padres on four hits through 8 IP on 6/15, as he & Tom Henke combined for a 2-1 win...tossed the first CG shutout of his career on 6/20 in 7-0 win vs the Dodgers...it was the first SHO by a Cards pitcher since 7/19/94...Mark carried an 18 inning scoreless streak into his 6/26 start at the Astrodome, but the streak came to a quick end as he allowed 9 runs (6 earned) in just 1.1 IP...was moved to the bullpen following the All-Star break and tallied 10 IP, allowing one earned run, in four appearances out of the pen...blanked the Pirates in 3.2 innings of relief on 7/13...returned to starting rotation on 7/28 at FLA, taking Ken Hill's turn following trade and dropped 6-0 decision to the Marlins...blanked the Cubs on three hits through 7 IP on 8/5, but came away with no-decision in Cards' 1-0 loss...earned 2-1 forfeit win at LA on 8/10, working 7.2 IP, his longest outing since 6/20 CG win vs LA...struck out a career-high 10 batters on 8/16 at SF, but was loser in 2-1 defeat...held the Rockies hitless for 6 innings on 8/26 & left with game tied 0-0 in the 8th...won for the first time in six starts going back to 8/10 when he posted a 13-4 win over the Giants on 9/11...enjoyed pitching at Busch, where he was 4-1 with a 2.92 ERA in 13 games...posted a 2.25 ERA in his five relief appearances...the Cards were 11-10 in his 21 starts.

1996 – Righthanded swing-man finished with 11 wins, two more than his career total prior to the start of the '96 season...made a total of 6 starts & 42 relief appearances...was one of five Cards hurlers to win in double digits, the first time since '91 the Cards had that many 10-game winners...gained his 11th win in a 1-0 combined shutout over the Giants at SF, in which he worked 5 scoreless innings...his 10th win came in his last appearance prior to the 9/10 start - 9/6 in relief vs SD...hurled two shutout frames in relief on 9/1 vs COL to notch his 9th victory...worked four innings 8/22 at COL, matching his season-high for longest relief stint by a Cards pitcher in '96...suffered his first loss of the season 7/18 vs CHI...made his first relief appearance 4/29 vs ATL, going one shutout inning...held the Dodgers to just two runs on five hits in a 6-5 win in his 5/12 start...allowed just one run in 5 ip in the opening game (May 7) of series vs Giants...had no-decision in Cards' 4-2 loss to the Giants...earned his first win of the season as he went 5 ip, allowing 4 runs on 7 hits in the Cardinals' 9-4 win over NY on 4/24 at Busch...made his '96 debut on 4/19 at PHI after returning from DL and worked 4 ip...combined with five relievers for a 1-0 shutout that

tied club & league records for pitchers used (6) in a shutout win...was bothered by inflammation in his right rotator cuff during the spring and forced to go on the 15-day disabled list...made a total of five appearances while on injury rehab. assignment...four of his five rehab outings came as a reliever...pitched three games for Class A St. Petersburg and made his final two appearances for Louisville...allowed 9 home runs, but seven of those came before the first of July...lowered his ERA a total of .78 pts. (4.33-3.55) after the month of July...was 6-0 in day games...each of his 13 decisions came on grass playing surfaces, and 9 of his 11 wins came at Busch...showed impressively in first postseason appearance...pitched two perfect innings in third game of Division Series 10/5 at SD, allowing teammates to overcome early 4-1 deficit in eventual 7-5 victory in series-clincher...became the first Cardinal pitcher to work in six games of a postseason series during N.L. Championship Series vs ATL...successfully held the two leads he inherited, in Games Two and Three.

MISC: Pitched three seasons at University of Texas, compiling record of 29-3...tied for national lead with 15 wins in 1987, and named All-Southwest Conference...graduate of Kelly H.S., Beaumont, TX, where he played baseball, basketball, football and golf...played Little League Baseball...youngest of eight children...hobbies include hunting and golf...wife's name is Heather...name is pronounced pet-KIE-zek.

PETKOVSEK — COMPLETE RECORD

Year	Club	W-L	ERA	G	GS	CG	SHO	SV	IP	H	R	ER	BB	SO
1987	Charlotte	3-4	4.02	11	10	0	0	0	56.0	67	36	25	17	23
	Rangers GCL	0-0	3.18	3	1	0	0	0	5.2	4	2	2	2	7
1988	Charlotte	10-11	2.97	28	28	7	+5	0	175.2	156	71	58	42	95
1989	Tulsa	8-5	3.47	21	21	1	0	0	140.0	144	63	54	35	66
	Oklahoma City	0-4	7.34	6	6	0	0	0	30.2	39	27	25	18	8
1990	Oklahoma City	7-14	5.25	28	28	2	1	0	151.0	*187	*103	88	42	81
1991	Oklahoma City	9-8	4.93	25	24	3	1	0	149.2	162	89	82	38	67
	Texas	0-1	14.46	4	1	0	0	0	9.1	21	16	15	4	6
1992	Buffalo	8-8	3.53	32	22	1	0	1	150.1	150	76	59	44	49
1993	Buffalo	3-4	4.33	14	11	1	0	0	70.2	74	38	34	16	27
	Pittsburgh	3-0	6.96	26	0	0	0	0	32.1	43	25	25	9	14
1994	Tucson	10-7	4.62	25	23	1	1	0	138.1	176	87	71	40	69
1995	Louisville	4-1	2.32	8	8	2	1	0	54.1	38	16	14	8	30
	St. Louis	6-6	4.00	26	21	1	1	0	137.1	136	71	61	35	71
1996	St. Louis	11-2	3.55	48	6	0	0	0	88.2	83	37	35	35	45
	St. Petersburg**	0-0	4.50	3	0	0	0	0	6.0	6	3	3	0	5
	Louisville**	0-1	9.00	2	1	0	0	0	3.0	5	4	3	1	4
1997	St. Louis	4-7	5.06	55	2	0	0	2	96.0	109	61	54	31	51
ST. LOUIS TOTALS		21-15	4.19	129	29	1	1	2	322.0	328	169	150	101	167
N.L. TOTALS		24-15	4.83	155	29	1	1	2	354.1	371	194	175	110	181
A.L. TOTALS		0-1	14.46	4	1	0	0	0	9.1	21	16	15	4	6
MAJOR TOTALS		24-16	4.70	159	30	1	1	2	363.2	392	210	190	114	187

* Led league. + Tied for league lead. ** Injury rehabilitation assignment.

PETKOVSEK — DIVISION SERIES RECORD

Year	Club/Opp.	W-L	ERA	G	GS	CG	SHO	SV	IP	H	R	ER	BB	SO
1996	St.L. vs S.D.	0-0	0.00	1	0	0	0	0	2.0	0	0	0	0	1

PETKOVSEK — LEAGUE CHAMPIONSHIP SERIES RECORD

Year	Club/Opp.	W-L	ERA	G	GS	CG	SHO	SV	IP	H	R	ER	BB	SO
1996	St.L. vs Atl.	0-1	7.36	6	0	0	0	0	7.1	11	6	6	3	7

PETKOVSEK — RELIEF / STARTER

Year		W-L	ERA	G	IP	H	R	ER	BB	SO
1991	Relief	0-0	15.43	3	4.2	11	9	8	2	3
	Starter	0-1	13.50	1	4.2	10	7	7	2	3
1993	Relief	3-0	6.96	26	32.1	40	25	25	9	14
	Starter	-	-	-	-	-	-	-	-	-
1995	Relief	1-0	2.25	5	12.0	10	4	3	3	5
	Starter	5-6	4.16	21	125.1	126	67	58	32	66
1996	Relief	8-2	4.14	42	58.2	57	29	27	24	29
	Starter	3-0	2.40	6	30.0	26	8	8	11	16
1997	Relief	4-6	4.78	53	86.2	95	53	46	28	47
	Starter	0-1	7.71	2	9.1	14	8	8	3	4
CAREER	Relief	16-8	5.05	129	194.1	216	120	109	66	98
TOTALS	Starter	8-8	4.31	30	169.1	176	90	81	48	89

PETKOVSEK — MAJOR LEAGUE HITTING TOTALS

	AVG.	AB	H	HR	RBI
1997	.091	11	1	0	0
CAREER	.109	64	7	0	2

PETKOVSEK — CAREER TRANSACTIONS

- Selected by Texas Rangers with supplemental selection following first round (29th player overall) of June 1987 free-agent draft; selection received from New York Yankees as compensation for signing Type A free-agent Gary Ward.
- Signed by Pittsburgh Pirates as free agent, January 22, 1992.
- On Buffalo disabled list, July 4 to July 23, 1993.
- Signed by Houston Astros as a minor league free agent, March 4, 1994.
- Signed by St. Louis Cardinals as six-year minor league free agent, November 14, 1994.
- On disabled list, March 22 to April 19, 1996; included injury rehabilitation assignment to St. Petersburg, April 5 to April 11, and Louisville, April 12 to April 19.



PLACIDO POLANCO

63 PLACIDO ENRIQUE POLANCO

Second baseman

Ht: 5-10 **Bats:** Right
Wt: 168 **Throws:** Right

Age: 22

Born: 10-10-75 at Santo Domingo, Dominican Republic

BECAME CARDINAL: Selected in the 19th round of the June 1994 free-agent draft.

M.L. SERVICE: 0.000

1997 SEASON:

- Ranked second in the organization with 148 hits and tied for eighth with 71 runs.
- Led Texas League second basemen with a .979 fielding average and 425 assists, and tied for the lead with 110 double-plays at Class-AA Arkansas.
- Had errorless streaks of 26 games (4/13-5/13) and 29 games (7/2-8/4).
- In July, played in the Class-AA All-Star Game and the Texas League All-Star Game.
- Hit safely in 21 consecutive games 6/4-22 (29-for-86), boosting his average to .313 from .302. Followed that with a 12-game streak 7/10-22 (18-for-49)
- Went 3-for-5 with two doubles and two RBIs 5/21 at El Paso.
- Singled twice in an eight-run fifth inning 6/9 vs. Jackson.
- Averaged only one strikeout every 10 at-bats. Went 63 at-bats (15-plus games) without striking out 7/31-8/15.

CAREER HIGHLIGHTS:

1994 – Assigned to the Arizona League after being selected in the June draft...batted .290 in July...hit .375 against the Brewers' rookie entry...homed and drove in four runs in a 9-7 victory over the A's affiliate on 8/3.

1995 – Struck out just once every 13.1 plate appearances at Class-A Peoria, ranking as the second-toughest hitter to fan in the Midwest League...hit .385 in seven games vs. West Michigan...played in the Winter Instructional League, batting .257 in 23 games.

1996 – Led the Florida State League with 157 hits while playing in a league-high 137 games...won the league's fielding title at second base (.993 average), making just four errors in 585 total chances...May was a good month on both sides of the ball, as he led the league in hits (43, .352) and did not commit an error...his 35-game errorless streak ended 6/4...had a 13-game hitting streak 4/13-27 (16-for-58)...his streak of 18 games, 71 at-bats without striking out ended 8/6 vs. Tampa...beat Dunedin 3-2 with a ninth-inning, run-scoring single on 5/3...drove in the only run of a 1-0 win vs. Vero Beach on 8/13 [1].

MISC: Played baseball for Miami Dade CC...graduated in 1991 from Santo Claro High School in Santo Domingo, where he played baseball and was a two-time MVP in basketball...lives in Miami...name is pronounced Puh-SEE-doh Poh-LAHNK-oh.

POLANCO — COMPLETE RECORD

Year	Club	AVG	G	AB	R	H	2B	3B	HR	RBI	BB	SO	SB
1994	Ariz. Cardinals	.213	32	127	17	27	4	0	1	10	7	15	4
1995	Peoria	.266	103	361	43	96	7	4	2	41	18	30	7
1996	St. Petersburg	.291	*137	540	65	*157	29	5	0	51	24	34	4
1997	Arkansas	.291	129	508	71	148	16	3	2	51	29	51	19

* Led league.

NON-ROSTER INVITEE

CLIFF POLITTE

68 CLIFF ANTHONY POLITTE

Pitcher

Ht: 5-11 Bats: Right
Wt: 185 Throws: Right

Age: 24

Born: 2-27-74 at St. Louis, Missouri

BECAME CARDINAL: Selected in the 54th round of the June 1995 free-agent draft. Signed to a 1996 contract on August 13, 1995.

M.L. SERVICE: 0.000



1997 SEASON:

- Named the organization's 1997 Minor League Pitcher of the Year.
- Posted a combined 15-2 record and 2.22 earned-run average while pitching at Class-A Prince William and Class-AA Arkansas.
- Led the organization in wins and strikeouts (144), ranked third in innings pitched (158) and fifth in opponents' batting average (.216). Also had the best ERA among the system's starting pitchers.
- Named Pitcher of the Year in the Carolina League, where he posted the following league-leading figures for Prince William: a 2.24 ERA, .917 winning percentage, .203 opponents' batting average and 9.12 base-runners per nine innings pitched.
- Won 11 of his 12 decisions to start the year at Prince William.
- Compiled a 2-0 record in three starts vs. the Rockies' Salem affiliate (21 IP, 8 H, 2 ER, 4 BB, 20 Ks). Allowed a total of three hits and one earned run in back-to-back starts against Salem (15 IP) 5/25 and 5/30.
- Suffered his only loss for the Cannons at Durham on 5/5 (6.0 IP, 7 H, 5 R, 3 ER).
- Won six consecutive starts 5/15-6/10 and nine straight decisions before being promoted to Arkansas in mid-July.

- Extended his winning streak with three consecutive victories at Arkansas. Allowed only four earned runs in his first four starts (26.0 IP).
- Fanned 10 batters and retired the first 15 in a 7-3 win vs. Tulsa on 8/6.

CAREER HIGHLIGHTS:

1996 – In his first minor league season, ranked third in the Cardinals' farm system with 14 wins, a 2.59 ERA, 151 strikeouts and a .199 opponents' batting average at Class-A Peoria...was 6-0 over a nine-start span 4/21-5/27...tossed 6.1 scoreless innings (2 H, 3 BB, 6 Ks) in a 5-0 win at Kane County on 5/22...threw seven shutout frames 7/23 vs. West Michigan, earning the decision in a 7-1 victory.

MISC: Attended Jefferson JC in St. Louis, earning first-team All-America, All-Conference and All-Region honors...pitched a five-inning no-hitter in college, striking out 11 of 15 batters...captained the baseball and soccer teams at Vianney High School in St. Louis...enjoys golf and boating...still makes his home in St. Louis...name is pronounced Po-LEET.

POLITTE — COMPLETE RECORD

Year	Club	W-L	ERA	G	GS	CG	SHO	SV	IP	H	R	ER	BB	SO
1996	Peoria	14-6	2.59	25	25	0	0	0	149.2	108	50	43	47	151
1997	Prince William	11-1	*2.24	19	19	0	0	0	120.1	89	37	30	31	118
	Arkansas	4-1	2.15	6	6	0	0	0	37.2	35	15	9	9	26

* Led league.



BRADY RAGGIO

58 BRADY JOHN RAGGIO
Pitcher

Ht: 6-4 Bats: Right
Wt: 210 Throws: Right

Age: 25 (Turns 26 on September 17)
Born: 9-17-72 at Los Angeles, California

BECAME CARDINAL: Selected in the 20th round of the June 1992 free-agent draft.

M.L. SERVICE: 0.053

1997 SEASON:

- Had three stints on the Cardinals' big-league roster while pitching most of the season at Class-AAA Louisville.
- Won his first two starts for Louisville, allowing just three runs on 11 hits and two walks in 14.0 innings against Indianapolis and Nashville.
- Following those starts, was promoted to St. Louis on 4/14.
- Won his major league debut 4/15 at Florida, allowing two runs in 5.1 innings.
- Pitched in 15 games (four starts) at the major league level, losing his other two decisions.
- Hurled two complete games for Louisville and had a 6-3 record at home.
- Fanned 91 batters and walked 32 in 138.0 innings at Triple-A.

CAREER HIGHLIGHTS:

1992 – Fared well as a starter with the Cardinals' entry in the rookie-level Arizona League...tied for third in the league with three complete games...had a 2.65 ERA in six starts...recorded 48 strikeouts against seven walks in 48.1 innings (8.94 Ks vs. 1.30 BB/9 IP)...struck out 10 in seven innings 8/6 vs. Athletics...tossed a seven-inning complete game, allowing three hits and no walks while striking out 10 on 8/24 vs. Padres...fired another three-hitter 8/30 vs. Rockies/Cubs co-op team; in two starts against them, he allowed only one earned run in 14 innings (0.64 ERA).

1993 – Missed the season due to injuries suffered in an accidental fall from a cliff.

1994 – Opened the schedule at Cards' short-season Class-A club at New Jersey...won

his first three starts in New York-Penn League play, surrendering five earned runs over 27 innings (1.67 ERA)...promoted 7/6 to full-season Class-A club at Madison...was victorious in his Midwest League debut 7/7 vs. Clinton.

1995 – Remained with Cards' Midwest League entry, now in Peoria, to open the season...allowed just two walks in 48.2 innings...named Cards' Minor League Pitcher of the Month for May, when he threw his first two pro shutouts, went 3-0, allowed just four earned runs and 20 hits in 38 innings (0.95 ERA), walked one and struck out 28...earned Midwest League Pitcher of the Week honors 4/30-5/6...promoted in June to Class-A St. Petersburg, where 17 of his 20 Florida State League appearances were in relief...posted a 3.38 ERA in his three starts.

1996 – In his first season with Class AA-Arkansas, placed fourth in the Texas League with a 3.22 ERA...finished tied for second in the league with four complete games, fourth with 123 strikeouts, fifth (among starters) with 6.78 strikeouts per nine innings, fourth (among starters) with 11.20 runners/9 IP, and tied for fourth with one shutout...was fifth in the organization with 162.1 innings...tossed 12 scoreless innings, yielding six hits and no walks while fanning 11 in two appearances vs. Jackson to earn Texas League Pitcher of the Week honors, 4/29-5/5...won laurels a second time, 7/22-28, following back-to-back wins 7/22 at Wichita and 7/27 vs. San Antonio; allowed four runs on eight hits and three walks while striking out 14...recorded a season-high 10 strikeouts over seven innings 8/2 at Shreveport.

MISC: Graduated in 1990 from San Ramon Valley High School in Los Angeles, where he was captain and all-state performer on baseball and football teams...named Junior College All-America at Chabot Junior College...resides in Danville, Calif...hobbies include golf, tennis, fishing and hiking...wife's name is Denise...they have a son, Brock...name is pronounced RAH-gee-oh.

RAGGIO—COMPLETE RECORD

Year	Club	W-L	ERA	G	GS	CG	SHO	SV	IP	H	R	ER	BB	SO
1992	Ariz. Cardinals	4-3	3.54	14	6	3	0	1	48.1	51	26	19	7	48
1993				INJURED - DID NOT PLAY										
1994	New Jersey	3-0	1.67	4	4	0	0	0	27.0	28	7	5	4	20
	Madison	4-3	3.21	11	11	1	0	0	67.1	63	31	24	14	66
1995	Peoria	3-0	1.85	8	8	3	2	0	48.2	42	13	10	2	34
	St. Petersburg	2-3	3.80	20	3	0	0	0	47.1	43	24	20	13	35
1996	Arkansas	9-10	3.22	26	24	4	1	0	162.1	160	68	58	40	123
1997	Louisville	8-11	4.17	22	22	2	0	0	138.0	145	68	64	32	91
	St. Louis	1-2	6.89	15	4	0	0	0	31.1	44	24	24	16	21
MAJOR TOTALS		1-2	6.89	15	4	0	0	0	31.1	44	24	24	16	21

CHRIS RICHARD

64 CHRISTOPHER ROBERT RICHARD

First Baseman

Ht: 6-2 **Bats:** Left
Wt: 190 **Throws:** Left

Age: 23 (Turns 24 on June 7)
Born: 6-7-74 at San Diego, California

BECAME CARDINAL: Selected in the 19th round of the June 1995 free-agent draft.

M.L. SERVICE: 0.000



1997 SEASON:

- Went on the disabled list after Opening Day at Class-AA Arkansas with a pulled hamstring.
- Batted only 150 (3-for-20) after returning to the lineup in late April.
- Put together an eight-game hitting streak (.407, 11-for-27, four doubles, one homer, five RBIs) July 1-8, raising his average to .262 from .243.
- Underwent surgery in January 1998 to repair his injured left shoulder.

CAREER HIGHLIGHTS:

1995 – Finished among the New York-Penn League leaders in walks and games played...led his New Jersey club in home runs (three) and RBIs (43)...hit .364 with 12 RBIs in 11 games vs. Hudson Valley...batted .306 after 8/14 (22-for-72, eight doubles, nine RBIs)...played in Winter Instructional League.

1996 – Ranked among the organization's Top 10 in hits (130, sixth), runs (65, T-ninth), doubles (28, fifth), triples (6, sixth), homers (14, seventh) and RBIs (82, second)...started the season 14-for-28 at Class-A St. Petersburg with five doubles, two homers and 11 RBIs in seven games...went 4-for-5 with two doubles and a triple 4/27 vs. Charlotte, driving in two in the 6-5 win...earned Player-of-the-Week honors for the week of May 13-19 (.360, 9-for-25, three HR, eight RBIs)...drove in the winning run vs. West Palm 6/28 with an eighth-inning double...did not commit an error in 30 straight games 7/12-8/20...batted .313 (21-for-67, two HR, 13 RBIs) in first 19 games in August.

MISC: Attended Oklahoma State University, San Diego City College and San Diego Mesa College...earned all-city honors in soccer and baseball at U. of San Diego High School...enjoys outdoor activities, golf and collecting baseball cards...makes his home in San Diego.

RICHARD — COMPLETE RECORD

Year	Club	AVG	G	AB	R	H	2B	3B	HR	RBI	BB	SO	SB
1995	New Jersey	.282	75	284	36	80	14	3	3	43	47	31	6
1996	St. Petersburg	.283	129	460	65	130	28	6	14	82	57	50	7
1997	Arkansas	.269	113	390	62	105	24	3	11	58	60	59	6

NON-ROSTER INVITEE



REED SECRIST

71 REED T. SECRIST

Catcher/Third Baseman

Ht: 6-1 Bats: Left
Wt: 205 Throws: Right

Age: 27 (Turns 28 on May 7)
Born: 5-7-70 at Bountiful, Utah

BECAME CARDINAL: Signed as a minor league free agent, January 6, 1998.

M.L. SERVICE: 0.000

1997 SEASON:

- Saw most of his playing time at the Pirates' Class-AAA Calgary club at third base (13 games) and catcher (12 games). Also made eight appearances at first and four in the outfield.
- Was most productive at the plate when playing behind it on defense, hitting .313 (10-for-32) during his catching stints.
- Batted .323 (10-for-31) in eight games against Tacoma.
- After taking a .189 batting average into the nightcap of a 4/22 double-header at Albuquerque, hit .298 (25-for-84) over his final 24 games at Calgary, including .440 during a nine-game hitting streak 4/22 - 5/6.
- Played his last game in the Pacific Coast League on 5/29 vs. Vancouver; on 6/2 his contract was sold to the Hanshin Tigers of Japan's Central League.
- Batted .192 (10-for-52) with four runs scored, four doubles and four RBIs with Hanshin.

CAREER HIGHLIGHTS:

1992 – Began his pro career with rookie-level Welland...appeared in 42 New York-Penn League games, making all 34 defensive appearances at third base.

1993 – Caught, played outfield, three infield positions and pitched for Class-A Augusta...spent the most time at third, making 27 appearances, with 12 in the outfield, 10 catching, nine at first and one at second...also took the mound twice in South Atlantic League play, allowing two runs on three hits in two innings.

1994 – Again saw a variety of defensive duty, this time with Class-A Salem of the Carolina League, and reached double-figures in home runs (10) for the first time...made 23 appearances in the outfield, 11 at first, seven at third, two at second...also played at both ends of the battery, catching eight times and pitching once (1.2 IP, 2 H, 1 R, 1ER, 1K, HB, HR).

1995 – Entered his fourth pro season with a minor league career .248 batting average and 95 RBIs in 212 games...then, in his second Carolina League campaign, now at Lynchburg, batted .282 (eighth in league), hit 19 homers (sixth) and had 75 RBIs (fourth) in 112 games, landing a spot on the league's All-Star team...slugged .495, third in league, and tied for league lead with three grand slams...appeared 38 times at first, 25 in the outfield, 18 at third and 14 catching...got off to a solid start, with a four-hit game 4/26 at Frederick, including a grand slam and two-run homer in a 14-2 win...in a four-game span, 4/26 - 5/2, went 8-for-14 with three homers and seven RBIs...hit .500 (13-26) with three doubles, two homers and eight RBIs in nine games, 6/27 - 7/7, to earn Player-of-the-Week honors...two weeks later, posted another 13-for-26 showing, this time with five homers and 20 RBIs in seven games, 7/16-26, to earn league honors again...won July "triple crown" with a .348 average, nine homers and 30 RBIs...had another three-hit performance 8/18.

1996 – Skipped the Double-A level to join Class-AAA Calgary...his numbers jumped, too, to career highs of .307 (12th in Pacific Coast League), 30 doubles (led club, 10th in league) 47 extra-base hits and a .500 slugging average...tied for second on the club with 17 homers and was third with 66 RBIs...shared the PCL lead with 11 intentional walks...popped his first Class-AAA longball 4/16 at Colorado Springs...spent most of April and early May at first while Rich Aude was on disabled list...moved to third after Dale Sveum broke his thumb 5/16...during Sveum's absence, Reed hit .343 with seven homers and 21 RBIs in 32 games...named club's Player of the Month for May (hitting .319 with 17 RBIs) and June (.359, eight homers, 22 RBIs)...hit two homers 6/17 vs. Vancouver...hit .375 (9-24) during a seven-game hitting streak, 7/18-25...spent most of the season at third base, seeing action in 89 games, 30 at first, one in outfield and one behind the plate.

MISC: Graduated from Viewmont High School in Bountiful, Utah, where he played baseball and football...attended Dixie College in St. George, Utah, and Briar Cliff College in Sioux City, Iowa...resides in Farmington, Utah, with his wife, Cammy, and son, Brogan (4/19/95).

SECRETIST — COMPLETE RECORD

Year	Club	AVG.	G	AB	R	H	2B	3B	HR	RBI	BB	SO	SB
1992	Welland	.214	42	117	16	25	6	0	1	13	19	36	4
1993	Augusta	.267	90	266	38	71	16	3	6	47	27	43	4
1994	Salem	.244	80	221	29	54	12	0	10	35	22	58	2
1995	Lynchburg	.282	112	380	60	107	18	3	19	75	54	88	3
1996	Calgary	.307	128	420	68	129	30	0	17	66	52	105	2
1997	Calgary	.264	40	121	19	32	7	3	5	18	14	32	0
	Hanshin	.192	-	52	4	10	4	0	0	4	-	-	0

SECRETIST — CAREER TRANSACTIONS

- Signed by Pittsburgh Pirates as non-drafted free agent, June 29, 1992.
- Signed by St. Louis Cardinals as minor league free agent, January 6, 1998.



DANNY SHEAFFER

12 DANNY TODD SHEAFFER

Catcher/Infielder

Ht: 6-0 **Bats:** Right
Wt: 195 **Throws:** Right

Age: 36 (Turns 37 on August 2)
Born: 8-2-61 at Jacksonville, Florida

BECAME CARDINAL: Signed as a free agent to a minor league contract, December 19, 1994.

M.L. SERVICE: 5.107

1997 SEASON:

- Batted .333 (11-for-33) with 11 RBIs with runners in scoring position.
- Batted .444 (8-for-18) against ATL, highlighted by a 2-for-4 performance featuring a game-winning, two-run double in the eighth inning on ESPN's 8/17 telecast.
- Had another 2-for-4 game against the Braves as the starter in left field on 8/7.
- Drove in the winning run with a 12th-inning pinch-single 7/12 at CHI.
- Had a pair of hits 6/22 vs. CIN, including a double.
- Had two hits and an RBI on 6/14 [2] vs. CLE after entering the game as a sub at second base.
- After raising his average to .293 on 7/16, went hitless in 17 at-bats before singling 8/2 at PHI.
- Played catcher (nine games), third base (30 games), second base (three games) and all three outfield positions (22 games).

CAREER HIGHLIGHTS:

1981 – Selected by Red Sox in first round of January draft (20th player overall)...batted .288 for last-place Elmira in NY-Penn league.

1982 – Led Florida State League catchers with 14 errors.

1983 – Named catcher on Carolina League all-star team...had a personal-best 15 homers and 63 RBIs.

1984 – Named to Eastern League all-star team.

1985 – Opened first season at Class AAA level with seven-game hitting streak and was named Pawtucket's player of month for April...sore right shoulder in midseason limited playing time...was DH in 24 games.

1986 – Batted .340 in second year at Pawtucket despite being sidelined with ankle sprain 6/1 - 6/29...average dropped below .300 only once, on 7/24...batted .367 in April, .327 in May, .337 in July and .344 in August.

1987 – Opened season with Red Sox...collected first big-league hit in first start, 4/9 at MIL off Mark Ciardi; homered in next at-bat off Chris Bosio...returned to Pawtucket 5/9 after batting .147 in 11 games...had two more stints in Boston, in July and September...was hitless at Fenway (0-16)...appeared as catcher, first baseman, left fielder and DH at Pawtucket.

1988 – Had personal-best 20 steals (next highest total is 9) in final season at Pawtucket...played at C, 1B, 3B, OF and DH.

1989 – Signed as a free agent by Cleveland organization in off-season...appeared in seven games for the Indians.

1990 – Saw limited action at C, OF and 1B for Pirates' Buffalo affiliate.

1991 – Batted .303 for Twins' Class AAA Portland club...was 5-for-5 vs. Calgary 8/26...appeared at C, 1B, OF and 2B.

1992 – Led PCL catchers in fielding with .994 average...recovered from .222 April to bat .342 over next two months...hit in 13 of 16 games in early May and 18 of 20 in June.

1993 – Spent his first full season at major league level...his 4/15 start vs. NY was first big-league appearance since 7/7/89 with CLE...had 5 RBI 6/23 vs. CIN...hit game-winning, ninth-inning homer 7/9 at STL off Lee Smith...batted .340 in July (17-for-50)...playing time

diminished after Joe Girardi returned from DL in mid-August, but hit .318 (7-for-22) in final month...threw out 15 of 51 (29%) runners attempting to steal, including seven of last 14.

1994 – Made 28 starts as backup to Joe Girardi at Colorado...also filled role as pinch-hitter and defensive replacement in left field and at first base...started three straight vs. Cardinals 7/15 - 17 after injury to Girardi, going 4-for-11 (.364) with two RBI...had two hits, including double, and two RBI in 6/21 start vs. HOU while catching the first-ever complete-game shutout by a Rockies pitcher, David Nied...had pinch-hit, game-tying, two-run double off Todd Worrell 8/8 vs. LA as Rockies scored four in ninth for a 7-6 win...one homer came against Andy Benes in Rockies' 4-3 win 7/25 at SD.

1995 – Backup catcher's productivity at the plate and timely hits were big boost to team, though they're not apparent in first glance at his final stat line...hit a single-season-high five HRs and was two RBIs short of matching his career-high: 32 in 1993...made 56 starts (52-C, 3-1B, 1-3B) and appeared in the most games (67) by STL catcher for the season...his only start at third base came on 7/5 vs MTL & he was 2-for-3 with a double...batted .264 (28-106) in his last 39 games dating back to Aug. 1...stung the Rockies on 8/26 when he belted pinch grand slam homer in the 9th, his first career slam & Cards' 1st pinch slam since '85...matched his career high with three hits on 7/23 at PHI & 5/4 vs HOU...was a .290 hitter at Busch...batted .375 (9-24) with a runner on third & drove home 14 of 29 runners from third in that situation, accounting for nearly half of his 30 RBIs...was even more amazing with the bases loaded, going 5-for-7 (.714)...was 3-for-4 (.750) with two outs in bases loaded situations.

1996 – Displayed solid versatility in his normal role as backup catcher (47 games, 37 starts) as well as spot starting at third (eight, 17 total appearances)...also saw action at first (six games, one start) and outfield (three games, one start)...opened season with five-game hitting streak, 4/3 - 4/12, capped with pinch two-run double in 6-1 win 4/12 vs PHI...had season-high three hits 4/23 at MTL...hit .311 (14-45) in April...made first starts at third base back-to-back, 5/3-4 at SD...hit first homer of season 6/20 at MTL...made first career postseason appearance 10/14 vs ATL, as pinch-hitter in fifth game of N.L. Championship Series...also saw time behind plate in Games Five and Seven.

MISC: Graduated in 1979 from Redland High School in Lewisberry, Pa., where he was the school MVP in baseball while earning all-state honors...attended Clemson University, where he played baseball for two seasons and appeared in the 1980 College World Series...he and wife, LaDonna, have two sons, Daniel Jordan (7-17-90) and David (5-9-95). Is an avid follower of NASCAR Racing.

SHEAFFER — COMPLETE RECORD

Year	Club	AVG	G	AB	R	H	2B	3B	HR	RBI	BB	SO	SB
1981	Elmira	.288	62	198	39	57	9	0	8	29	23	38	2
	Bristol	.000	8	12	0	0	0	0	0	1	0	3	0
1982	Winter Haven	.250	82	260	20	65	4	0	5	25	18	37	2
1983	Winston-Salem	.276	112	380	48	105	14	2	15	63	36	50	1
1984	New Britain	.241	93	303	33	73	10	0	1	27	29	31	2
1985	Pawtucket	.259	77	243	24	63	9	0	8	33	17	35	0
1986	Pawtucket	.340	79	265	34	90	16	1	2	30	10	24	9
1987	Pawtucket	.256	69	242	32	62	13	2	2	25	6	29	6
	Boston	.121	25	66	5	8	1	0	1	5	0	14	0
1988	Pawtucket	.274	98	299	30	82	17	1	1	28	18	32	20
1989	Cleveland	.063	7	16	1	1	0	0	0	0	2	2	0
	Colo. Springs	.282	107	401	62	113	26	2	3	47	24	39	6
1990	Buffalo	.243	55	144	23	35	7	0	2	19	11	14	4
1991	Portland	.303	93	330	46	100	14	2	1	43	26	35	2
1992	Portland	.276	116	442	54	122	23	4	5	56	21	36	3
1993	Colorado	.278	82	216	26	60	9	1	4	32	8	15	2
1994	Colorado	.218	44	110	11	24	4	0	1	12	10	11	0
1995	St. Louis	.231	76	208	24	48	10	1	5	30	23	38	0
1996	St. Louis	.227	79	198	10	45	9	3	2	20	9	25	3
1997	St. Louis	.250	76	132	10	33	5	0	0	11	8	17	1
ST. LOUIS TOTALS		.234	231	538	44	126	24	4	7	61	40	80	4
N.L. TOTALS		.243	357	864	81	210	37	5	12	105	58	106	6
A.L. TOTALS		.110	32	82	6	9	1	0	1	5	2	16	0
MAJOR TOTALS		.232	389	946	87	219	38	5	13	110	60	122	6

SHEAFFER — DIVISION SERIES RECORD

Year	Club/Opp.	AVG.	G	AB	R	H	2B	3B	HR	RBI	BB	SO	SB
1996	St.L. vs S.D.												

SHEAFFER — LEAGUE CHAMPIONSHIP SERIES RECORD

Year	Club/Opp.	AVG.	G	AB	R	H	2B	3B	HR	RBI	BB	SO	SB
1996	St.L. vs Atl.	.000	2	3	0	0	0	0	0	0	0	1	0

SHEAFFER — CAREER FIELDING

POSITION	G	PO	A	E	TC	DP	PCT.
Catcher	243	1268	114	14	1683	20	.992
First Base	18	52	8	0	56	5	1.000
Second Base	3	3	3	0	6	2	1.000
Third Base	51	14	55	3	72	2	.960
Outfield	29	20	0	0	20	0	1.000

SHEAFFER — CAREER FIELDING (CATCHING)

Year	G	PO	A	E	TC	DP	PB	PCT	CS	ATT	PCT.
1987	25	121	5	3	129	1	2	.977	4	16	25%
1993	65	331	28	2	361	5	8	.994	15	51	29%
1994	30	178	16	1	195	2	2	.995	9	33	27%
1995	67	360	37	3	400	9	1	.993	17	74	23%
1996	47	257	27	5	289	3	1	.983	11	39	28%
1997	9	19	1	0	20	0	0	1.000	0	4	0%
TOTALS	243	1268	114	14	1683	20	14	.992	56	217	26%

SHEAFFER — CAREER TRANSACTIONS

- Selected by Boston Red Sox organization in first round (20th pick overall) of January 1981 free-agent draft.
- On disabled list, May 3 to May 14, 1982.
- Signed as a free agent by Cleveland Indians organization, November 15, 1988.
- Signed as a free agent by Pittsburgh Pirates organization, November 25, 1989.
- Signed as a free agent by Minnesota Twins organization, December 20, 1990.
- Signed as a free agent by Colorado Rockies organization, October 29, 1992.
- Signed as a free agent by St. Louis Cardinals organization, December 19, 1994.

NON-ROSTER INVITEE

CRAIG SHIPLEY

23 CRAIG BARRY SHIPLEY

Infielder

Ht: 6-1 **Bats:** Right
Wt: 190 **Throws:** Right

Age: 35
Born: 1-7-63 at Sydney, Australia

BECAME CARDINAL: Signed as a minor league free agent, January 22, 1998.

M.L. SERVICE: 7.004.



1997 SEASON:

- Missed a total of 57 games due to hamstring and hip flexor injuries.
- Made a total of 25 starts (12 at second base, 11 at shortstop and two at first base).
- Hit safely in 19 of 25 starts, going 30-for-95 (.316) with seven doubles, four home runs, 16 RBIs and 16 runs scored.
- Hit .341 (15-for-44) with a home run in his last 18 games, including 14-for-31 (.452) over a nine-game stretch 8/27-9/14.
- Went 3-for-5 with a homer and three RBIs 7/24 vs. Pittsburgh.
- Launched his third career pinch-hit home run 8/23 at New York.
- Hit five home runs overall, a new career high.

CAREER HIGHLIGHTS:

1984 – Made his pro debut at Class-A Vero Beach, hitting .280 with 18 stolen bases in 85 games.

1985 – Spent the entire year at Class-AAA Albuquerque, batting .242 in 124 games and stealing 24 bases in 30 attempts.

1986 – Started the season at Albuquerque...was promoted by the Dodgers 6/22, then started 10 of the next 14 games at shortstop...picked up first big-league hit in his major league debut 6/22 vs. SD...was sent back to Albuquerque on 7/10.

1987 – Hit .223 in 49 games at Albuquerque before being sent to Class-AA San Antonio...after 33 games at San Antonio, was recalled by the Dodgers on 8/14.

1988 – Following trade to the Mets' organization, was assigned to Jackson (AA) and hit .263 with six home runs and 41 RBIs in 89 games...homered in three straight games 4/22-24...promoted to Class-AAA Tidewater 7/22 and hit .272 in 40 games.

1989 – Played in 44 games at Tidewater before joining the Mets' roster...appeared in four games for New York, going 1-for-7.

1990 – Spent most of the season on the disabled list after undergoing surgery on his right shoulder in April...played in only four games at Tidewater...had a second surgery on the shoulder in October...signed with the Padres as a six-year free agent in December.

1991 – Split the year between Las Vegas (AAA) and San Diego...went 34-for-104 (.327) with four doubles, three triples, four home runs and 18 RBIs at Las Vegas in June...recalled by the Padres 7/26...hit his first major league homer off Tom Browning 9/28 at Cincinnati.

1992 – Started 16 of 52 games with the Padres, seven at shortstop, six at second base, and three at third...hit .429 (6-for-14) as a pinch-hitter...hit safely in eight of his last 10 starts, going 13-for-35 (.371), including a three-hit performance 10/1 at Houston.

1993 – Was San Diego's Opening Day shortstop...spent 18 days on the D.L. 5/6-23...made first-ever appearance in center field 6/9 at Montreal...hit .214 (6-for-28) with five RBIs as a pinch-hitter...started games at shortstop, third base, second base and center field...tied a club record 9/25 at San Francisco with six putouts as a shortstop.

1994 – Set career highs in batting average (.333), at-bats (.240), runs (32), hits (80), doubles (14), triples (four) and RBIs (30)...went 6-for-13 (.462) with a home run and six RBIs as a pinch-hitter...the pinch-homer was also his first career grand slam (5/30 vs. Pittsburgh)...started the year 13-for-46 (.302) before a strained groin muscle forced him

to the disabled list...upon his return to the lineup, he hit .340 and drove in 26 runs for the remainder of the season...had multihit games in 13 of final 22 starts.

1995 – Made 49 starts for Houston...finished with a .981 fielding average and did not commit an error in his last 40 games...hit .360 (9-for-25) in the pinch, including a home run 5/3 at Chicago (his first hit as an Astro)...went 13-for-38 (.342) in May...put together a career-high 10-game hitting streak 9/9-26 (.393, 11-for-28)...batted .297 (33-for-111) on the road.

1996 – Appeared in only 33 games with San Diego due to hamstring injuries and two trips to the disabled list...had seven consecutive hits over a two-game span 4/6-7, one shy of the Padres' club record...collected a career-high five hits 4/7 at Houston, including two doubles, a home run and four runs scored...had back-to-back three-hit games 4/15 at Colorado and 4/20 at Atlanta.

MISC: Was only the second Australian-born player to appear in the major leagues when he made his debut with the Dodgers 6/22/86...he and wife, Denee, have two daughters, Mandee and Kylee...attended Epping High School in Sydney and came to the United States in 1982...attended the University of Alabama and homered in his first at-bat...helped the Crimson Tide to the championship game of the College World Series in 1983 with a .283 average and 19 steals in 52 games...lives in Palm Beach Gardens, Fla.

SHIPLEY — COMPLETE RECORD

Year	Club	AVG.	G	AB	R	H	2B	3B	HR	RBI	BB	SO	SB
1984	Vero Beach	.280	85	293	56	82	11	2	0	28	52	44	18
1985	Albuquerque	.242	124	414	50	100	9	2	0	30	22	43	24
1986	Albuquerque	.291	61	203	33	59	8	2	0	16	11	23	6
	Los Angeles	.111	12	27	3	3	1	0	0	4	2	5	0
1987	Albuquerque	.223	49	139	17	31	6	1	1	15	13	19	6
	San Antonio	.236	33	127	14	30	5	3	2	9	5	17	2
	Los Angeles	.257	26	35	3	9	1	0	0	2	0	6	0
1988	Jackson	.263	89	335	41	88	14	3	6	41	24	40	6
	Tidewater	.272	40	151	12	41	5	0	1	13	4	15	0
1989	Tidewater	.206	44	131	6	27	1	0	2	9	7	22	0
	New York (NL)	.143	4	7	3	1	0	0	0	0	0	1	0
1990	Tidewater	.000	4	3	1	0	0	0	0	0	0	1	0
1991	Las Vegas	.300	65	230	27	69	9	5	5	34	10	32	2
	San Diego	.275	37	91	6	25	3	0	1	6	2	14	0
1992	San Diego	.248	52	105	7	26	6	0	0	7	2	21	1
1993	San Diego	.235	105	230	25	54	9	0	4	22	10	31	12
1994	San Diego	.333	81	240	32	80	14	4	4	30	9	28	6
1995	Houston	.263	92	232	23	61	8	1	3	24	8	28	6
1996	San Diego	.315	33	92	13	29	5	0	1	7	2	15	7
	Las Vegas**	.000	1	2	1	0	0	0	0	0	0	1	0
	Peoria**	.714	3	7	4	5	1	0	0	1	0	0	0
1997	San Diego	.273	63	139	22	38	9	0	5	19	7	20	1
	Las Vegas**	.316	6	19	0	6	3	0	0	1	0	5	0
MAJOR TOTALS		.272	505	1198	137	326	56	5	18	121	42	169	33

** Injury rehabilitation assignment.

SHIPLEY — CAREER FIELDING

POSITION	G	PO	A	E	TC	DP	PCT.
First Base	6	29	0	2	31	0	.935
Second Base	88	123	183	5	311	34	.984
Third Base	178	78	186	10	274	15	.964
Shortstop	164	176	306	23	505	46	.954
Outfield	10	12	1	0	13	0	1.000

SHIPLEY — CAREER FIELDING (THIRD BASE)

Year	G	PO	A	E	TC	DP	PCT.
1986	1	0	1	0	1	0	1.000
1987	6	3	3	1	7	0	.857
1989	2	0	2	0	2	0	1.000
1992	8	5	10	0	15	1	1.000
1993	37	17	20	1	38	4	.974
1994	53	25	63	6	94	5	.936
1995	65	27	82	2	111	5	.982
1996	4	1	5	0	6	0	1.000
1997	2	0	0	0	0	0	-
TOTALS	178	78	186	10	274	15	.964

SHIPLEY — CAREER FIELDING (SHORTSTOP)

Year	G	PO	A	E	TC	DP	PCT.
1986	10	16	16	3	35	4	.914
1987	18	12	25	2	39	2	.949
1989	3	0	2	0	2	0	1.000
1991	19	21	34	6	61	6	.902
1992	23	29	41	1	71	12	.986
1993	38	50	82	5	137	10	.964
1994	14	17	26	2	45	4	.956
1995	11	10	24	1	35	2	.971
1996	7	4	19	0	23	1	1.000
1997	21	17	37	3	57	5	.947
TOTALS	164	176	306	23	505	46	.954

SHIPLEY — CAREER TRANSACTIONS

- Signed by Los Angeles Dodgers as a non-drafted free agent, May 28, 1984.
- Acquired by New York Mets for catcher John Gibbons, April 1, 1988.
- Selected by San Diego Padres in Rule V Draft, December 2, 1990.
- On Padres disabled list, May 6 to 23, 1993.
- On Padres disabled list, April 25 to May 20, 1994.
- Acquired by Houston Astros with outfielders Derek Bell and Phil Plantier, infielder Ricky Gutierrez and pitchers Doug Brocail and Pedro Martinez in exchange for outfielder Steve Finley, infielders Ken Caminiti, Andujar Cedeno and Roberto Petagine, pitcher Brian Williams and a player to be named later (Sean Fesh), December 28, 1994.
- Signed by San Diego Padres as free agent, January 5, 1996.
- On Padres disabled list, April 23 to May 8, 1996.
- On Padres disabled list, May 17 to July 31, 1996; included injury rehabilitation assignment to Las Vegas, July 1-4 and Peoria, July 29-31.
- On Padres disabled list, April 1 to May 13, 1997; included injury rehabilitation assignment to Las Vegas, May 4-12.
- On Padres disabled list, June 8 to July 2, 1997.
- Signed by St. Louis Cardinals as minor league free agent, January 22, 1998.

NON-ROSTER INVITEE

MIKE STEFANSKI

72 MICHAEL JOSEPH STEFANSKI
Catcher


Ht: 6-2 Bats: Right
Wt: 202 Throws: Right

Age: 28 (Turns 29 on September 12),

Born: 9-12-69 at Flint, Michigan.

BECAME CARDINAL - Acquired from the Milwaukee Brewers in a trade for catcher Marc Ronan, October 19, 1995.

M.L. SERVICE: 0.000



1997 SEASON:

- Opened his second consecutive season at Class-AAA Louisville. Hit .400 in April (10-for-25, three doubles, one homer, six RBIs) and .365 in June (19-for-52, four doubles, five homers, 12 RBIs) for the Redbirds.
- Batted .476 in six games against Oklahoma City, including a 2-for-3, three-RBI game on 4/20.
- Went 4-for-4 with two doubles, a home run, two RBIs and three runs scored 6/24 vs. Omaha.
- Played eight games at first base, committing one error in 57 chances.
- Was sent to Class-AA Arkansas 4/29 and played in one game for the Travelers (1-for-4, triple and run scored) before being recalled.

CAREER HIGHLIGHTS:

1991 - Drafted in the 40th round of the June draft...led the Arizona League in batting, finished second in hits, and was fourth in RBIs.

1992 - Set personal highs in games, at-bats, runs and walks...threw out 32 percent of would-be base-stealers.

1993 - Tied for sixth in the California League in batting and was 10th in slugging percentage...started the schedule with a 10-game hitting streak...named league's Player of the Week May 2-8 after batting .591...was five-for-five on July 2 vs. San Jose...threw out 35 percent of runners trying to steal.

1994 - Named to the Texas League All-Star team...maintained a .988 fielding average, committing just six errors in 80 games...threw out 38 percent of opponents attempting to steal...batted .435 during a six-game spree, May 9-14, with nine runs scored and nine RBIs...batted .300 in 48 home games...batted .347 with men in scoring position and .422 with men in scoring position and two outs.

1995 - Reached the Class-AAA level for the first time in his career...got off to a slow start, batting just .186, and was sent to Double-A El Paso...returned to Triple-A after hitting .407 in six games at Double-A...hit .259 after returning to New Orleans on May 26...was 3-for-3 on August 4 at Omaha...threw out 35 percent of attempted base-stealers.

1996 - Played in 45 games as the backup catcher at Class-AAA Louisville...retired 33 percent (11 of 33) of runners trying to steal...also saw right-field duty in three contests, turned up at first base once and made his first two pitching appearances as a pro...batted .273 (9-for-33) in June...hit safely in a season-high five straight games 6/1-11...struck out once in 59 at-bats during a 25-game span 6/9 - 8/19...made his first pitching appearance in the second game of a 7/1 double-header vs. Buffalo, and his second 8/12 vs. Omaha...finished the game both times, allowing a hit, a walk and hitting a batter among the seven hitters faced over 1.1 innings.

MISC: Graduated from the University of Detroit in 1991, twice earning all-conference honors in baseball...graduated in 1987 from Redford Union H.S., where he played baseball and basketball...also attended Detroit Mercy College...enjoys hunting and motorcycling...was signed by Brewers scout Larry Keller...resides in Redford, Mich.

STEFANSKI — COMPLETE RECORD

Year	Club	AVG	G	AB	R	H	2B	3B	HR	RBI	BB	SO	SB
1991	Ariz. Brewers	.364	56	206	43	75	5	5	0	43	22	21	3
1992	Beloit	.273	116	385	66	105	12	0	4	45	55	81	9
1993	Stockton	.322	97	345	58	111	22	2	10	57	49	45	6
1994	El Paso	.263	95	312	59	82	7	6	8	56	32	80	4
1995	El Paso	.407	6	27	5	11	3	0	1	6	0	3	1
	New Orleans	.246	78	228	30	56	10	2	2	24	14	28	2
1996	Louisville	.206	53	126	11	26	7	1	2	9	11	11	1
1997	Arkansas	.250	1	4	1	1	0	1	0	0	0	0	0
	Louisville	.305	57	197	26	60	10	0	6	22	12	20	0

* Led League.

STEFANSKI — CAREER TRANSACTIONS

- Selected by Milwaukee Brewers in 40th round of June 1991 free-agent draft.
- Traded to St. Louis Cardinals for catcher Marc Ronan, October 19, 1995.

TODD STOTTLEMYRE

30 TODD VERNON STOTTLEMYRE

Pitcher

Ht: 6-3 Bats: Left
Wt: 200 Throws: Right

Age: 32 (Turns 33 on May 20)
Born: 5-20-65 at Yakima, Washington

BECAME CARDINAL: Acquired from the Oakland Athletics in a trade for outfielder Allen Battle, and pitchers Carl Dale, Bret Wagner and Jay Witasick, January 9, 1996.

M.L. SERVICE: 9,111



1997 SEASON:

- Tied Matt Morris for the team lead with 12 wins despite missing the final month of the season with shoulder fatigue.
- After going 4-5 through June 15, won seven of his next nine decisions (6/21-8/2) and posted wins in eight of his final 13 starts.
- Fanned a season-high 10 batters on three occasions and tied Alan Benes for second on the club with 160 strikeouts.
- On the road, was 8-4 with a 3.24 ERA in 17 starts. In two seasons with the Cardinals, he's 16-8 with a 3.45 ERA (206.1 IP/79 ER) in 31 road starts.
- Was 5-1 with a 2.54 ERA in eight starts on artificial turf.
- Ranked seventh among N.L. pitchers by limiting opponents to a .231 average.
- Allowed a team-high 16 home runs — nine at Busch and seven on the road.
- With his 100th career win 5/25 at SF, became part of the first father-son tandem in which each has won 100 games. Todd (109 wins) and father Mel (164) are the majors' winningest father-son duo with 273 victories.
- Made his second career Opening Day start, 4/1 at MTL. Did not have a decision in the Cards' 2-1 loss.
- Won three straight starts from 6/21-7/1, beating the Reds twice and the Twins, 2-0.
- Hurlled eight scoreless innings and doubled home the decisive run in the eighth inning of a 2-1 win vs. HOU on 7/28. Struck out seven and allowed only six runners.
- At the plate, led Cards' pitchers with 19 total bases, including four doubles and a triple. Had a five-game hitting streak (6-for-10) 6/21-7/13.
- In his 28 starts, the Cards were 13-15, including three 2-1 losses.

CAREER HIGHLIGHTS:

1986 – Honored as California League's top prospect by Baseball America after career-opening stint with Class A Ventura...was second on club with nine wins, third with 104 strikeouts, and fourth with 17 starts...selected as TOPPS Player-of-the-Month for May and the organization's Pitcher-of-the-Month for June...promoted 6/21 to Class AA Knoxville of the Southern League, where he finished third on team with eight wins, 81 strikeouts and 18 starts.

1987 – Spent second pro season at Class AAA Syracuse...named team MVP and honored among Baseball America's top prospects...led the International League with club-record 34 starts, and was second with 143 strikeouts, 186.2 innings and 6.89 K/9 IP...had nine victories by 7/2.

1988 – Won big-league roster spot in spring training...debuted 4/6 at KC with 1.2 innings of scoreless relief...made first start 4/10 at MIN, 4-2 loss...earned first win 5/3 at SEA as he set down first 19 hitters...would drop six straight decisions, 5/8 - 5/28, and eventually outrighted 7/27 to Syracuse...was unbeaten in seven starts, with five wins, 2.05 ERA, 51 strikeouts (9.50 K/9 IP) and eight walks (1.49 BB/9IP; 6.38 K/BB)...turnaround made him organization's Pitcher-of-the-Month for August, and he was purchased back 9/2...made five appearances in final month.

1989 – Opened season back in majors, in the bullpen...first seven appearances were in relief, including six-inning stint 4/18 vs NYY, a team season high...outrighted to Syracuse, 5/15...went 3-2 with 3.23 ERA there, and was re-purchased 6/30...returned to the rotation to stay, winning seven of eight decisions 7/6 - 9/6, including the last five straight, a career high, from 8/6...involved in combined shutout, 2-0, 8/12 vs KC...recorded 2.97 ERA vs East Division foes...went 6-3 after All-Star break in helping Jays to division title...made first postseason appearance in second game of AL Championship Series vs OAK, going five innings and suffering the loss.

1990 – Was full-time in majors, in fact, a full-time starter...tied for club lead with 33 starts, going the distance four times, tops on staff...was second on team with 115 strikeouts and 203 innings...lasted at least six innings in 20 of 33 games while enjoying league's second-best run support, 5.8 per nine innings (131 R/203 IP)...became youngest Opening Day starter in club history, at 24, taking 4-2 loss, 4/9 vs TEX...won four consecutive starts 6/7 - 6/23...fanned eight 7/3 vs CAL.

1991 – Established career high with 15 victories in first winning season in majors, keying victory over the AL East...made 34 starts and did not miss one, with 24 six-plus-inning appearances...went 9-3 at home...held opponents' batting average at or below .235 all season...won all five decisions over first seven starts...matched career high with eight strikeouts 4/15 at DET...recorded 2.78 ERA in June and led team with four wins...was 8-2 through 14 starts and tied for team lead at All-Star break with nine triumphs...delivered third career eight-strikeout performance 7/19 at TEX...started and lost fourth game of ALCS vs MIN, striking out three in 3.2 innings.

1992 – Pitched six innings 19 times in 27 starts and tied for club lead with career-high six complete games...walked two or fewer hitters in 16 starts...tossed first professional shutout 4/29 vs CAL, highlighting four-game win streak in four starts, 4/18 - 5/4...missed start 6/24 at TEX with sore right knee...MRI that day proved negative, but he went on disabled list, retroactive to 6/20...re-activated 7/16, and made next start 7/20 vs CAL...went 6-5 in 13 starts, after DL stint through end of season, to secure second winning season and aide successful East title chase...tossed first career one-hit game and second shutout, 8/26 at CWS, walking Carlton Fisk after retiring first 16 batters, then a no-hitter into the ninth before Dan Pasqua's one-out double...scored 50th career win, 9/22 at BAL...served five-game AL suspension 9/23 - 9/27, missing final start of season...allowed a run in 3.2 innings in fourth game of ALCS win vs OAK...made four relief appearances in World Series victory vs ATL, striking out four in 3.2 innings but not allowing a run.

1993 – Allowed just 11 homers in 176.2 (.56 HR/9IP), fourth in AL...went 2-0 vs each CLE and SEA...put on DL 5/25 with pulled lat muscle behind right shoulder, retroactive to 5/23...returned 6/13...straight off DL, had only two relief outings back-to-back, giving up a run on three hits in five innings...made his only complete game count, as he recorded third career shutout and career-high 10 strikeouts 9/21 vs BOS...started fourth game of ALCS vs CWS, but lost...in fourth game of World Series vs PHI, was done after two innings, injured running the bases, but teammates came from behind for win.

1994 – Opened season in bullpen, making first seven appearances in relief with 2-0 mark and 2.19 ERA...earned first pro save 4/5 vs CWS, with scoreless ninth inning...returned to starting rotation for rest of season, winning first effort 4/26 vs KC...pitched fourth career shutout, on four hits, 5/29 vs CAL...broke eight-start winless streak 8/4 at BOS...for

season, allowed .170 batting average in two-strike situations...left Jays after season, ranking in top five in club history with 69 wins (fourth), 175 starts (fourth), four shutouts (tie-fourth), and 662 strikeouts (fifth).

1995 — Won in double-digits for the fifth time, as his 14-7 record produced career-high .667 winning percentage...recorded 205 strikeouts, second in league and third in majors for season, and 10th in club history...season "K" total and seven 10-plus strikeout performances, are each second-best in Oakland history (Vida Blue 301 K, eight 10-plus strikeout games)...as well as wins and strikeouts, led staff with 31 starts and 209.2 innings...pitched five or more innings 29 times and seven-plus on 17 occasions...was 8-2 on road...won first three decisions, yielding an unearned run and three hits while striking out 10 in 8.1 IP 5/20 at KC in the last of the three...drove record to 7-1 with season-high four straight victories, 6/6 - 7/1, during which his ERA was 2.40...in one of two no-decisions midway through streak, 6/16 vs KC, posted career highs of 10 innings and 15 strikeouts, seven over last 3.1 innings, while permitting just a run...in the other, 6/21 vs MIN, fanned 10 in eight innings, giving him 25 K over 18 innings in back-to-back starts...at All-Star Break, was 7-2 and allowing opposing hitters a .234 average...finished season with five wins in last seven decisions...in first of win streak, 8/16 at KC, batted in regular season play for first time ('93 World Series walk), striking out in eighth inning...began stretch with wins in three consecutive starts...worked first complete game of season in middle outing, walking no one, 8/21 vs NYY, and struck out nine in seven innings in capper, 8/26 vs BOS...made 200th start 8/31 at BAL...had back-to-back 10-plus-K games in late September, with 12 strikeouts and no walks in 8.1 innings 9/20 vs CAL, his final win of year, then 10 K in six frames 9/26 at TEX...in five starts in the month of September, set down 43 on strikes while walking only nine in 37.1 IP.

1996 — Made the jump to NL in fine fashion, finishing 2nd on the club in wins (14) while leading the club with 194 strikeouts, ranking 8th in the league...won a career-high 14 games for the 2nd-straight season...his strikeout total was 2nd-best of career, as he narrowly missed 2nd-straight 200-K season...posted a double-digit win total for the sixth time in seven seasons...worked a career-high 223.1 ip, averaging 6.2 ip per start...8 of his 14 wins come on the road, where he posted a 3.68 ERA (95.1 ip/39 er)...was 6-7, 4.01 ERA at Busch...fanned a league-leading 48 batters in May, and had five or more K's in 22 of his 33 starts...the Cards were 17-16 in his 33 starts, providing an average of 4.8 runs/game (158 runs)...Todd finished T-3rd in the NL with his 5 CG's...held opponents to a .231 BA (6th in NL), including a .198 (91-459) mark vs RH batters & a .204 (65-318) record with runners on base...Todd issued a team-high 93 walks (career high) & allowed a team-high 30 home runs (T-2nd in NL), including four in one game (8/29 vs FLA)...tied for seventh in league with 7.8 K's per 9 ip...went 5.1 scoreless innings in his 9/13 start at LA before leaving the game after being hit below his right knee by a line drive off the bat of Todd Hollandsworth...took a no-decision in Cards' 2-0 win...was victimized by Wally Joyner's 3-run homer and dropped a 5-4 decision to the Padres on 9/8 at STL, ending Cards' 8-game win streak...vaulted he & father Mel ahead of the Trouts (Dizzy & Steve) into first place on father/son win list with #259 in 12-3 win over HOU on 9/3...suffered a 3-1 loss 8/24 at HOU, allowing 2-run homer by Orlando Miller with one out in the 9th...went the distance for the 5th time, one short of career high (6 CG's in 1992)...tossed a no-hitter thru 6.1 ip 8/18 vs FLA & finished with a 5-3 win to improve his record to 11-8...lasted just 2.1 ip in a 8-4 loss to the Dodgers on 8/13, allowing seven runs on six hits before leaving with lightning in his lower back...won for the first time in four starts as he posted a 4-3 win over the Mets 8/2 at NY, allowing two runs in 7.2 ip...registered his 1,000th career strikeout in the 3rd inning...Ron Gant's 5th inning grand slam accounted for Cards' lone runs...went the distance in Cards' 3-2 loss to Braves & John Smoltz on 7/23...two of the Braves' three runs came on homers...was 4-3 loser to the Braves on 6/25 at ATL...3-run fourth sparked the Braves after Grissom led off game with HR...suffered his first loss in five decisions on the road, losing 4-1 to the Gaints 6/8 at 3Com Park...Stan Javier's 2-out bases-loaded double broke 1-1 tie in 8th...fanned 11 in 8 ip on 5/10 vs LA, but had ND in Cards' 3-2 loss in 12 inn...fanned a season-high 13 batters in 6-0 CG shutout over the Marlins on 5/15 at FLA...won his Cardinals' debut, beating the Mets 5-3 on 4/3 at Shea...also had two hits in the win, including his first career ML base knock...was starter in home opener 4/8 vs MTL & had no-decision in Cards' 10-inning loss...had a 3-hit game 6/30 vs PIT, most by a STL pitcher since Scott Terry accomplished the feat in 1988...on 6/20 at MTL, "Stot" became first Cards' pitcher since Bob Forsch (1988) to steal a base...led Cards' pitchers with his 47 total chances in the field...finished the month of Sept, 3-1, 2.43 ERA (37 ip/10 er)...was 3-1, 2.37 ERA in May...had a season-best 3-game win streak, twice, and never lost more than two-straight decisions...the Cards' only multiple-game winner in the postseason, he also shared the strikeout lead with 18...garnered first career postseason victory in Division Series opener 10/1 vs SD, yielding a run in 6.2 IP on five hits and two walks while striking out seven...fanned eight over six innings in winning second game of N.L. Championship Series 10/10 at ATL.

MISC: Is the son of former Yankees pitcher and current pitching coach Mel Stottlemyre and brother of Mel, Jr., who pitched for the Royals...has combined with Mel, Sr. for 273 wins, first all-time for a father-son combination...Stottlemyres, Trouts and Bagbys (Jim and Jim Jr.) are the only three such pairs to take part in postseason competition...went 10-0 with 0.72 ERA as senior in 1982 at Davis H.S., Yakima, Washington...attended University of Nevada-Las Vegas, posting 10-4 record with team-best 4.20 ERA in freshman season of 1983...sat out sophomore campaign with sore right elbow, but attended Yakima Valley Community College...withdrew from UNLV program during junior year to be eligible for January, 1995 free-agent draft...Todd and his wife, Sheri, have a daughter, Rachel, and reside in Oldsmar, Florida...through his "K's for Kids" program, Todd donates money to local charities based on the number of strikeouts the staff compiles.

STOTTLEMYRE — COMPLETE RECORD

Year	Club	W-L	ERA	G	GS	CG	SHO	SV	IP	H	R	ER	BB	SO
1986	Ventura	9-4	2.43	17	17	2	0	0	103.2	76	39	28	36	104
	Knoxville	8-7	4.18	18	18	1	0	0	99.0	93	56	46	49	81
1987	Syracuse	11-13	4.44	34	*34	1	0	0	186.2	189+103	*92	*87	143	
1988	Toronto	4-8	5.69	28	16	0	0	0	98.0	109	70	62	46	67
	Syracuse	5-0	2.05	7	7	1	0	0	48.1	36	12	11	8	51
1989	Toronto	7-7	3.88	27	18	0	0	0	127.2	137	56	55	44	63
	Syracuse	3-2	3.23	10	9	2	0	0	55.2	46	23	20	15	45
1990	Toronto	13-17	4.34	33	33	4	0	0	203.0	214	101	98	69	115
1991	Toronto	15-8	3.78	34	34	1	0	0	219.0	194	97	92	75	116
1992	Toronto	12-11	4.50	28	27	6	2	0	174.0	175	99	87	63	98
1993	Toronto	11-12	4.84	30	28	1	1	0	176.2	204	107	95	69	98
1994	Toronto	7-7	4.22	26	19	3	1	1	140.2	149	67	66	48	105
1995	Oakland	14-7	4.55	31	31	2	0	0	209.2	228	117	106	80	205
1996	St. Louis	14-11	3.87	34	33	5	2	0	223.1	191	100	96	93	194
1997	St. Louis	12-9	3.88	28	28	0	0	0	181.0	155	86	78	65	160
ST. LOUIS TOTALS		26-20	4.14	62	61	5	2	0	404.1	346	186	174	158	354
MAJOR TOTALS		109-97	4.29	299	267	22	6	1	1753.0	1756	900	835	652	1221

* Led league.

+ Tied for league lead.

STOTTLEMYRE — DIVISION SERIES RECORD

Year	Club/Opp.	W-L	ERA	G	GS	CG	SHO	SV	IP	H	R	ER	BB	SO
1996	St.L. vs S.D.	1-0	1.35	1	1	0	0	0	6.2	5	1	1	2	7

STOTTLEMYRE — LEAGUE CHAMPIONSHIP SERIES RECORD

Year	Club/Opp.	W-L	ERA	G	GS	CG	SHO	SV	IP	H	R	ER	BB	SO
1989	Tor. vs Oak.	0-1	7.20	1	1	0	0	0	5.0	7	4	4	2	3
1991	Tor. vs Min.	0-1	9.82	1	1	0	0	0	3.2	7	4	4	1	3
1992	Tor. vs Oak.	0-0	2.45	1	0	0	0	0	3.2	3	1	1	0	1
1993	Tor. vs Chi.	0-1	7.50	1	1	0	0	0	6.0	6	5	5	4	4
1996	St.L. vs Atl	1-1	12.38	3	2	0	0	0	8.0	15	11	11	3	11
N.L.C.S. TOTALS		1-1	12.38	3	2	0	0	0	8.0	15	11	11	3	11
A.L.C.S. TOTALS		0-3	6.87	4	3	0	0	0	18.1	23	14	14	7	11
L.C.S. TOTALS		1-4	8.54	7	5	0	0	0	26.1	38	25	25	10	22

STOTTLEMYRE — WORLD SERIES RECORD

Year	Club/Opp.	W-L	ERA	G	GS	CG	SHO	SV	IP	H	R	ER	BB	SO
1992	Tor. vs Atl.	0-0	0.00	4	0	0	0	0	3.2	4	0	0	0	4
1993	Tor. vs Phi.	0-0	27.00	1	1	0	0	0	2.0	3	6	6	4	1
W.S. TOTALS		0-0	9.53	5	1	0	0	0	5.2	7	6	6	4	5

STOTTLEMYRE — MAJOR LEAGUE HITTING TOTALS

	AVG.	AB	H	HR	RBI
1997	.236	55	13	0	4
CAREER	.231	121	28	0	6

STOTTLEMYRE — CAREER TRANSACTIONS

- Selected by New York Yankees in fifth round of June 1983 free-agent draft.
- Selected by St. Louis Cardinals in secondary phase of January 1985 free-agent draft.
- Selected by Toronto Blue Jays in secondary phase of June 1985 free-agent draft.
- On Toronto disabled list, June 20 to July 13, 1992.
- On American League suspended list, September 23 to September 28, 1992.
- On Toronto disabled list, May 23 to June 13, 1993.
- Signed by Oakland Athletics as free agent, April 10, 1995.
- Acquired from the Oakland Athletics in a trade for outfielder Allen Battle, and pitchers Carl Dale, Bret Wagner and Jay Witasick, January 9, 1996.

CARDINALS' UPCOMING MILESTONES

JEFF BRANTLEY needs

- 16 games pitched for 500

ROYCE CLAYTON needs

- 16 hits for 750
- 20 RBIs for 300
- 21 stolen bases for 150

VINCE COLEMAN needs

- 75 hits for 1500
- 11 triples for 100
- 48 stolen bases for 800
- 23 base on balls for 500

DELINO DeSHIELDS needs

- 1 home run for 50
- 7 runs scored for 600
- 44 stolen bases for 400

GARY GAETTI needs

- 5 stolen bases for 100

RON GANT needs

- 477 at-bats for 5000
- 27 home runs for 250
- 64 runs scored for 800
- 88 RBIs for 800

DAVID HOWARD needs

- 80 hits for 400

BRIAN JORDAN needs

- 44 runs scored for 300
- 7 games played for 500
- 7 hits for 500
- 12 doubles for 100
- 31 stolen bases for 100

RAY LANKFORD needs

- 1 stolen base for 200
- 4 stolen bases for 203, T5th on STL all-time list
- 7 games played for 1000
- 18 hits for 1000
- 28 doubles for 250
- 7 triples for 50
- 15 home runs for 150
- 90 runs scored for 700

JOHN MABRY needs

- 103 hits for 500

WILLIE McGEE needs

- 3 pinch hits for 47, T4th on STL all-time list
- 9 pinch hits for 53, T3rd on STL all-time list
- 51 games played for 2000
- 42 runs scored for 1000

MARK McGWIRE needs

- 378 at-bats for 5000
- 2 doubles for 200
- 13 home runs for 400
- 17 RBIs for 1000

KENT MERCKER needs

- 7 wins for 50
- 9 starts for 100

DONOVAN OSBORNE needs

- 46 strikeouts for 500
- 9 wins for 50

TOM PAGNOZZI needs

- 124 games for 1000
- 264 at-bats for 3000
- 52 hits for 750
- 7 home runs for 50
- 10 runs scored for 250

TODD STOTTLEMYRE needs

- 1 game pitched for 300
- 33 starts for 300

MANNY AYBAR — DETAILED PITCHING STATISTICS

	1997											M.L. CAREER					
	ERA	W-L	SV-OP	G	IP	H	ER	HR	BB	SO		W-L	ERA	SV	G	IP	ER
BEFORE ASG	-	-	-	-	-	-	-	-	-	-	-	-	-	-	-	-	-
AFTER ASG	4.24	2-4	0-0	12	68.0	66	32	8	29	41		2-4	4.24	0	12	68.0	32
NIGHT	4.26	2-4	0-0	10	57.0	54	27	7	23	32		2-4	4.26	0	10	57.0	27
DAY	4.09	0-0	0-0	2	11.0	12	5	1	6	9		0-0	4.09	0	2	11.0	5
GRASS	4.11	2-4	0-0	10	57.0	55	26	4	24	36		2-4	4.11	0	10	57.0	26
TURF	4.91	0-0	0-0	2	11.0	11	6	4	5	5		0-0	4.91	0	2	11.0	6
HOME	3.07	1-2	0-0	7	44.0	40	15	4	16	27		1-2	3.07	0	7	44.0	15
ROAD	6.38	1-2	0-0	5	24.0	26	17	4	13	14		1-2	6.38	0	5	24.0	17
APRIL	-	-	-	-	-	-	-	-	-	-		-	-	-	-	-	-
MAY	-	-	-	-	-	-	-	-	-	-		-	-	-	-	-	-
JUNE	-	-	-	-	-	-	-	-	-	-		-	-	-	-	-	-
JULY	-	-	-	-	-	-	-	-	-	-		-	-	-	-	-	-
AUGUST	4.50	0-4	0-0	6	34.0	32	17	3	17	17		0-4	4.50	0	6	34.0	17
SEPTEMBER	3.97	2-0	0-0	6	34.0	34	15	5	12	24		2-0	3.97	0	6	34.0	15
ATL	3.00	0-0	0-0	1	6.0	5	2	1	4	2		0-0	3.00	0	1	6.0	2
FLA	-	-	-	-	-	-	-	-	-	-		-	-	-	-	-	-
MTL	1.93	0-1	0-0	2	14.0	10	3	1	7	4		0-1	1.93	0	2	14.0	3
NY	6.75	0-1	0-0	1	5.1	7	4	0	2	4		0-1	6.75	0	1	5.1	4
PHI	3.86	0-1	0-0	1	7.0	6	3	1	1	7		0-1	3.86	0	1	7.0	3
N.L. EAST	3.34	0-3	0-0	5	32.1	28	12	3	14	17		0-3	3.34	0	5	32.1	12
CHI	1.50	0-0	0-0	1	6.0	3	1	0	3	4		0-0	1.50	0	1	6.0	1
CIN	1.50	0-0	0-0	1	6.0	5	1	0	2	2		0-0	1.50	0	1	6.0	1
HOU	-	-	-	-	-	-	-	-	-	-		-	-	-	-	-	-
PIT	9.00	0-0	0-0	1	5.0	6	5	4	1	3		0-0	9.00	0	1	5.0	5
STL	-	-	-	-	-	-	-	-	-	-		-	-	-	-	-	-
N.L. CENTRAL	3.71	0-0	0-0	3	17.0	14	7	4	6	9		0-0	3.71	0	3	17.0	7
COL	-	-	-	-	-	-	-	-	-	-		-	-	-	-	-	-
LA	-	-	-	-	-	-	-	-	-	-		-	-	-	-	-	-
SD	7.20	0-0	0-0	1	5.0	9	4	1	3	5		0-0	7.20	0	1	5.0	4
SF	3.00	1-0	0-0	1	6.0	4	2	0	3	5		1-0	3.00	0	1	6.0	2
N.L. WEST	4.91	1-0	0-0	2	11.0	13	6	1	6	10		1-0	4.91	0	2	11.0	6
CWS	3.00	1-0	0-0	1	6.0	7	2	0	0	5		1-0	3.00	0	1	6.0	2
CLE	-	-	-	-	-	-	-	-	-	-		-	-	-	-	-	-
KC	27.00	0-1	0-0	1	1.2	4	5	0	3	0		0-1	27.00	0	1	1.2	5
MIL	-	-	-	-	-	-	-	-	-	-		-	-	-	-	-	-
MIN	-	-	-	-	-	-	-	-	-	-		-	-	-	-	-	-
A.L. CENTRAL	8.21	1-1	0-0	2	7.2	11	7	0	3	5		1-1	8.21	0	2	7.2	7
	AVG	AB	H	2B	3B	HR	SB-CS	BB	SO	GDP							
VS. LEFT	.304	135	41	2	2	7	2-2	17	18	1							
VS. RIGHT	.216	116	25	9	0	1	2-0	12	23	5							
NONE ON	.268	142	38	7	0	5	0-0	17	22	0							
RUNNERS ON	.257	109	28	4	2	3	4-2	12	19	6							
NONE ON/OUT	.250	64	16	3	0	3	0-0	7	11	0							
SCOR. POS	.276	58	16	3	2	1	0-0	8	9	1							
SCPOS/2 OUT	.300	30	9	3	1	1	0-0	8	4	0							
1ST IP	.233	43	10	2	0	1	2-2	5	9	2							
INNINGS 1-6	.258	240	62	10	2	8	4-2	28	40	4							
INNINGS 7+	.364	11	4	1	0	0	0-0	1	1	2							

1997 HIGHS

Most Strikeouts: 7, 8/9 vs. PHI.
 Most IP: 8, 8/25 vs. MTL.
 Longest Losing Streak: 4 games, 8/4-30.

CAREER HIGHS

Most Strikeouts: 7, 8/9/97 vs. PHI.
 Most IP: 8, 8/25/97 vs. MTL.
 Longest Losing Streak: 4 games, 8/4-30/97.

JOSE BAUTISTA — DETAILED PITCHING STATISTICS

	1997											M.L. CAREER					
	ERA	W-L	SV-OP	G	IP	H	ER	HR	BB	SO		W-L	ERA	SV	G	IP	ER
BEFORE ASG	5.54	2-2	0-0	18	37.1	45	23	6	10	17		20-23	4.55	1	175	417.2	211
AFTER ASG	9.39	0-0	0-0	14	15.1	25	16	2	4	6		12-19	4.74	2	137	268.0	141
NIGHT	6.39	2-0	0-0	19	31.0	39	22	4	8	15		20-23	4.66	2	163	394.1	204
DAY	7.06	0-2	0-0	13	21.2	31	17	4	6	8		12-19	4.57	1	149	291.1	148
GRASS	5.72	2-2	0-0	30	50.1	62	32	7	14	21		27-32	4.47	3	251	579.2	288
TURF	27.00	0-0	0-0	2	2.1	8	7	1	0	2		5-10	5.43	0	61	106.0	64
HOME	4.91	2-1	0-0	18	36.2	40	20	6	11	14		20-20	4.20	1	167	381.1	178
ROAD	10.69	0-1	0-0	14	16.0	30	19	2	3	9		12-22	5.15	2	145	304.1	174
APRIL	6.59	0-1	0-0	5	13.2	19	10	2	6	6		2-6	5.95	0	45	98.1	65
MAY	1.29	0	0-0	3	7.0	2	1	1	1	5		5-8	4.10	0	54	116.1	53
JUNE	8.76	1-1	0-0	7	12.1	20	12	3	1	4		6-8	4.26	1	56	156.1	74
JULY	8.59	1-0	0-0	6	7.1	14	7	0	4	4		10-6	5.40	0	57	100.0	60
AUGUST	0.00	0-0	0-0	1	2.0	1	0	0	0	1		2-8	3.22	2	52	117.1	42
SEPT/OCT	7.84	0-0	0-0	10	10.1	14	9	2	2	3		7-6	5.36	0	48	97.1	58
ATL	-	-	-	-	-	-	-	-	-	-		0-0	5.40	1	12	18.1	11
FLA	-	-	-	-	-	-	-	-	-	-		1-2	2.77	1	15	26.0	8
MON	9.00	0-0	0-0	1	2.0	3	2	1	0	2		3-3	3.60	1	16	30.0	12
NY	0.00	0-0	0-0	1	1.0	1	0	0	0	1		2-1	3.28	0	12	24.2	9
PHI	-	-	-	-	-	-	-	-	-	-		0-3	10.36	0	19	24.1	28
N.L. EAST	6.00	0-0	0-0	2	3.0	4	2	1	0	3		6-9	4.96	3	74	123.1	68
CHI	0.00	0-0	0-0	2	1.2	0	0	0	0	0		1-1	4.58	0	9	19.2	10
CIN	0.00	0-0	0-0	2	2.1	1	0	0	1	1		1-2	4.91	0	19	22.0	12
HOU	-	-	-	-	-	-	-	-	-	-		1-2	8.06	0	17	22.1	20
PIT	135.00	0-0	0-0	1	0.1	5	5	0	0	0		2-0	4.85	0	14	26.0	14
STL	-	-	-	-	-	-	-	-	-	-		3-1	2.40	0	21	45.0	12
N.L. CENTRAL	10.39	0-0	0-0	5	4.1	6	5	0	1	1		8-6	4.53	0	80	135.0	68
COL	13.50	0-0	0-0	2	1.1	4	2	1	1	1		2-2	4.05	0	16	26.2	12
LA	0.00	0-0	0-0	1	2.0	0	0	0	0	1		2-2	3.08	0	18	38.0	13
SD	10.80	0-0	0-0	1	1.2	3	2	1	0	0		0-1	3.91	0	19	23.0	10
SF	-	-	-	-	-	-	-	-	-	-		2-0	1.53	0	9	17.2	3
N.L. WEST	7.20	0-0	0-0	4	5.0	7	4	2	1	2		6-5	3.25	0	62	105.1	38
CWS	2.45	0-0	0-0	2	3.2	2	1	1	1	1		1-1	3.57	0	6	17.2	7
CLE	-	-	-	-	-	-	-	-	-	-		0-2	8.69	0	6	19.2	19
KC	0.00	0-0	0-0	3	5.0	2	0	0	0	4		0-3	4.54	0	11	35.2	18
MIL	-	-	-	-	-	-	-	-	-	-		1-2	2.22	0	9	24.1	6
MIN	2.45	0-0	0-0	1	3.2	4	1	1	1	1		0-2	6.07	0	4	13.1	9
A.L. CENTRAL	1.46	0-0	0-0	6	12.1	8	2	2	2	6		2-10	4.80	0	36	110.2	59
	AVG	AB	H	2B	3B	HR	SB-CS	BB	SO	GDP							
VS. LEFT	.234	94	22	1	0	2	1-0	7	11	2							
VS. RIGHT	.381	126	48	9	0	6	4-1	7	12	2							
NONE ON	.301	113	34	5	0	5	0-0	7	10	0							
RUNNERS ON	.336	107	36	5	0	3	5-1	7	13	4							
NONE ON/OUT	.306	49	15	1	0	3	0-0	5	6	0							
SCOR.POS	.323	65	21	3	0	1	2-0	5	8	3							
SCPOS/2 OUT	.314	35	11	1	0	1	0-0	2	5	0							
1ST IP	.328	122	40	7	0	4	1-0	4	12	3							
INNINGS 1-6	.302	126	38	4	0	6	4-0	9	11	3							
INNINGS 7+	.340	94	32	6	0	2	1-1	5	12	1							

CAREER HIGHS

Most Strikeouts: 7, twice. Last: 6/21/93 at PIT.
Most Walks: 4, four times. Last: 7/2/95 vs. SD.
Most IP: 9, four times. Last: 9/14/93 at SF.
Longest relief appearance: 6.2 IP, 8/12/95 vs. CHI.
Longest Winning Streak: 5 games, 7/2-9/5/93.
Longest Losing Streak: 6 games, 8/10-9/20/88.

DAVID BELL — DETAILED HITTING STATISTICS

	1997									M.L. CAREER				
	AVG	G	AB	H	2B	3B	HR	RBI	SB	AVG	AB	H	HR	RBI
BEFORE ASG	.136	13	22	3	0	0	0	1	0	.200	160	32	1	9
AFTER ASG	.225	53	120	27	7	2	1	11	1	.238	273	65	3	31
NIGHT	.227	42	88	20	0	1	1	9	1	.221	289	64	3	28
DAY	.185	24	54	10	7	1	0	3	0	.229	144	33	1	12
GRASS	.225	51	111	25	5	1	1	11	1	.231	264	61	2	23
TURF	.161	15	31	5	2	1	0	1	0	.213	169	36	2	17
HOME	.273	35	77	21	4	1	1	11	1	.244	225	55	3	28
ROAD	.138	31	65	9	3	1	0	1	0	.202	208	42	1	12
APRIL	.136	11	22	3	0	0	0	1	0	.176	68	12	1	2
MAY	-	-	-	-	-	-	-	-	-	.171	41	7	0	2
JUNE	-	-	-	-	-	-	-	-	-	.297	37	11	0	3
JULY	.333	15	15	5	2	0	0	0	0	.241	29	7	0	2
AUGUST	.319	18	47	15	3	2	1	5	0	.299	97	29	2	13
SEPTEMBER	.121	22	58	7	2	0	0	8	1	.193	161	31	1	18
ATL	.250	4	8	2	0	0	0	0	0	.130	54	7	0	1
FLA	.250	3	8	2	0	0	0	0	0	.231	13	3	0	1
MTL	.333	5	15	5	0	1	1	3	0	.240	25	6	1	3
NY	.000	2	1	0	0	0	0	0	0	.250	4	1	0	1
PHI	.417	5	12	5	2	1	0	2	0	.290	31	9	1	4
N.L. EAST	.318	19	44	14	2	2	1	5	0	.205	127	26	2	10
CHI	.000	5	7	0	0	0	0	0	0	.120	25	3	0	0
CIN	.300	5	10	3	0	0	0	0	1	.244	45	11	1	6
HOU	.118	9	17	2	0	0	0	1	0	.167	30	5	0	1
PIT	.000	5	12	0	0	0	0	1	0	.262	61	16	0	6
STL	-	-	-	-	-	-	-	-	-	-	-	-	-	-
N.L. CENTRAL	.109	24	46	5	0	0	0	2	1	.217	161	35	1	13
COL	.000	3	7	0	0	0	0	0	0	.250	32	8	0	5
LA	.000	2	5	0	0	0	0	0	0	.107	28	3	0	2
SD	.071	6	14	1	1	0	0	2	0	.182	33	6	0	2
SF	.375	6	8	3	2	0	0	0	0	.375	32	12	1	5
N.L. WEST	.118	17	34	4	3	0	0	2	0	.232	125	29	1	14
CWS	.500	3	10	5	1	0	0	3	0	.500	10	5	0	3
CLE	-	-	-	-	-	-	-	-	-	-	-	-	-	-
KC	.250	2	8	2	1	0	0	0	0	.250	8	2	0	0
MIL	-	-	-	-	-	-	-	-	-	-	-	-	-	-
MIN	.000	1	0	0	0	0	0	0	0	.000	1	0	0	0
A.L. CENTRAL	.388	6	18	7	2	0	0	3	0	.368	19	7	0	3
vs. LEFT	.280	-	50	14	4	0	0	2	0					
vs. RIGHT	.174	-	92	16	3	2	1	10	1					
NONE ON	.186	-	86	16	5	2	1	1	0					
RUNNERS ON	.250	-	56	14	2	0	0	11	1					
NONE ON/OUT	.167	-	42	7	1	1	1	1	0					
SCOR, POS	.258	-	31	8	1	0	0	10	0					
SCPOS/2 OUT	.250	-	16	4	0	0	0	3	0					
BATTING #1	.000	-	4	0	0	0	0	0	0					
BATTING #2	.333	-	9	3	2	0	0	0	0					
BATTING #3	-	-	-	-	-	-	-	-	-					
BATTING #4	.000	-	1	0	0	0	0	0	0					
BATTING #5	.000	-	0	0	0	0	0	0	0					
BATTING #6	.000	-	5	0	0	0	0	0	0					
BATTING #7	.242	-	33	8	2	1	0	4	1					
BATTING #8	.250	-	72	18	3	1	1	8	0					
BATTING #9	.056	-	18	1	0	0	0	0	0					
INNINGS 1-6	.217	38	83	18	5	1	0	4	1					
INNINGS 7+	.203	49	59	12	2	1	1	8	0					

1997 HIGHS

Most Hits: 3, 9/3 vs. CWS.
 Most RBIs: 2, 8/27 vs. MTL & 9/14 vs. SD.
 Most Runs: 2, 8/28 vs. MTL.
 Longest Hitting Streak: 4 games, 8/24-28 & 8/31-9/3.

CAREER HIGHS

Most Hits: 4, 8/27/95 at COL.
 Most RBIs: 3, twice. Last time: 9/13/95 vs. SF.
 Most Runs: 2, four times. Last time: 8/28/97 vs. MTL.
 Most Walks: 3, 5/18/96 at COL.
 Longest Hitting Streak: 8 games, 9/6-15/95.

RIGO BELTRAN — DETAILED PITCHING STATISTICS

	1997											M.L. CAREER					
	ERA	W-L	SV-OP	G	IP	H	ER	HR	BB	SO		W-L	ERA	SV	G	IP	ER
BEFORE ASG	1.93	0-1	0-0	10	9.1	8	2	0	3	12		0-1	1.93	0	10	9.1	2
AFTER ASG	3.80	1-1	1-1	25	45.0	39	19	3	14	38		1-1	3.80	1	25	45.0	19
NIGHT	4.19	1-2	1-1	23	34.1	34	16	1	13	29		1-2	4.19	1	23	34.1	16
DAY	2.25	0-0	0-0	12	20.0	13	5	2	4	21		0-0	2.25	0	12	20.0	5
GRASS	3.18	1-1	1-1	26	39.2	31	14	2	12	34		1-1	3.18	1	26	39.2	14
TURF	4.30	0-1	0-0	9	14.2	16	7	1	5	16		0-1	4.30	0	9	14.2	7
HOME	3.33	0-0	1-1	18	27.0	19	10	0	7	21		0-0	3.33	0	18	27.0	10
ROAD	3.62	1-2	0-0	17	27.1	28	11	3	10	29		1-2	3.62	1	17	27.1	11
APRIL	-	-	-	-	-	-	-	-	-	-		-	-	-	-	-	-
MAY	-	-	-	-	-	-	-	-	-	-		-	-	-	-	-	-
JUNE	2.08	0-1	0-0	9	8.2	8	2	0	3	12		0-1	2.08	0	9	8.2	2
JULY	2.70	0-0	0-0	9	6.2	6	2	1	1	8		0-0	2.70	0	9	6.2	2
AUGUST	2.63	1-0	1-1	10	13.2	8	4	0	4	11		1-0	2.63	1	10	13.2	4
SEPTEMBER	4.62	0-1	0-0	7	25.1	25	13	2	9	19		0-1	4.62	0	7	25.1	13
ATL	0.00	0-0	0-0	2	2.1	0	0	0	0	2		0-0	0.00	0	2	2.1	0
FLA	0.00	0-0	0-0	2	1.2	1	0	0	1	1		0-0	0.00	0	2	1.2	0
MTL	12.00	0-0	1-1	2	3.0	5	4	0	1	3		0-0	12.00	1	2	3.0	4
NY	0.00	0-0	0-0	1	0.2	0	0	0	1	0		0-0	0.00	0	1	0.2	0
PHI	0.00	0-0	0-0	2	5.0	2	0	0	1	5		0-0	0.00	0	2	5.0	0
N.L. EAST	2.84	0-0	1-1	9	12.2	8	4	0	4	11		0-0	2.84	1	9	12.2	4
CHI	4.50	0-0	0-0	2	2.0	1	1	1	0	3		0-0	4.50	0	2	2.0	1
CIN	1.93	0-0	0-0	4	9.1	7	2	0	3	9		0-0	1.93	0	4	9.1	2
HOU	0.00	0-0	0-0	3	2.0	2	0	0	1	1		0-0	0.00	0	3	2.0	0
PIT	3.86	0-1	0-0	3	7.0	7	3	1	2	5		0-1	3.86	0	3	7.0	3
STL	-	-	-	-	-	-	-	-	-	-		-	-	-	-	-	-
N.L. CENTRAL	2.66	0-1	0-0	12	20.1	17	6	2	6	18		0-1	2.66	0	12	20.1	6
COL	4.50	0-0	0-0	3	4.0	1	2	0	3	4		0-0	4.50	0	3	4.0	2
LA	6.00	0-0	0-0	2	6.0	9	4	0	2	5		0-0	6.00	0	2	6.0	4
SD	0.00	0-1	0-0	1	0.1	2	0	0	1	1		0-1	0.00	0	1	0.1	0
SF	4.70	0-0	0-0	4	7.2	8	4	1	1	8		0-0	4.70	0	4	7.2	4
N.L. WEST	5.00	0-1	0-0	10	18.0	20	10	1	7	18		0-1	5.00	0	10	18.0	10
CWS	6.75	0-0	0-0	2	1.1	1	1	0	0	2		0-0	6.75	0	2	1.1	1
CLE	0.00	0-0	0-0	1	1.0	1	0	0	0	1		0-0	0.00	0	1	1.0	0
KC	0.00	1-0	0-0	1	1.0	0	0	0	0	0		1-0	0.00	0	1	1.0	0
MIL	-	-	-	-	-	-	-	-	-	-		-	-	-	-	-	-
MIN	-	-	-	-	-	-	-	-	-	-		-	-	-	-	-	-
A.L. CENTRAL	2.70	1-0	0-0	4	3.1	2	1	0	0	3		1-0	2.70	0	4	3.1	1
	AVG	AB	H	2B	3B	HR	SB-CS	BB	SO	GDP							
VS. LEFT	.275	40	11	3	1	1	1-1	7	11	0							
VS. RIGHT	.228	158	36	5	1	2	0-2	10	39	3							
NONE ON	.220	118	26	4	1	2	0-0	11	32	0							
RUNNERS ON	.262	80	21	4	1	1	1-3	6	18	3							
NONE ON/OUT	.265	49	13	3	0	0	0-0	4	15	0							
SCOR. POS	.244	45	11	4	0	0	1-0	5	12	2							
SCPOS/2 OUT	.222	18	4	1	0	0	0-0	1	5	0							
1ST IP	.236	106	25	5	2	2	1-1	9	28	1							
INNINGS 1-6	.299	97	29	5	2	2	1-2	6	18	3							
INNINGS 7+	.178	101	18	3	0	1	0-1	11	32	0							

1997 HIGHS

Most Strikeouts: 4, three times. Last 9/15 vs. LA.
Most IP: 7, 9/25 vs. CIN.

CAREER HIGHS

Most Strikeouts: 4, three times. Last: 9/15/97 vs. LA.
Most IP: 7, 9/25/97 vs. CIN.

ALAN BENES — DETAILED PITCHING STATISTICS

	1997											M.L. CAREER					
	ERA	W-L	SV-OP	G	IP	H	ER	HR	BB	SO		W-L	ERA	SV	G	IP	ER
BEFORE ASG	2.55	7-7	0-0	18	127.0	90	36	11	51	136		15-12	3.71	0	36	233.0	96
AFTER ASG	4.15	2-2	0-0	5	34.2	38	16	2	17	24		8-9	4.98	0	24	135.2	75
NIGHT	2.73	6-7	0-0	17	118.2	95	38	9	46	120		16-14	4.09	0	43	268.1	122
DAY	3.35	3-2	0-0	6	43.0	33	16	4	22	40		7-7	4.40	0	17	100.1	49
GRASS	2.47	8-7	0-0	19	138.1	95	38	10	57	140		18-16	4.03	0	46	283.1	127
TURF	5.40	1-2	0-0	4	23.1	33	14	3	11	20		5-5	4.64	0	14	85.1	44
HOME	2.68	3-6	0-0	12	84.0	60	25	9	34	83		11-10	3.12	0	27	178.2	62
ROAD	3.13	6-3	0-0	11	77.2	68	27	4	34	77		12-11	5.16	0	33	190.0	109
APRIL	3.62	3-2	0-0	6	37.1	32	15	3	14	42		6-3	4.23	0	12	72.1	34
MAY	2.41	1-2	0-0	5	37.1	25	10	2	13	35		2-4	4.62	0	10	64.1	33
JUNE	2.03	3-3	0-0	6	44.1	28	10	5	21	49		6-4	2.30	0	11	78.1	20
JULY	3.59	2-2	0-0	6	42.2	43	17	3	20	34		5-4	4.98	0	12	72.1	40
AUGUST	-	-	-	-	-	-	-	-	-	-		2-2	3.69	0	6	39.0	16
SEPTEMBER	-	-	-	-	-	-	-	-	-	-		2-4	5.95	0	9	42.1	28
ATL	1.06	0-1	0-0	2	17.0	6	2	1	5	17		1-2	3.41	0	4	29.0	11
FLA	3.68	1-1	0-0	2	14.2	16	6	1	7	12		1-1	3.68	0	2	14.2	6
MTL	6.52	0-1	0-0	2	9.2	14	7	2	3	12		1-1	3.28	0	4	24.2	9
NY	1.23	0-1	0-0	1	7.1	6	1	1	1	4		1-3	5.46	0	5	28.0	17
PHI	-	-	-	-	-	-	-	-	-	-		1-0	4.63	0	2	11.2	6
N.L. EAST	2.96	1-4	0-0	7	48.2	42	16	5	16	45		5-7	4.08	0	17	108.0	49
CHI	2.25	1-0	0-0	1	8.0	5	2	0	5	6		3-1	7.40	0	5	24.1	20
CIN	2.18	2-1	0-0	3	20.2	18	5	1	11	18		2-3	4.13	0	5	32.2	15
HOU	2.77	1-0	0-0	2	13.0	11	4	0	4	13		3-1	2.89	0	5	28.0	9
PIT	2.57	0-0	0-0	1	7.0	2	2	0	5	9		3-1	5.09	0	6	35.1	20
STL	-	-	-	-	-	-	-	-	-	-		-	-	-	-	-	-
N.L. CENTRAL	2.40	4-1	0-0	7	48.2	36	13	1	25	46		11-6	4.79	0	21	120.1	64
COL	8.18	1-1	0-0	2	11.0	16	10	1	5	11		2-1	6.96	0	6	32.1	25
LA	2.40	1-1	0-0	2	15.0	11	4	3	7	13		2-2	2.56	0	5	38.2	11
SD	2.40	2-0	0-0	2	15.0	7	4	0	6	17		3-1	3.52	0	5	30.2	12
SF	3.86	0-1	0-0	1	7.0	7	3	1	3	7		0-3	3.22	0	4	22.1	8
N.L. WEST	3.94	4-3	0-0	7	48.0	41	21	5	21	48		7-7	4.06	0	20	124.0	56
CWS	-	-	-	-	-	-	-	-	-	-		-	-	-	-	-	-
CLE	-	-	-	-	-	-	-	-	-	-		-	-	-	-	-	-
KC	-	-	-	-	-	-	-	-	-	-		-	-	-	-	-	-
MIL	1.08	0-1	0-0	1	8.1	4	1	1	3	11		0-1	1.08	0	1	8.1	1
MIN	1.13	0-0	0-0	1	8.0	5	1	1	3	10		0-0	1.13	0	1	8.0	1
A.L. CENTRAL	1.10	0-1	0-0	2	16.1	9	2	2	6	21		0-1	1.10	0	2	16.1	2
	AVG	AB	H	2B	3B	HR	SB-CS	BB	SO	GDP							
VS. LEFT	.233	292	68	11	3	8	8-6	39	73	7							
VS. RIGHT	.205	293	60	5	1	5	2-6	29	87	5							
NONE ON	.209	344	72	9	1	9	0-0	40	93	0							
RUNNERS ON	.232	241	56	7	3	4	10-12	28	67	12							
NONE ON/OUT	.191	152	29	5	0	4	0-0	15	43	0							
SCOR. POS	.216	116	25	2	2	2	3-4	22	35	6							
SCPOS/2 OUT	.203	59	12	0	1	1	1-1	13	17	0							
1ST IP	.210	81	17	0	0	1	2-1	10	23	2							
INNINGS 1-6	.229	490	112	14	2	12	9-9	54	132	12							
INNINGS 7+	.168	95	16	2	2	1	1-3	14	28	0							

1997 HIGHS

Most Strikeouts: 11, three times. Last: 6/16 at MIL.

Most IP: 9, 4/19 at SD(2) & 5/16 at ATL.

Fewest Hits in CG: 3, 4/19 at SD(2).

Longest Scoreless Streak: 17.1 IP, 4/8-19.

CAREER HIGHS

Most Strikeouts: 11, four times. Last: 6/16/97 at MIL.

Most IP: 9, five times. Last: 5/16/97 at ATL.

Fewest Hits in CG: 3, 4/19/97 at SD(2).

Longest Winning Streak: 4 games, 9/30/95-4/20/96.

Longest Losing Streak: 3 games, 4/25-5/11/96.

Longest Scoreless Streak: 17.1 IP, 4/8-19/97.

KENT BOTTFENFIELD — DETAILED PITCHING STATISTICS

	1997										M.L. CAREER					
	ERA	W-L	SV-OP	G	IP	H	ER	HR	BB	SO	W-L	ERA	SV	G	IP	ER
BEFORE ASG	2.44	1-1	2-2	37	55.1	51	15	3	22	45	6-7	3.48	3	87	183.2	71
AFTER ASG	6.59	1-2	0-2	27	28.2	31	21	10	13	29	8-14	4.94	2	88	180.1	99
NIGHT	3.65	1-0	0-1	26	37.0	30	15	5	17	33	12-12	4.31	1	85	194.0	93
DAY	4.02	1-3	2-3	38	47.0	52	21	8	18	41	2-9	4.08	4	90	170.0	77
GRASS	4.43	2-2	1-3	52	65.0	65	32	13	30	65	12-11	4.31	3	120	229.2	110
TURF	1.89	0-1	1-1	12	19.0	17	4	0	5	9	2-10	4.02	2	55	134.1	60
HOME	4.93	1-1	1-3	32	38.1	40	21	11	18	39	6-7	4.69	1	87	180.1	94
ROAD	2.96	1-2	1-1	32	45.2	42	15	2	17	35	8-14	3.72	4	88	183.2	76
APRIL	3.94	0-0	0-0	11	16.0	18	7	1	10	13	1-2	4.12	0	15	39.1	18
MAY	2.76	1-1	0-0	10	16.1	15	5	2	6	13	3-2	4.13	1	28	52.1	24
JUNE	1.50	0-0	1-1	14	18.0	12	3	0	6	18	2-2	2.80	1	34	64.1	20
JULY	3.78	1-1	1-3	12	16.2	16	7	2	5	12	4-5	4.00	2	33	69.2	31
AUGUST	6.48	0-1	0-0	9	8.1	13	6	5	5	5	1-6	5.98	0	28	58.2	39
SEPTEMBER	8.31	0-0	0-0	8	8.2	8	8	3	3	13	3-4	4.29	1	37	79.2	38
ATL	6.75	1-0	0-1	4	4.0	5	3	1	2	4	1-1	2.50	1	12	18.0	5
FLA	2.45	0-0	0-0	4	7.1	6	2	1	4	6	1-1	3.55	0	10	25.1	10
MTL	3.86	0-0	0-0	5	4.2	6	2	2	3	2	1-2	5.21	1	10	19.0	11
NY	5.79	0-1	0-0	6	4.2	6	3	0	3	4	1-3	6.00	0	16	30.0	20
PHI	2.25	0-0	1-1	4	8.0	9	2	2	1	5	0-2	4.33	1	12	27.0	13
N.L. EAST	3.77	1-1	1-2	23	28.2	32	12	6	13	21	4-9	4.45	3	60	119.1	59
CHI	-	-	-	-	-	-	-	-	-	-	1-0	1.17	0	4	15.1	2
CIN	4.50	0-1	0-0	5	6.0	9	3	1	0	1	1-2	6.59	0	16	28.2	21
HOU	3.18	0-0	1-2	6	11.1	6	4	1	6	14	0-1	4.41	1	14	32.2	16
PIT	2.84	0-0	0-0	3	6.1	5	2	0	2	5	1-2	4.00	0	15	27.0	12
STL	6.75	0-0	0-0	3	4.0	4	3	0	3	6	2-1	4.55	0	14	27.2	14
N.L. CENTRAL	3.90	0-1	1-2	17	27.2	24	12	2	11	26	5-6	4.45	1	63	131.1	65
COL	5.40	0-0	0-0	6	8.1	8	5	1	3	8	2-1	4.10	1	13	26.1	12
LA	4.15	0-0	0-0	4	4.1	5	2	1	1	5	2-0	2.29	0	14	35.1	9
SD	3.86	0-1	0-0	4	4.2	2	2	2	3	4	0-2	5.79	0	9	18.2	12
SF	1.50	1-0	0-0	4	6.0	6	1	1	3	5	1-3	3.45	0	10	28.2	11
N.L. WEST	3.86	1-1	0-0	18	23.1	21	10	5	10	22	5-6	3.63	1	46	109.0	44
CWS	-	-	-	-	-	-	-	-	-	-	-	-	-	-	-	-
CLE	-	-	-	-	-	-	-	-	-	-	-	-	-	-	-	-
KC	0.00	0-0	0-0	2	1.1	1	0	0	0	2	0-0	0.00	0	2	1.1	0
MIL	0.00	0-0	0-0	3	1.2	1	0	0	1	0	0-0	0.00	0	3	1.2	0
MIN	13.50	0-0	0-0	1	1.1	3	2	0	0	3	0-0	13.50	0	1	1.1	2
A.L. CENTRAL	4.16	0-0	0-0	6	4.1	5	2	0	1	5	0-0	4.16	0	6	4.1	2
	AVG	AB	H	2B	3B	HR	SB-CS	BB	SO	GDP						
VS. LEFT	.250	124	31	6	1	1	1-2	16	26	2						
VS. RIGHT	.266	192	51	8	0	12	9-4	19	48	0						
NONE ON	.261	165	43	6	0	9	0-0	16	36	0						
RUNNERS ON	.258	151	39	8	1	4	10-6	19	38	2						
NONE ON/OUT	.216	74	16	3	0	4	0-0	2	16	0						
SCOR. POS	.257	105	27	3	1	1	4-2	13	34	0						
SCPOS/2OUT	.143	49	7	1	1	0	1-0	6	21	0						
1ST IP	.223	202	45	3	0	10	6-4	23	51	1						
INNINGS 1-6	.265	113	30	3	1	3	6-3	17	26	1						
INNINGS 7+	.255	203	52	11	0	10	4-3	18	48	1						

1997 HIGHS

Most Strikeouts: 5, 6/26 vs. HOU & 6/28 vs. HOU.
Most IP: 3.1, 4/26 vs. PIT.

CAREER HIGHS

Most Strikeouts: 7, 9/16/93 vs. HOU.
Most IP: 9, 8/10/93 at LA.
Fewest Hits in CG: 7, 8/10/93 at LA.
Longest Relief Appearance: 4 IP, twice. Last: 5/23/93 at PHI.
Longest Winning Streak: 3 games, 5/17-6/1/94.

JEFF BRANTLEY — DETAILED PITCHING STATISTICS

	1997										M.L. CAREER					
	ERA	W-L	SV-OP	G	IP	H	ER	HR	BB	SO	W-L	ERA	SV	G	IP	ER
BEFORE ASG	3.86	1-1	1-3	13	11.2	9	5	2	7	16	27-18	3.02	73	274	414.2	139
AFTER ASG	-	-	-	-	-	-	-	-	-	-	13-13	3.12	57	210	309.0	107
NIGHT	2.70	1-0	0-1	6	6.2	3	2	1	5	8	19-24	3.39	89	304	451.0	170
DAY	5.40	0-1	1-2	7	5.0	6	3	1	2	8	21-7	2.51	41	180	272.2	76
GRASS	6.35	1-1	1-3	6	5.2	7	4	2	3	9	26-17	3.00	60	280	446.2	149
TURF	1.50	0-0	0-0	7	6.0	2	1	0	4	7	14-14	3.15	70	204	277.0	97
HOME	1.80	0-0	0-0	6	5.0	2	1	0	4	6	22-14	2.94	58	235	355.2	116
ROAD	5.40	1-1	1-3	7	6.2	7	4	2	3	10	18-17	3.18	72	249	368.0	130
APRIL	0.00	0-0	0-0	4	4.0	2	0	0	1	5	3-4	3.26	11	67	107.2	39
MAY	5.87	1-1	1-3	9	7.2	7	5	2	6	11	9-7	2.99	24	93	147.2	49
JUNE	-	-	-	-	-	-	-	-	-	-	11-6	2.92	26	82	120.1	39
JULY	-	-	-	-	-	-	-	-	-	-	8-4	2.99	32	89	117.1	39
AUGUST	-	-	-	-	-	-	-	-	-	-	4-7	3.03	22	85	121.2	41
SEPTEMBER	-	-	-	-	-	-	-	-	-	-	5-3	3.22	15	68	109.0	39
ATL	-	-	-	-	-	-	-	-	-	-	5-4	3.70	9	49	82.2	34
FLA	-	-	-	-	-	-	-	-	-	-	0-1	3.20	4	15	19.2	7
MTL	-	-	-	-	-	-	-	-	-	-	4-0	1.73	9	37	62.1	12
NY	0.00	0-0	0-0	2	3.0	2	0	0	1	2	2-1	3.18	10	34	45.1	16
PHI	0.00	0-0	0-0	1	1.0	0	0	0	0	2	1-1	3.49	14	41	56.2	22
N.L. EAST	0.00	0-0	0-0	3	4.0	2	0	0	1	4	12-7	3.07	46	176	266.2	91
CHI	-	-	-	-	-	-	-	-	-	-	5-3	3.13	13	37	54.2	19
CIN	-	-	-	-	-	-	-	-	-	-	1-3	4.85	3	22	42.2	23
HOU	-	-	-	-	-	-	-	-	-	-	7-6	3.15	13	48	71.1	25
PIT	0.00	0-0	0-0	1	1.0	0	0	0	0	0	2-4	1.99	12	43	63.1	14
STL	-	-	-	-	-	-	-	-	-	-	2-0	2.82	11	34	44.2	14
N.L. CENTRAL	0.00	0-0	0-0	1	1.0	0	0	0	0	0	17-16	3.09	52	184	276.2	95
COL	-	-	-	-	-	-	-	-	-	-	0-0	1.20	4	14	15.0	2
LA	3.00	1-0	0-1	2	3.0	1	1	1	0	3	5-3	3.28	8	44	74.0	27
SD	0.00	0-0	0-0	3	1.1	2	0	0	0	1	4-3	2.56	11	47	70.1	20
SF	10.80	0-1	1-2	4	3.1	4	4	1	6	7	2-2	4.71	9	19	21.0	11
N.L. WEST	5.87	1-1	1-3	9	7.2	7	5	2	6	11	11-8	2.99	32	124	180.1	60
CWS	-	-	-	-	-	-	-	-	-	-	-	-	-	-	-	-
CLE	-	-	-	-	-	-	-	-	-	-	-	-	-	-	-	-
KC	-	-	-	-	-	-	-	-	-	-	-	-	-	-	-	-
MIL	-	-	-	-	-	-	-	-	-	-	-	-	-	-	-	-
MIN	-	-	-	-	-	-	-	-	-	-	-	-	-	-	-	-
A.L. CENTRAL	-	-	-	-	-	-	-	-	-	-	-	-	-	-	-	-
	AVG	AB	H	2B	3B	HR	SB-CS	BB	SO	GDP						
VS. LEFT	.056	18	1	0	0	0	0-0	6	8	0						
VS. RIGHT	.308	26	8	1	0	2	0-0	1	8	0						
NONE ON	.214	28	6	1	0	2	0-0	2	11	0						
RUNNERS ON	.188	16	3	0	0	0	0-0	5	5	0						
NONE ON/OUT	.154	13	2	0	0	2	0-0	0	5	0						
SCOR.POS	.250	8	2	0	0	0	0-0	4	3	0						
SCPOS/2OUT	.250	4	1	0	0	0	0-0	1	1	0						
1ST IP	.220	41	9	1	0	2	0-0	7	16	0						
INNINGS 1-6	.000	0	0	0	0	0	0-0	0	0	0						
INNINGS 7+	.205	44	9	1	0	2	0-0	7	16	0						

1997 HIGHS

Most Strikeouts: 3, 5/6 at LA.
Most IP: 2, 5/6 at LA.

CAREER HIGHS

Most Strikeouts: 9, 9/24/92 vs. ATL.
Most IP: 7.2 IP, 4/15/93 vs. CHI.
Longest Relief Appearance: 5 IP, 6/29/89 vs. CHI.
Longest Winning Streak: 6 games, 6/29-7/19/89.
Longest Losing Streak: 4 games, 5/15-6/13/92.

MIKE BUSBY — DETAILED PITCHING STATISTICS

	1997											M.L. CAREER					
	ERA	W-L	SV-OP	G	IP	H	ER	HR	BB	SO		W-L	ERA	SV	G	IP	ER
BEFORE ASG	-	-	-	-	-	-	-	-	-	-	-	-	-	-	-	-	-
AFTER ASG	8.79	0-2	0-0	3	14.1	24	14	2	4	6		0-2	8.79	0	3	14.1	14
NIGHT	5.73	0-1	0-0	2	11.0	17	7	1	1	5		0-1	5.73	0	2	11.0	7
DAY	18.90	0-1	0-0	1	3.1	7	7	1	3	1		0-1	18.90	0	1	3.1	7
GRASS	5.73	0-1	0-0	2	11.0	17	7	1	1	5		0-1	5.73	0	2	11.0	7
TURF	18.90	0-1	0-0	1	3.1	7	7	1	3	1		0-1	18.90	0	1	3.1	7
HOME	5.73	0-1	0-0	2	11.0	17	7	1	1	5		0-1	5.73	0	2	11.0	7
ROAD	18.90	0-1	0-0	1	3.1	7	7	1	3	1		0-1	18.90	0	1	3.1	7
APRIL	-	-	-	-	-	-	-	-	-	-		-	-	-	-	-	-
MAY	-	-	-	-	-	-	-	-	-	-		-	-	-	-	-	-
JUNE	-	-	-	-	-	-	-	-	-	-		-	-	-	-	-	-
JULY	-	-	-	-	-	-	-	-	-	-		-	-	-	-	-	-
AUGUST	-	-	-	-	-	-	-	-	-	-		-	-	-	-	-	-
SEPTEMBER	8.79	0-2	0-0	3	14.1	24	14	2	4	6		0-2	8.79	0	3	14.1	14
ATL	-	-	-	-	-	-	-	-	-	-		-	-	-	-	-	-
FLA	-	-	-	-	-	-	-	-	-	-		-	-	-	-	-	-
NY	-	-	-	-	-	-	-	-	-	-		-	-	-	-	-	-
MTL	-	-	-	-	-	-	-	-	-	-		-	-	-	-	-	-
PHI	-	-	-	-	-	-	-	-	-	-		-	-	-	-	-	-
N.L. EAST	-	-	-	-	-	-	-	-	-	-		-	-	-	-	-	-
CHI	7.20	0-1	0-0	1	5.0	10	4	0	1	2		0-1	7.20	0	1	5.0	4
CIN	-	-	-	-	-	-	-	-	-	-		-	-	-	-	-	-
HOU	-	-	-	-	-	-	-	-	-	-		-	-	-	-	-	-
PIT	18.90	0-1	0-0	1	3.1	7	7	1	3	1		0-1	18.90	0	1	3.1	7
STL	-	-	-	-	-	-	-	-	-	-		-	-	-	-	-	-
N.L. CENTRAL	11.88	0-2	0-0	2	8.1	17	11	1	4	3		0-2	11.88	0	2	8.1	11
COL	-	-	-	-	-	-	-	-	-	-		-	-	-	-	-	-
LA	4.50	0-0	0-0	1	6.0	7	3	1	0	3		0-0	4.50	0	1	6.0	3
SD	-	-	-	-	-	-	-	-	-	-		-	-	-	-	-	-
SF	-	-	-	-	-	-	-	-	-	-		-	-	-	-	-	-
N.L. WEST	4.50	0-0	0-0	1	6.0	7	3	1	0	3		0-0	4.50	0	1	6.0	3
CWS	-	-	-	-	-	-	-	-	-	-		-	-	-	-	-	-
CLE	-	-	-	-	-	-	-	-	-	-		-	-	-	-	-	-
KC	-	-	-	-	-	-	-	-	-	-		-	-	-	-	-	-
MIL	-	-	-	-	-	-	-	-	-	-		-	-	-	-	-	-
MIN	-	-	-	-	-	-	-	-	-	-		-	-	-	-	-	-
A.L. CENTRAL	-	-	-	-	-	-	-	-	-	-		-	-	-	-	-	-
		AVG	AB	H	2B	3B	HR	SB-CS	BB	SO	GDP						
VS. LEFT		.375	24	9	0	0	0	2-0	3	3	0						
VS. RIGHT		.405	37	15	2	0	2	1-2	1	3	0						
NONE ON		.448	29	13	2	0	0	0-0	1	2	0						
RUNNERS ON		.344	32	11	0	0	2	3-2	3	4	0						
NONE ON/OUT		.571	14	8	1	0	0	0-0	1	0	0						
SCOR. POS		.364	22	8	0	0	1	0-0	2	2	0						
SCPOS/2 OUT		.400	10	4	0	0	1	0-0	1	1	0						
1ST IP		.529	17	9	1	0	1	3-1	1	2	0						
INNINGS 1-6		.393	61	24	2	0	2	3-2	4	6	0						
INNINGS 7+		-	-	-	-	-	-	-	-	-	-						

1997 HIGHS

Most Strikeouts: 3, 9/16 vs. LA.
Most IP: 6, 9/16 vs. LA.

CAREER HIGHS

Most Strikeouts: 3, 9/16/97 vs. LA.
Most IP: 6, 9/16/97 vs. LA.

WES CHAMBERLAIN — DETAILED HITTING STATISTICS

	1997										M.L. CAREER				
	AVG	G	AB	H	2B	3B	HR	RBI	SB		AVG	AB	H	HR	RBI
BEFORE ASG	-.	-.	-.	-.	-.	-.	-.	-.	-.	-.	.261	591	154	20	71
AFTER ASG	-.	-.	-.	-.	-.	-.	-.	-.	-.	-.	.250	672	168	23	96
NIGHT	-.	-.	-.	-.	-.	-.	-.	-.	-.	-.	.258	869	224	30	112
DAY	-.	-.	-.	-.	-.	-.	-.	-.	-.	-.	.249	394	98	13	55
GRASS	-.	-.	-.	-.	-.	-.	-.	-.	-.	-.	.243	486	118	20	59
TURF	-.	-.	-.	-.	-.	-.	-.	-.	-.	-.	.263	777	204	23	108
HOME	-.	-.	-.	-.	-.	-.	-.	-.	-.	-.	.272	721	196	21	100
ROAD	-.	-.	-.	-.	-.	-.	-.	-.	-.	-.	.232	542	126	22	67
APRIL	-.	-.	-.	-.	-.	-.	-.	-.	-.	-.	.252	163	41	6	18
MAY	-.	-.	-.	-.	-.	-.	-.	-.	-.	-.	.224	152	34	6	16
JUNE	-.	-.	-.	-.	-.	-.	-.	-.	-.	-.	.281	199	56	5	20
JULY	-.	-.	-.	-.	-.	-.	-.	-.	-.	-.	.276	272	75	9	44
AUGUST	-.	-.	-.	-.	-.	-.	-.	-.	-.	-.	.264	254	67	11	45
SEPTEMBER	-.	-.	-.	-.	-.	-.	-.	-.	-.	-.	.220	223	49	6	24
ATL	-.	-.	-.	-.	-.	-.	-.	-.	-.	-.	.254	67	17	2	7
FLA	-.	-.	-.	-.	-.	-.	-.	-.	-.	-.	.444	9	4	1	1
MTL	-.	-.	-.	-.	-.	-.	-.	-.	-.	-.	.204	152	31	4	20
NY	-.	-.	-.	-.	-.	-.	-.	-.	-.	-.	.231	104	24	4	15
PHI	-.	-.	-.	-.	-.	-.	-.	-.	-.	-.	-.	-.	-.	-.	-.
N.L. EAST	-.	-.	-.	-.	-.	-.	-.	-.	-.	-.	.229	332	76	11	43
CHI	-.	-.	-.	-.	-.	-.	-.	-.	-.	-.	.291	151	44	9	22
CIN	-.	-.	-.	-.	-.	-.	-.	-.	-.	-.	.288	52	15	1	10
HOU	-.	-.	-.	-.	-.	-.	-.	-.	-.	-.	.268	56	15	2	4
PIT	-.	-.	-.	-.	-.	-.	-.	-.	-.	-.	.269	104	28	3	16
STL	-.	-.	-.	-.	-.	-.	-.	-.	-.	-.	.316	79	25	3	12
N.L. CENTRAL	-.	-.	-.	-.	-.	-.	-.	-.	-.	-.	.287	442	127	18	64
COL	-.	-.	-.	-.	-.	-.	-.	-.	-.	-.	.217	23	5	1	5
LA	-.	-.	-.	-.	-.	-.	-.	-.	-.	-.	.295	78	23	1	11
SD	-.	-.	-.	-.	-.	-.	-.	-.	-.	-.	.265	98	26	6	17
SF	-.	-.	-.	-.	-.	-.	-.	-.	-.	-.	.214	84	18	1	6
N.L. WEST	-.	-.	-.	-.	-.	-.	-.	-.	-.	-.	.254	283	72	9	39
CWS	-.	-.	-.	-.	-.	-.	-.	-.	-.	-.	.000	-.	-.	-.	-.
CLE	-.	-.	-.	-.	-.	-.	-.	-.	-.	-.	.150	20	3	0	0
KC	-.	-.	-.	-.	-.	-.	-.	-.	-.	-.	.000	4	0	0	0
MIL	-.	-.	-.	-.	-.	-.	-.	-.	-.	-.	.125	8	1	0	0
MIN	-.	-.	-.	-.	-.	-.	-.	-.	-.	-.	.545	11	6	0	2
A.L. CENTRAL	-.	-.	-.	-.	-.	-.	-.	-.	-.	-.	.233	43	10	0	2
vs. LEFT	-.	-.	-.	-.	-.	-.	-.	-.	-.	-.	-.	-.	-.	-.	-.
vs. RIGHT	-.	-.	-.	-.	-.	-.	-.	-.	-.	-.	-.	-.	-.	-.	-.
NONE ON	-.	-.	-.	-.	-.	-.	-.	-.	-.	-.	-.	-.	-.	-.	-.
RUNNERS ON	-.	-.	-.	-.	-.	-.	-.	-.	-.	-.	-.	-.	-.	-.	-.
NONE ON/OUT	-.	-.	-.	-.	-.	-.	-.	-.	-.	-.	-.	-.	-.	-.	-.
SCOR. POS	-.	-.	-.	-.	-.	-.	-.	-.	-.	-.	-.	-.	-.	-.	-.
SCPOS/2 OUT	-.	-.	-.	-.	-.	-.	-.	-.	-.	-.	-.	-.	-.	-.	-.
BATTING #1	-.	-.	-.	-.	-.	-.	-.	-.	-.	-.	-.	-.	-.	-.	-.
BATTING #2	-.	-.	-.	-.	-.	-.	-.	-.	-.	-.	-.	-.	-.	-.	-.
BATTING #3	-.	-.	-.	-.	-.	-.	-.	-.	-.	-.	-.	-.	-.	-.	-.
BATTING #4	-.	-.	-.	-.	-.	-.	-.	-.	-.	-.	-.	-.	-.	-.	-.
BATTING #5	-.	-.	-.	-.	-.	-.	-.	-.	-.	-.	-.	-.	-.	-.	-.
BATTING #6	-.	-.	-.	-.	-.	-.	-.	-.	-.	-.	-.	-.	-.	-.	-.
BATTING #7	-.	-.	-.	-.	-.	-.	-.	-.	-.	-.	-.	-.	-.	-.	-.
BATTING #8	-.	-.	-.	-.	-.	-.	-.	-.	-.	-.	-.	-.	-.	-.	-.
BATTING #9	-.	-.	-.	-.	-.	-.	-.	-.	-.	-.	-.	-.	-.	-.	-.
INNINGS 1-6	-.	-.	-.	-.	-.	-.	-.	-.	-.	-.	-.	-.	-.	-.	-.
INNINGS 7+	-.	-.	-.	-.	-.	-.	-.	-.	-.	-.	-.	-.	-.	-.	-.

CAREER HIGHS

Most Hits: 4, three times. Last: 9/13/91 vs. PIT.
Most RBIs: 6, 7/31/91 vs. SD.
Most Runs: 3, three times. Last: 9/30/91 vs. CHI.
Most HR: 2, twice. Last: 4/18/93 at CHI.
Longest Hitting Streak: 8 games, twice in 1993.
Last Grand Slam: 8/2/94 vs. TOR.

ROYCE CLAYTON — DETAILED HITTING STATISTICS

	1997									M.L. CAREER				
	AVG	G	AB	H	2B	3B	HR	RBI	SB	AVG	AB	H	HR	RBI
BEFORE ASG	.264	86	322	85	23	2	6	36	19	.261	1636	427	20	179
AFTER ASG	.268	68	254	68	16	3	3	25	11	.251	1221	307	13	101
NIGHT	.255	100	373	95	28	4	4	37	20	.259	1662	430	20	152
DAY	.286	54	203	58	11	1	5	24	10	.254	1195	304	13	128
GRASS	.267	126	468	125	29	4	7	53	25	.259	2235	579	29	220
TURF	.259	28	108	28	10	1	2	8	5	.249	622	155	4	60
HOME	.298	75	262	78	19	0	5	32	13	.261	1409	368	22	143
ROAD	.239	79	314	75	20	5	4	29	17	.253	1448	366	11	137
APRIL	.230	25	100	23	9	1	2	10	7	.251	458	115	5	45
MAY	.277	27	101	28	9	0	2	14	8	.254	531	135	8	70
JUNE	.268	28	97	26	5	1	2	11	4	.265	495	131	5	43
JULY	.224	27	107	24	6	0	2	7	0	.254	469	119	5	46
AUGUST	.275	26	91	25	3	2	0	6	5	.263	437	115	5	37
SEPTEMBER	.338	21	80	27	7	1	1	13	6	.255	467	119	5	39
ATL	.270	11	37	10	2	0	0	1	2	.234	205	48	2	11
FLA	.256	11	39	10	4	0	2	5	3	.307	153	47	3	17
MTL	.282	10	39	11	2	1	0	4	5	.220	218	48	1	21
NY	.300	11	40	12	3	1	1	6	3	.263	240	63	4	24
PHI	.273	9	33	9	3	0	1	4	1	.296	203	60	3	39
N.L. EAST	.277	52	188	52	14	2	4	20	14	.261	1019	266	13	112
CHI	.243	10	37	9	1	0	1	2	3	.284	222	63	3	22
CIN	.310	11	42	13	3	0	1	7	1	.317	205	65	3	24
HOU	.265	12	49	13	7	0	1	4	1	.195	261	51	3	22
PIT	.303	10	33	10	0	0	0	2	2	.306	196	60	4	18
STL	-	-	-	-	-	-	-	-	-	.252	131	33	0	11
N.L. CENTRAL	.280	43	161	45	11	0	3	15	7	.268	1015	272	13	97
COL	.378	11	45	17	4	1	1	6	4	.306	183	56	3	21
LA	.256	11	43	11	3	1	1	3	2	.226	261	59	3	17
SD	.182	11	44	8	1	1	0	8	2	.209	249	52	1	23
SF	.186	11	43	8	3	0	0	6	1	.218	78	17	0	7
N.L. WEST	.251	44	175	44	11	3	2	23	9	.239	771	184	7	68
CWS	.500	3	12	6	3	0	0	2	0	.500	12	6	0	2
CLE	.000	3	8	0	0	0	0	0	0	.000	8	0	0	0
KC	.214	3	14	3	0	0	0	1	0	.214	14	3	0	1
MIL	.143	3	7	1	0	0	0	0	0	.143	7	1	0	0
MIN	.182	3	11	2	0	0	0	0	0	.182	11	2	0	0
A.L. CENTRAL	.231	15	52	12	3	0	0	3	0	.231	52	12	0	3
vs. LEFT	.252	-	139	35	12	1	2	10	5					
vs. RIGHT	.270	-	437	118	27	4	7	51	25					
NONE ON	.258	-	330	85	25	0	5	5	0					
RUNNERS ON	.276	-	246	68	14	5	4	56	30					
NONE ON/OUT	.206	-	165	34	13	0	3	3	0					
SCOR POS	.230	-	139	32	9	3	0	46	11					
SCPOS/2 OUT	.217	-	69	15	2	1	0	20	6					
BATTING #1	.246	-	175	43	11	0	4	20	5					
BATTING #2	.302	-	126	38	10	1	1	10	10					
BATTING #3	.222	-	18	4	2	0	0	1	1					
BATTING #4	-	-	-	-	-	-	-	-	-					
BATTING #5	-	-	-	-	-	-	-	-	-					
BATTING #6	.167	-	18	3	0	0	1	1	1					
BATTING #7	.256	-	39	10	1	0	0	2	2					
BATTING #8	.280	-	193	54	15	4	3	27	11					
BATTING #9	.143	-	7	1	0	0	0	0	0					
INNING 1-6	.280	145	382	107	29	3	4	40	21					
INNING 7+	.237	142	194	46	10	2	5	21	9					

1997 HIGHS

Most Hits: 5, 6/3 vs. COL.
Most RBIs: 3, 4/12 vs. HOU & 6/11 at SD.
Most Runs: 3, 6/3 vs. COL & 6/28 at CIN.
Most SB: 2, four times.
Longest Hitting Streak: 8 games, 5/4-11 & 9/15-25.

CAREER HIGHS

Most Hits: 5, 6/3/97 vs. COL.
Most RBIs: 5, 5/5/93 at PHI.
Most Runs: 3, three times. Last: 6/28/97 at CIN.
Most SB: 2, 12 times.
Most Walks: 4, 5/23/93 at PHI.
Longest Hitting Streak: 11 games, 4/28-5/11/93.

VINCE COLEMAN — DETAILED HITTING STATISTICS

	1997									M.L. CAREER				
	AVG	G	AB	H	2B	3B	HR	RBI	SB	AVG	AB	H	HR	RBI
BEFORE ASG	.071	6	14	1	0	0	0	0	0	.269	3255	874	16	212
AFTER ASG	-	-	-	-	-	-	-	-	-	.256	2151	551	12	134
NIGHT	.000	2	3	0	0	0	0	0	0	.266	3630	966	14	225
DAY	.091	4	11	1	0	0	0	0	0	.258	1776	459	14	121
GRASS	.083	5	12	1	0	0	0	0	0	.252	2113	532	10	128
TURF	.000	1	2	0	0	0	0	0	0	.271	3293	893	18	218
HOME	.100	3	10	1	0	0	0	0	0	.280	2703	756	21	204
ROAD	.000	3	4	0	0	0	0	0	0	.248	2703	669	7	142
APRIL	.071	6	14	1	0	0	0	0	0	.253	821	208	4	56
MAY	-	-	-	-	-	-	-	-	-	.283	1029	291	5	73
JUNE	-	-	-	-	-	-	-	-	-	.264	1089	288	7	65
JULY	-	-	-	-	-	-	-	-	-	.258	832	215	4	50
AUGUST	-	-	-	-	-	-	-	-	-	.277	900	249	4	57
SEPTEMBER	-	-	-	-	-	-	-	-	-	.237	735	174	4	45
ATL	-	-	-	-	-	-	-	-	-	.280	336	94	2	14
FLA	-	-	-	-	-	-	-	-	-	.188	32	6	0	4
MTL	-	-	-	-	-	-	-	-	-	.229	490	112	1	30
NY	-	-	-	-	-	-	-	-	-	.244	393	96	2	26
PHI	-	-	-	-	-	-	-	-	-	.244	483	118	2	24
N.L. EAST	-	-	-	-	-	-	-	-	-	.246	1734	426	7	98
CHI	-	-	-	-	-	-	-	-	-	.279	516	144	3	40
CIN	-	-	-	-	-	-	-	-	-	.300	303	91	1	28
HOU	-	-	-	-	-	-	-	-	-	.248	331	82	3	19
PIT	-	-	-	-	-	-	-	-	-	.264	469	124	2	29
STL	-	-	-	-	-	-	-	-	-	.341	88	30	3	12
N.L. CENTRAL	-	-	-	-	-	-	-	-	-	.276	1707	471	12	128
COL	-	-	-	-	-	-	-	-	-	.296	27	8	0	1
LA	-	-	-	-	-	-	-	-	-	.225	369	83	0	19
SD	-	-	-	-	-	-	-	-	-	.292	336	98	1	26
SF	-	-	-	-	-	-	-	-	-	.313	326	102	1	12
N.L. WEST	-	-	-	-	-	-	-	-	-	.275	1058	291	2	58
CWS	.125	3	8	1	0	0	0	0	0	.280	75	21	1	7
CLE	-	-	-	-	-	-	-	-	-	.170	47	8	1	2
KC	-	-	-	-	-	-	-	-	-	.000	0	0	0	0
MIL	-	-	-	-	-	-	-	-	-	.170	53	9	0	4
MIN	-	-	-	-	-	-	-	-	-	.269	67	18	1	4
A.L. CENTRAL	.125	3	8	1	0	0	0	0	0	.231	242	56	3	17
vs. LEFT	.000	-	1	0	0	0	0	0	0					
vs. RIGHT	.077	-	13	1	0	0	0	0	0					
NONE ON	.125	-	8	1	0	0	0	0	0					
RUNNERS ON	.000	-	6	0	0	0	0	0	0					
NONE ON/OUT	.000	-	4	0	0	0	0	0	0					
SCOR. POS	.000	-	3	0	0	0	0	0	0					
SCPOS/2 OUT	.000	-	1	0	0	0	0	0	0					
BATTING #1	.000	-	2	0	0	0	0	0	0					
BATTING #2	.167	-	6	1	0	0	0	0	0					
BATTING #3	-	-	-	-	-	-	-	-	-					
BATTING #4	-	-	-	-	-	-	-	-	-					
BATTING #5	-	-	-	-	-	-	-	-	-					
BATTING #6	.000	-	1	0	0	0	0	0	0					
BATTING #7	-	-	-	-	-	-	-	-	-					
BATTING #8	.000	-	3	0	0	0	0	0	0					
BATTING #9	.000	-	2	0	0	0	0	0	0					
INNINGS 1-6	.000	2	6	0	0	0	0	0	0					
INNINGS 7+	.125	6	8	1	0	0	0	0	0					

CAREER HIGHS

Most Hits: 5, twice. Last: 7/29/95 vs. DET.

Most RBIs: 4, twice. Last: 9/22/95 vs. OAK.

Most Runs: 4, twice. Last: 7/24/94 vs. CWS.

Most Stolen Bases: 4, 10 times. Last: 6/23/93 vs. MTL.

Longest Hitting Streak: 17 games, 5/21-6/13/95.

Grand Slam: 9/22/95 vs. OAK.

DELINO DeSHIELDS — DETAILED HITTING STATISTICS

	1997									M.L. CAREER				
	AVG	G	AB	H	2B	3B	HR	RBI	SB	AVG	AB	H	HR	RBI
BEFORE ASG	.290	79	303	88	16	8	5	28	31	.274	2283	626	29	179
AFTER ASG	.301	71	269	81	10	6	6	30	24	.259	1688	437	20	171
NIGHT	.267	101	401	107	14	10	5	31	37	.258	2834	730	33	228
DAY	.363	49	171	62	12	4	6	27	18	.293	1137	333	16	122
GRASS	.304	123	471	143	25	9	9	48	48	.255	2093	533	27	189
TURF	.257	27	101	26	1	5	2	10	7	.282	1878	530	22	161
HOME	.285	73	277	79	10	5	6	28	32	.274	1863	510	21	154
ROAD	.305	77	295	90	16	9	5	30	23	.262	2108	553	28	196
APRIL	.200	20	75	15	2	2	1	6	6	.256	559	143	9	46
MAY	.330	26	100	33	7	3	1	9	9	.260	774	201	9	49
JUNE	.308	27	104	32	7	3	3	13	15	.289	717	207	8	72
JULY	.323	26	96	31	2	1	4	11	7	.287	719	206	10	61
AUGUST	.240	27	104	25	3	3	2	11	7	.272	636	173	9	68
SEPTEMBER	.355	24	93	33	5	2	0	8	11	.235	566	133	4	54
ATL	.243	11	37	9	2	0	1	1	3	.207	280	58	2	20
FLA	.371	10	35	13	3	1	3	8	1	.253	166	42	3	15
MTL	.244	10	41	10	0	1	0	5	2	.253	174	44	1	17
NY	.333	11	48	16	2	2	1	5	4	.274	402	110	3	28
PHI	.194	9	36	7	0	2	1	1	2	.268	388	104	5	32
N.L. EAST	.279	51	197	55	7	6	6	20	12	.254	1410	358	14	112
CHI	.438	12	48	21	4	3	1	6	2	.309	307	95	6	37
CIN	.220	12	41	9	1	1	0	2	12	.242	231	56	0	18
HOU	.333	8	27	9	0	0	1	4	1	.273	245	67	5	29
PIT	.304	11	46	14	1	1	0	0	3	.265	347	92	2	19
STL	-	-	-	-	-	-	-	-	-	.270	289	78	6	31
N.L. CENTRAL	.327	43	162	53	6	5	2	12	18	.273	1419	388	19	134
COL	.348	11	46	16	4	0	1	7	5	.284	169	48	3	21
LA	.250	11	44	11	1	0	1	8	3	.319	238	76	6	30
SD	.385	10	39	15	5	0	1	4	4	.273	348	95	4	26
SF	.237	10	38	9	3	1	0	5	6	.258	341	88	3	25
N.L. WEST	.305	42	187	51	13	1	3	24	18	.280	1096	307	16	102
CWS	.250	3	8	2	0	0	0	1	2	.250	8	2	0	1
CLE	.167	2	6	1	0	0	0	0	1	.167	6	1	0	0
KC	.333	3	9	3	0	1	0	1	0	.333	9	3	0	1
MIL	.143	3	14	2	0	1	0	0	3	.143	14	2	0	0
MIN	.222	3	9	2	0	0	0	0	1	.222	9	2	0	0
A.L. CENTRAL	.217	14	46	10	0	2	0	2	7	.217	46	10	0	2
vs. LEFT	.280	-	118	33	5	3	1	12	11					
vs. RIGHT	.300	-	454	136	21	11	10	46	44					
NONE ON	.287	-	408	117	15	10	6	6	0					
RUNNERS ON	.317	-	164	52	11	4	5	52	55					
NONE ON/OUT	.289	-	235	68	9	6	4	4	0					
SCOR. POS	.321	-	109	35	5	4	4	49	16					
SCPOS/2 OUT	.323	-	62	20	4	2	2	23	7					
BATTING #1	.287	-	474	136	21	11	6	48	48					
BATTING #2	.359	-	78	28	4	2	3	6	6					
BATTING #3	-	-	-	-	-	-	-	-	-					
BATTING #4	-	-	-	-	-	-	-	-	-					
BATTING #5	.333	-	3	1	0	0	0	0	1					
BATTING #6	-	-	-	-	-	-	-	-	-					
BATTING #7	.333	-	6	2	1	0	1	2	0					
BATTING #8	.250	-	8	2	0	1	1	2	0					
BATTING #9	.000	-	3	0	0	0	0	0	0					
INNINGS 1-6	.292	141	404	118	17	12	6	36	39					
INNINGS 7+	.304	141	168	51	9	2	5	22	16					

1997 HIGHS

Most Hits: 4, 6/1 vs. LA.
Most RBIs: 3, three times. Last: 9/27 vs. CHI.
Most Runs: 3, five times. Last: 9/27 vs. CHI.
Most HR: 2, 7/27 vs. FLA.
Most SB: 3, three times. Last: 8/13 vs. NY.
Longest Hitting Streak: 9 games, 4/26-5/4.

CAREER HIGHS

Most Hits: 4, eight times. Last time: 6/1/97 vs. LA.
Most RBI: 4, four times. Last time: 6/21/95 at STL.
Most Runs: 3, 16 times.
Most HR: 2, two times. Last time, 7/27/97 vs. FLA.
Most SB: 3, seven times.
Most Walks: 4, 5/23/93 at PHI.
Longest Hitting Streak: 21 games 8/28-7/21/93.

JOHN FRASCATORE — DETAILED PITCHING STATISTICS

	1997										M.L. CAREER					
	ERA	W-L	SV-OP	G	IP	H	ER	HR	BB	SO	W-L	ERA	SV	G	IP	ER
BEFORE ASG	2.66	3-2	0-2	27	40.2	47	12	1	18	31	4-3	3.77	0	33	62.0	26
AFTER ASG	2.29	2-0	0-2	32	39.1	27	10	4	15	27	2-1	3.00	0	41	54.0	18
NIGHT	2.24	4-1	0-3	42	60.1	51	15	5	24	41	5-3	3.39	0	51	82.1	31
DAY	3.20	1-1	0-1	17	19.2	23	7	0	9	17	1-1	3.47	0	23	33.2	13
GRASS	2.73	4-1	0-3	49	62.2	59	19	5	25	48	5-1	2.72	0	53	76.0	23
TURF	1.56	1-1	0-1	10	17.1	15	3	0	8	10	1-3	4.73	0	21	40.0	21
HOME	2.82	3-0	0-1	31	38.1	37	12	4	10	31	3-2	4.83	0	38	54.0	29
ROAD	2.16	2-2	0-3	28	41.2	37	10	1	23	27	3-2	2.18	0	36	62.0	15
APRIL	1.32	1-1	0-2	9	13.2	10	2	0	6	12	1-1	1.32	0	9	13.2	2
MAY	2.79	1-1	0-0	6	9.2	12	3	1	2	6	2-2	4.94	0	12	31.0	17
JUNE	2.87	1-0	0-0	10	15.2	20	5	0	7	13	1-0	2.87	0	10	15.2	5
JULY	5.11	1-0	0-0	11	12.1	14	7	1	5	8	1-1	5.76	0	14	20.1	13
AUGUST	0.00	1-0	0-0	11	14.1	7	0	0	5	9	1-0	0.00	0	11	14.1	0
SEPTEMBER	3.14	0-0	0-2	12	14.1	11	5	3	6	10	0-0	3.00	0	18	21.0	7
ATL	2.45	0-1	0-0	3	3.2	3	1	0	2	3	0-3	12.10	0	5	9.2	13
FLA	4.50	0-0	0-0	2	2.0	2	1	0	4	1	0-0	4.50	0	2	2.0	1
MTL	0.00	1-0	0-0	4	6.1	2	0	0	0	4	1-0	0.00	0	4	6.1	0
NY	1.00	0-0	0-0	6	9.0	10	1	0	1	3	0-0	1.00	0	6	9.0	1
PHI	1.29	1-0	0-0	4	7.0	6	1	1	1	6	1-0	0.77	0	6	11.2	1
N.L. EAST	1.29	2-1	0-0	19	28.0	23	4	1	8	17	2-3	3.72	0	23	38.2	16
CHI	0.00	0-0	0-0	4	5.1	3	0	0	0	5	0-0	1.04	0	7	8.2	1
CIN	4.91	1-0	0-0	5	7.1	7	4	2	6	3	1-0	4.91	0	5	7.1	4
HOU	5.79	0-1	0-1	5	4.2	6	3	0	5	3	0-1	5.19	0	7	8.2	5
PIT	4.50	0-0	0-0	3	4.0	6	2	0	1	2	0-0	3.85	0	5	7.0	3
STL	-	-	-	-	-	-	-	-	-	-	-	-	-	-	-	-
N.L. CENTRAL	3.80	1-1	0-1	17	21.1	22	9	2	12	13	1-1	3.69	0	24	31.2	13
COL	1.59	0-0	0-1	4	5.2	5	1	1	1	5	0-0	4.15	0	5	8.2	4
LA	4.00	1-0	0-2	5	9.0	9	4	0	4	11	2-0	3.00	0	7	15.0	5
SD	0.00	0-0	0-0	4	5.0	2	0	0	2	2	0-0	0.00	0	4	5.0	0
SF	4.50	1-0	0-0	4	6.0	6	3	1	4	4	1-0	3.75	0	5	12.0	5
N.L. WEST	2.80	2-0	0-3	17	25.2	22	8	2	11	22	3-0	3.10	0	21	40.2	14
CWS	0.00	0-0	0-0	2	1.2	3	0	0	1	3	0-0	0.00	0	2	1.2	0
CLE	0.00	0-0	0-0	2	0.2	1	0	0	0	1	0-0	0.00	0	2	0.2	0
KC	0.00	0-0	0-0	1	1.2	0	0	0	1	2	0-0	0.00	0	1	1.2	0
MIL	9.00	0-0	0-0	1	1.0	3	1	0	0	0	0-0	9.00	0	1	1.0	1
MIN	-	-	-	-	-	-	-	-	-	-	-	-	-	-	-	-
A.L. CENTRAL	1.8	0-0	0-0	6	5.0	7	1	0	2	6	0-0	1.8	0	6	5.0	1
	AVG	AB	H	2B	3B	HR	SB-CS	BB	SO	GDP						
VS. LEFT	.214	117	25	4	0	1	9-0	18	17	4						
VS. RIGHT	.269	182	49	5	1	4	6-1	15	41	3						
NONE ON	.279	147	41	4	0	5	0-0	14	24	0						
RUNNERS ON	.217	152	33	5	1	0	15-1	19	34	7						
NONE ON/OUT	.292	65	19	2	0	3	0-0	8	7	0						
SCOR. POS	.186	97	18	5	1	0	5-1	18	27	3						
SCPOS/2 OUT	.189	53	10	4	0	0	2-0	12	11	0						
1ST IP	.219	183	40	4	0	2	9-0	19	41	6						
INNINGS 1-6	.148	81	12	3	1	1	8-1	13	17	1						
INNINGS 7+	.284	218	62	6	0	4	7-0	20	41	6						

1997 HIGHS

Most Strikeouts: 4, 6/1 vs. LA.

Longest Relief Appearance: 3 IP, 5/2 at NY & 6/7 at LA.

Longest Winning Streak: 3 games, 6/29-8/27.

Longest Scoreless Streak: 15.2 IP, 8/5-9/5.

CAREER HIGHS

Most Strikeouts: 6, 5/13/95 at LA.

Most IP: 6, 5/18/95 at SF.

Longest Relief Appearance: 3.2 IP, 5/5/95 vs HOU.

Longest Winning Streak: 3 games, 6/29-8/27/97.

Longest Scoreless Streak: 15.2 IP, 8/5-9/5/97.

GARY GAETTI — DETAILED HITTING STATISTICS

	1997									M.L. CAREER				
	AVG	G	AB	H	2B	3B	HR	RBI	SB	AVG	AB	H	HR	RBI
BEFORE ASG	.256	76	258	66	18	0	6	32	3	.256	4428	1135	170	646
AFTER ASG	.246	72	244	60	6	1	11	37	4	.255	3794	966	162	578
NIGHT	.237	98	338	80	14	1	12	41	4	.252	5756	1453	223	813
DAY	.280	50	164	46	10	0	5	28	3	.262	2471	648	109	411
GRASS	.268	118	406	109	22	1	14	60	6	.256	4338	1109	189	645
TURF	.177	30	96	17	2	0	3	9	1	.255	3889	992	143	579
HOME	.250	75	256	64	18	0	7	37	5	.267	4082	1090	162	631
ROAD	.252	73	246	62	6	1	10	32	2	.244	4145	1011	170	593
APRIL	.218	23	78	17	3	0	1	7	1	.258	1100	284	43	153
MAY	.267	23	75	20	6	0	4	14	1	.269	1440	387	62	234
JUNE	.305	24	82	25	8	0	1	10	0	.244	1395	340	50	188
JULY	.271	27	96	26	4	0	6	16	4	.272	1439	391	62	245
AUGUST	.202	28	94	19	0	1	2	8	0	.239	1466	351	63	206
SEPTEMBER	.247	23	77	19	3	0	3	14	1	.251	1387	348	52	198
ATL	.125	9	32	4	0	0	0	1	0	.208	72	15	1	5
FLA	.233	9	30	7	0	0	1	2	1	.211	71	15	2	9
MTL	.156	11	32	5	0	0	1	4	0	.195	77	15	4	10
NY	.206	10	34	7	1	0	0	0	0	.222	81	18	4	10
PHI	.273	11	33	9	2	0	2	10	0	.266	64	17	3	12
N.L. EAST	.199	50	161	32	3	0	4	17	1	.219	365	80	14	46
CHI	.429	11	42	18	4	0	5	15	1	.360	75	27	7	25
CIN	.268	11	41	11	2	0	1	4	0	.289	83	24	2	7
HOU	.154	12	39	6	2	0	1	4	1	.204	93	19	2	7
PIT	.150	12	40	6	3	0	0	1	2	.238	80	19	2	11
STL	-	-	-	-	-	-	-	-	-	-	-	-	-	-
N.L. CENTRAL	.253	46	162	41	11	0	7	24	4	.269	331	89	13	50
COL	.378	10	37	14	2	0	1	6	0	.346	78	27	2	12
LA	.162	10	37	6	2	0	2	6	0	.247	73	18	3	11
SD	.238	8	21	5	1	0	0	1	2	.278	54	15	5	13
SF	.324	10	34	11	2	0	2	9	0	.315	73	23	2	11
N.L. WEST	.279	38	129	36	7	0	5	22	2	.299	278	83	12	47
CWS	.500	2	8	4	1	0	1	1	0	.233	605	141	21	76
CLE	.444	3	9	4	2	0	0	2	0	.262	557	146	19	100
KC	.273	3	11	3	0	1	0	1	0	.228	469	107	13	46
MIL	.364	3	11	4	0	0	0	1	0	.269	540	145	28	91
MIN	.182	3	11	2	0	0	0	1	0	.259	212	55	12	33
A.L. CENTRAL	.340	14	50	17	3	1	1	6	0	.249	2383	594	93	346
vs. LEFT	.277	-	112	31	6	0	5	18	3					
vs. RIGHT	.244	-	390	95	18	1	12	51	4					
NONE ON	.273	-	271	74	12	1	12	12	0					
RUNNERS ON	.225	-	231	52	12	0	5	57	7					
NONE ON/OUT	.258	-	132	34	7	1	6	6	0					
SCOR. POS	.247	-	146	36	10	0	3	53	2					
SCPOS/2 OUT	.189	-	74	14	4	0	2	19	1					
BATTING #1	-	-	-	-	-	-	-	-	-					
BATTING #2	.000	-	0	0	0	0	0	0	0					
BATTING #3	.250	-	4	1	0	0	0	0	0					
BATTING #4	.235	-	81	19	3	0	0	9	2					
BATTING #5	.235	-	226	53	12	0	7	36	4					
BATTING #6	.279	-	179	50	7	1	9	20	1					
BATTING #7	.000	-	2	0	0	0	0	0	0					
BATTING #8	.750	-	4	3	2	0	1	4	0					
BATTING #9	.000	-	6	0	0	0	0	0	0					
INNINGS 1-6	.240	135	342	82	17	1	9	40	5					
INNINGS 7+	.275	133	160	44	7	0	8	29	2					

1997 HIGHS

Most Hits: 4, 7/10 at CHI.
Most RBIs: 3, eight times. Last: 9/17 at CHI.
Most Runs: 3, 8/19 at MTL & 9/17 at CHI.
Most HR: 2, 7/10 at CHI.
Longest Hitting Streak: 6 games, 6/10-17.

CAREER HIGHS

Most Hits: 4, 20 times. Last time, 7/10/97 at CHI.
Most RBIs: 6, five times. Last time, 5/25/95 vs. TEX.
Most Runs: 3, 20 times. Last time, 9/17/97 at CHI.
Most HR: 2, 22 times. Last time, 7/10/97 at CHI.
Most SB: 2, six times. Last time, 5/1/90 at DET.
Most Walks: 3, 6/5/84 vs. TEX.
Longest Hitting Streak: 18 games, 5/6-5/27/63.
Last Grand Slam: 6/14/96 vs. NY.

RON GANT — DETAILED HITTING STATISTICS

	1997									M.L. CAREER				
	AVG	G	AB	H	2B	3B	HR	RBI	SB	AVG	AB	H	HR	RBI
BEFORE ASG	.229	77	288	66	12	4	12	40	9	.255	2336	595	121	376
AFTER ASG	.229	62	214	49	9	0	5	22	5	.262	2187	572	102	336
NIGHT	.220	94	341	75	15	2	13	43	7	.268	3333	894	172	540
DAY	.248	45	161	40	6	2	4	19	7	.229	1190	273	51	172
GRASS	.230	114	404	93	14	4	16	50	13	.258	3209	827	162	508
TURF	.224	25	98	22	7	0	1	12	1	.259	1314	340	61	204
HOME	.234	69	244	57	9	3	11	34	7	.263	2198	577	116	360
ROAD	.225	70	258	58	12	1	6	28	7	.254	2325	590	107	352
APRIL	.230	24	87	20	5	1	3	14	5	.207	547	113	21	77
MAY	.198	23	86	17	2	1	6	14	2	.265	771	204	46	149
JUNE	.258	25	97	25	2	2	3	12	2	.274	773	212	42	115
JULY	.226	24	84	19	5	0	2	10	1	.260	781	203	40	116
AUGUST	.234	26	94	22	6	0	0	7	3	.254	779	198	36	123
SEPTEMBER	.222	17	54	12	1	0	3	5	1	.272	872	237	38	132
ATL	.167	9	36	6	1	0	3	4	1	.246	130	32	10	22
FLA	.138	9	29	4	1	0	0	1	0	.205	122	25	7	18
MTL	.229	10	35	8	4	1	0	2	1	.243	342	83	12	43
NY	.256	10	39	10	0	1	0	2	0	.272	349	95	14	66
PHI	.206	10	34	7	1	0	1	6	1	.270	330	89	17	53
N.L. EAST	.202	48	173	35	7	2	4	15	3	.255	1273	324	60	202
CHI	.231	7	26	6	0	1	0	4	1	.237	308	73	11	41
CIN	.261	11	46	12	3	0	2	6	1	.240	416	100	28	65
HOU	.227	12	44	10	2	0	1	8	2	.265	483	128	24	81
PIT	.200	8	35	7	2	0	1	1	0	.225	315	71	16	45
STL	-	-	-	-	-	-	-	-	-	.291	282	82	13	42
N.L. CENTRAL	.232	38	151	35	7	1	4	19	4	.252	1804	454	92	274
COL	.359	11	39	14	2	1	2	11	4	.363	157	57	9	41
LA	.226	10	31	7	0	0	1	1	1	.228	399	91	13	45
SD	.208	9	24	5	0	0	1	1	0	.277	401	111	20	59
SF	.295	11	44	13	2	0	3	10	2	.276	449	124	27	86
N.L. WEST	.283	41	138	39	4	1	7	23	7	.272	1406	383	69	231
CWS	.200	3	10	2	0	0	2	2	0	.200	10	2	2	2
CLE	.000	1	4	0	0	0	0	0	0	.000	4	0	0	0
KC	.300	3	10	3	2	0	0	3	0	.300	10	3	0	3
MIL	.000	2	8	0	0	0	0	0	0	.000	8	0	0	0
MIN	.125	3	8	1	1	0	0	0	0	.125	8	1	0	0
A.L. CENTRAL	.150	12	40	6	3	0	2	5	0	.150	40	6	2	5
vs. LEFT	.197	-	122	24	4	2	5	15	2					
vs. RIGHT	.239	-	380	91	17	2	12	47	12					
NONE ON	.184	-	288	53	11	2	8	8	0					
RUNNERS ON	.290	-	214	62	10	2	9	54	14					
NONE ON/OUT	.145	-	117	17	2	1	1	1	0					
SCOR. POS	.269	-	130	35	6	2	5	45	4					
SCPOS/2 OUT	.206	-	63	13	2	0	2	15	2					
BATTING #1	1.000	-	1	1	0	0	0	0	0					
BATTING #2	.251	-	207	52	10	3	6	26	8					
BATTING #3	.205	-	73	15	1	0	4	8	1					
BATTING #4	.185	-	65	12	1	1	3	11	3					
BATTING #5	.259	-	112	29	6	0	4	11	2					
BATTING #6	.147	-	34	5	2	0	0	2	0					
BATTING #7	.167	-	6	1	1	0	0	3	0					
BATTING #8	.000	-	1	0	0	0	0	1	0					
BATTING #9	.000	-	3	0	0	0	0	0	0					
INNINGS 1-6	.213	127	334	71	12	3	12	36	12					
INNINGS 7+	.262	131	168	44	9	1	5	25	2					

1997 HIGHS

Most Hits: 4, 5/24 at SF & 8/19 at MTL.
Most RBIs: 4, 6/3 vs. COL.
Most Runs: 2, 13 times. Last: 9/2 vs. CWS.
Most Stolen Bases: 2, 4/13 vs. HOU.
Most HR: 2, 9/2 vs. CWS.
Longest Hitting Streak: 6 games, 7/18-23.

CAREER HIGHS

Most Hits: 4, 11 times. Last: 8/19/97 at MTL.
Most RBI: 6, twice. Last: 9/11/93 at SD.
Most Runs: 4, four times. Last: 7/21/93 vs. STL.
Most Stolen Bases: 3, twice. Last: 6/7/92 at SD.
Most HR: 2, seven times. Last: 9/2/97 vs. CWS.
Most Walks: 4, three times. Last: 9/19/96 vs. CHI.
Longest Hitting Streak: 13 games, 9/19-10/3/90.

SCARBOROUGH GREEN — DETAILED HITTING STATISTICS

	1997									M.L. CAREER				
	AVG	G	AB	H	2B	3B	HR	RBI	SB	AVG	AB	H	HR	RBI
BEFORE ASG	-	-	-	-	-	-	-	-	-	-	-	-	-	-
AFTER ASG	.097	20	31	3	0	0	0	1	0	.097	31	3	0	1
NIGHT	.067	10	15	1	0	0	0	1	0	.067	15	1	0	1
DAY	.125	10	16	2	0	0	0	0	0	.125	16	2	0	0
GRASS	.095	16	21	2	0	0	0	1	0	.095	21	2	0	1
TURF	.100	4	10	1	0	0	0	0	0	.100	10	1	0	0
HOME	.091	11	11	1	0	0	0	1	0	.091	11	1	0	1
ROAD	.100	9	20	2	0	0	0	0	0	.100	20	2	0	0
APRIL	-	-	-	-	-	-	-	-	-	-	-	-	-	-
MAY	-	-	-	-	-	-	-	-	-	-	-	-	-	-
JUNE	-	-	-	-	-	-	-	-	-	-	-	-	-	-
JULY	-	-	-	-	-	-	-	-	-	-	-	-	-	-
AUGUST	.200	6	15	3	0	0	0	1	0	.200	15	3	0	1
SEPTEMBER	.000	14	16	0	0	0	0	0	0	.000	16	0	0	0
ATL	.000	1	4	0	0	0	0	0	0	.000	4	0	0	0
FLA	-	-	-	-	-	-	-	-	-	-	-	-	-	-
MTL	-	-	-	-	-	-	-	-	-	-	-	-	-	-
NY	.000	1	0	0	0	0	0	0	0	.000	0	0	0	0
PHI	.286	3	7	2	0	0	0	1	0	.286	7	2	0	1
N.L. EAST	.182	5	11	2	0	0	0	1	0	.182	11	2	0	1
CHI	.000	3	0	0	0	0	0	0	0	.000	0	0	0	0
CIN	.000	1	2	0	0	0	0	0	0	.000	2	0	0	0
HOU	-	-	-	-	-	-	-	-	-	-	-	-	-	-
PIT	.000	2	4	0	0	0	0	0	0	.000	4	0	0	0
STL	-	-	-	-	-	-	-	-	-	-	-	-	-	-
N.L. CENTRAL	.000	6	6	0	0	0	0	0	0	.000	6	0	0	0
COL	.000	1	2	0	0	0	0	0	0	.000	2	0	0	0
LA	.000	2	3	0	0	0	0	0	0	.000	3	0	0	0
SD	.000	3	4	0	0	0	0	0	0	.000	4	0	0	0
SF	-	-	-	-	-	-	-	-	-	-	-	-	-	-
N.L. WEST	.000	6	9	0	0	0	0	0	0	.000	9	0	0	0
CWS	.000	2	1	0	0	0	0	0	0	.000	1	0	0	0
CLE	-	-	-	-	-	-	-	-	-	-	-	-	-	-
KC	.250	1	4	1	0	0	0	0	0	.250	4	1	0	0
MIL	-	-	-	-	-	-	-	-	-	-	-	-	-	-
MIN	-	-	-	-	-	-	-	-	-	-	-	-	-	-
A.L. CENTRAL	.200	3	5	1	0	0	0	0	0	.200	5	1	0	0
vs. LEFT	.143	-	7	1	0	0	0	0	0					
vs. RIGHT	.083	-	24	2	0	0	0	1	0					
NONE ON	.059	-	17	1	0	0	0	0	0					
RUNNERS ON	.143	-	14	2	0	0	0	1	0					
NONE ON/OUT	.000	-	7	0	0	0	0	0	0					
SCOR. POS	.143	-	7	1	0	0	0	1	0					
SCPOS/2 OUT	.000	-	3	0	0	0	0	0	0					
BATTING #1	-	-	-	-	-	-	-	-	-					
BATTING #2	.000	-	4	0	0	0	0	0	0					
BATTING #3	.000	-	1	0	0	0	0	0	0					
BATTING #4	.000	-	3	0	0	0	0	0	0					
BATTING #5	.000	-	5	0	0	0	0	0	0					
BATTING #6	.000	-	3	0	0	0	0	0	0					
BATTING #7	-	-	-	-	-	-	-	-	-					
BATTING #8	.111	-	9	1	0	0	0	0	0					
BATTING #9	.333	-	6	2	0	0	0	1	0					
INNINGS 1-6	.067	7	15	1	0	0	0	0	0					
INNINGS 7+	.125	14	16	2	0	0	0	1	0					

DAVID HOWARD — DETAILED HITTING STATISTICS

	1997										M.L. CAREER				
	AVG	G	AB	H	2B	3B	HR	RBI	SB	AVG	AB	H	HR	RBI	
BEFORE ASG	.279	54	104	29	6	1	1	12	1	.222	608	135	4	59	
AFTER ASG	.172	26	58	10	2	0	0	1	1	.234	791	185	4	71	
NIGHT	.219	49	105	23	4	0	1	8	1	.230	1014	233	7	104	
DAY	.281	31	57	16	4	1	0	5	1	.226	385	87	1	26	
GRASS	.231	63	121	28	3	1	0	8	1	.233	907	211	4	76	
TURF	.268	17	41	11	5	0	1	5	1	.222	492	109	4	54	
HOME	.196	41	92	18	1	0	0	6	1	.242	741	179	4	75	
ROAD	.300	39	70	21	7	1	1	7	1	.214	658	141	4	55	
APRIL	.327	19	49	16	3	1	1	8	1	.234	175	41	3	22	
MAY	.133	16	15	2	0	0	0	0	0	.188	170	32	0	13	
JUNE	.185	15	27	5	2	0	0	2	0	.226	168	38	0	13	
JULY	.235	22	68	16	3	0	0	3	1	.244	352	86	3	31	
AUGUST	.000	6	1	0	0	0	0	0	0	.272	312	85	2	41	
SEPTEMBER	.000	2	2	0	0	0	0	0	0	.171	222	38	0	10	
ATL	-	-	-	-	-	-	-	-	-	-	-	-	-	-	
FLA	-	-	-	-	-	-	-	-	-	-	-	-	-	-	
MTL	-	-	-	-	-	-	-	-	-	-	-	-	-	-	
NY	-	-	-	-	-	-	-	-	-	-	-	-	-	-	
PHI	-	-	-	-	-	-	-	-	-	-	-	-	-	-	
N.L. EAST	-	-	-	-	-	-	-	-	-	-	-	-	-	-	
CHI	.625	3	8	5	1	0	0	0	0	.625	8	5	0	0	
CIN	.000	2	2	0	0	0	0	0	0	.000	2	0	0	0	
HOU	.000	3	11	0	0	0	0	0	0	.000	11	0	0	0	
PIT	.571	2	7	4	2	0	0	1	0	.571	7	4	0	1	
STL	-	-	-	-	-	-	-	-	-	-	-	-	-	-	
N.L. CENTRAL	.321	10	28	9	3	0	0	1	0	.321	28	9	0	1	
COL	-	-	-	-	-	-	-	-	-	-	-	-	-	-	
LA	-	-	-	-	-	-	-	-	-	-	-	-	-	-	
SD	-	-	-	-	-	-	-	-	-	-	-	-	-	-	
SF	-	-	-	-	-	-	-	-	-	-	-	-	-	-	
N.L. WEST	-	-	-	-	-	-	-	-	-	-	-	-	-	-	
CWS	.067	5	15	1	0	0	0	0	0	.234	128	30	0	9	
CLE	.167	5	6	1	0	0	0	2	0	.175	97	17	1	6	
KC	-	-	-	-	-	-	-	-	-	-	-	-	-	-	
MIL	.308	5	13	4	0	0	0	1	0	.218	110	24	0	6	
MIN	.389	7	18	7	2	0	0	4	1	.250	92	23	0	11	
A.L. CENTRAL	.250	22	52	13	2	0	0	7	1	.220	427	94	1	32	
vs. LEFT	.235	-	51	12	2	1	0	3	0						
vs. RIGHT	.243	-	111	27	6	0	1	10	2						
NONE ON	.255	-	94	24	4	1	0	0	0						
RUNNERS ON	.221	-	68	15	4	0	1	13	2						
NONE ON/OUT	.295	-	44	13	2	1	0	0	0						
SCOR. POS	.237	-	38	9	1	0	1	13	0						
SCPOS/2 OUT	.250	-	24	6	0	0	1	8	0						
BATTING #1	.364	-	11	4	1	1	0	0	0						
BATTING #2	.250	-	8	2	0	0	0	0	0						
BATTING #3	.333	-	6	2	0	0	0	0	0						
BATTING #4	1.000	-	1	1	0	0	0	0	0						
BATTING #5	.000	-	1	0	0	0	0	0	0						
BATTING #6	.000	-	2	0	0	0	0	0	0						
BATTING #7	.300	-	10	3	2	0	0	1	0						
BATTING #8	.292	-	48	14	3	0	1	8	1						
BATTING #9	.173	-	75	13	2	0	0	4	1						
INNINGS 1-6	.233	42	90	21	5	0	1	10	1						
INNINGS 7+	.250	61	72	18	3	1	0	3	1						

CAREER HIGHS

Most Hits: 3, several times. Last: 7/1/97 at CHI.

Most RBIs: 4, twice. Last: 8/10/96 at CAL.

Longest Hitting Streak: 9 games, 1995.

BRIAN HUNTER — DETAILED HITTING STATISTICS

	1997										M.L. CAREER				
	AVG	G	AB	H	2B	3B	HR	RBI	SB	AVG	AB	H	HR	RBI	
BEFORE ASG	-	-	-	-	-	-	-	-	-	.249	614	153	27	114	
AFTER ASG	-	-	-	-	-	-	-	-	-	.222	508	113	22	79	
NIGHT	-	-	-	-	-	-	-	-	-	.235	803	189	32	142	
DAY	-	-	-	-	-	-	-	-	-	.241	319	77	17	51	
GRASS	-	-	-	-	-	-	-	-	-	.231	629	145	34	109	
TURF	-	-	-	-	-	-	-	-	-	.245	493	121	15	84	
HOME	-	-	-	-	-	-	-	-	-	.264	542	143	22	108	
ROAD	-	-	-	-	-	-	-	-	-	.212	580	123	27	85	
APRIL	-	-	-	-	-	-	-	-	-	.149	101	15	6	16	
MAY	-	-	-	-	-	-	-	-	-	.282	174	49	10	28	
JUNE	-	-	-	-	-	-	-	-	-	.286	248	71	18	54	
JULY	-	-	-	-	-	-	-	-	-	.195	257	50	10	38	
AUGUST	-	-	-	-	-	-	-	-	-	.239	209	50	11	33	
SEPTEMBER	-	-	-	-	-	-	-	-	-	.233	133	31	9	24	
ATL	-	-	-	-	-	-	-	-	-	.119	42	5	0	6	
FLA	-	-	-	-	-	-	-	-	-	.292	24	7	2	7	
MTL	-	-	-	-	-	-	-	-	-	.247	77	19	2	8	
NY	-	-	-	-	-	-	-	-	-	.270	63	17	6	18	
PHI	-	-	-	-	-	-	-	-	-	.266	79	21	4	15	
N.L. EAST	-	-	-	-	-	-	-	-	-	.242	285	69	14	54	
CHI	-	-	-	-	-	-	-	-	-	.225	80	18	4	18	
CIN	-	-	-	-	-	-	-	-	-	.241	108	26	7	23	
HOU	-	-	-	-	-	-	-	-	-	.149	47	7	1	4	
PIT	-	-	-	-	-	-	-	-	-	.290	69	20	3	18	
STL	-	-	-	-	-	-	-	-	-	.263	76	20	4	14	
N.L. CENTRAL	-	-	-	-	-	-	-	-	-	.239	380	91	19	77	
COL	-	-	-	-	-	-	-	-	-	.133	15	2	0	1	
LA	-	-	-	-	-	-	-	-	-	.234	47	11	1	5	
SD	-	-	-	-	-	-	-	-	-	.228	92	21	4	15	
SF	-	-	-	-	-	-	-	-	-	.181	105	19	4	13	
N.L. WEST	-	-	-	-	-	-	-	-	-	.205	259	53	9	34	
CWS	-	-	-	-	-	-	-	-	-	.500	18	9	2	4	
CLE	-	-	-	-	-	-	-	-	-	.400	5	2	0	1	
KC	-	-	-	-	-	-	-	-	-	.286	14	4	0	4	
MIL	-	-	-	-	-	-	-	-	-	.235	17	4	1	1	
MIN	-	-	-	-	-	-	-	-	-	.222	18	4	0	1	
A.L. CENTRAL	-	-	-	-	-	-	-	-	-	.319	72	23	3	11	
vs. LEFT	-	-	-	-	-	-	-	-	-						
vs. RIGHT	-	-	-	-	-	-	-	-	-						
NONE ON	-	-	-	-	-	-	-	-	-						
RUNNERS ON	-	-	-	-	-	-	-	-	-						
NONE ON/OUT	-	-	-	-	-	-	-	-	-						
SCOR. POS	-	-	-	-	-	-	-	-	-						
SCPOS/2 OUT	-	-	-	-	-	-	-	-	-						
BATTING #1	-	-	-	-	-	-	-	-	-						
BATTING #2	-	-	-	-	-	-	-	-	-						
BATTING #3	-	-	-	-	-	-	-	-	-						
BATTING #4	-	-	-	-	-	-	-	-	-						
BATTING #5	-	-	-	-	-	-	-	-	-						
BATTING #6	-	-	-	-	-	-	-	-	-						
BATTING #7	-	-	-	-	-	-	-	-	-						
BATTING #8	-	-	-	-	-	-	-	-	-						
BATTING #9	-	-	-	-	-	-	-	-	-						
INNINGS 1-6	-	-	-	-	-	-	-	-	-						
INNINGS 7+	-	-	-	-	-	-	-	-	-						

CAREER HIGHS

Most Hits: 4, three times. Last: 7/2/96 vs. OAK.

Most RBIs: 4, six times. Last: 8/3/94 at SF.

Longest Hitting Streak: 6 games, 4/12-19/94.

Last Grand Slam: 7/10/94 at CIN.

BRIAN JORDAN — DETAILED HITTING STATISTICS

	1997										M.L. CAREER				
	AVG	G	AB	H	2B	3B	HR	RBI	SB	AVG	AB	H	HR	RBI	
BEFORE ASG	.254	37	114	29	4	0	0	9	5	.269	1102	296	32	157	
AFTER ASG	.161	10	31	5	1	0	0	1	1	.308	640	197	27	119	
NIGHT	.214	33	103	22	3	0	0	6	4	.276	1218	336	41	189	
DAY	.286	14	42	12	2	0	0	4	2	.300	524	157	18	87	
GRASS	.217	38	115	25	4	0	0	9	5	.281	847	238	23	122	
TURF	.300	9	30	9	1	0	0	1	1	.285	895	255	36	154	
HOME	.250	23	72	18	2	0	0	8	3	.303	919	278	28	157	
ROAD	.219	24	73	16	3	0	0	2	3	.261	823	215	31	119	
APRIL	.297	22	74	22	3	0	0	6	4	.244	320	78	6	33	
MAY	.000	4	5	0	0	0	0	0	0	.249	281	70	10	44	
JUNE	.200	11	35	7	1	0	0	3	1	.286	353	101	9	51	
JULY	-	-	-	-	-	-	-	-	-	.306	320	98	16	69	
AUGUST	.161	10	31	5	1	0	0	1	1	.310	310	96	9	47	
SEPTEMBER	-	-	-	-	-	-	-	-	-	.316	158	50	9	32	
ATL	.182	4	11	2	0	0	0	0	0	.255	145	37	5	23	
FLA	.211	7	19	4	0	0	0	3	0	.291	117	34	1	16	
MTL	.200	6	20	4	1	0	0	1	0	.244	135	33	2	11	
NY	.091	4	11	1	0	0	0	0	1	.313	131	41	4	23	
PHI	.000	1	3	0	0	0	0	0	0	.316	98	31	3	20	
N.L. EAST	.172	22	64	11	1	0	0	4	1	.281	626	176	15	93	
CHI	.000	2	4	0	0	0	0	0	0	.309	136	42	6	26	
CIN	.400	4	10	4	0	0	0	3	1	.302	126	38	5	28	
HOU	.375	4	16	6	0	0	0	1	1	.281	160	45	4	24	
PIT	-	-	-	-	-	-	-	-	-	.310	129	40	8	32	
STL	-	-	-	-	-	-	-	-	-	-	-	-	-	-	
N.L. CENTRAL	.333	10	30	10	0	0	0	4	2	.299	551	165	23	110	
COL	.333	3	12	4	0	0	0	1	1	.295	146	43	5	22	
LA	.400	2	5	2	0	0	0	0	1	.291	117	34	6	18	
SD	.333	3	6	2	2	0	0	0	1	.282	131	37	5	18	
SF	.286	2	7	2	1	0	0	1	0	.233	150	35	5	15	
N.L. WEST	.333	10	30	10	3	0	0	2	3	.274	544	149	21	73	
CWS	-	-	-	-	-	-	-	-	-	-	-	-	-	-	
CLE	.250	2	8	2	1	0	0	0	0	.250	8	2	0	0	
KC	-	-	-	-	-	-	-	-	-	-	-	-	-	-	
MIL	.077	3	13	1	0	0	0	0	0	.077	13	1	0	0	
MIN	-	-	-	-	-	-	-	-	-	-	-	-	-	-	
A.L. CENTRAL	.143	5	21	3	1	0	0	0	0	.143	21	3	0	0	
vs. LEFT	.286	-	35	10	3	0	0	3	1						
vs. RIGHT	.218	-	110	24	2	0	0	7	5						
NONE ON	.232	-	82	19	3	0	0	0	0						
RUNNERS ON	.238	-	63	15	2	0	0	10	6						
NONE ON/OUT	.270	-	37	10	2	0	0	0	0						
SCOR. POS	.244	-	41	10	1	0	0	9	2						
SCPOS/2 OUT	.188	-	16	3	0	0	0	3	2						
BATTING #1	-	-	-	-	-	-	-	-	-						
BATTING #2	.159	-	44	7	1	0	0	0	1						
BATTING #3	-	-	-	-	-	-	-	-	-						
BATTING #4	.280	-	93	26	3	0	0	9	5						
BATTING #5	.000	-	0	0	0	0	0	0	0						
BATTING #6	-	-	-	-	-	-	-	-	-						
BATTING #7	.000	-	1	0	0	0	0	0	0						
BATTING #8	.000	-	1	0	0	0	0	0	0						
BATTING #9	.167	-	6	1	1	0	0	1	0						
INNINGS 1-6	.250	39	100	25	4	0	0	7	5						
INNINGS 7+	.200	42	45	9	1	0	0	3	1						

1997 HIGHS

Most Hits: 2, 10 times. Last: 6/22 vs. CIN.
Most RBIs: 2, 4/30 vs. FLA & 6/22 vs. CIN.
Most Runs: 2, 6/14 vs. CLE.

CAREER HIGHS

Most Hits: 4, four times. Last time, 7/14/96 at CHI.
Most RBI: 6, twice. Last time, 7/13/96 at CHI.
Most Runs: 4, 7/12/96 at CHI.
Most SB: 3, 6/25/96 at ATL.
Most HR: 2, five times. Last time, 7/13/96 at CHI.
Most Walks: 3, 5/22/94 at FLA.
Longest Hitting Streak: 13 games, 8/9-8/22/95.
Last Grand Slam: 7/13/96 at CHI.

CURTIS KING — DETAILED PITCHING STATISTICS

	1997											M.L. CAREER					
	ERA	W-L	SV-OP	G	IP	H	ER	HR	BB	SO		W-L	ERA	SV	G	IP	ER
BEFORE ASG	-	-	-	-	-	-	-	-	-	-	-	-	-	-	-	-	-
AFTER ASG	2.76	4-2	0-3	30	29.1	38	9	0	11	13		4-2	2.76	0	30	29.1	9
NIGHT	2.77	4-2	0-3	25	26.0	33	8	0	9	12		4-2	2.77	0	25	26.0	8
DAY	2.70	0-0	0-0	5	3.1	5	1	0	2	1		0-0	2.70	0	5	3.1	1
GRASS	2.45	2-2	0-2	27	25.2	32	7	0	9	11		2-2	2.45	0	27	25.2	7
TURF	4.91	2-0	0-1	3	3.2	6	2	0	2	2		2-0	4.91	0	3	3.2	2
HOME	2.20	2-1	0-2	16	16.1	17	4	0	6	7		2-1	2.20	0	16	16.1	4
ROAD	3.46	2-1	0-1	14	13.0	21	5	0	5	6		2-1	3.46	0	14	13.0	5
APRIL	-	-	-	-	-	-	-	-	-	-		-	-	-	-	-	-
MAY	-	-	-	-	-	-	-	-	-	-		-	-	-	-	-	-
JUNE	-	-	-	-	-	-	-	-	-	-		-	-	-	-	-	-
JULY	-	-	-	-	-	-	-	-	-	-		-	-	-	-	-	-
AUGUST	2.60	3-0	0-1	16	17.1	19	5	0	6	8		3-0	2.60	0	16	17.1	5
SEPTEMBER	3.00	1-2	0-2	14	12.0	19	4	0	5	5		1-2	3.00	0	14	12.0	4
ATL	0.00	2-0	0-0	3	2.0	3	0	0	1	2		2-0	0.00	0	3	2.0	0
FLA	0.00	0-0	0-0	2	1.2	2	0	0	0	2		0-0	0.00	0	2	1.2	0
MTL	9.82	1-0	0-1	3	3.2	6	4	0	2	1		1-0	9.82	0	3	3.2	4
NY	0.00	0-0	0-0	3	3.0	2	0	0	0	2		0-0	0.00	0	3	3.0	0
PHI	0.00	0-0	0-0	3	4.0	2	0	0	2	0		0-0	0.00	0	3	4.0	0
N.L. EAST	2.51	3-0	0-1	14	14.1	15	4	0	5	7		3-0	2.51	0	14	14.1	4
CHI	-	-	-	-	-	-	-	-	-	-		-	-	-	-	-	-
CIN	2.70	0-1	0-2	3	3.1	5	1	0	1	1		0-1	2.70	0	3	3.1	1
HOU	-	-	-	-	-	-	-	-	-	-		-	-	-	-	-	-
PIT	0.00	1-0	0-0	1	1.0	1	0	0	1	1		1-0	0.00	0	1	1.0	0
STL	-	-	-	-	-	-	-	-	-	-		-	-	-	-	-	-
N.L. CENTRAL	2.08	1-1	0-2	4	4.1	6	1	0	2	2		1-1	2.08	0	4	4.1	1
COL	10.80	0-1	0-0	3	1.2	6	2	0	2	0		0-1	10.80	0	3	1.2	2
LA	0.00	0-0	0-0	1	2.0	0	0	0	0	3		0-0	0.00	0	1	2.0	0
SD	9.00	0-0	0-0	2	1.0	5	1	0	0	0		0-0	9.00	0	2	1.0	1
SF	0.00	0-0	0-0	2	1.2	0	0	0	0	0		0-0	0.00	0	2	1.2	0
N.L. WEST	4.27	0-1	0-0	8	6.1	11	3	0	2	3		0-1	4.27	0	8	6.1	3
CWS	0.00	0-0	0-0	2	1.1	2	0	0	1	0		0-0	0.00	0	2	1.1	0
CLE	-	-	-	-	-	-	-	-	-	-		-	-	-	-	-	-
KC	3.00	0-0	0-0	2	3.0	4	1	0	1	1		0-0	3.00	0	2	3.0	1
MIL	-	-	-	-	-	-	-	-	-	-		-	-	-	-	-	-
MIN	-	-	-	-	-	-	-	-	-	-		-	-	-	-	-	-
A.L. CENTRAL	2.08	0-0	0-0	4	4.1	6	1	0	2	1		0-0	2.08	0	4	4.1	1
	AVG	AB	H	2B	3B	HR	SB-CS	BB	SO	GDP							
VS. LEFT	.231	39	9	1	0	0	2-0	5	5	2							
VS. RIGHT	.372	78	29	3	0	0	0-0	6	8	1							
NONE ON	.296	54	16	3	0	0	0-0	4	8	0							
RUNNERS ON	.349	63	22	1	0	0	2-0	7	5	3							
NONE ON/OUT	.261	23	6	1	0	0	0-0	2	4	0							
SCOR. POS	.350	40	14	0	0	0	1-0	4	3	1							
SCPOS/2 OUT	.250	24	6	0	0	0	0-0	3	1	0							
1ST IP	.340	97	33	3	0	0	2-0	9	11	2							
INNINGS 1-6	.000	0	0	0	0	0	0-0	0	0	0							
INNINGS 7+	.325	117	38	4	0	0	2-0	11	13	3							

1997 HIGHS

Most Strikeouts: 3, 9/16 vs. LA.
Most IP: 2, four times.
Longest Winning Streak: 3 games, 8/15-20.
Longest Scoreless Streak: 9.1 IP, 8/1-17.

CAREER HIGHS

Most Strikeouts: 3, 9/16/97 vs. LA.
Most IP: 2, four times.
Longest Winning Streak: 3 games, 8/15-20/97.
Longest Scoreless Streak: 9.1 IP, 8/1-17/97.

WAYNE KIRBY — DETAILED HITTING STATISTICS

	1997										M.L. CAREER				
	AVG	G	AB	H	2B	3B	HR	RBI	SB	AVG	AB	H	HR	RBI	
BEFORE ASG	.162	31	37	6	1	0	0	2	0	.258	484	125	7	57	
AFTER ASG	.179	15	28	5	1	0	0	2	0	.250	683	171	7	62	
NIGHT	.149	36	47	7	1	0	0	4	0	.243	786	191	9	78	
DAY	.222	10	18	4	1	0	0	0	0	.276	381	105	5	41	
GRASS	.114	34	44	5	0	0	0	2	0	.251	957	240	10	97	
TURF	.286	12	21	6	2	0	0	2	0	.267	210	56	4	22	
HOME	.094	24	32	3	0	0	0	1	0	.253	546	138	7	55	
ROAD	.242	22	33	8	2	0	0	3	0	.254	621	158	7	64	
APRIL	.133	15	15	2	1	0	0	1	0	.298	57	17	0	9	
MAY	.182	16	22	4	0	0	0	1	0	.256	180	46	2	21	
JUNE	-	-	-	-	-	-	-	-	-	.246	171	42	4	19	
JULY	-	-	-	-	-	-	-	-	-	.245	265	65	5	23	
AUGUST	.250	8	20	5	1	0	0	1	0	.272	235	64	2	28	
SEPTEMBER	.000	7	8	0	0	0	0	1	0	.239	259	62	1	19	
ATL	.000	2	2	0	0	0	0	0	0	.308	13	4	0	2	
FLA	.111	6	9	1	0	0	0	0	0	.259	27	7	0	3	
MTL	.111	8	9	1	0	0	0	0	0	.192	26	5	0	1	
NY	.000	3	2	0	0	0	0	0	0	.207	29	6	0	2	
PHI	.167	3	6	1	0	0	0	0	0	.333	21	7	0	1	
N.L. EAST	.107	22	28	3	0	0	0	0	0	.250	116	29	0	9	
CHI	.250	6	16	4	0	0	0	1	0	.200	20	4	0	1	
CIN	.300	8	10	3	1	0	0	1	0	.263	19	5	0	1	
HOU	.000	1	1	0	0	0	0	0	0	.214	14	3	0	0	
PIT	.250	4	4	1	1	0	0	1	0	.125	8	1	0	1	
STL	.000	3	2	0	0	0	0	1	0	.071	14	1	0	1	
N.L. CENTRAL	.242	22	33	8	2	0	0	4	0	.187	75	14	0	4	
COL	-	-	-	-	-	-	-	-	-	.267	15	4	0	1	
LA	-	-	-	-	-	-	-	-	-	-	-	-	-	-	
SD	.000	1	3	0	0	0	0	0	0	.250	28	7	0	0	
SF	-	-	-	-	-	-	-	-	-	.444	18	8	1	1	
N.L. WEST	.000	1	3	0	0	0	0	0	0	.311	61	19	1	2	
CWS	-	-	-	-	-	-	-	-	-	.140	57	8	0	5	
CLE	-	-	-	-	-	-	-	-	-	-	-	-	-	-	
KC	-	-	-	-	-	-	-	-	-	.303	76	23	0	9	
MIL	-	-	-	-	-	-	-	-	-	.253	83	21	2	10	
MIN	-	-	-	-	-	-	-	-	-	.333	84	28	1	14	
A.L. CENTRAL	-	-	-	-	-	-	-	-	-	.267	300	80	3	38	
vs. LEFT	.286	-	7	2	1	0	0	0	0						
vs. RIGHT	.155	-	58	9	1	0	0	4	0						
NONE ON	.226	-	31	7	1	0	0	0	0						
RUNNERS ON	.118	-	34	4	1	0	0	4	0						
NONE ON/OUT	.250	-	8	2	0	0	0	0	0						
SCOR. POS	.056	-	18	1	1	0	0	4	0						
SCPOS/2 OUT	.000	-	9	0	0	0	0	1	0						
BATTING #1	.500	-	2	1	1	0	0	0	0						
BATTING #2	.200	-	20	4	1	0	0	1	0						
BATTING #3	.000	-	1	0	0	0	0	0	0						
BATTING #4	-	-	-	-	-	-	-	-	-						
BATTING #5	-	-	-	-	-	-	-	-	-						
BATTING #6	.143	-	7	1	0	0	0	0	0						
BATTING #7	.222	-	9	2	0	0	0	1	0						
BATTING #8	.188	-	16	3	0	0	0	1	0						
BATTING #9	.000	-	10	0	0	0	0	1	0						
INNINGS 1-6	.233	14	30	7	1	0	0	1	0						
INNINGS 7+	.114	37	35	4	1	0	0	3	0						

CAREER HIGHS

Most Hits: 4, 5/2/93 vs. OAK.

Most RBIs: 4, 7/15/93 at CAL.

Longest Hitting Streak: 10 games, 7/30-8/10/93.

TOM LAMPKIN — DETAILED HITTING STATISTICS

	1997										M.L. CAREER			
	AVG.	G	AB	H	2B	3B	HR	RBI	SB	AVG.	AB	H	HR	RBI
BEFORE ASG	.226	61	159	36	6	1	5	15	2	.223	413	92	10	47
AFTER ASG	.286	47	70	20	2	0	2	7	0	.233	373	87	9	45
NIGHT	.235	68	153	36	4	1	6	15	1	.222	473	105	13	58
DAY	.263	40	76	20	4	0	1	7	1	.236	313	74	6	34
GRASS	.247	88	194	48	8	1	5	19	2	.228	626	143	17	74
TURF	.229	20	35	8	0	0	2	3	0	.225	160	36	2	18
HOME	.193	54	119	23	5	0	2	9	0	.212	406	86	10	48
ROAD	.300	54	110	33	3	1	5	13	2	.245	380	93	9	44
APRIL	.214	19	56	12	1	1	1	4	0	.216	74	16	2	9
MAY	.185	19	54	10	2	0	1	4	1	.248	153	38	2	14
JUNE	.275	19	40	11	2	0	2	5	1	.218	156	34	5	22
JULY	.324	18	34	11	3	0	1	5	0	.258	159	41	5	20
AUGUST	.231	16	26	6	0	0	1	1	0	.208	144	30	4	20
SEPTEMBER	.316	17	19	6	0	0	1	3	0	.200	100	20	1	7
ATL	.167	6	12	2	0	0	0	0	0	.180	50	9	1	6
FLA	.250	9	16	4	1	1	0	3	0	.178	45	8	1	10
MTL	.200	9	20	4	0	0	1	1	0	.200	50	10	2	7
NY	.214	6	14	3	0	0	0	3	1	.277	47	13	2	10
PHI	.056	7	18	1	0	0	1	1	0	.225	40	9	2	4
N.L. EAST	.175	37	80	14	1	1	2	8	1	.211	232	49	8	37
CHI	.214	8	14	3	1	0	0	0	0	.229	35	8	0	0
CIN	.250	11	12	3	1	0	0	2	0	.254	63	16	0	6
HOU	.333	8	21	7	1	0	0	2	0	.255	55	14	1	4
PIT	.231	7	13	3	1	0	0	0	0	.297	37	11	0	4
STL	-	-	-	-	-	-	-	-	-	.207	29	6	0	2
N.L. CENTRAL	.267	34	60	16	4	0	0	4	0	.251	219	55	1	16
COL	.133	8	15	2	1	0	1	3	0	.194	31	6	1	4
LA	.273	7	22	6	0	0	1	2	0	.211	57	12	2	5
SD	.250	5	12	3	0	0	0	0	1	.233	30	7	0	0
SF	.333	9	24	8	1	0	1	2	0	.314	35	11	1	2
N.L. WEST	.260	29	73	19	2	0	3	7	1	.235	153	36	4	11
CWS	.000	1	1	0	0	0	0	0	0	.300	10	3	2	4
CLE	.250	2	4	1	0	0	0	0	0	.273	11	3	0	0
KC	.500	1	2	1	0	0	0	0	0	.241	29	7	0	5
MIL	.750	2	4	3	1	0	1	1	0	.750	4	3	1	1
MIN	.400	2	5	2	0	0	1	2	0	.250	8	2	1	2
A.L. CENTRAL	.438	8	16	7	1	0	2	3	0	.240	62	18	4	12
vs. LEFT	.250	-	36	9	1	0	0	4	1					
vs. RIGHT	.244	-	193	47	7	1	7	18	1					
NONE ON	.222	-	135	30	3	0	5	5	0					
RUNNERS ON	.277	-	94	26	5	1	2	17	2					
NONE ON/OUT	.183	-	60	11	1	0	3	3	0					
SCOR. POS	.209	-	43	9	1	0	0	12	0					
SCPOS/2 OUT	.188	-	16	3	0	0	0	4	0					
BATTING #1	.500	-	2	1	1	0	0	0	0					
BATTING #2	-	-	-	-	-	-	-	-	-					
BATTING #3	-	-	-	-	-	-	-	-	-					
BATTING #4	.000	-	1	0	0	0	0	0	0					
BATTING #5	.000	-	5	0	0	0	0	0	0					
BATTING #6	.111	-	9	1	0	0	0	0	0					
BATTING #7	.281	-	121	34	2	0	4	10	2					
BATTING #8	.240	-	75	18	5	1	2	8	0					
BATTING #9	.125	-	16	2	0	0	1	4	0					
INNINGS 1-6	.258	63	132	34	6	1	5	15	1					
INNINGS 7+	.227	90	97	22	2	0	2	7	1					

1997 HIGHS

Most Hits: 2, 11 times. Last: 9/15 vs. LA.
Most RBIs: 3, 5/4 at NY.
Most Runs: 2, four times. Last: 8/20 at MTL.
Longest Hitting Streak: 6 games, 4/6-15.

CAREER HIGHS

Most Hits: 3, five times. Last time, 8/13/96 at PIT.
Most RBI: 5, 6/19/96 vs FLA.
Most Runs: 4, 5/8/96 at STL.
Longest Hitting Streak: 9 games, 5/7-5/24/96.

RAY LANKFORD — DETAILED HITTING STATISTICS

	1997										M.L. CAREER				
	AVG	G	AB	H	2B	3B	HR	RBI	SB	AVG	AB	H	HR	RBI	
BEFORE ASG	.333	86	240	80	22	1	17	61	15	.279	1936	540	71	280	
AFTER ASG	.253	67	225	57	14	2	14	37	6	.265	1670	442	64	255	
NIGHT	.310	89	313	97	23	3	22	61	16	.282	2562	723	106	390	
DAY	.263	44	152	40	13	0	9	37	5	.248	1044	259	29	145	
GRASS	.287	112	397	114	33	3	22	76	19	.271	1571	425	56	230	
TURF	.338	21	68	23	3	0	9	22	2	.274	2035	557	79	305	
HOME	.290	72	259	75	26	2	10	45	8	.287	1785	512	67	290	
ROAD	.301	61	206	62	10	1	21	53	13	.258	1821	470	68	245	
APRIL	.462	7	26	12	2	0	3	6	2	.294	449	132	19	59	
MAY	.330	27	97	32	9	0	6	27	8	.291	697	203	22	104	
JUNE	.289	27	97	28	8	1	7	20	4	.255	631	161	23	90	
JULY	.302	26	96	29	8	2	6	21	2	.278	590	164	23	102	
AUGUST	.271	21	70	19	4	0	3	11	1	.250	612	153	16	82	
SEPTEMBER	.215	25	79	17	5	0	6	13	4	.270	627	169	32	98	
ATL	.417	9	36	15	4	0	3	8	3	.279	284	79	6	31	
FLA	.200	7	20	4	0	1	0	0	0	.281	153	43	5	18	
MTL	.240	7	25	6	2	0	1	7	0	.260	288	75	13	42	
NY	.172	9	29	5	2	0	1	4	0	.292	329	96	10	51	
PHI	.462	8	26	12	2	0	3	9	2	.279	294	82	13	58	
N.L. EAST	.309	40	136	42	10	1	8	28	5	.278	1348	375	47	200	
CHI	.196	12	46	9	2	0	2	5	0	.260	366	95	15	55	
CIN	.244	12	41	10	1	0	4	7	1	.254	244	62	9	32	
HOU	.235	5	17	4	0	0	0	3	1	.289	294	85	7	43	
PIT	.386	12	44	17	7	0	4	16	3	.265	359	95	11	54	
STL	-	-	-	-	-	-	-	-	-	-	-	-	-	-	
N.L. CENTRAL	.270	41	148	40	10	0	10	31	5	.267	1263	337	42	184	
COL	.382	10	34	13	2	0	3	11	4	.338	201	68	15	43	
LA	.325	11	40	13	3	0	5	10	2	.278	277	77	10	39	
SD	.217	7	23	5	2	0	2	5	2	.222	216	48	7	25	
SF	.375	11	40	15	6	1	3	11	1	.265	257	68	14	42	
N.L. WEST	.336	39	137	46	13	1	13	37	9	.274	951	261	46	149	
CWS	.100	3	10	1	1	0	0	0	0	.100	10	1	0	0	
CLE	.182	3	11	2	2	0	0	1	0	.182	11	2	0	1	
KC	.400	2	5	2	0	0	0	0	0	.400	5	2	0	0	
MIL	.300	3	10	3	0	1	0	1	2	.300	10	3	0	1	
MIN	.125	2	8	1	0	0	0	0	0	.125	8	1	0	0	
A.L. CENTRAL	.204	13	44	9	3	1	0	2	2	.204	44	9	0	2	
vs. LEFT	.301	-	136	41	11	1	12	38	1						
vs. RIGHT	.292	-	329	96	25	2	19	60	20						
NONE ON	.318	-	267	85	22	3	14	14	0						
RUNNERS ON	.263	-	198	52	14	0	17	84	21						
NONE ON/OUT	.370	-	100	37	12	1	3	3	0						
SCOR.POS	.272	-	114	31	9	0	11	70	7						
SCPOS/2 OUT	.205	-	44	9	4	0	4	20	4						
BATTING #1	-	-	-	-	-	-	-	-	-						
BATTING #2	-	-	-	-	-	-	-	-	-						
BATTING #3	.318	-	258	82	20	1	16	55	14						
BATTING #4	.266	-	199	53	16	2	14	42	7						
BATTING #5	.500	-	4	2	0	0	1	1	0						
BATTING #6	-	-	-	-	-	-	-	-	-						
BATTING #7	-	-	-	-	-	-	-	-	-						
BATTING #8	.000	-	2	0	0	0	0	0	0						
BATTING #9	.000	-	2	0	0	0	0	0	0						
INNINGS 1-6	.306	131	310	95	21	2	22	63	15						
INNINGS 7+	.271	123	155	42	15	1	9	35	6						

1997 HIGHS

Most Hits: 4, 4/29 vs. SF.
Most RBIs: 4, five times. Last: 7/4 vs. PIT.
Most Runs: 4, 5/7 vs. PHI.
Most SB: 2, four times. Last: 9/6 at COL.
Most HR: 2, three times. Last: 7/15 at CIN.
Longest Hitting Streak: 12 games, 5/24-6/6.

CAREER HIGHS

Most Hits: 4, seven times. Last: 4/29/97 vs. SF.
Most RBIs: 5, 7/15/96 at CIN.
Most Runs: 4, twice. Last: 5/7/97 vs. PHI.
Most SB: 3, four times. Last: 7/27/96 vs MTL.
Most HR: 2, eight times. Last: 7/15/97 at CIN.
Most Walks: 4, 5/25/96 at FLA.
Longest Hitting Streak: 16 games, 8/29-9/16/95.

SEAN LOWE — DETAILED PITCHING STATISTICS

	1997										M.L. CAREER					
	ERA	W-L	SV-OP	G	IP	H	ER	HR	BB	SO	W-L	ERA	SV	G	IP	ER
BEFORE ASG	-	-	-	-	-	-	-	-	-	-	-	-	-	-	-	-
AFTER ASG	9.35	0-2	0-0	6	17.1	27	18	2	10	8	0-2	9.35	0	6	17.1	18
NIGHT	9.31	0-0	0-0	3	9.2	11	10	2	7	6	0-0	9.31	0	3	9.2	10
DAY	9.39	0-2	0-0	3	7.2	16	8	0	3	2	0-2	9.39	0	3	7.2	8
GRASS	9.39	0-2	0-0	5	15.1	23	16	2	10	8	0-2	9.39	0	5	15.1	16
TURF	9.00	0-0	0-0	1	2.0	4	2	0	0	0	0-0	9.00	0	1	2.0	2
HOME	11.25	0-1	0-0	2	4.0	6	5	0	1	2	0-1	11.25	0	2	4.0	5
ROAD	8.77	0-1	0-0	4	13.1	21	13	2	9	6	0-1	8.77	0	4	13.1	13
APRIL	-	-	-	-	-	-	-	-	-	-	-	-	-	-	-	-
MAY	-	-	-	-	-	-	-	-	-	-	-	-	-	-	-	-
JUNE	-	-	-	-	-	-	-	-	-	-	-	-	-	-	-	-
JULY	-	-	-	-	-	-	-	-	-	-	-	-	-	-	-	-
AUGUST	12.46	0-0	0-0	1	4.1	6	6	1	3	2	0-0	12.46	0	1	4.1	6
SEPTEMBER	8.31	0-2	0-0	5	13.0	21	12	1	7	6	0-2	8.31	0	5	13.0	12
ATL	-	-	-	-	-	-	-	-	-	-	-	-	-	-	-	-
FLA	-	-	-	-	-	-	-	-	-	-	-	-	-	-	-	-
MTL	-	-	-	-	-	-	-	-	-	-	-	-	-	-	-	-
NY	-	-	-	-	-	-	-	-	-	-	-	-	-	-	-	-
PHI	-	-	-	-	-	-	-	-	-	-	-	-	-	-	-	-
N.L. EAST	-	-	-	-	-	-	-	-	-	-	-	-	-	-	-	-
CHI	1.80	0-1	0-0	2	5.0	6	1	0	2	2	0-1	1.80	0	2	5.0	1
CIN	-	-	-	-	-	-	-	-	-	-	-	-	-	-	-	-
HOU	-	-	-	-	-	-	-	-	-	-	-	-	-	-	-	-
PIT	9.00	0-0	0-0	1	2.0	4	2	0	0	0	0-0	9.00	0	1	2.0	2
STL	-	-	-	-	-	-	-	-	-	-	-	-	-	-	-	-
N.L. CENTRAL	3.86	0-1	0-0	3	7.0	10	3	0	2	2	0-1	3.86	0	3	7.0	3
COL	9.82	0-0	0-0	1	3.2	5	4	1	4	3	0-0	9.82	0	1	3.2	4
LA	-	-	-	-	-	-	-	-	-	-	-	-	-	-	-	-
SD	19.29	0-1	0-0	1	2.1	6	5	0	1	1	0-1	19.29	0	1	2.1	5
SF	-	-	-	-	-	-	-	-	-	-	-	-	-	-	-	-
N.L. WEST	13.50	0-1	0-0	2	6.0	11	9	1	5	4	0-1	13.50	0	2	6.0	9
CWS	-	-	-	-	-	-	-	-	-	-	-	-	-	-	-	-
CLE	-	-	-	-	-	-	-	-	-	-	-	-	-	-	-	-
KC	12.46	0-0	0-0	1	4.1	6	6	1	3	2	0-0	12.46	0	1	4.1	6
MIL	-	-	-	-	-	-	-	-	-	-	-	-	-	-	-	-
MIN	-	-	-	-	-	-	-	-	-	-	-	-	-	-	-	-
A.L. CENTRAL	12.46	0-0	0-0	1	4.1	6	6	1	3	2	0-0	12.46	0	1	4.1	6
	AVG	AB	H	2B	3B	HR	SB-CS	BB	SO	GDP						
VS. LEFT	.419	31	13	3	0	1	2-0	5	3	0						
VS. RIGHT	.326	43	14	2	0	1	0-0	5	5	3						
NONE ON	.333	33	11	2	0	0	0-0	5	3	0						
RUNNERS ON	.390	41	16	3	0	2	2-0	5	5	3						
NONE ON/OUT	.353	17	6	0	0	0	0-0	2	0	0						
SCOR.POS	.375	24	9	2	0	1	1-0	3	1	2						
SCPOS/2 OUT	.200	5	1	0	0	0	0-0	2	0	0						
1ST IP	.385	26	10	2	0	0	1-0	1	3	1						
INNINGS 1-6	.383	60	23	4	0	2	2-0	10	7	2						
INNINGS 7+	.286	14	4	1	0	0	0-0	0	1	1						

1997 HIGHS

Most Strikeouts: 3, 9/6 at COL.
Most IP: 4.1 IP, 8/29 at KC.

CAREER HIGHS

Most Strikeouts: 3, 9/6/97 at COL.
Most IP: 4.1 IP, 8/29/97 at KC.

JOHN MABRY — DETAILED HITTING STATISTICS

	1997										M.L. CAREER				
	AVG	G	AB	H	2B	3B	HR	RBI	SB	AVG	AB	H	HR	RBI	
BEFORE ASG	.295	82	285	84	15	0	5	35	0	.312	764	238	13	93	
AFTER ASG	.252	34	103	26	4	0	0	1	0	.275	578	159	10	61	
NIGHT	.268	75	250	67	16	0	2	22	0	.281	904	254	15	101	
DAY	.312	41	138	43	3	0	3	14	0	.326	438	143	8	53	
GRASS	.278	96	324	90	15	0	5	33	0	.282	877	247	13	99	
TURF	.313	20	64	20	4	0	0	3	0	.323	465	150	10	55	
HOME	.292	60	192	56	12	0	5	20	0	.287	668	192	10	75	
ROAD	.276	56	196	54	7	0	0	16	0	.304	674	205	13	79	
APRIL	.239	24	71	17	4	0	1	6	0	.267	180	48	2	18	
MAY	.320	25	97	31	3	0	1	11	0	.332	259	86	4	31	
JUNE	.340	27	94	32	8	0	3	17	0	.332	241	80	6	36	
JULY	.231	26	91	21	2	0	0	1	0	.244	270	66	5	24	
AUGUST	.257	13	35	9	2	0	0	1	0	.282	220	62	4	22	
SEPTEMBER	.000	1	0	0	0	0	0	0	0	.320	172	55	2	23	
ATL	.258	9	31	8	1	0	0	3	0	.275	102	28	2	8	
FLA	.313	7	16	5	1	0	0	0	0	.305	82	25	0	3	
MTL	.154	4	13	2	0	0	0	0	0	.188	64	12	3	8	
NY	.206	10	34	7	0	0	0	1	0	.229	105	24	1	11	
PHI	.241	9	29	7	2	0	0	1	0	.292	96	28	1	7	
N.L. EAST	.236	39	123	29	4	0	0	5	0	.261	449	117	7	37	
CHI	.105	6	19	2	0	0	0	0	0	.260	104	27	1	10	
CIN	.241	10	29	7	3	0	0	1	0	.283	99	28	4	10	
HOU	.216	11	37	8	2	0	0	3	0	.285	130	37	3	14	
PIT	.313	8	32	10	1	0	0	3	0	.327	113	37	1	17	
STL	-	-	-	-	-	-	-	-	-	-	-	-	-	-	
N.L. CENTRAL	.231	35	117	27	6	0	0	7	0	.289	446	129	9	51	
COL	.375	7	24	9	0	0	1	7	0	.383	115	44	3	23	
LA	.471	9	34	16	4	0	1	5	0	.324	111	36	1	8	
SD	.207	8	29	6	0	0	0	4	0	.225	89	20	0	16	
SF	.406	9	32	13	2	0	1	2	0	.398	103	41	1	13	
N.L. WEST	.370	33	119	44	6	0	3	18	0	.337	418	141	5	60	
CWS	-	-	-	-	-	-	-	-	-	-	-	-	-	-	
CLE	.333	3	9	3	1	0	2	2	0	.333	9	3	2	2	
KC	-	-	-	-	-	-	-	-	-	-	-	-	-	-	
MIL	.400	3	10	4	1	0	0	3	0	.400	10	4	0	3	
MIN	.300	3	10	3	1	0	0	1	0	.300	10	3	0	1	
A.L. CENTRAL	.345	9	29	10	3	0	2	6	0	.345	29	10	2	6	
vs. LEFT	.266	-	94	25	6	0	0	10	0						
vs. RIGHT	.289	-	294	85	13	0	5	26	0						
NONE ON	.291	-	234	68	9	0	3	3	0						
RUNNERS ON	.273	-	154	42	10	0	2	33	0						
NONE ON/OUT	.294	-	102	30	2	0	2	2	0						
SCOR. POS	.280	-	82	23	6	0	2	31	0						
SCPOS/2 OUT	.200	-	40	8	3	0	1	12	0						
BATTING #1	-	-	-	-	-	-	-	-	-						
BATTING #2	.000	-	1	0	0	0	0	0	0						
BATTING #3	.375	-	8	3	0	0	0	0	0						
BATTING #4	.250	-	4	1	1	0	0	0	0						
BATTING #5	.261	-	138	36	2	0	3	16	0						
BATTING #6	.295	-	176	52	12	0	2	17	0						
BATTING #7	.359	-	39	14	2	0	0	3	0						
BATTING #8	.150	-	20	3	1	0	0	0	0						
BATTING #9	.500	-	2	1	1	0	0	0	0						
INNINGS 1-6	.279	105	262	73	11	0	5	25	0						
INNINGS 7+	.294	108	126	37	8	0	0	11	0						

1997 HIGHS

Most Hits: 3, eight times. Last: 8/6 at ATL.

Most RBIs: 6, 6/3 vs. COL.

Most Runs: 3, 6/4 at PIT.

Longest Hitting Streak: 20 games, 5/19-6/9.

CAREER HIGHS

Most Hits: 5, 7/6/96 at PIT.

Most RBIs: 6, 6/3/97 vs. COL.

Most Runs: 4, 5/9/96 vs SF.

Most Walks: 3, 7/18/96 vs CHI.

Longest Hitting Streak: 20 games, 5/19-6/9/97

Hit for Cycle: 5/18/96 at COL.

ELI MARRERO — DETAILED HITTING STATISTICS

	1997									M.L. CAREER				
	AVG	G	AB	H	2B	3B	HR	RBI	SB	AVG	AB	H	HR	RBI
BEFORE ASG	-	-	-	-	-	-	-	-	-	-	-	-	-	-
AFTER ASG	.244	17	45	11	2	0	2	7	4	.244	45	11	2	7
NIGHT	.179	11	28	5	2	0	1	3	1	.179	28	5	1	3
DAY	.353	6	17	6	0	0	1	4	3	.353	17	6	1	4
GRASS	.278	14	36	10	2	0	1	6	4	.278	36	10	1	6
TURF	.111	3	9	1	0	0	1	1	0	.111	9	1	1	1
HOME	.286	10	28	8	2	0	0	4	3	.286	28	8	0	4
ROAD	.176	7	17	3	0	0	2	3	1	.176	17	3	2	3
APRIL	-	-	-	-	-	-	-	-	-	-	-	-	-	-
MAY	-	-	-	-	-	-	-	-	-	-	-	-	-	-
JUNE	-	-	-	-	-	-	-	-	-	-	-	-	-	-
JULY	-	-	-	-	-	-	-	-	-	-	-	-	-	-
AUGUST	-	-	-	-	-	-	-	-	-	-	-	-	-	-
SEPTEMBER	.244	17	45	11	2	0	2	7	4	.244	45	11	2	7
ATL	-	-	-	-	-	-	-	-	-	-	-	-	-	-
FLA	-	-	-	-	-	-	-	-	-	-	-	-	-	-
MTL	-	-	-	-	-	-	-	-	-	-	-	-	-	-
NY	-	-	-	-	-	-	-	-	-	-	-	-	-	-
PHI	-	-	-	-	-	-	-	-	-	-	-	-	-	-
N.L. EAST	-	-	-	-	-	-	-	-	-	-	-	-	-	-
CHI	.300	3	10	3	0	0	1	2	1	.300	10	3	1	2
CIN	.143	3	7	1	1	0	0	1	0	.143	7	1	0	1
HOU	-	-	-	-	-	-	-	-	-	-	-	-	-	-
PIT	.111	3	9	1	0	0	1	1	0	.111	9	1	1	1
STL	-	-	-	-	-	-	-	-	-	-	-	-	-	-
N.L. CENTRAL	.192	9	26	5	1	0	2	4	1	.192	26	5	2	4
COL	.000	2	2	0	0	0	0	0	0	.000	2	0	0	0
LA	.333	2	3	1	0	0	0	1	1	.333	3	1	0	1
SD	.375	2	8	3	0	0	0	2	2	.375	8	3	0	2
SF	.000	1	2	0	0	0	0	0	0	.000	2	0	0	0
N.L. WEST	.267	7	15	4	0	0	0	3	3	.267	15	4	0	3
CWS	.500	1	4	2	1	0	0	0	0	.500	4	2	0	0
CLE	-	-	-	-	-	-	-	-	-	-	-	-	-	-
KC	-	-	-	-	-	-	-	-	-	-	-	-	-	-
MIL	-	-	-	-	-	-	-	-	-	-	-	-	-	-
MIN	-	-	-	-	-	-	-	-	-	-	-	-	-	-
A.L. CENTRAL	.500	1	4	2	1	0	0	0	0	.500	4	2	0	0
vs. LEFT	.100	-	10	1	1	0	0	0	1					
vs. RIGHT	.286	-	35	10	1	0	2	7	3					
NONE ON	.214	-	28	6	1	0	1	1	0					
RUNNERS ON	.294	-	17	5	1	0	1	6	4					
NONE ON/OUT	.125	-	8	1	0	0	1	1	0					
SCOR. POS	.273	-	11	3	0	0	1	6	1					
SCPOS/2 OUT	.500	-	2	1	0	0	0	1	1					
BATTING #1	-	-	-	-	-	-	-	-	-					
BATTING #2	-	-	-	-	-	-	-	-	-					
BATTING #3	-	-	-	-	-	-	-	-	-					
BATTING #4	-	-	-	-	-	-	-	-	-					
BATTING #5	-	-	-	-	-	-	-	-	-					
BATTING #6	-	-	-	-	-	-	-	-	-					
BATTING #7	.083	-	12	1	0	0	0	0	0					
BATTING #8	.323	-	31	10	2	0	2	6	4					
BATTING #9	.000	-	2	0	0	0	0	1	0					
INNINGS 1-6	.188	14	32	6	2	0	0	1	1					
INNINGS 7+	.385	10	13	5	0	0	2	6	3					

1997 HIGHS

Most Hits: 2, three times.
 Most RBIs: 2, 9/14 vs. SD & 9/18 at CHI.
 Most SB: 2, 9/14 vs. SD.

CAREER HIGHS

Most Hits: 2, three times.
 Most RBIs: 2, 9/14/97 vs. SD & 9/18/97 at CHI.
 Most SB: 2, 9/14/97 vs. SD.

WILLIE MCGEE — DETAILED HITTING STATISTICS

	1997										M.L. CAREER				
	AVG	G	AB	H	2B	3B	HR	RBI	SB	AVG	AB	H	HR	RBI	
BEFORE ASG	.303	67	155	47	6	3	3	21	3	.304	3827	1163	38	436	
AFTER ASG	.297	55	145	43	13	1	0	17	5	.291	3282	955	38	366	
NIGHT	.289	77	187	54	14	2	2	18	3	.290	4640	1347	47	494	
DAY	.319	45	113	36	5	2	1	20	5	.312	2469	771	29	308	
GRASS	.300	101	243	73	15	4	3	30	6	.296	3207	950	31	341	
TURF	.298	21	57	17	4	0	0	8	2	.299	3902	1168	45	461	
HOME	.336	58	128	43	10	1	2	18	6	.303	3474	1053	36	388	
ROAD	.273	64	172	47	9	3	1	20	2	.293	3635	1065	40	414	
APRIL	.268	19	41	11	3	2	1	3	2	.288	851	245	11	95	
MAY	.245	21	49	12	2	0	1	5	0	.294	1356	398	16	158	
JUNE	.380	22	50	19	0	1	0	11	1	.323	1237	399	7	143	
JULY	.240	9	25	6	1	0	1	2	0	.303	1046	317	17	111	
AUGUST	.333	27	69	23	8	1	0	6	2	.296	1301	385	16	164	
SEPTEMBER	.288	24	66	19	5	0	0	11	3	.283	1318	374	9	131	
ATL	.200	11	25	5	1	0	0	0	0	.275	590	162	5	75	
FLA	.467	8	15	7	1	1	0	2	0	.330	106	35	2	14	
MTL	.462	10	26	12	4	0	1	4	3	.288	859	190	7	71	
NY	.421	7	19	8	3	0	1	2	0	.312	626	195	8	69	
PHI	.235	9	17	4	2	0	0	1	0	.299	613	183	6	71	
N.L. EAST	.353	45	102	36	11	1	2	9	3	.295	2594	765	28	300	
CHI	.444	8	18	8	1	0	0	5	3	.309	643	199	9	89	
CIN	.333	10	21	7	0	0	0	6	1	.302	559	169	6	62	
HOU	.133	6	15	2	0	0	0	0	0	.310	577	179	5	66	
PIT	.182	8	22	4	0	0	0	1	0	.301	642	193	7	67	
STL	-	-	-	-	-	-	-	-	-	.333	126	42	1	7	
N.L. CENTRAL	.276	32	76	21	1	0	0	12	4	.307	2547	782	28	291	
COL	.222	11	27	6	1	0	0	5	1	.264	106	28	0	17	
LA	.304	9	23	7	2	1	0	3	0	.276	519	143	7	51	
SD	.217	8	23	5	0	1	0	2	0	.308	568	175	1	47	
SF	.286	5	14	4	2	0	0	2	0	.295	427	126	9	61	
N.L. WEST	.253	33	87	22	5	2	0	12	1	.291	1620	472	17	176	
CWS	.429	2	7	3	1	0	0	1	0	.371	35	13	0	3	
CLE	.500	2	4	2	0	0	0	0	0	.300	10	3	0	0	
KC	.154	3	13	2	0	1	0	3	0	.250	24	6	0	3	
MIL	.400	2	5	2	0	0	0	0	0	.429	14	6	0	0	
MIN	.333	3	6	2	1	0	1	1	0	.300	40	12	2	6	
A.L. CENTRAL	.314	12	35	11	2	1	1	5	0	.325	123	40	2	12	
vs. LEFT	.274	-	95	26	6	1	1	12	1						
vs. RIGHT	.312	-	205	64	13	3	2	26	7						
NONE ON	.313	-	166	52	11	1	2	2	0						
RUNNERS ON	.284	-	134	38	8	3	1	36	8						
NONE ON/OUT	.375	-	56	21	3	0	0	0	0						
SCOR. POS	.310	-	84	26	4	3	1	34	2						
SCPOS/2 OUT	.293	-	41	12	1	2	1	15	0						
BATTING #1	.500	-	4	2	0	0	0	0	0						
BATTING #2	.255	-	98	25	4	0	1	9	6						
BATTING #3	.273	-	66	18	5	1	0	8	2						
BATTING #4	.300	-	30	9	1	0	0	5	0						
BATTING #5	.387	-	31	12	3	1	0	8	0						
BATTING #6	.400	-	10	4	1	0	0	2	0						
BATTING #7	.273	-	11	3	1	0	0	1	0						
BATTING #8	.143	-	7	1	0	0	0	0	0						
BATTING #9	.372	-	43	16	4	2	2	5	0						
INNINGS 1-6	.308	62	159	49	9	1	1	19	7						
INNINGS 7+	.291	114	141	41	10	3	2	19	1						

1997 HIGHS

Most Hits: 4, 6/28 at CIN & 9/27 vs. CHI.
Most RBIs: 4, 9/27 vs. CHI.
Most Runs: 2, three times. Last: 9/27 vs. CHI.
Most SB: 2, 8/27 vs. MTL & 9/27 vs. CHI.
Longest Hitting Streak: 5 games, 6/3-10.

CAREER HIGHS

Most Hits: 5, twice. Last time, 7/30/85 at CHI.
Most RBIs: 6, 6/23/84 at CHI.
Most Runs: 3, 22 times. Last time, 6/26/96 at ATL.
Most SB: 3, four times. Last time, 7/29/88 at MTL.
Most HR: 2, 7/21/86 vs SF.
Longest Hitting Streak: 22 games, 7/5-8/1/90.
Inside-the-Park HR: 2, Last time, 5/15/83 vs MTL.
Last Grand Slam: 5/9/96 vs SF.

MARK MCGWIRE — DETAILED HITTING STATISTICS

	1997										M.L. CAREER				
	AVG	G	AB	H	2B	3B	HR	RBI	SB	AVG	AB	H	HR	RBI	
BEFORE ASG	.288	87	299	86	19	0	31	71	1	.265	2592	688	228	576	
AFTER ASG	.257	69	241	62	8	0	27	52	2	.253	2030	513	159	407	
NIGHT	.271	98	347	94	16	0	38	84	1	.251	2854	716	219	581	
DAY	.280	58	193	54	11	0	20	39	2	.274	1768	485	168	402	
GRASS	.281	134	467	131	23	0	51	108	3	.260	3951	1029	337	852	
TURF	.233	22	73	17	4	0	7	15	0	.256	671	172	50	131	
HOME	.315	72	248	78	18	0	30	60	2	.254	2216	562	179	464	
ROAD	.240	84	292	70	9	0	28	63	1	.266	2406	639	208	519	
APRIL	.322	26	87	28	8	0	11	25	1	.277	606	168	53	136	
MAY	.253	28	99	25	3	0	8	19	0	.264	859	227	76	193	
JUNE	.266	27	94	25	6	0	10	19	0	.255	826	211	76	178	
JULY	.302	24	86	26	7	0	5	18	0	.252	828	209	57	159	
AUGUST	.211	25	76	16	2	0	9	18	1	.243	741	180	56	149	
SEPTEMBER	.286	26	98	28	1	0	15	24	1	.270	762	206	69	168	
ATL	.188	5	16	3	0	0	1	2	0	.188	16	3	1	2	
FLA	.200	3	10	2	0	0	2	5	0	.200	10	2	2	5	
MTL	.182	5	11	2	1	0	1	3	1	.182	11	2	1	3	
NY	.316	5	19	6	1	0	3	6	0	.316	19	6	3	6	
PHI	.111	6	18	2	0	0	1	1	0	.111	18	2	1	1	
N.L. EAST	.203	24	74	15	2	0	8	17	1	.203	74	15	8	17	
CHI	.375	5	16	6	0	0	4	7	1	.375	16	6	4	7	
CIN	.357	3	14	5	0	0	1	2	0	.357	14	5	1	2	
HOU	-	-	-	-	-	-	-	-	-	-	-	-	-	-	
PIT	.067	4	15	1	0	0	1	2	0	.067	15	1	1	2	
STL	-	-	-	-	-	-	-	-	-	-	-	-	-	-	
N.L. CENTRAL	.267	12	45	12	0	0	6	11	1	.267	45	12	6	11	
COL	.435	6	23	10	2	0	4	7	0	.435	23	10	4	7	
LA	.118	4	17	2	0	0	1	1	0	.118	17	2	1	1	
SD	.478	7	23	11	3	0	3	7	0	.478	23	11	3	7	
SF	.214	4	14	3	0	0	3	5	0	.214	14	3	3	5	
N.L. WEST	.338	21	77	26	5	0	11	20	0	.338	77	26	11	20	
CWS	.132	10	38	5	1	0	2	5	0	.239	326	78	25	58	
CLE	.296	7	27	8	2	0	3	10	0	.274	336	92	28	69	
KC	.450	7	20	9	3	0	5	8	0	.306	356	109	26	72	
MIL	.400	5	15	6	0	0	2	3	0	.254	311	79	22	64	
MIN	.455	9	33	15	3	0	4	10	0	.293	355	104	30	70	
A.L. CENTRAL	.323	38	133	43	9	0	16	36	0	.274	1684	462	131	333	
vs. LEFT	.282	-	117	33	8	0	12	27	0						
vs. RIGHT	.272	-	423	115	19	0	46	96	3						
NONE ON	.318	-	283	90	11	0	37	37	0						
RUNNERS ON	.226	-	257	58	16	0	21	86	3						
NONE ON/OUT	.326	-	141	46	7	0	21	21	0						
SCOR. POS	.232	-	142	33	12	0	11	63	3						
SCPOS/2 OUT	.229	-	70	16	8	0	4	27	2						
BATTING #1	-	-	-	-	-	-	-	-	-						
BATTING #2	-	-	-	-	-	-	-	-	-						
BATTING #3	.281	-	128	36	3	0	20	34	2						
BATTING #4	.265	-	407	108	24	0	37	87	1						
BATTING #5	-	-	-	-	-	-	-	-	-						
BATTING #6	-	-	-	-	-	-	-	-	-						
BATTING #7	1.000	-	1	1	0	0	0	0	0						
BATTING #8	1.000	-	1	1	0	0	1	1	0						
BATTING #9	.667	-	3	2	0	0	0	1	0						
INNINGS 1-6	.268	150	381	102	21	0	44	93	2						
INNINGS 7+	.289	146	159	46	6	0	14	30	1						

1997 HIGHS

Most Hits: 4, 5/28 vs. ANA.
Most RBIs: 5, 8/22 at FLA.
Most Runs: 3, three times. Last: 8/29 at KC.
Most Walks: 5, 4/26 vs. KC.
Most HR: 2, seven times. Last: 9/27 vs. CHI.
Longest Hitting Streak: 7 games, 9/13-19.

CAREER HIGHS

Most Hits: 4, six times. Last: 5/28/97 vs. ANA.
Most RBIs: 6, 5/8/91 vs. BAL.
Most HR: 3, twice. Last: 6/11/95 at BOS.
Longest Hitting Streak: 18 games, 5/3-21/95.
Last Grand Slam: 6/26/97 vs. TEX.

RUSTY MEACHAM — DETAILED PITCHING STATISTICS

	1997										M.L. CAREER						
	ERA	W-L	SV-OP	G	IP	H	ER	HR	BB	SO	W-L	ERA	SV	G	IP	ER	
BEFORE ASG	-	-	-	-	-	-	-	-	-	-	11-9	3.06	5	109	170.2	58	
AFTER ASG	-	-	-	-	-	-	-	-	-	-	11-5	5.64	4	80	132.1	83	
NIGHT	-	-	-	-	-	-	-	-	-	-	18-12	3.71	8	149	235.1	97	
DAY	-	-	-	-	-	-	-	-	-	-	4-2	5.85	1	40	67.2	44	
GRASS	-	-	-	-	-	-	-	-	-	-	8-7	3.59	7	91	143.0	57	
TURF	-	-	-	-	-	-	-	-	-	-	14-7	4.72	2	98	160.0	84	
HOME	-	-	-	-	-	-	-	-	-	-	12-5	4.98	4	101	170.0	94	
ROAD	-	-	-	-	-	-	-	-	-	-	10-9	3.18	5	88	133.0	47	
APRIL	-	-	-	-	-	-	-	-	-	-	1-1	4.03	0	16	22.1	10	
MAY	-	-	-	-	-	-	-	-	-	-	4-2	1.90	1	37	47.1	10	
JUNE	-	-	-	-	-	-	-	-	-	-	4-3	2.98	3	41	66.1	22	
JULY	-	-	-	-	-	-	-	-	-	-	7-6	5.03	2	49	93.0	52	
AUGUST	-	-	-	-	-	-	-	-	-	-	4-1	5.50	1	23	36.0	22	
SEPT/OCT	-	-	-	-	-	-	-	-	-	-	2-1	5.92	2	23	38.0	25	
ATL	-	-	-	-	-	-	-	-	-	-	-	-	-	-	-	-	
FLA	-	-	-	-	-	-	-	-	-	-	-	-	-	-	-	-	
MON	-	-	-	-	-	-	-	-	-	-	-	-	-	-	-	-	
NY	-	-	-	-	-	-	-	-	-	-	-	-	-	-	-	-	
PHI	-	-	-	-	-	-	-	-	-	-	-	-	-	-	-	-	
N.L. EAST	-	-	-	-	-	-	-	-	-	-	-	-	-	-	-	-	
CHI	-	-	-	-	-	-	-	-	-	-	-	-	-	-	-	-	
CIN	-	-	-	-	-	-	-	-	-	-	-	-	-	-	-	-	
HOU	-	-	-	-	-	-	-	-	-	-	-	-	-	-	-	-	
PIT	-	-	-	-	-	-	-	-	-	-	-	-	-	-	-	-	
STL	-	-	-	-	-	-	-	-	-	-	-	-	-	-	-	-	
N.L. CENTRAL	-	-	-	-	-	-	-	-	-	-	-	-	-	-	-	-	
COL	-	-	-	-	-	-	-	-	-	-	-	-	-	-	-	-	
LA	-	-	-	-	-	-	-	-	-	-	-	-	-	-	-	-	
SD	-	-	-	-	-	-	-	-	-	-	-	-	-	-	-	-	
SF	-	-	-	-	-	-	-	-	-	-	-	-	-	-	-	-	
N.L. WEST	-	-	-	-	-	-	-	-	-	-	-	-	-	-	-	-	
CWS	-	-	-	-	-	-	-	-	-	-	3-1	3.86	0	14	21.0	9	
CLE	-	-	-	-	-	-	-	-	-	-	2-2	2.91	1	14	21.2	7	
KC	-	-	-	-	-	-	-	-	-	-	0-1	13.50	0	1	2.2	4	
MIL	-	-	-	-	-	-	-	-	-	-	2-1	5.48	0	16	21.1	13	
MIN	-	-	-	-	-	-	-	-	-	-	5-3	3.11	1	25	37.2	13	
A.L. CENTRAL	-	-	-	-	-	-	-	-	-	-	12-8	3.97	2	70	104.1	46	
	AVG	AB	H	2B	3B	HR	SB-CS	BB	SO	GDP							
VS. LEFT	-	-	-	-	-	-	-	-	-	-							
VS. RIGHT	-	-	-	-	-	-	-	-	-	-							
NONE ON RUNNERS ON	-	-	-	-	-	-	-	-	-	-							
NONE ON/OUT	-	-	-	-	-	-	-	-	-	-							
SCOR.POS	-	-	-	-	-	-	-	-	-	-							
SCPOS/2	-	-	-	-	-	-	-	-	-	-							
1ST IP	-	-	-	-	-	-	-	-	-	-							
INNINGS 1-6	-	-	-	-	-	-	-	-	-	-							
INNINGS 7+	-	-	-	-	-	-	-	-	-	-							

CAREER HIGHS

Most Strikeouts: 5, twice. Last: 6/25/96 at TOR.
Longest relief appearance: 5 IP, 6/25/96 at TOR.
Longest scoreless streak: 22.1 IP, 5/19-7/2/94.
Longest winning streak: 4 games, twice. Last: 7/31-8/21/92.

ROBERTO MEJIA — DETAILED HITTING STATISTICS

	1997										M.L. CAREER				
	AVG	G	AB	H	2B	3B	HR	RBI	SB	AVG	AB	H	HR	RBI	
BEFORE ASG	.071	7	14	1	1	0	0	2	0	.203	182	37	5	20	
AFTER ASG	-	-	-	-	-	-	-	-	-	.231	229	53	5	20	
NIGHT	.111	5	9	1	1	0	0	2	0	.221	249	55	3	20	
DAY	.000	2	5	0	0	0	0	0	0	.216	162	35	7	20	
GRASS	.000	2	3	0	0	0	0	1	0	.234	304	71	9	36	
TURF	.091	5	11	1	1	0	0	1	0	.178	107	19	1	4	
HOME	.000	2	3	0	0	0	0	1	0	.246	203	50	5	28	
ROAD	.091	5	11	1	1	0	0	1	0	.192	208	40	5	12	
APRIL	.071	7	14	1	1	0	0	2	0	.188	85	16	2	13	
MAY	-	-	-	-	-	-	-	-	-	.230	87	20	3	7	
JUNE	-	-	-	-	-	-	-	-	-	.100	10	1	0	0	
JULY	-	-	-	-	-	-	-	-	-	.258	62	16	1	8	
AUGUST	-	-	-	-	-	-	-	-	-	.193	88	17	1	5	
SEPT/OCT	-	-	-	-	-	-	-	-	-	.253	79	20	3	7	
ATL	-	-	-	-	-	-	-	-	-	.130	23	3	1	2	
FLA	-	-	-	-	-	-	-	-	-	.130	23	3	1	4	
MON	.000	3	5	0	0	0	0	1	0	.250	36	9	0	3	
NY	-	-	-	-	-	-	-	-	-	.143	21	3	0	2	
PHI	-	-	-	-	-	-	-	-	-	.262	42	11	1	6	
N.L. EAST	.000	3	5	0	0	0	0	1	0	.200	145	29	3	17	
CHI	-	-	-	-	-	-	-	-	-	.303	33	10	1	7	
CIN	-	-	-	-	-	-	-	-	-	.217	23	5	0	2	
HOU	.111	4	9	1	1	0	0	1	0	.163	43	7	0	1	
PIT	-	-	-	-	-	-	-	-	-	.229	35	8	1	2	
STL	-	-	-	-	-	-	-	-	-	.379	29	11	2	7	
N.L. CENTRAL	.111	4	9	1	1	0	0	1	0	.252	163	41	4	19	
COL	-	-	-	-	-	-	-	-	-	-	-	-	-	-	
LA	-	-	-	-	-	-	-	-	-	.167	36	6	1	1	
SD	-	-	-	-	-	-	-	-	-	.188	32	6	1	2	
SF	-	-	-	-	-	-	-	-	-	.229	35	8	1	1	
N.L. WEST	-	-	-	-	-	-	-	-	-	.194	103	20	3	4	
CWS	-	-	-	-	-	-	-	-	-	-	-	-	-	-	
CLE	-	-	-	-	-	-	-	-	-	-	-	-	-	-	
KC	-	-	-	-	-	-	-	-	-	-	-	-	-	-	
MIL	-	-	-	-	-	-	-	-	-	-	-	-	-	-	
MIN	-	-	-	-	-	-	-	-	-	-	-	-	-	-	
A.L. CENTRAL	-	-	-	-	-	-	-	-	-	-	-	-	-	-	
VS. LEFT	.167	-	6	1	1	0	0	1	0						
VS. RIGHT	.000	-	8	0	0	0	0	1	0						
NONE ON	.000	-	9	0	0	0	0	0	0						
RUNNERS ON	.200	-	5	1	1	0	0	2	0						
NONE ON/OUT	.000	-	4	0	0	0	0	0	0						
SCOR.POS	.500	-	2	1	1	0	0	2	0						
SCPOS/2 OUT	1.000	-	1	1	1	0	0	1	0						
BATTING #1	.000	-	4	0	0	0	0	0	0						
BATTING #2	-	-	-	-	-	-	-	-	-						
BATTING #3	-	-	-	-	-	-	-	-	-						
BATTING #4	-	-	-	-	-	-	-	-	-						
BATTING #5	-	-	-	-	-	-	-	-	-						
BATTING #6	-	-	-	-	-	-	-	-	-						
BATTING #7	.000	-	1	0	0	0	0	0	0						
BATTING #8	.143	-	7	1	1	0	0	2	0						
BATTING #9	.000	-	2	0	0	0	0	0	0						
INNING 1-6	.167	3	6	1	1	0	0	2	0						
INNING 7+	.000	6	8	0	0	0	0	0	0						

CAREER HIGHS

Most Hits: 4, 8/10/93 at LA.

Most RBIs: 4, 7/23/93 vs. STL.

KENT MERCKER — DETAILED PITCHING STATISTICS

	1997											M.L. CAREER					
	ERA	W-L	SV-OP	G	IP	H	ER	HR	BB	SO		W-L	ERA	SV	G	IP	ER
BEFORE ASG	3.19	6-6	0-0	18	96.0	80	34	7	44	45		30-21	3.74	7	151	416.1	173
AFTER ASG	5.36	2-5	0-0	10	48.2	55	29	9	18	30		13-21	4.13	12	134	313.2	144
NIGHT	3.54	8-8	0-0	19	104.1	92	41	11	40	54		31-31	4.11	16	208	538.2	246
DAY	4.91	0-3	0-0	9	40.1	43	22	5	22	21		12-11	3.34	3	77	191.1	71
GRASS	4.89	3-4	0-0	11	49.2	51	27	4	25	25		32-27	4.17	15	208	505.1	234
TURF	3.41	5-7	0-0	17	95.0	84	36	12	37	50		11-15	3.32	4	77	224.2	83
HOME	3.58	4-5	0-0	13	70.1	68	28	10	24	36		23-18	4.14	14	147	369.1	170
ROAD	4.24	4-6	0-0	15	74.1	67	35	6	38	39		20-24	3.67	5	138	360.2	147
APRIL	5.75	1-3	0-0	6	20.1	25	13	1	12	12		5-5	5.38	1	37	92.0	55
MAY	3.29	1-2	0-0	5	27.1	22	10	2	13	10		10-7	3.29	2	50	128.2	47
JUNE	1.96	4-0	0-0	6	41.1	29	9	4	16	20		13-8	3.87	3	48	151.0	65
JULY	5.40	1-2	0-0	4	21.2	26	13	5	9	14		8-8	3.02	6	55	143.0	48
AUGUST	5.21	1-2	0-0	4	19.0	17	11	2	9	10		4-8	4.62	4	47	113.0	58
SEPTEMBER	4.20	0-2	0-0	3	15.0	16	7	2	3	9		3-6	3.87	3	48	102.1	44
ATL	6.35	0-2	0-0	3	17.0	24	12	2	6	12		0-2	6.35	0	3	17.0	12
FLA	0.00	1-0	0-0	1	1.0	0	0	0	1	0		2-0	4.94	0	10	23.2	13
MTL	1.29	0-0	0-0	1	7.0	5	1	1	2	4		4-2	3.56	1	21	60.2	24
NY	6.55	0-1	0-0	2	11.0	13	8	2	6	4		4-2	3.25	0	25	61.0	22
PHI	0.73	2-0	0-0	2	12.1	6	1	1	4	7		3-2	3.91	2	21	46.0	20
N.L. EAST	4.10	3-3	0-0	9	48.1	48	22	6	19	27		13-8	3.93	3	80	208.1	91
CHI	3.31	0-3	0-0	3	16.1	13	6	2	6	4		3-6	3.33	2	18	51.1	19
CIN	-	-	-	-	-	-	-	-	-	-		1-1	3.81	4	17	28.1	12
HOU	2.57	0-1	0-0	1	7.0	4	2	0	3	3		3-5	4.11	0	19	50.1	23
PIT	8.31	0-1	0-0	1	4.1	5	4	0	4	2		1-2	3.20	4	21	45.0	16
STL	4.32	2-0	0-0	3	16.2	19	8	3	7	17		4-3	4.06	4	28	57.2	26
N.L. CENTRAL	4.06	2-5	0-0	8	44.1	41	20	5	20	26		12-17	3.71	14	103	232.2	96
COL	0.00	0-0	0-0	2	3.0	3	0	0	3	2		5-1	2.72	0	9	36.1	11
LA	3.86	0-1	0-0	2	7.0	7	3	0	5	3		2-3	2.59	1	23	59.0	17
SD	4.50	0-1	0-0	3	16.0	15	8	3	6	10		4-3	2.60	0	25	69.1	20
SF	5.73	1-1	0-0	2	11.0	10	7	0	7	4		1-4	5.67	1	19	39.2	25
N.L. WEST	4.38	1-3	0-0	9	37.0	35	18	3	21	19		12-11	3.22	2	76	204.1	73
CWS	0.00	1-0	0-0	1	8.0	4	0	0	1	3		1-1	1.08	0	3	16.2	2
CLE	-	-	-	-	-	-	-	-	-	-		-	-	-	-	-	-
KC	-	-	-	-	-	-	-	-	-	-		2-1	11.42	0	3	8.2	11
MIL	3.86	1-0	0-0	1	7.0	7	3	2	1	0		1-0	2.25	0	4	16.0	4
MIN	-	-	-	-	-	-	-	-	-	-		1-0	7.36	0	3	11.0	9
A.L. CENTRAL	1.80	2-0	0-0	2	15.0	11	3	2	2	3		5-2	4.47	0	13	52.1	26
	AVG	AB	H	2B	3B	HR	SB-CS	BB	SO	GDP							
VS. LEFT	.269	134	36	6	1	3	3-1	11	13	3							
VS. RIGHT	.244	405	99	19	3	13	11-4	51	62	12							
NONE ON	.255	314	80	15	1	12	0-0	36	43	0							
RUNNERS ON	.244	225	55	10	3	4	14-5	26	32	15							
NONE ON/OUT	.252	139	35	8	0	6	0-0	16	13	0							
SCOR.POS	.186	118	22	5	2	1	7-3	18	18	8							
SCPOS/2OUT	.167	60	10	1	1	0	4-0	7	13	0							
1ST IP	.255	102	26	8	0	1	4-1	16	14	3							
INNINGS 1-6	.253	509	129	23	3	16	13-5	57	72	13							
INNINGS 7+	.200	30	6	2	1	0	1-0	5	3	2							

1997 HIGHS

Most Strikeouts: 6, three times. Last: 9/23 at STL.

Most IP: 8, 6/14 vs. CWS.

Longest Relief Outing: 1.2 IP, 4/7 at COL.

Longest Winning Streak: 5 games, 5/28-6/30.

Longest Losing Streak: 5 games, 4/15-5/23.

CAREER HIGHS

Most Strikeouts: 10, twice. Last: 6/1/95 vs. LA.

Most IP: 9, twice. Last: 7/18/94 at PIT.

Fewest Hits In Complete Game: 0, 4/8/94 at LA.

Longest Relief Appearance: 4 IP, 5/6/92 at PIT.

Longest Winning Streak: 5 games, 5/28 - 6/30/97.

Longest Losing Streak: 7 games, 8/16/90-4/15/91.

MATT MORRIS — DETAILED PITCHING STATISTICS

	1997											M.L. CAREER					
	ERA	W-L	SV-OP	G	IP	H	ER	HR	BB	SO		W-L	ERA	SV	G	IP	ER
BEFORE ASG	2.82	6-5	0-0	17	105.1	103	33	7	30	76		6-5	2.82	0	17	105.1	33
AFTER ASG	3.55	6-4	0-0	16	111.2	105	44	5	39	73		6-4	3.55	0	16	111.2	44
NIGHT	2.22	6-4	0-0	17	117.2	112	29	4	36	75		6-4	2.22	0	17	117.2	29
DAY	4.35	6-5	0-0	16	99.1	96	48	8	33	74		6-5	4.35	0	16	99.1	48
GRASS	3.29	12-8	0-0	30	197.0	188	72	12	62	144		12-8	3.29	0	30	197.0	72
TURF	2.25	0-1	0-0	3	20.0	20	5	0	7	5		0-1	2.25	0	3	20.0	5
HOME	2.73	9-5	0-0	21	141.2	132	43	7	43	108		9-5	2.73	0	21	141.2	43
ROAD	4.06	3-4	0-0	12	75.1	76	34	5	26	41		3-4	4.06	0	12	75.1	34
APRIL	2.65	0-1	0-0	4	17.0	20	5	1	4	12		0-1	2.65	0	4	17.0	5
MAY	2.63	2-2	0-0	6	41.0	35	12	2	11	29		2-2	2.63	0	6	41.0	12
JUNE	2.88	4-1	0-0	6	40.2	42	13	4	11	26		4-1	2.88	0	6	40.2	13
JULY	2.18	2-2	0-0	6	41.1	32	10	1	19	33		2-2	2.18	0	6	41.1	10
AUGUST	5.17	1-2	0-0	5	31.1	38	18	1	11	23		1-2	5.17	0	5	31.1	18
SEPTEMBER	3.74	3-1	0-0	6	45.2	41	19	3	13	26		3-1	3.74	0	6	45.2	19
ATL	4.50	0-2	0-0	3	18.0	20	9	2	6	12		0-2	4.50	0	3	18.0	9
FLA	2.45	3-0	0-0	3	22.0	16	6	1	7	15		3-0	2.45	0	3	22.0	6
MTL	4.50	0-0	0-0	1	6.0	9	3	0	0	5		0-0	4.50	0	1	6.0	3
NY	3.60	0-0	0-0	2	15.0	10	6	0	6	9		0-0	3.60	0	2	15.0	6
PHI	5.40	0-1	0-0	2	10.0	16	6	0	6	4		0-1	5.40	0	2	10.0	6
N.L. EAST	3.80	3-3	0-0	11	71.0	71	30	3	25	45		3-3	3.80	0	11	71.0	30
CHI	4.34	2-1	0-0	4	29.0	25	14	2	11	19		2-1	4.34	0	4	29.0	14
CIN	3.00	0-1	0-0	1	6.0	7	2	1	1	6		0-1	3.00	0	1	6.0	2
HOU	1.64	0-0	0-0	2	11.0	15	2	1	3	5		0-0	1.64	0	2	11.0	2
PIT	3.68	0-2	0-0	2	14.2	13	6	0	7	11		0-2	3.68	0	2	14.2	6
STL	-	-	-	-	-	-	-	-	-	-		-	-	-	-	-	-
N.L. CENTRAL	3.56	2-4	0-0	9	60.2	60	24	4	22	41		2-4	3.56	0	9	60.2	24
COL	6.16	1-1	0-0	3	19.0	17	13	3	7	16		1-1	6.16	0	3	19.0	13
LA	2.57	2-0	0-0	2	14.0	19	4	0	0	9		2-0	2.57	0	2	14.0	4
SD	1.23	1-0	0-0	3	14.2	15	2	0	4	13		1-0	1.23	0	3	14.2	2
SF	0.60	1-1	0-0	2	15.0	10	1	0	7	13		1-1	0.60	0	2	15.0	1
N.L. WEST	2.87	5-2	0-0	10	62.2	61	20	3	18	51		5-2	2.87	0	10	62.2	20
CWS	0.00	0-0	0-0	1	7.0	2	0	0	2	2		0-0	0.00	0	1	7.0	0
CLE	2.16	1-0	0-0	1	8.1	5	2	1	2	6		1-0	2.16	0	1	8.1	2
KC	-	-	-	-	-	-	-	-	-	-		-	-	-	-	-	-
MIL	-	-	-	-	-	-	-	-	-	-		-	-	-	-	-	-
MIN	1.23	1-0	0-0	1	7.1	9	1	1	0	4		1-0	1.23	0	1	7.1	1
A.L. CENTRAL	1.19	2-0	0-0	3	22.2	16	3	2	4	12		2-0	1.19	0	3	22.2	3
	AVG	AB	H	2B	3B	HR	SB-CS	BB	SO	GDP							
VS. LEFT	.259	405	105	18	3	8	5-4	46	80	13							
VS. RIGHT	.257	401	103	14	1	4	6-3	23	69	12							
NONE ON	.249	473	118	18	3	5	0-0	40	90	0							
RUNNERS ON	.270	333	90	14	1	7	11-7	29	59	25							
NONE ON/OUT	.258	209	54	8	0	2	0-0	19	33	0							
SCOR. POS	.286	189	54	9	0	3	2-1	23	36	3							
SCPOS/2OUT	.283	92	26	3	0	1	2-0	9	17	0							
1ST IP	.287	122	35	6	0	2	1-4	15	27	5							
INNINGS 1-6	.255	689	176	29	1	10	10-6	60	128	19							
INNINGS 7+	.274	117	32	3	3	2	1-1	9	21	6							

1997 HIGHS

Most Strikeouts: 9, 7/5 vs. PIT.

Most IP: 9, 9/27 vs. CHI.

Fewest Hits in CG: 5, 5/23 at SF.

Longest Winning Streak: 4 games, 5/29-6/14.

CAREER HIGHS

Most Strikeouts: 9, 7/5/97 vs. PIT.

Most IP: 9, 9/27/97 vs. CHI.

Fewest Hits in CG: 5, 5/23/97 at SF.

Longest Winning Streak: 4 games, 5/29-6/14/97.

STEVE ONTIVEROS — DETAILED PITCHING STATISTICS

	1997										M.L. CAREER (since '87)					
	ERA	W-L	SV-OP	G	IP	H	ER	HR	BB	SO	W-L	ERA	SV	G	IP	ER
BEFORE ASG	-	-	-	-	-	-	-	-	-	-	23-12	3.36	1	69	302.2	113
AFTER ASG	-	-	-	-	-	-	-	-	-	-	7-13	4.23	0	50	206.1	97
NIGHT	-	-	-	-	-	-	-	-	-	-	20-16	3.64	1	87	351.0	142
DAY	-	-	-	-	-	-	-	-	-	-	10-9	3.87	0	34	158.0	68
GRASS	-	-	-	-	-	-	-	-	-	-	26-20	3.68	0	90	420.2	172
TURF	-	-	-	-	-	-	-	-	-	-	4-5	3.87	1	29	88.1	38
HOME	-	-	-	-	-	-	-	-	-	-	14-14	3.38	0	56	258.0	97
ROAD	-	-	-	-	-	-	-	-	-	-	16-11	4.05	1	63	251.0	113
APRIL	-	-	-	-	-	-	-	-	-	-	5-2	3.79	0	17	59.1	25
MAY	-	-	-	-	-	-	-	-	-	-	6-4	3.99	1	26	97.0	43
JUNE	-	-	-	-	-	-	-	-	-	-	11-3	2.16	0	20	112.2	27
JULY	-	-	-	-	-	-	-	-	-	-	2-7	3.81	0	14	85.0	36
AUGUST	-	-	-	-	-	-	-	-	-	-	2-5	4.79	0	17	67.2	36
SEPT/OCT	-	-	-	-	-	-	-	-	-	-	4-4	4.43	0	25	87.1	43
ATL	-	-	-	-	-	-	-	-	-	-	-	-	-	-	-	-
FLA	-	-	-	-	-	-	-	-	-	-	-	-	-	-	-	-
MON	-	-	-	-	-	-	-	-	-	-	1-0	1.64	0	3	11.0	2
NY	-	-	-	-	-	-	-	-	-	-	0-0	1.80	0	1	5.0	1
PHI	-	-	-	-	-	-	-	-	-	-	-	-	-	-	-	-
N.L. EAST	-	-	-	-	-	-	-	-	-	-	1-0	1.69	0	4	16.0	3
CHI	-	-	-	-	-	-	-	-	-	-	1-0	0.75	0	3	12.0	1
CIN	-	-	-	-	-	-	-	-	-	-	-	-	-	-	-	-
HOU	-	-	-	-	-	-	-	-	-	-	-	-	-	-	-	-
PIT	-	-	-	-	-	-	-	-	-	-	0-0	7.27	0	2	8.2	7
STL	-	-	-	-	-	-	-	-	-	-	0-1	11.25	0	2	4.0	5
N.L. CENTRAL	-	-	-	-	-	-	-	-	-	-	1-1	4.74	0	7	24.2	13
COL	-	-	-	-	-	-	-	-	-	-	-	-	-	-	-	-
LA	-	-	-	-	-	-	-	-	-	-	-	-	-	-	-	-
SD	-	-	-	-	-	-	-	-	-	-	-	-	-	-	-	-
SF	-	-	-	-	-	-	-	-	-	-	-	-	-	-	-	-
N.L. WEST	-	-	-	-	-	-	-	-	-	-	-	-	-	-	-	-
CWS	-	-	-	-	-	-	-	-	-	-	5-3	3.36	0	10	56.1	21
CLE	-	-	-	-	-	-	-	-	-	-	2-1	5.32	0	4	23.2	14
KC	-	-	-	-	-	-	-	-	-	-	4-2	1.55	0	11	46.1	8
MIL	-	-	-	-	-	-	-	-	-	-	1-3	4.15	0	9	34.2	16
MIN	-	-	-	-	-	-	-	-	-	-	1-1	6.06	0	4	16.1	11
A.L. CENTRAL	-	-	-	-	-	-	-	-	-	-	13-10	3.55	0	38	177.1	70
	AVG	AB	H	2B	3B	HR	SB-CS	BB	SO	GDP						
VS. LEFT	-	-	-	-	-	-	-	-	-	-						
VS. RIGHT	-	-	-	-	-	-	-	-	-	-						
NONE ON	-	-	-	-	-	-	-	-	-	-						
RUNNERS ON	-	-	-	-	-	-	-	-	-	-						
NONE ON/OUT	-	-	-	-	-	-	-	-	-	-						
SCOR.POS	-	-	-	-	-	-	-	-	-	-						
SCPOS/2 OUT	-	-	-	-	-	-	-	-	-	-						
1ST IP	-	-	-	-	-	-	-	-	-	-						
INNINGS 1-6	-	-	-	-	-	-	-	-	-	-						
INNINGS 7+	-	-	-	-	-	-	-	-	-	-						

CAREER HIGHS

Most Strikeouts: 9, 9/24/95 at SEA.

Most IP: 9. Last: 5/27/95 at NY.

Fewest Hits in CG: 1, 5/27/95 at NY.

Longest Winning Streak: 5 games, 1987.

LUIS ORDAZ — DETAILED HITTING STATISTICS

	1997										M.L. CAREER				
	AVG	G	AB	H	2B	3B	HR	RBI	SB	AVG	AB	H	HR	RBI	
BEFORE ASG	-	-	-	-	-	-	-	-	-	-	-	-	-	-	
AFTER ASG	.273	12	22	6	1	0	0	1	3	.273	22	6	0	1	
NIGHT	.308	8	13	4	1	0	0	1	1	.308	13	4	0	1	
DAY	.222	4	9	2	0	0	0	0	2	.222	9	2	0	0	
GRASS	.200	10	15	3	0	0	0	1	2	.200	15	3	0	1	
TURF	.429	2	7	3	1	0	0	0	1	.429	7	3	0	0	
HOME	.200	8	15	3	0	0	0	1	2	.200	15	3	0	1	
ROAD	.429	4	7	3	1	0	0	0	1	.429	7	3	0	0	
APRIL	-	-	-	-	-	-	-	-	-	-	-	-	-	-	
MAY	-	-	-	-	-	-	-	-	-	-	-	-	-	-	
JUNE	-	-	-	-	-	-	-	-	-	-	-	-	-	-	
JULY	-	-	-	-	-	-	-	-	-	-	-	-	-	-	
AUGUST	-	-	-	-	-	-	-	-	-	-	-	-	-	-	
SEPTEMBER	.273	12	22	6	1	0	0	1	3	.273	22	6	0	1	
ATL	-	-	-	-	-	-	-	-	-	-	-	-	-	-	
FLA	-	-	-	-	-	-	-	-	-	-	-	-	-	-	
MTL	-	-	-	-	-	-	-	-	-	-	-	-	-	-	
NY	-	-	-	-	-	-	-	-	-	-	-	-	-	-	
PHI	-	-	-	-	-	-	-	-	-	-	-	-	-	-	
N.L. EAST	-	-	-	-	-	-	-	-	-	-	-	-	-	-	
CHI	.333	4	9	3	0	0	0	0	2	.333	9	3	0	0	
CIN	.000	3	3	0	0	0	0	1	0	.000	3	0	0	1	
HOU	-	-	-	-	-	-	-	-	-	-	-	-	-	-	
PIT	.429	2	7	3	1	0	0	0	1	.429	7	3	0	0	
STL	-	-	-	-	-	-	-	-	-	-	-	-	-	-	
N.L. CENTRAL	.315	9	19	6	1	0	0	1	3	.315	19	6	0	1	
COL	.000	1	0	0	0	0	0	0	0	.000	0	0	0	0	
LA	.000	1	1	0	0	0	0	0	0	.000	1	0	0	0	
SD	-	-	-	-	-	-	-	-	-	-	-	-	-	-	
SF	-	-	-	-	-	-	-	-	-	-	-	-	-	-	
N.L. WEST	.000	2	1	0	0	0	0	0	0	.000	1	0	0	0	
CWS	.000	1	2	0	0	0	0	0	0	.000	2	0	0	0	
CLE	-	-	-	-	-	-	-	-	-	-	-	-	-	-	
KC	-	-	-	-	-	-	-	-	-	-	-	-	-	-	
MIL	-	-	-	-	-	-	-	-	-	-	-	-	-	-	
MIN	-	-	-	-	-	-	-	-	-	-	-	-	-	-	
A.L. CENTRAL	.000	1	2	0	0	0	0	0	0	.000	2	0	0	0	
vs. LEFT	.000	-	2	0	0	0	0	0	0						
vs. RIGHT	.300	-	20	6	1	0	0	1	3						
NONE ON	.429	-	14	6	1	0	0	0	0						
RUNNERS ON	.000	-	8	0	0	0	0	1	3						
NONE ON/OUT	.750	-	4	3	0	0	0	0	0						
SCOR. POS	.000	-	3	0	0	0	0	1	0						
SCPOS/2 OUT	.000	-	2	0	0	0	0	0	0						
BATTING #1	.500	-	6	3	1	0	0	0	1						
BATTING #2	.000	-	3	0	0	0	0	1	0						
BATTING #3	-	-	-	-	-	-	-	-	-						
BATTING #4	-	-	-	-	-	-	-	-	-						
BATTING #5	-	-	-	-	-	-	-	-	-						
BATTING #6	.000	-	1	0	0	0	0	0	0						
BATTING #7	.000	-	0	0	0	0	0	0	0						
BATTING #8	.250	-	12	3	0	0	0	0	2						
BATTING #9	.000	-	0	0	0	0	0	0	0						
INNINGS 1-6	.250	7	16	4	1	0	0	1	2						
INNINGS 7+	.333	6	6	2	0	0	0	0	1						

1997 HIGHS

Most Hits: 3, 9/20 at PIT.
 Most Runs: 2, 9/27 vs. CHI.
 Most SB: 2, 9/27 vs. CHI.
 Longest Hitting Streak: 3 games, 9/26-28.

CAREER HIGHS

Most Hits: 3, 9/20/97 at PIT.
 Most Runs: 2, 9/27/97 vs. CHI.
 Most SB: 2, 9/27/97 vs. CHI.
 Longest Hitting Streak: 3 games, 9/26-28/97.

DONOVAN OSBORNE — DETAILED PITCHING STATISTICS

	1997											M.L. CAREER					
	ERA	W-L	SV-OP	G	IP	H	ER	HR	BB	SO		W-L	ERA	SV	G	IP	ER
BEFORE ASG	3.60	1-2	0-0	6	35.0	39	14	3	11	26		24-16	3.38	0	62	391.0	147
AFTER ASG	5.96	2-5	0-0	8	45.1	45	30	7	12	25		17-22	4.37	0	61	336.0	263
NIGHT	4.55	1-5	0-0	10	57.1	60	29	6	17	38		31-26	3.64	0	80	477.0	193
DAY	5.87	2-2	0-0	4	23.0	24	15	4	6	13		10-12	4.21	0	43	250.0	117
GRASS	4.10	3-3	0-0	10	59.1	59	27	6	17	36		19-16	4.07	0	55	334.0	151
TURF	7.29	0-4	0-0	4	21.0	25	17	4	6	15		22-22	3.64	0	68	393.0	159
HOME	3.18	2-1	0-0	5	34.0	27	12	1	7	22		25-12	3.19	0	60	369.2	131
ROAD	6.22	1-6	0-0	9	46.1	57	32	9	16	29		16-26	4.51	0	63	357.1	179
APRIL	3.00	1-2	0-0	5	33.0	34	11	2	10	25		5-4	3.28	0	18	107.0	39
MAY	13.50	0-0	0-0	1	2.0	5	3	1	1	1		7-6	3.49	0	21	134.0	52
JUNE	-	-	-	-	-	-	-	-	-	-		7-4	3.31	0	16	106.0	39
JULY	3.60	0-1	0-0	1	5.0	4	2	1	3	6		7-8	4.80	0	21	110.2	59
AUGUST	5.75	2-3	0-0	6	36.0	34	23	5	7	19		7-12	4.07	0	29	159.1	72
SEPTEMBER	10.38	0-1	0-0	1	4.1	7	5	1	2	0		8-4	4.01	0	18	110.0	49
ATL	-	-	-	-	-	-	-	-	-	-		1-2	4.95	0	7	40.0	22
FLA	3.00	0-1	0-0	1	6.0	7	2	1	4	6		0-3	3.95	0	7	41.0	18
MTL	3.68	0-1	0-0	2	14.2	12	6	0	4	7		2-5	4.06	0	10	57.2	26
NY	11.05	0-1	0-0	2	7.1	12	9	2	2	3		1-1	4.15	0	9	47.2	22
PHI	7.20	1-1	0-0	2	10.0	10	8	2	1	6		5-5	4.81	0	12	63.2	34
N.L. EAST	5.92	1-4	0-0	7	38.0	41	25	5	11	22		9-16	4.39	0	45	250.0	122
CHI	-	-	-	-	-	-	-	-	-	-		2-4	3.89	0	7	46.1	20
CIN	-	-	-	-	-	-	-	-	-	-		3-1	4.79	0	8	47.0	25
HOU	4.00	0-2	0-0	3	18.0	18	8	2	5	16		5-5	4.02	0	14	85.0	38
PIT	-	-	-	-	-	-	-	-	-	-		5-3	2.71	0	12	66.1	20
STL	-	-	-	-	-	-	-	-	-	-		-	-	-	-	-	-
N.L. CENTRAL	4.00	0-2	0-0	3	18.0	18	8	2	5	16		15-13	3.79	0	41	244.2	103
COL	4.76	1-1	0-0	2	11.1	12	6	1	4	6		2-2	5.29	0	6	32.1	19
LA	2.57	0-0	0-0	1	7.0	8	2	0	2	3		3-2	4.10	0	9	52.2	24
SD	-	-	-	-	-	-	-	-	-	-		7-2	2.49	0	13	83.2	23
SF	-	-	-	-	-	-	-	-	-	-		4-3	2.50	0	8	57.2	16
N.L. WEST	3.93	1-1	0-0	3	18.1	20	8	1	6	9		16-9	3.26	0	36	226.1	82
CWS	-	-	-	-	-	-	-	-	-	-		-	-	-	-	-	-
CLE	-	-	-	-	-	-	-	-	-	-		-	-	-	-	-	-
KC	4.50	1-0	0-0	1	6.0	5	3	2	1	4		1-0	4.50	0	1	6.0	3
MIL	-	-	-	-	-	-	-	-	-	-		-	-	-	-	-	-
MIN	-	-	-	-	-	-	-	-	-	-		-	-	-	-	-	-
A.L. CENTRAL	4.50	1-0	0-0	1	6.0	5	3	2	1	4		1-0	4.50	0	1	6.0	3
	AVG	AB	H	2B	3B	HR	SB-CS	BB	SO	GDP							
VS. LEFT	.343	35	12	2	0	0	0-1	2	9	0							
VS. RIGHT	.265	272	72	15	1	10	3-4	21	42	6							
NONE ON	.270	174	47	11	1	5	0-0	15	30	0							
RUNNERS ON	.278	133	37	6	0	5	3-5	8	21	6							
NONE ON/OUT	.364	77	28	8	1	2	0-0	8	14	0							
SCOR.POS	.266	79	21	4	0	2	0-1	7	17	2							
SCPOS/2OUT	.290	31	9	3	0	2	0-0	2	8	0							
1ST IP	.204	49	10	2	1	0	1-2	5	12	1							
INNINGS 1-6	.278	284	79	15	1	10	3-5	22	49	5							
INNINGS 7+	.217	23	5	2	0	0	0-0	1	2	1							

1997 HIGHS

Most Strikeouts: 6, five times. Last: 8/8 vs. PHI.
 Most IP: 7.2 IP, 8/26 vs. MTL.

CAREER HIGHS

Most Strikeouts: 10, 5/7/92 vs SF.
 Most IP: 9, three times. Last time, 7/3/96 vs CIN.
 Fewest Hits in CG: 4, 7/3/96 vs CIN.
 Longest Winning Streak: 6 games, 6/14-7/19/93.
 Longest Losing Streak: 7 games, 8/23/93-8/29/95.

TOM PAGNOZZI — DETAILED HITTING STATISTICS

	1997										M.L. CAREER				
	AVG	G	AB	H	2B	3B	HR	RBI	SB	AVG	AB	H	HR	RBI	
BEFORE ASG	.250	4	8	2	0	0	0	0	0	.260	1437	373	24	169	
AFTER ASG	.214	21	42	9	3	0	1	8	0	.250	1299	325	19	141	
NIGHT	.231	19	39	9	2	0	1	6	0	.249	1902	473	27	194	
DAY	.182	6	11	2	1	0	0	2	0	.270	834	225	16	116	
GRASS	.239	22	46	11	3	0	1	8	0	.285	1021	291	22	143	
TURF	.000	3	4	0	0	0	0	0	0	.237	1715	407	21	167	
HOME	.286	14	28	8	1	0	1	4	0	.257	1297	333	23	144	
ROAD	.136	11	22	3	2	0	0	4	0	.254	1439	365	20	166	
APRIL	.250	4	8	2	0	0	0	0	0	.236	271	64	2	22	
MAY	-	-	-	-	-	-	-	-	-	.283	513	145	10	76	
JUNE	-	-	-	-	-	-	-	-	-	.239	482	115	8	50	
JULY	-	-	-	-	-	-	-	-	-	.258	488	126	9	60	
AUGUST	.226	10	31	7	1	0	1	6	0	.224	531	119	10	52	
SEPTEMBER	.182	11	11	2	2	0	0	2	0	.306	451	138	4	50	
ATL	.200	2	5	1	0	0	0	0	0	.221	213	47	2	23	
FLA	.333	2	3	1	0	0	0	0	0	.358	109	39	5	18	
MTL	.375	2	8	3	0	0	0	2	0	.246	244	60	4	21	
NY	.143	2	7	1	0	0	1	2	0	.287	237	68	3	34	
PHI	-	-	-	-	-	-	-	-	-	.276	246	68	2	30	
N.L. EAST	.261	8	23	6	0	0	1	4	0	.269	1049	282	16	126	
CHI	.000	2	2	0	0	0	0	0	0	.295	285	84	4	43	
CIN	1.000	2	1	1	1	0	0	0	0	.223	197	44	3	18	
HOU	-	-	-	-	-	-	-	-	-	.220	227	50	4	13	
PIT	.000	2	1	0	0	0	0	0	0	.205	264	54	6	26	
STL	-	-	-	-	-	-	-	-	-	-	-	-	-	-	
N.L. CENTRAL	.250	6	4	1	1	0	0	0	0	.238	973	232	17	100	
COL	.167	4	12	2	1	0	0	2	0	.302	126	38	2	19	
LA	.000	1	1	0	0	0	0	0	0	.237	190	45	2	26	
SD	-	-	-	-	-	-	-	-	-	.219	192	42	4	20	
SF	.500	3	2	1	0	0	0	0	0	.293	198	58	2	17	
N.L. WEST	.200	8	15	3	1	0	0	2	0	.259	706	183	20	82	
CWS	.000	1	0	0	0	0	0	0	0	.000	0	0	0	0	
CLE	-	-	-	-	-	-	-	-	-	-	-	-	-	-	
KC	.125	2	8	1	1	0	0	2	0	.125	8	1	0	2	
MIL	-	-	-	-	-	-	-	-	-	-	-	-	-	-	
MIN	-	-	-	-	-	-	-	-	-	-	-	-	-	-	
A.L. CENTRAL	.125	3	8	1	1	0	0	2	0	.125	8	1	0	2	
vs. LEFT	.357	-	14	5	2	0	0	2	0						
vs. RIGHT	.167	-	36	6	1	0	1	6	0						
NONE ON	.125	-	24	3	0	0	0	0	0						
RUNNERS ON	.308	-	26	8	3	0	1	8	0						
NONE ON/OUT	.111	-	9	1	0	0	0	0	0						
SCOR. POS	.211	-	19	4	2	0	0	6	0						
SCPOS/2 OUT	.125	-	8	1	1	0	0	2	0						
BATTING #1	-	-	-	-	-	-	-	-	-						
BATTING #2	-	-	-	-	-	-	-	-	-						
BATTING #3	-	-	-	-	-	-	-	-	-						
BATTING #4	-	-	-	-	-	-	-	-	-						
BATTING #5	.000	-	6	0	0	0	0	0	0						
BATTING #6	.000	-	0	0	0	0	0	0	0						
BATTING #7	.219	-	32	7	0	0	1	4	0						
BATTING #8	.250	-	4	1	1	0	0	2	0						
BATTING #9	.375	-	8	3	2	0	0	2	0						
INNINGS 1-6	.219	15	32	7	2	0	1	5	0						
INNINGS 7+	.222	16	18	4	1	0	0	3	0						

1997 HIGHS

Most Hits: 3, 8/28 vs. MTL

Most RBI: 2, four times. Last: 9/6 at COL

CAREER HIGHS

Most Hits: 4, twice. Last time, 4/17/95 vs PHI.

Most RBI: 6, 5/26/91 at NY.

Most Runs: 3, three times. Last time, 8/10/94 at FLA.

Most HR: 2, three times. Last time, 9/4/96 vs HOU.

Most Walks: 3, three times. Last time, 4/28/93 at COL.

Longest Hitting Streak: 12 games, 5/18-6/3/94.

Last Grand Slam: 6/18/94 vs PIT.

LANCE PAINTER — DETAILED PITCHING STATISTICS

	1997											M.L. CAREER					
	ERA	W-L	SV-OP	G	IP	H	ER	HR	BB	SO		W-L	ERA	SV	G	IP	ER
BEFORE ASG	13.50	0-0	0-0	5	4.0	6	6	1	2	1		6-7	7.46	0	50	114.2	95
AFTER ASG	2.08	1-1	0-0	9	13.0	7	3	0	6	10		8-4	3.65	1	56	111.0	45
NIGHT	5.06	0-0	0-0	10	10.2	9	6	1	5	5		8-5	5.29	0	69	146.1	86
DAY	4.26	1-1	0-0	4	6.1	4	3	0	3	6		6-6	6.13	1	37	79.1	54
GRASS	3.77	1-1	0-0	10	14.1	12	6	0	6	11		13-9	5.71	0	83	176.2	112
TURF	10.13	0-0	0-0	4	2.2	1	3	1	2	0		1-2	5.14	1	23	49.0	28
HOME	0.00	1-0	0-0	4	7.1	1	0	0	3	9		10-4	5.96	0	54	116.1	77
ROAD	8.38	0-1	0-0	10	9.2	12	9	1	5	2		4-7	5.19	1	52	109.1	63
APRIL	6.75	0-0	0-0	2	1.1	1	1	1	0	0		1-1	5.87	0	12	23.0	15
MAY	16.88	0-0	0-0	3	2.2	5	5	0	2	1		1-4	10.42	0	16	33.2	39
JUNE	-	-	-	-	-	-	-	-	-	-		4-0	7.91	0	18	38.2	34
JULY	-	-	-	-	-	-	-	-	-	-		1-4	3.32	0	22	59.2	22
AUGUST	-	-	-	-	-	-	-	-	-	-		3-1	4.13	1	16	32.2	15
SEPTEMBER	2.08	1-1	0-0	9	13.0	7	3	0	6	10		4-1	3.55	0	22	38.0	15
ATL	10.13	0-0	0-0	2	2.2	5	3	0	0	1		2-2	7.03	0	11	24.1	19
FLA	-	-	-	-	-	-	-	-	-	-		0-2	3.77	0	4	14.1	6
MTL	9.00	0-0	0-0	1	1.0	1	1	1	0	0		1-2	5.68	0	8	19.0	12
NY	-	-	-	-	-	-	-	-	-	-		1-0	3.80	0	8	23.2	10
PHI	99.00	0-0	0-0	1	0.0	0	2	0	2	0		1-1	5.89	0	10	18.1	12
N.L. EAST	14.71	0-0	0-0	4	3.2	6	6	1	2	1		5-7	5.33	0	41	99.2	59
CHI	4.50	1-0	0-0	2	4.0	3	2	0	1	4		1-0	4.80	0	8	15.0	8
CIN	0.00	0-0	0-0	2	3.2	1	0	0	3	4		0-0	2.92	1	7	12.1	4
HOU	0.00	0-0	0-0	1	0.1	0	0	0	0	0		2-0	5.81	0	8	21.2	14
PIT	0.00	0-0	0-0	1	1.1	0	0	0	0	0		2-0	3.31	0	7	16.1	6
STL	-	-	-	-	-	-	-	-	-	-		2-0	2.84	0	9	19.0	6
N.L. CENTRAL	1.93	1-0	0-0	6	9.1	4	2	0	4	8		7-0	4.06	1	39	84.1	38
COL	0.00	0-0	0-0	1	0.2	2	0	0	0	0		0-0	0.00	0	1	0.2	0
LA	-	-	-	-	-	-	-	-	-	-		1-0	10.06	0	9	17.0	19
SD	0.00	0-0	0-0	1	1.2	0	0	0	0	2		0-2	9.50	0	11	18.0	19
SF	5.39	0-1	0-0	2	1.2	1	1	0	2	0		1-2	7.50	0	5	6.0	5
N.L. WEST	2.25	0-1	0-0	4	4.0	3	1	0	2	2		2-4	9.29	0	26	41.2	43
CWS	-	-	-	-	-	-	-	-	-	-		-	-	-	-	-	-
CLE	-	-	-	-	-	-	-	-	-	-		-	-	-	-	-	-
KC	-	-	-	-	-	-	-	-	-	-		-	-	-	-	-	-
MIL	-	-	-	-	-	-	-	-	-	-		-	-	-	-	-	-
MIN	-	-	-	-	-	-	-	-	-	-		-	-	-	-	-	-
A.L. CENTRAL	-	-	-	-	-	-	-	-	-	-		-	-	-	-	-	-
	AVG	AB	H	2B	3B	HR	SB-CS	BB	SO	GDP							
VS .LEFT	.250	24	6	0	1	1	0-1	2	6	0							
VS .RIGHT	.189	37	7	2	0	0	0-1	6	5	1							
NONE ON	.171	41	7	1	0	1	0-0	4	8	0							
RUNNERS ON	.300	20	6	1	1	0	0-2	4	3	1							
NONE ON/OUT	.059	17	1	0	0	0	0-0	2	2	0							
SCOR.POS	.500	8	4	0	0	0	0-0	4	0	0							
SCPOS/2OUT	.667	3	2	0	0	0	0-0	3	0	0							
1ST IP	.200	40	8	1	1	1	0-1	6	6	1							
INNINGS 1-6	.214	14	3	1	0	0	0-1	1	3	0							
INNINGS 7+	.213	47	10	1	1	1	0-1	7	8	1							

1997 HIGHS

Most Strikeouts: 3, 9/23 vs. CIN & 9/28 vs. CHI.

Most IP: 2, four times.

Longest Scoreless Streak: 7 IP, 9/20-28.

CAREER HIGHS

Most Strikeouts: 6, twice. Last time, 4/7/96 at MTL.

Most IP: 9, 8/29/93 at NY.

Longest Winning Streak: 4 games, 4/27-6/14/96.

Longest Losing Streak: 2 games, three times. Last time, 7/22-7/27/94.

Longest Relief Appearance: 4 IP, twice. Last time, 7/4/96 at LA.

MARK PETKOVSEK — DETAILED PITCHING STATISTICS

	1997											M.L. CAREER					
	ERA	W-L	SV-OP	G	IP	H	ER	HR	BB	SO		W-L	ERA	SV	G	IP	ER
BEFORE ASG	3.40	4-4	1-1	30	55.2	60	21	7	18	27		13-7	4.60	1	70	172.0	88
AFTER ASG	7.36	0-3	1-1	25	40.1	49	33	7	13	24		11-9	4.79	1	89	191.2	102
NIGHT	4.63	2-4	1-1	34	58.1	68	30	7	21	33		16-11	4.33	1	111	272.1	131
DAY	5.73	2-3	1-1	21	37.2	41	24	7	10	18		8-5	5.81	1	48	91.1	59
GRASS	5.05	3-6	2-2	44	73.0	81	41	12	24	34		18-12	5.28	2	106	216.1	127
TURF	5.09	1-1	0-0	11	23.0	28	13	2	7	17		6-4	3.85	0	53	147.1	63
HOME	3.77	2-1	0-0	28	45.1	48	19	4	13	19		16-4	3.66	0	84	194.0	79
ROAD	6.22	2-6	2-2	27	50.2	61	35	10	18	32		8-12	5.89	2	75	169.2	111
APRIL	1.96	2-3	0-0	8	23.0	18	5	2	5	13		3-3	2.45	0	11	33.0	9
MAY	2.70	0-1	0-0	9	13.1	16	4	2	6	3		2-2	4.38	0	20	49.1	24
JUNE	5.40	1-0	1-1	10	15.0	20	9	2	6	11		7-2	5.35	1	32	70.2	42
JULY	7.71	1-0	0-0	10	16.1	22	14	2	6	4		5-3	4.96	0	31	85.1	36
AUGUST	8.36	0-1	0-0	9	14.0	18	13	5	3	10		3-2	4.65	0	38	79.1	41
SEPTEMBER	5.65	0-2	1-1	9	14.1	15	9	1	5	10		4-4	5.18	1	27	66.0	38
ATL	3.86	0-1	0-0	4	2.1	5	1	1	2	3		0-2	4.61	0	8	13.2	7
FLA	3.00	0-1	0-0	3	3.0	1	1	1	2	1		0-2	3.08	0	13	26.1	9
MTL	2.45	1-1	0-0	4	11.0	12	3	1	1	8		3-2	3.94	0	9	16.0	7
NY	0.00	0-0	0-0	3	4.1	1	0	0	0	2		3-0	2.96	0	10	24.1	8
PHI	3.86	0-0	0-0	3	7.0	11	3	1	2	2		0-0	2.30	0	7	15.2	4
N.L. EAST	2.60	1-3	0-0	17	27.2	30	8	4	7	16		6-6	3.28	0	47	96.0	35
CHI	13.50	0-0	0-0	2	2.0	4	3	1	1	2		1-1	6.35	0	12	22.2	16
CIN	1.80	1-1	0-0	6	10.0	9	2	0	2	7		1-1	2.79	0	12	29.0	9
HOU	4.26	0-0	0-0	5	6.1	6	3	0	3	3		0-2	9.00	0	9	14.0	14
PIT	10.38	0-0	0-0	6	8.2	14	10	2	4	8		0-0	6.53	0	12	20.2	15
STL	-	-	-	-	-	-	-	-	-	-		0-0	0.00	0	3	3.0	0
N.L. CENTRAL	6.00	1-1	0-0	19	27.0	33	18	3	10	20		2-4	5.44	0	48	89.1	54
COL	7.59	0-2	1-1	5	10.2	13	9	3	2	1		4-3	5.09	1	19	58.1	33
LA	2.25	0-1	0-0	2	4.0	2	1	0	3	3		3-1	4.69	0	14	40.1	21
SD	0.00	1-0	1-1	5	13.0	6	0	0	3	7		6-0	0.92	1	13	29.1	3
SF	6.75	0-0	0-0	3	8.0	12	6	0	2	1		2-1	4.39	0	10	35.1	17
N.L. WEST	4.04	1-3	2-2	15	35.2	33	16	3	10	12		15-5	4.08	2	56	163.1	74
CWS	-	-	-	-	-	-	-	-	-	-		-	-	-	-	-	-
CLE	40.50	0-0	0-0	1	0.2	5	3	1	1	1		0-0	40.30	0	1	0.2	3
KC	40.50	0-0	0-0	1	2.0	7	9	3	2	2		0-0	22.94	0	4	6.2	17
MIL	0.00	0-0	0-0	1	1.0	1	0	0	1	0		0-0	0.00	0	1	1.0	0
MIN	0.00	1-0	0-0	1	2.0	0	0	0	0	0		1-0	0.00	0	4	2.0	0
A.L. CENTRAL	19.05	1-0	0-0	4	5.2	13	12	4	4	3		1-0	17.42	0	10	10.1	20
	AVG	AB	H	2B	3B	HR	SB-CS	BB	SO	GDP							
VS. LEFT	.262	168	44	7	1	3	5-1	10	22	4							
VS. RIGHT	.317	205	65	8	5	11	2-3	21	29	8							
NONE ON	.246	224	55	8	2	8	0-0	15	37	0							
RUNNERS ON	.362	149	54	7	4	6	7-4	16	14	12							
NONEON/OUT	.221	95	21	3	1	3	0-0	4	14	0							
SCOR. POS	.379	87	33	4	3	3	3-0	13	9	4							
SCPOS/2OUT	.259	27	7	0	0	2	1-0	5	3	0							
1ST IP	.322	199	64	9	3	5	5-3	20	29	8							
INNINGS 1-6	.294	170	50	8	4	6	5-0	13	22	3							
INNINGS 7+	.291	203	59	7	2	8	2-4	18	29	9							

1997 HIGHS

Most Strikeouts: 4, 4/2 at MTL & 6/11 at SD.

Most IP: 6, 4/19 at SD(1).

Longest Losing Streak: 3 games, 8/6-9/25.

CAREER HIGHS

Most Strikeouts: 10, 8/16/95 at SF.

Most IP: 9, 6/20/95 vs LA.

Fewest Hits in CG: 8, 6/20/95 vs LA.

Last SHO: 6/20/95 vs LA.

Longest Winning Streak: 5 games, twice. Last time, 7/28-9/10/96.

Longest Relief Appearance: 6 IP, 4/19/97 at SD(1).

BRADY RAGGIO — DETAILED PITCHING STATISTICS

	1997											M.L. CAREER					
	ERA	W-L	SV-OP	G	IP	H	ER	HR	BB	SO		W-L	ERA	SV	G	IP	ER
BEFORE ASG	8.00	1-1	0-0	6	18.0	29	16	0	9	12		1-1	8.00	0	6	18.0	16
AFTER ASG	5.40	0-1	0-0	9	13.1	15	8	1	7	9		0-1	5.40	0	9	13.1	8
NIGHT	5.57	1-1	0-0	9	21.0	26	13	1	11	16		1-1	5.57	0	9	21.0	13
DAY	9.58	0-1	0-0	6	10.1	18	11	0	5	5		0-1	9.58	0	6	10.1	11
GRASS	7.28	1-2	0-0	14	29.2	44	24	1	16	20		1-2	7.28	0	14	29.2	24
TURF	0.00	0-0	0-0	1	1.2	0	0	0	0	1		0-0	0.00	0	1	1.2	0
HOME	4.50	0-1	0-0	5	12.0	14	6	0	9	10		0-1	4.50	0	5	12.0	6
ROAD	8.38	1-1	0-0	10	19.1	30	18	1	7	11		1-1	8.38	0	10	19.1	18
APRIL	9.00	1-1	0-0	2	9.0	14	9	0	5	6		1-1	9.00	0	2	9.0	9
MAY	7.00	0-0	0-0	4	9.0	15	7	0	4	6		0-0	7.00	0	4	9.0	7
JUNE	-	-	-	-	-	-	-	-	-	-		-	-	-	-	-	-
JULY	-	-	-	-	-	-	-	-	-	-		-	-	-	-	-	-
AUGUST	-	-	-	-	-	-	-	-	-	-		-	-	-	-	-	-
SEPTEMBER	5.40	0-1	0-0	9	13.1	15	8	1	7	9		0-1	5.40	0	9	13.1	8
ATL	12.00	0-0	0-0	2	3.0	7	4	0	0	2		0-0	12.00	0	2	3.0	4
FLA	3.38	1-0	0-0	1	5.1	5	2	0	3	3		1-0	3.38	0	1	5.1	2
MTL	-	-	-	-	-	-	-	-	-	-		-	-	-	-	-	-
NY	9.00	0-0	0-0	1	2.0	4	2	0	2	0		0-0	9.00	0	1	2.0	2
PHI	2.25	0-0	0-0	1	4.0	4	1	0	2	4		0-0	2.25	0	1	4.0	1
N.L. EAST	5.65	1-0	0-0	5	14.1	20	9	0	7	9		1-0	5.65	0	5	14.1	9
CHI	0.00	0-0	0-0	2	3.0	1	0	0	0	2		0-0	0.00	0	2	3.0	0
CIN	6.00	0-0	0-0	1	3.0	5	2	0	3	3		0-0	6.00	0	1	3.0	2
HOU	-	-	-	-	-	-	-	-	-	-		-	-	-	-	-	-
PIT	0.00	0-0	0-0	1	1.2	0	0	0	0	1		0-0	0.00	0	1	1.2	0
STL	-	-	-	-	-	-	-	-	-	-		-	-	-	-	-	-
N.L. CENTRAL	2.35	0-0	0-0	4	7.2	6	2	0	3	6		0-0	2.35	0	4	7.2	2
COL	16.20	0-0	0-0	3	1.2	4	3	1	0	1		0-0	16.17	0	3	1.2	3
LA	13.50	0-1	0-0	1	2.0	4	3	0	3	1		0-1	13.50	0	1	2.0	3
SD	11.12	0-1	0-0	2	5.2	10	7	0	3	4		0-1	11.11	0	2	5.2	7
SF	-	-	-	-	-	-	-	-	-	-		-	-	-	-	-	-
N.L. WEST	12.54	0-2	0-0	6	9.1	18	13	1	6	6		0-2	12.54	0	6	9.1	13
CWS	-	-	-	-	-	-	-	-	-	-		-	-	-	-	-	-
CLE	-	-	-	-	-	-	-	-	-	-		-	-	-	-	-	-
KC	-	-	-	-	-	-	-	-	-	-		-	-	-	-	-	-
MIL	-	-	-	-	-	-	-	-	-	-		-	-	-	-	-	-
MIN	-	-	-	-	-	-	-	-	-	-		-	-	-	-	-	-
A.L. CENTRAL	-	-	-	-	-	-	-	-	-	-		-	-	-	-	-	-
	AVG	AB	H	2B	3B	HR	SB-CS	BB	SO	GDP							
VS. LEFT	.456	57	26	4	0	0	2-1	7	4	1							
VS. RIGHT	.243	74	18	3	0	1	2-2	9	17	1							
NONE ON	.271	59	16	2	0	1	0-0	7	10	0							
RUNNERS ON	.389	72	28	5	0	0	4-3	9	11	2							
NONE ON/OUT	.276	29	8	2	0	0	0-0	2	2	0							
SCOR.POS	.381	42	16	4	0	0	1-1	6	5	0							
SCPOS/2OUT	.458	24	11	3	0	0	1-0	2	1	0							
1ST IP	.291	55	16	3	0	1	0-0	4	7	0							
INNINGS 1-6	.330	91	30	5	0	0	4-2	11	17	1							
INNINGS 7+	.350	40	14	2	0	1	0-1	5	4	1							

1997 HIGHS

Most Strikeouts: 4, 5/7 vs. PHI.
Most IP: 5.1, 4/15 at FLA.

CAREER HIGHS

Most Strikeouts: 4, 5/7/97 vs. PHI.
Most IP: 5.1, 4/15/97 at FLA.

DANNY SHEAFFER — DETAILED HITTING STATISTICS

	1997										M.L. CAREER				
	AVG	G	AB	H	2B	3B	HR	RBI	SB	AVG	AB	H	HR	RBI	
BEFORE ASG	.284	34	74	21	3	0	0	4	1	.243	514	125	9	57	
AFTER ASG	.207	42	58	12	2	0	0	7	0	.218	432	94	4	53	
NIGHT	.240	44	75	18	2	0	0	8	1	.249	574	143	8	71	
DAY	.263	32	57	15	3	0	0	3	0	.204	372	76	5	39	
GRASS	.275	58	109	30	5	0	0	10	1	.229	656	150	9	82	
TURF	.130	18	23	3	0	0	0	1	0	.238	290	69	4	28	
HOME	.291	34	55	16	2	0	0	6	1	.244	447	109	5	60	
ROAD	.221	42	77	17	3	0	0	5	0	.220	499	110	8	50	
APRIL	.083	6	12	1	0	0	0	1	0	.244	119	29	2	16	
MAY	.321	14	28	9	1	0	0	2	0	.253	146	37	1	14	
JUNE	.280	10	25	7	2	0	0	1	0	.217	184	40	4	21	
JULY	.219	17	32	7	0	0	0	3	1	.223	215	48	4	24	
AUGUST	.286	17	28	8	2	0	0	4	0	.247	166	41	2	25	
SEPTEMBER	.143	12	7	1	0	0	0	0	0	.207	116	24	0	10	
ATL	.444	7	18	8	2	0	0	3	0	.250	84	21	0	11	
FLA	.158	9	19	3	0	0	0	1	0	.207	58	12	1	6	
MTL	.000	6	6	0	0	0	0	0	0	.269	52	14	1	5	
NY	.222	5	9	2	1	0	0	1	0	.179	56	10	1	10	
PHI	.250	6	8	2	0	0	0	0	0	.255	51	13	1	7	
N.L. EAST	.250	33	60	15	3	0	0	5	0	.233	301	70	4	39	
CHI	.200	5	5	1	0	0	0	1	0	.210	62	13	1	4	
CIN	.308	7	13	4	1	0	0	1	0	.274	73	20	1	11	
HOU	.000	4	6	0	0	0	0	0	0	.169	65	11	1	4	
PIT	.500	7	8	4	0	0	0	0	1	.316	79	25	0	10	
STL	-	-	-	-	-	-	-	-	-	.319	47	15	1	6	
N.L. CENTRAL	.281	23	32	9	1	0	0	2	1	.258	326	84	4	35	
COL	.000	1	1	0	0	0	0	0	0	.222	27	6	2	7	
LA	.200	3	5	1	1	0	0	0	0	.232	56	13	0	9	
SD	.300	5	10	3	0	0	0	1	0	.254	67	17	2	5	
SF	.188	6	16	3	0	0	0	2	0	.228	79	18	0	9	
N.L. WEST	.219	15	32	7	1	0	0	3	0	.236	229	54	4	30	
CWS	.000	2	1	0	0	0	0	0	0	.000	1	0	0	0	
CLE	.667	1	3	2	0	0	0	1	0	.667	3	2	0	1	
KC	.000	1	1	0	0	0	0	0	0	.000	4	0	0	0	
MIL	-	-	-	-	-	-	-	-	-	.300	10	3	1	1	
MIN	.000	1	3	0	0	0	0	0	0	.100	10	1	0	0	
A.L. CENTRAL	.250	5	8	2	0	0	0	1	0	.214	28	6	1	2	
vs. LEFT	.222	-	63	14	3	0	0	4	1						
vs. RIGHT	.275	-	69	19	2	0	0	7	0						
NONE ON	.253	-	75	19	2	0	0	0	0						
RUNNERS ON	.246	-	57	14	3	0	0	11	1						
NONE ON/OUT	.320	-	25	8	1	0	0	0	0						
SCOR. POS	.333	-	33	11	2	0	0	11	0						
SCPOS/2 OUT	.333	-	12	4	1	0	0	5	0						
BATTING #1	.333	-	6	2	0	0	0	1	0						
BATTING #2	.182	-	22	4	1	0	0	0	0						
BATTING #3	.333	-	3	1	0	0	0	1	0						
BATTING #4	.000	-	3	0	0	0	0	0	0						
BATTING #5	.000	-	3	0	0	0	0	0	0						
BATTING #6	.310	-	42	13	3	0	0	5	0						
BATTING #7	.200	-	10	2	0	0	0	1	0						
BATTING #8	.250	-	16	4	1	0	0	1	0						
BATTING #9	.259	-	27	7	0	0	0	2	1						
INNINGS 1-6	.200	31	65	13	1	0	0	6	0						
INNINGS 7+	.299	57	67	20	4	0	0	5	1						

1997 HIGHS

Most Hits: 2, six times. Last: 8/17 vs. ATL.

Most RBIs: 3, 8/17 vs. ATL.

Most Runs: 2, 7/15 at CIN.

Longest Hitting Streak: 3 games, 5/16-19.

CAREER HIGHS

Most Hits: 3, three times. Last time, 4/23/96 at MTL.

Most RBIs: 5, 6/23/93 vs CIN.

Longest Hitting Streak: 8 games, twice.
Last time, 8/30-9/20/93.

Grand Slam: 8/26/95 at COL.

CRAIG SHIPLEY — DETAILED HITTING STATISTICS

	1997										M.L. CAREER				
	AVG	G	AB	H	2B	3B	HR	RBI	SB	AVG	AB	H	HR	RBI	
BEFORE ASG	.333	16	33	11	4	0	2	4	0	.279	537	150	8	57	
AFTER ASG	.255	47	106	27	5	0	3	15	1	.266	661	176	10	64	
NIGHT	.228	40	79	18	3	0	3	10	0	.269	800	215	10	79	
DAY	.333	23	60	20	6	0	2	9	1	.279	398	111	8	42	
GRASS	.297	47	101	30	7	0	4	16	0	.268	779	209	12	89	
TURF	.211	16	38	8	2	0	1	3	1	.279	419	117	6	32	
HOME	.321	28	53	17	2	0	3	11	0	.255	568	145	8	58	
ROAD	.244	35	86	21	7	0	2	8	1	.287	630	181	10	63	
APRIL	-	-	-	-	-	-	-	-	-	.273	154	42	2	13	
MAY	.375	8	16	6	2	0	2	4	0	.320	122	39	5	24	
JUNE	.333	6	15	5	2	0	0	0	0	.265	189	50	0	16	
JULY	.250	12	20	5	2	0	1	5	0	.290	207	60	3	25	
AUGUST	.208	21	48	10	2	0	1	5	1	.241	294	71	4	23	
SEPTEMBER	.300	16	40	12	1	0	1	5	0	.276	232	64	4	20	
ATL	.412	6	17	7	1	0	2	5	0	.292	113	33	2	12	
FLA	.400	5	10	4	1	0	0	2	0	.250	68	17	1	6	
MTL	.000	4	6	0	0	0	0	0	0	.233	103	24	0	8	
NY	.200	4	10	2	1	0	1	2	0	.281	96	27	1	8	
PHI	.231	5	13	3	0	0	0	0	1	.296	115	34	1	9	
N.L. EAST	.288	24	56	16	3	0	3	9	1	.273	495	135	5	43	
CHI	.273	5	11	3	2	0	0	2	0	.250	72	18	1	9	
CIN	.267	5	15	4	2	0	1	2	0	.262	103	27	2	12	
HOU	.111	5	9	1	0	0	0	0	0	.325	80	26	2	5	
PIT	.333	5	12	4	0	0	1	4	0	.276	105	29	3	17	
STL	.429	2	7	3	0	0	0	1	0	.261	92	24	1	9	
N.L. CENTRAL	.278	22	54	15	4	0	2	9	0	.274	452	124	9	52	
COL	.375	4	8	3	2	0	0	1	0	.327	55	18	0	4	
LA	.000	4	8	0	0	0	0	0	0	.259	81	21	1	9	
SD	-	-	-	-	-	-	-	-	-	.240	25	6	0	2	
SF	.250	8	12	3	0	0	0	0	0	.236	89	21	3	11	
N.L. WEST	.214	16	28	6	2	0	0	1	0	.264	250	66	4	26	
CWS	-	-	-	-	-	-	-	-	-	-	-	-	-	-	
CLE	-	-	-	-	-	-	-	-	-	-	-	-	-	-	
KC	-	-	-	-	-	-	-	-	-	-	-	-	-	-	
MIL	-	-	-	-	-	-	-	-	-	-	-	-	-	-	
MIN	-	-	-	-	-	-	-	-	-	-	-	-	-	-	
A.L. CENTRAL	-	-	-	-	-	-	-	-	-	-	-	-	-	-	
vs. LEFT	.255	-	47	12	1	0	3	6	0						
vs. RIGHT	.283	-	92	26	8	0	2	13	1						
NONE ON	.276	-	76	21	4	0	4	4	0						
RUNNERS ON	.270	-	63	17	5	0	1	15	1						
NONE ON/OUT	.263	-	38	10	1	0	2	2	0						
SCOR. POS	.286	-	42	12	4	0	1	14	0						
SCPOS/2 OUT	.318	-	22	7	2	0	1	10	0						
BATTING #1	.154	-	26	4	1	0	0	0	0						
BATTING #2	.227	-	22	5	2	0	2	3	0						
BATTING #3	.000	-	0	0	0	0	0	0	0						
BATTING #4	.571	-	7	4	1	0	0	0	0						
BATTING #5	.583	-	12	7	0	0	1	4	0						
BATTING #6	.357	-	14	5	1	0	1	5	0						
BATTING #7	.310	-	29	9	4	0	0	6	0						
BATTING #8	.000	-	1	0	0	0	0	0	0						
BATTING #9	.143	-	28	4	0	0	1	1	1						
INNINGS 1-6	.316	32	76	24	6	0	3	14	0						
INNINGS 7+	.222	53	63	14	3	0	2	5	1						

CAREER HIGHS

Most Hits: 5, 4/7/96 at HOU.

Most RBIs: 4, 5/30/94 vs. PIT.

Most Stolen Bases: 2, twice. Last: 8/25/96 vs. PHI.

Longest Hitting Streak: 10 games, 1995.

Grand Slam: 5/30/94 vs. PIT.

TODD STOTTEMYRE — DETAILED PITCHING STATISTICS

	1997										M.L. CAREER					
	ERA	W-L	SV-OP	G	IP	H	ER	HR	BB	SO	W-L	ERA	SV	G	IP	ER
BEFOREASG	3.95	7-6	0-0	19	123.0	103	54	11	39	108	59-56	4.18	1	169	973.0	452
AFTERASG	3.72	5-3	0-0	9	58.0	52	24	5	26	52	50-41	4.42	0	130	780.0	383
NIGHT	4.08	7-5	0-0	16	97.0	96	44	9	33	86	74-62	4.26	1	200	1167.1	553
DAY	3.64	5-4	0-0	12	84.0	59	34	7	32	74	35-35	4.33	0	99	585.2	282
GRASS	4.39	7-8	0-0	20	131.1	116	64	13	49	122	55-50	4.18	0	155	923.0	429
TURF	2.54	5-1	0-0	8	49.2	39	14	3	16	38	54-47	4.40	1	144	830.0	406
HOME	4.89	4-5	0-0	11	70.0	64	38	9	28	67	54-48	4.26	1	146	896.1	424
ROAD	3.24	8-4	0-0	17	111.0	91	40	7	37	93	55-49	4.46	0	153	856.2	411
APRIL	4.06	0-1	0-0	6	37.2	35	17	1	13	23	15-13	4.79	1	53	249.2	133
MAY	3.83	4-2	0-0	6	42.1	32	18	7	11	46	18-20	4.31	0	52	313.0	150
JUNE	4.97	2-2	0-0	5	29.0	27	16	2	11	21	21-15	3.50	0	48	311.1	121
JULY	2.97	4-2	0-0	6	39.1	30	13	5	15	44	15-17	4.51	0	50	297.1	149
AUGUST	3.86	2-2	0-0	5	32.2	31	14	1	15	26	21-17	4.46	0	49	313.0	155
SEPTEMBER	-	-	-	-	-	-	-	-	-	-	19-15	4.25	0	47	268.2	127
ATL	4.15	0-2	0-0	2	13.0	12	6	1	5	18	0-5	4.11	0	5	35.0	16
FLA	5.27	0-1	0-0	2	13.2	13	8	1	6	7	2-2	5.29	0	5	32.1	19
MTL	1.50	1-0	0-0	2	12.0	8	2	0	4	5	1-1	5.13	0	6	33.1	19
NY	3.68	1-1	0-0	3	22.0	17	9	1	5	17	4-1	3.68	0	6	44.0	18
PHI	2.57	2-0	0-0	2	14.0	11	4	2	4	13	2-0	2.37	0	3	19.0	5
N.L. EAST	3.50	4-4	0-0	11	74.2	61	29	5	24	60	9-9	4.23	0	25	163.2	77
CHI	5.40	1-0	0-0	1	6.2	5	4	1	2	8	3-0	3.45	0	4	28.2	11
CIN	3.27	2-0	0-0	2	11.0	12	4	1	4	4	3-0	2.61	0	4	20.2	6
HOU	4.88	1-2	0-0	4	24.0	22	13	2	13	22	4-3	3.18	0	8	56.2	20
PIT	6.55	0-2	0-0	2	11.0	9	8	2	6	12	2-3	5.65	0	5	28.2	18
STL	-	-	-	-	-	-	-	-	-	-	-	-	-	-	-	-
N.L. CENTRAL	4.96	4-4	0-0	9	52.2	48	29	6	25	46	12-6	3.68	0	21	134.2	55
COL	-	-	-	-	-	-	-	-	-	-	0-1	5.14	0	1	7.0	4
LA	2.35	1-0	0-0	2	15.1	12	4	2	2	14	1-1	3.48	0	5	31.0	12
SD	4.50	0-0	0-0	1	6.0	7	3	0	2	5	1-1	2.93	0	4	27.2	9
SF	4.67	2-0	0-0	3	17.1	19	9	3	9	17	2-1	4.62	0	4	25.1	13
N.L. WEST	3.72	3-0	0-0	6	38.2	38	16	5	13	36	4-4	3.76	0	14	91.0	38
CWS	-	-	-	-	-	-	-	-	-	-	6-6	4.33	1	15	87.1	42
CLE	4.50	0-1	0-0	1	8.0	3	4	0	3	8	7-5	5.23	0	20	124.0	72
KC	-	-	-	-	-	-	-	-	-	-	7-8	4.07	0	21	117.1	53
MIL	-	-	-	-	-	-	-	-	-	-	3-6	5.58	0	12	69.1	43
MIN	0.00	1-0	0-0	1	7.0	5	0	0	0	10	9-5	4.35	0	23	132.1	64
A.L. CENTRAL	2.40	1-1	0-0	2	15.0	8	4	0	3	18	32-30	4.65	1	91	530.1	274
	AVG	AB	H	2B	3B	HR	SB-CS	BB	SO	GDP						
VS. LEFT	.267	359	96	18	2	11	11-5	46	67	8						
VS. RIGHT	.189	312	59	12	1	5	7-2	19	93	1						
NONE ON	.226	403	91	16	1	7	0-0	31	98	0						
RUNNERS ON	.239	268	64	14	2	9	18-7	34	62	9						
NONE ON/OUT	.219	178	39	10	0	5	0-0	14	42	0						
SCOR. POS	.319	135	43	9	2	6	1-2	24	29	2						
SCPOS/2OUT	.230	61	14	3	0	3	1-2	14	13	0						
1ST IP	.301	113	34	10	0	4	3-3	11	23	0						
INNINGS 1-6	.220	583	128	27	2	12	17-5	55	142	7						
INNINGS 7+	.307	88	27	3	1	4	1-2	10	18	2						

1997 HIGHS

Most Strikeouts: 10, three times. Last: 8/7 at ATL.
Most IP: 8.1, 5/31 vs. LA.
Longest Winning Streak: 3 games, 6/21-7/1.

CAREER HIGHS

Most Strikeouts: 15, 6/16/95 vs KC.
Most IP: 10, 6/16/95 vs KC.
Fewest Hits in CG: 1, 8/26/92 at CWS.
Last SHO: 6/2/96 vs HOU.
Longest Winning Streak: 5 games, twice. Last time, 8/4/94-5/20/95.
Longest Losing Streak: 4 games, four times. Last time, 6/20-7/14/94.

1997 REVIEW

Attendance.....	246 - 247
Batting vs. Left/Righthanded Pitching.....	224
Batting With Runners In Scoring Position.....	225 - 227
Bullpen Totals.....	238
Cardinals Detailed Defense.....	240
Cardinals Detailed Hitting.....	237
Cardinals Home Runs, By Game.....	229 - 231
Cardinals Home Runs, By Inning.....	231
Cardinals Home Runs, By Player.....	231
Cardinals Home Runs, By Team.....	228
Cardinals Record vs. Opponents.....	214
Cardinals Record When They:.....	215
Club Leaders - Batting.....	220
Club Leaders - Pitching.....	220
Day-By-Day.....	216 - 218
Fielding Statistics By Position.....	239 - 240
Final Standings.....	214
Final Statistics - Batting.....	219
Final Statistics - Pitching.....	220
Games Started By Position.....	237
Games Started By Position In Batting Order.....	237
Highs and Lows.....	221
Interleague Statistics.....	223
MCI Proof-Positive Home Run Distance Leaders.....	235 - 236
National League Team Statistics.....	246
Opponent Home Runs, By Game.....	233 - 234
Opponent Home Runs, By Inning.....	234
Opponent Home Runs, By Team.....	232
Opponent Home Runs with Men On.....	232
Pinch-Hitters.....	227
Pitching vs. Left/Righthanded Batting.....	238
Qualifications and Regulations.....	248
Team Batting/Pitching vs. Opponents.....	222
Trades, Most Recent With Each Club.....	244 - 245
Transactions.....	241 - 243
Won-Lost Breakdown.....	215

1997 FINAL STANDINGS

N.L. East

	W	L	PCT.	GB
Atlanta*	101	61	.623	-
Florida+	92	70	.568	9.0
New York	88	74	.543	13.0
Montreal	78	84	.481	23.0
Philadelphia	68	94	.420	33.0

A.L. East

	W	L	PCT.	GB
Baltimore*	98	64	.605	-
New York+	96	66	.593	2.0
Detroit	79	83	.488	19.0
Boston	78	84	.481	20.0
Toronto	76	86	.469	22.0

N.L. Central

	W	L	PCT.	GB
Houston*	84	78	.519	-
Pittsburgh	79	83	.488	5.0
Cincinnati	76	86	.469	8.0
St. Louis	73	89	.451	11.0
Chicago	68	94	.420	16.0

A.L. Central

	W	L	PCT.	GB
Cleveland*	86	75	.534	-
Chicago	80	81	.497	6.0
Milwaukee	78	83	.484	8.0
Minnesota	68	94	.420	18.5
Kansas City	67	94	.416	19.0

N.L. West

	W	L	PCT.	GB
San Francisco*	90	72	.556	-
Los Angeles	88	74	.543	2.0
Colorado	83	79	.512	7.0
San Diego	76	86	.469	14.0

A.L. West

	W	L	PCT.	GB
Seattle*	90	72	.556	-
Anaheim	84	78	.519	6.0
Texas	77	85	.475	13.0
Oakland	65	97	.401	25.0

* Division winner + Wild Card winner

1997 CARDINALS VS. OPPONENTS

N.L. EAST

	Home		Road		Totals	
	W	L	W	L	W	L
Atlanta	3	2	0	6	3	8
Florida	4	1	2	4	6	5
Montreal	3	2	2	4	5	6
New York	1	5	1	4	2	9
Philadelphia	3	2	2	4	5	6
TOTALS VS. N.L. EAST	14	12	7	22	21	34

N.L. CENTRAL

	Home		Road		Totals	
	W	L	W	L	W	L
Chicago	4	2	4	2	8	4
Cincinnati	2	4	4	2	6	6
Houston	2	4	1	5	3	9
Pittsburgh	1	5	2	4	3	9
TOTALS VS. N.L. CENTRAL	9	15	11	13	20	28

N.L. WEST

	Home		Road		Totals	
	W	L	W	L	W	L
Colorado	2	3	2	4	4	7
Los Angeles	3	3	3	2	6	5
San Diego	2	3	4	2	6	5
San Francisco	5	1	3	2	8	3
TOTALS VS. N.L. WEST	12	10	12	10	24	20

A.L. CENTRAL

	Home		Road		Totals	
	W	L	W	L	W	L
Cleveland	1	2	0	0	1	2
Chicago	2	1	0	0	2	1
Kansas City	0	0	2	1	2	1
Milwaukee	0	0	0	3	0	3
Minnesota	3	0	0	0	3	0
TOTALS VS. A.L. CENTRAL	6	3	2	4	8	7

OVERALL TOTALS 41 40 32 49 73 89

1997 CARDINALS WON-LOST BREAKDOWN

	HOME		ROAD		TOTALS	
	W	L	W	L	W	L
Shutouts	1	3	2	5	3	8
Shutouts — Individual	0	2	0	2	0	4
Extra Innings	2	5	4	6	6	11
One-run Decisions	11	14	9	19	20	33
Two-run Decisions	11	13	6	6	17	19
Vs. LH Starters	12	8	9	9	21	17
Vs. RH Starters	29	32	23	40	52	72
Grass Fields	41	40	19	29	60	69
Artificial Fields	0	0	13	20	13	20
Day Games	11	16	14	15	25	31
Night Games	30	24	18	34	48	58

	HOME		ROAD		TOTALS	
	W	L	W	L	W	L
April	7	4	4	10	11	14
May	8	5	5	9	13	14
June	7	6	8	7	15	13
July	7	10	5	5	12	15
August	6	7	6	10	12	17
September	6	8	4	8	10	16
TOTALS	41	40	32	49	73	89

	WON	LOST	DOUBLE-HEADERS	WON	LOST	SPLIT
Starters	50	58	HOME	0	0	0
Relievers	23	31	ROAD	1	0	0
Streaks	5	7				

	ST. LOUIS	OPPONENTS
Double Plays	156	156
Triple Plays	0	0
Left on Base	1140	1147
Grand Slam HR	2	4
Home Runs — Home	68	59
Home Runs — Road	76	65

1997 CARDINALS RECORD WHEN:

Scoring first: 49-30	Leading after 7: 54-11
Opponent scored first: 24-59	Tied after 7: 14-13
	Trailing after 7: 5-65
Scoring more than 3 runs: 54-28	
Scoring 3 runs: 8-14	Leading after 8: 61-4
Scoring less than 3 runs: 11-47	Tied after 8: 9-12
	Trailing after 8: 3-73
Out-hit opponent: 51-23	
Out-hit by opponent: 15-57	Final at-bat decisions: 19-26
	Come-from-behind wins: 33
First day of road trips: 8-6	In errorless games: 41-42
Last day of road trips: 6-8	
First day of homestand: 6-8	First game of series: 27-29
Last day of homestand: 8-6	Last game of series: 26-30
Following off days: 10-9	

Runs via home run: 220
Opponent runs via home run: 195

By Day: 5-13 on Monday, 15-10 on Tuesday, 10-12 on Wednesday, 7-11 on Thursday, 10-14 on Friday, 13-16 on Saturday, 13-13 on Sunday

By Month: 11-14 in April, 13-14 in May, 15-13 in June, 12-15 in July, 12-17 in August, 10-16 in September

By Series: Won-20, Lost-23, Split-9, Sweeps: 4-12

SCORING BY INNING:

	1	2	3	4	5	6	7	8	9	10	11	12	13	14	15	TOTAL
CARDS	96	78	64	66	92	57	95	69	62	1	1	4	3	0	2	689
Opponents	92	48	79	95	83	73	69	99	53	8	1	2	1	1	3	708

1997 CARDINALS DAY-BY-DAY

Date	Team	H/R D/N	Score	Winner-Loser-Save	W-L	ATT	STD	GA/GB
4/1	MTL	R-D	L, 2-1	Urbina-Batchelor-None	0-1	33,437	4T	-1.0
4/2	MTL	R-N	L, 4-1	Juden-Petkovsek-L.Smith	0-2	10,420	4T	-2.0
4/3	MTL	R-N	L, 9-4	Perez-Al.Benes-None	0-3	10,950	4T	-2.0
4/4	HOU	R-N	L, 3-2 (11)	Springer-Ludwick-None	0-4	25,985	4T	-3.0
4/5	HOU	R-N	L, 6-2	Fernandez-Osborne-Garcia	0-5	25,957	5	-4.0
4/6	HOU	R-D	L, 3-2	Martin-Frascatore-Wagner	0-6	18,752	5T	-5.0
4/7				OPEN DATE	0-6		5T	-5.0
4/8	MTL	H-N	W, 2-1	Petkovsek-Urbina-None	1-6	47,542	4	-4.0
4/9				OPEN DATE	1-6		4	-3.5
4/10	MTL	H-D		SNOWED OUT	1-6		4	-4.0
4/11	HOU	H-N	W, 4-2	Batchelor-Reynolds-Eckersley	2-6	23,744	4	-3.0
4/12	HOU	H-D	L, 7-5	Garcia-Stottlemire-Wagner	2-7	28,325	4	-4.0
4/13	HOU	H-N	W, 6-2	Al.Benes-Hampton-Eckersley	3-7	22,705	4	-3.0
4/14	HOU	H-D	L, 4-2(10)	Wagner-Eckersley-Hudek	3-8	22,623	4	-4.0
4/15	FLA	R-N	W, 9-3	Raggio-Fernandez-None	4-8	18,416	4	-3.0
4/16	FLA	R-N	L, 2-1	Rapp-Osborne-Nen	4-9	22,293	4	-4.0
4/17	FLA	R-D	L, 2-1	Hutton-Petkovsek-None	4-10	23,910	4	-4.5
4/18				OPEN DATE	4-10		4	-4.0
4/19	SD	R-D	W, 1-0	Petkovsek-Hitchcock-Eckersley	5-10		4	-3.5
DH	SD	R-N	W, 2-1	AL.BENES-Worrell-None	6-10	37,382	3	-3.5
4/20	SD	R-D	L, 8-2	Ashby-Raggio-None	6-11	40,050	3	-4.5
4/21				OPEN DATE	6-11		3	-4.5
4/22	LA	R-N	W, 6-4	Frascatore-Worrell-Eckersley	7-11	27,074	3	-4.5
4/23	LA	R-N	L, 2-1	Guthrie-Petkovsek-Worrell	7-12	30,434	3	-5.5
4/24				OPEN DATE	7-12		3	-5.5
4/25	COL	H-N	L, 5-4	Ritz-Al.Benes-Ruffin	7-13	29,675	3	-6.5
4/26	COL	H-D	L, 4-2	Swift-Morris-Ruffin	7-14	45,681	3	-6.5
4/27	COL	H-D	W, 6-2	Osborne-Thompson-None	8-14	30,615	3	-5.5
4/28	SF	H-N	W, 5-2	An.Benes-VanLandingham-Eck	9-14	21,803	3	-4.5
4/29	SF	H-N	W, 9-7	Fossas-Beck-None	10-14	23,527	3	-4.5
4/30	FLA	H-N	W, 6-2	Al.Benes-Leiter-None	11-14	22,743	3	-3.5
APRIL TOTALS					11-14	318,983	3	-3.5
5/1	FLA	H-D	W, 3-2	Morris-Fernandez-Eckersley	12-14	28,087	3	-2.5
5/2	NY	R-N	L, 7-4	McMichael-Mathews-Franco	12-15	14,877	3	-3.5
5/3	NY	R-D	L, 5-1	Reed-An.Benes-None	12-16	16,248	3	-3.5
5/4	NY	R-D	W, 8-2	Stottlemire-Clark-None	13-16	17,652	3	-3.5
5/5	ATL	H-N	L, 2-1	Neagle-Al.Benes-Wohlbers	13-17	26,113	3	-4.5
5/6	ATL	H-N	W, 4-3	Mathews-Bielecki-Eckersley	14-17	28,620	3	-3.5
5/7	PHI	H-N	W, 14-7	Frascatore-Harris-None	15-17	23,388	3	-2.5
5/8	PHI	H-D	W, 6-2	An.Benes-Mirbs-None	16-17	32,264	3	-2.5
5/9	NY	H-N	L, 10-3	Clark-Stottlemire-None	16-18	32,054	3	-3.0
5/10	NY	H-N	L, 2-0	Jones-Al.Benes-Franco	16-19	43,747	3	-3.5
5/11	NY	H-D	L, 6-4	Lidle-Eckersley-Franco	16-20	30,852	3	-3.5
5/12				OPEN DATE	16-20		3	-3.0
5/13	PHI	R-N	L, 3-2	Spradlin-Mathews-Bottalico	16-21	14,416	3	-3.0
5/14	PHI	R-N	W, 12-3	Stottlemire-Maduro-None	17-21	14,799	3	-3.0
5/15				OPEN DATE	17-21		3	-3.5
5/16	ATL	R-N	L, 1-0(13)	Borowski-Frascatore-None	17-22	46,626	3	-4.0
5/17	ATL	R-N	L, 11-6	Smoltz-Morris-None	17-23	48,366	3	-4.0
5/18	ATL	R-N	L, 5-1	GLAVINE-An.Benes-None	17-24	35,046	3	-4.0
5/19	ATL	R-N	L, 7-3	Neagle-Stottlemire-None	17-25	33,497	3	-5.0
5/20	PIT	H-N	W, 3-1	Jackson-Loaiza-Eckersley	18-25	29,771	3	-4.0
5/21	PIT	H-D	L, 3-2	Ruebel-Fossas-Loiselle	18-26	34,738	3	-5.0
5/22				OPEN DATE	18-26		3	-5.0
5/23	SF	R-N	L, 2-0	ESTES-MORRIS-None	18-27	17,661	3	-5.0
5/24	SF	R-D	W, 9-3	An.Benes-Roa-None	19-27	18,303	3	-5.0
5/25	SF	R-D	W, 9-3	Stottlemire-VanLandingham	20-27	21,929	3	-4.0
5/26	COL	R-D	L, 9-7	DeJean-Petkovsek-Reed	20-28	48,043	3	-4.0
5/27	COL	R-D	W, 8-6	Al.Benes-Thomson-Eckersley	21-28	48,041	3	-3.0
5/28				OPEN DATE	21-28		3	-3.0
5/29	LA	H-N	W, 4-2	Morris-Astacio-Eckersley	22-28	28,497	3	-3.0
5/30	LA	H-N	W, 2-1	Mathews-Hall-None	23-28	36,069	3	-2.5
5/31	LA	H-D	W, 6-3	Stottlemire-Valdes-Eckersley	24-28	46,798	3	-1.5
MAY TOTALS					13-14	420,998	3	-1.5
6/1	LA	H-D	L, 6-1	Park-Al.Benes-None	24-29	36,035	3	-2.5
6/2	COL	H-N	L, 11-7	Burke-Jackson-None	24-30	26,653	3	-2.5
6/3	COL	H-D	W, 15-4	Morris-Jones-None	25-30	34,038	3	-2.5
6/4	PIT	R-N	W, 10-0	An.Benes-Schmidt-None	26-30	19,181	3	-2.0
6/5	PIT	R-D	L, 9-3	Loaiza-Stottlemire-None	26-31	11,382	3	-2.5
6/6	LA	R-N	W, 3-1	Al.Benes-Park-Eckersley	27-31	41,231	3	-2.5
6/7	LA	R-N	L, 5-2	NOMO-Jackson-None	27-32	43,174	3	-3.5
6/8	LA	R-D	W, 9-3	Morris-Astacio-None	28-32	42,710	3	-2.5

1997 CARDINALS DAY-BY-DAY

(CONTINUED)

Date	Team	H/R	Score	Winner-Loser-Save	W-L	ATT	STD	GA/GB
6/9	SD	R-N	W, 9-1	An.Benes-Cunnane-None	29-32	13,062	3	-2.0
6/10	SD	R-N	L, 6-5(12)	Erdos-Beltran-None	29-33	14,527	3	-2.0
6/11	SD	R-N	W, 8-3	Al.Benes-Burrows-Petkovsek	30-33	13,720	3	-1.0
6/12				OPEN DATE	30-33		3	-1.0
6/13	CLE	H-N		PPD-RAIN	30-33		3	-1.5
6/14	CLE	H-D	L, 8-3	Lopez-Mathews-None	30-34	43,582		
6/15	CLE	H-N	W, 5-2	Morris-Ogea-Eckersley	31-34	44,532	2T	-1.0
6/15	CLE	H-D	L, 9-2	Nagy-Stottlemire-None	31-35	46,646	3	-1.0
6/16	MIL	R-N	L, 1-0	Wickman-AL.BENES-None	31-36	23,503	3	-2.0
6/17	MIL	R-N	L, 4-3	Adamson-Valenzuela-Jones	31-37	38,634	3	-2.0
6/18	MIL	R-N	L, 8-4	D'Amico-An.Benes-None	31-38	21,705	3	-2.0
6/19				OPEN DATE	31-38		3	-2.0
6/20	CIN	H-N	L, 4-2	Mercker-Morris-Shaw	31-39	42,091	3	-3.0
6/21	CIN	H-N	W, 6-2	Stottlemire-Burba-None	32-39	44,931	3	-3.0
6/22	CIN	H-D	W, 5-2	Al.Benes-Sullivan-Eckersley	33-39	43,194	2	-3.0
6/23	CHI	H-N	L, 3-0	GONZALEZ-Valenzuela-None	33-40	34,797	3	-3.0
6/24	CHI	H-N	W, 7-2	An.Benes-Mulholland-None	34-40	38,255	3	-2.0
6/25	CHI	H-N	W, 3-1	Mathews-Patterson-None	35-40	34,312	3	-2.0
6/26	CIN	R-N	W, 5-3	Stottlemire-Burba-Eckersley	36-40	20,116	2	-2.0
6/27	CIN	R-N	L, 5-3	Tomko-Al.Benes-Shaw	36-41	28,317	2T	-2.0
6/28	CIN	R-D	W, 12-6	Petkovsek-Smiley-None	37-41	24,390	2	-1.0
6/29	CIN	R-D	W, 6-5(12)	Frascatore-Carrasco-Eckersley	38-41	24,216	2	-1.0
6/30	MIN	H-N	W, 2-1	Morris-Robertson-Eckersley	39-41	31,994	1T	—
JUNE TOTALS					15-13	501,060	1T	—
7/1	MIN	H-N	W, 2-0	Stottlemire-Hawkins-Eckersley	40-41	27,584	1T	—
7/2	MIN	H-N	W, 2-1(10)	Petkovsek-Guardado-None	41-41	30,582	1	—
7/3	PIT	H-N	L, 4-3	Loaiza-Valenzuela-Loiselle	41-42	30,753	1	—
7/4	PIT	H-D	L, 7-5(10)	Wilkins-Eckersley-Loiselle	41-43	33,885	1T	—
7/5	PIT	H-D	L, 4-3	Lieber-Morris-Wilkins	41-44	35,593	2	-1.0
7/6	PIT	H-D	L, 6-3	Cooke-Stottlemire-None	41-45	29,290	3	-2.0
7/7				ALL-STAR BREAK	41-45		3	-2.0
7/8				ALL-STAR BREAK	41-45		3	-2.0
7/9				ALL-STAR BREAK	41-45		3	-2.0
7/10	CHI	R-D	W, 3-2	Al.Benes-Wendell-Eckersley	42-45	33,805	3	-1.0
7/11	CHI	R-D	L, 7-1	Gonzalez-Morris-None	42-46	38,413	3	-2.0
7/12	CHI	R-D	W, 2-1(12)	Mathews-Wendell-Eckersley	43-46	39,790	3	-1.0
7/13	CHI	R-D	W, 11-5	Stottlemire-Trachsel-None	44-46	38,094	2T	-1.0
7/14	CIN	R-N	L, 4-2	Mercker-Valenzuela-Shaw	44-47	19,405	3	-2.0
7/15	CIN	R-N	W, 7-4	Al.Benes-Tomko-Eckersley	45-47	21,232	3	-2.0
7/16	SD	H-N	L, 4-3	Bruske-Mathews-Hoffman	45-48	29,118	3	-2.0
7/17	SD	H-N	L, 3-1	Hamilton-An.Benes-Hoffman	45-49	27,928	3	-2.0
7/18	SF	H-N	W, 6-5	Stottlemire-Estes-Eckersley	46-49	31,326	3	-2.0
7/19	SF	H-N	W, 8-7	Frascatore-Henry-Eckersley	47-49	37,795	3	-2.0
7/20	SF	H-D	L, 9-2	Rueter-Al.Benes-None	47-50	35,073	3	-3.0
7/21	SF	H-N	W, 7-2	Morris-Foulke-None	48-50	30,567	3	-2.5
7/22	HOU	H-N	L, 4-2	Hampton-An.Benes-Wagner	48-51	33,964	3	-3.5
7/23	HOU	H-N	L, 7-2	Magnante-Stottlemire-None	48-52	33,376	3	-4.5
7/24				OPEN DATE	48-52		3	-5.0
7/25	FLA	H-N	L, 5-4	Hernandez-Al.Benes-Nen	48-53	35,161	3	-6.0
7/26	FLA	H-D	W, 3-1	Morris-Helling-Eckersley	49-53	34,668	3	-6.0
7/27	FLA	H-D	W, 6-4	An.Benes-Brown-Eckersley	50-53	30,571	3	-6.0
7/28	HOU	R-N	W, 2-1	Stottlemire-Holt-Eckersley	51-53	25,995	2T	-5.0
7/29	HOU	R-N	L, 5-4	Reynolds-Osborne-Wagner	51-54	25,399	2T	-6.0
7/30	HOU	R-N	L, 7-4	Kile-Fossas-Martin	51-55	28,204	3	-7.0
7/31	PHI	R-N	L, 2-1(10)	Bottalico-Fossas-None	51-56	18,409	3	-7.5
JULY TOTALS					12-15	547,234	3	-7.5
8/1	PHI	R-N	L, 4-1	Stephenson-An.Benes-Bottalico	51-57	17,171	3	-7.5
8/2	PHI	R-D	W, 2-1	Stottlemire-Beech-Eckersley	52-57	16,190	3	-7.5
8/3	PHI	R-D	L, 10-1	LEITER-Osborne-None	52-58	20,094	3	-8.5
8/4	NY	R-N	L, 4-2	Reed-Aybar-Franco	52-59	17,944	3	-8.5
8/5	NY	R-N	L, 5-4(10)	Lidle-Fossas-None	52-60	22,777	3	-8.5
8/6	ATL	R-N	L, 4-3	Wohlers-Petkovsek-None	52-61	46,880	3	-8.5
8/7	ATL	R-N	L, 3-0	Neagle-Stottlemire-Wohlers	52-62	46,687	3	-8.5
8/8	PHI	H-N	W, 6-1	Osborne-Leiler-None	53-62	38,300	3	-7.5
8/9	PHI	H-N	L, 3-2	Green-Aybar-Bottalico	53-63	42,926	3	-8.5
8/10	PHI	H-D	L, 8-0	SCHILLING-Morris-None	53-64	31,816	3	-9.5
8/11				OPEN DATE	53-64		3	-10.0
8/12	NY	H-N	W, 5-2	An.Benes-Mlicki-Eckersley	54-64	32,547	3	-10.0
8/13	NY	H-N	L, 5-4(10)	Lidle-Fossas-Franco	54-65	27,171	3	-10.0
8/14	NY	H-N	L, 6-2	Jones-Osborne-None	54-66	28,411	3	-10.5
8/15	ATL	H-N	W, 3-2(12)	King-Cather-None	55-66	43,863	3	-9.5

1997 CARDINALS DAY-BY-DAY

(CONTINUED)

Date	Team	H/R	D/N	Score	Winner-Loser-Save	W-L	ATT	STD	GA/GB
8/16	ATL	H-D	L	5-3	Maddux-Morris-Wohlbers	65-67	47,229	3	-9.5
8/17	ATL	H-N	W	3-1	King-Neagle-Eckersley	56-67	40,968	3	-9.5
8/18					OPEN DATE	56-67		3	-9.5
8/19	MTL	R-N	W	12-5	Stottlemyre-Perez-None	57-67	16,588	3	-8.5
8/20	MTL	R-N	W	6-3	King-Kline-Eckersley	58-67	19,386	3	-7.5
8/21	MTL	R-D	L	3-2	Johnson-Osborne-Urbina	58-68	14,378	3	-8.5
8/22	FLA	R-N	W	7-3	Morris-Saunders-None	59-68	26,650	3	-8.5
8/23	FLA	R-N	L	3-0	BROWN-An.Benes-None	59-69	40,242	3	-9.5
8/24	FLA	R-D	L	7-1	Ojala-Stottlemyre-None	59-70	28,713	3	-9.5
8/25	MTL	H-N	L	2-1	Martinez-Aybar-Urbina	59-71	16,985	3	-10.0
8/26	MTL	H-N	L	7-5	Valdes-Eckersley-Urbina	59-72	23,211	3	-10.0
8/27	MTL	H-N	W	4-3	Frascatore-Telford-Beltran	60-72	27,486	3	-10.0
8/28	MTL	H-N	W	11-5	An.Benes-Paniagua-None	61-72	22,869	3	-9.0
8/29	KC	R-N	W	9-7	Beltran-Carrasco-Eckersley	62-72	36,006	3	-8.0
8/30	KC	R-N	L	16-5	Belcher-Aybar-None	62-73	39,291	3	-8.0
8/31	KC	R-D	W	5-4	Osborne-Olson-Eckersley	63-73	33,585	3	-7.0
AUGUST TOTALS						12-17	423,764	3	-7.0
9/1	CWS	H-D	L	5-4	Castillo-Fossas-Karchner	63-74	40,464	3	-7.0
9/2	CWS	H-N	W	6-1	An.Benes-Navarro-None	64-74	27,192	3	-6.0
9/3	CWS	H-N	W	4-2	Aybar-Eyre-Eckersley	65-74	29,088	3	-6.0
9/4	COL	R-N			PPD-RAIN	65-74		3	-6.5
9/5	COL	R-N	L	11-4	Castillo-Osborne-None	65-75	48,051	3	-6.5
9/6	COL	R-D	W	10-7(13)	Eckersley-McCurry-Petkovsek	66-75	48,017	3	-5.5
	COL	R-N	L	7-6	Holmes-King-None	66-76	44,288	3	-6.0
9/7	COL	R-D	L	7-4	Astacio-Petkovsek-None	66-77	48,011	3	-6.0
9/8					OPEN DATE	66-77		3	-6.0
9/9	SF	R-N	W	5-3	Aybar-Mulholland-Eckersley	67-77	13,098	3	-6.0
9/10	SF	R-D	L	7-6(10)	Beck-Painter-None	67-78	12,623	3	-6.0
9/11					OPEN DATE	67-78		3	-6.0
9/12	SD	H-N	W	4-2	Morris-Ashby-Eckersley	68-78	30,156	3	-6.0
9/13	SD	H-D	L	8-3	Erdos-Lowe-None	68-79	32,982	3	-7.0
9/14	SD	H-D	W	10-4	Fossas-Kroon-None	69-79	34,064	3	-6.0
9/15	LA	H-N	L	7-6(15)	Harkey-Raggio-Dreifort	69-80	23,311	3T	-6.0
9/16	LA	H-N	L	7-6	Gorecki-Eckersley-Radinsky	69-81	27,157	3T	-7.0
9/17	CHI	R-D	W	12-9	Morris-Batista-None	70-81	27,284	3	-7.0
9/18	CHI	R-D	L	4-3	Trachsel-Lowe-None	70-82	29,913	3T	-7.0
9/19	PIT	R-N	W	6-5(11)	King-Loiselle-Eckersley	71-82	16,235	3T	-6.0
9/20	PIT	R-N	L	10-1	LOAIZA-Beltran-None	71-83	21,053	3T	-7.0
9/21	PIT	R-D	L	14-2	Lieber-Busby-None	71-84	26,246	3T	-8.0
9/22	PIT	R-N	L	3-1	Schmidt-MORRIS-Loiselle	71-85	17,919	3T	-9.0
9/23	CIN	H-N	L	8-6	Sullivan-King-Shaw	71-86	22,045	4	-10.0
9/24	CIN	H-N	L	5-4	Burba-Fossas-Shaw	71-87	23,308	4	-10.0
9/25	CIN	H-N	L	4-3(14)	Sullivan-Petkovsek-White	71-88	30,938	4	-11.0
9/26	CHI	H-N	L	5-2	Tapan-Busby-None	71-89	36,488	4	-12.0
9/27	CHI	H-D	W	10-4	MORRIS-Foster-None	72-89	43,142	4	-12.0
9/28	CHI	H-D	W	2-1	Painter-Pisciotta-None	73-89	46,065	4	-11.0
SEPTEMBER TOTALS						10-16	446,400	4	-11.0
SEASON TOTALS						73-89	2,634,014	4	-11.0

NOTES: Pitchers' complete games in CAPS. Extra innings shown in parentheses.

1997 CARDINALS FINAL STATISTICS

BATTING

BATTING	AVG.	G	AB	R	H	TB	2B	3B	HR	RBI	SH-SF	HP	BB-IBB	SO	SB	CS	GI DP	E	OBP
Aybar	.143	12	21	0	3	3	0	0	0	1	0-0	0	0-0	9	0	0	0	2	.143
Bell	.211	66	142	9	30	44	7	2	1	12	2-1	0	10-2	28	1	0	2	8	.261
Beltran	.143	35	7	1	1	2	1	0	0	0	0-0	0	0-0	1	0	0	0	1	.143
Al.Benes	.173	23	52	1	9	11	2	0	0	3	2-0	0	0-0	16	0	0	0	0	.173
An.Benes	.218	26	55	4	12	14	2	0	0	5	3-0	1	1-0	14	0	0	0	1	.246
Berblinger	.000	7	5	1	0	0	0	0	0	0	1-0	0	0-0	1	0	0	0	0	.000
Busby	.500	3	4	0	2	2	0	0	0	0	0-0	0	0-0	2	0	0	0	0	.500
Clayton	.266	154	576	75	153	229	39	5	9	61	2-5	3	33-4	109	30	10	19	19	.306
DeShields	.295	150	572	92	169	256	26	14	11	58	7-6	3	55-1	72	55	14	5	19	.357
Difelice	.238	93	260	16	62	86	10	1	4	30	6-1	3	19-0	61	1	1	11	6	.297
Franklin	.324	17	34	6	11	17	0	0	2	2	0-0	0	3-0	10	0	0	0	0	.378
RH	.111	-	9	-	1	1	0	0	0	0	0-0	0	0-0	4	-	-	0	-	.111
LH	.400	-	25	-	10	16	0	0	2	2	0-0	0	3-0	6	-	-	0	-	.464
Frascatore	.000	59	3	0	1	1	0	0	0	0	0-0	0	0-0	1	0	0	0	0	.000
Gaetti	.251	148	502	63	126	203	24	1	17	69	4-6	6	36-3	88	7	3	20	7	.305
Gallego	.163	27	43	6	7	9	2	0	0	1	1-1	0	1-0	6	0	0	0	1	.178
Gant	.229	139	502	68	115	195	21	4	17	62	0-1	1	58-3	162	14	6	2	6	.310
Green	.097	20	31	5	3	3	0	0	0	1	0-0	0	2-0	5	0	0	0	1	.152
Gulan	.000	5	9	2	0	0	0	0	0	1	0-0	0	1-0	5	0	0	0	0	.100
Jackson	.143	4	7	1	1	1	0	0	0	0	0-0	0	0-0	4	0	0	0	0	.143
Jordan	.234	47	145	17	34	39	5	0	0	10	0-0	6	10-1	21	6	1	4	0	.311
King	.000	30	1	0	0	0	0	0	0	0	0-0	0	0-0	1	0	0	0	0	.000
Lampkin	.245	108	229	28	56	87	8	1	7	22	4-2	4	28-5	30	2	1	8	5	.335
Lankford	.295	133	465	94	137	272	36	3	31	98	0-5	0	95-10	125	21	11	9	9	.411
Livingstone	.171	42	41	3	7	8	1	0	0	3	0-2	0	1-0	10	1	0	1	0	.182
Lowe	.333	6	3	0	1	1	0	0	0	0	0-0	0	0-0	1	0	0	0	0	.000
Mabry	.284	116	388	40	110	144	19	0	5	36	2-2	3	39-9	77	0	1	11	1	.352
Marrero	.244	17	45	4	11	19	2	0	2	7	0-1	0	2-1	13	4	0	1	3	.271
Mathews	.000	40	1	0	0	0	0	0	0	0	0-0	0	0-0	0	0	0	0	1	.000
McGee	.300	122	300	29	90	126	19	4	3	38	0-1	0	22-2	59	8	2	6	2	.347
RH	.274	-	95	-	26	37	6	1	1	12	0-0	0	7-1	21	-	-	1	-	.324
LH	.312	-	205	-	64	89	13	3	2	26	0-1	0	15-1	38	-	-	5	-	.357
McGwire	.253	51	174	38	44	119	3	0	24	42	0-2	5	43-8	61	2	0	0	1	.411
Mejia	.071	7	14	0	1	2	1	0	0	2	1-1	0	0-0	5	0	0	0	1	.067
Morris	.205	34	73	4	15	17	2	0	0	6	2-0	0	5-0	36	0	1	0	5	.256
Ordaz	.273	12	22	3	6	7	1	0	0	1	0-0	0	1-0	2	3	0	0	1	.304
Osborne	.208	14	24	2	5	6	1	0	0	2	1-0	0	0-0	6	1	0	0	0	.208
Pagnozzi	.220	25	50	4	11	17	3	0	1	8	0-0	0	1-0	7	0	0	2	0	.235
Painter	.000	14	1	0	0	0	0	0	0	0	0-0	0	0-0	1	0	0	0	0	.000
Petkovsek	.091	55	11	0	1	1	0	0	0	0	1-0	0	1-0	2	0	0	1	1	.167
Plantier	.257	42	113	13	29	52	8	0	5	18	0-2	3	11-1	27	0	3	5	1	.333
Raggio	.000	15	3	0	0	0	0	0	0	1	1-0	0	0-0	0	0	0	1	0	.000
Scarson	.100	5	10	0	1	1	0	0	0	0	0-0	0	2-0	5	1	0	0	0	.250
Sheaffer	.250	76	132	10	33	38	5	0	0	11	4-1	1	8-0	17	1	0	10	2	.296
Stottlemire	.236	29	55	6	13	19	4	1	0	4	5-0	0	8-0	13	0	0	0	1	.333
Sweeney	.213	44	61	5	13	16	3	0	0	4	1-1	1	9-1	14	0	1	2	0	.319
Valenzuela	.200	5	5	1	1	1	0	0	0	1	2-0	0	0-0	0	0	0	0	1	.200
Young	.258	110	333	38	86	121	14	3	5	34	1-3	2	38-3	63	6	5	8	13	.335
RH	.265	-	83	-	22	28	3	0	1	9	1-0	1	7-1	17	-	-	1	-	.330
LH	.256	-	250	-	64	93	11	3	4	25	0-3	1	31-2	46	-	-	7	-	.337
Cardinals	.255		5524		1409		269		144		58-44		543-54		164		128		.324
		162		689		2188		39		654		42		1191		60		123	
Opponents	.259		5493		1422		232		124		81-52		536-34		134		115		.329
		162		708		2090		32		669		59		1130		66		100	

1997 CARDINALS FINAL STATISTICS

(CONTINUED)

PITCHING

PLAYER	W-L	ERA	G	GS	CG	GF	SHO	SV	IP	H	R	ER	HR	BB-IBB	SO	WP	BK
Aybar	2-4	4.24	12	12	0	0	0	0	66.0	66	33	32	8	29-0	41	1	1
Batchelor	1-1	4.50	10	0	0	3	0	0	16.0	21	12	8	0	7-1	8	0	1
Bautista	0-0	6.57	11	0	0	3	0	0	12.1	15	10	9	2	2-1	4	1	0
Beltran	1-2	3.48	35	4	0	16	0	1	54.1	47	25	21	3	17-0	50	1	0
Al.Benes	9-9	2.89	23	23	2	0	0	0	161.2	128	60	52	13	68-3	160	9	2
An.Benes	10-7	3.10	26	26	0	0	0	0	177.0	149	64	61	9	61-4	175	7	0
Busby	0-2	8.79	3	3	0	0	0	0	14.1	24	14	14	2	4-0	6	0	0
Eckersley	1-5	3.91	57	0	0	47	0	36	53.0	49	24	23	9	8-0	45	2	0
Fossas	2-7	3.83	71	0	0	14	0	0	51.2	62	32	22	7	26-3	41	0	0
Frascatore	5-2	2.48	59	0	0	17	0	0	80.0	74	25	22	5	33-5	58	4	0
Gaetti	0-0	0.00	1	0	0	1	0	0	0.1	1	0	0	0	0-0	0	0	0
Honeycutt	0-0	13.50	2	0	0	2	0	0	2.0	5	3	3	0	1-0	2	1	1
Jackson	1-2	7.71	4	4	0	0	0	0	18.2	26	17	16	3	8-1	13	0	0
King	4-2	2.76	30	0	0	8	0	0	29.1	38	14	9	0	11-0	13	2	0
Lowe	0-2	9.35	6	4	0	1	0	0	17.1	27	21	18	2	10-0	8	0	0
Ludwick	0-1	9.45	5	0	0	3	0	0	6.2	12	7	7	1	6-0	7	0	0
Mathews	4-4	2.15	40	0	0	12	0	0	46.0	41	14	11	4	18-3	46	1	0
McGraw	0-0	0.00	2	0	0	2	0	0	1.2	2	0	0	0	1-0	0	0	0
Morris	12-9	3.19	33	33	3	0	0	0	217.0	208	88	77	12	69-2	149	5	3
Osborne	3-7	4.93	14	14	0	0	0	0	80.1	84	46	44	10	23-2	51	1	0
Painter	1-1	4.76	14	0	0	4	0	0	17.0	13	9	9	1	8-2	11	0	0
Petkovsek	4-7	5.06	55	2	0	19	0	2	96.0	109	61	54	14	31-4	51	2	0
Raggio	1-2	6.89	15	4	0	5	0	0	31.1	44	24	24	1	16-0	21	3	0
Stottlemyre	12-9	3.88	28	28	0	0	0	0	181.0	155	86	78	16	65-3	160	6	0
Valenzuela	0-4	5.56	5	5	0	0	0	0	22.2	22	19	14	2	14-0	10	2	0
Cardinals 73-89			162		5		3		1455.2		708		124		1130		8
		3.88		162		157		39		1422		627		536-34		48	
Opposition 89-73			162		9		8		1461.0		689		144		1191		6
		4.03		162		153		45		1409		655		543-54		41	

1997 CARDINALS LEADERS

BATTING

Average	DeShields	2955
	Lankford	2946
On-Base Average	Lankford	411
Slugging Pct.	Lankford	585
Games	Clayton	154
At-Bats	Clayton	576
Runs	Lankford	94
Hits	DeShields	169
Doubles	Clayton	39
Triples	DeShields	14
Home Runs	Lankford	31
RBI	Lankford	98
Walks	Lankford	95
Strikeouts	Gant	162
Sacrifice Bunts	An.Benes	8
Sacrifice Flies	DeShields, Gaetti	6
Stolen Bases	DeShields	55
Caught Stealing	DeShields	14
GIDP	Gaetti	20

PITCHING

ERA	An.Benes (Starter)	3.10
	Frascatore (Reliever)	2.48
Wins	Morris, Stottlemyre	12
Losses	Morris, Stottlemyre, Al. Benes	9
Games	Fossas	71
Games Started	Morris	33
Games Finished	Eckersley	47
Complete Games	Morris	3
Saves	Eckersley	36
Shutouts		0
Innings	Morris	217.0
Strikeouts	An.Benes	175
Walks	Morris	69

1997 CARDINALS HIGHS & LOWS

TEAM MISCELLANEOUS

Longest Winning Streak	5 – 4/27-5/1 & 6/28-7/2
Longest Losing Streak	7 – 9/20-9/26
Longest Game-Innings	15 – 9/15 vs LA
Longest Game-Time	4:42 – 9/15 vs LA
Shortest Game-Time	2:14 – 4/2 at MTL & 5/18 at ATL
Largest Crowd-Home	47,542 – 4/8 vs MTL
Largest Crowd-Road	48,366 – 5/17 at ATL
Largest Margin of Victory	11 – 6/3 vs COL (15-4)
Largest Margin of Defeat	12 – 9/21 at PIT (14-2)
Most Left on Base	15 – 7/2 vs MIN
Most Errors	4 – 5/7 vs PHI & 9/13 vs SD
Most Doubleplays Turned by Cardinals	4 – 8/25 vs MTL & 9/12 vs SD
Most Doubleplays Turned by Opponent	5 – 9/6[1] at COL

TEAM BATTING

Most Runs-Cards-Inning	9 – 5/7 vs PHI (7th)
Most Runs-Opponent-Inning	8 – 8/30 at KC (4th)
Most Runs-Game-Cards	15 – 6/3 vs COL
Most Runs-Game-Opponent	16 – 8/30 at KC
Most Runs-Game-Both Clubs	21 – 5/7 vs PHI, 8/30 at KC & 9/17 at CHI
Fewest Hits-Game-Cards	2 – 4/2 at MTL, 5/23 at SF, & 8/21 at MTL
Most Hits-Game-Cards	21 – 6/3 vs COL
Most Hits-Game-Opponent	19 – 5/17 at ATL
Most Doubles-Game-Cards	6 – 6/11 at SD
Most Triples-Game-Cards	3 – 8/29 at KC
Most Home Runs-Game-Cards	4 – 5/14 at PHI & 7/13 at CHI
Most Home Runs-Game-Opponent	5 – 8/30 at KC
Most Stolen Bases-Game-Cards	6 – 5/25 at SF & 9/27 vs CHI
Most Stolen Bases-Game-Opponent	6 – 7/14 at CIN

TEAM PITCHING

Most Strikeouts-Game-Cards	16 – 5/16 at ATL, 6/4 at PIT & 6/11 at SD
Most Strikeouts-Game-Opponent	18 – 5/16 at ATL
Most Walks-Game-Cards	9 – 4/12 vs HOU
Most Walks-Game-Opponent	8 – 5/30 vs LA, 8/15 vs ATL & 9/16 vs LA
Fewest Hits Allowed	3 – 4/19 [2] at SD & 8/8 vs PHI

INDIVIDUAL BATTING

Longest Hit Streak (Games)	20 – Mabry (5/19-6/9)
Most Hits-Game	5 – Clayton (6/3 vs COL)
Most Doubles-Game	2 – nine players
Most Triples-Game	1 – 10 players
Most Home Runs-Game	2 – Lankford (three times), Gaetti (7/10 at CHI)
.....	DeShields (7/27 vs FLA), McGwire (four times), Gant (9/2 vs CWS)
Most RBI-Game	6 – Mabry (6/3 vs COL)
Most Runs-Game	4 – Lankford (5/7 vs PHI)
Most Stolen Bases-Game	3 – DeShields (5/25 at SF, 8/13 vs NY & 9/25 vs CIN)

INDIVIDUAL PITCHING

Most Strikeouts-Game-Starter	12 – An. Benes (5/24 at SF & 7/12 at CHI)
Most Strikeouts-Game-Reliever	4 – Frascatore (6/1 vs LA),
.....	Petkovsek (6/11 at SD) & Beltran (9/6[1] at COL)
Longest Win Streak	4 – Morris (5/29-6/14[2])
Longest Losing Streak	6 – Fossas (5/21-9/1)
Most Innings Pitched-Game-Starter	9 – Al. Benes (4/19 [2] at SD & 5/16 at ATL),
.....	An. Benes (7/12 at CHI) & Morris (9/27 vs CHI)
Most Innings Pitched-Game-Reliever	6 – Petkovsek (4/19 [1] at SD)
Most Consecutive Scoreless IP	17 – Al. Benes (4/8-4/19 [2])
Fewest Hits Allowed - CG	3 – Al. Benes (4/19 [2] at SD)

1997 TEAM BATTING / PITCHING VS. OPPONENTS

CARDINALS BATTERS

	ATL	CHI	CIN	COL	FLA	HOU	LA	MTL	NY	PHI	PIT	SD	SF
AVG	.236	.277	.266	.314	.233	.211	.247	.242	.246	.237	.257	.247	.291
G	11	12	12	11	11	12	11	11	11	11	12	11	11
AB	382	408	432	401	344	402	389	360	374	358	420	381	375
R	27	58	61	73	41	37	46	49	37	47	43	48	66
H	90	113	115	126	80	85	96	87	92	85	108	94	109
2B	17	16	20	23	13	18	20	19	14	17	20	20	25
3B	0	4	3	2	5	0	2	4	4	3	1	3	3
HR	9	16	12	15	8	4	13	7	9	12	8	7	13
SH	4	6	5	2	5	4	7	2	5	2	5	3	5
SF	0	2	8	4	3	1	1	7	1	1	4	4	6
HP	3	4	5	6	5	2	1	2	1	4	2	3	0
BB	24	44	52	43	39	36	37	45	25	35	36	41	35
SO	93	91	105	62	84	91	86	78	64	92	92	78	82
SB	9	14	20	19	6	8	11	12	10	8	12	16	10
CS	2	3	4	7	5	3	4	3	3	3	6	4	3
GIDP	9	12	6	14	10	5	8	11	8	11	10	6	9
E	12	9	10	9	2	9	6	9	10	9	8	8	9

TEAM PITCHING VS. CARDINALS BATTERS

	ATL	CHI	CIN	COL	FLA	HOU	LA	MTL	NY	PHI	PIT	SD	SF
ERA	2.36	4.86	4.82	6.42	3.69	2.72	3.77	4.19	3.24	4.18	3.44	3.87	5.87
CG	1	1	0	0	1	1	1	0	0	2	1	0	1
SHO	2	1	0	0	1	0	0	0	1	1	0	0	1
SV	3	0	6	3	2	7	3	4	5	3	5	2	0
IP	103	107.1	114	101.1	95	109	102.2	96.2	100	97	110	100	95
ER	27	58	61	72	39	33	43	45	36	45	42	43	62
WP	1	2	8	1	2	3	1	4	2	1	5	5	2

CARDINALS PITCHERS

	ATL	CHI	CIN	COL	FLA	HOU	LA	MTL	NY	PHI	PIT	SD	SF
ERA	3.31	3.30	3.08	6.16	3.21	3.81	3.50	3.87	4.15	3.35	5.38	3.23	3.92
W	3	8	6	4	6	3	6	5	2	5	3	6	8
L	8	4	6	7	5	9	5	6	9	6	9	5	3
G	11	12	12	11	11	12	11	11	11	11	12	11	11
CG	0	1	0	0	0	0	0	0	0	0	1	1	1
SHO	0	0	0	0	0	0	0	0	0	0	1	1	0
SV	2	2	4	2	3	3	4	2	1	1	2	3	4
IP	100.2	109	114	99.1	95.1	106.1	103	95.1	97.2	96.2	107	100.1	98.2
AB	366	403	425	393	350	409	390	361	362	375	407	378	377
H	91	91	102	117	82	104	106	96	100	94	112	97	99
R	44	44	52	73	34	51	41	44	54	44	68	40	50
ER	37	40	39	68	34	45	40	41	45	36	64	36	43
HB	3	2	3	7	4	6	2	3	5	2	8	2	4
BB	32	37	53	36	44	48	27	30	34	35	45	35	42
SO	93	83	87	72	73	91	81	57	55	66	95	80	87
WP	1	4	5	0	5	3	4	4	2	5	3	3	4
AVG	.249	.226	.240	.298	.234	.254	.272	.266	.276	.251	.275	.257	.263

TEAM BATTING VS. CARDINALS PITCHERS

	ATL	CHI	CIN	COL	FLA	HOU	LA	MTL	NY	PHI	PIT	SD	SF
2B	14	14	16	13	17	13	16	20	20	14	24	16	19
3B	3	2	0	4	1	6	0	2	4	1	3	2	2
HR	6	8	8	15	9	7	7	8	9	7	13	3	8
SH	9	7	6	6	4	0	8	7	6	4	7	4	5
SF	3	2	5	5	2	4	1	2	6	4	5	4	4
SB	7	9	21	11	5	16	4	5	3	8	12	14	10
CS	4	4	6	4	4	8	6	1	9	1	6	5	2
GIDP	10	6	5	9	8	4	5	12	9	7	7	6	10
E	3	3	4	3	4	9	15	12	3	8	10	8	9

1997 CARDINALS INTERLEAGUE STATISTICS

CARDINALS BATTERS

VS.	.AVG	AB	R	H	2B	3B	HR	SH	SF	HP	BB	SO	SB	CS	GDP	E
CWS	.317	104	14	33	8	0	4	1	1	0	10	22	2	2	0	3
CLE	.253	91	10	23	6	0	2	2	1	0	9	15	1	3	2	4
KC	.255	106	19	27	7	3	2	0	0	2	10	16	0	2	1	0
MIL	.225	102	7	23	2	2	1	0	0	1	8	26	5	2	3	6
MIN	.242	95	6	23	4	0	2	0	0	1	14	14	1	1	3	0

CARDS MISCELLANEOUS INTERLEAGUE BATTING

	AVG.	AB	R	H	2B	3B	HR	RBI	BB	SO	OBP
Home	.272	298	30	79	18	0	8	28	33	51	.347
Road	.240	208	26	50	9	5	3	23	18	42	.310
Pinch-hitting	.235	4	0	1	0	0	0	0	0	0	.250

CARDINALS DESIGNATED HITTERS

BATTER	AVG.	AB	R	H	2B	3B	HR	RBI	BB	SO	OBP
Gant	.000	4	0	0	0	0	0	0	0	3	.000
Livingstone	.250	4	0	1	0	0	0	0	0	0	.250
McGee	.154	13	0	2	0	1	0	3	0	0	.154
Young	.250	4	0	1	0	0	0	0	0	1	.250
TOTALS	.160	25	0	4	0	1	0	3	0	4	.160

A.L. TEAM PITCHING VS. CARDINALS BATTERS

TEAM	ERA	CG	SHO	SV	IP	ER	WP
CWS	5.04	0	0	1	25.0	14	1
CLE	2.77	0	0	0	26.0	8	0
KC	5.33	0	0	0	27.0	16	1
MIL	1.67	0	1	1	27.0	5	2
MIN	2.13	0	0	0	25.1	6	0

CARDINALS PITCHERS

VS.	ERA	W	L	G	CG	SHO	SV	IP	AB	H	R	ER	HB	BB	SO	WP	AVG.
CWS	1.67	2	1	3	0	0	1	27.0	101	25	8	5	2	4	18	1	.248
CLE	4.33	1	2	3	0	0	1	27.0	104	28	19	13	0	8	28	1	.269
KC	9.35	2	1	3	0	0	2	26.0	102	31	27	27	4	14	14	1	.304
MIL	4.44	0	3	3	1	0	0	24.1	88	25	13	12	2	9	23	1	.284
MIN	0.64	3	0	3	0	1	2	28.0	102	22	2	2	0	3	27	1	.216

CARDS MISCELLANEOUS INTERLEAGUE PITCHING

	W-L	ERA	CG	SV	IP	H	R	ER	HR	BB	SO	AVG.
Starters	6-5	3.66	1	0	96.0	84	43	39	8	26	87	.238
Relievers	2-2	4.95	0	6	36.1	47	26	20	8	12	23	.326

A.L. TEAM BATTING VS. CARDINALS PITCHERS

TEAM	2B	3B	HR	SH	SF	SB	CS	GDP	E
CWS	3	0	1	2	1	1	1	2	0
CLE	3	1	2	4	0	4	0	5	2
KC	7	0	9	0	3	0	0	4	1
MIL	2	1	2	1	1	3	4	4	5
MIN	1	0	2	1	0	1	1	2	1

1997 CARDINALS BATTING

VS. LEFTHANDED PITCHERS

BATTER	AVG.	AB	R	H	2B	3B	HR	RBI	BB	SO	SB
Bell	.280	50	3	14	4	0	0	2	3	7	0
Berblinger	.000	1	0	0	0	0	0	0	0	0	0
Clayton	.252	139	24	35	12	1	2	10	8	33	5
Deshields	.280	118	21	33	5	3	1	12	13	13	11
Difelice	.234	64	3	15	2	0	2	10	7	17	0
Franklin	.111	9	0	1	0	0	0	0	0	4	0
Gaetti	.277	112	18	31	6	0	5	18	14	17	3
Gallego	.077	13	1	1	1	0	0	0	0	3	0
Gant	.197	122	22	24	4	2	5	15	17	37	2
Green	.143	7	1	1	0	0	0	0	0	1	0
Gulan	.000	2	1	0	0	0	0	0	1	2	0
Jordan	.286	35	5	10	3	0	0	3	4	4	1
Lampkin	.250	36	5	9	1	0	0	4	4	9	1
Lankford	.301	136	26	41	11	1	12	38	15	39	1
Livingstone	.000	2	0	0	0	0	0	0	0	0	0
Mabry	.266	94	6	25	6	0	0	10	5	23	0
Marrero	.100	10	1	1	1	0	0	0	0	4	1
McGee	.274	95	7	26	6	1	1	12	7	21	1
McGwire	.244	41	10	10	1	0	5	9	12	20	0
Mejia	.167	6	0	1	1	0	0	1	0	2	0
Ordaz	.000	2	0	0	0	0	0	0	0	0	0
Pagnozzi	.357	14	1	5	2	0	0	2	0	1	0
Plantier	.154	13	1	2	0	0	1	1	1	3	0
Scarsone	.000	2	0	0	0	0	0	0	0	2	0
Sheaffer	.222	63	2	14	3	0	0	4	4	9	1
Sweeney	.000	2	1	0	0	0	0	0	0	0	0
Young	.265	83	10	22	3	0	1	9	7	17	2
PITCHERS	.149	74	3	11	1	0	0	4	6	29	0
TOTALS	.247	1345	172	332	73	8	35	164	128	317	29

VS. RIGHANDED PITCHERS

BATTER	AVG	AB	R	H	2B	3B	HR	RBI	BB	SO	SB
Bell	.174	92	6	16	3	2	1	10	7	21	1
Berblinger	.000	4	1	0	0	0	0	0	0	1	0
Clayton	.270	437	51	118	27	4	7	51	25	76	25
DeShields	.300	454	71	136	21	11	10	46	42	59	44
Difelice	.240	196	13	47	8	1	2	20	12	44	1
Franklin	.400	25	6	10	0	0	2	2	3	6	0
Gaetti	.244	390	45	95	18	1	12	51	22	71	4
Gallego	.200	30	5	6	1	0	0	1	1	3	0
Gant	.239	380	46	91	17	2	12	47	41	125	12
Green	.083	24	4	2	0	0	0	1	2	4	0
Gulan	.000	7	1	0	0	0	0	1	0	3	0
Jordan	.218	110	12	24	2	0	0	7	6	17	5
Lampkin	.244	193	23	47	7	1	7	18	24	21	1
Lankford	.292	329	68	96	25	2	19	60	80	86	20
Livingstone	.179	39	3	7	1	0	0	3	1	10	1
Mabry	.289	294	34	85	13	0	5	26	34	54	0
Marrero	.286	35	3	10	1	0	2	7	2	9	3
McGee	.312	205	22	64	13	3	2	26	15	38	7
McGwire	.256	133	28	34	2	0	19	33	31	41	2
Mejia	.000	8	0	0	0	0	0	1	0	3	0
Ordaz	.300	20	3	6	1	0	0	1	1	2	3
Pagnozzi	.167	36	3	6	1	0	1	6	1	6	0
Plantier	.270	100	12	27	8	0	4	17	10	24	0
Scarsone	.125	8	0	1	0	0	0	0	2	3	1
Sheaffer	.275	69	8	19	2	0	0	7	4	8	0
Sweeney	.220	59	4	13	3	0	0	4	9	14	0
Young	.256	250	28	64	11	3	4	25	31	46	4
PITCHERS	.210	252	17	53	11	1	0	19	9	79	1
TOTALS	.258	4179	517	1077	196	31	109	490	415	874	135

1997 CARDINALS BATTING WITH RUNNERS IN SCORING POSITION

BATTER	OUTS	AVG.	AB	H	2B	3B	HR	RBI-SP	MISP	MOB
Aybar	<2	.000	1	1	0	0	0	1	2	2
Aybar	=2	.000	4	0	0	0	0	0	4	6
Aybar		.200	5	1	0	0	0	1	6	8
Bell	<2	.267	15	4	1	0	0	7	21	27
Bell	=2	.250	16	4	0	0	0	3	21	30
Bell		.258	31	8	1	0	0	10	42	57
Beltran	<2	.000	2	0	0	0	0	0	3	5
Beltran	=2	.000	1	0	0	0	0	0	1	1
Beltran		.000	3	0	0	0	0	0	4	6
Al.Benes	<2	.000	3	0	0	0	0	1	10	16
Al.Benes	=2	.417	12	5	1	0	0	4	13	19
Al.Benes		.333	15	5	1	0	0	5	23	35
An.Benes	<2	.100	10	1	0	0	0	2	12	15
An.Benes	=2	.000	4	0	0	0	0	0	7	8
An.Benes		.071	14	1	0	0	0	2	19	23
Clayton	<2	.243	70	17	7	2	0	24	102	133
Clayton	=2	.221	68	15	2	1	0	18	96	131
Clayton		.232	138	32	9	3	0	42	198	264
DeShields	<2	.319	47	15	1	2	2	23	70	92
DeShields	=2	.323	62	20	4	2	2	21	86	110
DeShields		.321	109	35	5	4	4	44	156	202
Difelice	<2	.346	26	9	1	0	0	8	39	58
Difelice	=2	.303	33	10	1	0	0	13	40	59
Difelice		.322	59	19	2	0	0	21	79	117
Franklin	<2	.000	2	0	0	0	0	0	3	4
Franklin	=2	.000	3	0	0	0	0	0	3	5
Franklin		.000	5	0	0	0	0	0	6	9
Frascatore	<2	.000	1	0	0	0	0	0	1	1
Frascatore	=2	.000	0	0	0	0	0	0	0	0
Frascatore		.000	1	0	0	0	0	0	1	1
Gaetti	<2	.306	72	22	6	0	1	30	102	147
Gaetti	=2	.189	74	14	4	0	2	13	90	132
Gaetti		.247	146	36	10	0	3	43	192	279
Gallego	<2	.000	6	0	0	0	0	1	9	12
Gallego	=2	.200	5	1	0	0	0	0	6	9
Gallego		.091	11	1	0	0	0	1	15	21
Gant	<2	.328	67	22	4	2	3	23	95	121
Gant	=2	.206	63	13	2	0	2	13	84	116
Gant		.269	130	35	6	2	5	36	179	237
Green	<2	.250	4	1	0	0	0	1	7	10
Green	=2	.000	3	0	0	0	0	0	4	4
Green		.143	7	1	0	0	0	1	11	14
Gulan	<2	.000	2	0	0	0	0	1	3	5
Gulan	=2	.000	1	0	0	0	0	0	1	2
Gulan		.000	3	0	0	0	0	1	4	7
Jackson	<2	.000	0	0	0	0	0	0	0	0
Jackson	=2	.000	4	0	0	0	0	0	5	8
Jackson		.000	4	0	0	0	0	0	5	8
Jordan	<2	.280	25	7	1	0	0	6	33	45
Jordan	=2	.188	16	3	0	0	0	3	27	32
Jordan		.244	41	10	1	0	0	9	60	77
King	<2	.000	0	0	0	0	0	0	0	0
King	=2	.000	1	0	0	0	0	0	2	2
King		.000	1	0	0	0	0	0	2	2
Lampkin	<2	.222	27	6	1	0	0	8	44	57
Lampkin	=2	.188	16	3	0	0	0	4	27	38
Lampkin		.209	43	9	1	0	0	12	71	95

**1997 CARDINALS BATTING
WITH RUNNERS IN SCORING POSITION
(CONTINUED)**

BATTER	OUTS	AVG.	AB	H	2B	3B	HR	RBI-SP	MISP	MOB
Lankford	<2	.314	70	22	5	0	7	38	108	149
Lankford	=2	.205	44	9	4	0	4	12	75	104
Lankford		.272	114	31	9	0	11	50	183	253
Livingstone	<2	.250	4	1	0	0	0	3	8	11
Livingstone	=2	.000	1	0	0	0	0	0	1	1
Livingstone		.200	5	1	0	0	0	3	9	12
Mabry	<2	.357	42	15	3	0	1	17	56	83
Mabry	=2	.200	40	8	3	0	1	11	73	99
Mabry		.280	82	23	6	0	2	28	129	182
Marrero	<2	.222	9	2	0	0	1	4	13	18
Marrero	=2	.500	2	1	0	0	0	1	3	4
Marrero		.273	11	3	0	0	1	5	16	22
Mathews	<2	.000	0	0	0	0	0	0	0	0
Mathews	=2	.000	1	0	0	0	0	0	1	1
Mathews		.000	1	0	0	0	0	0	1	1
McGee	<2	.326	43	14	3	1	0	16	57	82
McGee	=2	.300	40	12	1	2	1	13	57	83
McGee		.313	83	26	4	3	1	29	114	165
McGwire	<2	.350	20	7	0	0	5	7	37	42
McGwire	=2	.200	25	5	2	0	2	5	34	44
McGwire		.267	45	12	2	0	7	12	71	86
Mejia	<2	.000	1	0	0	0	0	1	2	4
Mejia	=2	1.000	1	1	1	0	0	1	1	1
Mejia		.500	2	1	1	0	0	2	3	5
Morris	<2	.333	6	2	0	0	0	1	11	13
Morris	=2	.200	15	3	1	0	0	4	17	23
Morris		.238	21	5	1	0	0	5	28	36
Ordaz	<2	.000	1	0	0	0	0	1	1	1
Ordaz	=2	.000	2	0	0	0	0	0	2	3
Ordaz		.000	3	0	0	0	0	1	3	4
Osborne	<2	.333	3	1	0	0	0	1	3	4
Osborne	=2	.167	6	1	1	0	0	1	8	11
Osborne		.222	9	2	1	0	0	2	11	15
Pagnozzi	<2	.273	11	3	1	0	0	4	14	23
Pagnozzi	=2	.125	8	1	1	0	0	1	11	15
Pagnozzi		.211	19	4	2	0	0	5	25	38
Painter	<2	.000	0	0	0	0	0	0	0	0
Painter	=2	.000	1	0	0	0	0	0	1	1
Painter		.000	1	0	0	0	0	0	1	1
Petkovsek	<2	.000	2	0	0	0	0	0	3	5
Petkovsek	=2	.000	0	0	0	0	0	0	1	2
Petkovsek		.000	2	0	0	0	0	0	4	7
Plantier	<2	.350	20	7	2	0	0	9	26	36
Plantier	=2	.154	13	2	1	0	0	2	17	24
Plantier		.273	33	9	3	0	0	11	43	60
Raggio	<2	.000	1	0	0	0	0	1	2	3
Raggio	=2	.000	0	0	0	0	0	0	0	0
Raggio		.000	1	0	0	0	0	1	2	3
Scarsone	<2	.000	2	0	0	0	0	0	4	6
Scarsone	=2	.000	0	0	0	0	0	0	0	0
Scarsone		.000	2	0	0	0	0	0	4	6
Sheaffer	<2	.318	22	7	1	0	0	6	28	46
Sheaffer	=2	.333	12	4	1	0	0	5	17	23
Sheaffer		.324	34	11	2	0	0	11	45	69

**1997 CARDINALS BATTING
WITH RUNNERS IN SCORING POSITION
(CONTINUED)**

BATTER	OUTS	AVG.	AB	H	2B	3B	HR	RBI-SP	MISP	MOB
Stottlemyre	<2	.200	5	1	1	0	0	3	8	12
Stottlemyre	=2	.200	10	2	1	0	0	1	12	15
Stottlemyre		.200	15	3	2	0	0	4	20	27
Sweeney	<2	.222	9	2	1	0	0	2	12	15
Sweeney	=2	.100	10	1	0	0	0	2	14	16
Sweeney		.158	19	3	1	0	0	4	26	31
Valenzuela	<2	.000	0	0	0	0	0	0	1	1
Valenzuela	=2	.500	2	1	0	0	0	1	2	2
Valenzuela		.500	2	1	0	0	0	1	3	3
Young	<2	.279	43	12	1	0	0	17	59	75
Young	=2	.231	39	9	1	1	0	11	57	82
Young		.256	82	21	2	1	0	28	116	157
CARDINALS	<2	.290	694	201	40	7	20	267	1009	1379
CARDINALS	=2	.225	658	148	32	6	14	163	921	1266
CARDINALS		.258	1352	349	72	13	34	430	1930	2645

1997 CARDINALS PINCH-HITTERS

BATTER	AVG.	AB	R	H	2B	3B	HR	RBI	BB	SO	OBP
Bell	.000	5	0	0	0	0	0	0	0	1	.000
Berblinger	.000	1	0	0	0	0	0	0	0	0	.000
Clayton	.000	0	0	0	0	0	0	0	2	0	1.000
DeShields	.375	8	3	3	0	0	2	3	0	2	.375
Difelice	.000	2	0	0	0	0	0	0	0	2	.000
Franklin	.167	6	0	1	0	0	0	0	0	4	.167
Gaetti	.182	11	1	2	2	0	0	2	1	1	.250
Gallego	.200	5	1	1	0	0	0	0	0	2	.200
Gant	.182	11	0	2	1	0	0	3	2	5	.308
Green	.000	2	0	0	0	0	0	0	0	0	.000
Gulan	.000	3	0	0	0	0	0	0	1	3	.250
Jordan	.000	5	0	0	0	0	0	0	0	1	.000
Lampkin	.171	35	3	6	1	0	0	3	2	4	.211
Lankford	.000	2	1	0	0	0	0	0	0	1	.000
Livingstone	.129	31	1	4	1	0	0	3	1	9	.147
Mabry	.000	4	0	0	0	0	0	0	1	1	.333
Marrero	.000	0	0	0	0	0	0	1	0	0	.000
McGee	.314	51	6	16	5	2	1	6	5	9	.375
McGwire	.000	1	0	0	0	0	0	0	1	0	.500
Mejia	.000	3	0	0	0	0	0	0	0	1	.000
Morris	.000	1	0	0	0	0	0	0	0	1	.000
Ordaz	.000	1	0	0	0	0	0	0	0	0	.000
Pagnozzi	.300	10	1	3	2	0	0	2	0	2	.300
Plantier	.143	7	0	1	0	0	0	0	1	3	.250
Sheaffer	.120	25	1	3	0	0	0	2	0	4	.120
Stottlemyre	.000	1	0	0	0	0	0	0	0	1	.000
Sweeney	.313	16	3	5	1	0	0	1	5	3	.478
Young	.143	14	1	2	0	0	0	3	4	7	.316
TOTALS	.188	261	22	49	13	2	3	29	26	67	.261

1997 CARDINALS HOME RUNS, BY TEAM

ATLANTA (9)	AT ST. LOUIS	AWAY	NEW YORK (9)	AT ST. LOUIS	AWAY
DESHIELDS	1	0	CLAYTON	1	0
FRANKLIN	0	1	DESHIELDS	1	0
GANT	1	2	LANKFORD	0	1
LANKFORD	1	2	MCGEE	0	1
MCGWIRE	1	0	MCGWIRE	3	0
			PAGNOZZI	1	0
			YOUNG	1	0
CHICAGO (N.L.) (16)	AT ST. LOUIS	AWAY	PHILADELPHIA (12)	AT ST. LOUIS	AWAY
CLAYTON	0	1	CLAYTON	0	1
DESHIELDS	0	1	DESHIELDS	0	1
DIFELICE	0	1	DIFELICE	1	0
GAETTI	1	4	FRANKLIN	0	1
LANKFORD	0	2	GAETTI	1	1
MARRERO	0	1	GANT	1	0
MCGWIRE	3	1	LAMPKIN	0	1
PLANTIER	0	1	LANKFORD	2	1
			MCGWIRE	1	0
CINCINNATI (12)	AT ST. LOUIS	AWAY	PITTSBURGH (6)	AT ST. LOUIS	AWAY
CLAYTON	0	1	GANT	1	0
DIFELICE	0	1	LANKFORD	1	3
GAETTI	0	1	MARRERO	0	1
GANT	1	1	MCGWIRE	0	1
LANKFORD	0	4	YOUNG	0	1
MCGWIRE	1	0			
PLANTIER	1	0			
YOUNG	1	0			
COLORADO (15)	AT ST. LOUIS	AWAY	SAN DIEGO (7)	AT ST. LOUIS	AWAY
CLAYTON	1	0	DESHIELDS	0	1
DESHIELDS	1	0	DIFELICE	0	1
GAETTI	0	1	GANT	0	1*
GANT	1	1	LANKFORD	1	1
LAMPKIN	0	1	MCGWIRE	1	0
LANKFORD	1	2	YOUNG	0	1
MABRY	1	0			
MCGWIRE	0	4			
PLANTIER	0	1			
			* AT HONOLULU		
FLORIDA (8)	AT ST. LOUIS	AWAY	SAN FRANCISCO (13)	AT ST. LOUIS	AWAY
CLAYTON	2	0	GAETTI	1	1
DESHIELDS	3	0	GANT	3	0
GAETTI	0	1	LAMPKIN	1	0
MCGWIRE	0	2	LANKFORD	2	1
			MABRY	1	0
			MCGWIRE	0	2
			PLANTIER	1	0
HOUSTON (4)	AT ST. LOUIS	AWAY	CHICAGO (A.L.) (4)	AT ST. LOUIS	AWAY
CLAYTON	1	0	GAETTI	1	0
DESHIELDS	0	1	GANT	2	0
GAETTI	1	0	MCGWIRE	1	0
GANT	1	0			
LOS ANGELES (13)	AT ST. LOUIS	AWAY	CLEVELAND (2)	AT ST. LOUIS	AWAY
CLAYTON	0	1	MABRY	2	0
DESHIELDS	0	1			
GAETTI	2	0	KANSAS CITY (2)	AT ST. LOUIS	AWAY
GANT	0	1	MCGWIRE	0	1
LAMPKIN	0	1	PLANTIER	0	1
LANKFORD	2	3			
MABRY	1	0	MILWAUKEE (1)	AT ST. LOUIS	AWAY
MCGWIRE	1	0	LAMPKIN	0	1
MONTREAL (7)	AT ST. LOUIS	AWAY	MINNESOTA (2)	AT ST. LOUIS	AWAY
BELL	1	0	LAMPKIN	1	0
GAETTI	0	1	MCGEE	1	0
LAMPKIN	0	1			
LANKFORD	0	1			
MCGEE	1	0			
MCGWIRE	1	0			
YOUNG	0	1			

1997 CARDINALS HOME RUNS, BY GAME

DATE	PLAYER	VS	PITCHER	INNING	MEN ON
4/3	Young (1)	at MON	Perez	3	1
4/5	DeShields (1) (leadoff)	at HOU	Fernandez	1	0
4/8	McGee (1) (pinch-hit)	MON	Urbina	9	0
4/11	Clayton (1) (leadoff)	HOU	Reynolds	1	0
	Gant (1)	HOU	Reynolds	8	1
4/13	Gaetti (1)	HOU	Lima	8	0
4/20	Gant (2) (inside-the-park)	* SD	Ashby	4	0
4/23	Lankford (1)	at LA	Martinez	1	0
4/25	Clayton (2)	COL	Ritz	7	0
4/28	Lampkin (1)	SF	VanLandingham	2	0
	Mabry (1)	SF	VanLandingham	4	0
4/29	Lankford (2)	SF	Rueter	1	0
	Lankford (3)	SF	Poole	8	1
	Gant (3) (Homer's Landing)	SF	Beck	9	2
5/4	Lankford (4)	at NY	Clark	1	1
	McGee (2)	at NY	Clark	4	1
5/6	Gant (4)	ATL	Bielecki	8	1
5/7	Gant (5)	PHI	Munoz	1	1
	Gaetti (2)	PHI	Spradlin	7	2
	Lankford (5) (grand slam)	PHI	Plantenberg	7	3
5/8	Difelice (1)	PHI	Mimbs	5	0
5/9	Young (2)	NY	Clark	1	0
5/11	Clayton (3)	NY	Mlicki	5	1
5/13	Lampkin (2)	at PHI	Stephenson	3	0
	DeShields (2)	at PHI	Stephenson	4	0
5/14	Lankford (6)	at PHI	Mimbs	6	1
	Franklin (1)	at PHI	Ryan	9	0
	Gaetti (3)	at PHI	Ryan	9	0
	Clayton (4)	at PHI	Ryan	9	1
5/17	Franklin (2)	at ATL	Smoltz	6	0
	Gant (6) (back-to-back)	at ATL	Smoltz	6	0
	Lankford (7) (grand slam)	at ATL	Clontz	8	3
5/18	Gant (7)	at ATL	Glavine	4	0
5/19	Lankford (8)	at ATL	Neagle	4	0
5/20	Gant (8)	PIT	Loaiza	5	0
5/26	Gant (9)	at COL	Ritz	2	2
	Gaetti (4)	at COL	Holmes	5	0
5/27	Lankford (9)	at COL	Thomson	1	1
5/29	Gaetti (5)	LA	Astacio	4	0
5/31	Mabry (2)	LA	Valdes	6	1
6/2	Lankford (10)	COL	Burke	5	2
6/3	DeShields (3) (pinch-hit)	COL	Dipoto	5	0
	Gant (10)	COL	Dipoto	5	2
	Mabry (3)	COL	McCurry	5	2
6/4	Lankford (11)	at PIT	Schmidt	1	1
6/5	Lankford (12)	at PIT	Rincon	9	0
6/6	Lankford (13)	at LA	Park	1	0
	Lankford (14)	at LA	Park	4	0
	Gant (11)	at LA	Park	4	0
6/8	Lampkin (3)	at LA	Astacio	4	0
	Clayton (5)	at LA	Osuna	7	0
	DeShields (4)	at LA	Worrell	9	1
6/9	Lankford (15)	at SD	Cunnane	1	1
	Difelice (2)	at SD	Cunnane	5	0
	Young (3) (back-to-back)	at SD	Cunnane	5	0
6/10	DeShields (5)	at SD	Hoffman	9	1
6/14 (1)	Mabry (4)	CLE	Colon	4	0
6/14 (2)	Mabry (5)	CLE	Ogea	2	0
6/17	Lampkin (4)	at MIL	Mercedes	4	0
6/25	Gaetti (6)	CHI	Adams	9	1
6/27	Difelice (3)	at CIN	Tomko	2	1
6/28	Gant (12)	at CIN	Smiley	1	1
6/29	Lankford (16)	at CIN	Morgan	3	1
	Clayton (6)	at CIN	Remlinger	8	0
7/1	Lampkin (5)	MIN	Hawkins	4	1
7/2	McGee (3)	MIN	Guardado	10	0

1997 CARDINALS HOME RUNS, BY GAME

(CONTINUED)

DATE	PLAYER	VS	PITCHER	INNING	MEN ON
7/4	Lankford (17)	PIT	Cordova	1	2
7/10	Gaetti (7)	at CHI	Foster	3	0
	Gaetti (8)	at CHI	Wendell	9	0
7/11	Lankford (18)	at CHI	Gonzalez	8	0
7/12	Gaetti (9)	at CHI	Mulholland	7	0
7/13	DeShields (6)	at CHI	Trachsel	1	0
	Plantier (1)	at CHI	Trachsel	5	0
	Gaetti (10)	at CHI	Trachsel	5	2
	Lankford (19)	at CHI	Tatis	8	2
7/14	Gaetti (11)	at CIN	Mercker	4	0
	Lankford (20)	at CIN	Mercker	6	0
7/15	Lankford (21) (upper deck-RF)	at CIN	Tomko	1	1
	Lankford (22) (upper deck-RF)	at CIN	Tomko	3	0
7/18	Gant (13)	SF	Estes	1	0
7/19	Plantier (2)	SF	Rodriguez	7	0
	Gant (14)	SF	Henry	8	2
7/21	Gaetti (12)	SF	Foulke	1	1
7/25	Clayton (7)	FLA	Hernandez	7	1
7/26	Clayton (8) (leadoff)	FLA	Saunders	1	0
	DeShields (7) (pinch-hit)	FLA	Helling	7	1
7/27	DeShields (8)	FLA	Brown	3	1
	DeShields (9)	FLA	Helling	7	0
8/8	Lankford (23)	PHI	Leiter	3	0
	McGwire (1) (back-to-back)	PHI	Leiter	3	0
8/12	Pagnozzi (1)	NY	Mlicki	2	1
	McGwire (2)	NY	Mlicki	4	0
8/13	McGwire (3) (upper deck-LF)	NY	Bohanon	1	1
	McGwire (4)	NY	Rojas	8	0
8/14	DeShields (10)	NY	Jones	5	1
8/15	McGwire (5)	ATL	Glavine	9	1
	DeShields (11)	ATL	Cather	12	0
8/16	Lankford (24)	ATL	Maddux	1	2
8/19	Lankford (25)	at MON	Perez	2	2
	Gaetti (13)	at MON	Valdes	5	0
8/20	Lampkin (6)	at MON	Bullinger	9	0
8/22	McGwire (6) (upper deck-LF)	at FLA	Saunders	3	1
	McGwire (7) (upper deck-LF)	at FLA	Nen	9	2
8/24	Gaetti (14)	at FLA	Ojala	7	0
8/27	Bell (1)	MON	Bullinger	7	0
8/28	McGwire (8)	MON	Paniagua	3	0
8/29	McGwire (9)	at KC	Bones	5	0
	Plantier (3)	at KC	Bones	6	0
9/2	McGwire (10) (scoreboard-LF)	CWS	Navarro	1	1
	Gant (15)	CWS	Navarro	1	0
	Gant (16) (Stadium Club)	CWS	Sirotko	7	0
9/3	Gaetti (15)	CWS	Eyre	6	0
9/5	McGwire (11) (billboard-LF)	at COL	Castillo	1	0
	McGwire (12) (back wall-LF)	at COL	Castillo	5	2
9/6 (1)	McGwire (13)	at COL	Bailey	3	0
	Plantier (4)	at COL	Bailey	4	0
9/6 (2)	Lampkin (7)	at COL	Thomson	7	1
9/7	McGwire (14)	at COL	Astacio	1	0
	Lankford (26)	at COL	Astacio	6	0
9/9	Gaetti (16)	at SF	Mulholland	2	1
	Lankford (27)	at SF	Mulholland	7	0
	McGwire (15)	at SF	Tavarez	8	0
9/10	McGwire (16)	at SF	Estes	3	0
9/12	Lankford (28)	SD	Ashby	6	0
9/14	McGwire (17)	SD	Hamilton	6	0
9/15	Gaetti (17)	LA	Td. Worrell	9	0
	Lankford (29)	LA	Harkey	15	1
9/16	McGwire (18) (up deck fac.-LCF)	LA	Martinez	1	0
	Lankford (30)	LA	Guthrie	7	2

1997 CARDINALS HOME RUNS, BY GAME

(CONTINUED)

DATE	PLAYER	VS	PITCHER	INNING	MEN ON
9/17	Clayton (9)	at CHI	Batista	1	1
	McGwire (19)	at CHI	Myers	3	0
	Difelice (4)	at CHI	Patterson	9	1
9/18	Marrero (1)	at CHI	Adams	9	1
9/19	Lankford (31)	at PIT	Cooke	4	0
	McGwire (20)	at PIT	Cooke	6	0
	Marrero (2)	at PIT	Loiselle	11	0
9/21	Young (4)	at PIT	Lieber	5	0
9/23	Gant (17)	CIN	Mercker	5	1
	Young (5)	CIN	Sullivan	6	0
9/24	McGwire (21)	CIN	Burba	5	1
9/25	Plantier (5)	CIN	Tomko	4	0
9/27	McGwire (22)	CHI	Foster	4	1
	McGwire (23)	CHI	Morel	8	1
9/28	McGwire (24)	CHI	Trachsel	6	0

1997 CARDINALS HOME RUNS, BY INNING

1st inning	26	8th inning	12
2nd inning	7	9th inning	16
3rd inning	13	10th inning	1
4th inning	19	11th inning	1
5th inning	19	12th inning	1
6th inning	13	15th inning	1
7th inning	15		

1997 CARDINALS HOME RUNS, BY PLAYER

PLAYER	SOLO	2-RUN	3-RUN	GRAND SLAMS	TOTAL
Bell	1	0	0	0	1
Clayton	5	4	0	0	9
DeShields	6	5	0	0	11
Difelice	2	2	0	0	4
Franklin	2	0	0	0	2
Gaetti	12	3	2	0	17
Gant	8	5	4	0	17
Lampkin	5	2	0	0	7
Lankford	14	9	6	2	31
Mabry	3	1	1	0	5
Marrero	1	1	0	0	2
McGee	2	1	0	0	3
McGwire	15	7	2	0	24
Pagnozzi	0	1	0	0	1
Plantier	5	0	0	0	5
Young	4	1	0	0	5
TOTALS	85	42	15	2	144

1997 OPPONENT HOME RUNS, BY TEAM

ATLANTA (6)	AT ST. LOUIS	AWAY	NEW YORK (9)	AT ST. LOUIS	AWAY
BAUTISTA	0	1	ALFONZO	1	0
BLAUSER	0	1	EVERETT	1	0
C. JONES	0	1	HUNDLEY	1	1
KLESKO	1	0	HUSKEY	2	1
MCGRIFF	1	0	OLERUD	1	1
TUCKER	1	0			
CHICAGO (N.L.) (8)	AT ST. LOUIS	AWAY	PHILADELPHIA (7)	AT ST. LOUIS	AWAY
DUNSTON	0	2	BROGNA	0	1
GRACE	1	0	DAULTON	0	1
HERNANDEZ	0	2	JEFFERIES	2	0
ORIE	0	1	ROLEN	1	1
SOSA	0	2	SEFCIK	0	1
CINCINNATI (8)	AT ST. LOUIS	AWAY	PITTSBURGH (13)	AT ST. LOUIS	AWAY
B. BOONE	1	0	GUILLEN	1	1
GREENE	1	1	KENDALL	0	1
OLIVER	0	1	MARTIN	0	1
REESE	1	0	RANDA	0	2
D. SANDERS	1	0	SMITH	1	0
STYNES	1	0	WARD	1	3
TAUBENSEE	0	1	K. YOUNG	2	0
COLORADO (15)	AT ST. LOUIS	AWAY	SAN DIEGO (3)	AT ST. LOUIS	AWAY
BICHETTE	0	1	FINLEY	2	0
BURKS	1	3	JOYNER	1	0
CASTILLA	0	2			
GALARRAGA	1	1	SAN FRANCISCO (8)	AT ST. LOUIS	AWAY
HELTON	0	1	BONDS	1	1
J. REED	1	1	HAMILTON	1	0
WALKER	1	1	JAVIER	1	1
WEISS	0	1	JENSEN	0	1
			JOHNSON	1	0
			MUELLER	1	0
FLORIDA (9)	AT ST. LOUIS	AWAY	CHICAGO (A.L.) (1)	AT ST. LOUIS	AWAY
ALOU	2	0	M. ORDONEZ	1	0
CONINE	0	1			
COOK	1	0	CLEVELAND (2)	AT ST. LOUIS	AWAY
COUNSELL	0	1	GILES	1	0
JOHNSON	2	0	THOME	1	0
SHEFFIELD	0	1			
ZAUN	1	0			
HOUSTON (7)	AT ST. LOUIS	AWAY	KANSAS CITY (9)	AT ST. LOUIS	AWAY
BAGWELL	1	1	BENITEZ	0	1
BELL	1	0	DAVIS	0	1
BIGGIO	1	1	DYE	0	1
HOWARD	1	0	HALTER	0	1
MOUTON	0	1	KING	0	2
			PALMER	0	2
			SWEENEY	0	1
LOS ANGELES (7)	AT ST. LOUIS	AWAY	MILWAUKEE (2)	AT ST. LOUIS	AWAY
ANTHONY	1	0	BURNITZ	0	1
HOLLANDSWORTH	1	0	CIRILLO	0	1
KARROS	1	0			
PIAZZA	2	1	MINNESOTA (2)	AT ST. LOUIS	AWAY
ZEILE	1	0	BECKER	1	0
			STAHOVIAK	1	0
MONTREAL (8)	AT ST. LOUIS	AWAY			
ANDREWS	0	1			
FLETCHER	1	0			
RODRIGUEZ	0	1			
SEGUI	1	1			
WHITE	1	1			
WIDGER	0	1			

1997 OPPONENT HOME RUNS, WITH MEN ON

Solo Home Runs	71
Two-Run Homers.....	39
Three-Run Homers	10
Grand Slams	4

1997 OPPONENT HOME RUNS, BY GAME

DATE	PLAYER	TEAM	PITCHER	INNING	MEN ON
4/2	Widger	at MON	Petkovsek	5	0
	Rodriguez	at MON	Painter	8	0
4/3	White	at MON	Al. Benes	3	1
	Segui	at MON	Al. Benes	5	1
	Andrews	at MON	Fossas	7	1
4/5	Moulton	at HOU	Osborne	5	0
4/12	Bagwell (Homer's Landing)	HOU	Stottlemyre	3	0
4/14	Biggio	HOU	Morris	5	0
4/16	Sheffield	at FLA	Osborne	3	0
4/17	Conine (pinch-hit)	at FLA	Petkovsek	9	0
4/25	Walker	COL	Al. Benes	5	0
5/1	Zaun	FLA	Morris	8	1
5/2	Huskey	at NY	Osborne	2	1
5/3	Olerud	at NY	An. Benes	4	0
	Hundley	at NY	An. Benes	6	0
5/5	Klesko	ATL	Al. Benes	5	0
5/7	Jefferies	PHI	Frascatore	8	0
5/9	Huskey	NY	Stottlemyre	7	0
5/10	Olerud	NY	Al. Benes	6	0
5/11	Everett (pinch-hit)	NY	Eckersley	9	1
	Huskey (pinch-hit, back-to-back)	NY	Eckersley	9	0
5/14	Brogna	at PHI	Stottlemyre	4	0
	Daulton	at PHI	Stottlemyre	6	0
5/17	Blauser	at ATL	Morris	2	1
5/19	C. Jones	at ATL	Stottlemyre	1	2
5/25	Jensen	at SF	Stottlemyre	2	1
5/26	Weiss	at COL	Jackson	4	1
	Galarraga	at COL	Petkovsek	8	1
	Castilla (back-to-back)	at COL	Petkovsek	8	0
5/31	Hollandsworth	LA	Stottlemyre	2	1
	Anthony	LA	Stottlemyre	9	0
6/1	Piazza	LA	Al. Benes	4	0
	Karros (back-to-back)	LA	Al. Benes	4	0
	Zelle (back-to-back-to-back)	LA	Al. Benes	4	0
6/2	Galarraga	COL	Jackson	5	2
	Burks	COL	Petkovsek	7	0
6/3	J. Reed	COL	Morris	4	2
6/5	Randa	at PIT	Stottlemyre	1	1
6/7	Piazza	at LA	Jackson	3	0
6/14 (2)	Thome	CLE	Morris	4	0
6/15	Giles	CLE	Petkovsek	9	0
6/16	Burnitz	at MIL	Al. Benes	9	0
6/17	Cirillo	at MIL	Valenzuela	6	0
6/20	D. Sanders	CIN	Morris	3	0
	Reese	CIN	Eckersley	9	0
6/21	Greene	CIN	Stottlemyre	4	0
6/23	Grace	CHI	Valenzuela	6	0
6/27	Greene (grand slam)	at CIN	Al. Benes	6	3
6/29	Taubensee	at CIN	An. Benes	3	1
	Oliver	at CIN	Mathews	8	0
6/30	Becker	MIN	Morris	2	0
7/2	Stahoviak	MIN	Al. Benes	2	0
7/3	K. Young	PIT	Petkovsek	7	1
7/4	Ward	PIT	Fossas	8	0
	Smith	PIT	Eckersley	10	1
7/5	K. Young	PIT	Fossas	8	0
7/6	Guillen	PIT	Stottlemyre	2	2
7/11	Dunston	at CHI	Morris	1	1
	Sosa	at CHI	Petkovsek	7	2
7/12	Dunston	at CHI	An. Benes	6	0
7/13	Hernandez (pinch-hit)	at CHI	Stottlemyre	7	1
	Orie (pinch-hit)	at CHI	Beltran	9	0
7/17	Finley	SD	An. Benes	2	1
7/18	Mueller	SF	Stottlemyre	2	0
	Hamilton	SF	Stottlemyre	7	1
7/20	Bonds	SF	Al. Benes	1	0
	Javier	SF	Ludwick	9	2

1997 OPPONENT HOME RUNS, BY GAME

(CONTINUED)

DATE	PLAYER	TEAM	PITCHER	INNING	MEN ON
7/21	Johnson	SF	Frascatore	9	0
7/22	Bell	HOU	An. Benes	5	1
7/23	Howard	HOU	Stottlemyre	1	1
7/25	Johnson	FLA	Al. Benes	6	1
	Cook	FLA	Mathews	9	0
7/27	Alou	FLA	An. Benes	7	0
	Alou	FLA	Mathews	9	0
	Johnson	FLA	Mathews	9	0
7/28	Bagwell	at HOU	Eckersley	9	0
7/29	Biggio	at HOU	Osborne	3	1
8/3	Sefcik	at PHI	Osborne	3	2
	Rolen	at PHI	Osborne	3	1
8/6	Bautista (pinch-hit)	at ATL	Petkovsek	9	0
8/9	Jefferies	PHI	Aybar	6	1
8/10	Rolen	PHI	Petkovsek	5	1
8/12	Hundley	NY	An. Benes	4	0
8/14	Alfonzo (grand slam)	NY	Osborne	5	3
8/15	Tucker	ATL	Aybar	5	1
8/16	McGriff	ATL	Morris	6	1
8/24	Counsell (grand slam)	at FLA	Stottlemyre	1	3
8/25	Fletcher	MON	Aybar	5	0
8/26	White	MON	Eckersley	8	2
8/28	Segui	MON	An. Benes	1	2
8/29	King	at KC	Lowe	4	1
	Sweeney	at KC	Eckersley	9	0
8/30	Palmer	at KC	Petkovsek	3	0
	Davis	at KC	Petkovsek	4	1
	Dye (grand slam)	at KC	Petkovsek	4	3
	King	at KC	Fossas	5	0
	Halter	at KC	Fossas	7	0
8/31	Palmer	at KC	Osborne	2	0
	Benitez	at KC	Osborne	2	0
9/1	M. Ordonez (Homer's Landing)	CWS	Fossas	9	0
9/5	Burks	at COL	Osborne	5	0
	Burks	at COL	Bautista	8	1
9/6 (1)	Helton	at COL	Morris	1	1
	Walker	at COL	Morris	8	1
	Burks	at COL	Eckersley	12	0
9/6 (2)	J. Reed	at COL	Lowe	4	2
	Bichette	at COL	Raggio	7	0
	Castilla	at COL	Frascatore	8	0
9/10	Bonds	at SF	Beltran	1	1
	Javier	at SF	Eckersley	9	0
9/13	Joyner	SD	Bautista	4	1
9/14	Finley	SD	Aybar	1	0
9/16	Piazza	LA	Busby	1	1
9/17	Hernandez	at CHI	Morris	5	0
	Sosa	at CHI	Fossas	9	1
9/19	Randa	at PIT	Aybar	2	0
	Ward	at PIT	Aybar	4	0
	Martin (back-to-back)	at PIT	Aybar	4	0
	Ward	at PIT	Aybar	5	1
9/20	Kendall	at PIT	Beltran	2	0
9/21	Guillen	at PIT	Busby	3	1
	Ward	at PIT	Petkovsek	6	0
9/23	Stynes	CIN	Frascatore	5	0
9/24	B. Boone	CIN	Frascatore	7	0

1997 OPPONENT HOME RUNS, BY INNING

1st inning	11	7th inning	11
2nd inning	13	8th inning	12
3rd inning	11	9th inning	19
4th inning	17	10th inning	1
5th inning	17	12th inning	1
6th inning	11		

MCI PROOF-POSITIVE HOME RUN DISTANCES

Following are the estimated distances of home runs hit at Busch Stadium in 1997.

DATE/OPP	PLAYER	DISTANCE	INN
4/8 vs MTL	McGee	385 ft	9
4/11 vs HOU	Clayton (leadoff).....	398 ft	1
	Gant	395 ft	8
4/12 vs HOU	Bagwell (Homer's Landing).....	408 ft	3
4/13 vs HOU	Gaetti	338 ft	8
4/14 vs HOU	Biggio	408 ft	5
4/25 vs COL	Walker.....	380 ft	5
	Clayton	385 ft	7
4/28 vs SF	Lampkin	379 ft	2
	Mabry	364 ft	4
4/29 vs SF	Lankford	386 ft	1
	Lankford (RF upper-deck facade).....	423 ft	8
	Gant (Homer's Landing)	408 ft	9
5/1 vs FLA	Zaun	371 ft	8
5/5 vs ATL	Klesko.....	391 ft	5
5/6 vs ATL	Gant	418 ft	8
5/7 vs PHI	Gant	406 ft	1
	Gaetti	347 ft	7
	Lankford	334 ft	7
	Jefferies	376 ft	8
	Difelice	384 ft	5
5/8 vs PHI	Difelice	384 ft	5
5/9 vs NY	Young	389 ft	1
	Huskey	382 ft	7
5/10 vs NY	Olerud.....	377 ft	6
5/11 vs NY	Clayton	403 ft	5
	Everett	399 ft	9
	Huskey	381 ft	9
5/20 vs PIT	Gant	385 ft	5
5/29 vs LA	Gaetti	394 ft	4
5/30 vs LA	Hollandsworth	393 ft	2
	Mabry	382 ft	6
	Anthony	386 ft	9
6/1 vs LA	Piazza.....	350 ft	4
	Karros.....	385 ft	4
	Zeile	390 ft	4
6/2 vs COL	Galarraga	426 ft	5
	Lankford	428 ft	5
	Burks.....	413 ft	7
6/3 vs COL	Reed	409 ft	4
	DeShields.....	370 ft	5
	Gant (center field)	431 ft	5
	Mabry	396 ft	5
	Mabry	400 ft	4
6/14 [1] vs CLE	Mabry	392 ft	2
6/14 [2] vs CLE	Mabry	392 ft	2
	Thome	357 ft	4
6/15 vs CLE	Giles	348 ft	9
6/20 vs CIN	D.Sanders	382 ft	3
	Reese	356 ft	9
6/21 vs CIN	Greene	391 ft	4
6/23 vs CHI	Grace	383 ft	6
6/25 vs CHI	Gaetti	387 ft	9
6/30 vs MIN	Becker	354 ft	2
7/1 vs MIN	Lampkin	396 ft	4
7/2 vs MIN	Stahoviak	382 ft	2
	McGee	412 ft	10
7/3 vs PIT	K.Young	391 ft	7
7/4 vs PIT	Ward.....	352 ft	8
	Lankford	403 ft	1
	M.Smith	392 ft	10
7/5 vs PIT	K.Young	391 ft	8
7/6 vs PIT	Guillen.....	382 ft	2
7/17 vs SD	Finley	391 ft	2

MCI PROOF-POSITIVE HOME RUN DISTANCES

(CONTINUED)

DATE/OPP	PLAYER	DISTANCE	INN
7/18 vs SF	Gant	377 ft	1
	Mueller	386 ft	2
	Hamilton	366 ft	7
7/19 vs SF	Plantier	391 ft	7
	Gant	402 ft	8
7/20 vs SF	Bonds	398 ft	1
	Javier	387 ft	9
7/21 vs SF	Gaetti	395 ft	1
	B.Johnson	388 ft	9
7/22 vs HOU	D.Bell	412 ft	5
7/23 vs HOU	Howard	387 ft	1
7/25 vs FLA	C.Johnson	391 ft	6
	Clayton	378 ft	7
	Cook	386 ft	9
7/26 vs FLA	Clayton (leadoff)	392 ft	1
	DeShields (pinch-hit)	381 ft	7
7/27 vs FLA	DeShields	370 ft	3
	Alou	373 ft	7
	DeShields	391 ft	7
	Alou	396 ft	9
	C.Johnson	387 ft	9
8/8 vs PHI	Lankford (back-to-back)	390 ft	3
	McGwire (back-to-back)	441 ft	3
8/9 vs PHI	Jefferies	392 ft	6
8/10 vs PHI	Rolen	379 ft	5
8/12 vs NY	Pagnozzi	393 ft	2
	Hundley	397 ft	4
	McGwire	341 ft	4
8/13 vs NY	McGwire (LF upper deck)	455 ft	1
	McGwire	368 ft	8
8/14 vs NY	Alfonzo (grand slam)	386 ft	5
	DeShields	382 ft	5
8/15 vs ATL	Tucker	386 ft	5
	McGwire	392 ft	9
	DeShields	383 ft	12
8/16 vs ATL	Lankford	406 ft	1
	McGriff	392 ft	6
8/25 vs MTL	Fletcher	375 ft	5
8/26 vs MTL	R.White (Homer's Landing)	404 ft	8
8/27 vs MTL	Bell	375 ft	7
8/28 vs MTL	Segui	397 ft	1
	McGwire	396 ft	3
	M.Ordonez (Homer's Landing)	412 ft	9
9/2 vs CWS	McGwire (LF scoreboard)	504 ft	1
	Gant	398 ft	1
	Gant (Stadium Club)	481 ft	7
9/3 vs CWS	Gaetti	364 ft	6
9/12 vs SD	Lankford	389 ft	6
9/13 vs SD	Joyner	365 ft	4
9/14 vs SD	Finley	394 ft	1
	McGwire	386 ft	6
9/15 vs LA	Gaetti	384 ft	9
	Lankford	394 ft	15
	Piazza (Homer's Landing)	412 ft	1
9/16 vs LA	McGwire (Facade above LF scoreboard)	517 ft	1
	Lankford	393 ft	7
9/23 vs CIN	Stynes	371 ft	5
	Gant	386 ft	5
	D.Young	347 ft	6
9/24 vs CIN	McGwire	388 ft	5
	B.Boone	380 ft	7
9/25 vs CIN	Plantier	387 ft	4
9/27 vs CHI	McGwire	398 ft	4
	McGwire	405 ft	8
9/28 vs CHI	McGwire	414 ft	6

1997 CARDINALS DETAILED HITTING

Name	Multi-Hit Games					Multi-RBI Games						Hits			2-out
	2H	3H	4H	5H	Total	GWRBI	2RBI	3RBI	4RBI	5RBI	6RBI	Total	Infield	Bunt	RBI
Aybar	1	-	-	-	1	-	-	-	-	-	-	-	1	-	-
Bell	8	1	-	-	9	2	2	-	-	-	-	2	5	-	4
Al.Benes	-	1	-	-	1	-	1	-	-	-	-	1	1	-	1
An.Benes	3	-	-	-	3	-	-	-	-	-	-	-	1	-	4
Busby	1	-	-	-	1	-	-	-	-	-	-	-	-	-	-
Clayton	29	9	-	1	39	1	13	2	-	-	-	15	21	4	23
DeShields	33	15	2	-	50	6	13	3	-	-	-	16	23	11	23
Difelice	13	1	1	-	15	-	7	1	-	-	-	8	4	-	19
Franklin	-	2	-	-	2	-	-	-	-	-	-	-	-	-	1
Gaetti	25	9	1	-	35	11	9	8	-	-	-	17	14	-	21
Gallego	1	-	-	-	1	-	-	-	-	-	-	-	2	-	-
Gant	24	3	2	-	29	9	10	5	1	-	-	16	9	1	24
Gulan	-	-	-	-	-	1	-	-	-	-	-	-	-	-	-
Jordan	10	-	-	-	10	1	2	-	-	-	-	2	7	-	4
Lampkin	12	-	-	-	12	2	3	1	-	-	-	4	5	1	5
Lankford	35	4	1	-	40	12	14	8	5	-	-	27	6	-	29
Mabry	19	8	-	-	27	2	3	2	-	-	-	6	7	1	12
Marrero	3	-	-	-	3	1	2	-	1	-	-	3	-	-	1
McGee	16	3	2	-	21	8	5	2	1	-	-	8	17	-	17
McGwire	8	1	1	-	10	1	4	2	2	1	-	9	2	-	12
Mejia	-	-	-	-	-	-	-	-	-	-	-	-	-	-	1
Morris	2	-	-	-	2	1	-	-	-	-	-	-	1	-	5
Ordaz	-	1	-	-	1	-	-	-	-	-	-	-	-	-	-
Osborne	-	-	-	-	-	-	-	-	-	-	-	-	-	-	1
Pagnozzi	-	1	-	-	1	1	4	-	-	-	-	4	1	-	2
Plantier	9	-	-	-	9	1	2	2	-	-	-	4	1	-	2
Sheaffer	7	-	-	-	7	3	-	1	-	-	-	1	4	3	5
Stoltmeyer	1	-	-	-	1	-	-	-	-	-	-	-	1	1	1
Sweeney	2	-	-	-	2	2	1	-	-	-	-	1	3	2	2
Young	16	2	2	-	20	1	2	2	1	-	-	5	12	1	13
Valenzuela	-	-	-	-	-	-	-	-	-	-	-	-	-	-	1
TOTALS	279	59	12	1	351	68	97	39	10	1	1	148	149	25	233

1997 CARDINALS LINEUP

GAMES STARTED BY POSITION

- C Difelice 81, Lampkin 56, Marrero 13, Pagnozzi 11, Sheaffer 1
 1B Young 68, McGwire 49, Mabry 38, Gaetti 4, Sweeney 2, Pagnozzi 1
 2B DeShields 137, Bell 13, Gallego 6, Mejia 3, Scarsone 2, Berblinger 1
 SS Clayton 145, Bell 9, Ordaz 6, Gallego 2
 3B Gaetti 127, Sheaffer 17, Bell 12, Gallego 3, Scarsone 1, Gulan 1, Livingstone 1
 LF Gant 126, Plantier 9, McGee 8, Young 7, Sweeney 4, Sheaffer 4, Mabry 3, Franklin 1
 CF Lankford 131, Jordan 13, McGee 10, Green 5, Mabry 3
 RF Mabry 61, McGee 29, Jordan 24, Plantier 23, Young 10, Franklin 6, Sweeney 5, Sheaffer 3, Mejia 1
 DH McGee 3, Young 1, Gant 1, Livingstone 1

GAMES STARTED AT EACH POSITION IN BATTING ORDER

- 1 DeShields 117, Clayton 42, Mejia 1, McGee 1, Ordaz 1
 2 Gant 48, Clayton 27, McGee 21, DeShields 18, Young 13, Jordan 11, Sheaffer 6, Sweeney 5, Plantier 5, Bell 2, Franklin 1, Gallego 1, Livingstone 1, Green 1, Berblinger 1, Ordaz 1
 3 Lankford 72, McGwire 35, Gant 20, McGee 16, Young 9, Clayton 4, Mabry 2, Franklin 1, Sheaffer 1, Plantier 1, Gaetti 1
 4 Lankford 57, Jordan 26, Gaetti 22, Gant 18, McGwire 14, Young 10, McGee 7, Plantier 5, Franklin 2, Mabry 1
 5 Gaetti 60, Mabry 36, Gant 30, Young 15, Plantier 8, McGee 6, Franklin 2, Pagnozzi 2, Sheaffer 1, Lankford 1, Sweeney 1
 6 Mabry 50, Gaetti 49, Young 27, Sheaffer 11, Gant 9, Plantier 6, Clayton 5, Gulan 1, Sweeney 1, Lampkin 1, McGee 1, Bell 1
 7 Difelice 78, Lampkin 31, Clayton 11, Mabry 10, Pagnozzi 9, Bell 9, Young 4, Marrero 4, Plantier 2, Sheaffer 2, Gallego 1, Gant 1
 8 Clayton 54, Lampkin 24, Bell 21, Marrero 9, Gallego 8, Young 8, Mabry 6, Sheaffer 4, Plantier 4, Ordaz 4, Mejia 3, Scarsone 3, Sweeney 3, Difelice 3, Green 3, DeShields 2, Franklin 1, Livingstone 1, Pagnozzi 1

Total lineups used: 147

1997 CARDINALS PITCHING

VS. LEFT-HANDED BATTERS

VS. RIGHT-HANDED BATTERS

PITCHER	AVG.	AB	H	HR	BB	SO	AVG.	AB	H	HR	BB	SO
Aybar	.304	135	41	7	17	18	.216	116	25	1	12	23
Batchelor	.286	28	8	0	5	5	.351	37	13	0	2	3
Bautista	.267	15	4	1	1	0	.314	35	11	1	1	4
Beltran	.275	40	11	1	7	11	.228	158	36	2	10	39
Benes	.244	336	82	6	31	80	.215	312	67	3	30	95
Benes	.234	290	68	8	39	72	.203	295	60	5	29	88
Busby	.360	25	9	0	3	3	.417	36	15	2	1	3
Eckersley	.217	106	23	2	4	22	.260	100	26	7	4	23
Fossas	.266	94	25	0	9	28	.325	114	37	7	17	13
Frascatore	.214	117	25	1	18	17	.269	182	49	4	15	41
Gaetti	1.000	1	1	0	0	0	.000	1	0	0	0	0
Honeycutt	.000	1	0	0	0	0	.556	9	5	0	1	2
Jackson	.250	8	2	0	3	4	.358	67	24	3	5	9
King	.231	39	9	0	5	5	.372	78	29	0	6	8
Lowe	.419	31	13	1	5	3	.326	43	14	1	5	5
Ludwick	.333	15	5	1	1	5	.467	15	7	0	5	2
Mathews	.290	69	20	1	11	9	.204	103	21	3	7	37
McGraw	.000	1	0	0	1	0	.400	5	2	0	0	0
Morris	.259	405	105	8	46	80	.257	401	103	4	23	69
Osborne	.324	37	12	0	2	10	.267	270	72	10	21	41
Painter	.250	24	6	1	2	6	.189	37	7	0	6	5
Petkovsek	.265	166	44	3	10	21	.314	207	65	11	21	30
Raggio	.456	57	26	0	7	4	.243	74	18	1	9	17
Stottlemyre	.267	359	96	11	46	67	.189	312	59	5	19	93
Valenzuela	.318	22	7	1	3	1	.231	65	15	1	11	9
TOTALS	.265	2421	642	53	276	471	.254	3072	780	71	260	659

1997 CARDINALS BULLPEN TOTALS

W-L	ERA	G	SV	IP	H	R	ER	BB	SO
23-31	3.78	157	39	454.2	476	228	191	165	328

PITCHER	INHERITED		SAVES		1ST BATTER		HOLDS
	ON/SCORE	PCT.	OPP/S	PCT.	FACED/RET	PCT.	
Batchelor	4/1	25%	1/0	0%	10/7	70%	0
Bautista	6/1	17%	0/0	0%	11/8	73%	1
Beltran	11/2	18%	1/1	100%	31/24	77%	2
Eckersley	13/3	23%	43/36	84%	57/40	70%	0
Fossas	60/6	10%	1/0	0%	71/50	70%	16
Frascatore	38/15	39%	4/0	0%	59/41	69%	3
Gaetti	3/2	67%	0/0	0%	1/0	0%	0
Honeycutt	0/0	0%	0/0	0%	2/1	50%	0
King	21/4	19%	3/0	0%	30/17	57%	10
Lowe	2/1	50%	0/0	0%	2/1	50%	0
Ludwick	3/0	0%	0/0	0%	5/2	40%	0
Mathews	15/6	40%	3/0	0%	40/28	70%	9
McGraw	3/3	100%	0/0	0%	2/1	50%	0
Painter	4/0	0%	0/0	0%	14/11	79%	3
Petkovsek	19/8	42%	2/2	100%	53/40	75%	5
Raggio	3/1	33%	0/0	0%	11/8	73%	0
TOTALS	205/53	26%	58/39	67%	399/278	70%	49

1997 CARDINALS FIELDING

PITCHERS	PCT.	G	PO	A	E	TC	DP	TP
Aybar	.867	12	3	10	2	15	0	0
Batchelor	.500	10	0	1	1	2	0	0
Bautista	1.000	11	1	0	0	1	0	0
Beltran	.933	35	4	10	1	15	0	0
AlBenes	.957	26	8	14	1	23	0	0
AnBenes	1.000	23	13	12	0	25	3	0
Busby	1.000	3	0	2	0	2	0	0
Eckersley	1.000	57	3	5	0	8	0	0
Fossas	1.000	71	2	16	0	18	1	0
Frascatore	1.000	59	5	5	0	10	0	0
Gaetti	.000	1	0	0	0	0	0	0
Honeycutt	.000	2	0	0	0	0	0	0
Jackson	.800	4	0	4	1	5	0	0
King	1.000	30	2	5	0	7	0	0
Lowe	.667	6	1	3	2	6	0	0
Ludwick	.000	5	0	0	0	0	0	0
Mathews	.900	40	5	4	1	10	0	0
McGraw	1.000	2	0	1	0	1	0	0
Morris	.868	33	5	28	5	38	1	0
Osborne	1.000	14	4	10	0	14	1	0
Painter	1.000	14	4	3	0	7	1	0
Petkovsek	.968	55	11	19	1	31	3	0
Raggio	1.000	15	1	6	0	7	0	0
Stottlemyre	.971	28	12	21	1	34	0	0
Valenzuela	.900	5	1	8	1	10	0	0

CATCHERS	PCT.	G	PO	A	E	TC	DP	PB
Difelice	.991	91	586	64	6	656	10	12
Lampkin	.989	86	413	37	5	455	6	6
Marrero	.969	17	82	12	3	97	2	0
Pagnozzi	1.000	13	57	2	0	59	0	0
Sheaffer	1.000	9	19	1	0	20	0	0

1ST BASE	PCT.	G	PO	A	E	TC	DP	TP
Difelice	1.000	1	1	0	0	1	0	0
Gaetti	1.000	20	61	6	0	67	8	0
Mabry	.997	49	346	22	1	369	33	0
McGwire	.998	50	439	34	1	474	41	0
Pagnozzi	1.000	2	6	0	0	6	1	0
Sweeney	1.000	4	8	1	0	9	2	0
Young	.985	74	601	45	10	656	50	0

2ND BASE	PCT.	G	PO	A	E	TC	DP	TP
Bell	.973	23	35	37	2	74	7	0
Berblinger	1.000	4	4	4	0	8	2	0
Deshields	.972	147	271	398	19	688	92	0
Gallego	.962	11	9	16	1	26	3	0
Mejia	.900	3	3	6	1	10	3	0
Scarsone	1.000	2	4	2	0	6	0	0
Sheaffer	1.000	3	3	3	0	6	2	0

3RD BASE	PCT.	G	PO	A	E	TC	DP	TP
Bell	.913	35	10	32	4	46	1	0
Gaetti	.978	132	72	243	7	322	24	0
Gallego	1.000	7	1	7	0	8	0	0
Gulan	1.000	3	1	1	0	2	1	0
Livingstone	1.000	2	0	1	0	1	0	0
Mabry	.000	1	0	0	0	0	0	0
Pagnozzi	.000	1	0	0	0	0	0	0
Scarsone	.000	1	0	0	0	0	0	0
Sheaffer	.957	30	8	36	2	46	2	0

1997 CARDINALS FIELDING

(CONTINUED)

SHORTSTOPS	PCT.	G	PO	A	E	TC	DP	TP
Bell	.947	13	10	26	2	38	4	0
Clayton	.973	153	228	452	19	699	93	0
Gallego	1.000	10	5	18	0	23	3	0
Ordaz	.964	11	9	18	1	28	4	0

OUTFIELDERS	PCT.	G	PO	A	E	TC	DP	TP
Franklin	1.000	13	13	0	0	13	0	0
Gant	.977	128	247	4	6	257	1	0
Green	.952	19	19	1	1	21	0	0
Jordan	1.000	44	82	2	0	84	0	0
Lankford	.971	131	293	4	9	306	2	0
Livingstone	.000	1	0	0	0	0	0	0
Mabry	1.000	78	109	8	0	117	1	0
McGee	.981	81	100	6	2	108	3	0
Mejia	.000	1	0	0	0	0	0	0
Plantier	.981	32	52	1	1	54	0	0
Scarsone	.000	2	0	0	0	0	0	0
Sheaffer	1.000	22	13	0	0	13	0	0
Sweeney	1.000	25	23	0	0	23	0	0
Young	.932	17	39	2	3	44	0	0

1997 CARDINALS DEFENSE

Name	Outfield Assists	ERRORS			STEALS AGAINST			Pick-offs	Balks	Catcher's ERA
		Throwing	Fielding	Other	CS	ATT	PCT			
Aybar	-	1	1	0	2	6	33%	-	1	-
Batchelor	-	1	0	0	1	3	33%	-	1	-
Bautista	-	-	-	-	0	1	0%	-	-	-
Bell	-	4	3	1	-	-	-	-	-	-
Beltran	-	1	0	0	3	4	75%	-	-	-
Al Beres	-	-	-	-	12	22	55%	-	2	-
An. Beres	-	1	0	0	10	32	31%	1	-	-
Busby	-	-	-	-	2	6	33%	-	-	-
Clayton	-	8	9	2	-	-	-	-	-	-
DeShields	-	5	12	2	-	-	-	-	-	-
Difelice	-	6	0	0	31	93	33%	1	-	3.67 (689.0 IP/281 ER)
Eckersley	-	-	-	-	1	7	14%	-	-	-
Fossas	-	-	-	-	5	17	29%	-	-	-
Frascatore	-	-	-	-	1	14	7%	-	-	-
Gaetti	-	4	3	1	-	-	-	-	-	-
Gallego	-	0	2	0	-	-	-	-	-	-
Gant	4	0	6	0	-	-	-	-	-	-
Green	1	0	1	-0	-	-	-	-	-	-
Honeycutt	-	-	-	-	-	-	-	-	1	-
Jordan	2	-	-	-	-	-	-	-	-	-
King	-	-	-	-	0	2	0%	-	-	-
Lampkin	-	5	0	0	19	69	28%	4	-	3.57 (549.2 IP/218 ER)
Lankford	4	1	7	1	-	-	-	-	-	-
Lowe	-	2	0	0	0	2	0%	-	-	-
Ludwick	-	-	-	-	1	3	33%	-	-	-
Mabry	8	1	0	0	-	-	-	-	-	-
Marrero	-	2	0	1	5	14	36%	-	-	5.06 (113.1 IP/64 ER)
Mathews	-	1	0	0	0	5	0%	-	-	-
McGee	6	0	2	0	-	-	-	-	-	-
McGwire	-	0	1	0	-	-	-	-	-	-
Mejia	-	1	0	0	-	-	-	-	-	-
Morris	-	3	1	1	7	18	39%	-	3	-
Ordaz	-	0	1	0	-	-	-	-	-	-
Osborne	-	-	-	-	5	8	63%	-	-	-
Pagnozzi	-	-	-	-	2	6	33%	-	-	5.64 (83.0 IP/52 ER)
Painter	-	-	-	-	2	2	100%	-	-	-
Petkovsek	-	1	0	0	4	10	40%	-	-	-
Plantier	1	0	1	0	-	-	-	-	-	-
Raggio	-	-	-	-	2	7	29%	-	-	-
Sheaffer	-	1	1	0	0	4	0%	-	-	5.23 (20.2 IP/12 ER)
Stottliemyre	-	0	1	0	7	24	29%	1	-	-
Young	2	4	5	4	-	-	-	-	-	-
Valenzuela	-	1	0	0	1	4	25%	-	-	-
TOTALS	26	53	58	12	66	200	33%	7	8	3.88 (1455.2 IP/627 ER)

1997 CARDINALS TRANSACTIONS

- 2/15 Opened camp with 52 players, including 12 non-roster invitees.
- 3/12 Optioned infielder Mike Gulan and catcher Eli Marrero to Louisville (AAA); infielder Luis Ordaz & pitchers Blake Stein and Curtis King to Arkansas (AA); and outfielder Miguel Mejia to Prince William (A). Re-assigned pitchers Tom McGraw & Braden Looper, infielder Tom Nevers and catcher Mike Stefanski to the minor league camp.
- 3/21 Outrighted infielder Aaron Holbert and outfielder Terry Bradshaw to Louisville (AAA). Optioned pitchers Manny Aybar & Brady Raggio and catcher Mike Difelice to Arkansas (AA), and re-assigned infielder Steve Scarsons, infielder Cory Snyder & outfielder Micah Franklin to Louisville roster.
- 3/28 Placed pitchers Brian Barber (right shoulder), Andy Benes (left side) & Danny Jackson (right side) on the 15-day disabled list, retroactive to March 23. Returned non-roster outfielder Andy Van Slyke to minor league camp.
- 4/1 Placed pitcher Rick Honeycutt (left shoulder) on the 15-day disabled list, retroactive to March 29. Placed outfielder Ray Lankford (left shoulder) on the 15-day disabled list, retroactive to March 27. Purchased the contract of infielder Roberto Mejia from Louisville (AAA). Returned non-roster infielder Mike Gallego to Louisville (AAA). Named Jeff Murphy bullpen catcher.
- 4/4 Placed catcher Tom Pagnozzi (strained right calf) on the 15-day disabled list, retroactive to March 29. Purchased the contract of pitcher Matt Morris from New Jersey (A). Optioned catcher Danny Sheaffer to Louisville (AAA). Recalled catcher Mike Difelice from Arkansas (AA).
- 4/8 Placed pitcher Lance Painter (right hamstring) on the 15-day disabled list, retroactive to April 5. Recalled catcher Danny Sheaffer from Louisville (AAA).
- 4/11 Sent pitcher Andy Benes on 20-day injury rehabilitation assignment to Prince William (A).
- 4/12 Placed infielder Roberto Mejia (strained right groin) on the 15-day disabled list. Purchased the contract of infielder Steve Scarsons from Louisville (AAA). Moved pitcher Brian Barber from the 15-day D.L. to the 60-day D.L.
- 4/14 Optioned pitcher Eric Ludwick to Louisville (AAA). Recalled pitcher Brady Raggio from Louisville. Sent outfielder Ray Lankford on 20-day injury rehabilitation assignment to Prince William (A).
- 4/19 Sent catcher Tom Pagnozzi on 20-day injury rehabilitation assignment to Arkansas (AA).
- 4/22 Activated outfielder Ray Lankford from the 15-day disabled list. Optioned pitcher Brady Raggio to Louisville (AAA).
- 4/25 Activated catcher Tom Pagnozzi and pitcher Rick Honeycutt from the 15-day disabled list. Optioned infielder Steve Scarsons to Louisville (AAA). Designated catcher Danny Sheaffer for assignment.
- 4/28 Optioned catcher Mike Difelice to Louisville (AAA). Activated pitcher Andy Benes from the 15-day disabled list.
- 4/29 Optioned catcher Danny Sheaffer to Louisville (AAA). Placed infielder David Bell on 15-day disabled list (fractured left hand). Recalled catcher Danny Sheaffer from Louisville.
- 4/30 Placed catcher Tom Pagnozzi (groin) on the 15-day disabled list. Recalled catcher Mike Difelice from Louisville (AAA).
- 5/2 Optioned pitcher Rich Batchelor to Louisville (AAA). Designated infielder Steve Scarsons for assignment. Purchased the contract of infielder Mike Gallego from Louisville.
- 5/3 Placed pitcher Donovan Osborne (groin) on the 15-day disabled list. Recalled pitcher Brady Raggio from Louisville (AAA).
- 5/6 Placed pitcher Rick Honeycutt (left shoulder) on the 15-day disabled list. Transferred infielder Roberto Mejia from the 15-day disabled list to the 60-day disabled list. Purchased the contract of pitcher Tom McGraw from Louisville (AAA).
- 5/7 Placed outfielder Brian Jordan (lower back) on the 15-day disabled list, retroactive to May 6. Recalled pitcher Rich Batchelor from Louisville. Outrighted infielder Steve Scarsons to Louisville.
- 5/12 Optioned pitcher Tom McGraw to Louisville (AAA). Activated pitcher Lance Painter from the 15-day disabled list. Optioned pitcher Rich Batchelor to Louisville. Purchased the contract of outfielder Micah Franklin from Louisville. Transferred pitcher Rick Honeycutt from the 15-day disabled list to the 60-day disabled list.

1997 CARDINALS TRANSACTIONS

(CONTINUED)

- 5/13 Placed first baseman Dmitri Young on the 15-day disabled list (left calf), retroactive to May 11. Recalled infielder Mike Gulan from Louisville (AAA).
- 5/20 Placed pitcher Lance Painter (right hamstring) on the 15-day disabled list. Activated pitcher Danny Jackson from the 15-day disabled list. Transferred infielder David Bell to the 60-day disabled list.
- 5/21 Optioned pitcher Brady Raggio to Louisville (AAA). Purchased pitcher Rigo Beltran from Louisville.
- 5/24 Sent first baseman Dmitri Young to Louisville (AAA) on injury rehabilitation assignment.
- 5/29 Activated first baseman Dmitri Young from the disabled list. Optioned infielder Mike Gulan to Louisville (AAA).
- 6/5 Sent outfielder Brian Jordan to Louisville (AAA) on a 20-day injury rehabilitation assignment.
- 6/9 Sent infielder David Bell to Arkansas (AA) on a 20-day injury rehabilitation assignment.
- 6/13 Activated outfielder Brian Jordan from the 15-day disabled list. Optioned outfielder Micah Franklin to Louisville (AAA). Acquired pitcher Fernando Valenzuela, infielder Scott Livingstone and outfielder Phil Plantier from the San Diego Padres in exchange for pitcher Danny Jackson, outfielder Mark Sweeney and minor league pitcher Rich Batchelor. Assigned Plantier to Louisville (AAA) on injury rehabilitation assignment.
- 6/27 Placed outfielder Brian Jordan (lower back) on the 15-day disabled list. Recalled outfielder Micah Franklin from Louisville (AAA).
- 6/30 Optioned outfielder Micah Franklin to Louisville (AAA). Activated infielder David Bell from the 60-day disabled list.
- 7/13 Placed outfielder Willie McGee (left side strain) on the 15-day disabled list, retroactive to 7/12. Activated outfielder Phil Plantier from the 15-day disabled list.
- 7/15 Waived pitcher Fernando Valenzuela for the purpose of giving him his unconditional release. Recalled pitcher Eric Ludwick from Louisville (AAA).
- 7/29 Waived infielder Mike Gallego for the purpose of giving him his unconditional release. Optioned pitcher Eric Ludwick to Louisville (AAA). Activated outfielder Willie McGee and pitcher Donovan Osborne from the 15-day disabled list.
- 7/31 Acquired first baseman Mark McGwire from the Oakland A's in exchange for pitcher T.J. Mathews, and minor league pitchers Eric Ludwick and Blake Stein.
- 8/1 Placed pitcher Alan Benes (right shoulder) on the 15-day disabled list, retroactive to 7/31. Recalled pitcher Curtis King from Louisville (AAA).
- 8/2 Optioned first baseman Dmitri Young to Louisville (AAA). Purchased outfielder Scarborough Green from Louisville (AAA).
- 8/3 Placed outfielder Phil Plantier (right side) on the 15-day disabled list. Recalled pitcher Manny Aybar from Louisville (AAA).
- 8/10 Activated outfielder Brian Jordan from the disabled list. Optioned outfielder Scarborough Green to Louisville (AAA).
- 8/12 Activated catcher Tom Pagnozzi from the disabled list. Placed infielder Scott Livingstone (strained right elbow) on the 15-day disabled list.
- 8/20 Placed outfielder John Mabry (broken jaw) on the 15-day disabled list. Recalled first baseman Dmitri Young from Louisville (AAA).
- 8/18 Sent infielder Scott Livingstone to Louisville on a 20-day injury rehabilitation assignment.
- 8/22 Sent outfielder Phil Plantier to Louisville on a 20-day injury rehabilitation assignment.
- 8/25 Placed outfielder Brian Jordan on the 15-day disabled list and announced that he would miss the remainder of the season. Activated outfielder Phil Plantier from the disabled list.
- 8/29 Optioned first baseman Dmitri Young to Louisville (AAA). Purchased pitcher Sean Lowe from Louisville (AAA).
- 8/30 Optioned pitcher Sean Lowe to Louisville (AAA). Purchased pitcher Jose Bautista from Louisville (AAA).

1997 CARDINALS TRANSACTIONS

(CONTINUED)

- 8/31 Optioned pitcher Manny Aybar to Louisville (AAA). Recalled outfielder Scarborough Green from Louisville (AAA).
- 9/1 Recalled shortstop Luis Ordaz from Arkansas (AA). Activated infielder Scott Livingstone and pitcher Lance Painter from the disabled list.
- 9/2 Recalled infielder Jeff Berblinger, first baseman Dmitri Young, catcher Eli Marrero and pitchers Sean Lowe and Manny Aybar from Louisville (AAA).
- 9/3 Placed pitcher Rick Honeycutt on the 60-day disabled list. Recalled outfielder Micah Franklin from Louisville (AAA) and designated him for assignment.
- 9/4 Recalled pitcher Brady Raggio from Louisville (AAA). Recalled pitcher Brian Barber from Louisville (AAA) not to report. Recalled outfielder Miguel Mejia from New Jersey (A) not to report.
- 9/12 Purchased pitcher Mike Busby from Louisville (AAA). Transferred pitcher Alan Benes to the 60-day disabled list.
- 9/24 Activated outfielder John Mabry from the 15-day disabled list.
- 10/14 Outrighted infielder Jeff Berblinger and pitcher Jose Bautista, who refused assignment and elected to become free agents.
- 10/31 Activated pitcher Alan Benes and infielder Roberto Mejia from the 60-day disabled list.
- 11/10 Traded first baseman Dmitri Young to the Cincinnati Reds in exchange for pitcher Jeff Brantley.
- 11/18 Catcher Mike DiFelice and outfielder Kerry Robinson selected by Tampa Bay in the expansion draft.
- 11/20 Purchased the contracts of pitchers Armando Almanza, Rich Croushore and Rick Heiseman, and first baseman Chris Richard, infielder Placido Polanco and outfielder Juan Munoz.
- 12/4 Signed free agent infielder David Howard to a two-year contract.
- 12/5 Signed free agent outfielder Willie McGee to a one-year contract.
- 12/7 Signed free agent infielder Gary Gaetti to a one-year contract.
- 12/16 Signed free agent pitcher Kent Mercker to a two-year contract with a player option for 2000. Released infielder Roberto Mejia.
- 12/20 Signed pitchers Mark Pelkovsek and Lance Painter and catchers Tom Lampkin and Danny Sheaffer to one-year contracts. Did not tender contracts to pitcher Brian Barber and outfielder Miguel Mejia.
- 1/6 Signed free agent pitcher Kent Bottenfield to a one-year contract with a club option for 1999.
- 1/13 Signed pitchers Richard Ankiel, Jose Bautista, Braden Loooper, Rusty Meacham and Cliff Pollte, catchers Mike Stefanski and Reed Secrist, first baseman Brian Hunter, infielder Roberto Mejia and outfielders Vince Coleman and Wayne Kirby to minor league contracts.
- 1/27 Signed free agent infielder Craig Shipley to a minor league contract.
- 2/14 Signed free agent pitcher Steve Ontiveros to a minor league contract.
- 2/15 Opened camp with 39 roster players and 14 nonroster invitees.

CARDINALS' MOST RECENT TRADE WITH EACH MAJOR LEAGUE TEAM

NATIONAL LEAGUE EAST

ATLANTA BRAVES

August 25, 1995 - Acquired third baseman Jose Oliva from Braves for minor league outfielder Anton French.

FLORIDA MARLINS

No trades between clubs.

MONTREAL EXPOS

April 5, 1995 - Acquired right-handed pitcher Ken Hill from Expos for left-handed pitcher Bryan Eversgerd, right-handed pitcher Kirk Bullinger and outfielder Darond Stovall.

NEW YORK METS

January 22, 1996 - Acquired pitchers Eric Ludwick and Erik Hiljus and outfielder Yudith Ozario from Mets for outfielder Bernard Gilkey.

PHILADELPHIA PHILLIES

December 16, 1988 - Acquired outfielder Milt Thompson from Phillies for catcher Steve Lake and outfielder Curt Ford.

NATIONAL LEAGUE CENTRAL

CHICAGO CUBS

June 16, 1995 - Acquired right-handed pitcher Mike Morgan, minor league catcher Francisco Morales and minor league infielder Paul Torres from Cubs for first baseman Todd Zeile.

CINCINNATI REDS

November 11, 1997 - Acquired right-handed pitcher Jeff Brantley from Reds for first baseman Dmitri Young.

HOUSTON ASTROS

August 31, 1988 - Acquired outfielder Denny Walling from Astros for right-handed pitcher Bob Forsch.

MILWAUKEE BREWERS

October 2, 1984 - Acquired shortstop Ron Koenigsfeld and right-handed pitchers Jim Koontz and Rich Buonantony from Brewers for outfielders Paul Householder and Jim Adduci.

PITTSBURGH PIRATES

April 1, 1987 - Acquired catcher Tony Pena from Pirates for outfielder Andy Van Slyke, catcher Mike LaValliere and right-handed pitcher Mike Dunne.

NATIONAL LEAGUE WEST

COLORADO ROCKIES

No trades between clubs.

LOS ANGELES DODGERS

August 15, 1988 - Acquired first baseman Pedro Guerrero from Dodgers for left-handed pitcher John Tudor.

SAN DIEGO PADRES

June 13, 1997 - Acquired left-handed pitcher Fernando Valenzuela, infielder Scott Livingstone and outfielder Phil Plantier from Padres for pitcher Danny Jackson, outfielder Mark Sweeney and minor league pitcher Rich Batchelor.

SAN FRANCISCO GIANTS

December 19, 1996 - Acquired catcher Tom Lampkin from Giants for pitcher Rene Arocha.

CARDINALS' MOST RECENT TRADE WITH EACH MAJOR LEAGUE TEAM

(CONTINUED)

AMERICAN LEAGUE EAST

BALTIMORE ORIOLES

March 25, 1985 - Acquired outfielder Tito Landrum from Orioles for right-handed pitcher Jose Brito and cash considerations.

BOSTON RED SOX

April 8, 1995 - Acquired third-baseman Scott Cooper, right-handed pitcher Cory Bailey and a player to be named later from Red Sox for rightfielder Mark Whiten and left-handed pitcher Rheel Cormier.

NEW YORK YANKEES

December 21, 1995 - Acquired left-handed pitcher Rick Honeycutt from Yankees for cash.

TORONTO BLUE JAYS

December 6, 1977 - Acquired right-handed pitcher Pete Vuckovich and a player to be named from Blue Jays for left-handed pitcher Tom Underwood and right-handed pitcher Victor Cruz; Cardinals acquired outfielder John Scott to complete deal, December 16.

AMERICAN LEAGUE CENTRAL

CHICAGO WHITE SOX

February 9, 1988 - Acquired right-handed pitcher Jose DeLeon from White Sox for left-handed pitcher Rick Horton and outfielder Lance Johnson.

CLEVELAND INDIANS

July 27, 1995 - Acquired minor league infielder David Bell, minor league pitcher Rick Heiseman and minor league catcher Pepe McNeal from Indians for right-handed pitcher Ken Hill.

DETROIT TIGERS

June 7, 1996 - Acquired minor league outfielder Micah Franklin and minor league pitcher Brian Maxcy from Tigers for pitcher Tom Urbani and minor league infielder Miguel Inunza.

KANSAS CITY ROYALS

February 12, 1993 - Acquired infielder Gregg Jefferies and outfielder Ed Gerald from Royals for outfielder Felix Jose and infielder Craig Wilson.

MINNESOTA TWINS

April 22, 1988 - Acquired outfielder Tom Brunansky from Twins for second baseman Tom Herr.

AMERICAN LEAGUE WEST

ANAHEIM ANGELS

June 15, 1996 - Acquired minor league pitcher Ben VanRyn from Angels for catcher Pat Borders.

OAKLAND ATHLETICS

July 31, 1997 - Acquired first baseman Mark McGwire for reliever T.J. Mathews and minor league pitchers Eric Ludwick and Blake Stein.

SEATTLE MARINERS

June 26, 1978 - Acquired outfielder Jose Baez from Mariners for a player to be named; Mariners purchased outfielder Mike Potter to complete deal, October 27.

TEXAS RANGERS

December 16, 1996 - Acquired minor league pitcher David Chavarria and a player to be named later from Rangers for pitcher Cory Bailey.

1997 NATIONAL LEAGUE STATISTICS CLUB BATTING

	COL	SD	ATL	LA	CHI	NY	PIT	HOU	FLA	SF	MTL	PHI	STL	CIN	TOT
AVG.	.288	.271	.270	.268	.263	.262	.262	.259	.259	.258	.258	.255	.255	.253	.263
G	162	162	162	162	162	162	162	162	162	162	162	162	162	162	1134
AB	5603	5609	5528	5544	5489	5524	5503	5502	5439	5485	5526	5443	5524	5484	77203
R	923	795	791	742	687	777	725	777	740	784	691	668	689	651	10440
OR	908	891	581	645	759	709	760	660	669	793	740	840	708	764	10427
H	1611	1519	1490	1488	1444	1448	1440	1427	1410	1415	1423	1390	1409	1386	20300
TB	2677	2282	2354	2318	2172	2237	2222	2220	2146	2271	2346	2098	2188	2135	31666
2B	269	275	268	242	269	274	291	314	272	266	339	290	269	269	3907
3B	40	16	37	33	39	28	52	40	28	37	34	35	39	27	485
HR	239	152	174	174	127	153	129	133	138	172	172	116	144	142	2163
GS	3	3	12	1	0	6	3	2	9	6	2	3	2	3	55
RBI	869	761	755	706	642	741	686	720	703	746	659	622	654	612	9876
SH	73	63	83	105	83	58	77	74	71	64	72	74	58	75	1030
SF	35	58	52	36	38	59	47	53	42	59	40	50	44	30	643
HP	63	35	52	33	34	57	92	100	61	46	73	40	42	45	773
BB	562	604	597	498	451	550	481	633	686	642	420	519	543	518	7704
IBB	35	38	45	46	40	45	27	63	55	72	39	32	54	35	626
SO	1060	1129	1160	1079	1003	1029	1161	1085	1074	1120	1084	1032	1191	1113	15320
SB	137	140	108	131	116	97	160	171	115	121	75	92	164	190	1817
CS	65	60	58	64	60	74	50	74	58	49	46	56	60	67	841
GIDP	138	130	143	109	119	122	105	104	132	111	96	105	128	104	1646
LOB	1124	1207	1177	1120	1093	1111	1168	1221	1248	1199	1091	1152	1140	1144	16195
SHO	8	9	6	6	10	7	7	4	9	4	10	8	8	6	102
SLG.	.478	.407	.426	.418	.396	.405	.404	.403	.395	.414	.425	.385	.396	.389	.410
OBP	.357	.342	.343	.330	.321	.332	.329	.344	.346	.337	.316	.322	.324	.321	.333

CLUB PITCHING

	ATL	LA	HOU	FLA	STL	NY	MON	PIT	SF	CIN	CHI	PHI	SD	COL	TOT
W	101	88	84	92	73	88	78	79	90	76	68	68	76	83	1144
L	61	74	78	70	89	74	84	83	72	86	94	94	86	79	1124
ERA	3.18	3.62	3.66	3.83	3.88	3.95	4.14	4.28	4.39	4.41	4.44	4.85	4.98	5.25	4.20
G	162	162	162	162	162	162	162	162	162	162	162	162	162	162	1134
CG	21	6	16	12	5	7	27	6	5	5	6	13	5	9	143
SHO	17	6	12	10	3	8	14	8	9	8	4	7	2	5	113
REL	374	412	354	404	399	376	390	451	481	423	441	409	426	426	5766
SV	37	45	37	39	39	49	37	41	45	49	37	35	43	38	571
IP	1465.2	1459.1	1459	1446.2	1455.2	1459.1	1447	1436	1446	1449	1429	1420.1	1450	1432.2	20255.2
H	1319	1325	1379	1353	1422	1452	1365	1503	1494	1408	1451	1441	1581	1697	20190
R	581	645	660	669	708	709	740	760	793	764	759	840	891	908	10427
ER	518	587	594	615	627	640	665	683	706	710	705	765	802	836	9453
HR	111	163	134	131	124	160	149	143	160	173	185	171	172	196	2172
HB	31	45	52	63	59	47	63	64	39	77	43	58	61	57	769
BB	450	546	511	639	536	504	557	560	578	558	590	616	596	566	7807
IBB	56	36	25	39	34	43	45	71	57	62	51	42	37	23	621
SO	1196	1232	1138	1188	1130	982	1138	1080	1044	1159	1072	1209	1059	870	15497
WP	38	36	46	41	48	47	52	61	48	64	35	73	58	50	697
BK	4	14	9	4	8	7	4	12	10	7	8	12	7	6	112
AVG.	.242	.241	.252	.250	.259	.262	.251	.271	.270	.256	.266	.265	.280	.300	.262

CLUB FIELDING

	COL	CIN	PHI	ATL	CHI	NY	FLA	LA	STL	SF	HOU	PIT	SD	MTL	TOT
PCT.	.983	.982	.982	.982	.981	.981	.981	.981	.980	.980	.979	.979	.979	.979	.981
G	162	162	162	162	162	162	162	162	162	162	162	162	162	162	1134
PO	4298	4347	4261	4397	4287	4378	4340	4378	4367	4338	4377	4308	4350	4341	60767
A	1946	1576	1547	1669	1605	1881	1650	1563	1739	1799	1874	1833	1819	1697	24198
E	111	106	108	114	112	120	116	116	123	125	131	131	132	132	1677
TC	6355	6029	5916	6180	6004	6379	6106	6057	6229	6262	6382	6272	6301	6170	86642
DP	202	129	134	136	117	165	167	104	156	157	169	149	132	150	2067
TP	0	0	0	0	1	0	0	0	0	0	0	0	1	0	2
PB	5	13	16	11	16	10	7	11	18	9	6	11	8	13	154

MAJOR LEAGUE ALL-TIME TOP 10 SINGLE-SEASON HOME ATTENDANCE

- | | |
|-----------------------------------|-------------------------------------|
| 1. Colorado4,483,350 - 1993 | 6. Toronto3,885,284 - 1990 |
| 2. Toronto4,028,318 - 1992 | 7. Atlanta3,884,725 - 1993 |
| 3. Toronto4,001,526 - 1991 | 8. Baltimore3,711,132 - 1997 |
| 4. Colorado3,891,014 - 1996 | 9. Baltimore3,646,950 - 1996 |
| 5. Colorado3,888,453 - 1997 | 10. Baltimore3,644,965 - 1993 |

1997 MAJOR LEAGUE ATTENDANCE

NATIONAL LEAGUE — HOME

CLUB	TOTAL	AVERAGE	DATES	GAMES	SEASON HIGH TOTAL	SEASON HIGH DATE
Colorado	3,888,453	48,006	81	81	48,633	6/11
Atlanta	3,464,488	42,771	81	81	49,758	7/19
Los Angeles	3,319,504	40,982	81	81	54,213	8/31
St. Louis	2,634,014	32,519	81	81	47,542	4/08
Florida	2,364,387	29,555	80	81	44,176	9/21
Chicago	2,190,308	27,725	79	81	40,751	7/19
San Diego	2,089,333	26,117	80	81	60,230	8/29
Houston	2,046,781	25,269	81	81	44,618	4/01
Cincinnati	1,785,788	22,322	80	81	54,820	4/01
New York	1,766,174	22,643	78	81	44,443	6/13
San Francisco	1,690,869	21,136	80	81	52,140	9/18
Pittsburgh	1,657,022	20,713	80	81	45,298	9/01
Montreal	1,497,609	18,489	81	81	42,888	4/26
Philadelphia	1,490,638	19,359	77	81	50,869	9/01
TOTALS	31,885,368	28,469	1,120	1,134		

NATIONAL LEAGUE — ROAD

CLUB	TOTAL	AVERAGE	DATES
Colorado	2,238,993	27,987	80
Atlanta	2,353,270	29,416	80
Los Angeles	2,579,741	32,655	79
St. Louis	2,184,564	27,307	80
Florida	2,169,072	26,779	81
Chicago	2,374,366	29,680	80
San Diego	2,201,113	27,514	80
Houston	2,115,796	26,121	81
Cincinnati	2,203,678	27,546	80
New York	2,382,838	29,785	80
San Francisco	2,425,975	30,325	80
Pittsburgh	2,132,337	26,654	80
Montreal	2,341,013	29,263	80
Philadelphia	2,170,872	27,479	79
TOTALS	31,873,628	28,459	1,120

AMERICAN LEAGUE — HOME

CLUB	TOTAL	AVERAGE	DATES	GAMES	SEASON HIGH TOTAL	SEASON HIGH DATE
Baltimore	3,711,132	45,816	81	81	48,263	8/23
Cleveland	3,404,750	42,559	80	81	43,167	5/20
Seattle	3,192,237	39,410	81	81	57,574	4/01
Texas	2,945,228	36,815	80	81	46,934	7/04
Toronto	2,589,297	31,967	81	81	50,436	7/01
New York	2,580,325	33,081	78	80	56,710	4/11
Boston	2,226,136	27,827	80	81	34,210	4/11
Chicago	1,864,782	23,907	78	81	44,249	6/17
Anaheim	1,767,330	21,819	81	82	35,295	7/03
Kansas City	1,517,638	19,710	77	80	40,052	4/07
Milwaukee	1,444,027	18,513	78	80	43,215	8/02
Minnesota	1,411,064	17,421	81	81	43,216	4/01
Detroit	1,365,157	17,280	79	81	42,749	4/07
Oakland	1,264,218	16,003	79	81	50,792	9/01
TOTALS	31,283,321	28,082	1,114	1,132		

AMERICAN LEAGUE — ROAD

CLUB	TOTAL	AVERAGE	DATES
Baltimore	2,289,272	29,350	78
Cleveland	2,227,329	28,194	79
Seattle	2,409,664	30,121	80
Texas	2,142,471	26,450	81
Toronto	2,118,030	26,811	79
New York	2,643,175	32,632	81
Boston	2,139,097	27,077	79
Chicago	2,227,617	28,198	79
Anaheim	2,179,310	27,586	79
Kansas City	2,097,858	26,223	80
Milwaukee	2,161,263	27,358	79
Minnesota	2,095,535	26,194	80
Detroit	2,202,386	27,530	80
Oakland	2,362,054	29,526	80
TOTALS	31,295,061	28,093	1,114

QUALIFICATIONS AND REGULATIONS

QUALIFICATIONS FOR A BATTING CHAMPION:

Highest batting average and 502 or more plate appearances.

QUALIFICATIONS FOR A PITCHING CHAMPION:

Lowest ERA and 162 or more innings pitched.

PLAYER LIMITS:

40 until opening day, when the number must be reduced to 25 until September 1, when it again may become 40.

QUALIFICATIONS FOR A SAVE:

A relief pitcher shall be credited with a save when he meets all three of the following conditions:

1. He is the finishing pitcher in a game won by his club, and
2. He is not the winning pitcher, and
3. He qualifies under one of the following conditions:
 - a. He enters the game with lead of no more than three runs and pitches for at least one inning, or
 - b. He enters the game with potential tying run either on base, at-bat, or on deck (that is, the potential tying run is either already on base or is one of the first two batsmen he faces), or
 - c. He pitches effectively for at least three innings.

DETERMINING BATTING AVERAGE:

Divide the number of at-bats into the number of hits.

DETERMINING AN EARNED-RUN-AVERAGE:

Multiply the number of earned runs by nine; take the number and divide it by the number of innings pitched.

TRADING REGULATIONS:

Trades may be made with any other major league club in the period from the end of the championship season through July 31 without waivers. Waivers are required, however:

1. If the assignment is to another major league club: From August 1 to the end of the season.
2. If assignment is to a minor league club, with right of recall, at any time after 3 years from the date the player first reported to a major league club during a championship season.
3. If assigned to a minor league club without right of recall, after acquiring 3 years service: At any time during the year.
4. If assigned to a minor league club, without right of recall, at any time prior to acquiring three years of service, special waivers are required between September 1 and the opening of the following season. If player is claimed, request may be withdrawn. If no claims are made, club has 7-day period in which to make assignment to minor leagues.

QUALIFICATIONS FOR A "ROOKIE":

A player shall be considered a rookie unless, during a previous season or seasons, he has (a) exceeded 130 at-bats or 50 innings pitched in the major leagues; or (b) accumulated more than 45 days on the active roster of a major league club or clubs during the period of the 25-player limit (excluding time in military service).

DETERMINING THE MAGIC NUMBER:

Determine the number of games yet to be played, add one, then subtract the number of games ahead in the lost column of the standings from the closest opponent.

QUALIFICATIONS FOR A FIELDING CHAMPIONSHIP:

Highest fielding average and (a) catcher must have played in at least 81 games; (b) infielder or outfielder must have played in at least 108 games; and (c) pitcher must have 162 innings pitched.

CONSECUTIVE-GAME HITTING STREAK:

A consecutive-game hitting streak shall not be terminated if all the player's plate appearances result in a walk, hit batsman, defensive interference or a sacrifice bunt. The streak shall terminate if the player has a sacrifice fly and no hit.

CONSECUTIVE-GAME PLAYING STREAK:

A consecutive-game playing streak shall extend if the player plays one half-inning on defense, or if he completes a time at bat by reaching base or being put out. A pinch-running appearance only shall not extend the streak. If a player is ejected from a game by an umpire before he can comply with the requirements of this rule, his streak shall continue.

CARDINALS RECORDS, HISTORICAL DATA

All-Star Game Selectees	267 - 268
All-Time Coaches Roster	306
All-Time Players Roster	306 - 314
Attendance Records	303
Batting - All-Time Top 10	281 - 282
Batting - Feats and League Leaders	282 - 285
Batting - Individual Records	285 - 286
Batting - Yearly Team Leaders	287 - 292
Best/Worst Record By Month	252
Best/Worst Season Record vs. Opponents	297
Busch Stadium	301 - 304
Cardinals Series Sweeps	298
Career Games By Position	293
Club Records	294 - 295
Cy Young Award Winners	265
Division Series Game Results	258
Division Series Batting/Pitching Leaders	258
Fielding Leaders (Season) By Position	293
First-Round Draft Picks	296
Gold Glove Winners	267
Grand Slams By Current Cardinals	305
Grand Slams By Cardinal Pitchers	285
Hall of Famers	265
Historical/Season Highlights	259 - 264
Hit For Cycle	285
Hitting Streaks	285
Home Run Leaders (Season) By Position	284
Home Runs By Current Cardinals By N.L. Stadium	305
Home Runs By Team at Busch Stadium Since 1966	305
Last Time It Happened	300
Most Seasons With Cardinals	293
MVP Winners	266
NLCS Game Results	257
NLCS Batting/Pitching All-Time Top Five	257 - 258
No-Hitters	269
Opening-Day Record	304
Opponent Series Sweeps	299
Pitching - All-Time Top 10	270
Pitching - Feats and League Leaders	269
Pitching - Individual Records	280
Pitching - Yearly Team Leaders	271 - 279
RBI Leaders (Season) By Position	284
Record by Decade	252
Retired Cardinals Numbers	252
Rolands Relief Man Award Winners	265
Rookie of the Year Award Winners (BBWAA)	266
Rookie Records	295
Silver Slugger Team Selections	266
Sporting News' All-League Team Selections	266
Team Highs & Lows Since 1970	296
Where They Finished	250 - 251
World Series Story	255 - 256
World Series Game Results	253
World Series Batting/Pitching All-Time Top Five	254 - 255

WHERE THEY FINISHED 1892 - 1997

Year	Position	Won	Lost	Pct.	Attendance	Manager
1892	11	56	94	.373	192,442	Chris Von Der Ahe
1893	10	57	75	.432	195,000	Bill Watkins
1894	9	56	76	.424	155,000	George Miller
1895	11	39	92	.298	170,000	Al Buckenberge, Joe Quinn, Lew Phelan, Chris Von Der Ahe
1896	11	40	90	.308	184,000	Henry Diddlebock, Arlie Latham, Chris Von Der Ahe, Roger Connor, Tommy Dowd
1897	12	29	102	.221	136,400	Dowd, Hugh Nicol, Bill Hallman, Chris Von Der Ahe
1898	12	39	111	.260	151,700	Tim Hurst
1899	5	84	67	.556	373,909	Oliver Tebeau
1900	5 **	65	75	.464	270,000	Tebeau & Louis Heilbronner
1901	4	76	64	.543	379,988	Patsy Donovan
1902	6	56	78	.418	226,417	Patsy Donovan
1903	8	43	94	.314	263,538	Patsy Donovan
1904	5	75	79	.487	386,750	Charles "Kid" Nichols
1905	6	58	96	.377	292,800	Nichols, Jimmy Burke, Matthew Robison
1906	7	52	98	.347	283,770	John J. McCloskey
1907	8	52	101	.340	185,377	John J. McCloskey
1908	8	49	105	.318	205,129	John J. McCloskey
1909	7	54	98	.355	299,982	Roger Bresnahan
1910	7	63	90	.412	363,624	Roger Bresnahan
1911	5	75	74	.503	447,768	Roger Bresnahan
1912	6	63	90	.412	241,759	Roger Bresnahan
1913	8	51	99	.340	203,531	Miller Huggins
1914	3	81	72	.529	346,025	Miller Huggins
1915	6	72	81	.471	252,657	Miller Huggins
1916	7 **	60	93	.392	224,308	Miller Huggins
1917	3	82	70	.539	301,948	Miller Huggins
1918	8	51	78	.395	110,596	Jack Hendricks
1919	7	54	83	.394	173,604	Branch Rickey
1920	5	75	79	.487	325,845	Branch Rickey
1921	3	87	66	.569	384,790	Branch Rickey
1922	3 **	85	69	.552	536,343	Branch Rickey
1923	5	79	74	.516	338,548	Branch Rickey
1924	6	65	89	.422	272,884	Branch Rickey
1925	4	77	76	.503	405,297	Rickey & Rogers Hornsby
1926	1 *	89	65	.578	681,575	Rogers Hornsby
1927	2	92	61	.601	763,615	Bob O'Farrell
1928	1	95	59	.617	778,147	Bill McKechnie
1929	4	78	74	.513	410,921	McKechnie & Billy Southworth
1930	1	92	62	.597	519,647	Gabby Street
1931	1 *	101	53	.656	623,960	Gabby Street
1932	6 **	72	82	.468	290,370	Gabby Street
1933	5	82	71	.536	268,404	Street & Frank Frisch
1934	1 *	95	58	.621	334,863	Frank Frisch
1935	2	96	58	.623	517,805	Frank Frisch
1936	2 **	87	67	.565	457,925	Frank Frisch
1937	4	81	73	.526	443,039	Frank Frisch
1938	6	71	80	.470	295,229	Frisch & Mike Gonzales
1939	2	92	61	.601	410,778	Ray Blades
1940	3	84	69	.549	331,899	Blades, Gonzales & Billy Southworth
1941	2	97	56	.634	642,496	Billy Southworth
1942	1 *	106	48	.688	571,626	Billy Southworth
1943	1	105	49	.682	535,014	Billy Southworth
1944	1 *	105	49	.682	486,751	Billy Southworth
1945	2	95	59	.617	594,180	Billy Southworth
1946	1 *	98	58	.628	1,062,553	Eddie Dyer
1947	2	89	65	.578	1,248,013	Eddie Dyer
1948	2	85	69	.552	1,111,454	Eddie Dyer

WHERE THEY FINISHED

1892 - 1997

(CONTINUED)

Year	Position	Won	Lost	Pct.	Attendance	Manager
1949	2	96	58	.623	1,430,676	Eddie Dyer
1950	5	78	75	.510	1,093,199	Eddie Dyer
1951	3	81	73	.526	1,013,429	Marty Marion
1952	3	88	66	.571	913,113	Eddie Stanky
1953	3**	83	71	.539	880,242	Eddie Stanky
1954	6	72	82	.468	1,039,698	Eddie Stanky
1955	7	68	86	.442	849,130	Stanky & Harry Walker
1956	4	76	78	.494	1,029,773	Fred Hutchinson
1957	2	87	67	.565	1,183,575	Fred Hutchinson
1958	5**	72	82	.468	1,063,730	Hutchinson & Stan Hack
1959	7	71	83	.461	929,953	Solly Hemus
1960	3	86	68	.558	1,096,632	Solly Hemus
1961	5	80	74	.519	855,305	Hemus & Johnny Keane
1962	6	84	78	.519	953,895	Johnny Keane
1963	2	93	69	.574	1,170,546	Johnny Keane
1964	1*	93	69	.574	1,143,294	Johnny Keane
1965	7	80	81	.497	1,241,195	Albert Schoendienst
1966	6	83	79	.512	1,712,980	Albert Schoendienst
1967	1*	101	60	.627	2,090,145	Albert Schoendienst
1968	1	97	65	.599	2,011,177	Albert Schoendienst
1969+	4	87	75	.537	1,682,583	Albert Schoendienst
1970	4	76	86	.469	1,628,729	Albert Schoendienst
1971	2	90	72	.556	1,604,671	Albert Schoendienst
1972	4	75	81	.481	1,196,894	Albert Schoendienst
1973	2	81	81	.500	1,574,012	Albert Schoendienst
1974	2	86	75	.534	1,838,413	Albert Schoendienst
1975	3**	82	80	.506	1,695,394	Albert Schoendienst
1976	5	72	90	.444	1,207,036	Albert Schoendienst
1977	3	83	79	.512	1,659,287	Vernon Rapp
1978	5	69	93	.426	1,278,175	Rapp, Jack Krol, Ken Boyer
1979	3	86	76	.531	1,627,256	Ken Boyer
1980	4	74	88	.457	1,385,147	Boyer, Jack Krol, Whitey Herzog, Albert Schoendienst
1981++	1	59	43	.578	1,010,247	Whitey Herzog
1982	1*	92	70	.568	2,111,906	Whitey Herzog
1983	4	79	83	.488	2,317,914	Whitey Herzog
1984	3	84	78	.519	2,037,448	Whitey Herzog
1985	1	101	61	.623	2,637,563	Whitey Herzog
1986	3	79	82	.491	2,471,817	Whitey Herzog
1987	1	95	67	.586	3,072,121	Whitey Herzog
1988	5	76	86	.469	2,892,629	Whitey Herzog
1989	3	86	76	.531	3,080,980	Whitey Herzog
1990	6	70	92	.432	2,573,225	Herzog, Albert Schoendienst, Joe Torre
1991	2	84	78	.519	2,448,699	Joe Torre
1992	3	83	79	.512	2,418,483	Joe Torre
1993	3	87	75	.537	2,844,328	Joe Torre
1994#	3**	53	61	.465	1,866,544	Joe Torre
1995#	4	62	81	.434	1,756,727	Torre and Mike Jorgensen
1996	1	88	74	.543	2,654,718	Tony La Russa
1997	4	73	89	.451	2,634,014	Tony La Russa
		8,168	8,039	.504	105,570,641	

** Tied for position.

* World Series champions.

+ Start of divisional play.

++ Split season due to players' strike. Cardinals finished second in each half but had best overall record in Eastern Division.

Shortened season due to players' strike.

Finished first 16 times, second 15 times, third 18 times, fourth 12 times, fifth 13 times, sixth 11 times, seventh 8 times, eighth 5 times, ninth 1 time, tenth 1 time, eleventh 3 times, and twelfth 2 times.

CARDINALS RECORD BY DECADE

YEARS	WINS-LOSSES	PCT.	FIRST PLACE	WORLD CHAMPIONS
1890s	400-707	.361	None	—
1900s	580-888	.395	None	None
1910s	652-830	.440	None	None
1920s	822-712	.536	1926, 28	1926
1930s	869-665	.566	1930, 31, 34	1931, 34
1940s	960-580	.623	1942, 43, 44, 46	1942, 44, 46
1950s	776-763	.504	None	None
1960s	884-718	.552	1964, 67, 68	1964, 67
1970s	800-813	.496	None	None
1980s	825-734	.529	1981*, 82, 85, 87	1982
1990s	600-629	.488	1996	None

* Split season due to players' strike. Finished with best overall record in N.L. East.

BEST/WORST RECORD BY MONTH (SINCE 1966)

BEST PCT.	W-L	YEAR	MONTH	WORST PCT.	W-L	YEAR
.722	13-5	1968	APRIL	.167	3-15	1973
.760	19-6	1971	MAY	.308	8-18	1980
.741	20-7	1993	JUNE	.276	8-21	1971
.800	24-6	1968	JULY	.276	8-21	1970
.656	21-11	1967	AUGUST	.400	12-18	1973
.700	21-9	1985	SEPTEMBER	.357	10-18	1990
.750	3-1	1981	OCTOBER	.000	0-4	1986

RETIRED CARDINALS NUMBERS

1	Ozzie Smith — 1996
2	Red Schoendienst — 1996
6	Stan Musial — 1963
9	Enos Slaughter — 1996
14	Ken Boyer — 1984
17	Dizzy Dean — 1974
20	Lou Brock — 1979
45	Bob Gibson — 1975
85	August A. Busch Jr. — 1984

42..... Jackie Robinson — 1997
 To commemorate the 50th anniversary of Robinson's breaking the color barrier, Major League Baseball retired his number for all teams in 1997.

CARDINALS WORLD SERIES GAME RESULTS

1926 - Cardinals 4, New York 3

- Oct. 2 Cardinals 1, at New York 2
- Oct. 3 Cardinals 6, at New York 2
- Oct. 5 at Cardinals 4, New York 0
- Oct. 6 at Cardinals 5, New York 10
- Oct. 7 at Cardinals 2, New York 3
- Oct. 9 Cardinals 10, at New York 2
- Oct. 10 Cardinals 3, at New York 2

1928 - Cardinals 0, New York 4

- Oct. 4 Cardinals 1, at New York 4
- Oct. 5 Cardinals 3, at New York 9
- Oct. 7 at Cardinals 3, New York 7
- Oct. 9 at Cardinals 3, New York 7

1930 - Cardinals 2, Philadelphia 4

- Oct. 1 Cardinals 2, at Philadelphia 5
- Oct. 2 Cardinals 1, at Philadelphia 6
- Oct. 4 at Cardinals 5, Philadelphia 0
- Oct. 5 at Cardinals 3, Philadelphia 1
- Oct. 6 at Cardinals 0, Philadelphia 2
- Oct. 8 Cardinals 1, at Philadelphia 7

1931 - Cardinals 4, Philadelphia 3

- Oct. 1 at Cardinals 2, Philadelphia 6
- Oct. 2 at Cardinals 2, Philadelphia 0
- Oct. 4 Cardinals at Philadelphia, rain
- Oct. 5 Cardinals 5, at Philadelphia 2
- Oct. 6 Cardinals 0, at Philadelphia 3
- Oct. 7 Cardinals 5, at Philadelphia 1
- Oct. 9 at Cardinals 1, Philadelphia 8
- Oct. 10 at Cardinals 4, Philadelphia 2

1934 - Cardinals 4, Detroit 3

- Oct. 3 Cardinals 8, at Detroit 3
- Oct. 4 Cardinals 2, at Detroit 3
(12 innings)
- Oct. 5 at Cardinals 4, Detroit 1
- Oct. 6 at Cardinals 4, Detroit 10
- Oct. 7 at Cardinals 1, Detroit 3
- Oct. 8 Cardinals 4, at Detroit 3
- Oct. 9 Cardinals 11, at Detroit 0

1942 - Cardinals 4, New York 1

- Sept. 30 at Cardinals 4, New York 7
- Oct. 1 at Cardinals 4, New York 3
- Oct. 2 Cardinals 2, at New York 0
- Oct. 4 Cardinals 9, at New York 6
- Oct. 5 Cardinals 4, at New York 2

1943 - Cardinals 1, New York 4

- Oct. 5 Cardinals 2, at New York 4
- Oct. 6 Cardinals 4, at New York 3
- Oct. 7 Cardinals 2, at New York 6
- Oct. 10 at Cardinals 1, New York 2
- Oct. 11 at Cardinals 0, New York 2

1944 - Cardinals 4, Browns 2

- Oct. 4 at Cardinals 1, Browns 2
- Oct. 5 at Cardinals 3, Browns 2
(11 innings)
- Oct. 6 Cardinals 2, at Browns 6
- Oct. 7 Cardinals 5, at Browns 1
- Oct. 8 Cardinals 2, at Browns 0
- Oct. 9 at Cardinals 3, Browns 1

1946 - Cardinals 4, Boston 3

- Oct. 6 at Cardinals 2, Boston 3
(10 innings)
- Oct. 7 at Cardinals 3, Boston 0
- Oct. 9 Cardinals 0, at Boston 4
- Oct. 10 Cardinals 12, at Boston 3
- Oct. 11 Cardinals 3, at Boston 6
- Oct. 13 at Cardinals 4, Boston 1
- Oct. 15 at Cardinals 4, Boston 3

1964 - Cardinals 4, New York 3

- Oct. 7 at Cardinals 9, New York 5
- Oct. 8 at Cardinals 3, New York 8
- Oct. 10 Cardinals 1, at New York 2
- Oct. 11 Cardinals 4, at New York 3
- Oct. 12 Cardinals 5, at New York 2
(10 innings)
- Oct. 14 at Cardinals 3, New York 8
- Oct. 15 at Cardinals 7, New York 5

1967 - Cardinals 4, Boston 3

- Oct. 4 Cardinals 2, at Boston 1
- Oct. 5 Cardinals 0, at Boston 5
- Oct. 7 at Cardinals 5, Boston 2
- Oct. 8 at Cardinals 6, Boston 0
- Oct. 9 at Cardinals 1, Boston 3
- Oct. 11 Cardinals 4, at Boston 8
- Oct. 12 Cardinals 7, at Boston 2

1968 - Cardinals 3, Detroit 4

- Oct. 2 at Cardinals 4, Detroit 0
- Oct. 3 at Cardinals 1, Detroit 8
- Oct. 5 Cardinals 7, at Detroit 3
- Oct. 6 Cardinals 10, at Detroit 1
- Oct. 7 Cardinals 3, at Detroit 5
- Oct. 9 at Cardinals 1, Detroit 13
- Oct. 10 at Cardinals 1, Detroit 4

1982 - Cardinals 4, Milwaukee 3

- Oct. 12 at Cardinals 0, Milwaukee 10
- Oct. 13 at Cardinals 5, Milwaukee 4
- Oct. 15 Cardinals 6, at Milwaukee 2
- Oct. 16 Cardinals 5, at Milwaukee 7
- Oct. 17 Cardinals 4, at Milwaukee 6
- Oct. 19 at Cardinals 13, Milwaukee 1
- Oct. 20 at Cardinals 6, Milwaukee 3

1985 - Cardinals 3, Kansas City 4

- Oct. 19 Cardinals 3, at Kansas City 1
- Oct. 20 Cardinals 4, at Kansas City 2
- Oct. 22 at Cardinals 1, Kansas City 6
- Oct. 23 at Cardinals 3, Kansas City 0
- Oct. 24 at Cardinals 1, Kansas City 6
- Oct. 26 Cardinals 1, at Kansas City 2
- Oct. 27 Cardinals 0, at Kansas City 11

1987 - Cardinals 3, Minnesota 4

- Oct. 17 Cardinals 1, at Minnesota 10
- Oct. 18 Cardinals 4, at Minnesota 8
- Oct. 20 at Cardinals 3, Minnesota 1
- Oct. 21 at Cardinals 7, Minnesota 2
- Oct. 22 at Cardinals 4, Minnesota 2
- Oct. 24 Cardinals 5, at Minnesota 11
- Oct. 25 Cardinals 2, at Minnesota 4

CARDINALS WORLD SERIES BATTING ALL-TIME TOP 5

BATTING AVG.

(two series, 50 plate appearances)

1.	Pepper Martin418
2.	Lou Brock391
3.	Julian Javier346
4.	Tim McCarver311
5.	Walker Cooper300

GAMES

1.	Jim Bottomley	24
	Frankie Frisch	24
3.	Chick Hafey	23
	Whitey Kurowski	23
	Marty Marion	23
	Stan Musial	23

AT-BATS

1.	Frankie Frisch	95
2.	Jim Bottomley	90
3.	Chick Hafey	88
4.	Lou Brock	87
5.	Stan Musial	86
	Curt Flood	86

RUNS

1.	Lou Brock	16
2.	Pepper Martin	14
3.	Whitey Kurowski	12
	Mike Shannon	12
5.	Curt Flood	11

HITS

1.	Lou Brock	34
2.	Pepper Martin	23
	Willie McGee	23
	Tim McCarver	23
5.	Stan Musial	22

TOTAL BASES

1.	Lou Brock	57
2.	Tim McCarver	37
3.	Willie McGee	36
4.	Pepper Martin	35
5.	Stan Musial	34

DOUBLES

1.	Lou Brock	7
	Pepper Martin	7
	Stan Musial	7
	Marty Marion	7
	Chick Hafey	7

TRIPLES

1.	Tim McCarver	3
2.	Lou Brock	2
3.	20 players with	1

HOME RUNS

1.	Lou Brock	4
2.	Willie McGee	3
	Mike Shannon	3
4.	seven players with	2

RUNS BATTED IN

1.	Lou Brock	13
2.	Willie McGee	11
	Tim McCarver	11
	Marty Marion	11
5.	Jim Bottomley	10

STOLEN BASES

1.	Lou Brock	14
2.	Pepper Martin	7
3.	Vince Coleman	6
4.	Frankie Frisch	4
	Ozzie Smith	4

BASES ON BALLS

1.	Stan Musial	12
2.	Tim McCarver	10
3.	Ozzie Smith	9
	Ray Sanders	9
5.	Curt Flood	8
	Dal Maxvill	8

CARDINALS WORLD SERIES PITCHING ALL-TIME TOP 5

GAMES

1.	Bob Gibson	9
2.	Ken Dayley	8
3.	six players with	7

INNINGS PITCHED

1.	Bob Gibson	81.0
2.	Mort Cooper	45.0
3.	Bill Hallahan	39.2
4.	Burleigh Grimes	34.2
5.	Harry Brecheen	32.2

EARNED-RUN AVERAGE

(two series, 20 innings pitched)

1.	Harry Brecheen	0.83
2.	Bill Hallahan	1.36
3.	Jesse Haines	1.67
4.	Max Lanier	1.71
5.	Bob Gibson	1.89

SHUTOUTS

1.	Bob Gibson	2
	Bill Hallahan	2
3.	six players with	1

FEWEST HITS PER NINE INNINGS

(two series, 20 innings pitched)

1.	Burleigh Grimes	4.93
2.	Bob Gibson	6.11
3.	Bill Hallahan	6.58
4.	Jesse Haines	6.68
5.	Max Lanier	6.82

WINS

1.	Bob Gibson	7
2.	Harry Brecheen	4
3.	Bill Hallahan	3
	Jesse Haines	3
	John Tudor	3

CARDINALS WORLD SERIES PITCHING ALL-TIME TOP 5

(CONTINUED)

COMPLETE GAMES

1.	Bob Gibson	8
2.	Harry Brecheen	3
	Bill Hallahan	3
	Burleigh Grimes	3
5.	six pitchers with	2

STRIKEOUTS

1.	Bob Gibson	92
2.	Mort Cooper	35
3.	Bill Hallahan	27
4.	Max Lanier	25
5.	Burleigh Grimes	24

FEWEST WALKS PER NINE INNINGS

(two series, 20 innings pitched)

1.	Bob Gibson	1.89
2.	Nelson Briles	2.01
3.	Mort Cooper	2.40
4.	Grover Alexander	2.84
5.	John Tudor	3.10

SAVES

1.	Todd Worrell	3
2.	Bruce Sutter	2
3.	eight pitchers with	1

CARDINALS WORLD SERIES STORY

- 1926 The Cardinals defeated the Yankees, four games to three, to win their first world championship. Veteran 39-year-old right-hander Grover Cleveland Alexander, obtained by the Redbirds in a midseason trade with the Chicago Cubs, won the second and sixth games, then came on to save the seventh.
- 1928 Babe Ruth and Lou Gehrig paced the Yankees to a four-game sweep of the Cardinals. Ruth batted .625 for the Series and hit three home runs in one game, and Gehrig batted .545 with nine runs batted in. Four of Gehrig's six hits were home runs.
- 1930 Connie Mack's Philadelphia Athletics defeated the Cardinals, four games to two, as the Redbirds hit only .200 and the Athletics .197. Cardinal victories were pitched by Bill Hallahan, 5-0, in the third game, and Jesse Haines, 3-1, in the fourth.
- 1931 The Cardinals got revenge against the Athletics, defeating them four games to three. Pepper Martin, the Wild Horse of the Osage, paced the Redbirds, stealing five bases, collecting 12 hits and hitting .500. Bill Hallahan and Burleigh Grimes each pitched two victories for the Cardinals.
- 1934 The "Gas House Gang" won the National League pennant on the final day of the season, then defeated Detroit in the Series, four games to three. Dizzy and Paul Dean, who combined to win 49 games during the regular season, each won two games over the Tigers. The final game of the Series, won by the Cardinals, 11-0, was marked by Commissioner Kenesaw Landis' order to eject Joe (Ducky) Medwick from the game. Medwick had slid hard into Tigers third baseman Marv Owen in the sixth inning, so infuriating Detroit fans that they bombarded Medwick with fruit, vegetables and debris when he took his position in left field in the bottom of the inning. Landis removed Medwick to halt the disturbance.
- 1942 The Cardinals lost the first game of the Series to the Yankees, then roared back to win four straight. Rookie pitcher Johnny Beazley won two games, lefthander Ernie White shut out the Yankees in the third game, and third baseman Whitey Kurowski belted an RBI-triple in the second game and a two-run, ninth-inning homer to clinch the finale.
- 1943 The Yankees evened their World Series record against the Cardinals at 2-2 by defeating the Redbirds in five games. The turning point of the Series occurred in the third game. With the Cardinals holding a 2-1 lead in the eighth, Johnny Lindell crashed into Whitey Kurowski at third on pinch-hitter George Stirmweiss' sacrifice bunt and jarred the ball loose from Kurowski's hand. After a fly out and an intentional walk, Billy Johnson's triple drove home three runs, igniting a five-run inning and a 6-2 Yankee victory. Manager Joe McCarthy's team won the next two games, 2-1 and 2-0, to win the title.
- 1944 In this only all-St. Louis World Series, pitching dominated as the Cardinals defeated the Browns, four games to two. The two teams combined to strike out a six-game Series-record 92 batters, 49 by Cardinal pitchers and 43 by Browns hurlers. Emil Verban topped Cardinal hitters with a .412 average.
- 1946 Harry (The Cat) Brecheen won three games and the Cardinals topped the Boston Red Sox, four games to three. With the score tied 3-3 in the bottom of the eighth inning of the seventh game, Enos Slaughter singled, then scored all the way from first on Harry Walker's double to left-center, a sprint that surprised Red Sox relay man Johnny Pesky, whose moment's hesitation allowed Slaughter to score the winning run.

CARDINALS WORLD SERIES STORY

(CONTINUED)

- 1964 A team victory for the Cardinals, who defeated the Yankees, four games to three. Bob Gibson won two games; Ken Boyer hit a grand slam to win the fourth game; Tim McCarver, who batted a Series-high .478, smashed a 10th-inning home run to win the fifth game; and Ron Taylor and Roger Craig combined for 9.2 scoreless innings of relief.
- 1967 Bob Gibson pitched three complete-game victories and Lou Brock put on one of the finest offensive displays in World Series history as the Cardinals defeated the Boston Red Sox, four games to three. Gibson limited the Red Sox to only 14 hits in three games, and Brock topped all Series hitters with a .414 batting average. Lou also set a Series record by stealing seven bases, and Roger Maris hit .385 and drove in seven runs.
- 1968 The Cardinals led three games to one, but the Detroit Tigers rallied to win the last three contests and claim their first world championship since 1945. Left-hander Mickey Lolich, who pitched all season in the shadow of 31-game winner Denny McLain, was superb for the Tigers as he won three games, including the 4-1 finale. Bob Gibson won two games for the Redbirds and set Series records by striking out 17 batters in Game One and 35 in the Series, breaking the mark of 31 he set against the Yankees in 1964. Lou Brock batted .464 and stole seven bases.
- 1982 The Cardinals rallied from a 3-2 deficit in games to defeat the Milwaukee Brewers and bring the World Series Championship trophy back to St. Louis for the first time in 15 years. Joaquin Andujar nailed down two victories and posted a 1.35 ERA while reliever Bruce Sutter posted a win and two saves. John Stuper became only the 14th rookie to start two World Series games, winning the crucial sixth game, a rain-delayed contest that took five hours to complete. Dane Iorg batted .529 and tied a Series record for most hits by a designated hitter. Rookie Willie McGee turned heads by hitting two home runs and making two spectacular catches in one game. Catcher Darrell Porter was named the Series MVP on the strength of his clutch hitting and solid defense.
- 1985 The Cardinals won the National League Championship Series after losing the first two games to the Los Angeles Dodgers, then winning four straight, including the decisive sixth game on Jack Clark's three-run, ninth-inning homer. In the World Series, they won the first two games at Kansas City, then lost four of the next five games behind an offense that batted only .185 for the Series. John Tudor and Todd Worrell pitched the Cardinals to victory in Game One, and Terry Pendleton's ninth-inning, bases-loaded double sparked a 4-2 victory the next day. Kansas City won its first game, 6-1, behind Brett Saberhagen's pitching, then lost Game Four to Tudor, 3-0. Danny Jackson stopped the Redbirds, 6-1, in the fifth game, although Worrell tied a Series record by striking out six consecutive batters in two innings of relief. The pivotal moment of the Series occurred in the ninth inning of Game Six, with the Cardinals leading, 1-0. After Kansas City leadoff man Jorge Orta reached first on a disputed call by an umpire and Steve Balboni singled after his catchable pop-up fell safely in foul territory, former Cardinal pinch-hitter Dane Iorg stroked a one-out, two-run single for a 2-1 Royals victory. Game Seven was no contest, an 11-0 Royals victory.
- 1987 After coming back from a 3-2 deficit in games to win the National League Championship Series against San Francisco, the Cardinals lost their first two games of the World Series at Minnesota. Returning to Busch Stadium for Game Three, the Redbirds used a three-run seventh and strong pitching by John Tudor to cut the deficit to 2-1. The next night, utility infielder Tom Lawless, who was filling in for injured third baseman Terry Pendleton, led the Cards to a 7-2 win with a three-run homer in the fourth. The round-tripper was just the second for Lawless at the major league level. The Cardinals completed their sweep at home with a 4-2 win in Game Five. Vince Coleman and Ozzie Smith each stole two bases, and Todd Worrell earned his second save of the Series in relief of winner Danny Cox. In Game Six, the Cardinals took a 5-2 lead into the fifth inning, but homers by Don Baylor and Kent Hrbek carried the Twins to an 11-5 victory. In the decisive seventh game, Series MVP Frank Viola allowed only two runs and Greg Gagne broke a 2-2 sixth-inning tie with an infield single, giving Minnesota a 4-2 victory and its first-ever World Series title. The Series was the first in which the home team won each of the seven games.

CARDINALS NLCS GAME RESULTS

1982 - Cardinals 3, Atlanta 0

Oct. 6	Atlanta at Cardinals, rain
Oct. 7	at Cardinals 7, Atlanta 0
Oct. 8	Atlanta at Cardinals, rain
Oct. 9	at Cardinals 4, Atlanta 3
Oct. 10	Cardinals 6, at Atlanta 2

1985 - Cardinals 4, Los Angeles 2

Oct. 9	Cardinals 1, at Los Angeles 4
Oct. 10	Cardinals 2, at Los Angeles 8
Oct. 12	at Cardinals 4, Los Angeles 2
Oct. 13	at Cardinals 12, Los Angeles 2
Oct. 14	at Cardinals 3, Los Angeles 2
Oct. 16	Cardinals 7, Los Angeles 5

1987 - Cardinals 4, San Francisco 3

Oct. 6	at Cardinals 5, San Francisco 3
Oct. 7	at Cardinals 0, San Francisco 5
Oct. 9	Cardinals 6, at San Francisco 5
Oct. 10	Cardinals 2, at San Francisco 4
Oct. 11	Cardinals 3, at San Francisco 6
Oct. 13	at Cardinals 1, San Francisco 0
Oct. 14	at Cardinals 6, San Francisco 0

1996 - Cardinals 3, Atlanta 4

Oct. 9	Cardinals 2, at Atlanta 4
Oct. 10	Cardinals 8, at Atlanta 3
Oct. 12	at Cardinals 3, Atlanta 2
Oct. 13	at Cardinals 4, Atlanta 3
Oct. 14	at Cardinals 0, Atlanta 14
Oct. 16	Cardinals 1, at Atlanta 3
Oct. 17	Cardinals 0, at Atlanta 15

CARDINALS NLCS BATTING ALL-TIME TOP 5

BATTING AVG.

(two series, 50 plate appearances)

1.	Darrell Porter.....	375
2.	Jack Clark	364
3.	Ozzie Smith	303
4.	Willie McGee.....	300
5.	Vince Coleman	275

GAMES

1.	Willie McGee	22
2.	Ozzie Smith	19
3.	Tommy Herr	16
4.	Terry Pendleton	12
5.	Vince Coleman	10

AT-BATS

1.	Willie McGee	80
2.	Ozzie Smith	66
3.	Tommy Herr	61
4.	Terry Pendleton	43
5.	Vince Coleman	40

RUNS

1.	Willie McGee	12
2.	Ozzie Smith	6
3.	Vince Coleman	5
	Terry Pendleton	5
	Tony Pena	5

HITS

1.	Willie McGee	24
2.	Ozzie Smith	20
3.	Tommy Herr	16
4.	Terry Pendleton	11
5.	Vince Coleman	9
	Darrell Porter	9

TOTAL BASES

1.	Willie McGee	35
2.	Ozzie Smith	28
3.	Tommy Herr	24
4.	Darrell Porter	13
5.	Ron Gant	13

DOUBLES

1.	Tommy Herr	5
2.	Darrell Porter	4
3.	Willie McGee	2
4.	Dan Driessen	2
5.	nine players with	1

TRIPLES

1.	Willie McGee	3
2.	Ozzie Smith	2
3.	four players with	1

HOME RUNS

1.	Ron Gant	2
2.	eight players with	1

RUNS BATTED IN

1.	Willie McGee	10
2.	Tommy Herr	9
3.	Ozzie Smith	7
4.	Terry Pendleton	5
	Vince Coleman	5

STOLEN BASES

1.	Willie McGee	2
	Tommy Herr	2
	Ozzie Smith	2
	Vince Coleman	2
5.	four players with	1

BASES ON BALLS

1.	Darrell Porter	10
2.	Ozzie Smith	9
3.	Tommy Herr	6
4.	Jack Clark	5
5.	Vince Coleman	4

CARDINALS NLCS PITCHING ALL-TIME TOP 5

GAMES	
1. Ken Dayley	8
2. Todd Worrell	7
3. Mark Petkovsek	6
4. Bob Forsch	5
Rick Honeycutt	5
Tony Fossas	5

SHUTOUTS	
1. Bob Forsch	1
Danny Cox	1

INNINGS PITCHED	
1. John Tudor	28.0
2. Danny Cox	23.0
3. Joaquin Andujar	17.0
4. Bob Forsch	15.1
Andy Benes	15.1

EARNED-RUN AVERAGE (two series, 10 innings pitched)	
1. Ken Dayley	0.00
2. Todd Worrell	1.69
3. Danny Cox	1.96
4. John Tudor	2.25
5. Bob Forsch	3.52

FEWEST HITS PER NINE INNINGS (two series, 10 innings pitched)	
1. Ken Dayley	2.70
2. Bob Forsch	5.87
3. Todd Worrell	6.75
4. Danny Cox	8.22
5. John Tudor	8.36

WINS	
1. Bob Forsch	2
John Tudor	2
Danny Cox	2
4. eight pitchers with	1

COMPLETE GAMES	
1. Danny Cox	2
2. Bob Forsch	1

STRIKEOUTS	
1. John Tudor	20
2. Danny Cox	15
3. Joaquin Andujar	13
4. Todd Stottlemire	11
5. Greg Mathews	10

FEWEST WALKS PER NINE INNINGS (two series, 10 innings pitched)	
1. Bob Forsch	1.76
2. Todd Worrell	2.53
3. John Tudor	2.57
4. Ken Dayley	2.70
5. Danny Cox	3.13

SAVES	
1. Ken Dayley	4
2. Todd Worrell	1
Dennis Eckersley	1
Bruce Sutter	1

CARDINALS DIVISION SERIES GAME RESULTS

1996 - Cardinals 3, San Diego 0

Oct. 1 at Cardinals 3, San Diego 1
Oct. 3 at Cardinals 5, San Diego 4

Oct. 5 Cardinals 7, at San Diego 5

CARDINALS DIVISION SERIES BATTING LEADERS

BATTING AVG. (10 plate appearances)	
Ron Gant400

AT-BATS	
Brian Jordan	12

RUNS	
Brian Jordan	4

HITS	
Ron Gant, Brian Jordan	4

DOUBLES	
Luis Alicea	2

TRIPLES	
John Mabry	1

HOME RUNS	
Gary Gaetti, Ron Gant Brian Jordan	1

RUNS BATTED IN	
Ron Gant	4

STOLEN BASES	
Ron Gant	2

BASES ON BALLS	
Royce Clayton	3

CARDINALS DIVISION SERIES PITCHING LEADERS

GAMES	
Dennis Eckersley, Rick Honeycutt	3

INNINGS PITCHED	
Andy Benes	7.0

EARNED-RUN AVERAGE (6 IP)	
Todd Stottlemire	1.35

WINS	
Rick Honeycutt, T.J. Mathews Todd Stottlemire	1

STRIKEOUTS	
Andy Benes	9

SAVES	
Dennis Eckersley	3

CARDINALS HISTORICAL / SEASON HIGHLIGHTS

- 1876 St. Louis became a charter member of the National League, then withdrew after the 1877 season.
- 1892 St. Louis rejoined the N.L. as the Browns, later becoming the Perfectos.
- 1899 The team changed its name from Perfectos to Cardinals.
- 1920 The team moved from Robison Field to Sportsman's Park.
- 1922 Rogers Hornsby won the Triple Crown with 42 home runs, 152 RBI and a .401 batting average.
- 1924 Hornsby won the batting title with a .424 average, the highest mark in the National League since 1900.
- 1925 Hornsby won his second Triple Crown with 39 home runs, 143 RBI and a .403 average.
- 1937 Joe (Ducky) Medwick won the Triple Crown with 31 home runs, 154 RBI and a .374 batting average.
- 1940 First night games in St. Louis for the Browns and then Cardinals. Johnny Mize hit a club-record 43 home runs.
- 1946 Home paid attendance topped 1 million for the first time.
- 1948 Stan Musial won his third N.L. Most Valuable Player award and led the league in nearly every batting department — average (.376); runs (135); hits (230); total bases (429); doubles (46); triples (18); runs batted in (131); and slugging percentage (.702).
- 1950 The Cardinals played their first night opener in St. Louis.
- 1953 Anheuser-Busch, Inc., bought the Cardinals, renovated Sportsman's Park and renamed it Busch Stadium.
- 1954 Musial hit five home runs in a May 2 double-header against the Giants at Busch Stadium.
- 1957 Musial established a National League endurance record by extending his streak of consecutive games played to 895 before an injury forced him to the bench. The mishap occurred at Philadelphia on August 22, when he tore a muscle and chipped a bone in his shoulder blade as he swung at and missed a high, outside pitch. He won the batting title with a .351 average.
- 1958 Musial, pinch-hitting in the sixth inning, doubled against the Cubs at Wrigley Field on May 13 to collect his 3,000th career hit.
- 1962 Musial, nearing his 42nd birthday, made a bid for his eighth batting title by hitting .330, but Tommy Davis of the Los Angeles Dodgers won the crown with a .346 mark.
- 1963 Musial, who won seven National League batting titles in his 22-year career with the Cardinals and had a lifetime average of .331, announced his retirement. His famous No. 6 became the first Cardinal number to be retired.
- 1966 The Cardinals closed old Busch Stadium on May 8 with a 10-5 loss to the San Francisco Giants. On May 12, they opened new Busch Memorial Stadium in downtown St. Louis by defeating the Atlanta Braves, 4-3, in 12 innings. Lou Brock singled with the bases loaded, driving in Curt Flood with the winning run. The winning pitcher was Don Dennis, the loser Phil Niekro. Mike Shannon got the first Cardinal hit, a first-inning single, and Atlanta's Felipe Alou hit two home runs. The Cardinals also hosted the All-Star Game.
- 1967 Home paid attendance topped 2 million for the first time.
- 1968 Bob Gibson had a 22-9 record, hurled 13 shutouts, had a 15-game winning streak and allowed only 38 earned runs in 304 innings for a 1.12 ERA, a major league record for a pitcher who worked more than 300 innings. He set a World Series strikeout record with 17 in the first game against Detroit. His remarkable season earned him the National League's Cy Young and Most Valuable Player awards.
- 1969 On September 15 against the New York Mets, Steve Carlton struck out 19 batters, a major league record at the time. However, he lost the game, 4-3, as Ron Swoboda hit a pair of two-run homers. Carlton struck out at least one man in every inning and fanned the side in four different frames.
- 1970 Gibson had a 23-7 record and received his second N.L. Cy Young Award. The Cardinals played their first season at Busch on AstroTurf, which replaced the original natural-grass field.
- 1971 Joe Torre won the N.L. batting title with a .363 average and was named league MVP. Gibson pitched his only career no-hitter, an 11-0 victory over the Pirates on August 14. Red Schoendienst established a longevity record for Cardinal managers, completing his seventh season. Lou Brock became the first major league player to steal 50 or more bases in seven consecutive years.
- 1972 Gibson extended his major league record for most seasons with 200 or more strikeouts to nine. He also set an N.L. career mark for righthanders with his 2,786th strikeout. Brock extended his record for most consecutive seasons of 50 or more stolen bases to eight. The Cardinals drew their 50 millionth fan since 1900.

CARDINALS HISTORICAL / SEASON HIGHLIGHTS

(CONTINUED)

- 1973 Brock stole his 600th base, moving into ninth place on the all-time list, and extended his major league record for most consecutive seasons with 50 or more steals to nine. Gibson moved into second place on the all-time strikeout list. Joe Torre collected his 2,000th hit and 1,000th RBI.
- 1974 Brock steals 118 bases to break Maury Wills' single-season mark and surpasses Max Carey's N.L. career record. Brock moves from ninth to second on the all-time career stolen base list. Gibson strikes out the 3,000th batter of his career to become only the second pitcher in baseball history to reach that figure. The Cardinals draw more than 1,800,000 fans, the third-highest home attendance in their history. The Redbirds and Mets play a 25-inning game, the longest night game in major league history and the longest game ever played to conclusion. Cardinals win as Bake McBride scores from first on two errors. McBride is named the N.L. Rookie Of The Year.
- 1975 Brock gets career hit No. 2,500 and stolen base No. 800. Gibson retires after a 17-year Cardinal career and 251 victories. Gibby is honored by a standing-room crowd on Bob Gibson Day. Jacket Day attracts 50,548 fans, the largest regular-season crowd in St. Louis baseball history. Hrabosky compiles 13 wins and 22 saves and is named "Fireman of the Year." Ted Simmons finishes second in the league batting race with a .332 average.
- 1976 John Denny wins the National League ERA title at age 23, tying youngest right-hander to win ERA title in N.L. Lou Brock gets 2700th hit of his career and closes to within 27 of tying Ty Cobb's stolen base record.
- 1977 Lou Brock breaks Ty Cobb's career stolen base mark with number 893 in San Diego, August 29. Garry Templeton becomes youngest M.L. shortstop ever to gather 200 hits in a season. Templeton leads majors with 18 triples, highest number since 1957. Ted Simmons sets club record for home runs by a catcher with 21. Ken Reitz sets new fielding record with N.L. third baseman by committing only 9 errors. Bob Forsch wins 20 games.
- 1978 Bob Forsch no hits Phillies 5-0, April 16 at Busch Stadium. Manager, Vern Rapp dismissed April 24. Ken Boyer becomes Cardinal Manager April 29. Ted Simmons sets club season record and career high with 22 homers for a catcher. George Hendrick has 7 RBI's at Atlanta, August 25. Busch Memorial Stadium gets new astroturf.
- 1979 Lou Brock collected his 3000th career hit (single off Dennis Lamp) in the 4th inning against the Cubs on August 13 at Busch Stadium. On September 23, Brock stole his 938th base making him baseball's all-time stolen base leader surpassing William (Sliding Billy) Hamilton. Keith Hernandez wins batting title with .344 average and is co-winner of National League M.V.P. award with Pittsburgh's Willie Stargell. Gary Templeton led N.L. with 211 hits. Templeton also led the league in triples with 19, for the third year in a row, setting a new N.L. record and tying the major league mark. His 19 triples are highest number since 1957. He became the first switch-hitter in major league history to collect 100 hits, both right and left-handed, in one season. Garry finished with 100 hits RH and 111 hits LH. Ted Simmons hit a career high 26 home runs, which also set a club record for homers by a catcher.
- 1980 Ken Reitz sets new fielding record for N.L. third baseman by committing only 8 errors. Dan Iorg has 7 RBI's, August 28 vs. Atlanta. Manager Ken Boyer dismissed June 8. Whitey Herzog becomes Cardinal manager June 9. On August 18, John Claiborne fired as G.M. and Herzog named G.M. on August 29. Red Schoendienst served as interim manager for balance of season. On October 24, Herzog assumed dual role of general manager and field manager.
- 1981 The Cardinals finished the season with the best winning percentage in the Eastern Division, but missed the playoffs because they finished second in each of the two sections of the schedule caused by the mid-summer players' strike. The Philadelphia Phillies, leaders when the strike began, were voted the first-half championship (however, the Phillies, Cardinals, and Cincinnati Reds voted against it), while Montreal won the second half. In each half, the Cardinals played fewer games than the "winners", and could have tied or won either half with the opportunity to play the same number of games. In the individual field, Bruce Sutter, one of several players obtained in winter trades by Herzog, was the National League's top reliever, winning the Rolaids Relief Man award.
- 1982 In order to concentrate more on managing, Whitey Herzog stepped down as General Manager on Opening Day, turning the reins over to Joe McDonald. The move paid off as the Cardinals were out of first place for only 48 days of the season and claimed their first ever National League East Championship. A 3-0 sweep of the Atlanta Braves put the Cards in their 13th World Series against the Milwaukee Brewers who fell 4-3 to St. Louis in the 'Fall Classic.' The 1982 team was characterized by an aggressive running style of baseball; seven players stole bases in double figures, led by team catalyst Lonnie Smith, who swiped 68. The team hit only 67 home runs, the fewest in the major leagues. Strong and consistent pitching performances were the rule; prior to clinching the title the Cardinals never lost more than three games in a row. Bruce Sutter had a hand in almost half of the team's victories.

CARDINALS HISTORICAL / SEASON HIGHLIGHTS

(CONTINUED)

- 1983 Despite the fact that the 1983 Cardinals finished in fourth place, eleven games out, the team was competitive and exciting, although inconsistent, throughout much of the season. The team climbed to within a game of the division lead on September 5 before embarking on a thirteen-day road trip during which the failure of the starting rotation caused the team to plummet out of contention. Still there were noteworthy performances during the year. As a team, the running Redbirds set a new club record with 207 stolen bases. Individually, Danny Cox made his way from extended spring training in April to playing a part in the Cardinals' starting rotation. Bob Forsch pitched the second no-hitter of his career. The league's best right-fielder, George Hendrick, moved to first base after Keith Hernandez was traded and earned post-season honors at his new position. Ozzie Smith won his fourth straight Gold Glove and Willie McGee won his first one.
- 1984 The Cardinals got off to a bad start in 1984 and dwelled in fifth place for much of the first half of the season before turning things around after the All-Star break. Following the mid-summer classic the Cards posted a 42-33 record, second in the National League only to the eventual N.L. Champions, the Chicago Cubs. That surge lifted the Cards into a third place finish in the division at year end despite contending with many injuries. The team's 220 stolen bases set a new club record, surpassing the 207 mark from 1983, and made them the first major league team since the 1916 St. Louis Browns to steal 200 or more bases three years in a row...Individually, Bruce Sutter set a National League and tied the major league record for saves in a season (45). Joaquin Andujar (20-14) became the club's first 20-game winner in seven seasons. Rookie Terry Pendleton hit .324 after joining the club in July and sparking the team to a 41-29 record. The Cards drew over 2,000,000 fans for the third consecutive year.
- 1985 The Cardinals lost their first four games, struggled to 7-7, then lost four more. The next time they reached .500 it was at 20-20, and then things got better. They finally made it to first place on June 21, and they were there most of the season. Five defeats in six games early in September left the Cardinals a game behind the New York Mets with 25 to play. But the Redbirds then won 14 of their next 15 and took the division title by three games with 101 victories. Individually, Willie McGee was the batting champion (at .353, a new high for a N.L. switch-hitter) and Most Valuable Player; Vince Coleman was Rookie of the Year, and John Tudor and Joaquin Andujar each won 21 games and Danny Cox took 18. Willie McGee and Ozzie Smith won Gold Gloves again, and great starts by Tommy Herr (110 RBI) and Jack Clark (22 homers) contributed.
- 1986 The defending National League Champions stumbled at the beginning of the season. After the first two months of the season the Cardinals had the worst record in the League. But the team righted itself posting winning records in each of the next four months to finish third in the National League's Eastern Division. Individually Vince Coleman stole 107 bases to become the first player ever to steal over 100 bases in each of his first two seasons and the first N.L. player to steal 100 bases twice; rookie left-hander Greg Mathews, who was promoted from Louisville, won 11 games in little more than half a season; Ozzie Smith won his seventh straight Gold Glove and Todd Worrell was named N.L. Rookie of the Year. Worrell blazed his way to a major league rookie record 36 saves, becoming the first rookie pitcher ever to lead the league in saves and the first rookie to earn N.L. Relief Pitcher of the Year honor...Three attendance milestones were hit and surpassed during the course of the season. The Cardinals reached the two million mark for the fifth consecutive year, drew the 75 millionth fan in the history of the franchise since 1900 and drew the 50 millionth fan to see the Redbirds play under Anheuser-Busch ownership.
- 1987 Sparked by a potent offense, the Cardinals slipped no further than two games back in the N.L. East standings and claimed sole possession of first place on May 22. Beset by injuries to several key players throughout the season, manager Whitey Herzog made use of a mixture of experienced veterans and eager rookies to fill the voids created by injuries. The Cardinals extended their lead to 9 games on July 23 but saw the lead shrink to 1 game as late as Sept. 19. A come-from-behind win at New York on Sept. 11 followed by a doubleheader sweep of the Expos on Sept. 29, set the stage for the pennant clinching win over Montreal on Oct. 1. Several Cards enjoyed banner seasons offensively, including Vince Coleman (third straight season with 100 SB), Jack Clark (35 HR and 106 RBI), Ozzie Smith (.300 BA for first time in his career), Terry Pendleton (.286 BA and 96 RBI), Willie McGee (105 RBI). The Redbirds had four starters with 10 or more victories (John Tudor, Bob Forsch, Greg Mathews and Danny Cox) while rookie Joe Magrane showed much promise in his initial season. In the bullpen, Todd Worrell followed up his impressive rookie season with 33 saves and Ken Dayley overcame serious elbow surgery to post nine wins in relief. 1987 was a fantastic year at the gate as well, as the Cardinals drew a Major League leading 3,072,122 fans, becoming just the third club in M.L. history to surpass the three million mark in attendance.
- 1988 After acquiring Tom Brunansky from Minnesota in April, the defending N.L. champions climbed within six games of first on June 12, but injuries to Bob Horner and Terry Pendleton crippled the offense. By the end of July, the Cardinals were 19 games out of first. Newcomer Jose

CARDINALS HISTORICAL / SEASON HIGHLIGHTS

(CONTINUED)

DeLeon became the first Cards pitcher since 1972 to record 200 strikeouts. Sophomore hurler Joe Magrane won the N.L. ERA title with a 2.18 mark, despite winning just five games. Todd Worrell posted his third-straight 30-save season, and Vince Coleman led the league in stolen bases for the fourth consecutive year. Jose Oquendo became the first N.L. player since 1918 to play all nine positions in a season. Trades that brought Pedro Guerrero, Denny Walling and Brunansky to St. Louis also ended long-time affiliations with departing players Tom Herr, Bob Forsch and John Tudor. Despite finishing fifth, the club drew nearly 2.9 million fans to Busch.

- 1989 Although the outlook was bleak when injuries crippled the pitching staff in spring training, the Cardinals remained in the race until the final week of the season. The Redbirds pulled within a half-game of the division-leading Chicago Cubs with a dramatic come-from-behind win on Sept. 9, but a six-game losing streak followed and the Cards sunk to third place on the final day of the season. Pedro Guerrero was spectacular in the clutch, batting .406 with runners in scoring position and leading the club with 117 RBI and a .311 batting average. Vince Coleman again led the league in stolen bases and set a major league record by stealing 50 consecutive bases without being caught, a streak begun in 1988. Despite the early concern over the pitching staff, Joe Magrane (18 wins) and Jose DeLeon (16) spearheaded the patched-up starting unit. The Cardinals set a club attendance record, attracting 3,080,980 fans during a season that ended on a sad note when long-time club president August A. Busch Jr. died at age 90.
- 1990 Considered by many to be a contender following the spring training "lockout," the Cardinals never lived up to expectations and finished in last place for the first time since 1918. On July 5, Manager Whitey Herzog resigned after more than 10 years as the Cards' skipper. Interim manager Red Schoendienst took over until Aug. 2, when Joe Torre was named manager. Willie McGee won the league batting title (.335), despite being traded to Oakland in late August as the team made room for younger players. One of those was rookie catcher Todd Zeile, who led the team with 15 homers. John Tudor returned to the club and posted a team-high 12 wins but announced his retirement following the season. Vince Coleman led the league in steals for the sixth straight year, tying Maury Wills' N.L. record, and batted a career-high .292. Starting pitchers Jose DeLeon (a league-high 19 losses) and Joe Magrane (17 losses) were disappointments. Reliever Lee Smith was a steady closer following his acquisition in May, saving 27 games. Jose Oquendo set a major league record for fewest errors by a second baseman (three).
- 1991 Coming off a last-place finish, the Cardinals were one of baseball's biggest surprises in 1991, moving up to second place in the N.L. East. Manager Joe Torre, in his first full season at the Cardinals' helm, opened the year with several unproven players at key positions. Among the young standouts were outfielders Ray Lankford and Felix Jose. Lankford led the majors with 15 triples and had a team-high 44 steals. Nine Cardinals stole 10 or more bases, the first time since 1917 that a team had done so. Former Athletic Jose, playing his first full season in the National League, led the Cardinals in batting (.305) and plugged Busch Stadium's spacious gaps with 40 doubles. Sophomore Todd Zeile made a fine transition from catcher to third base, leading the club with 11 homers and 81 RBI. Catcher Tom Pagnozzi, seeing his first full-time duty, earned a Gold Glove award. The season also was a good one for Cardinals named Smith. Lee Smith set an N.L. record with 47 saves and became only the fifth pitcher to record 300 career saves. Ozzie Smith set an N.L. record for fewest errors by a shortstop (eight) en route to winning his 12th Gold Glove. Bryn Smith's 12 wins paced the pitching staff, which was without Joe Magrane, Frank DiPino and Todd Worrell due to injuries. Young starters Ken Hill (11 wins) and Omar Olivares (11 wins), and reliever Cris Carpenter (10 wins) helped fill the void.
- 1992 Though injuries took a toll in the Cardinals' centennial season, the team actually led the N.L. East by one game on June 1, despite losing three players in the first week of the season. Injuries or illnesses continued to mount, however, as the team lost shortstop Ozzie Smith to chicken pox for two weeks in late June and Omar Olivares and Rheal Cormier from the starting rotation. At second base, seven players were used, Ray Lankford, moved from first to third in the order, became the first Cardinal since Lou Brock in 1967 to hit 20 homers and steal 20 bases. Ozzie Smith tied Felix Jose for the club lead in batting (.295) and stole a team-high 43 bases. The "Wizard" also collected his 2,000th career hit and 500th stolen base, besides earning his 12th All-Star Game berth and 13th Gold Glove. Bob Tewksbury emerged as the No. 1 starter, winning 16 games and ranking second in the majors with a 2.16 ERA. He joined Smith on the N.L. All-Star squad, as did catcher Tom Pagnozzi, who tied a league mark with a .999 fielding average, and reliever Lee Smith, who led the league in saves (43) for the second straight season. Smith received help in the bullpen from Todd Worrell, who, after missing the last two seasons to injury, moved into the top spot on the Cards' all-time saves list. The team's major league record 16-game errorless streak in August helped establish a club record for fielding (.985). On the down side, the Redbirds set records for most strikeouts and caught stealing in a season. Moving the fences in proved beneficial. The Cards set a Busch Stadium season high while out-homering opponents, 55-52.

CARDINALS HISTORICAL / SEASON HIGHLIGHTS

(CONTINUED)

- 1993 Helped by a 20-7 mark in June (a club record for the month) and a potent offense, the Cardinals closed to within three games of the front-running Philadelphia Phillies in mid-July, only to fall 10 games back by the end of August. Midseason injuries to relievers Mike Perez, Les Lancaster and Paul Kilgus put the pitching staff on the skids. Offensively, several players enjoyed banner seasons, reflected by the team's 118 home runs, the most in 30 years. Newcomer Gregg Jefferies finished third in the N.L. batting race at .342 and swiped 46 bases, the most ever by a Cardinal first baseman. Mark Whiten cracked a team-high 25 home runs, including four in the second game of a September 7 double-header at Cincinnati, thus becoming only the 12th player to accomplish the feat. His 12 RBI in the game tied former Cardinal Jim Bottomley's major league record. For the season, Whiten finished with 99 RBI. Todd Zeile drove in 60 after the All-Star break, finishing with a team-high 103 RBI as he settled into the cleanup spot. Bernard Gilkey enjoyed a breakthrough season, leading the club in hits, extra-base hits and runs scored. Ozzie Smith recorded his 16th-straight 20-steal season and passed Larry Bowa to become the all-time N.L. leader in games played at shortstop. Gerald Perry tied a club record with 24 pinch-hits. Though the pitching was largely inconsistent, Bob Tewksbury led the staff with a career-best 17 wins and walked only 20 batters for the second straight season. Cuban rookie Rene Arocha ranked second on the staff with 11 wins, despite missing nearly a month with a broken finger. Reliever Lee Smith became the majors' career saves leader in April and set a club record for career saves (160) before being traded to the New York Yankees in late August. The Cards slipped defensively, committing 159 errors and failing to place a member on the Rawlings' Gold Glove team for the first time since 1977.
- 1994 The season started with a bang when Ray Lankford homered in the first at-bat of the schedule, but a players' strike in mid-August forced the cancellation of the remainder of the season and the World Series, ending the year in tragic fashion. When play was suspended on August 12, the Redbirds were 53-61 and tied with Pittsburgh for third place in the newly formed N.L. Central Division. The club's 5.14 ERA was its worst since 1897, and the opposition outscored the Cards by nearly 100 runs. A seven-game winning streak by Bob Tewksbury and a consecutive-game homer streak of 12 games highlighted the early portion of the schedule, helping the club stay within five games of first place through July 2. The Cardinals were involved in 14 shutouts and, despite inconsistent pitching, won seven of them. They tied an N.L. record by using six pitchers in a shutout (2-0) win at Pittsburgh on May 17. On May 24 against Philadelphia, they established a record for most runners left on base (16) in a shutout loss. The Cardinals blasted 108 home runs, exceeding the 100-homer plateau for just the second time since 1980, and were on pace to hit their most round-trippers since 1963. They hit a Busch Stadium-record five home runs in a July 1 win vs. Colorado. An 8-20 record in July included two of the team's lowest moments: On July 16 at Colorado, Cardinal pitchers walked a team-record 16 batters, one short of the N.L. record, and on July 18, the team tied an N.L. mark by losing an 11-run lead in its 15-12 loss at Houston. Ozzie Smith passed Luis Aparicio on July 14 to become baseball's all-time assist leader at shortstop. On September 1, Mark Lamping was appointed president, replacing the retiring Stuart Meyer. Lamping named Walt Jocketty general manager in October, replacing Dal Maxvill, who had held the title since 1985. Hall of Famers Bob Gibson and Lou Brock were named to manager Joe Torre's coaching staff for 1995.
- 1995 The season was disappointing in most respects, with the Cardinals posting a 62-81 mark and their worst winning percentage (.434) since 1990. The schedule was reduced to 144 games due to the players' strike that continued into the first week of April. Once play began on April 26, the Cardinals never challenged for the NL Central lead. On June 16, Manager Joe Torre was fired and replaced by Mike Jorgensen. Although the team languished near the Central Division basement, there were a number of individual highlights. Reliever Tom Henke saved 36 of 38 opportunities, including a team-record 22 straight to begin the season, and won his first Rolaids Relief title. He also notched his 300th career save, becoming the seventh pitcher to reach that plateau. Henke headlined a bullpen that led the NL with a 2.71 ERA and a .225 opponents' batting mark. Rich DeLucia topped the team with eight wins (the lowest-ever total to lead the club), all in relief. While starters Danny Jackson and Ken Hill failed to fulfill expectations, Mike Morgan, who was acquired in a June trade for Todd Zelle, gave the Busch Stadium crowd a night to remember on July 3 when he held Montreal hitless for 8.1 innings. On offense, the Cardinals' outfield trio of Bernard Gilkey (a team-high .298 BA), Ray Lankford (25 HRs, 82 RBIs) and Brian Jordan (22 HRs, 81 RBIs) led the way. Lankford's team-high 25 homers were the most ever by a Cards center fielder, and he tied Jordan for the team lead with 24 steals, thus becoming only the fifth Cardinal and the first since 1948 to lead the team in both home runs and steals. Jordan and Lankford also formed the Redbirds' first 20-homer tandem since 1980. First baseman/outfielder John Mabry (.307) narrowly missed qualifying for the NL Top 10 in batting, but his average topped all NL rookies and earned him a spot on the Topps All-Rookie team. Ozzie Smith, who was slowed by a shoulder injury, added to his collection of fielding records on Sept. 15 when he turned his 1,554th double play, an all-time high among shortstops. He also

CARDINALS HISTORICAL / SEASON HIGHLIGHTS

(CONTINUED)

became the first big-league shortstop since 1950 to play at the age of 40 and the first Cardinal shortstop to do so since 1918. Off the bench, veteran Gerald Perry became the club's all-time pinch-hit leader (70), rookie Mark Sweeney hit in seven straight pinch at-bats (one short of the major league record) and Danny Sheaffer hit the Cards' first pinch grand slam in nearly 10 years. The Cardinals took part in two bizarre games at Dodger Stadium: on May 12 they committed seven errors, their highest single-game total since 1940, and on Aug. 10 they recorded a 2-1 forfeit win, the first forfeited game in the majors since 1979. A busy off-season included the hiring of Tony La Russa as manager and the announced sale of the club to a group of long-time Cardinals fans led by Fred Hanser, William DeWitt Jr. and Andrew Baur. The Busch playing surface was changed from artificial turf to natural grass prior to the '96 season.

- 1996 With new ownership, new Manager Tony LaRussa and a variety of new players in place, the Cardinals made their first postseason appearance since 1987. The year also marked the end of an era, as shortstop Ozzie Smith completed his 19th, and final, major league campaign. The Cardinals began their climb to their first N.L. Central Division title after falling nine games below .500 following a series sweep by Colorado in mid-May. They rebounded with a sweep of the division-rival Astros in Houston, went on to record a 17-10 mark in June and reached the All-Star break tied for the division lead. The race remained close until Labor Day weekend, when the Redbirds swept three games from the first-place Astros to take over the division lead for good. Right fielder Brian Jordan led the league with a .422 batting average with runners in scoring position and teamed with center fielder Ray Lankford, the N.L. fielding leader, to provide dazzling outfield defense. New left fielder Ron Gant led the team with 30 homers despite missing over a month to injury. Brothers Andy (18-10) and Alan Benes (13-10) combined for 31 wins, and newcomer Todd Stottlemyre fashioned 14 victories in his first N.L. season. Left-hander Donovan Osborne won a career-high 13 games. The bullpen was anchored by former Oakland relief ace Dennis Eckersley, who saved 30 games in 34 tries. Fan-favorite Willie McGee returned to the club after five years with San Francisco and Boston and batted .307, including .350 in the pinch. The season also featured many record-setting achievements: The Cardinals tied a 56-year-old club record with a seven-homer game (July 12 at Chicago); the pitching staff recorded a team-record 1,050 strikeouts; and Willie McGee's five-RBI inning tied Chick Hafey's 1930 mark. The Cardinals retired the uniform numbers of Red Schoendienst (2), Enos Slaughter (9) and Ozzie Smith (1). In their first postseason appearance in nine years, the Cardinals swept a best-of-five Division Series from San Diego. After taking a 3-1 lead over defending World Series champion Atlanta in the NLCS, the Cardinals lost three straight.
- 1997 After beginning the season with a six-game losing streak, the Cardinals never climbed above .500 and finished in fourth place with a 73-89 record, 11 games behind division-winner Houston. The Redbirds did manage to take sole possession of first place for two days (July 2-3), and their high-water mark for the season was an even .500 (41-41). But after trailing first-place Pittsburgh by only two games at the All-Star break, the Cardinals dropped to 7½ back by the end of July. During the course of the season, the Cardinals set several club records. They used a record 51 players (including 24 pitchers), swatted a franchise-record 144 round-trippers (one more than their 1955 total of 143), and established team highs in strikeouts — at the plate (1,191) and on the mound (1,130). Ray Lankford, who missed the first two weeks of the season while recovering from shoulder surgery, emerged as a star-caliber player, leading the team with a career-high 31 homers (the most ever by a Cards center fielder) and career-best 98 RBIs. He finished only percentage points behind team batting leader Delino DeShields (.2954 to .2946). Slugger Mark McGwire arrived July 31 and belted 24 home runs as a Cardinal, including 15 in September (a club record for one month). He finished with 58 homers, tying the major league record for righthanded hitters. McGwire became just the fifth player to hit as many as 58 home runs and only the second, next to Babe Ruth, to record 50 or more in consecutive seasons. "Big Mac's" total of 110 homers in 1996 and '97 are the most ever back-to-back by a righty. He finished the year by homering in 12 consecutive series, but none of those blasts matched the flair of the 517-foot shot he launched above the left-field scoreboard in his first at-bat on Sept. 16, the day he announced he'd signed a multiyear contract with the club. Pitcher Matt Morris displayed much promise in his first season, leading N.L. rookie pitchers in wins (12), ERA (3.19), complete games (three), strikeouts (149), opponents' batting average (.258) and innings pitched (217). He topped the staff in victories and starts (33). DeShields led the team in batting (.295), hits (169), triples (14), sacrifice flies (six) and stolen bases (55). He was the first Cardinal since Lankford in 1991 to lead the league in triples. The Cardinals posted an 8-7 record against A.L. opponents in their first year of interleague play. They swept a three-game series from Minnesota but lost three at Milwaukee. The team drew 2,634,014 fans, the fifth-highest total in club history. Before the season, the Cardinals added a hand-operated scoreboard in center field and moved the visitors' bullpen to right field.

CARDINALS HALL OF FAMERS

PLAYERS	YEAR INDUCTED	POS	CAREER AVG.	YEARS WITH CARDINALS
Walter Alston	1983	1B	.000	1936
Jake Beckley	1971	1B	.309	1904-07
Jim Bottomley	1974	1B	.310	1922-32
Roger Bresnahan	1945	C	.279	1909-12
Lou Brock	1985	LF	.293	1964-79
Jesse Burkett	1948	LF	.342	1899-1901
Roger Connor	1976	1B	.325	1894-97
Leo Durocher	1994	SS	.247	1933-37
Frank Frisch	1947	2B	.316	1927-37
Chick Hafey	1971	LF	.317	1924-31
Rogers Hornsby	1942	2B	.358	1915-26, 33
Miller Huggins	1964	2B	.265	1910-16
Rabbitt Maranville	1954	SS	.258	1927-28
John McGraw	1937	3B	.334	1900
Joe "Ducky" Medwick	1968	LF	.324	1932-40, 47-48
John Mize	1981	1B	.312	1936-41
Stan Musial	1969	LF	.331	1941-44, 46-63
Wilbert Robinson	1945	C	.273	1900
Albert "Red" Schoendienst	1989	2B	.289	1945-56, 61-63
Enos Slaughter	1985	RF	.300	1938-42, 46-53
Bobby Wallace	1953	SS	.267	1899-1901, 17-18

PITCHERS	YEAR INDUCTED	CAREER WINS &	ERA	YEARS WITH CARDINALS
Grover Cleveland Alexander	1938	373	2.56	1926-29
Mordecai Brown	1949	239	2.06	1903
Steve Carlton	1994	329	3.22	1965-71
Jerome "Dizzy" Dean	1953	150	3.04	1930, 32-37
James "Pud" Galvin	1965	361	2.87	1892
Bob Gibson	1981	251	2.91	1959-75
Burleigh Grimes	1964	270	3.52	1930-31, 33-34
Jesse Haines	1970	210	3.64	1920-37
Charles "Kid" Nichols	1949	361	2.94	1904-05
Arthur "Dazzy" Vance	1955	197	3.24	1933-34
Hoyt Wilhelm	1985	143	2.52	1957
Vic Willis	1995	247	2.63	1910
Denton "Cy" Young	1937	511	2.63	1899-1900

MANAGERS	YEAR INDUCTED	CARDINAL WINS	YEARS WITH CARDINALS
Roger Bresnahan	1945	255	1909-12
Roger Connor	1976	9	1896
Frank Frisch	1947	457	1933-38
Rogers Hornsby	1942	153	1925-26
Miller Huggins	1964	346	1913-17
Bill McKechnie	1962	128	1928-29
Charles "Kid" Nichols	1949	94	1904-05
Branch Rickey	1967	458	1919-25
Albert "Red" Schoendienst	1989	1042	1965-76, 1980, 1990

CARDINALS IN HALL OF FAME GAME

The Cardinals have played four times in the ceremonial Hall of Fame Game at Cooperstown.

1942 — Cardinals 5, Philadelphia Athletics 2.

1957 — Chicago White Sox 13, Cardinals 4.

1966 — Cardinals 7, Minnesota Twins 5.

1983 — Cardinals 4, Baltimore Orioles 1

CARDINALS CY YOUNG AWARD WINNERS

1968	Bob Gibson
1970	Bob Gibson

CARDINALS ROLAIDS RELIEF MAN AWARD WINNERS

1981	Bruce Sutter	1991	Lee Smith
1982	Bruce Sutter	1992	Lee Smith
1984	Bruce Sutter	1995	Tom Henke
1986	Todd Worrell			

CARDINALS N.L. MOST VALUABLE PLAYERS

1925.....	Rogers Hornsby	1946.....	Stan Musial
1926.....	Bob O'Farrell	1948.....	Stan Musial
1928.....	Jim Bottomley	1964.....	Ken Boyer
1931.....	Frank Frisch	1967.....	Orlando Cepeda
1934.....	Dizzy Dean	1968.....	Bob Gibson
1937.....	Joe Medwick	1971.....	Joe Torre
1942.....	Mort Cooper	1979.....	Keith Hernandez*
1943.....	Stan Musial	1985.....	Willie McGee
1944.....	Marty Marion	*Co-recipient with Pittsburgh's Willie Stargell	

CARDINALS N.L. ROOKIES OF THE YEAR SELECTED BY BBWAA

1954.....	Wally Moon, of	1985.....	Vince Coleman, of
1955.....	Bill Virdon, of	1986.....	Todd Worrell, p
1974.....	Bake McBride, of		

CARDINALS SELECTED ON THE SPORTING NEWS' SILVER SLUGGER TEAM

1980.....	Keith Hernandez, 1b Garry Templeton, ss; George Hendrick, of Ted Simmons, c; Bob Forsch, p	1985.....	Jack Clark, 1b Willie McGee, of
1983.....	George Hendrick, 1b	1987.....	Jack Clark, 1b Ozzie Smith, ss; Bob Forsch, p

CARDINALS SELECTED ON THE SPORTING NEWS' N.L. ALL-STAR TEAMS

(Team selected at the conclusion of the season in a poll of N.L. players)

1925.....	Jim Bottomley, 1b Rogers Hornsby, 2b	1958.....	Stan Musial, 1b
1926.....	Rogers Hornsby, 2b Bob O'Farrell, c; Grover Alexander, p	1960.....	Ernie Broglio, p
1930.....	Frank Frisch, 2b	1961.....	Ken Boyer, 3b
1931.....	Frank Frisch, 2b	1962.....	Ken Boyer, 3b
1934.....	Dizzy Dean, p	1963.....	Bill White, 1b Ken Boyer, 3b; Dick Groat, ss
1935.....	Joe Medwick, of Pepper Martin, 3b; Dizzy Dean, p	1964.....	Bill White, 1b Ken Boyer 3b; Dick Groat, ss
1936.....	Joe Medwick of Dizzy Dean , p	1967.....	Orlando Cepeda, 1b Tim McCarver, c
1937.....	Joe Medwick, of	1968.....	Curt Flood, of Bob Gibson, p
1938.....	Joe Medwick, of	1969.....	Steve Carlton, p
1939.....	Joe Medwick, of	1970.....	Bob Gibson, p
1942.....	Enos Slaughter, of Mort Cooper, p	1971.....	Steve Carlton, p Joe Torre, 3b
1943.....	Stan Musial, of Walker Cooper, c; Mort Cooper, p	1974.....	Lou Brock, of
1944.....	Stan Musial, of Ray Sanders, 1b; Marty Marion, ss; Walker Cooper, c; Mort Cooper, p	1977.....	Garry Templeton, ss Ted Simmons, c
1945.....	Marty Marion, ss Whitey Kurowski, 3b	1978.....	Ted Simmons, c
1946.....	Enos Slaughter, of Stan Musial, 1b	1979.....	Keith Hernandez, 1b Ted Simmons, c; Garry Templeton, ss
1948.....	Stan Musial, of Harry Brecheen, p	1980.....	George Hendrick, of Keith Hernandez, 1b Garry Templeton, ss
1949.....	Stan Musial, of	1982.....	Ozzie Smith, ss Lonnie Smith, of
1950.....	Stan Musial, of	1983.....	George Hendrick, 1b
1951.....	Stan Musial, of	1984.....	Ozzie Smith, ss
1952.....	Stan Musial, of	1985.....	Tom Herr, 2b Willie McGee, of; Ozzie Smith, ss; John Tudor, p
1953.....	Stan Musial, of Red Schoendienst, 2b	1986.....	Ozzie Smith, ss
1954.....	Stan Musial, of	1987.....	Jack Clark, 1b Ozzie Smith, ss
1956.....	Ken Boyer, 3b	1991.....	Lee Smith, p
1957.....	Stan Musial, 1b		

CARDS RAWLINGS GOLD GLOVE AWARD WINNERS

1958.....	Ken Boyer, 3b	1972	Bob Gibson, p
1959.....	Ken Boyer, 3b	1973	Bob Gibson, p
1960.....	Bill White, 1b	1975	Ken Reitz, 3b
	Ken Boyer, 3b	1978	Keith Hernandez, 1b
1961.....	Bill White, 1b	1979	Keith Hernandez, 1b
	Ken Boyer, 3b	1980	Keith Hernandez, 1b
1962.....	Bobby Shantz, p	1981	Keith Hernandez, 1b
	Bill White, 1b	1982	Keith Hernandez, 1b
1963.....	Bobby Shantz, p		Ozzie Smith, ss
	Bill White, 1b	1983	Ozzie Smith, ss
	Ken Boyer, 3b		Willie McGee, of
	Curt Flood, of	1984	Ozzie Smith, ss
1964.....	Bill White, 1b		Joaquin Andujar, p
	Curt Flood, of	1985	Ozzie Smith, ss
1965	Bob Gibson, p		Willie McGee, of
	Bill White, 1b	1986	Ozzie Smith, ss
	Curt Flood, of		Willie McGee, of
1966	Bob Gibson, p	1987	Ozzie Smith, ss
	Curt Flood, of		Terry Pendleton, 3b
1967	Bob Gibson, p	1988	Ozzie Smith, ss
	Curt Flood, of	1989	Ozzie Smith, ss
1968	Bob Gibson, p		Terry Pendleton, 3b
	Dal Maxvill, ss	1990	Ozzie Smith, ss
	Curt Flood, of	1991	Tom Pagnozzi, c
1969	Bob Gibson, p		Ozzie Smith, ss
	Curt Flood, of	1992.....	Tom Pagnozzi, c
1970	Bob Gibson, p		Ozzie Smith, ss
1971	Bob Gibson, p	1994.....	Tom Pagnozzi, c

CARDINALS SELECTED FOR ALL-STAR GAME

1933	Frank Frisch, 2b; Bill Hallahan, p; Pepper Martin, 3b; Jim Wilson, c.
1934	Dizzy Dean, p; Frank Frisch, 2b; Pepper Martin, 3b; Joe Medwick, of.
1935	Frank Frisch, manager and 2b; Rip Collins, 1b; Dizzy Dean, p; Pepper Martin, 3b; Joe Medwick, of; Bill Walker, p; Burgess Whitehead, 2b.
1936	Rip Collins, 1b; Dizzy Dean, p; Leo Durocher, ss; Stu Martin, 2b; Joe Medwick, of.
1937	Dizzy Dean, p; Pepper Martin, of; Joe Medwick, of; Johnny Mize, 1b.
1938	Joe Medwick, of.
1939	Curt Davis, p; Joe Medwick, of; Johnny Mize, 1b; Terry Moore, of; Lon Wameke, p.
1940	Johnny Mize, 1b; Terry Moore, of.
1941	Johnny Mize, 1b; Terry Moore, of; Enos Slaughter, of; Lon Wameke, p.
1942	Jim Brown, 2b; Mort Cooper, p; Walker Cooper, c; Terry Moore, of; Enos Slaughter, of.
1943	Billy Southworth, manager; Mort Cooper, p; Walker Cooper, c; Whitey Kurowski, 3b; Max Lanier, p; Marty Marion, ss; Stan Musial, of; Howie Pollet, p; Harry Walker, of.
1944	Billy Southworth, manager; Walker Cooper, c; Whitey Kurowski, 3b; Max Lanier, p; Marty Marion, ss; Red Munger, p; Stan Musial, of.
1945	No game.
1946	Whitey Kurowski, 3b; Marty Marion, ss; Stan Musial, of; Howie Pollet, p; Red Schoendienst, 2b; Enos Slaughter, of.
1947	Eddie Dyer, manager; Harry Brecheen, p; Whitey Kurowski, 3b; Marty Marion, ss; Red Munger, p; Stan Musial, 1b; Enos Slaughter, of.
1948	Harry Brecheen, p; Marty Marion, ss; Stan Musial, of; Red Schoendienst, 2b; Enos Slaughter, of.
1949	Eddie Kazak, 3b; Marty Marion, ss; Red Munger, p; Stan Musial, of; Howie Pollet, p; Red Schoendienst, 2b; Enos Slaughter, of.
1950	Marty Marion, ss; Stan Musial, 1b; Red Schoendienst, 2b; Enos Slaughter, of.
1951	Stan Musial, of; Red Schoendienst, 2b; Enos Slaughter, of; Wally Westlake, of.
1952	Stan Musial, of; Red Schoendienst, 2b; Enos Slaughter, of; Gerry Staley, p.
1953	Harvey Haddix, p; Stan Musial, of; Del Rice, c; Red Schoendienst, 2b; Enos Slaughter, of.
1954	Harvey Haddix, p; Ray Jablonski, 3b; Stan Musial, of; Red Schoendienst, 2b.

CARDINALS SELECTED FOR ALL-STAR GAME

(CONTINUED)

- 1955 Luis Arroyo, p; Harvey Haddix, p; Stan Musial, 1b; Red Schoendienst, 2b.
1956 Ken Boyer, 3b; Stan Musial, of; Rip Repulski, of.
1957 Larry Jackson, p; Wally Moon, of; Stan Musial, 1b; Hal Smith, c.
1958 Don Blasingame, 2b; Larry Jackson, p; Stan Musial, 1b.
1959 (1st Game) Ken Boyer, 3b; Joe Cunningham, of; Wilmer Mizell, p; Stan Musial, 1b; Hal Smith, c; Bill White, of.
1959 (2nd Game) Ken Boyer, 3b; Joe Cunningham, of; Wilmer Mizell, p; Stan Musial, 1b; Hal Smith, c.
1960 (Both Games) Ken Boyer, 3b; Larry Jackson, p; Lindy McDaniel, p; Stan Musial, of; Bill White, 1b.
1961 (Both Games) Ken Boyer, 3b; Stan Musial, of; Bill White, 1b.
1962 (Both Games) Ken Boyer, 3b; Bob Gibson, p; Stan Musial, of.
1963 Ken Boyer, 3b; Dick Groat, ss; Julian Javier, 2b; Stan Musial, of; Bill White, 1b.
1964 Ken Boyer, 3b; Curt Flood, of; Dick Groat, ss; Bill White, 1b.
1965 Bob Gibson, p.
1966 Curt Flood, of; Bob Gibson, p; Tim McCarver, c.
1967 Lou Brock, of; Orlando Cepeda, 1b; Bob Gibson, p; Tim McCarver, c.
1968 Red Schoendienst, manager; Steve Carlton, p; Curt Flood, of; Bob Gibson, p; Julian Javier, 2b.
1969 Red Schoendienst, manager; Steve Carlton, p; Bob Gibson, p.
1970 Rich Allen, 1b; Bob Gibson, p; Joe Torre, c.
1971 Joe Torre, 3b; Steve Carlton, p; Lou Brock, of.
1972 Bob Gibson, p; Lou Brock, of; Joe Torre, 3b; Ted Simmons, c; Red Schoendienst, coach.
1973 Rick Wise, p; Joe Torre, 3b; Ted Simmons, c.
1974 Ted Simmons, c; Lou Brock, of; Reggie Smith, of; Lynn McGlothen, p; Red Schoendienst, coach.
1975 Lou Brock, of; Reggie Smith, of; Red Schoendienst, coach.
1976 Bake McBride, of.
1977 Ted Simmons, c; Garry Templeton, ss.
1978 Ted Simmons, c.
1979 Lou Brock, of; Keith Hernandez, 1b; Ted Simmons, c; Garry Templeton, ss; Dave Ricketts, coach.
1980 George Hendrick, of; Keith Hernandez, 1b; Ken Reitz, 3b.
1981 Bruce Sutter, p.
1982 Ozzie Smith, ss; Lonnie Smith, of; Gene Gieselman, trainer.
1983 Ozzie Smith, ss; Willie McGee, of; George Hendrick, of; Whitey Herzog, manager; Chuck Hiller, coach; Dave Ricketts, coach.
1984 Joaquin Andujar, p; Ozzie Smith, ss; Bruce Sutter, p.
1985 Joaquin Andujar, p; Jack Clark, 1b; Tom Herr, 2b; Willie McGee, of; Ozzie Smith, ss.
1986 Ozzie Smith, ss; Whitey Herzog, manager; Mike Roarke, coach.
1987 Jack Clark, 1b; Willie McGee, of; Ozzie Smith, ss; Gene Gieselman, trainer.
1988 Vince Coleman, of; Willie McGee, of; Ozzie Smith, ss; Todd Worrell, p; Whitey Herzog, manager; Rich Hacker, coach; Nick Leyva, coach; Johnny Lewis, coach.
1989 Vince Coleman, of; Pedro Guerrero, dh; Tony Pena, c; Ozzie Smith, ss.
1990 Ozzie Smith, ss.
1991 Felix Jose, of; Lee Smith, p; Ozzie Smith, ss.
1992 Tom Pagnozzi, c; Lee Smith, p; Ozzie Smith, ss; Bob Tewksbury, p; Joe Torre, coach.
1993 Gregg Jefferies, 1b; Lee Smith, p; Gene Gieselman, trainer.
1994 Gregg Jefferies, 1b; Ozzie Smith, ss.
1995 Tom Henke, p; Ozzie Smith, ss.
1996 Ozzie Smith, ss.
1997 Ray Lankford, of; Royce Clayton, ss.

NOTE: Kurowski replaced Bob Elliott of Boston on the 1947 squad, Javier replaced Bill Mazeroski of Pittsburgh in 1963, and Clayton replaced Barry Larkin of Cincinnati on the 1997 team.

CARDINALS PITCHING FEATS

20-GAME WINNERS

YEAR	PITCHER	W	L	YEAR	PITCHER	W	L
1876	George Bradley	45	19	1942	Mort Cooper	22	7
1892	Kid Gleason	20	24		Johnny Beazley	21	6
1894	Ted Breitenstein	27	22	1943	Mort Cooper	21	8
1895	Ted Breitenstein	20	29	1944	Mort Cooper	22	7
1899	Cy Young	26	15	1945	Red Barrett		
	Jack Powell	23	21		2-3 Boston		
1900	Cy Young	20	18		21-9 St. Louis	23	12
1901	Jack Harper	20	12	1946	Howie Pollet	21	10
1904	Kid Nichols	21	13	1948	Harry Brecheen	20	7
	Jack Taylor	20	19	1949	Howie Pollet	20	9
1911	Bob Harmon	23	16	1953	Harvey Haddix	20	9
1920	Bill Doak	20	12	1960	Ernie Broglio	21	9
1923	Jesse Haines	20	13	1964	Ray Sadecki	20	11
1926	Flint Rhem	20	7	1965	Bob Gibson	20	12
1927	Jesse Haines	24	10	1966	Bob Gibson	21	12
	Grover Alexander	21	10	1968	Bob Gibson	22	9
1928	Bill Sherdel	21	10	1969	Bob Gibson	20	13
	Jesse Haines	20	8	1970	Bob Gibson	23	7
1933	Dizzy Dean	20	18	1971	Steve Carlton	20	9
1934	Dizzy Dean	30	7	1977	Bob Forsch	20	7
1935	Dizzy Dean	28	12	1984	Joaquin Andujar	20	14
1936	Dizzy Dean	24	13	1985	Joaquin Andujar	21	12
1939	Curt Davis	22	16		John Tudor	21	8

N.L. STRIKEOUT LEADERS

YEAR	PLAYER	SO	YEAR	PLAYER	SO
1906	Fred Beebe.....	171	1935	Dizzy Dean.....	182
1930	Bill Hallahan.....	177	1948	Harry Brecheen.....	149
1931	Bill Hallahan.....	159	1958	Sam Jones.....	225
1932	Dizzy Dean.....	191	1966	Bob Gibson.....	268
1933	Dizzy Dean.....	199	1989	Jose DeLeon.....	201
1934	Dizzy Dean.....	195			

N.L. ERA LEADERS

YEAR	PLAYER	G	IP	ERA	YEAR	PLAYER	G	IP	ERA
1914	Bill Doak	36	256	1.72	1948	Harry Brecheen	33	233	2.24
1921	Bill Doak	32	209	2.58	1968	Bob Gibson	34	305	1.12
1942	Mort Cooper	37	279	1.77	1976	John Denny	30	207	2.52
1943	Howie Pollet	16	118	1.75	1988	Joe Magrane	24	165	2.18
1946	Howie Pollet	40	226	2.10					

CARDINALS NO-HITTERS

PITCHER/OPPONENT	LOCATION	SCORE	DATE
George Bradley vs Hartford*	Grand Avenue Grounds	2-0	7-15-76
Jesse Haines vs Boston	Sportsman's Park	5-0	7-17-24
Paul Dean vs Brooklyn	Sportsman's Park	3-0	9-21-34 (2nd)
Lon Warneke at Cincinnati	Crosley Field	2-0	8-30-41
Ray Washburn at San Francisco	Candlestick Park	2-0	9-18-68
Bob Gibson at Pittsburgh	Three Rivers Stadium	11-0	8-14-71
Bob Forsch vs Philadelphia	Busch Stadium	5-0	4-16-78
Bob Forsch vs Montreal	Busch Stadium	3-0	9-26-83

*Bradley's no-hitter, for St. Louis' charter N.L. franchise, was the league's first no-hit game. It is not included among the official records of the modern Cardinal franchise.

NO-HIT GAMES VS. CARDINALS

PITCHER/OPPONENT	LOCATION	SCORE	DATE
Christy Mathewson, New York Giants	Robison Field	5-0	7-15-01
Mal Eason, Brooklyn	Robison Field	2-0	7-20-06
Hod Eller, Cincinnati	Redland Field	6-0	5-11-19
Don Cardwell at Chicago	Wrigley Field	4-0	5-16-60 (2nd)
Gaylord Perry at San Francisco	Candlestick Park	1-0	9-17-68
Tom Seaver at Cincinnati	Riverfront Stadium	4-0	6-16-78
David Palmer, Montréal (5 innings)	Busch Stadium	4-0	4-21-84
Fernando Valenzuela at Los Angeles	Dodger Stadium	6-0	6-29-90

CARDINALS PITCHING ALL-TIME TOP 10

GAMES

1. Jesse Haines	554
2. Bob Gibson	528
3. Bill Sherdel	465
4. Bob Forsch	455
5. Al Brazle	441
6. Bill Doak	376
7. Todd Worrell	348
8. Lindy McDaniel	336
9. Larry Jackson	330
10. Al Hrabosky	329

INNINGS PITCHED

1. Bob Gibson	3885
2. Jesse Haines	3204
3. Bob Forsch	2658
4. Bill Sherdel	2450
5. Bill Doak	2387
6. Slim Sallee	1902
7. Ted Breitenstein	1897
8. Harry Brecheen	1790
9. Dizzy Dean	1736
10. Larry Jackson	1672

WINS

1. Bob Gibson	251
2. Jesse Haines	210
3. Bob Forsch	163
4. Bill Sherdel	153
5. Bill Doak	145
6. Dizzy Dean	134
7. Harry Brecheen	127
8. Mort Cooper	105
Slim Sallee	105
10. Max Lanier	101
Larry Jackson	101

COMPLETE GAMES

1. Bob Gibson	255
2. Jesse Haines	209
3. Ted Breitenstein	196
4. Bill Sherdel	144
Bill Doak	144
6. Dizzy Dean	141
7. Slim Sallee	122
Harry Brecheen	122
9. Mort Cooper	105
10. Jack Powell	101

BASES ON BALLS

1. Bob Gibson	1336
2. Jesse Haines	870
3. Ted Breitenstein	825
4. Bob Forsch	780
5. Bill Doak	740
6. Bill Hallahan	651
7. Bill Sherdel	595
8. Bob Harmon	594
9. Vinegar Bend Mizell	568
10. Max Lanier	524

SHUTOUTS

1. Bob Gibson	56
2. Bill Doak	32
3. Mort Cooper	28
4. Harry Brecheen	25
5. Jesse Haines	24
6. Dizzy Dean	23
7. Max Lanier	20
Howie Pollet	20
9. Bob Forsch	19
10. Ernie Broglio	18

EARNED RUN AVERAGE

1. John Tudor	2.52
2. Slim Sallee	2.67
Jack Taylor	2.67
4. Johnny Lush	2.74
Red Ames	2.74
6. Mort Cooper	2.77
7. Fred Beebe	2.79
8. Max Lanier	2.84
9. Harry Brecheen	2.91
Bob Gibson	2.91

WINNING PERCENTAGE

1. John Tudor705
2. Mort Cooper677
3. Dizzy Dean641
4. Lon Wameke629
5. Grover Alexander618
6. Harry Brecheen617
7. Al Brazle602
George Munger602
9. Howie Pollet599
10. Max Lanier594

STRIKEOUTS

1. Bob Gibson	3117
2. Dizzy Dean	1087
3. Bob Forsch	1079
4. Jesse Haines	979
5. Steve Carlton	951
6. Bill Doak	938
7. Larry Jackson	899
8. Harry Brecheen	857
9. Vinegar Bend Mizell	789
10. Bill Hallahan	784

SAVES

1. Lee Smith	160
2. Todd Worrell	129
3. Bruce Sutter	127
4. Dennis Eckersley	66
5. Lindy McDaniel	64
6. Joe Hoerner	60
Al Brazle	60
8. Al Hrabosky	59
9. Ken Dayley	39
10. Tom Henke	36

YEAR-BY-YEAR TEAM PITCHING LEADERS

1892

Wins	Kid Gleason	16
ERA	Pink Hawley	3.19
G	Kid Gleason	47
GS	Kid Gleason	45
CG	Kid Gleason	43
IP	Kid Gleason	400.0
SO	Kid Gleason	133
SHO	Kid Gleason	2

1893

Wins	Kid Gleason	21
ERA	Ted Breitenstein	3.18
G	Ted Breitenstein	48
	Kid Gleason	48
GS	Kid Gleason	45
CG	Ted Breitenstein	38
IP	Ted Breitenstein	382.2
SO	Ted Breitenstein	102
SHO	Ted Breitenstein	1
	Kid Gleason	1
	Dad Clarkson	1

1894

Wins	Ted Breitenstein	27
ERA	Ted Breitenstein	4.79
G	Ted Breitenstein	56
GS	Ted Breitenstein	50
CG	Ted Breitenstein	46
IP	Ted Breitenstein	447.1
SO	Ted Breitenstein	140
SHO	Ted Breitenstein	1
	Dad Clarkson	1

1895

Wins	Ted Breitenstein	18
ERA	Ted Breitenstein	4.44
G	Ted Breitenstein	54
GS	Ted Breitenstein	50
CG	Ted Breitenstein	46
IP	Ted Breitenstein	429.2
SO	Ted Breitenstein	127
SHO	Ted Breitenstein	1

1896

Wins	Ted Breitenstein	18
ERA	Ted Breitenstein	4.48
G	Ted Breitenstein	44
GS	Ted Breitenstein	43
CG	Ted Breitenstein	37
	Bill Hart	37
IP	Ted Breitenstein	339.2
SO	Ted Breitenstein	114
SHO	Ted Breitenstein	1

1897

Wins	Red Donahue	11
ERA	Red Donahue	6.13
G	Red Donahue	46
GS	Red Donahue	42
CG	Red Donahue	38
IP	Red Donahue	348.0
SO	Bill Hart	67
SHO	Red Donahue	1

1898

Wins	Jack Taylor	15
ERA	Jack Taylor	3.90
G	Jack Taylor	50
GS	Jack Taylor	47
CG	Jack Taylor	42
IP	Jack Taylor	397.1
SO	Jack Taylor	89
SHO	None	

1899

Wins	Cy Young	26
ERA	Cy Young	2.58
G	Jack Powell	48
GS	Jack Powell	43
CG	Jack Powell	40
	Cy Young	40
IP	Jack Powell	373.0
SO	Cy Young	111
SHO	Cy Young	4

1900

Wins	Cy Young	20
ERA	Cy Young	3.00
G	Cy Young	41
GS	Jack Powell	37
CG	Cy Young	32
IP	Cy Young	321.1
SO	Cy Young	119
SHO	Cy Young	4

1901

Wins	Jack Harper	23
ERA	Willie Sudhoff	3.52
G	Jack Powell	45
GS	Jack Powell	37
	Jack Harper	37
CG	Jack Powell	33
IP	Jack Powell	338.1
SO	Jack Powell	133
SHO	Jack Powell	2

1902

Wins	Mike O'Neill	17
ERA	Mike O'Neill	2.76
G	Stan Yerkes	39
GS	Stan Yerkes	37
CG	Stan Yerkes	27
	Mike O'Neill	27
IP	Stan Yerkes	272.2
SO	Mike O'Neill	99
SHO	Mike O'Neill	2

1903

Wins	Chappie McFarland	9
	Mordecai Three Finger Brown	9
ERA	Mordecai Three Finger Brown	2.60
G	Chappie McFarland	28
GS	Chappie McFarland	26
CG	Chappie McFarland	25
IP	Chappie McFarland	229.0
SO	Mordecai Three Finger Brown	83
SHO	Mordecai Three Finger Brown	1
	Clarence Currie	1
	Chappie McFarland	1
	Bob Rhoads	3

YEAR-BY-YEAR TEAM PITCHING LEADERS

(CONTINUED)

1904

Wins	Jack Taylor	21
	Kid Nichols	21
ERA	Kid Nichols	2.02
G	Jack Taylor	41
GS	Jack Taylor	39
CG	Jack Taylor	39
IP	Jack Taylor	352.0
SO	Kid Nichols	134
SHO	Kid Nichols	3

1905

Wins	Jack Taylor	15
	Jake Thielman	15
ERA	Buster Brown	2.97
G	Jack Taylor	37
GS	Jack Taylor	34
CG	Jack Taylor	34
IP	Jack Taylor	309.0
SO	Jack Taylor	102
SHO	Jack Taylor	3
	Buster Brown	3
	Chappie McFarland	3

1906

Wins	Fred Beebe	9
ERA	Jack Taylor	2.15
G	Buster Brown	32
GS	Buster Brown	27
CG	Buster Brown	21
IP	Buster Brown	238.1
SO	Fred Beebe	116
SHO	Fred Beebe, Jack Taylor, Carl Druhhot, Art Fromme	1

1907

Wins	Ed Karger	15
ERA	Ed Karger	2.03
G	Stoney McGlynn	45
GS	Stoney McGlynn	39
CG	Stoney McGlynn	33
IP	Stoney McGlynn	352.1
SO	Fred Beebe	141
SHO	Ed Karger	6

1908

Wins	Bugs Raymond	14
ERA	Bugs Raymond	2.03
G	Bugs Raymond	48
GS	Bugs Raymond	37
CG	Bugs Raymond	23
	Johnny Lush	23
IP	Bugs Raymond	324.1
SO	Bugs Raymond	145
SHO	Bugs Raymond	5

1909

Wins	Fred Beebe	15
ERA	Slim Sallee	2.42
G	Fred Beebe	44
GS	Fred Beebe	35
CG	Johnny Lush	21
IP	Fred Beebe	287.2
SO	Fred Beebe	105
SHO	Johnny Lush	2

1910

Wins	Johnny Lush	14
ERA	Johnny Lush	3.20
G	Bob Harmon	43
GS	Bob Harmon	33
CG	Bob Harmon	15
IP	Bob Harmon	236.0
SO	Bob Harmon	87
SHO	Johnny Lush	1
	Vic Willis	1
	Slim Sallee	1

1911

Wins	Bob Harmon	23
ERA	Slim Sallee	2.76
G	Bob Harmon	51
GS	Bob Harmon	41
CG	Bob Harmon	28
IP	Bob Harmon	348.0
SO	Bob Harmon	144
SHO	Bob Harmon	2

1912

Wins	Bob Harmon	18
ERA	Slim Sallee	2.60
G	Slim Sallee	48
GS	Bob Harmon	34
CG	Slim Sallee	20
IP	Slim Sallee	294
SO	Slim Sallee	108
SHO	Slim Sallee	3
	Bob Harmon	3

1913

Wins	Slim Sallee	18
ERA	Slim Sallee	2.70
G	Slim Sallee	49
GS	Dan Griner	34
CG	Dan Griner	18
IP	Bob Harmon	273.1
SO	Slim Sallee	105
SHO	Slim Sallee	3

1914

Wins	Bill Doak	20
ERA	Bill Doak	1.72
G	Slim Sallee	46
GS	Bill Doak	33
CG	Pol Perritt	18
	Slim Sallee	18
IP	Pol Perritt	286
SO	Bill Doak	118
SHO	Bill Doak	7

1915

Wins	Bill Doak	16
ERA	Bill Doak	2.64
G	Slim Sallee	46
GS	Bill Doak	36
CG	Bill Doak	19
IP	Bill Doak	276
SO	Bill Doak	124
SHO	Bill Doak	3
	Dan Griner	3

YEAR-BY-YEAR TEAM PITCHING LEADERS

(CONTINUED)

1916

Wins	Lee Meadows.....	12
	Bill Doak	12
ERA	Lee Meadows.....	2.58
G	Lee Meadows.....	51
CG	Lee Meadows.....	11
	Bill Doak	11
GS	Lee Meadows.....	36
IP	Lee Meadows.....	289
SO	Lee Meadows.....	120
SHO	Bill Doak	3

1917

Wins	Bill Doak	16
ERA	Red Ames	2.71
G	Bill Doak	44
CG	Lee Meadows.....	18
GS	Bill Doak	37
	Lee Meadows.....	37
IP	Bill Doak	281.1
SO	Bill Doak	111
SHO	Lee Meadows.....	4

1918

Wins	Gene Packard	12
ERA	Red Ames	2.31
G	Bill Sherdel	35
CG	Red Ames.....	17
GS	Red Ames.....	25
IP	Bill Doak	211
SO	Bill Doak	74
SHO	Bill Doak	1
	Gene Packard	1
	Bill Sherdel	1

1919

Wins	Bill Doak	13
ERA	Marv Goodwin.....	2.51
G	Oscar Tuero	45
CG	Bill Doak	13
GS	Bill Doak	29
IP	Bill Doak	202.2
SO	Bill Doak	69
SHO	Bill Doak	3

1920

Wins	Bill Doak	20
ERA	Bill Doak	2.53
G	Jesse Haines	47
CG	Bill Doak	20
GS	Jesse Haines	37
	Bill Doak	37
	Ferdie Schupp	37
IP	Jesse Haines	301.2
SO	Jesse Haines	120
SHO	Bill Doak	5

1921

Wins	Jesse Haines	18
ERA	Bill Doak	2.59
G	Lou North	40
CG	Bill Pertica.....	15
GS	Bill Pertica.....	31
IP	Jesse Haines	244.1
SO	Jesse Haines	84
SHO	Jesse Haines	3

1922

Wins	Jeff Pfeffer	19
ERA	Jeff Pfeffer	3.58
G	Lou North	53
CG	Jeff Pfeffer	19
GS	Jeff Pfeffer	32
IP	Jeff Pfeffer	261.1
SO	Lou North	84
SHO	Bill Sherdel	3

1923

Wins	Jesse Haines	20
ERA	Jesse Haines.....	3.11
G	Bill Sherdel	39
CG	Jesse Haines	23
GS	Jesse Haines	36
IP	Jesse Haines	266
SO	Bill Sherdel	78
SHO	Bill Doak	3

1924

Wins	Allen Sothoron	10
ERA	Bill Sherdel	3.42
G	Jesse Haines	35
	Bill Sherdel	35
CG	Jesse Haines	16
	Allen Sothoron	16
GS	Jesse Haines	31
IP	Jesse Haines	222.2
SO	Jesse Haines	69
SHO	Allen Sothoron	4

1925

Wins	Bill Sherdel	15
ERA	Bill Sherdel.....	3.11
G	Bill Sherdel	32
CG	Bill Sherdel	17
GS	Jesse Haines	25
IP	Jesse Haines	207
SO	Allen Sothoron	67
SHO	Bill Sherdel	2
	Allen Sothoron	2
	Leo Dickerman	2

1926

Wins	Flint Rhem	20
ERA	Flint Rhem	3.21
G	Flint Rhem	34
	Bill Sherdel	34
CG	Flint Rhem	20
GS	Flint Rhem	34
IP	Flint Rhem	258
SO	Flint Rhem	72
SHO	Bill Sherdel	3
	Jesse Haines	3

1927

Wins	Jesse Haines	24
ERA	Grover Alexander	2.52
G	Bill Sherdel	39
CG	Jesse Haines	25
GS	Jesse Haines	36
IP	Jesse Haines	300.2
SO	Jesse Haines	89
SHO	Jesse Haines	6

YEAR-BY-YEAR TEAM PITCHING LEADERS

(CONTINUED)

1928

Wins	Bill Sherdel	21
ERA	Bill Sherdel	2.86
G	Bill Sherdel	38
CG	Bill Sherdel	20
	Jesse Haines	20
GS	Grover Alexander	31
IP	Bill Sherdel	248.2
SO	Jesse Haines	77
SHO	Four Players	1

1929

Wins	Syl Johnson	13
	Jesse Haines	13
ERA	Syl Johnson	3.60
G	Syl Johnson	42
CG	Syl Johnson	12
	Jesse Haines	12
GS	Jesse Haines	25
IP	Bill Sherdel	195.2
SO	Syl Johnson	80
SHO	Syl Johnson	3

1930

Wins	Bill Hallahan	15
ERA	Jesse Haines	4.30
G	Hi Bell	39
	Jim Lindsey	39
CG	Jesse Haines	14
GS	Bill Hallahan	32
IP	Bill Hallahan	237.1
SO	Bill Hallahan	177
SHO	Bill Hallahan	2
	Syl Johnson	2

1931

Wins	Bill Hallahan	19
ERA	Syl Johnson	3.00
G	Bill Hallahan	37
CG	Burleigh Grimes	17
GS	Bill Hallahan	30
IP	Bill Hallahan	248.2
SO	Bill Hallahan	159
SHO	Paul Derringer	4

1932

Wins	Dizzy Dean	18
ERA	Bill Hallahan	3.11
G	Dizzy Dean	46
CG	Dizzy Dean	16
GS	Dizzy Dean	33
IP	Dizzy Dean	286
SO	Dizzy Dean	191
SHO	Dizzy Dean	4

1933

Wins	Dizzy Dean	20
ERA	Dizzy Dean	3.04
G	Dizzy Dean	48
CG	Dizzy Dean	26
GS	Dizzy Dean	34
IP	Dizzy Dean	293
SO	Dizzy Dean	199
SHO	Tex Carleton	4

1934

Wins	Dizzy Dean	30
ERA	Dizzy Dean	2.66
G	Dizzy Dean	50
CG	Dizzy Dean	24
GS	Dizzy Dean	33
IP	Dizzy Dean	311.2
SO	Dizzy Dean	195
SHO	Dizzy Dean	7

1935

Wins	Dizzy Dean	28
ERA	Dizzy Dean	3.11
G	Dizzy Dean	50
CG	Dizzy Dean	29
GS	Dizzy Dean	36
IP	Dizzy Dean	324.1
SO	Dizzy Dean	182
SHO	Dizzy Dean	3

1936

Wins	Dizzy Dean	24
ERA	Dizzy Dean	3.17
G	Dizzy Dean	51
CG	Dizzy Dean	28
GS	Dizzy Dean	34
IP	Dizzy Dean	315
SO	Dizzy Dean	195
SHO	Dizzy Dean	2

1937

Wins	Lon Warneke	18
ERA	Dizzy Dean	2.69
G	Bob Weiland	41
CG	Bob Weiland	21
GS	Bob Weiland	34
IP	Bob Weiland	264.1
SO	Dizzy Dean	120
SHO	Dizzy Dean	4

1938

Wins	Bob Weiland	16
ERA	Bill McGee	3.21
G	Bill McGee	47
CG	Lon Warneke	12
GS	Bob Weiland	29
IP	Bob Weiland	228.1
SO	Bob Weiland	117
SHO	Lon Warneke	4

1939

Wins	Curt Davis	22
ERA	Bob Bowman	2.60
SV	Bob Bowman	9
	Clyde Shoun	9
G	Clyde Shoun	53
GS	Curt Davis	31
CG	Curt Davis	13
IP	Curt Davis	248
SO	Mort Cooper	130
SHO	Bill McGee	4

YEAR-BY-YEAR TEAM PITCHING LEADERS

(CONTINUED)

1940

Wins	Lon Warneke, Bill McGee	16
ERA	Lon Warneke	3.14
SV	Clyde Shoun	5
G	Clyde Shoun	54
GS	Lon Warneke, Bill McGee	31
CG	Lon Warneke	17
IP	Lon Warneke	232
SO	Mort Cooper	95
SHO	Mort Cooper, Bill McGee	3

1941

Wins	Lon Warneke, Ernie White	17
ERA	Ernie White	2.40
SV	Bill Crouch	6
G	Lon Warneke, Howie Krist	37
GS	Lon Warneke	30
CG	Lon Warneke, Ernie White Mort Cooper	12
IP	Lon Warneke	246
SO	Mort Cooper	118
SHO	Lon Warneke	4

1942

Wins	Mort Cooper	22
ERA	Mort Cooper	1.78
SV	Harry Gumbert	5
G	Johnny Beazley	43
GS	Mort Cooper	35
CG	Mort Cooper	22
IP	Mort Cooper	278.2
SO	Mort Cooper	152
SHO	Mort Cooper	10

1943

Wins	Mort Cooper	21
ERA	Howie Pollet	1.75
SV	Harry Brecheen	4
G	Mort Cooper	37
GS	Mort Cooper	32
CG	Mort Cooper	24
IP	Mort Cooper	274
SO	Mort Cooper	141
SHO	Mort Cooper	6

1944

Wins	Mort Cooper	22
ERA	George Munger	1.34
SV	Freddy Schmidt	5
G	Freddy Schmidt	37
GS	Mort Cooper	33
CG	Mort Cooper	22
IP	Mort Cooper	252.1
SO	Max Lanier	141
SHO	Mort Cooper	7

1945

Wins	Red Barrett	21
ERA	Harry Brecheen	2.52
SV	Ken Burkhardt, Blix Donnelly, Harry Brecheen, Jack Cree	12
G	Ken Burkhardt	42
GS	Red Barrett	29
CG	Red Barrett	22
IP	Red Barrett	246.2
SO	Blix Donnelly	76
SHO	Ken Burkhardt, Blix Donnelly	4

1946

Wins	Howie Pollet	21
ERA	Howie Pollet	2.10
SV	Howie Pollet	5
G	Murry Dickson	47
CG	Howie Pollet	32
CG	Howie Pollet	22
IP	Howie Pollet	266
SO	Harry Brecheen	117
SHO	Harry Brecheen	5

1947

Wins	George Munger, Harry Brecheen	16
ERA	Al Brazle	2.84
SV	Al Brazle	4
G	Murry Dickson	47
GS	George Munger	31
CG	Harry Brecheen	18
IP	Murry Dickson	231.2
SO	George Munger	123
SHO	George Munger	6

1948

Wins	Harry Brecheen	20
ERA	Harry Brecheen	2.24
SV	Ted Wilks	13
G	Ted Wilks	57
GS	Harry Brecheen	30
CG	Harry Brecheen	21
IP	Murry Dickson	252.1
SO	Harry Brecheen	149
SHO	Harry Brecheen	7

1949

Wins	Howie Pollet	20
ERA	Gerry Staley	2.73
SV	Ted Wilks	9
G	Ted Wilks	59
GS	Harry Brecheen	31
CG	Howie Pollet	17
IP	Howie Pollet	230.2
SO	Howie Pollet	108
SHO	Howie Pollet	5

1950

Wins	Howie Pollet	14
ERA	Max Lanier	3.13
SV	Al Brazle	6
G	Al Brazle	46
GS	Howie Pollet	30
CG	Howie Pollet	14
IP	Howie Pollet	232.1
SO	Howie Pollet	117
SHO	Howie Pollet, Max Lanier, Harry Brecheen, Cloyd Boyer	2

1951

Wins	Gerry Staley	19
ERA	Harry Brecheen	3.25
SV	Al Brazle	7
G	Al Brazle	56
GS	Gerry Staley	30
CG	Gerry Staley, Tom Poholsky	10
IP	Gerry Staley	227
SO	Tom Poholsky	70
SHO	Gerry Staley	4

YEAR-BY-YEAR TEAM PITCHING LEADERS

(CONTINUED)

1952

Wins	Gerry Staley	17
ERA	Gerry Staley	3.27
SV	Al Brazle	16
G	Eddie Yuhas	54
GS	Gerry Staley	33
CG	Gerry Staley	15
IP	Gerry Staley	239.2
SO	Vinegar Bend Mizell	146
SHO	Vinegar Bend Mizell, Cloyd Boyer, Al Brazle, Stu Miller	2

1953

Wins	Harvey Haddix	20
ERA	Harvey Haddix	3.06
SV	Al Brazle	18
G	Al Brazle	60
GS	Harvey Haddix, Vinegar Bend Mizell	33
CG	Harvey Haddix	19
IP	Harvey Haddix	253
SO	Vinegar Bend Mizell	173
SHO	Harvey Haddix	6

1954

Wins	Harvey Haddix	18
ERA	Harvey Haddix	3.57
SV	Al Brazle	8
G	Al Brazle	58
GS	Harvey Haddix	35
CG	Harvey Haddix	13
IP	Harvey Haddix	259.2
SO	Harvey Haddix	184
SHO	Harvey Haddix	3

1955

Wins	Harvey Haddix	12
ERA	Willard Schmidt	2.78
SV	Barney Schultz	4
G	Paul Lapalme	56
GS	Harvey Haddix	30
CG	Harvey Haddix, Luis Arroyo	9
IP	Harvey Haddix	208
SO	Harvey Haddix	150
SHO	Harvey Haddix, Tom Poholsky	2

1956

Wins	Vinegar Bend Mizell	14
ERA	Murry Dickson	3.07
SV	Larry Jackson	9
G	Larry Jackson	51
GS	Vinegar Bend Mizell	33
CG	Murry Dickson	12
IP	Vinegar Bend Mizell	201.2
SO	Vinegar Bend Mizell	153
SHO	Vinegar Bend Mizell, Murry Dickson	3

1957

Wins	Larry Jackson, Lindy McDaniel	15
ERA	Larry Jackson	3.47
SV	Hoyt Wilhelm	11
G	Lloyd Merritt	44
GS	Sam Jones	27
CG	Lindy McDaniel, Sam Jones	10
IP	Larry Jackson	210.1
SO	Sam Jones	154
SHO	Larry Jackson, Sam Jones, Vinegar Bend Mizell, Von McDaniel	2

1958

Wins	Sam Jones	14
ERA	Sam Jones	2.88
SV	Larry Jackson	8
G	Larry Jackson	49
GS	Sam Jones	35
CG	Sam Jones	14
IP	Sam Jones	250
SO	Sam Jones	225
SHO	Sam Jones, Vinegar Bend Mizell	2

1959

Wins	Larry Jackson, Lindy McDaniel	14
ERA	Larry Jackson	3.30
SV	Lindy McDaniel	15
G	Lindy McDaniel	62
GS	Larry Jackson	37
CG	Larry Jackson	12
IP	Larry Jackson	256
SO	Larry Jackson	145
SHO	Larry Jackson, Ernie Broglio	3

1960

Wins	Ernie Broglio	21
ERA	Curt Simmons	2.86
SV	Lindy McDaniel	26
G	Lindy McDaniel	65
GS	Larry Jackson	38
CG	Larry Jackson	14
IP	Larry Jackson	282
SO	Ernie Broglio	188
SHO	Larry Jackson, Ernie Broglio	3

1961

Wins	Ray Sadecki, Larry Jackson	14
ERA	Curt Simmons	3.13
SV	Lindy McDaniel	9
G	Lindy McDaniel	55
GS	Ray Sadecki	31
CG	Ray Sadecki	13
IP	Ray Sadecki	222.2
SO	Bob Gibson	166
SHO	Larry Jackson	3

1962

Wins	Larry Jackson	16
ERA	Bob Gibson	2.85
SV	Lindy McDaniel	14
G	Lindy McDaniel	55
GS	Larry Jackson	35
CG	Bob Gibson	15
IP	Larry Jackson	252.1
SO	Bob Gibson	208
SHO	Bob Gibson	5

1963

Wins	Bob Gibson, Ernie Broglio	18
ERA	Curt Simmons	2.48
SV	Ron Taylor, Bobby Shantz	11
G	Bobby Shantz	55
GS	Ernie Broglio	35
CG	Bob Gibson	14
IP	Bob Gibson	254.2
SO	Bob Gibson	204
SHO	Curt Simmons	6

YEAR-BY-YEAR TEAM PITCHING LEADERS

(CONTINUED)

1964

Wins	Ray Sadecki	20
ERA	Bob Gibson	3.01
SV	Barney Schultz	14
G	Ron Taylor	63
GS	Bob Gibson	36
CG	Bob Gibson	17
IP	Bob Gibson	287.1
SO	Bob Gibson	245
SHO	Curt Simmons	3

1965

Wins	Bob Gibson	20
ERA	Bob Gibson	3.07
SV	Hal Woodeshick	15
G	Hal Woodeshick	51
GS	Bob Gibson	36
CG	Bob Gibson	20
IP	Bob Gibson	299
SO	Bob Gibson	270
SHO	Bob Gibson	6

1966

Wins	Bob Gibson	21
ERA	Bob Gibson	2.44
SV	Joe Hoerner	13
G	Hal Woodeshick	59
GS	Bob Gibson	35
CG	Bob Gibson	20
IP	Bob Gibson	280.1
SO	Bob Gibson	225
SHO	Bob Gibson, Larry Jaster	5

1967

Wins	Dick Hughes	16
ERA	Nelson Briles	2.43
SV	Joe Hoerner	15
G	Ron Willis	65
GS	Steve Carlton	28
CG	Dick Hughes	12
IP	Dick Hughes	222.1
SO	Steve Carlton	168
SHO	Dick Hughes	3

1968

Wins	Bob Gibson	22
ERA	Bob Gibson	1.12
SV	Joe Hoerner	17
G	Ron Willis	48
GS	Bob Gibson	34
CG	Bob Gibson	28
IP	Bob Gibson	304.2
SO	Bob Gibson	268
SHO	Bob Gibson	13

1969

Wins	Bob Gibson	20
ERA	Steve Carlton	2.17
SV	Joe Hoerner	15
G	Joe Hoerner	45
GS	Bob Gibson	35
CG	Bob Gibson	28
IP	Bob Gibson	314
SO	Bob Gibson	269
SHO	Bob Gibson	4

1970

Wins	Bob Gibson	23
ERA	Bob Gibson	3.12
SV	Chuck Taylor	8
G	Chuck Taylor	56
GS	Bob Gibson	34
CG	Bob Gibson	23
IP	Bob Gibson	294
SO	Bob Gibson	274
SHO	Bob Gibson	3

1971

Wins	Steve Carlton	20
ERA	Bob Gibson	3.04
SV	Moe Drabowsky	8
G	Moe Drabowsky	51
GS	Steve Carlton	36
CG	Bob Gibson	20
IP	Steve Carlton	273
SO	Bob Gibson	185
SHO	Bob Gibson	5

1972

Wins	Bob Gibson	19
ERA	Bob Gibson	2.46
SV	Diego Segui	9
G	Rick Wise	35
GS	Rick Wise	35
CG	Bob Gibson	23
IP	Bob Gibson	278
SO	Bob Gibson	208
SHO	Bob Gibson	4

1973

Wins	Rick Wise	16
ERA	Bob Gibson	2.77
SV	Diego Segui	17
G	Diego Segui	65
GS	Rick Wise	34
CG	Rick Wise	14
IP	Rick Wise	259
SO	Rick Wise	144
SHO	Rick Wise	5

1974

Wins	Lynn McGlothen	16
ERA	Lynn McGlothen	2.70
SV	Al Hrabosky	9
G	Al Hrabosky	65
GS	Bob Gibson	33
CG	Bob Gibson	9
IP	Bob Gibson	240
SO	Lynn McGlothen	142
SHO	Lynn McGlothen, Sonny Siebert	3

1975

Wins	Lynn McGlothen, Bob Forsch	15
ERA	Bob Forsch	2.86
SV	Al Hrabosky	22
G	Mike Garman	66
GS	Lynn McGlothen, Bob Forsch	34
CG	Lynn McGlothen	9
IP	Lynn McGlothen	239
SO	Lynn McGlothen	146
SHO	Bob Forsch	4

YEAR-BY-YEAR TEAM PITCHING LEADERS

(CONTINUED)

1976

Wins	Lynn McGlothen	13
ERA	John Denny	2.52
SV	Al Hrabosky	13
G	Al Hrabosky	68
GS	Pete Falcone, Lynn McGlothen, Bob Forsch	32
CG	Lynn McGlothen	10
IP	Pete Falcone	212
SO	Pete Falcone	138
SHO	Lynn McGlothen	4

1977

Wins	Bob Forsch	20
ERA	John Urrea	3.15
SV	Al Hrabosky	10
G	Al Hrabosky	65
GS	Bob Forsch	35
CG	Eric Rasmussen	11
IP	Eric Rasmussen	233
SO	Eric Rasmussen	120
SHO	Eric Rasmussen	3

1978

Wins	John Denny	14
ERA	Pete Vuckovich	2.55
SV	Mark Littell	11
G	Mark Littell	72
GS	Bob Forsch	34
CG	John Denny	11
IP	John Denny, Bob Forsch	234
SO	Mark Littell	130
SHO	Bob Forsch	3

1979

Wins	Pete Vuckovich, Silvio Martínez	15
ERA	John Fulgham	2.53
SV	Mark Littell	13
G	Mark Littell	63
GS	Pete Vuckovich, Bob Forsch	32
CG	John Fulgham	10
IP	Pete Vuckovich	233
SO	Pete Vuckovich	145
SHO	Three Pitchers	2

1980

Wins	Pete Vuckovich	12
ERA	Pete Vuckovich	3.41
SV	John Littlefield	9
G	John Littlefield	52
GS	Bob Forsch	31
CG	Bob Forsch	8
IP	Pete Vuckovich	222
SO	Pete Vuckovich	132
SHO	Pete Vuckovich, Bob Sykes	3

1981

Wins	Bob Forsch	10
ERA	Bob Forsch	3.19
SV	Bruce Sutter	25
G	Bruce Sutter	48
GS	Lary Sorensen	23
CG	John Martin	4
IP	Lary Sorensen	140
SO	Bruce Sutter	57
SHO	Lary Sorensen, Andy Rincon	1

1982

Wins	Joaquin Andujar, Bob Forsch	15
ERA	Joaquin Andujar	2.47
SV	Bruce Sutter	36
G	Bruce Sutter	70
GS	Joaquin Andujar	37
CG	Joaquin Andujar	9
IP	Joaquin Andujar	265.2
SO	Joaquin Andujar	137
SHO	Joaquin Andujar	5

1983

Wins	Neil Allen, Dave LaPoint, John Stuper	12
ERA	John Stuper	3.68
SV	Bruce Sutter	21
G	Bruce Sutter	60
GS	Joaquin Andujar	34
CG	John Stuper, Bob Forsch	6
IP	Joaquin Andujar	225
SO	Joaquin Andujar	125
SHO	Neil Allen	3

1984

Wins	Joaquin Andujar	20
ERA	Joaquin Andujar	3.34
SV	Bruce Sutter	45
G	Bruce Sutter	71
GS	Joaquin Andujar	36
CG	Joaquin Andujar	12
IP	Joaquin Andujar	261.1
SO	Joaquin Andujar	147
SHO	Joaquin Andujar	4

1985

Wins	Joaquin Andujar, John Tudor	21
ERA	John Tudor	1.93
SV	Jeff Lahti	19
G	Ken Dayley	57
GS	Joaquin Andujar	38
CG	John Tudor	19
IP	John Tudor	275
SO	John Tudor	169
SHO	John Tudor	10

1986

Wins	Bob Forsch	14
ERA	Danny Cox	2.90
SV	Todd Worrell	36
G	Todd Worrell	74
GS	Bob Forsch	33
CG	Danny Cox	8
IP	Bob Forsch	230
SO	Danny Cox	108
SHO		0

1987

Wins	Danny Cox, Bob Forsch, Greg Mathews	11
ERA	Joe Magrane	3.54
SV	Todd Worrell	33
G	Todd Worrell	75
GS	Greg Mathews	32
CG	Joe Magrane	4
IP	Danny Cox	199.1
SO	Greg Mathews	108
SHO	Joe Magrane	2

YEAR-BY-YEAR TEAM PITCHING LEADERS

(CONTINUED)

1988

Wins	Jose DeLeon	13
ERA	Joe Magrane	2.18
SV	Todd Worrell	32
G	Todd Worrell	68
GS	Jose DeLeon	34
CG	Joe Magrane	4
IP	Jose DeLeon	225.1
SO	Jose DeLeon	208
SHO	Joe Magrane	3

1989

Wins	Joe Magrane	18
ERA	Joe Magrane	2.91
SV	Todd Worrell	20
G	Ken Dayley	71
GS	Jose DeLeon	36
CG	Joe Magrane	9
IP	Jose DeLeon	244.2
SO	Jose DeLeon	201
SHO	Jose DeLeon, Joe Magrane	3

1990

Wins	John Tudor	12
ERA	Joe Magrane	3.59
SV	Lee Smith	27
G	Frank DiPino	62
GS	Jose DeLeon	32
CG	Joe Magrane, Bob Tewksbury	3
IP	Joe Magrane	203.1
SO	Jose DeLeon	164
SHO	Joe Magrane, Bob Tewksbury	2

1991

Wins	Bryn Smith	12
ERA	Jose DeLeon	2.71
SV	Lee Smith	47
G	Juan Agosto	72
GS	Bryn Smith	31
CG	Bryn Smith, Bob Tewksbury	3
IP	Bryn Smith	198.2
SO	Ken Hill	121
SHO		0

1992

Wins	Bob Tewksbury	16
ERA	Bob Tewksbury	2.16
SV	Lee Smith	43
G	Mike Perez	77
GS	Bob Tewksbury	32
CG	Bob Tewksbury	5
IP	Bob Tewksbury	233.0
SO	Omar Olivares	124
SHO	Mark Clark	1

1993

Wins	Bob Tewksbury	17
ERA	Rene Arocha	3.78
SV	Lee Smith	43
G	Rob Murphy	73
GS	Bob Tewksbury	32
CG	Bob Tewksbury	2
IP	Bob Tewksbury	213.2
SO	Bob Tewksbury	97
SHO		0

1994

Wins	Bob Tewksbury	12
ERA	Vicente Palacios	4.44
SV	Mike Perez	12
G	Rich Rodriguez	56
GS	Bob Tewksbury	24
CG	Bob Tewksbury	4
IP	Bob Tewksbury	155.2
SO	Vicente Palacios	95
SHO	Rene Arocha, Vicente Palacios, Bob Tewksbury	1

1995

Wins	Rich DeLucia	8
ERA	Mike Morgan	3.56
SV	Tom Henke	36
G	Jeff Parrett	59
GS	Mark Petkovsek	21
CG	Danny Jackson	2
IP	Mark Petkovsek	137.1
SO	Donovan Osborne	82
SHO	Danny Jackson, Mark Petkovsek	1

1996

Wins	Andy Benes	18
ERA	Donovan Osborne	3.53
SV	Dennis Eckersley	30
G	T.J. Mathews	67
GS	Andy Benes	34
CG	Todd Stottlemyre	5
IP	Andy Benes	230.1
SO	Todd Stottlemyre	194
SHO	Todd Stottlemyre	2

1997

Wins	Matt Morris, Todd Stottlemyre	12
ERA	Andy Benes	3.10
SV	Dennis Eckersley	36
G	Tony Fossas	71
GS	Matt Morris	33
CG	Matt Morris	3
IP	Matt Morris	217.0
SO	Andy Benes	175
SHO		0

MOST WINS AT BUSCH STADIUM, SEASON

Pitcher	Year	Record	Pct.
John Tudor	1985	14-2	.875
Bob Forsch	1982	11-2	.846
Silvio Martinez	1979	11-2	.846
Bob Gibson	1968	11-6	.647
Bob Tewksbury	1993	11-7	.611
Bob Tewksbury	1992	10-2	.833
Danny Cox	1985	10-4	.714
John Denny	1978	10-4	.714
Lynn McGlothen	1976	10-5	.667
Steve Carlton	1971	10-5	.667
Bob Gibson	1970	10-5	.667
Rick Wise	1973	10-6	.625
Rick Wise	1972	10-7	.588

CARDINALS INDIVIDUAL PITCHING RECORDS—SEASON

Most Games (Right-Hander)
1992 Mike Perez77

Most Games (Left-Hander)
1993 Rob Murphy73

Most Games Started (Right-Hander)
1911 Bob Harmon.....41

Most Games Started (Left-Hander)
1920 Ferdie Schupp37

Most Complete Games (Right-Hander)
1904 Jack Taylor39

Most Complete Games (Left-Hander)
1900 Cowboy Jones.....29

Most Games Finished (Right-Hander)
1984 Bruce Sutter.....63

Most Games Finished (Left-Hander)
1976 Al Hrabosky45

Most Innings (Right-Hander)
1907 Grant McGlynn352.1

Most Innings (Left-Hander)
1907 Ed Karger.....310

Most Games Won (Right-Hander)
1934 Dizzy Dean.....30

Most Games Won (Left-Hander)
1928 Bill Sherdel21
1946 Howie Pollet21
1985 John Tudor.....21

Most Games Lost (Right-Hander)
1907 Grant McGlynn.....25
1908 Art Raymond25

Most Games Lost (Left-Hander)
1900 Cowboy Jones.....19
1908 Johnny Lush.....19
1970 Steve Carlton19

Lowest Earned Run Average (Right-Hander)
1968 Bob Gibson.....1.12

Lowest Earned Run Average (Left-Hander)
1943 Howie Pollet1.75

Highest Winning Percentage (Right-Hander)
1934 Dizzy Dean (30-7)811

Highest Winning Percentage (Left-Hander)
1987 John Tudor (10-2)833

Most Saves (Right-Hander)
1991 Lee Smith.....47

Most Saves (Left-Hander)
1975 Al Hrabosky22

Most Consecutive Games Won (Right-Hander)
1968 Bob Gibson15

Most Consecutive Games Won (Left-Hander)
1985 John Tudor11

Most Consecutive Games Lost
1938 Bill McGee9
1951 Tom Poholsky.....9
1978 Bob Forsch.....9
1995 Danny Jackson9

Most Shutouts (Right-Hander)
1968 Bob Gibson13

Most Shutouts (Left-Hander)
1985 John Tudor10

Most 1-0 Shutouts, Won
1968 Bob Gibson5

Most Hits Allowed (Right-Hander)
1901 Jack Powell351

Most Hits Allowed (Left-Hander)
1900 Cowboy Jones334

Most Runs Allowed (Right-Hander)
1900 Jack Powell194

Most Runs Allowed (Left-Hander)
1900 Cowboy Jones.....185

Most Earned Runs (Right-Hander)
1900 Jack Powell142

Most Earned Runs (Left-Hander)
1929 Bill Sherdel129

Most Home Runs Allowed
1948 Murry Dickson39

Most Walks (Right-Hander)
1911 Bob Harmon.....181

Most Walks (Left-Hander)
1920 Ferdie Schupp127

Most Strikeouts (Right-Hander)
1970 Bob Gibson274

Most Strikeouts (Left-Hander)
1969 Steve Carlton219

Most Hit Batsman (Right-Hander)
1953 Gerry Staley17

Most Hit Batsman (Left-Hander)
1919 Jackie May.....14

Most Wild Pitches (Right-Hander)
1907, 1909 Fred Beebe15

Most Wild Pitches (Left-Hander)
1984 Dave LaPoint15

CARDINALS BATTING ALL-TIME TOP 10

BATTING AVG.

1. Rogers Hornsby	359
2. Johnny Mize.....	336
3. Joe Medwick	335
4. Stan Musial	331
5. Chick Hafey	326
6. Jim Bottomley	325
7. Frankie Frisch	312
8. George Watkins.....	309
9. Joe Torre	308
10. Rip Collins	307

GW-RBI (1980-1988)

1. George Hendrick	62
2. Tom Herr	61
3. Willie McGee	60
4. Ozzie Smith	56
5. Keith Hernandez	49
6. Terry Pendleton	37
7. Darrell Porter	28
8. Jack Clark	24
9. Ken Oberkfell	21
10. Vince Coleman, David Green Andy Van Slyke	19

AT-BATS

1. Stan Musial	10972
2. Lou Brock.....	9125
3. Ozzie Smith	7160
4. Red Schoendienst.....	6841
5. Enos Slaughter	6775
6. Ken Boyer	6334
7. Curt Flood	6318
8. Rogers Hornsby	5881
9. Ted Simmons.....	5725
10. Julian Javier	5631

RUNS

1. Stan Musial	1949
2. Lou Brock.....	1427
3. Rogers Hornsby	1089
4. Enos Slaughter	1071
5. Red Schoendienst.....	1025
6. Ozzie Smith	991
7. Ken Boyer	988
8. Jim Bottomley	921
9. Curt Flood	845
10. Frankie Frisch	831

HITS

1. Stan Musial	3630
2. Lou Brock.....	2713
3. Rogers Hornsby.....	2110
4. Enos Slaughter	2064
5. Red Schoendienst.....	1980
6. Ozzie Smith	1944
7. Ken Boyer	1855
8. Curt Flood	1853
9. Jim Bottomley	1727
10. Ted Simmons.....	1704

TOTAL BASES

1. Stan Musial	6134
2. Lou Brock.....	3776
3. Rogers Hornsby	3342
4. Enos Slaughter	3138
5. Ken Boyer	3011
6. Jim Bottomley	2852
7. Red Schoendienst.....	2657
8. Ted Simmons.....	2626
9. Joe Medwick	2585
10. Curt Flood	2464

GAMES

1. Stan Musial	3026
2. Lou Brock.....	2289
3. Ozzie Smith	1990
4. Enos Slaughter	1820
5. Red Schoendienst.....	1795
6. Curt Flood	1738
7. Ken Boyer	1667
8. Rogers Hornsby	1580
9. Julian Javier	1578
10. Ted Simmons.....	1564

DOUBLES

1. Stan Musial	725
2. Lou Brock.....	434
3. Joe Medwick	377
4. Rogers Hornsby	367
5. Enos Slaughter	366
6. Red Schoendienst.....	352
7. Jim Bottomley	344
8. Ozzie Smith	338
9. Ted Simmons.....	332
10. Frankie Frisch	286

TRIPLES

1. Stan Musial	177
2. Rogers Hornsby	143
3. Enos Slaughter	135
4. Lou Brock.....	121
5. Jim Bottomley	119
6. Ed Konetchy	93
7. WILLIE MCGEE	82
8. Joe Medwick	81
9. Pepper Martin	75
10. Garry Templeton	69

HOME RUNS

1. Stan Musial	475
2. Ken Boyer	255
3. Rogers Hornsby	193
4. Jim Bottomley	181
5. Ted Simmons.....	172
6. Johnny Mize.....	158
7. Joe Medwick	152
8. Enos Slaughter	146
9. Bill White	140
10. RAY LANKFORD	135

RUNS BATTED IN

1. Stan Musial	1951
2. Enos Slaughter	1148
3. Jim Bottomley	1105
4. Rogers Hornsby	1072
5. Ken Boyer	1001
6. Ted Simmons.....	929
7. Joe Medwick	823
8. Lou Brock.....	814
9. Frankie Frisch	720
10. Ozzie Smith	664

STOLEN BASES

1. Lou Brock.....	888
2. Vince Coleman	549
3. Ozzie Smith	433
4. WILLIE MCGEE	287
5. Jack Smith	203
6. RAY LANKFORD	199
7. Frankie Frisch	195
8. Miller Huggins	174
9. Lonnie Smith	173
10. Tom Herr	152

CARDINALS BATTING ALL-TIME TOP 10

(CONTINUED)

BASES ON BALLS

1. Stan Musial	1599
2. Ozzie Smith	876
3. Enos Slaughter	839
4. Lou Brock	681
5. Rogers Hornsby	660
6. Ken Boyer	631
7. Ted Simmons	624
8. Keith Hernandez	585
9. Miller Huggins	571
10. Jim Bottomley	509

PINCH-HITS

1. Gerald Perry	70
2. Steve Braun	60
3. Red Schoendienst	53
4. Dane Iorg	47
Peanuts Lowrey	47
6. WILLIE MCGEE	44
7. Stan Musial	35
8. George Crowe	33
Vic Davalillo	33
10. Tito Landrum	32

CARDINALS BATTING FEATS

N.L. TOTAL BASE LEADERS

Year	Player	TB	Year	Player	TB
1901	Jesse Burkett	314	1937	Joe Medwick	406
1917	Rogers Hornsby	253	1938	Johnny Mize	326
1920	Rogers Hornsby	329	1939	Johnny Mize	353
1921	Rogers Hornsby	378	1940	Johnny Mize	368
1922	Rogers Hornsby	450	1942	Enos Slaughter	292
1924	Rogers Hornsby	373	1946	Stan Musial	366
1925	Rogers Hornsby	381	1948	Stan Musial	429
1926	Jim Bottomley	305	1949	Stan Musial	382
1928	Jim Bottomley	362	1951	Stan Musial	355
1934	Rip Collins	369	1952	Stan Musial	311
1935	Joe Medwick	365	1971	Joe Torre	352
1936	Joe Medwick	367			

N.L. RBI LEADERS

Year	Player	RBI	Year	Player	RBI
1920	Rogers Hornsby	94	1938	Joe Medwick	122
1921	Rogers Hornsby	126	1940	Johnny Mize	137
1922	Rogers Hornsby	152	1946	Enos Slaughter	130
1925	Rogers Hornsby	143	1948	Stan Musial	131
1926	Jim Bottomley	120	1956	Stan Musial	109
1928	Jim Bottomley	136	1964	Ken Boyer	119
1936	Joe Medwick	138	1967	Orlando Cepeda	111
1937	Joe Medwick	154	1971	Joe Torre	137

N.L. SLUGGING LEADERS

Year	Player	Slug Pct.	Year	Player	Slug Pct.
1917	Rogers Hornsby484	1938	Johnny Mize614
1920	Rogers Hornsby559	1939	Johnny Mize626
1921	Rogers Hornsby639	1943	Stan Musial562
1922	Rogers Hornsby722	1944	Stan Musial549
1923	Rogers Hornsby627	1946	Stan Musial587
1924	Rogers Hornsby696	1948	Stan Musial702
1925	Rogers Hornsby756	1950	Stan Musial596
1927	Chick Hafey590	1952	Stan Musial538
1934	Rip Collins615	1987	Jack Clark597
1937	Joe Medwick641			

HIT IN 25 OR MORE CONSECUTIVE GAMES

Year	Player	Games	Year	Player	Games
1922	Rogers Hornsby	33	1935	Joe Medwick	28
1950	Stan Musial	30	1954	Red Schoendienst	28
1943	Harry Walker	29	1971	Lou Brock	26
1959	Ken Boyer	29			

CARDINALS BATTING FEATS

(CONTINUED)

N.L. HOME RUN LEADERS

Year	Player	HR	Year	Player	HR
1922	Rogers Hornsby	42	1937	Joe Medwick	31
1925	Rogers Hornsby	39	1939	Johnny Mize	28
1928	Jim Bottomley	31	1940	Johnny Mize	43
1934	Rip Collins	35			

N.L. BATTING CHAMPIONS

Year	Player	AVG	Year	Player	AVG
1901	Jesse Burkett	.382	1946	Stan Musial	.365
1920	Rogers Hornsby	.370	1948	Stan Musial	.376
1921	Rogers Hornsby	.397	1950	Stan Musial	.346
1922	Rogers Hornsby	.401	1951	Stan Musial	.355
1923	Rogers Hornsby	.384	1952	Stan Musial	.336
1924	Rogers Hornsby	.424	1957	Stan Musial	.351
1925	Rogers Hornsby	.403	1971	Joe Torre	.363
1931	Chick Hafey	.349	1979	Keith Hernandez	.344
1937	Joe Medwick	.374	1985	Willie McGee	.353
1939	Johnny Mize	.349	1990	Willie McGee	.335
1943	Stan Musial	.357			

.400 HITTERS

Year	Player	AVG	Year	Player	AVG
1899	Jesse Burkett	.402	1924	Rogers Hornsby	.424
1922	Rogers Hornsby	.401	1925	Rogers Hornsby	.403

350 OR MORE TOTAL BASES IN A SEASON

Year	Player	TB	Year	Player	TB
1922	Rogers Hornsby	450	1946	Stan Musial	366
1948	Stan Musial	429	1935	Joe Medwick	365
1937	Joe Medwick	406	1928	Jim Bottomley	362
1949	Stan Musial	382	1953	Stan Musial	361
1925	Rogers Hornsby	381	1954	Stan Musial	359
1921	Rogers Hornsby	378	1925	Jim Bottomley	358
1924	Rogers Hornsby	373	1951	Stan Musial	355
1934	Rip Collins	369	1939	Johnny Mize	353
1940	Johnny Mize	368	1971	Joe Torre	352
1936	Joe Medwick	367			

200 OR MORE HITS IN A SEASON

Year	Player	Hits	Year	Player	Hits
1899	Jesse Burkett	228	1943	Stan Musial	220
1900	Jesse Burkett	202	1946	Stan Musial	228
1901	Jesse Burkett	228	1948	Stan Musial	230
1920	Rogers Hornsby	218	1949	Stan Musial	207
	Milt Stock	204	1951	Stan Musial	205
1921	Rogers Hornsby	235	1953	Stan Musial	200
	Austin McHenry	201	1963	Dick Groat	201
1922	Rogers Hornsby	250		Bill White	200
1924	Rogers Hornsby	227		Curt Flood	200
1925	Jim Bottomley	227	1964	Curt Flood	211
	Rogers Hornsby	203		Lou Brock	200
1927	Frankie Frisch	208	1967	Lou Brock	206
1929	Taylor Douthit	206	1970	Joe Torre	203
1930	Taylor Douthit	201		Lou Brock	202
1934	Rip Collins	200	1971	Joe Torre	230
1935	Joe Medwick	224		Lou Brock	200
1936	Joe Medwick	223	1977	Garry Templeton	200
1937	Joe Medwick	237	1979	Garry Templeton	211
	Johnny Mize	204		Keith Hernandez	210
1939	Joe Medwick	201	1985	Willie McGee	216

CARDINALS BATTING FEATS

(CONTINUED)

30 OR MORE HOME RUNS IN A SEASON

Year	Player	HR	Year	Player	HR
1940	Johnny Mize	43	1955	Stan Musial	33
1922	Rogers Hornsby	42	1951	Stan Musial	32
1925	Rogers Hornsby	39	1960	Ken Boyer	32
1948	Stan Musial	39	1928	Jim Bottomley	31
1949	Stan Musial	36	1937	Joe Medwick	31
1934	Rip Collins	35	1997	Ray Lankford	31
1954	Stan Musial	35	1953	Stan Musial	30
1987	Jack Clark	35	1996	Ron Gant	30
1970	Dick Allen	34			

CARDINALS' TEAM HOME RUN TOTALS SINCE 1944

Year	HR	Rank*	Year	HR	Rank*	Year	HR	Rank*
1944	100	1	1962	137	7	1980	101	8
1945	64	4	1963	128	3	1981	50	10
1946	81	2	1964	109	7	1982	67	12
1947	115	3	1965	109	7	1983	82	12
1948	105	3	1966	108	8 +	1984	75	12
1949	102	6	1967	115	4	1985	87	11
1950	102	7	1968	73	8	1986	58	12
1951	95	7	1969	90	12	1987	94	12
1952	97	6	1970	113	10	1988	71	12
1953	140	5	1971	95	9 +	1989	73	12
1954	119	6	1972	70	12	1990	73	12
1955	143	6	1973	75	12	1991	68	12
1956	124	6	1974	83	12	1992	94	10
1957	132	6	1975	81	11	1993	118	12
1958	111	8	1976	63	12	1994	108	9 +
1959	118	6	1977	96	11	1995	107	13
1960	138	3	1978	79	9	1996	142	11
1961	103	7 +	1979	100	9	1997	144	8

* Rank in National League + Tied

SINGLE-SEASON HOME RUN LEADERS BY POSITION

Catcher	Ted Simmons	26 — 1979
First Base	Johnny Mize	43 — 1940
Second Base	Rogers Hornsby	42 — 1922
Shortstop	Solly Hemus	15 — 1952
Third Base	Ken Boyer	32 — 1960
Left Field	Stan Musial	32 — 1951
Center Field	Ray Lankford	31 — 1997
Right Field	Stan Musial	39 — 1948
Pitcher	Bob Gibson	5 — 1965, 1972

SINGLE-SEASON RBI LEADERS BY POSITION

Catcher*	Ted Simmons	96 — 1972
First Base	Jim Bottomley	137 — 1929
	Johnny Mize	137 — 1940
Second Base	Rogers Hornsby	152 — 1922
Shortstop	Doc Lavan	82 — 1921
Third Base	Joe Torre	137 — 1971
Left Field	Joe Medwick	154 — 1937
Center Field*	Willie McGee	104 — 1987
Right Field	Stan Musial	131 — 1948
Pitcher	Dizzy Dean	21 — 1935

* Simmons had 103 RBI in 1974, but drove in only 95 while catching.
 Simmons had 100 RBI in 1975, but drove in only 95 while catching.
 McGee had 105 RBI in 1987, but drove in only 104 while in CF.

CARDINALS HOMERING IN ALL-STAR GAME

Stan Musial	1948, 49, 51, 55, 56, 60	Joe Medwick	1934
Frankie Frisch	1933, 34	Red Schoendienst	1950
Ken Boyer	1960, 64	Reggie Smith	1974

CARDINALS BATTING FEATS

(CONTINUED)

LONGEST HITTING STREAKS SINCE 1950

1950 Stan Musial.....	30 games	1975 Ted Simmons	19 games
1951 Stan Musial.....	16 games	1976 Lou Brock	15 games
1952 Stan Musial.....	24 games	1977 Ted Simmons	13 games
1953 Stan Musial, Solly Hemus	15 games	1978 Garry Templeton.....	14 games
1954 Red Schoendienst	28 games	1979 Garry Templeton.....	16 games
1955 Wally Moon.....	13 games	1980 Keith Hernandez, Ken Reitz Garry Templeton.....	12 games
1956 Alvin Dark, Stan Musial, Red Schoendienst	15 games	1981 Tom Herr.....	16 games
1957 Wally Moon.....	13 games	1982 Lonnie Smith	17 games
1958 Stan Musial.....	17 games	1983 Willie McGee	19 games
1959 Ken Boyer.....	29 games	1984 Terry Pendleton	14 games
1960 Ken Boyer.....	14 games	1985 Cesar Cedeño	12 games
1961 Ken Boyer.....	15 games	1986 Tom Herr, Terry Pendleton.....	10 games
1962 Curt Flood.....	17 games	1987 Terry Pendleton	19 games
1963 George Altman	17 games	1988 Tom Brunansky	19 games
1964 Bill White.....	20 games	1989 Jose Oquendo	23 games
1965 Curt Flood.....	17 games	1990 Willie McGee	22 games
1966 Curt Flood.....	19 games	1991 Pedro Guerrero, Ray Lankford	12 games
1967 Lou Brock	20 games	1992 Bernard Gilkey	13 games
1968 Lou Brock, Bobby Tolan.....	13 games	1993 Gregg Jefferies.....	17 games
1969 Vada Pinson	22 games	1994 Gregg Jefferies.....	17 games
1970 Lou Brock	15 games	1995 Ray Lankford	16 games
1971 Lou Brock	26 games	1996 Brian Jordan	11 games
1972 Lou Brock	18 games	1997 John Mabry.....	20 games
1973 Ted Simmons	19 games		
1974 Ted Simmons	15 games		

CARDINALS HITTING FOR CYCLE

John Mabry	5/18/96	Stan Musial	7/24/49
Ray Lankford	9/15/91	Johnny Mize	7/13/40, 1st game
Willie McGee.....	6/23/84	Joe Medwick	6/29/35
Lou Brock	5/27/75	Pepper Martin.....	5/25/33
Joe Torre	6/27/73	Chick Hafey.....	8/21/30
Ken Boyer	6/16/64	Jim Bottomley	7/15/27
Ken Boyer	9/14/61, 2nd game	Cliff Heathcote	7/13/18
Bill White	8/14/60, 1st game		

CARDINALS HOMERING IN FIRST M.L. AT-BAT

Eddie Morgan (first pitch, pinch-hit).....	4/14/36	Wally Moon.....	4/13/54
--	---------	-----------------	---------

GRAND SLAMS HIT BY CARDINAL PITCHERS (SINCE 1900)

Pitcher and date	Opponent (Pitcher)
Mike O'Neill (pinch-hit), 6/3/02	Boston (Charles Pittinger)
Curt Davis, 4/26/38	Cincinnati (Al Hollingsworth)
Bob Gibson, 9/29/65	San Francisco (Gaylord Perry)
Bob Gibson, 7/26/73 (first game).....	New York (John Strohmer)
Rick Wise, 8/21/73.....	Atlanta (Roric Harrison)
Joaquin Andujar, 5/15/84	Atlanta (Jeff Dedmon)
Bob Forsch, 8/10/86	Pittsburgh (Mike Bielecki)
Donovan Osborne, 9/7/96.....	San Diego (Andy Ashby)

CARDINALS INDIVIDUAL BATTING RECORDS—SEASON

Most Games	Most Runs (Right-Handed)
1989 Jose Oquendo	163
Most At-Bats (Left-Handed)	1922 Rogers Hornsby
1967 Lou Brock	689
Most At-Bats (Right-Handed)	Most Hits (Left-Handed)
1964 Curt Flood	679
Most At-Bats (Switch Hitter)	1948 Stan Musial.....
1979 Garry Templeton.....	672
Most Runs (Left-Handed)	Most Hits (Right-Handed)
1901 Jesse Burkett	139
	1922 Rogers Hornsby
	250
	Most Hits (Switch-Hitter)
	1985 Willie McGee.....
	216
	Most Singles (Left-Handed)
	1901 Jesse Burkett
	180

CARDINALS INDIVIDUAL BATTING RECORDS—SEASON

(CONTINUED)

Most Singles (Right-Handed)		Most Home Runs - Busch Stadium	
1964 Curt Flood.....	178	1970 Dick Allen.....	17
Most Doubles (Left-Handed)		1979 Ted Simmons.....	17
1953 Stan Musial.....	53	1987 Jack Clark.....	17
Most Doubles (Right-Handed)		1996 Ron Gant.....	17
1936 Joe Medwick.....	64	Most Home Runs - Road	
Most Triples (Left-Handed)		1948 Stan Musial.....	23
1894 Roger Connor.....	25	Most Home Runs, Rookie (Left-Handed)	
Most Triples (Right-Handed)		1936 Johnny Mize.....	19
1893 Perry Werden.....	33	Most Home Runs, Rookie (Right-Handed)	
Most Triples, Since 1900 (Right-Handed)		1953 Ray Jablonski.....	21
1915 Tom Long.....	25	Most Home Runs, One Month	
Most Hit By Pitch		1997 Mark McGwire (September).....	15
1910 Lou Evans.....	31	Most Grand Slam Home Runs	
Most Runs Batted In (Left-Handed)		1925 Jim Bottomley.....	3
1929 Jim Bottomley.....	137	1977 Keith Hernandez.....	3
1940 Johnny Mize.....	137	Most Bases On Balls (Left-Handed)	
Most Runs Batted In (Right-Handed)		1949 Stan Musial.....	107
1937 Joe Medwick.....	154	Most Bases On Balls (Right-Handed)	
Most Consecutive Games With RBI		1987 Jack Clark.....	136
1961 Bill White.....	10	Most Bases On Balls (Switch-Hitter)	
Highest Batting Average (Left-Handed)		1910 Miller Huggins.....	116
1899 Jesse Burkett.....	402	Most Intentional Bases On Balls	
Highest Batting Average (Right-Handed)		1958 Stan Musial.....	26
1924 Rogers Hornsby.....	424	Most Strikeouts (Left-Handed)	
Highest Batting Average (Switch-Hitter)		1992 Ray Lankford.....	147
1985 Willie McGee.....	353	Most Strikeouts (Right-Handed)	
Most Total Bases (Left-Handed)		1997 Ron Gant.....	162
1948 Stan Musial.....	429	Fewest Strikeouts	
Most Total Bases (Right-Handed)		1927 Frank Frisch (153 Games).....	10
1922 Rogers Hornsby.....	450	Most Consecutive Games Hit Safely (Left-Handed)	
Most Long Hits (Left-Handed)		1950 Stan Musial.....	30
1948 Stan Musial.....	103	Most Consecutive Games Hit Safely (Right-Handed)	
Most Long Hits (Right-Handed)		1922 Rogers Hornsby.....	33
1922 Rogers Hornsby.....	102	Most Grounded Into Double Plays	
Most Sacrifice Hits		1973 Ted Simmons.....	29
1943 Harry Walker.....	36	Fewest Grounded Into Double Plays	
Most Sacrifice Flies		1965, 1969 Lou Brock.....	2
1982 George Hendrick.....	14	1997 Ron Gant.....	2
Most Stolen Bases (Left-Handed)		Most Game Winning RBI (Left-Handed)	
1974 Lou Brock.....	118	1982 Keith Hernandez.....	21
Most Stolen Bases (Right-Handed)		Most Game Winning RBI (Right-Handed)	
1982 Lonnie Smith.....	68	1984 George Hendrick.....	16
Most Stolen Bases (Switch-Hitter)		Most Game-Winning RBI (Switch-Hitter)	
1985 Vince Coleman.....	110	1985 Willie McGee.....	17
Most Caught Stealing		Most Pinch-Hits (Left-Handed)	
1914 Miller Huggins.....	36	1970 Vic Davalillo.....	24
Highest Slugging Average (Left-Handed)		1993 Gerald Perry.....	24
1948 Stan Musial.....	702	Most Pinch-Hits (Right-Handed)	
Highest Slugging Average (Right-Handed)		1953 Peanuts Lowrey.....	22
1922 Rogers Hornsby.....	756	Most Pinch-Hits (Switch-Hitter)	
Most Home Runs (Left-Handed)		1962 Red Schoendienst.....	22
1940 Johnny Mize.....	43	Most Hits By Pitcher	
Most Home Runs (Right-Handed)		1902 Mike O'Neill.....	43
1922 Rogers Hornsby.....	42	Most Home Runs By Pitcher	
Most Home Runs (Switch Hitter)		1965, 1972 Bob Gibson.....	5
1934 Ripper Collins.....	35	Most Runs Batted In By Pitcher	
Most Home Runs At Home		1935 Dizzy Dean.....	21
1940 Johnny Mize.....	25		

CARDINALS YEARLY BATTING LEADERS

BATTING AVERAGE

1892	Caruthers	277	1965	Flood	310
1893	Brodie	318	1966	Cepeda	303
1894	Miller	339	1967	Flood	335
1895	Cooley	339	1968	Flood	301
1896	Parrott	291	1969	Brock	298
1897	Douglas	329	1970	Torre	325
1898	Cross	317	1971	Torre*	363
1899	Burkett	402	1972	Alou	314
1900	McGraw	344	1973	Simmons	310
1901	Burkett*	382	1974	McBride, Smith	309
1902	Donovan	315	1975	Simmons	332
1903	Donovan	327	1976	Crawford	304
1904	Beckley	325	1977	Templeton	322
1905	Smoot	311	1978	Hendrick	288
1906	Amdt	270	1979	Hernandez*	344
1907	Murray	262	1980	Hernandez	321
1908	Murray	282	1981	Iorg	327
1909	Konetchy	286	1982	L. Smith	307
1910	Konetchy	302	1983	L. Smith	321
1911	Evans	294	1984	McGee	291
1912	Konetchy	314	1985	McGee*	353
1913	Oakes	291	1986	Smith	280
1914	Miller	290	1987	Smith	303
1915	Long	294	1988	McGee	292
1916	Hornsby	313	1989	Guerrero	311
1917	Hornsby	327	1990	McGee*	335
1918	Fisher	317	1991	Jose	305
1919	Hornsby	318	1992	Jose, O. Smith	295
1920	Hornsby*	370	1993	Jefferies	342
1921	Hornsby*	397	1994	Jefferies	325
1922	Hornsby*	401	1995	Gilkey	298
1923	Hornsby*	384	1996	Jordan	310
1924	Hornsby*	424	1997	DeShields	2954
1925	Hornsby*	403		Lankford	2946
1926	Bell	325				
1927	Frisch	337				
1928	Hafey	337				
1929	Hafey	338				
1930	Watkins	373				
1931	Hafey*	349				
1932	Orsatti	336				
1933	Martin	316				
1934	Collins	333				
1935	Medwick	353				
1936	Medwick	351				
1937	Medwick*	374				
1938	Mize	337				
1939	Mize*	349				
1940	Mize	314				
1941	Mize	317				
1942	Slaughter	318				
1943	Musial*	357				
1944	Musial	347				
1945	Kurowski	323				
1946	Musial*	365				
1947	Musial	312				
1948	Musial*	376				
1949	Musial	338				
1950	Musial*	346				
1951	Musial*	355				
1952	Musial*	336				
1953	Schoendienst	342				
1954	Musial	330				
1955	Musial	319				
1956	Musial	310				
1957	Musial*	351				
1958	Musial	337				
1959	Cunningham	345				
1960	Boyer	304				
1961	Boyer	329				
1962	Musial	330				
1963	Groat	319				
1964	Brock	348				

RUNS

1892	Brodie	85
1893	Dowd	114
1894	Shugart	103
1895	Cooley	106
1896	Dowd	93
1897	Douglas	77
1898	Harley	74
1899	Burkett	115
1900	Burkett	88
1901	Burkett*	139
1902	Donovan	70
1903	Farrell	83
1904	Shannon	84
1905	Shannon, Smoot	73
1906	Bennett	66
1907	Byrne, Holly	55
1908	Murray	64
1909	Konetchy	88
1910	Huggins	101
1911	Huggins	106
1912	Huggins	82
1913	Huggins, Konetchy	74
1914	Huggins	85
1915	Butler, Miller	73
1916	Bescher	78
1917	Hornsby	86
1918	Hornsby	51
1919	Hornsby	68
1920	Hornsby	96
1921	Hornsby*	131
1922	Hornsby*	141
1923	Smith	98
1924	Hornsby*	121
1925	Hornsby*	133
1926	Bottomley	96
1927	Frisch	112
1928	Bottomley	123
1929	Douthit	128

* Led league

CARDINALS YEARLY BATTING LEADERS

(CONTINUED)

RUNS (Continued)		HITS			
1930	Frisch	121	1892	Werden.....	154
1931	Frisch	96	1893	Dowd	164
1932	Collins	82	1894	Miller.....	163
1933	Martin*	122	1895	Cooley	191
1934	Collins	116	1896	Dowd, Parrott.....	138
1935	Medwick	132	1897	Douglas	170
1936	Martin	121	1898	Cross	191
1937	Medwick*	111	1899	Burkett	228
1938	Medwick	100	1900	Burkett	203
1939	Mize*	104	1901	Burkett*	228
1940	Mize	111	1902	Barclay	163
1941	Moore	86	1903	Smoot.....	148
1942	Slaughter	100	1904	Beckley.....	179
1943	Musial.....	108	1905	Smoot.....	166
1944	Musial	112	1906	Bennett.....	156
1945	Adams	98	1907	Byrne	143
1946	Musial*	124	1908	Murray	167
1947	Musial	113	1909	Konetchy	165
1948	Musial*	135	1910	Konetchy	157
1949	Musial	128	1911	Konetchy	165
1950	Musial	105	1912	Konetchy	169
1951	Musial*	124	1913	Oakes.....	156
1952	Hemus, Musial*	105	1914	Miller.....	166
1953	Musial	127	1915	Long	149
1954	Musial*	120	1916	Hornsby	155
1955	Musial	97	1917	Hornsby	171
1956	Blasingame	94	1918	Paulette	126
1957	Blasingame	108	1919	Hornsby	163
1958	Boyer	101	1920	Hornsby*	218
1959	Blasingame	90	1921	Hornsby*	235
1960	Boyer	95	1922	Hornsby*	250
1961	Boyer	109	1923	Bottomley	194
1962	Flood	99	1924	Hornsby*	227
1963	Flood.....	112	1925	Bottomley*	227
1964	Boyer	100	1926	Bell	189
1965	Brock	107	1927	Frisch	208
1966	Brock	94	1928	Douthit	181
1967	Brock*	113	1929	Douthit	206
1968	Brock	92	1930	Douthit	201
1969	Brock	97	1931	Adams	178
1970	Brock	114	1932	Collins.....	153
1971	Brock*	126	1933	Martin	189
1972	Brock	81	1934	Collins.....	200
1973	Brock	110	1935	Medwick	224
1974	Brock	105	1936	Medwick*	233
1975	Simmons	80	1937	Medwick*	237
1976	Brock	73	1938	Medwick	190
1977	Templeton	94	1939	Medwick	201
1978	Hernandez	90	1940	Mize	182
1979	Hernandez*	116	1941	Brown	168
1980	Hernandez*	111	1942	Slaughter*	188
1981	Hendrick	67	1943	Musial*	220
1982	L. Smith*	120	1944	Musial*	197
1983	L. Smith	83	1945	Adams	169
1984	McGee	82	1946	Musial*	228
1985	McGee	114	1947	Musial	183
1986	Coleman	94	1948	Musial*	230
1987	Coleman	121	1949	Musial*	207
1988	Smith	80	1950	Musial*	192
1989	Coleman	94	1951	Musial	205
1990	McGee	76	1952	Musial*	194
1991	O. Smith	96	1953	Musial	200
1992	Lankford	87	1954	Musial	195
1993	Gilkey	99	1955	Musial	179
1994	Lankford	89	1956	Musial	184
1995	Jordan	83	1957	Blasingame, Musial	176
1996	Lankford	100	1958	Boyer	175
1997	Lankford	94	1959	Blasingame	178
			1960	Boyer	168
			1961	Boyer	194
			1962	White	199

CARDINALS YEARLY BATTING LEADERS

(CONTINUED)

HITS (Continued)

1963	Groat	201
1964	Flood*	211
1965	Flood	191
1966	Brock	183
1967	Brock	206
1968	Flood	186
1969	Brock	195
1970	Torre	203
1971	Torre*	230
1972	Brock	193
1973	Brock	193
1974	Brock	194
1975	Simmons	193
1976	Simmons	159
1977	Templeton	200
1978	Templeton	181
1979	Templeton*	211
1980	Hernandez	191
1981	Hernandez	115
1982	L. Smith	182
1983	McGee	172
1984	McGee	166
1985	McGee*	216
1986	Smith	144
1987	Smith	182
1988	McGee	164
1989	Guerrero	177
1990	McGee	168
1991	Jose	173
1992	Lankford	175
1993	Jefferies	186
1994	Jefferies	129
1995	Jordan	145
1996	Mabry	161
1997	DeShields	169

DOUBLES

1892	Glasscock	27
1893	Werden	22
1894	Connor	28
1895	Connor	29
1896	Connor	21
1897	Hartman	21
1898	Cross	28
1899	Wallace	28
1900	Keister	26
1901	Wallace	34
1902	Smoot	19
1903	Farrell	25
1904	Brain	24
1905	Smoot	21
1906	Beckley, Bennett	16
1907	Holly	18
1908	Konetchy, Murray	19
1909	Konetchy	23
1910	Mowrey	24
1911	Konetchy*	38
1912	Konetchy	25
1913	Konetchy, Mowrey	18
1914	Miller, Wilson	27
1915	Snyder	22
1916	Bescher	24
1917	Hornsby	24
1918	Hornsby	19
1919	McHenry	19
1920	Hornsby*	44
1921	Hornsby*	44
1922	Hornsby*	46
1923	Bottomley	34
1924	Hornsby*	43
1925	Bottomley*	44

1926	Bottomley*	40
1927	Bottomley, Frisch	31
1928	Hafey	46
1929	Hafey	47
1930	Frisch	46
1931	Adams*	46
1932	Watkins	35
1933	Medwick	40
1934	Collins, Medwick	40
1935	Medwick	46
1936	Medwick*	64
1937	Medwick*	56
1938	Medwick*	47
1939	Slaughter*	52
1940	Moore	33
1941	Mize*	39
1942	Marion	38
1943	Musial*	48
1944	Musial*	51
1945	Sanders	29
1946	Musial*	50
1947	Slaughter	31
1948	Musial*	46
1949	Musial*	41
1950	Schoendienst*	43
1951	Schoendienst	32
1952	Musial*	42
1953	Musial*	53
1954	Musial*	41
1955	Musial	30
1956	Musial	33
1957	Musial	38
1958	Musial	35
1959	Cimoli	40
1960	Cunningham	28
1961	White	28
1962	White	31
1963	Groat*	43
1964	White	37
1965	Brock	35
1966	Brock, Cepeda	24
1967	Cepeda	37
1968	Brock*	46
1969	Brock	33
1970	Cardenal	32
1971	Brock	37
1972	Simmons	36
1973	Simmons	36
1974	Simmons	33
1975	Simmons	32
1976	Simmons	35
1977	Hernandez	41
1978	Simmons	40
1979	Hernandez*	48
1980	Hernandez	39
1981	Hernandez	27
1982	L. Smith	35
1983	Hendrick	33
1984	Hendrick	28
1985	Herr	38
1986	Herr	30
1987	Smith	40
1988	Smith	27
1989	Guerrero*	42
1990	McGee	32
1991	Jose	40
1992	Lankford	40
1993	Gilkey	40
1994	Jefferies	27
1995	Lankford	35
1996	Jordan, Lankford	36
1997	Clayton	39

CARDINALS YEARLY BATTING LEADERS

(CONTINUED)

TRIPLES

1892	Brodie	9
1893	Werden*	33
1894	Connor	25
1895	Cooley	21
1896	Parrott	12
1897	Turner	12
1898	Stenzel	11
1899	Wallace, Heidrick	14
1900	Burkett	12
1901	Burkett	17
1902	Krueger	8
1903	Brain	15
1904	Brain	12
1905	Smoot	16
1906	Smoot	10
1907	Murray	10
1908	Murray	15
1909	Konetchy	14
1910	Konetchy	16
1911	Evans, Konetchy	13
1912	Konetchy	13
1913	Konetchy	17
1914	Wilson	12
1915	Long	25
1916	Hornsby	15
1917	Hornsby*	17
1918	Hornsby	11
1919	McHenry	11
1920	Hornsby	20
1921	Hornsby*	18
1922	Hornsby	14
1923	Bottomley	14
1924	Hornsby	14
1925	Bottomley	12
1926	Bell, Bottomley	14
1927	Bottomley	15
1928	Bottomley*	20
1929	Bottomley, Frisch	12
1930	Hafey	12
1931	Watkins	13
1932	Gelbert	9
1933	Martin	12
1934	Medwick*	18
1935	Medwick	13
1936	Medwick	13
1937	Gutteridge, Medwick	10
1938	Mize*	16
1939	Mize	14
1940	Mize, Slaughter	13
1941	Hopp	11
1942	Slaughter*	17
1943	Musial*	20
1944	Musial	14
1945	Hopp, Verban	8
1946	Musial*	20
1947	Musial, Slaughter	13
1948	Musial*	18
1949	Musial, Slaughter*	13
1950	Schoendienst	9
1951	Musial*	12
1952	Slaughter	12
1953	Hemus	11
1954	Moon, Musial	9
1955	Moon	8
1956	Moon	11
1957	Dark	8
1958	Blasingame	10
1959	White	9
1960	Boyer, White	10
1961	Boyer, White	11
1962	Boyer, Flood, Javier	5

1963	Groat	11
1964	Boyer	10
1965	Brock	8
1966	McCarver*	13
1967	Brock	12
1968	Brock	14
1969	Brock	10
1970	Torre	9
1971	Torre	8
1972	Brock	8
1973	Brock	8
1974	Smith	9
1975	McBride	9
1976	Tyson	9
1977	Templeton*	18
1978	Templeton*	13
1979	Templeton*	19
1980	Templeton	9
1981	Herr	9
1982	McGee, L. Smith	8
1983	Green	10
1984	McGee	11
1985	McGee*	18
1986	Coleman	8
1987	McGee	11
1988	Coleman	10
1989	Coleman	9
1990	Coleman	9
1991	Lankford*	15
1992	Alicea	11
1993	Jordan, O. Smith	6
1994	Alicea, Lankford	5
1995	Gilkey, Jordan	4
1996	Lankford	8
1997	DeShields*	14

HOME RUNS

1892	Werden	8
1893	Brodie	2
1894	Ely	12
1895	Connor	8
1896	Connor	11
1897	Grady	7
1898	Cross, Clements	3
1899	Wallace	12
1900	Donlin	10
1901	Burkett	10
1902	Barclay, Smoot	3
1903	Smoot	4
1904	Brain	7
1905	Grady, Smoot	4
1906	Grady	3
1907	Murray	7
1908	Murray	7
1909	Konetchy	4
1910	Ellis	4
1911	Konetchy	6
1912	Konetchy	8
1913	Konetchy	7
1914	Wilson	9
1915	Bescher	4
1916	Bescher, Hornsby, Smith	6
1917	Hornsby	8
1918	Cruise	6
1919	Hornsby	8
1920	McHenry	10
1921	Hornsby	21
1922	Hornsby*	42
1923	Hornsby	17
1924	Hornsby	25
1925	Hornsby*	39
1926	Bottomley	19
1927	Bottomley	19

CARDINALS YEARLY BATTING LEADERS

(CONTINUED)

				RBI
1928	Bottomley*	31	1892	Werden.....84
1929	Bottomley, Hafey	29	1893	Werden.....94
1930	Hafey	26	1894	Ely.....89
1931	Hafey	16	1895	Connor.....77
1932	Collins	21	1896	Connor.....72
1933	Medwick	18	1897	Hartman.....67
1934	Collins*	35	1898	Cross.....79
1935	Collins, Medwick	23	1899	Wallace.....108
1936	Mize	19	1900	Keister.....72
1937	Medwick*	31	1901	Wallace.....91
1938	Mize	27	1902	Barclay.....53
1939	Mize*	28	1903	Brain.....60
1940	Mize*	43	1904	Brain.....72
1941	Mize	16	1905	Smoot.....58
1942	Slaughter	13	1906	Beckley.....44
1943	Kurowski, Musial	13	1907	Murray.....46
1944	Kurowski	20	1908	Murray.....62
1945	Kurowski	27	1909	Konetchy.....80
1946	Slaughter	18	1910	Konetchy.....78
1947	Kurowski	27	1911	Konetchy.....88
1948	Musial	39	1912	Konetchy.....82
1949	Musial	36	1913	Konetchy.....68
1950	Musial	28	1914	Miller.....88
1951	Musial	32	1915	Miller.....72
1952	Musial	21	1916	Hornsby.....65
1953	Musial	30	1917	Hornsby.....66
1954	Musial	35	1918	Hornsby.....60
1955	Musial	33	1919	Hornsby.....71
1956	Musial	27	1920	Hornsby*.....94
1957	Musial	29	1921	Hornsby*.....126
1958	Boyer	23	1922	Hornsby*.....152
1959	Boyer	28	1923	Stock.....96
1960	Boyer	32	1924	Bottomley.....111
1961	Boyer	24	1925	Hornsby*.....143
1962	Boyer	24	1926	Bottomley*.....120
1963	White	27	1927	Bottomley.....124
1964	Boyer	24	1928	Bottomley*.....136
1965	White	24	1929	Bottomley.....137
1966	Cepeda	17	1930	Frisch.....114
1967	Cepeda	25	1931	Hafey.....95
1968	Cepeda	16	1932	Collins.....91
1969	Torre	18	1933	Medwick.....98
1970	Allen	34	1934	Collins.....116
1971	Torre	24	1935	Medwick.....126
1972	Simmons	16	1936	Medwick*.....138
1973	Simmons, Torre	13	1937	Medwick*.....154
1974	Smith	23	1938	Medwick*.....122
1975	Smith	19	1939	Medwick.....117
1976	Cruz	13	1940	Mize*.....137
1977	Simmons	21	1941	Mize.....100
1978	Simmons	22	1942	Slaughter.....98
1979	Simmons	26	1943	Cooper, Musial.....81
1980	Hendrick	25	1944	Sanders.....102
1981	Hendrick	18	1945	Kurowski.....102
1982	Hendrick	19	1946	Slaughter*.....130
1983	Hendrick	18	1947	Kurowski.....104
1984	Green	15	1948	Musial*.....131
1985	Clark	22	1949	Musial.....123
1986	Van Slyke	13	1950	Musial.....109
1987	Clark	35	1951	Musial.....108
1988	Brunansky	22	1952	Slaughter.....101
1989	Brunansky	20	1953	Musial.....113
1990	Zeile	15	1954	Musial.....126
1991	Zeile	11	1955	Musial.....108
1992	Lankford	20	1956	Musial*.....109
1993	Whiten	25	1957	Ennis.....105
1994	Lankford, Zeile	19	1958	Boyer.....90
1995	Lankford	25	1959	Boyer.....94
1996	Gant	30	1960	Boyer.....97
1997	Lankford	31		

CARDINALS YEARLY BATTING LEADERS

(CONTINUED)

RBI (Continued)

1961	Boyer	95
1962	White	102
1963	Boyer	111
1964	Boyer*	119
1965	Flood	83
1966	Flood	78
1967	Cepeda	111
1968	Shannon	79
1969	Torre	101
1970	Allen	101
1971	Torre*	137
1972	Simmons	96
1973	Simmons	91
1974	Simmons	103
1975	Simmons	100
1976	Simmons	75
1977	Simmons	95
1978	Simmons	80
1979	Hernandez	105
1980	Hendrick	109
1981	Hendrick	61
1982	Hendrick	104
1983	Hendrick	97
1984	Hendrick	69
1985	Herr	110
1986	Herr, Van Slyke	61
1987	Clark	106
1988	Brunansky	79
1989	Guerrero	117
1990	Guerrero	80
1991	Zeile	81
1992	Lankford	86
1993	Zeile	103
1994	Zeile	75
1995	Lankford	82
1996	Jordan	104
1997	Lankford	98

STOLEN BASES**

1898	Stenzel	21
1899	Heidrick	55
1900	Donovan	45
1901	Heidrick	32
1902	Donovan	34
1903	Burke	28
1904	Shay	36
1905	Shannon	27
1906	Bennett	20
1907	Murray	23
1908	Murray	48
1909	Konetchy	25
1910	Huggins	34
1911	Huggins	37
1912	Huggins	35
1913	Konetchy	27
1914	Dolan	42
1915	Bescher, Miller	27
1916	Bescher	39
1917	Smith	25
1918	Baird	25
1919	Smith	30
1920	Fournier	26
1921	Fournier	20
1922	Smith	18
1923	Smith	32
1924	Smith	24
1925	Smith	20
1926	Douthit	23
1927	Frisch*	48

1928	Frisch	29
1929	Frisch	24
1930	Frisch	15
1931	Frisch*	28
1932	Frisch, Watkins	18
1933	Martin*	26
1934	Martin*	23
1935	Martin	20
1936	Martin*	23
1937	Moore	13
1938	Gutteridge	14
1939	Four players tied	6
1940	Moore	18
1941	Hopp	15
1942	Hopp	14
1943	Klein, Musial	9
1944	Hopp	15
1945	Schoendienst*	26
1946	Schoendienst, Walker	12
1947	Schoendienst	6
1948	Musial	7
1949	Schoendienst	8
1950	Glaviano	6
1951	Hemus, Slaughter	7
1952	Schoendienst	9
1953	Slaughter	4
1954	Moon	18
1955	Boyer	22
1956	Moon	12
1957	Blasingame	21
1958	Blasingame	20
1959	Blasingame, White	15
1960	Javier	19
1961	Javier	11
1962	Javier	26
1963	Javier	18
1964	Brock	33
1965	Brock	63
1966	Brock*	74
1967	Brock*	52
1968	Brock*	62
1969	Brock*	53
1970	Brock	51
1971	Brock*	64
1972	Brock*	63
1973	Brock*	70
1974	Brock*	118
1975	Brock	56
1976	Brock	56
1977	Brock	35
1978	Templeton	34
1979	Scott	37
1980	Templeton	31
1981	Herr	23
1982	L. Smith	68
1983	L. Smith	43
1984	L. Smith	50
1985	Coleman*	110
1986	Coleman*	107
1987	Coleman*	109
1988	Coleman*	81
1989	Coleman*	65
1990	Coleman*	77
1991	Lankford	44
1992	O, Smith	43
1993	Jefferies	46
1994	Gilkey	15
1995	Jordan, Lankford	24
1996	Lankford	35
1997	DeShields	55

** Stolen bases counted only from 1898, when the modern rule defining the stolen base was adopted.

CAREER GAMES BY POSITION

FIRST BASE	Years	Games
1. Jim Bottomley	1922-32	1,340
2. Keith Hernandez	1974-83	1,118
3. Stan Musial	1941-44; 46-63	1,016
4. Ed Konetchy	1907-13	979
5. Bill White	1959-65; 69	972
SECOND BASE		
1. Julian Javier	1960-71	1,547
2. Red Schoendienst	1945-56; 61-63	1,429
3. Frankie Frisch	1927-37	1,153
4. Rogers Hornsby	1915-26; 33	997
5. Tom Herr	1979-1988	987
SHORTSTOP		
1. Ozzie Smith	1982-1996	1,929
2. Marty Marion	1940-50	1,492
3. Dal Maxvill	1962-72	1,054
4. Garry Templeton	1976-81	700
5. Leo Durocher	1933-37	681
THIRD BASE		
1. Ken Boyer	1955-65	1,539
2. Ken Reitz	1972-75; 77-80	1,081
3. Terry Pendleton	1984-90	908
4. Whitey Kurowski	1941-49	868
5. Milt Stock	1919-23	661
OUTFIELD		
1. Lou Brock	1964-79	2,206
2. Stan Musial	1941-44; 46-63	1,896
3. Enos Slaughter	1938-42; 46-53	1,751
4. Curt Flood	1958-69	1,687
5. WILLIE McGEE	1982-90; 96-	1,295
CATCHER		
1. Ted Simmons	1968-80	1,440
2. Del Rice	1945-55; 60	1,018
3. Tim McCarver	1959-61; 63-69; 73-74	960
4. TOM PAGNOZZI	1987-	783
5. Jimmie Wilson	1928-33	638

SINGLE-SEASON FIELDING LEADERS BY POSITION

POS	PLAYER	YEAR	G	TC	E	PCT
1B	Keith Hernandez	1981	98	1143	3	.997
2B	Jose Oquendo	1990	150	681	3	.996
SS	Ozzie Smith	1991	150	639	8	.987
3B	Ken Reitz	1977	157	450	9	.980
OF	Curt Flood	1966	159	396	0	1.000
OF	Ray Lankford	1996	144	366	1	.997
OF	Tony Scott	1980	134	330	1	.997
C	Tom Pagnozzi	1992	138	742	1	.999

MOST SEASONS APPEARED WITH CARDINALS

Seasons	Players	Years
22	Stan Musial	1941-44, 46-63
18	Jesse Haines	1920-37
17	Bob Gibson	1959-75
16	Lou Brock	1964-79
15	Bob Forsch	1974-88
	Red Schoendienst	1945-56, 61-63
	Ozzie Smith	1982-96
14	Bill Sherdel	1918-30, 32

CLUB RECORDS

Most Players.....	51 (24 pitchers) in 1997
Fewest Players	25 in 1904
Most Games.....	164 in 1989
Most At-Bats	5,734 in 1979 (163 games)
Most Runs.....	1,004 in 1930 (154 games)
Most Opponents' Runs	806 in 1929 (154 games)
Fewest Runs	372 in 1908 (154 games)
Most Hits	1,732 in 1930 (154 games)
Fewest Hits	1,105 in 1908 (154 games)
Most Singles.....	1,223 in 1920 (155 games)
Most Doubles.....	373 in 1939 (154 games)
Most Triples	96 in 1920 (155 games)
Most Homers	144 in 1997 (162 games)
Fewest Homers(154 or 162-game schedule)	10 in 1906
Most Homers at Sportsman's Park — Home & Opponent	176 in 1955
Most Homers at Busch Stadium — Home & Opponent	151 in 1996
Most Grand Slams.....	7 in 1961
Most Pinch Home Runs	7 in 1946, 1960
Most Total Bases	2,595 in 1930 (154 games)
Most Long Hits.....	566 in 1930 (154 games)
Most Extra Bases on Long Hits	863 in 1930 (154 games)
Most Sacrifices (S.H. and S.F.).....	212 in 1926 (156 games)
Most Sacrifice Hits.....	172 in 1943 (147 games)
Most Sacrifice Flies	66 in 1954 (154 games)
Most Stolen Bases	314 in 1985 (162 games)
Most Caught Stealing	118 in 1992(162 games)
Most Bases on Balls	655 in 1910 (153 games)
Most Strikeouts	1191 in 1997 (162 games)
Fewest Strikeouts	414 in 1925 (153 games)
Most Hit By Pitch	78 in 1910 (153 games)
Fewest Hit By Pitch	15 in 1925 (153 games)
Most Runs Batted In	942 in 1930 (154 games)
Most Game-Winning RBIs	94 in 1985 (162 games)
Highest Batting Average314 in 1930 (154 games)
Lowest Batting Average223 in 1908 (154 games)
Highest Slugging Average.....	.471 in 1930 (154 games)
Lowest Slugging Average288 in 1908 (154 games)
Most Grounded Into Double Play	166 in 1958 (154 games)
Fewest Grounded Into Double Play	75 in 1945 (155 games)
Most Left On Bases	1,251 in 1939 (155 games)
Fewest Left On Bases.....	957 in 1995 (143 games)
Most .300 Hitters	11 in 1930
Most Putouts.....	4,460 in 1979 (163 games)
Fewest Putouts.....	3,797 in 1995 (143 games)
Most Assists	2,293 in 1917 (154 games)
Fewest Assists	1,595 in 1935 (154 games)
Most Chances Accepted	6,459 in 1917 (154 games)
Fewest Chances Accepted	5,532 in 1995 (143 games)
Most Errors	348 in 1908 (154 games)
Fewest Errors.....	94 in 1992 (162 games)
Most Errorless Games	100 in 1992(162 games)
Most Consecutive Errorless Games.....	16 in 1992
Most Double Plays	192 in 1974 (161 games)
Fewest Double Plays.....	114 in 1990 (162 games)
Most Passed Balls	38 in 1906 (154 games)
Fewest Passed Balls	4 in 1925 (153 games)
Highest Fielding Average985 in 1992 (162 games)
Lowest Fielding Average946 in 1908 (154 games)
Highest Home Attendance	3,080,980 in 1989
Highest Road Attendance.....	2,612,017 in 1993
Most Games Won	106 in 1942
Most Games Lost.....	111 in 1898
Most Games Lost — Since 1900	105 in 1908
Most Games Won — Month.....	26, July 1944
Most Games Lost — Month	27, September 1908
Highest Percentage Games Won703 in 1876 (Won 45, Lost 19)
Highest Percentage Games Won — Since 1900.....	.688 in 1942 (Won 106, Lost 48)
Lowest Percentage Games Won.....	.221 in 1897 (Won 29, Lost 102)
Lowest Percentage Games Won — Since 1900314 in 1903 (Won 43, Lost 94)

CLUB RECORDS

(CONTINUED)

Most Shutouts Won	30 in 1968
Most Shutouts Lost	33 in 1908
Most 1-0 Games Won.....	8 in 1907 and 1968
Most 1-0 Games Lost	8 in 1918
Most Consecutive Games Won	14 in 1935
Most Consecutive Games Lost.....	15 in 1909
League Championships	15
Last-Place Finishes.....	9 (Tied in 1916)
Most Runs — Game	28 vs. Philadelphia, July 6, 1929, Second Game
Most Runs — Game — By Opponent.....	28 by Boston, September 3, 1896, First Game
Most Runs — Game — By Opponent — Since 1900	24 by Pittsburgh, June 22, 1925
Most Runs — Inning	12 vs. Philadelphia, September 15, 1926, First Game, Third Inning
Most Runs — Shutout Game	18 vs. Cincinnati, June 10, 1944
Most Runs — Shutout Game — By Opponent.....	19 by Pittsburgh, August 3, 1961
Most Runs — Doubleheader Shutout	16 vs. Brooklyn, September 21, 1934
Most Hits — Game	30 vs. New York, June 1, 1895
Longest 1-0 Game Won	14 Innings vs. Boston, June 15, 1939
Longest 1-0 Game Lost	18 Innings vs. New York, July 2, 1933, First Game
Most Hits — Game — Since 1900	28 vs. Philadelphia, July 6, 1929, Second Game
Most Home Runs — Game	7 vs. Brooklyn, May 7, 1940
.....	7 at Chicago, July 12, 1996
Most Consecutive Games — One or More Homers.....	12 (18 homers), 1955
.....	12 (15 homers), 1994
Most Total Bases — Game	49 vs. Brooklyn, May 7, 1940
Largest Crowd — Day Game	52,916 vs. Cincinnati, September 28, 1996
Largest Crowd — Doubleheader	49,743 vs. Atlanta, June 23, 1968
Largest Crowd — Night Game.....	53,415 vs. Chicago, July 30, 1994
Largest Crowd — Home Opener	52,841 vs. Montreal, April 8, 1996

CARDINALS ROOKIE RECORDS

PITCHING

Games	77, Mike Perez, 1992
Games Won	21, Johnny Beazley, 1942
Games Lost	20, Ted Breitenstein, 1892, and Jesse Haines, 1920
Games Started	37, Jesse Haines, 1920
Complete Games.....	28, Ted Breitenstein, 1892
Shutouts	6, Harvey Haddix, 1953
Innings Pitched	301.2, Jesse Haines, 1920
Strikeouts	191, Dizzy Dean, 1932
Walks	148, Ted Breitenstein, 1892
Saves	*36, Todd Worrell, 1986
Winning Pct. **810 (17-4), Ted Wilks, 1944
ERA ***	2.13, Johnny Beazley, 1942

*Major League rookie record. **Minimum of 18 decisions. ***Minimum of 154/162 innings pitched.

BATTING

At-Bats	636, Vince Coleman, 1985
Batting Average	** .373, George Watkins, 1930
Runs	109, John Heidrick, 1899
Hits	194, John Heidrick, 1899
Singles	157, John Heidrick, 1899
Doubles	40, Joe Medwick, 1933
Triples	25, Tommy Long, 1915
Home Runs	21, Ray Jablonski, 1953
Extra-Base Hits	68, Joe Medwick, 1933
Total Bases	296, Joe Medwick, 1933
Slugging Average.....	** .621, George Watkins, 1930
Runs-Batted-In.....	112, Ray Jablonski, 1953
Walks	75, Solly Hemus, 1951
Strikeouts.....	119, Hector Cruz, 1976
Stolen Bases.....	**110, Vince Coleman, 1985
Pinch Hits	20, Joe Frazier, 1954

**Major League rookie record

CARDINALS' FIRST-ROUND PICKS IN FREE-AGENT DRAFT

JUNE DRAFT

Year	Player	Pos.	Order In Draft
1965	Joe DiFabio	RHP	20
1966	Leron Lee	INF/OF	7
1967	Ted Simmons	C/OF	10
1968	James Hairston	OF	19
1969	Charles Minnott	LHP	20
1970	Jim Browning	RHP/SS	11
1971	Ed Kurpiel	1B/OF	8
1972	Dan Larson	P	21
1973	Joe Edelen	3B	12
1974	Garry Templeton	SS	13
1975	David Johnson	P	16
1976	Leon Durham	1B	15
1977	Terry Kennedy	C	6
1978	Robert Hicks	1B	15
1979	Andy Van Slyke	OF	6
1980	Don Collins	RHP	15
1981	Bobby Meacham	SS	8
1982	Todd Worrell	RHP	21
1983	Jim Lindeman	3B	24
1984	Mike Dunne	RHP	7
1985	Joe Magrane	LHP	18
1986	Luis Alicea	2B	23
1987	Cris Carpenter	RHP	14
1988	John Ericks	RHP	22
1988	Brad DuVall	RHP	23
1989	Paul Coleman	OF	6
1990	Donovan Osborne	LHP	13
	Aaron Holbert	SS	18
1991	Dmitri Young	3B	4
	Allen Watson	LHP	21
	Brian Barber	RHP	22
1992	Sean Lowe	RHP	15
1993	Alan Benes	RHP	16

JUNE DRAFT (continued)

Year	Player	Pos.	Order In Draft
1994	Bret Wagner	LHP	19
1995	Matt Morris	RHP	12
1996	Braden Looper	RHP	3
1997	Adam Kennedy	SS	20

JANUARY DRAFT

Year	Player	Pos.	Order In Draft
1966	Henry Urbanowica	1B	8
1967	Fred Grooms	RHP	9
1968	Mike Maselbas	RHP	20
1969	Al Hrabosky	LHP	19
1970	Don Reed	RHP	12
1971	Robert Gerdes	P	22
1972	Randal Rasmussen	SS	6
1973	Larry Storti	2B	11
1974	John Urrea	RHP	14
1975	Terry Gray	P	15
1976	Fulvio Bertolotti	C	16
1977	Curtis Reade	RHP	5
1978	Mike Gentry	RHP	16
1979	Bob Ferris	1B	5
1980	Ken Spears	OF	16
1981	Brad Luther	SS	7
1982	Tom Mauch	OF	22
1983	Jeff Perry	RHP	23
1984	Jeff Blauser	SS	8
1985	Chris Lee	RHP	17
1986	Charles Barrs	SS	24

Note: The January draft was discontinued in 1987.

TEAM HIGHS & LOWS SINCE 1970

WINNING STREAK

9 Games7/3-10/87
12 Games4/10-23/82

LOSING STREAK

10 Games5/15-25/80
11 Games5/12-23/78

LONGEST GAME — INNINGS

179/29/93 at NY	4/25/92 vs MTL
185/27/83 at HOU	
195/14/88 vs ATL	
259/11/74 at NY	

MOST RUNS INNING — CARDINALS

95/7/97 vs. PHI	6/16/87 vs PIT
105/31/82 vs SF	
117/18/64 vs NY	5/9/96 vs SF

MOST RUNS INNING — OPPONENT

95/27/90 vs LA	
119/24/81 vs PHI	7/18/94 at HOU
13 (1st inning)8/24/93 at SD	

MOST RUNS GAME — CARDINALS

168/5/93 vs FLA	9/20/92 at CHI	5/9/96 vs SF
175/7/87 at SD		
214/27/77 at CHI		

MOST RUNS GAME — OPPONENT

186/8/90 at MTL		
199/21/74 vs CHI		
217/9/88 at SF		

MOST HITS GAME — CARDINALS

205/8/86 vs SD	5/14/88 vs ATL	9/20/92 at CHI
216/3/97 vs COL	5/4/89 at LA	
227/1/83 at PIT		
238/21/78 at CIN	5/26/91 at NY	

MOST HITS GAME — OPPONENT

207/27/91 vs CIN	7/9/88 at SF	
215/4/87 vs SF		
226/15/94 vs FLA	7/30/96 at PHI	
234/22/80 at CHI		

CARDINALS' BEST / WORST SEASON RECORD VS. EACH OPPONENT SINCE 1969

TEAM	BEST HOME	WORST HOME	BEST ROAD	WORST ROAD	BEST OVERALL	WORST OVERALL
ATL	6-0 1977	0-6 1996	5-1 1976, 77, 85, 87, 88	0-6 1991, 97	11-1 1977	3-9 1974, 91
CHI	7-2 1977, 85	1-8 1978	7-2 1974, 85	2-7 1976, 78, 84	14-4 1985	3-15 1978
CIN	3-0 1981	0-6 1990	2-0 1981	1-5 1970, 71, 72, 74, 92	5-0 1981	2-10 1972
COL	4-2 1996	2-3 1997	4-2 1993, 95	0-6 1996	7-5 1993, 95	4-8 1994, 96
FLA	4-1 1997	1-2 1994	6-1 1994	0-3 1995	7-3 1994	3-4 1995
HOU	6-0 1983, 96	1-5 1970	5-1 1970, 71, 75	1-5 1974, 76, 95, 97	11-2 1996	3-9 1976, 97
LA	6-0 1989	1-5 1970, 90, 93	5-1 1993	0-6 1976	9-3 1969, 87, 89	2-10 1976
MTL	5-1 1981	3-6 1975, 86	7-2 1971, 89	1-8 1977, 80, 88	14-4 1971	5-13 1988
NY	8-1 1983	1-8 1986	8-1 1979, 82	0-9 1988	12-6 1974, 82, 83	2-9 1997
PHI	7-2 1973, 84, 91, 92	2-7 1983	6-3 1969, 71, 74 79, 86, 88	0-6 1993,	12-6 1986, 88, 91	4-14 1983
PIT	9-0 1985	1-8 1992	8-1 1984	2-7 1972, 76, 92	15-3 1985	3-15 1992
SD	5-1 1972, 74, 75, 86, 89, 93, 95	1-5 1991	5-1 1970, 73, 89, 92	0-6 1977, 78, 93, 95	10-2 1989	3-9 1978, 91
SF	5-1 1975, 79, 83, 85, 86, 97	1-5 1984	5-1 1969, 72, 85, 93	1-5 1978, 80, 89, 90	10-2 1985	3-9 1978, 90
CWS	2-1 1997	2-1 1997	- -	- -	2-1 1997	2-1 1997
CLE	1-2 1997	1-2 1997	- -	- -	1-2 1997	1-2 1997
KC			2-1 1997	2-1 1997	2-1 1997	2-1 1997
MIL			0-3 1997	0-3 1997	0-3 1997	0-3 1997
MIN	3-0 1997	3-0 1997	- -	- -	3-0 1997	3-0 1997

THE LAST TIME... CARDINALS SERIES SWEEPS

OPPONENT	SERIES DESCRIPTION	DATES
ATLANTA	3-Game Series at Atlanta	8/29-31/88
	4-Game Series at Atlanta	9/13-15/63* ****
	3-Game Series at St. Louis	7/6-8/93
	4-Game Series at St. Louis	8/14-16/89*
CHICAGO	3-Game Series at Chicago	5/17-19/88
	4-Game Series at Chicago	9/9-12/63
	3-Game Series at St. Louis	9/17-19/96
	4-Game Series at St. Louis	pre-1962
CINCINNATI	3-Game Series at Cincinnati	7/15-17/96
	4-Game Series at Cincinnati	pre-1962
	3-Game Series at St. Louis	5/15-17/87
	4-Game Series at St. Louis	pre-1962
COLORADO	3-Game Series at Colorado	8/25-27/95
	3-Game Series at St. Louis	8/30-9/1/96
FLORIDA	3-Game Series at Florida	5/20-22/94
	3-Game Series at St. Louis	8/16-18/96
HOUSTON	3-Game Series at Houston	5/20-22/96
	4-Game Series at Houston	6/3-6/68
	3-Game Series at St. Louis	9/2-4/96
	4-Game Series at St. Louis	8/18-21/83
LOS ANGELES	3-Game Series at Los Angeles	4/13-15/93
	4-Game Series at Los Angeles	7/1-4/68
	3-Game Series at St. Louis	8/28-30/92
	4-Game Series at St. Louis	7/7-8/87**
MINNESOTA	3-Game Series at St. Louis	6/30-7/2/97
MONTREAL	3-Game Series at Montreal	9/26-28/69
	3-Game Series at St. Louis	9/28-30/92
	4-Game Series at St. Louis	5/12-15/83
NEW YORK	3-Game Series at New York	6/25-27/93
	4-Game Series at New York	9/17-19/82** ***
	3-Game Series at St. Louis	8/13-15/91
PHILADELPHIA	3-Game Series at Philadelphia	7/27-29/79
	4-Game Series at Philadelphia	6/30-7/2/72
	3-Game Series at St. Louis	8/3-5/92
	4-Game Series at St. Louis	8/4-7/86
PITTSBURGH	3-Game Series at Pittsburgh	8/10-12/90
	4-Game Series at Pittsburgh	8/12-15/71
	3-Game Series at St. Louis	6/28-30/96
	4-Game Series at St. Louis	8/12-15/85*
SAN DIEGO	3-Game Series at San Diego	7/6-8/92
	4-Game Series at San Diego	7/20-23/89
	3-Game Series at St. Louis	9/7-9/95
	4-Game Series at St. Louis	7/19-22/90
SAN FRANCISCO	3-Game Series at San Francisco	6/17-19/91
	4-Game Series at San Francisco	9/9-12/93
	3-Game Series at St. Louis	9/11-13/95
	4-Game Series at St. Louis	6/8-10/62*

* Includes double-header ** Includes two double-headers *** 5-Game Series
**** At Milwaukee

THE LAST TIME... OPPONENT SERIES SWEEPS

OPPONENT	SERIES DESCRIPTION	DATES
ATLANTA	3-Game Series at Atlanta	9/4-6/95
	4-Game Series at Atlanta	5/16-19/97
	3-Game Series at St. Louis	7/22-24/96
	4-Game Series at St. Louis	pre-1962
CHICAGO	3-Game Series at Chicago	9/25-27/95
	4-Game Series at Chicago	7/29-31/72
	3-Game Series at St. Louis	6/10-12/88
	4-Game Series at St. Louis	pre-1962
CINCINNATI	3-Game Series at Cincinnati	8/19-21/86
	4-Game Series at Cincinnati	5/12-14/72*
	3-Game Series at St. Louis	9/23-25/97
	4-Game Series at St. Louis	5/4-7/90
COLORADO	3-Game Series at Colorado	8/20-22/96
	4-Game Series at Colorado	7/14-17/94
FLORIDA	3-Game Series at Florida	7/28-30/95
	3-Game Series at St. Louis	8/27-29/96
HOUSTON	3-Game Series at Houston	4/4-6/97
	3-Game Series at St. Louis	7/4-6/94
LOS ANGELES	3-Game Series at Los Angeles	7/4-6/88
	4-Game Series at Los Angeles	4/29-5/2/76
	3-Game Series at St. Louis	8/20-22/93
	4-Game Series at St. Louis	pre-1962
MILWAUKEE	3-Game Series at Milwaukee	6/16-18/97
MONTREAL	3-Game Series at Montreal	4/1-3/97
	4-Game Series at Montreal	4/25-28/85
	3-Game Series at St. Louis	6/9-11/86
NEW YORK	3-Game Series at New York	4/21-23/92
	3-Game Series at St. Louis	5/9-11/97
	4-Game Series at St. Louis	4/24-27/86
PHILADELPHIA	3-Game Series at Philadelphia	7/27-29/93
	4-Game Series at Philadelphia	pre-1962
	3-Game Series at St. Louis	4/20-22/90
	4-Game Series at St. Louis	pre-1962
PITTSBURGH	3-Game Series at Pittsburgh	9/25-27/89
	4-Game Series at Pittsburgh	7/30-8/2/92
	3-Game Series at St. Louis	5/27-29/91
	4-Game Series at St. Louis	7/3-6/97
SAN DIEGO	3-Game Series at San Diego	8/11-12/95*
	3-Game Series at St. Louis	6/23-25/80
SAN FRANCISCO	3-Game Series at San Francisco	8/14-16/95
	4-Game Series at San Francisco	7/24-26/87
	3-Game Series at St. Louis	5/4-6/84
	4-Game Series at St. Louis	pre-1962

* Includes double-header

THE LAST TIME IT HAPPENED

CARDINAL STOLE HOME

Delino DeShields, September 19, 1997, at Pittsburgh, Double steal with no outs in top of the first inning. Last Straight Steal – Mike Difelice, April 17, 1997, at Florida.

OPPONENT STOLE HOME

Vance Law, September 11, 1988, vs. Chicago as part of a double-steal.

CARDINAL HIT INSIDE-THE-PARK HOME RUN

Ron Gant, April 20, 1997, at San Diego/Hawaii, fourth inning with no runners on, off Andy Ashby.

OPPONENT HIT INSIDE-THE-PARK HOME RUN

Marquis Grissom, August 1, 1994, at Montreal, 10th inning with no runners on, off Rich Rodriguez.

CARDINAL NO-HITTER

Bob Forsch vs. Montreal, September 26, 1983, 3-0.

NO-HITTER VS. CARDINALS

Fernando Valenzuela at Los Angeles, June 29, 1990, 6-0.

CARDINAL TRIPLE PLAY

Gerónimo Peña (2b) - Ozzie Smith (ss) - Gregg Jefferies (1b) - Ozzie Smith (ss) vs. New York, second inning, May 11, 1993. Todd Hundley grounded into 4-6-3 double play; Howard Johnson caught in rundown between third and second base, 3-6. Donovan Osborne pitching.

TRIPLE PLAY VS. CARDINALS

Jay Bell (ss) - Carlos Garcia (2b) - Kevin Young (1b) at Pittsburgh, eighth inning, August 10, 1993. Gregg Jefferies lined out to shortstop with runners going on pitch. Joel Johnston pitching.

CARDINAL HIT FOR CYCLE

John Mabry at Colorado, May 18, 1996 (natural cycle).

OPPONENT HIT FOR CYCLE

Kevin McReynolds, New York at St. Louis, August 1, 1989.

CARDINAL HOMERED FROM BOTH SIDES OF PLATE

Geronimo Pena vs. San Diego, April 17, 1994; third-inning solo homer batting left-handed vs. Andy Ashby, seventh-inning solo homer batting right-handed vs. Mark Davis.

CARDINAL HIT 4 HOME RUNS IN A GAME

Mark Whiten at Cincinnati, September 7, 1993 [2].

OPPONENT HIT 3 HOME RUNS IN A GAME

Larry Parrish, Montreal at St. Louis, May 29, 1977.

CARDINAL PINCH-HIT GRAND SLAM

Ron Gant vs. San Francisco, May 8, 1996, sixth inning off Mark Gardner.

OPPONENT PINCH-HIT GRAND SLAM

Francisco Cabrera at Atlanta, July 21, 1993, eighth inning off Rod Brewer.

CARDINAL PINCH-HIT HOME RUN

Delino DeShields vs. Florida, July 26, 1997, seventh inning two-run homer off Rick Helling.

OPPONENT PINCH-HIT HOME RUN

Danny Bautista at Atlanta, August 6, 1997, ninth-inning solo homer off Mark Petkovsek.

CARDINAL BACK-TO-BACK HOME RUNS

Ray Lankford and Mark McGwire vs. Philadelphia, August 8, 1997, third inning off Mark Leiter.

OPPONENT BACK-TO-BACK HOME RUNS

Turner Ward and Al Martin at Pittsburgh, Sept. 19, 1997, fourth inning off Manny Aybar.

HOME RUN BY CARDINAL PITCHER

Donovan Osborne vs. San Diego, September 7, 1996, fifth-inning grand slam off Andy Ashby.

OPPONENT HOME RUN BY PITCHER

Dennis Cook vs. Florida, July 25, 1997, ninth inning solo homer off T.J. Mathews.

CARDINAL LEADOFF HOME RUN

Royce Clayton vs. Florida, July 26, 1997, off Tony Saunders.

CARDINAL BACK-TO-BACK SHUTOUTS

Todd Stottlemyre vs. Houston, June 2, 1996, and Alan Benes at San Diego, June 3, 1996.

BACK-TO-BACK SHUTOUTS VS. ST. LOUIS

Mike Hampton, Todd Jones, Dean Hartgraves, at Houston (combined), September 24, 1995; and Frank Castillo, at Chicago, September 25, 1995.

TEN OR MORE STRIKEOUTS BY CARDINAL PITCHER

Todd Stottlemyre (10) at Atlanta, August 7, 1997.

PITCHER WINNING BOTH GAMES OF DOUBLEHEADER

Mark Littell vs. Philadelphia, July 1, 1979.

BUSCH STADIUM 1966 — 1998

In the mid-1950s, several years after he persuaded the board of directors of Anheuser-Busch to purchase the St. Louis Cardinals, August A. Busch Jr. decided that if the team was to prosper and attract the fans necessary to support a major league franchise, it would have to move to a new stadium.

Mr. Busch took his idea for a new stadium in downtown St. Louis to city officials and civic leaders. Their interest in a major redevelopment of the downtown area and their realization that a new stadium could serve as the focal point paved the way for the laying of groundwork for the project.

In 1964, ground was broken, and on May 12, 1966, Busch Stadium officially opened as the new home of the St. Louis Cardinals. In a 12-inning inaugural, the Cardinals defeated the Atlanta Braves, 4-3.

Looking back over the stadium's 32-year past, it is clear that Mr. Busch and others involved in the project accurately anticipated that the new stadium would spur a rebirth of downtown St. Louis. With Busch Stadium as the focal point, the redevelopment of the downtown area has been marked by the addition of new office buildings, hotels, shopping complexes, parking garages and other facilities, including the International Bowling Hall of Fame and Museum.

Through the 1997 season, more than 64 million people have attended 2,455 games at Busch Stadium.

Recent improvements include the installation in 1997 of a hand-operated scoreboard flanked by flag decks commemorating the club's World Series championships and retired numbers; the return in 1996 to a natural-grass playing surface, which replaced the artificial turf that had been in place since 1970; the opening in 1996 of the Family Pavilion, featuring a variety of games and attractions for families and children, and Homer's Landing, a picnic area located above the bullpen in left-center field; and the return of a more traditional "ballpark green" color scheme for the outfield fence and stadium trim.

Other improvements include the installation in 1993 of a state-of-the-art sound system and a new large-screen video display, a Diamond Vision MARK III High Contrast system by Mitsubishi Electronics. Prior to the 1995 season, a Plaza of Champions monument display honoring the Cardinals' World Championship teams was erected near the Stan Musial statue. The Stadium Club was totally renovated and included the addition of a sports theme bar.

Busch Stadium's basic structure is concrete. The stadium is basically a two-deck facility with about half its seats in each deck. The seats completely surround the field without posts or columns to obstruct fans' views. The nearly circular structure has an outside diameter of more than 800 feet and covers more than 12 acres.

The playing field at Busch Stadium is 10 to 30 feet lower than street level. Spectators move from the entrance level either up or down to seating areas. There are eight major entrances.

Field dimensions, from home plate: left-field line, 330 feet; left-center field, 372; center field, 402; right-center field, 372; right-field line, 330. Outfield walls are 8-feet high.

Busch Stadium capacity is 49,625.

BUSCH STADIUM CHANGES FOR 1998

Statue Tributes – Beginning in 1998, a series of bronze sculptures will be unveiled outside the stadium's main gates to honor the players who helped forge the Cardinals' championship tradition. Statues of Bob Gibson and Stan Musial will be dedicated in '98, with tributes to Lou Brock and Red Schoendienst slated for 1999.

"Power Alley" Picnic Area – Similar to Homer's Landing in left-center field, the stadium's newest picnic area overlooks the Cardinals' bullpen in right-center field. The "Power Alley" features a picnic buffet and unlimited beverage service for fans who purchase tickets for reserved tables. Groups of four to 196 people can reserve tables for the entire game.

Bullpens – The Cardinals and visitors switch bullpens for 1998, with the home bullpen moving to right-center field and the visitors' relocating to left-center.

Luxury Suites – Four new luxury suites have been built behind the field-box seats behind home plate. Each suite holds about 24 people.

New Box Seats – The premium "club box" seats, originally installed before the 1996 season, have been expanded into the areas formerly occupied by the TV cameras, next to both dugouts. Behind the club boxes, a new class of fully padded "diamond box" seats has been added in the first six rows between the dugouts. An additional row of dugout box seats have been installed behind the first- and third-base lines.

Party Suites – Five new party suites are available in 1998, including the "VIP Suite," which overlooks the Cardinals' bullpen from the press-box level, and the "Birds' Nest Suite," located on the field-box level above the right-field wall.

The various changes reduce the stadium's capacity to 49,625 from 49,676.

BUSCH STADIUM ATTRACTIONS

Busch Stadium Family Pavilion – The Busch Stadium Family Pavilion, located between Gates 7 and 8, adjacent to the Stan Musial statue and Plaza of Champions, features a variety of attractions inside and outside Busch Stadium. The Family Pavilion is open before, during and after all home games, as well as for selected special events during the year. All fans with a Cardinals ticket are admitted to the Pavilion for free. There is a nominal charge for select activities. The Family Pavilion's interactive games and attractions include:

- **Power Alley** – Fans have the opportunity to step into a state-of-the-art batting cage and hit real baseballs thrown by life-size video images of popular major league pitchers.
- **Pitcher's Dream** – Pitchers can take the mound to test their speed and accuracy with the latest in radar speed pitch technology.
- **Home Run Derby** – Youngsters can take their cuts in T-ball batting cages.
- **Fantasy Play-by-Play** – Future broadcasters will get their chance to enter the broadcast booth and call great moments in Major League Baseball history and come away with a videotape of their experience.
- **Sports Video Stations** – The latest in computer sports video games will be geared to challenge rookies as well as big-leaguers.
- **Amusement** – Visitors' images are digitally inserted into a Major League Baseball scene or other unique setting and converted to a photograph.
- **Cardinal "Bird" Tags** – Watch as the "penny man" creates a custom keepsake out of a genuine U.S. penny. Visitors can wear the keepsake as Cardinal "bird" tags or collect the many unique variations.
- **Cardinals Stage** – Periodic appearances by players, coaches and other baseball celebrities. Also planned are clinics, demonstrations and entertainment.
- **Family Pavilion Food Plaza** – A place for fans to sit down and enjoy specialty food and beverages in a relaxing atmosphere.

1998 CARDINALS TICKET PRICES

Seat Location	Infield	Outfield	*Children
Dugout Box	\$30		
Field Box	\$24	\$20	
Loge Box	\$22	\$20	
Terrace Box	\$16	\$14	
Loge Reserved	\$16	\$14	
Terrace Reserved	\$11	\$11	\$6
Upper Terrace Reserved		\$6	\$2
Bleachers		\$6	
Standing Room	\$6	\$6	\$2

* Age 15 and under.

BUSCH STADIUM GROUND RULES

OUTFIELD AREA

Fair ball hitting above yellow line in left and right fields — HOME RUN. Ball hitting on or below yellow line is IN PLAY.

Fair ball bounding into field boxes, bleachers or enclosed area in left- or right-field corners or going through or under fences — TWO BASES.

DUGOUTS

Ball rolling onto top step of dugouts (which are at ground level) is IN PLAY.

Photographers' areas on infield and outfield sides of each dugout shall be considered part of the dugout.

Ball thrown by pitcher from the rubber to catch baserunner off first or third base that goes into stands or dugouts — ONE BASE.

A pitch, thrown or batted ball that hits anyone on the playing field except as otherwise provided for in the Official Rules is IN PLAY.

Ball going through wire behind plate or lodging in it — ONE BASE on throw by pitcher — TWO BASES on throw by fielder.

CARDINALS ATTENDANCE RECORDS

10 LARGEST BUSCH STADIUM CROWDS (REGULAR SEASON)

1.	53,415vs. Chicago (N), July 30, 1994
2.	53,146vs. Colorado (N), July 10, 1993
3.	52,916vs. Cincinnati (D), September 28, 1996
4.	52,841vs. Montreal (N), April 8, 1996
5.	52,657vs. Atlanta (N), July 22, 1994
6.	52,298vs. Chicago (D), August 8, 1993
7.	52,052vs. Atlanta (D), July 23, 1994
8.	51,809vs. Florida (N), May 14, 1993
9.	51,759vs. Chicago (D), August 7, 1993
10.	51,647vs. Pittsburgh (N), April 8, 1988

FIVE SMALLEST BUSCH STADIUM CROWDS

1.	1,519*vs. Pittsburgh (D), September 14, 1989
2.	3,380vs. New York (D), September 27, 1972
3.	3,912vs. New York (N), September 21, 1978
4.	4,397vs. Montreal (N), September 26, 1977
5.	4,504vs. Montreal (D), September 30, 1978

*Rescheduled makeup game.

ATTENDANCE HIGHS

Season, home3,080,980 in 1989
Season, road2,612,017 in 1993
All-Star Game49,936 on July 12, 1966
N.L. Championship Series56,782 vs. Atlanta, October 14, 1996
World Series55,347 vs. Minnesota, October 20, 21, 22 in 1987

Note: National League counted tickets sold as official attendance beginning in 1993.

BUSCH STADIUM FIRSTS

Game5/12/66, Cards 4, Atlanta 3
BatterFelipe Alou, Atlanta
HitGary Geiger, Atlanta, single
RunJerry Buchek
DoubleGary Geiger, Atlanta
TripleJulian Javier, 5/13/66
Home RunFelipe Alou, Atlanta
RBIMike Shannon
Stolen BaseLou Brock, 5/15/66
Winning PitcherDon Dennis
Losing PitcherPhil Niekro
SaveNelson Briles, 5/15/66
WalkHank Aaron by Ray Washburn
StrikeoutEddie Mathews by Washburn
Two-homer gameFelipe Alou, Atlanta
Three-homer gameLarry Parrish, Montreal, 5/29/77
Grand SlamCurt Flood, 5/25/66
Inside Park Home RunDal Maxvill, 7/17/67

CARDINALS BALLPARKS

Grand Avenue Grounds1876-77	Sportsman's Park1920-1952
Union Park1885-86, 1892-97	Busch Stadium (Grand Ave.)1953-66
League Park1898	Busch Stadium (Stadium Plaza)1966-
Robison Field1899-1920		

POSTPONED GAMES AT BUSCH STADIUM

There have been 51 regular-season games and two postseason games postponed in the 32-year history of Busch Stadium. There were a season-high four postponed games in 1967, 69, 70 and 74. The home opener has been postponed three times: in 1973 by cold weather and in 1991 and 1994 by rain. The last time the Cardinals were postponed by snow at Busch was April 10, 1997. The last postponed game occurred June 13, 1997.

Postponed Games by Year

1966.....	0	1982.....	0
1967.....	4	1983.....	2
1968.....	3	1984.....	2
1969.....	4	1985.....	1
1970.....	4	1986.....	0
1971.....	1	1987.....	3
1972.....	3	1988.....	0
1973.....	2	1989.....	2
1974.....	4	1990.....	0
1975.....	1	1991.....	2
1976.....	2	1992.....	1
1977.....	1	1993.....	0
1978.....	1	1994.....	3
1979.....	2	1995.....	0
1980.....	0	1996.....	1
1981.....	0	1997.....	2

Postponed Games by Team

9.....	Pirates
7.....	Expos
6.....	Mets, Dodgers, Braves
5.....	Cubs
3.....	Astros, Giants, Phillies
1.....	Padres, Reds, Indians

Postponed Games by Month

April -	20
May -	11
June -	7
July -	4
August -	2
September -	7
October -	0

CARDINALS OPENING-DAY STATISTICS

	Games	Won	Lost	Tied	Percentage
At St. Louis	56	30	26	0	.536
On Road	50	17	31	2	.360
TOTALS	106	47	57	2	.453

OPENING-DAY RECORD AGAINST EACH OPPONENT

	HOME		ROAD			TOTALS		
	Won	Lost	Won	Lost	Tied	Won	Lost	Tied
Braves*	1	0	1	2	0	2	2	0
Chicago	4	9	3	11	2	7	20	2
Cincinnati	1	0	7	8	0	8	8	0
Cleveland	2	0	0	0	0	2	0	0
Dodgers**	0	0	1	1	0	1	1	0
Giants†	1	2	0	1	0	1	3	0
Houston	0	0	1	0	0	1	0	0
Louisville	1	0	0	0	0	1	0	0
Montreal	1	2	1	1	0	2	3	0
New York Mets	1	1	1	3	0	2	4	0
Philadelphia	2	2	1	0	0	3	2	0
Pittsburgh	16	10	1	4	0	17	14	0

* Boston-Milwaukee-Atlanta

** Brooklyn-Los Angeles

† New York-San Francisco

One-run games: 17-24

Extra-inning games: 3-7

Earliest opener: April 1, 1996, '97.

Latest opener: April 26, 1995

HOME RUNS AT BUSCH STADIUM BY TEAM SINCE 1966

YEAR	ATL	CHI	CWS	CIN	CLE	COL	FLA	HOU	LA	MIN	MTL	NY	PHI	PIT	SD	SF	STL	TOT
1966*	10	5	-	10	-	-	-	4	3	-	-	4	3	3	-	6	41	89
1967	9	5	-	5	-	-	-	4	5	-	-	6	7	7	-	6	53	107
1968	4	3	-	2	-	-	-	4	5	-	-	3	4	4	-	5	31	65
1969	7	2	-	8	-	-	-	2	1	-	2	6	5	6	2	2	41	84
1970	4	4	-	3	-	-	-	5	3	-	1	2	4	9	4	5	51	95
1971	1	7	-	2	-	-	-	6	1	-	3	3	8	7	3	8	38	87
1972	4	4	-	3	-	-	-	6	1	-	3	6	3	2	3	3	31	69
1973	6	1	-	3	-	-	-	1	1	-	2	3	1	7	3	2	27	57
1974	4	6	-	1	-	-	-	4	4	-	6	8	5	6	1	2	45	92
1975	1	7	-	5	-	-	-	3	3	-	7	2	3	5	1	2	46	85
1976	1	1	-	4	-	-	-	2	9	-	2	6	4	6	3	2	27	67
1977	2	2	-	5	-	-	-	1	6	-	9	2	7	8	4	5	41	92
1978	2	2	-	6	-	-	-	4	2	-	2	2	2	3	2	4	29	60
1979	3	8	-	6	-	-	-	4	9	-	6	4	9	6	2	8	48	113
1980	8	7	-	3	-	-	-	1	2	-	8	1	0	2	3	4	41	80
1981**	1	5	-	1	-	-	-	1	3	-	3	1	5	4	2	0	22	48
1982	3	2	-	3	-	-	-	3	4	-	5	9	8	5	1	5	27	75
1983	2	10	-	2	-	-	-	4	8	-	5	4	6	12	3	1	38	95
1984	4	2	-	2	-	-	-	4	0	-	5	6	4	8	4	2	29	70
1985	2	4	-	3	-	-	-	4	4	-	6	6	5	4	2	0	36	76
1986	3	9	-	4	-	-	-	3	7	-	6	9	10	7	2	3	27	90
1987	6	4	-	7	-	-	-	3	8	-	4	6	8	1	4	9	42	102
1988	2	6	-	2	-	-	-	0	5	-	6	7	1	4	1	5	29	68
1989	3	10	-	1	-	-	-	2	1	-	2	7	3	1	0	6	27	63
1990	4	4	-	0	-	-	-	4	3	-	5	7	7	5	4	4	43	90
1991	4	6	-	1	-	-	-	3	2	-	3	8	3	3	3	5	32	73
1992	5	7	-	7	-	-	-	0	6	-	5	7	6	4	3	2	55	107
1993	4	8	-	4	-	6	3	6	4	-	2	6	2	2	6	6	59	118
1994**	7	10	-	0	-	8	4	6	2	-	4	12	4	3	4	2	50	116
1995**	5	5	-	7	-	4	2	7	7	-	1	7	3	2	4	6	54	114
1996	9	7	-	6	-	7	8	4	7	-	5	10	2	6	4	6	70	151
1997	3	1	1	5	2	4	6	4	6	2	3	6	3	5	3	5	68	127
Total	133	164	1	121	2	29	23	109	132	2	121	176	145	157	81	131	1298	2825

*First game at Busch on May 12, 1966. **Strike-shortened season.

CARDINALS' CAREER HOME RUNS BY N.L. CITY AND 1998 INTERLEAGUE SITE

	ATL	CHI	CIN	COL	FLA	HOU	LA	MIL	MTL	NY	PHI	PIT	STL	SD	SF	CWS	CLE	MIN
Bell	0	0	1	0	0	0	0	0	0	0	0	0	3	0	0	0	0	0
Clayton	2	1	1	0	0	1	1	0	1	2	1	0	11	1	11	0	0	0
DeShields	1	5	0	0	0	3	10	0	10	2	5	2	8	2	1	0	0	0
Gaetti	0	6	2	2	1	0	1	14	2	1	2	1	20	1	1	12	8	102
Gant	84	5	24	6	1	12	6	0	5	9	8	4	37	14	8	0	0	0
Howard	0	0	0	0	0	0	0	0	0	0	0	0	0	0	0	0	0	0
Jordan	4	5	2	2	0	2	2	0	1	2	1	5	28	3	2	0	0	0
Lampkin	0	0	0	1	0	0	2	2	1	0	1	0	2	1	6	1	0	0
Lankford	4	9	8	6	2	5	5	0	7	5	3	7	67	1	6	0	0	0
Mabry	1	1	4	2	0	2	0	0	1	1	1	0	10	0	0	0	0	0
Marrero	0	1	0	0	0	0	0	0	0	0	0	1	0	0	0	0	0	0
McGee	0	6	3	0	2	4	4	0	3	5	4	3	32	1	7	0	0	0
McGwire	0	1	0	4	2	0	0	12	0	0	0	1	13	#2	3	11	18	15
Osborne	0	0	0	0	0	0	0	0	0	0	0	0	1	0	0	0	0	0
Pagnozzi	1	2	1	2	4	0	1	0	2	0	1	4	23	2	0	0	0	0
Sheaffer	0	0	0	4	0	0	0	0	1	1	0	0	4	2	0	0	0	0

* - Including home run hit in Honolulu # - Both homers hit while playing with Oakland

CAREER GRAND SLAMS BY CURRENT CARDINALS

Gaetti (6/14/96 vs. NY [NL])	9
McGwire (6/26/98 vs. TEX)	9
Gant (8/2/96 at NY [NL])	4
Lankford (5/17/97 at ATL)	3
Jordan (7/13/96 at CHI [NL])	2
McGee (5/9/96 vs. SF)	2
Pagnozzi (6/18/94 vs. PIT)	2
DeShields (6/21/95 at STL)	1
Osborne (9/7/96 vs. SD)	1
Sheaffer (8/26/95 at COL)	1

(Last in parentheses)

CARDINALS ALL-TIME COACHES ROSTER

Tony Auferio	1973	Dal Maxvill	1979-80
Don Baylor	1992	Dave McKay	1996-97
Joe Becker	1965-66	Bill McKechnie	1927
Vern Benson	1961-64, 1970-75	Bob Milliken	1965-70, 1976
Ray Blades	1930-32, 1951	Terry Moore	1949-52, 1956-58
Ken Boyer	1971-72	Mo Mozzali	1977-78
Steve Braun	1990	Billy Muffett	1967-70
Jose Cardenal	1994-95	Greasy Neale	1929
Chris Chambliss	1993-95	Charley O'Leary	1913-17
Joe Coleman	1991-94	Jack Orslo	1928
Dave Collins	1991-92	Claude Osteen	1977-80
Walker Cooper	1957	Heinie Peitz	1913
Joe Cunningham	1982	Gaylen Pitts	1991-95
Bucky Dent	1991-94	Howie Pollet	1959-64
Mark DeJohn	1996-97	Bill Posedel	1954-57
Dave Duncan	1996-97	Jamie Quirk	1984
Bob Gibson	1995	Tommy Reynolds	1996
Preston Gomez	1976	Dave Ricketts	1974-75, 1978-91
Mike Gonzalez	1934-46	John Riddle	1952-55
Stan Hack	1957-58	Mark Riggins	1995
Rich Hacker	1986-90	Jim Riggles	1989-90
Ron Hassey	1996	Mike Roarke	1984-90
George Hendrick	1996-97	Sonny Ruberto	1977-78
Chuck Hiller	1981-83	Mike Ryba	1951-54
Al Hollingsworth	1957-58	Red Schoendienst	1962-64, 1979-95
Johnny Hopp	1956	Barney Schultz	1971-75
Jack Hubbard	1993	Joe Schultz	1963-68
Darrell Johnson	1960-61	Burt Shotton	1923-25
Lou Kahn	1954-55	Dick Sisler	1966-70
Ray Katt	1959-61	Hal Smith	1962
Tony Kaufmann	1947-50	Al Sothoron	1927-28
Johnny Keane	1959-61	Joe Sugden	1921-25
Bill Killefer	1926	Lee Thomas	1972, 1983
George Kissell	1969-75	Ray Thomas	1922
Hub Kittle	1981-83	Tim Thompson	1981
Darold Knowles	1983	Tink Turner	1924
Fred Koenig	1976	Mickey Vernon	1965
Jack Krol	1977-80	Dixie Walker	1953, 1955
Rene Lachemann	1997	Harry Walker	1959-62
Hal Lanier	1981-85	Buzzy Wares	1930-35, 51
Carney Lansford	1997	Otto Williams	1926
Johnny Lewis	1973-76, 1984-89	Bart Zeller	1970
Nick Leyva	1984-88	Tom Zimmer	1976
Marty Marion	1950		

CARDINALS ALL-TIME PLAYER ROSTER

Includes all players who have participated in one or more official National League games with the Cardinals starting with the 1892 season and including the 1997 season.

A...	Matty Alou 1971-73	Luis Arroyo 1955
Ody Abbott 1910	Tom Alston 1954-57	Rudy Arroyo 1971
Ted Abernathy 1970	Walter Alston 1936	Dennis Aust 1965-66
Babe Adams 1906	George Altman 1963	Benny Ayala 1977
Buster Adams 1939, 43, 45-46	Luis Alvarado 1974, 76	Manny Aybar 1997
Joe Adams 1902	Brant Alyea 1972	
Sparky Adams 1930-33	Ruben Amaro 1958	B...
Jim Adduci 1983	Red Ames 1915-19	Les Backman 1909-10
Henry Adkinson 1895	Craig Anderson 1961	Bill Bailey 1921-22
Tommie Agee 1973	Dwain Anderson 1972-73	Cory Bailey 1995-96
Juan Agosto 1991-92	Ferrell Anderson 1953	Doug Bair 1981-83, 85
Eddie Ainsmith 1921-23	George Anderson 1918	Doug Baird 1917-19
Gibson Alba 1988	John Anderson 1962	Dave Bakenhaster 1964
Cy Albers 1910	Mike Anderson 1976-78	Bill Baker 1948-49
Grover Alexander 1926-29	John Andrews 1973	Steve Baker 1983
Luis Alicea 1988, 91-94, 96	Nate Andrews 1937	O. F. Baldwin 1908
Ethan Allen 1933	Joaquin Andujar 1981-85	Art Ball 1894
Neil Allen 1983-85	Pat Ankenman 1936	Jimmy Bannon 1893
Richie Allen 1970	John Antonelli 1944-45	Jap Barbeau 1909-10
Ron Allen 1972	Harry Arndt 1905-07	Brian Barber 1995-96
	Scott Arnold 1988	George Barclay 1902-04
	Rene Arocha 1993-95	

Ray Bare 1972, 74
Clyde Barfoot 1922-23
Greg Bargar 1986
Mike Barlow 1975
Frank Barnes 1957-58, 60
Skeeter Barnes 1987
Frank Barrett 1939
Red Barrett 1945-46
Shad Barry 1906-08
Dave Bartosch 1945
Rich Batchelor 1993, 96-97
Frank Bates 1899
Allen Battle 1995
Ed Bauta 1960-63
Jose Bautista 1997
John Baxter 1907
Johnny Beall 1918
Ralph Beard 1954
Jim Beauchamp 1963, 70-71
Johnny Beazley 1941-42, 46
Zinn Beck 1913-16
Jake Beckley 1904-07
Bill Beckmann 1942
Fred Beebe 1906-09
Ed Beecher 1897
Clarence Beers 1948
David Bell 1995-97
Hi Bell 1924, 26-27, 29-30
Les Bell 1923-27
Rigo Beltran 1997
Alan Benes 1995-97
Andy Benes 1996-97
Joe Benes 1931
Pug Bennett 1906-07
Vern Benson 1951-53
Sid Benton 1922
Jeff Berblinger 1997
Augie Bergamo 1944-45
Jack Berly 1924
Joe Bernard 1909
Frank Bertaina 1970
Harry Berte 1903
Bob Beschler 1915-17
Frank Betcher 1910
Hal Betts 1903
Bruno Betzel 1914-18
Jim Bibby 1972-73
Lou Bierbauer 1897-98
Steve Bilko 1949-54
Dick Billings 1974-75
Frank Bird 1892
Ray Blades 1922-28, 30-32
Harry Blake 1899
Sheriff Blake 1937
Coonie Blank 1909
Don Blasingame 1955-59
Johnny Blatnik 1950
Buddy Blattner 1942
Bob Blaylock 1956
Gary Blaylock 1959
John Bliss 1908-12
Clyde Bloomfield 1963
Charlie Boardman 1915
Joe Boever 1985-86
Sammy Bohne 1916
Dick Bokelmann 1951-53
Bill Bolden 1919
Don Bollweg 1950-51
Bobby Bonds 1980
Frank Bonner 1895
Rod Booker 1987-89
Pedro Borbon 1980
Frenchy Bordagaray 1937-38

Pat Borders 1996
Rick Bosetti 1977
Jim Bottomley 1922-32
Bob Bowman 1939-40
Cloyd Boyer 1949-52
Ken Boyer 1955-65
Buddy Bradford 1975
Terry Bradshaw 1995-96
Dave Brain 1903-05
Harvey Branch 1962
Jackie Brandt 1956
Kitty Brashear 1902
Joe Bratcher 1924
Steve Braun 1981-85
Al Brazle 1943, 46-54
Harry Brecheen 1940, 43-52
Ted Breitenstein 1892, 96,
1901
Herb Bremer 1937-39
Roger Brasnahan 1909-12
Rube Bressler 1932
Ed Bressoud 1967
Rod Brewer 1990-93
Marshall Bridges 1959-60
Rocky Bridges 1960
Grant Briggs 1892
Nelson Briles 1965-70
Ed Brinkman 1975
John Brock 1917-18
Lou Brock 1964-79
Steve Brodie 1892-93
Ernie Broglio 1959-64
Herman Bronkie 1918
Jim Brosnan 1958-59
Tony Brottem 1916
Buster Brown 1905-07
Jim Brown 1915
Jimmy Brown 1937-43
Three Finger Brown 1903
Tom Brown 1895
Willard Brown 1894
Byron Browne 1969
Cal Browning 1960
Pete Browning 1894
Glenn Brummer 1981-84
Tom Brunansky 1988-90
George Brunel 1971
Tom Bruno 1978-79
Ron Bryant 1975
Johnny Bucha 1948
Jerry Buchek 1961, 63-66
Jim Bucher 1938
Gary Buckels 1994
Dick Buckley 1892-94
Fritz Buelow 1899-1900
Nels Burbrink 1955
Al Burch 1906-07
Bob Burda 1962, 71
Lew Burdette 1963-64
Tom Burgess 1954
Sandy Burk 1912-13
Jimmy Burke 1903-05
John Burke 1899
Leo Burke 1963
Jesse Burkett 1899-1901
Ken Burkhardt 1945-48
John Burnett 1907
Ed Burns 1912
Farmer Burns 1901
Todd Burns 1993
Ray Burris 1986
Ellis Burton 1958
Mike Busby 1996-97

Guy Bush 1938
Ray Busse 1973
Art Butler 1914-16
John Butler 1904
Johnny Butler 1929
Bud Byerly 1943-45
Bill Byers 1904
Bobby Byrne 1907-09

C...

Al Cabrera 1913
John Calhoun 1902
Jim Callahan 1898
Wes Callahan 1913
Ernie Camacho 1990
Harry Camnitz 1911
Llewellyn Camp 1892
Bill Campbell 1985
Billy Campbell 1905
Dave Campbell 1973
Jim Campbell 1970
Sal Campisi 1969-70
Chris Cannizzaro 1960-61
Ozzie Canseco 1992-93
Doug Capilla 1976-77
Ramon Caraballo 1995
Bernie Carbo 1972-73, 79-80
Jose Cardenal 1970-71
Tex Carleton 1932-34
Steve Carlton 1965-71
Duke Carmel 1959-60, 63
Cris Carpenter 1988-92
Hick Carpenter 1892
Chuck Carr 1992
Clay Carroll 1977
Cliff Carroll 1892
Kid Carsey 1897-98
Bob Caruthers 1892
Pete Castiglione 1953-54
Danny Cater 1975
Ted Cather 1912-14
Cesar Cedeno 1985
Orlando Cepeda 1966-68
Bill Chambers 1910
Cliff Chambers 1951-53
John Chambers 1937
Charlie Chant 1976
Chappy Charles 1908-09
Tom Cheney 1957
Cupid Childs 1899
Pete Childs 1901
Nels Chittum 1958
Bob Chlupsa 1970-71
Larry Ciaffone 1951
Al Cicotte 1961
Gino Cirioli 1959
Frank Cimorelli 1994
Ralph Citarella 1983-84
Doug Clarey 1976
Danny Clark 1927
Jack Clark 1985-87
Jim Clark 1911-12
Mark Clark 1991-92
Mike Clark 1962-53
Phil Clark 1958-59
Josh Clarke 1905
Stan Clarke 1990
Dad Clarkson 1893-95
Royce Clayton 1996-97
Doug Clemens 1960-64
Jack Clements 1898
Lance Clemons 1972

Verne Clemons 1919-24
Donn Clendenon 1972
Reggie Cleveland 1969-73
Tony Cloringer 1972
Ed Clough 1924-26
Dick Cole 1951
John Coleman 1895
Percy Coleman 1897
Vince Coleman 1985-90
Darnell Coles 1995
Bill Collins 1892
Dave Collins 1990
Phil Collins 1935
Ripper Collins 1931-36
Jackie Colum 1951-53,56
Bob Coluccio 1978
Joe Connor 1895
Roger Connor 1894-97
Tim Conroy 1986
Ed Conwell 1911
Scott Coolbaugh 1994
Duff Cooley 1893-96
Jimmy Cooney 1924-25
Mort Cooper 1938-45
Scott Cooper 1995
Walker Cooper 1940-45,
56-57
Mays Copeland 1935
Joe Corbett 1904
Roy Corhan 1916
Rheal Cormier 1991-1994
Pat Corrales 1966
Frank Corridon 1910
Jim Cosman 1966-67
John Costello 1988-90
Tom Coulter 1969
John Coveney 1903
Bill Cox 1936
Danny Cox 1983-90
Estel Crabtree 1933,41-42
Roger Craig 1964
Doc Crandall 1913
Forrest Crawford 1906-07
Glenn Crawford 1945
Pat Crawford 1933-34
Willie Crawford 1976
Doug Creek 1995
Jack Creel 1945
Bernie Cregar 1947
Creepy Crespi 1938-42
Lou Criger 1899-1900
Jack Crimian 1951-52
Tripp Cromer 1993-95
John Crooks 1892-93,98
Ed Crosby 1970,72-73
Jeff Cross 1942,46-48
Dave Cross 1898-1900
Monte Cross 1896-97
Bill Crouch 1941
George Crowe 1959-61
Walton Cruise 1914,16-19
Gene Crumling 1945
Cirilio Cruz 1973
Hector Cruz 1973,1975-77
Jose Cruz 1970-74
Mike Cuellar 1964
George Culver 1970
John Cumberland 1972
Joe Cunningham 1954,56-61
Ray Cunningham 1931-32
Nig Cuppy 1899
Clarence Currie 1902-03

Murphy Currie 1916
John Curtis 1974-76

D...

John D'Acquisto 1977
Gene Dale 1911-12
Jack Damaska 1963
Pete Daniels 1898
Rolla Daringer 1914-15
Alvin Dark 1956-58
Vic Davalillo 1969-70
Jerry Davanon 1969-
70,74,77
Curt Davis 1938-40
Jim Davis 1957
Kidde Davis 1934
Ron Davis 1968
Spud Davis 1928,34-36
Willie Davis 1975
Bill Dawley 1987
Boots Day 1969
Pea Ridge Day 1924-25
Ken Dayley 1984-90
Cot Deal 1950
Dizzy Dean 1930,32-37
Paul Dean 1934-39
Doug DeCinces 1987
George Decker 1898
Tony DeFate 1917
Rube DeGroff 1905-06
Ivan DeJesus 1985
Joe Delahanty 1907-09
Bill DeLancey 1932, 34-
35,40
Art Delaney 1924
Jose DeLeon 1988-92
Luis DeLeon 1981
Bobby Del Greco 1956
Eddie Delker 1929,31-32
Wheezer Dell 1912
Rich DeLucia 1995
Frank Demaree 1943
Harry DeMiller 1892
Lee DeMontreville 1903
Don Dennis 1965-66
John Denny 1974-79
Paul Deringer 1931-33
Russ Derry 1949
Joe DeSa 1980
Delino DeShields 1997
Leo Dickerman 1924-25
Murry Dickson 1939-40,
43, 46-48, 56-57
Chuck Diering 1947-51
Larry Dierker 1977
Mike Difelice 1996-97
Pat Dillard 1900
Pickles Dillhoefer 1919-21
Mike Dimmel 1979
Frank DiPino 1989-92
Dutch Distel 1918
Steve Dixon 1993-94
Bill Doak 1913-24,29
George Dockins 1945
Cozy Dolan 1914-15
John Dolan 1893
Red Donahue 1895-97
She Donahue 1904
Jim Donely 1898
Mike Donlin 1899-1900
Blix Donnelly 1944-46

Patsy Donovan 1900-03
Klondike Douglas 1896-97
Taylor Douthit 1923-31
Tommy Dowd 1893-98
Dave Dowling 1964
Carl Doyle 1940
Jeff Doyle 1983
Moe Drabowsky 1971-72
Lee Dressen 1914
Rob Dressler 1978
Dan Driessen 1987
Carl Druhot 1906-07
Bob Duliba 1959-60,62
Taylor Duncan 1977
Wiley Dunham 1902
Grant Dunlap 1953
John Dunleavy 1903-05
Don Durham 1972
Joe Durham 1859
Leon Durham 1980, 89
Leo Durcher 1933-37
Erv Dusak 1941-42,46-51
Frank Dwyer 1892
Jim Dwyer 1973-75,77-78
Eddie Dyer 1922-27

E...

Bill Earley 1986
George Earnshaw 1936
Jack Easton 1892
Rawly Eastwick 1977
Johnny Echols 1939
Dennis Eckersley 1996-97
Al Eckert 1935
Joe Edelen 1981
Johnny Edwards 1968
Wish Egan 1905-06
Red Ehret 1895
Harry Elliott 1953
Jim Ellis 1969
Rube Ellis 1909-12
Bones Ely 1893-95
Bill Endicott 1946
Del Ennis 1957-58
Charlie Enwright 1909
Hal Epps 1938, 40
Eddie Eraut 1953
Duke Esper 1897-98
Chuck Essegian 1959
LeRoy Evans 1897
Steve Evans 1909-13
Bryan Eversgerd 1994
Bob Ewing 1912
Reuben Ewing 1921

F...

Fred Fagin 1895
Ron Fairly 1975-76
Pete Falcone 1976-78
George Fallon 1943-45
Harry Farok 1963-64
Doc Farrell 1930
John Farrell 1902-05
Jack Faszholtz 1953
Bobby Fenwick 1973
Joe Ferguson 1976
Don Ferrarese 1962
Neil Fiala 1981
Bien Figueroa 1992
Mike Fiore 1972

Sam Fishburn 1919
 Bob Fisher 1918-19
 Chauncey Fisher 1901
 Eddie Fisher 1973
 Showboat Fisher 1930
 Mike Fitzgerald 1988
 Max Flack 1922-25
 Tom Flanigan 1958
 Curt Flood 1958-69
 Tim Flood 1899
 Ben Flowers 1955-56
 Jake Flowers 1923,26, 31-32
 Rich Folkers 1972-74
 Curt Ford 1985-88
 Hod Ford 1932
 Bob Forsch 1974-88
 Alan Foster 1973-74
 Tony Fossas 1995-97
 Jack Fournier 1920-22
 Jesse Fowler 1924
 Earl Francis 1965
 Tito Francona 1965-66
 Charlie Frank 1893-94
 Fred Frankhouse 1927-30
 Micah Franklin 1997
 Herman Franks 1939
 John Frascatore 1994-95,
 97
 Willie Fraser 1991
 George Frazier 1978-80
 Joe Frazier 1954-56
 Roger Freed 1977-79
 Gene Freese 1958
 Howard Freigau 1922-25
 Benny Frey 1932
 Frankie Frisch 1927-37
 Danny Frisella 1976
 Art Fromme 1906-08
 John Fulgham 1979-81
 Chick Fullis 1934
 Les Fusselman 1952-53

G...

Gary Gaetti 1996-97
 Phil Gagliano 1963-70
 Del Gainor 1922
 Fred Gaiser 1908
 Andres Galarraga 1992
 Mike Gallego 1996-97
 Bad News Galloway 1912
 Pud Galvin 1892
 Bill Gannon 1898
 Ron Gant 1996-97
 Joe Garagiola 1946-51
 Danny Gardella 1950
 Glenn Gardner 1945
 Art Garibaldi 1936
 Mike Garman 1974-75
 Debs Garm 1943-45
 Wayne Garrett 1978
 Rich Gedman 1991-92
 Charley Gelbert 1929-32,
 35-36
 Frank Genins 1892
 Al Gettel 1955
 Charlie Getzein 1892
 Rube Geyer 1910-13
 Ray Giannelli 1995
 Bob Gibson 1959-75
 Billy Gilbert 1908-09
 George Gilham 1920-21

Frank Gilhooley 1911-12
 Bernard Gilkey 1990-95
 Carden Gillenwater 1940
 George Gilpatrick 1898
 Hal Gilson 1968
 Dave Giusti 1969
 Jack Glasscock 1892-93
 Tommy Glaviano 1949-52
 Kid Gleason 1892-94
 Bob Glenn 1920
 Harry Glenn 1915
 John Glenn 1960
 Danny Godby 1974
 Roy Golden 1910-11
 Hal Goldsmith 1929
 Jose Gonzalez 1984
 Julio Gonzalez 1981-82
 Mike Gonzalez 1915-18,
 24-25, 31-32
 Bill Goodenough 1893
 Marv Goodwin 1917,19-22
 George Gore 1892
 Herb Gorman 1952
 Hank Gornicki 1941
 Julio Gotay 1960-62
 Al Grabowski 1929-30
 Mike Grady 1897,1904-06
 Alex Grammas 1954-56,
 59-62
 Wayne Granger 1968, 73
 Mudcat Grant 1969
 Mark Grater 1991
 Dick Gray 1959-60
 Bill Greason 1954
 David Green 1981-84, 87
 Gene Green 1957-59
 Scarborough Green 1997
 Bill Greif 1976
 Tim Greisenbeck 1920
 Tom Grieve 1979
 Sandy Griffin 1893
 Bob Grim 1960
 Burleigh Grimes 1930-31,
 33-34
 John Grimes 1897
 Charlie Grimm 1918
 Dan Griner 1912-16
 Marv Grissom 1959
 Dick Groat 1963-65
 Johnny Grodzicki 1941,46-47
 Joe Grzenda 1972
 Mario Guerrero 1975
 Pedro Guerrero 1988-92
 Lee Guetterman 1993
 Mike Gulan 1997
 Harry Gumbert 1941-44
 Joe Gunson 1893
 Don Gutteridge 1936-40
 Santiago Guzman 1969-72

H...

Bob Habenicht 1951
 John Habyan 1994-95
 Jim Hackett 1902-03
 Harvey Haddix 1952-56
 Chick Hafey 1924-31
 Casey Hageman 1914
 Kevin Hagen 1983-84
 Joe Hague 1968-72
 Don Hahn 1975
 Fred Hahn 1952

Hal Haid 1928-30
 Ed Haigh 1892
 Jesse Haines 1920-37
 Charley Hall 1916
 Russ Hall 1898
 Bill Hallahan 1925-26, 29-
 36
 Bill Hallman 1897
 Dave Hamilton 1978
 Fred Haney 1929
 Larry Haney 1973
 Dick Harley 1897-98
 Bob Harmon 1909-13
 Chuck Harmon 1956-57
 Brian Harper 1985
 George Harper 1928
 Jack Harper 1900-01
 Ray Harrell 1935, 37-38
 Vic Harris 1976
 Bill Hart 1896-97
 Chuck Hartenstein 1970
 Fred Hartman 1897
 Andy Hassler 1984-85
 Grady Hatton 1956
 Arnold Hauser 1910-13
 Bill Hawke 1892-93
 Pink Hawley 1892-94
 Doc Hazleton 1901-02
 Francis Healy 1934
 Bunny Hearn 1910-11
 Jim Hearn 1947-50
 Mike Heath 1986
 Cliff Heathcote 1918-22
 Jack Heidemann 1974
 John Heidrick 1899-1901
 Don Heinkel 1989
 Tom Heintzelman 1973-74
 Bob Heise 1974
 Clarence Heise 1934
 Scott Hemond 1995
 Charlie Hemphill 1899
 Solly Hemus 1949-56, 59
 George Hendrick 1978-1984
 Harvey Hendrick 1932
 Tom Henke 1995
 Roy Henshaw 1938
 Keith Hernandez 1974-83
 Larry Herndon 1974
 Tom Herr 1979-88
 Neal Hertweck 1952
 Ed Heusser 1935-36
 Mike Heydon 1901
 Jim Hickman 1974
 Jim Hicks 1969
 Irv Higginbotham 1906, 08-09
 Dennis Higgins 1971-72
 Festus Higgins 1909-10
 Andy High 1928-31
 Palmer Hildebrand 1913
 Tom Hilgendorf 1969-70
 Carmen Hill 1929-30
 Hugh Hill 1904
 Ken Hill 1988-91, 1995
 Marc Hill 1973-74
 Howard Hilton 1990
 John Himes 1905-06
 Bruce Hiitt 1917
 Glen Hobbie 1964
 Ed Hock 1920
 Art Hoelskoetter 1905-08
 Joe Hoerner 1966-69
 Marty Hogan 1894-95

Aaron Holbert 1996
Mui Holland 1929
Ed Holly 1906-07
Wattie Holm 1924-29, 32
H. Ducky Holmes 1898
J. Ducky Holmes 1906
Rick Honeycutt 1996-97
Don Hood 1980
Sis Hopkins 1907
Johnny Hopp 1939-45
Bill Hopper 1913-14
Bob Horner 1988
Rogers Hornsby 1915-26, 33
Oscar Horstmann 1917-19
Rick Horton 1984-87, 89-90
Paul Householder 1984
John Houseman 1897
Doug Howard 1975
Earl Howard 1918
Art Howe 1984-85
Roland Howell 1912
Bill Howerton 1949-51
Al Hrabosky 1970-77
Jimmy Hudgens 1923
Rex Hudler 1990-92
Charles Hudson 1972
Frank Huelsman 1897
Miller Huggins 1910-16
Dick Hughes 1966-68
Terry Hughes 1973
Tom Hughes 1959
Jim Hughey 1898
Tim Hulett 1995
Rudy Hulswitt 1909-10
Bob Humphreys 1963-64
Ben Hunt 1913
Joel Hunt 1931-32
Randy Hunt 1985
Ron Hunt 1974
Herb Hunter 1921
Steve Huntz 1967, 69
Walter Huntzinger 1926
Clint Hurdle 1986
Ira Hutchinson 1940-41
Bill Hutchison 1897
Ham Hyatt 1915
Pat Hynes 1903

I...

Dane Iorg 1977-84
Walt Irwin 1921

J...

Ray Jablonski 1953-54, 59
Al Jackson 1966-67
Danny Jackson 1995-97
Larry Jackson 1955-62
Mike Jackson 1971
Elmer Jacobs 1919-20
Tony Jacobs 1955
Bob James 1909
Charlie James 1960-64
Hal Janvrin 1919-21
Hi Jasper 1916
Larry Jaster 1965-68
Julian Javier 1960-71
Hal Jeffcoat 1959
Gregg Jefferies 1993-94
Adam Johnson 1918
Alex Johnson 1966-67

Billy Johnson 1951-53
Bob Johnson 1969
Darrell Johnson 1960
Jerry Johnson 1970
Ken Johnson 1947-50
Lance Johnson 1987
Si Johnson 1936-38
Syl Johnson 1926-33
Cowboy Jones 1899-1901
Gordon Jones 1954-56
Howie Jones 1921
Nippy Jones 1946-51
Red Jones 1940
Sam Jones 1957-58, 63
Tim Jones 1988-93
Bubber Jonnard 1929
Brian Jordan 1992-97
Mike Jorgensen 1984-85
Felix Jose 1990-92
Lyle Judy 1935
Al Jurisich 1944-45
Skip Jutze 1972

K...

Jim Kaat 1980-83
Ed Karger 1906-08
Eddie Kasko 1957-58
Ray Katt 1956, 58-59
Tony Kaufmann 1927-28,
30-31, 35
Marty Kavanagh 1918
Eddie Kazak 1948-52
Bob Keely 1944-45
Vic Keen 1926-27
Jeff Keener 1982-83
Bill Keister 1900
John Kelleher 1912
Mick Kelleher 1972-73, 75
Alex Kellner 1959
Win Kellum 1905
Bill Kelly 1910
John Kelly 1907
Jim Kennedy 1970
Terry Kennedy 1978-80
Matt Keough 1985
Kurt Kepshire 1984-86
George Kemek 1965-66
Don Kessinger 1976-77
Paul Kilgus 1993
Newt Kimball 1940
Hal Kime 1920
Wally Kimmick 1919
Ellis Kinder 1956
Charlie King 1959
Curtis King 1997
Jim King 1957
Lynn King 1935-36, 39
Walt Kinlock 1895
Tom Kinslow 1898
Matt Kinzer, 1989
Mike Kircher 1920-21
Bill Kissinger 1895-97
Lou Klein 1943, 45-46, 49
Nub Kleinke 1935
Ron Kline 1960
Rudy Kling 1902
Clyde Klutz 1946
Alan Knicely 1986
Jack Knight 1922
Mike Knode 1920
Darold Knowles 1979-80

Willis Koenigsmark 1919
Gary Kolb 1960, 62-63
Ed Konetchy 1907-13
Jim Konstanty 1956
George Kopshaw 1923
Ernie Koy 1940-41
Lew Krausse 1973
Kurt Krieger 1949
Howie Krist 1937-38,
41-43, 46
Otto Krueger 1900-02
Ted Kubiak 1971
Willie Kuehne 1892
Ryan Kurosaki 1975
Whitey Kurowski 1941-49
Bob Kuzava 1957

L...

Mike Laga 1986-88
Lerrin LaGrow 1976
Jeff Lahli 1982-86
Eddie Lake 1939-41
Steve Lake 1986-88
Bud Lally 1897
Jack Lamabe 1967
Fred Lamline 1915
Tom Lampkin 1997
Les Lancaster 1993
Hobie Landrith 1957-58
Don Landrum 1960-62
Tito Landrum 1980-87
Don Lang 1948
Max Lanier 1938-46, 49-51
Ray Lankford 1990-97
Paul LaPalme 1955-56
Dave LaPoint 1981-84, 87
Ralph LaPointe 1948
Bob Larmore 1918
Lyn Lary 1939
Don Lassetter 1957
Arie Latham 1896
Mike LaValliere 1985-86
Doc Lavan 1919-24
Tom Lawless 1985-88
Brooks Lawrence 1954-55
Tom Leahy 1905
Leron Lee 1969-71
Manuel Lee 1895
Jim Lentine 1978-80
Barry Lersch 1974
Roy Leslie 1919
Dan Lewandowski 1951
Bill Lewis 1933
Johnny Lewis 1964
Sixto Lezcano 1981
Don Liddle 1956
Gene Lillard 1940
Bob Lillis 1961
Johnny Lindell 1950
Jim Lindeman 1986-89
Jim Lindsey 1929-34
Royce Lint 1954
Larry Lintz 1975
Frank Linzy 1970-71
Mark Littell 1978-82
Jeff Little 1980
Dick Littlefield 1956
John Littlefield 1980
Carlisle Littlejohn 1927-28
Danny Litwhiler 1943-44,
46

Paddy Livingston 1917
Scott Livingstone 1997
Lary Locke 1962
Whitey Lockman 1956
Bill Lohrman 1942
Jeoff Long 1963-64
Tommy Long 1915-17
Art Lopatka 1945
Aurelio Lopez 1978
Joe Lotz 1916
Lynn Lovenguth 1957
John Lovett 1903
Grover Lowdermilk 1909
Lou Lowdermilk 1911-12
Sean Lowe 1997
Peanuts Lowrey 1950-54
Con Lucid 1897
Eric Ludwick 1996-97
Bill Ludwig 1908
Memo Luna 1954
Ernie Lush 1910
Johnny Lush 1907-10
Bill Lyons 1983-84
Denny Lyons 1895
George Lyons 1920
Hersh Lyons 1941

M...

Bob Mabe 1958
John Mabry 1994-97
Ken MacKenzie 1963
Johnny Mackinson 1955
Lonnie Maclin 1993
Max Macon 1938
Bill Magee 1901
Lee Magee 1911-14
Sal Maglie 1958
Joe Magrane 1987-93
Art Mahaffey 1966
Mike Mahoney 1898
Duster Malls 1925-26
Jim Mallory 1945
Gus Mancuso 1928, 30-32,
41-42
Les Mann 1921-23
Fred Manrique 1985
Rabbit Maranville 1927-28
Walt Marbet 1913
Marty Marion 1940-50
Roger Maris 1967-68
Fred Marolewski 1953
Eli Marrero 1997
Charlie Marshall 1941
Doc Marshall 1906-08
Joe Marshall 1906
Freddie Martin 1946, 49-50
John Martin 1980-83
Morrie Martin 1957-58
Pepper Martin 1928,30-40,44
Stu Marlin 1936-40
Marty Martinez 1972
Silvio Martinez 1978-81
Teddy Martinez 1975
Ernie Mason 1894
Greg Mathews 1986-90
T.J. Mathews 1995-97
Wally Mattick 1918
Gene Mauch 1952
Harry Maupin 1898
Dal Maxvill 1962-72
Jackie May 1917-21

Jack McAdams 1911
Ike McAuley 1917
Bake McBride 1973-77
George McBride 1905-06
Pete McBride 1899
Joe McCarthy 1905
Lew McCarty 1920-21
Tim McCarver 1959-61,
63-69, 73-74
Pat McCauley 1893
Bob McClure 1991-92
Billy McCool 1970
Jim McCormick 1892
Harry McCurdy 1922-23
Lindy McDaniel 1955-62
Von McDaniel 1957-58
Mick McDermott 1961
Mike McDermott 1897
John McCougal 1895-96
Sandy McDougal 1905
Will McEneaney 1979
Guy McFadden 1895
Chappie McFarland 1902-06
Ed McFarland 1896-97
Dan McGann 1900-01
Bill McGee 1935-41
Willie McGee 1982-90,
96-97
Dan McGeehan 1911
Jim McGinley 1904-05
Lynn McGlothlen 1974-76
Stoney McGlynn 1906-08
Bob McGraw 1927
John McGraw 1900
Tom McGraw 1997
Terry McGriff 1994
Mark McGrillis 1892
Mark McGwire 1897
Austin McHenry 1918-22
Otto McIver 1911
Ed McKean 1899
Ralph McLaurin 1908
Larry McLean 1904
Jerry McNertney 1971-72
Larry McWilliams 1988
Lee Meadows 1915-19
Joe Medwick 1932-40, 47-48
Miguel Mejia 1996
Roberto Mejia 1997
Sam Mejias 1976
Luis Melendez 1970-76
Steve Melter 1909
Ted Merz 1918
John Mercer 1912
Lloyd Meritt 1957
Sam Mertes 1906
Steve Mesner 1941
Clarence Metzger 1977-78
Bert Meyers 1896
Ed Mickelson 1950
Ed Mierkowicz 1950
Larry Miggins 1948, 52
Pete Mikkelsen 1968
Eddie Miksis 1957
Bob Miller 1957, 59-61
Charlie Miller 1913-14
Doggie Miller 1894-95
Dots Miller 1914-17, 19
Dusty Miller 1899
Eddie Miller 1950
Elmer Miller 1912
Stu Miller 1952-54, 56

Buster Mills 1934
Larry Milton 1903
Minnie Minoso 1962
Clarence Mitchell 1928-30
Johnny Mize 1936-41
Vinegar Bend Mizell 1952-
53, 56-60
Herb Moford 1955
Fritz Mollwitz 1919
Wally Moon 1954-58
Jim Mooney 1933-34
Donnie Moore 1980
Gene Moore 1933-35
Randy Moore 1937
Terry Moore 1935-42, 46-48
Tommy Moore 1975
Whitey Moore 1942
Jerry Morales 1978
Bill Moran 1892
Charley Moran 1903
Forrest More 1909
Bobby Morgan 1956
Eddie Morgan 1936
Joe Morgan 1964
Mike Morgan 1995-96
Gene Moriarity 1892
John Morris 1986-90
Matt Morris 1997
Walter Morris 1908
Hap Morse 1911
Walt Moryn 1960-61
Mike Mowrey 1909-13
Jamie Moyer 1991
Heinie Mueller 1920-26
Billy Muffelt 1957-58
Jerry Mumphrey 1974-79
George Munger 1943-44,
46-52
Les Munns 1936
Steve Mura 1982
Simmy Murch 1904-05
Tim Murchison 1917
Wilbur Murdock 1908
Ed Murphy 1901-03
Howard Murphy 1909
Mike Murphy 1912
Morgan Murphy 1896-97
Rob Murphy 1993-94
Soldier Boy Murphy 1902
Tom Murphy 1973
Red Murray 1906-08
Stan Musial 1941-44, 46-63
Hy Myers 1923-25
Lynn Myers 1938-39

N...

Mike Nagy 1973
Sam Nahem 1941
Sam Narron 1935, 42-43
Ken Nash 1914
Mike Naymick 1944
Mel Nelson 1960, 68-69
Rocky Nelson 1949-51, 56
Art Nichols 1901-03
Kid Nichols 1904-05
Charlie Niebergall 1921,23-24
Tom Niedenfuer 1990
Dick Niehaus 1913-15
Bert Niehoff 1918
Bob Nieman 1960-61
Tom Nieto 1984-85

Tom Niland 1896
Pete Noonan 1906-07
Irv Noren 1957-59
Fred Norman 1970-71
Lou North 1917, 20-24
Ron Northey 1947-49
Joe Nossek 1969-70
Howie Nunn 1959
Rich Nye 1970

O...

Rebel Oakes 1910-13
Ken Oberkfell 1977-84
Dan O'Brien 1978-79
Johnny O'Brien 1958
Jack O'Connor 1899-1900
Paddy O'Connor 1914
Ken O'Dea 1942-46
Bob O'Farrell 1925-28, 33, 35
Brusie Ogradowski 1936-37
Bill O'Hara 1910
Tom O'Hara 1906-07
Charley O'Leary 1913
Ed Olivares 1960-61
Omar Olivares 1990-1994
Gene Oliver 1959, 61-63
Jose Oliva 1995
Diomedes Olivo 1963
Al Olmsted 1980
Randy O'Neal 1987-88
Dennie O'Neil 1893
Jack O'Neill 1902-03
Mike O'Neill 1901-04
Jose Oquendo 1986-95
Luis Ordaz 1997
Joe Oringo 1939-40
Charlie O'Rourke 1959
Patsy O'Rourke 1908
Tim O'Rourke 1894
Ernie Orsatti 1927-35
Donovan Osborne 1992-97
Champ Osteen 1908-09
Claude Osteen 1974
Jim Otten 1980-81
Joe Otten 1895
Mickey Owen 1937-40
Rick Ownbey 1984, 86

P...

Gene Packard 1917-18
Dick Padden 1901
Don Padgett 1937-41
Tom Pagnozzi 1987-97
Phil Paine 1958
Lance Painter 1997
Vicente Palacios 1994-95
Lowell Palmer 1972
Al Papai 1948, 50
Stan Papl 1974
Erik Pappas 1993-94
Freddy Parent 1899
Kelly Paris 1982
Harry Parker 1969-71, 75
Roy Parker 1919
Roy Parmelee 1936
Jeff Parrett 1995-98
Tom Parrott 1896
Stan Partenheimer 1945
Mike Pasquariello 1919
Daryl Patterson 1971

Harry Patton 1910
Gene Paulette 1917-19
Gil Paulsen 1925
George Paynter 1894
George Pearce 1917
Frank Pears 1893
Alex Pearson 1902
Homer Peel 1927, 30
Charlie Peete 1956
Heinie Peitz 1892-95, 1913
Joe Peitz 1892
Geronimo Pena 1990-95
Orlando Pena 1973-74
Tony Pena 1987-89
Terry Pendleton 1984-90
Ray Pepper 1932-33
Hub Perdue 1914-15
Mike Perez 1990-1994
Col Perritt 1912-14
Gerald Perry 1991-95
Pat Perry 1985-87
Bill Pertica 1921-23
Steve Peters 1987-88
Mark Petkovsek 1995-97
Jeff Pfeffer 1921-24
Ed Phelps 1909-10
Ed Phillips 1953
Mike Phillips 1977-80
Bill Phyle 1906
Ron Piche 1966
Charlie Pickett 1910
George Pinkney 1892
Vada Pinson 1969
Cotton Pippen 1936
Phil Plantier 1997
Tim Plodinec 1972
Tom Poholsky 1950-51, 54-56
Howie Pollet 1941-43, 46-51
Bill Popp 1902
Darrell Porter 1981-85
J W Porter 1959
Mike Potter 1976-78
Nels Potter 1936
Jack Powell 1899-1901
Ted Power 1989
Joe Presko 1951-54
Mike Proly 1976
George Puccinelli 1930
Bob Purkey 1965
Ambrose Puttman 1906

Q...

Finners Quinlan 1913
Joe Quinn 1893-96, 98
Jamie Quirk 1983
Dan Quisenberry 1988-89

R...

Roy Radebaugh 1911
Dave Rader 1977
Ken Raffensberger 1939
Brady Raggio 1997
Gary Rajsich 1984
John Raleigh 1909-10
Mill Ramirez 1970-71
Mike Ramsey 1978, 80-84
Dick Rand 1953, 55
Vic Raschi 1954-55
Eric Rasmussen 1975-78,
82-83

Tommy Raub 1906
Floyd Rayford 1983
Bugs Raymond 1907-08
Art Rebel 1945
Phil Redding 1912-13
Mill Reed 1911
Ron Reed 1975
Bill Reeder 1949
Jimmy Reese 1932
Tom Reilly 1908-09
Art Reinhart 1919, 25-28
Jack Reis 1911
Ken Reitz 1972-75, 77-80
Bob Repass 1939
Rip Repulski 1953-56
Jerry Reuss 1969-71
Bob Reynolds 1971
Ken Reynolds 1975
Blint Rhem 1924-28, 30-32, 34
Bob Rhoads 1903
Charlie Rhodes 1906, 08-09
Dennis Ribant 1969
Del Rice 1945-55, 60
Hal Rice 1948-53
Lee Richard 1976
Bill Richardson 1901
Gordie Richardson 1964
Pete Richert 1974
Don Richmond 1951
Dave Ricketts 1963, 65, 67-69
Dick Ricketts 1959
John Ricks 1894
Elmer Rieger 1910
Joe Riggert 1914
Lew Riggs 1934
Andy Rincon 1980-82
Jimmy Ring 1927
Tink Riviere 1921
Skipper Roberts 1913
Hank Robinson 1914-15
Wilbert Robinson 1900
Jack Roche 1914-15, 17
Rich Rodriguez 1994-95
Preacher Roe 1938
Wally Roettger 1927-29, 31
Cookie Rojas 1970
Stan Rojek 1951
Ray Rolling 1912
Johnny Romano 1967
John Romonosky 1953
Marc Ronan 1993
Gene Roof 1981-83
Jorge Roque 1970-72
Jack Rothrock 1934-35
Stan Royer 1991-94
Dave Rucker 1983-84
Ken Rudolph 1975-76
Jack Russell 1940
Paul Russell 1894
J. Ryan 1895
John Ryan 1901-03
Mike Ryba 1935-38

S...

Chris Sabo 1995
Ray Sadecki 1960-66, 75
Bob Sadowski 1960
Mark Salas 1984
Slim Sallee 1908-16
Ike Samuels 1895
Orlando Sanchez 1981-83

Ray Sanders 1942-45
 War Sanders 1903-04
 Rafael Santana 1983
 Al Santorini 1971-73
 Bill Saml 1951-52, 54-56
 Ed Sauer 1949
 Hank Sauer 1956
 Ted Savage 1965-67
 Carl Sawatski 1960-63
 Steve Scarsons 1997
 Jimmie Schaffer 1961-62
 Bobby Schang 1927
 Bob Scheffing 1951
 Carl Scheib 1954
 Richie Scheinblum 1974
 Bill Schindler 1920
 Freddy Schmidt 1944, 46-47
 Walter Schmidt 1925
 Willard Schmidt 1952-53,
 55-57
 Red Schoendienst 45-56,
 61-63
 Dick Schofield 1953-58, 68, 71
 Ossee Schreckengost 1899
 Pop Schriver 1901
 Heinie Schuble 1927, 36
 Johnny Schulte 1927
 Barney Schultz 1955, 63-65
 Buddy Schultz 1977-79
 Joe Schultz 1919-24
 Walt Schulz 1920
 Ferdie Schupp 1919-21
 Lou Scoffice 1936
 George Scott 1920
 Tony Scott 1977-81
 Kim Seaman 1979-80
 Diego Segui 1972-73
 Epp Sell 1922-23
 Carey Selph 1929
 Walter Sessi 1941, 46
 Jimmy Sexton 1983
 Mike Shannon 1962-70
 Spike Shannon 1904-06
 Wally Shannon 1959-60
 Bobby Shantz 1962-64
 Al Shaw 1907-09
 Don Shaw 1971-72
 Danny Shay 1904-05
 Gerry Shea 1905
 Danny Sheaffer 1995-97
 Jimmy Sheckard 1913
 Biff Sheehan 1895-96
 Ray Shepherdson 1924
 Bill Sherdel 1918-30, 32
 Tim Sherrill 1990-91
 Charlie Shields 1907
 Vince Shields 1924
 Ralph Shinnors 1925
 Bob Shirley 1981
 Burt Shotton 1919-23
 Clyde Shoun 1938-42
 Frank Shugart 1893-94
 Dick Siebert 1937-38
 Sonny Siebert 1974
 Curt Simmons 1960-66
 Ted Simmons 1968-80
 Dick Simpson 1968
 Dick Sister 1946-47, 52-53
 Ted Sizemore 1971-75
 Bob Skinner 1964-66
 Gordon Slade 1933
 Jack Slattery 1906
 Enos Slaughter 1938-42,
 46-53
 Bill Smith 1958-59
 Bob Smith 1957
 Bobby Gene Smith 1957-
 59, 62
 Bryn Smith 1990-92
 Charley Smith 1966
 Earl Smith 1928-30
 Frank Smith 1955
 Fred Smith 1917
 Germany Smith 1898
 Hal Smith 1956-61
 Jack Smith 1915-26
 Jud Smith 1893
 Keith Smith 1979-80
 Lee Smith 1990-93
 Lonnie Smith 1982-85
 Ozzie Smith 1982-96
 Reggie Smith 1974-76
 Tom Smith 1898
 Wally Smith 1911-12
 Willie Smith 1994
 Homer Smoot 1902-06
 Red Smyth 1917-18
 Frank Snyder 1912-19, 27
 Ray Soff 1986-87
 Eddie Solomon 1976
 Kid Sommers 1893
 Lary Sorensen 1981
 Elias Sosa 1975
 Allen Sothoron 1924-26
 Billy Southworth 1926-27, 29
 Chris Speier 1984
 Daryl Spencer 1960-61
 Ed Spiezio 1964-68
 Scipio Spinks 1972-73
 Ed Sprague 1973
 Jack Spring 1964
 Joe Sprinz 1933
 Tuck Stainback 1938
 Gerry Staley 1947-54
 Harry Staley 1895
 Tracy Stallard 1965-66
 Virgil Stallcup 1952-53
 Pete Standridge 1911
 Eddie Stanky 1952-53
 Harry Stanton 1900
 Ray Starr 1932
 Bill Steele 1910-14
 Bob Steele 1916-17
 Bill Stein 1972-73
 Jake Stenzel 1898-99
 Ray Stephens 1990-91
 Bobby Stephenson 1955
 Stuff Stewart 1916-17
 Bob Stinson 1971
 Chuck Stobbs 1958
 Milt Stock 1919-23
 Dean Stone 1959
 Tige Stone 1923
 Alan Storke 1909
 Todd Stottlemyre 1996-97
 Allyn Stout 1931-33
 Gabby Street 1931
 Cub Stricker 1892
 Joe Stripp 1938
 Johnny Stuart 1922-25
 John Stuper 1982-84
 Willie Sudhoff 1897-1901
 Joe Sugden 1898
 Harry Sullivan 1909
 Joe Sullivan 1896
 Suter Sullivan 1898
 Tom Sunkel 1937, 39
 Max Suikont 1956
 Rick Sutcliffe 1994
 Gary Sutherland 1978
 Bruce Sutter 1981-84
 Jack Sutthoff 1899
 Johnny Sutton 1977
 Mark Sweeney 1995-97
 Charlie Swindell 1904
 Steve Swisher 1978-80
 Bob Sykes 1979-81

T...

John Tamargo 1976-78
 Lee Tate 1958-59
 Don Tausig 1961
 Carl Taylor 1970
 Chuck Taylor 1969-71
 Ed Taylor 1903
 Jack Taylor 1898
 Jack Taylor 1904-06
 Joe Taylor 1958
 Ron Taylor 1963-65
 Bud Teachout 1932
 Patsy Tebeau 1899-1900
 Garry Templeton 1976-81
 Gene Tenace 1981-82
 Greg Terlecky 1975
 Scott Terry 1987-92
 Dick Terwilliger 1932
 Bob Tewksbury 1989-1994
 Moe Thacker 1963
 Tommy Thevenow 1924-28
 Jake Thielman 1905-06
 Roy Thomas 1978-80
 Tom Thomas 1899-1900
 Gus Thompson 1906
 Mike Thompson 1973-74
 Mill Thompson 1989-92
 John Thornton 1892
 Bobby Tiefenauer 1952, 55, 61
 Bud Tinning 1935
 Bobby Tolan 1965-68
 Fred Toney 1923
 Specs Toporcer 1921-28
 Joe Torre 1969-74
 Mike Torrez 1967-71
 Paul Toth 1962
 Harry Trekill 1913
 Coaker Triplett 1941-43
 Bill Trotter 1944
 Tommy Tucker 1898
 John Tudor 1985-88, 90
 Oscar Tuero 1918-20
 Lee Tunnell 1987-88
 Tuck Turner 1896-98
 Old Hoss Twineham 1893-94
 Mike Tyson 1972-79

U...

Bob Uecker 1964-65
 Tom Underwood 1977
 Jack Urban 1959
 Tom Urbani 1993-96
 John Urrea 1977-80
 Lou Ury 1903

V...

Benny Valenzuela 1958
 Fernando Valenzuela 1997
 Dazzy Vance 1933-34
 Bill Van Dyke 1892
 John Vann 1913
 Jay Van Noy 1951
 Andy Van Slyke 1983-86
 Emil Verban 1944-46
 Johnny Vergez 1936
 Ernie Vick 1922, 24-26
 Hector Villanueva 1993
 Bob Vines 1924
 Bill Virdon 1955-56
 Dave Von Ohlen 1983-84
 Bill Voss 1972
 Pete Vuckovich 1978-80

W...

Ben Wade 1954
 Leon Wagner 1960
 Bill Walker 1933-36
 Duane Walker 1988
 Harry Walker 1940-43,
 46-47, 50-51, 55
 Joe Walker 1923
 Roy Walker 1921-22
 Tom Walker 1976
 Bobby Wallace 1899-1901
 17-18
 Mike Wallace 1975-76
 Elliott Waller 1980
 Denny Walling 1988-90
 Dick Ward 1935
 Cy Warmoth 1916
 Lon Wameke 1937-42
 John Warner 1905
 Bill Warwick 1925-26
 Carl Warwick 1961-62, 64-65
 Ray Washburn 1961-69
 Gary Waslewski 1969
 Steve Waterbury 1976

George Watkins 1930-33
 Allen Watson 1993-95
 Mill Watson 1916-17
 Art Weaver 1902-03
 Skeeter Webb 1932
 Herm Wehmeier 1956-58
 Bob Weiland 1937-40
 Perry Werden 1892-93
 Bill Werle 1952
 Wally Westlake 1951-52
 Gus Weyhing 1900
 Dick Wheeler 1918
 Jim Whelan 1913
 Pete Whisenant 1955
 Lew Whistler 1893
 Abe White 1937
 Bill White 1959-65, 69
 Ernie White 1940-43
 Hal White 1953-54
 Jerry White 1986
 Burgess Whitehead 1933-
 35
 Mark Whiten 1993-1994
 Fred Whitfield 1962
 Possum Whitted 1912-14
 Bob Wicker 1901-03
 Floyd Wicker 1968
 Bill Wight 1958
 Fred Wigington 1923
 Del Wilber 1946-49
 Hoyt Wilhelm 1957
 Denney Wilie 1911-12
 Ted Wilks 1944-51
 Jim Williams 1966-67
 Otto Williams 1902-03
 Stan Williams 1971
 Steamboat Williams 1914
 Howie Williamson 1928
 Joe Willis 1911-13
 Ron Willis 1966-69
 Vic Willis 1910
 Charlie Wilson 1932-33, 35
 Craig Wilson 1989-92
 Jimmie Wilson 1928-33
 Owen Wilson 1914-16

Zeke Wilson 1899
 Jim Winford 1932, 34-37
 Ivy Wingo 1911-14
 Tom Winsett 1935
 Rick Wise 1972-73
 Corky Withrow 1963
 Chicken Wolf 1892
 Harry Wolter 1907
 John Wood 1896
 Gene Woodburn 1911-12
 Hal Woodeshick 1965-67
 Tracy Woodson 1992-93
 Frank Woodward 1919
 Floyd Wooldridge 1955
 Todd Worrell 1985-92
 Red Worthington 1934
 Mel Wright 1954-55

Y...

Stan Yerkes 1901-03
 Ray Yochim 1948-49
 Babe Young 1948
 Bobby Young 1948
 Cy Young 1899-1900
 Dave Young 1895
 Dmitri Young 1996-97
 Gerald Young 1994
 J.D. Young 1892
 Pep Young 1941
 Joel Youngblood 1977
 Eddie Yuhas 1952-53
 Sal Yvars 1953-54

Z...

Chris Zachary 1971
 Elmer Zacher 1910
 George Zackert 1911-12
 Dave Zearfoss 1904-05
 Todd Zelle 1989-95
 Bart Zeller 1970
 Eddie Zimmerman 1906
 Ed Zmich 1910-11

ALL-TIME STANDINGS OF CURRENT N.L. FRANCHISES (1876-1997)

FRANCHISE	FOUNDED	GAMES	W	L	PCT.
San Francisco*	1879	17,615	9,448	8,167	.536
Los Angeles**	1890	16,464	8,623	7,841	.524
Chicago	1876	17,824	9,202	8,622	.516
Pittsburgh	1887	16,858	8,688	8,170	.515
ST. LOUIS	1892	16,207	8,167	8,041	.504
Cincinnati	1876	16,818	8,471	8,347	.504
Montreal	1969	4,564	2,254	2,310	.494
Atlanta+	1876	17,795	8,753	9,042	.492
Houston	1962	5,704	2,781	2,923	.488
Colorado	1993	747	363	384	.486
Florida	1993	744	354	390	.476
Philadelphia++	1880	17,418	8,126	9,386	.466
New York	1962	5,693	2,655	3,038	.466
San Diego	1969	4,571	2,067	2,504	.452

* Includes franchise years in Troy, 1879-1882, and New York, 1883-1957.

** Includes franchise years in Brooklyn, 1890-1957.

+ Includes franchise years in Boston, 1876-1952, and Milwaukee, 1953-1965.

++ includes franchise years in Worcester, 1880-1882.

FARM SYSTEM & GENERAL REFERENCE

FARM AND SCOUTING DEPARTMENT

Directory	316 - 317
Mike Jorgensen	317
Ed Creech	317
Fred McAlister	318
George Kissell	318
Joe Pettini	318
Mark Riggins	319
Johnny Lewis	319
Dyar Miller	319
Dave Ricketts	323
Scouting Supervisors	324

MINOR LEAGUE MANAGERS

Memphis:	Gaylen Pitts	320
Arkansas:	Chris Maloney	320
Prince William:	Joe Cunningham	320
Peoria:	Jeff Shireman	321
New Jersey:	Jose Oquendo	321
Johnson City:	Steve Turco	321

MINOR LEAGUE COACHES

Memphis:	Mitchell Page	321
	Marty Mason	322
Arkansas:	Luis Melendez	322
	Rich Folkers	322
Prince William:	Boots Day	322
	Mark Grater	322
Peoria:	Tony Diggs	323
	Gary Buckels	323
New Jersey:	Joe Rigoli	323
Johnson City:	Mike Snyder	323

GENERAL REFERENCE

Broadcasting Information	393 - 395
Cardinals Affiliates Since 1925	325
Cardinals Media Relations Office	382
Hotels: Cardinals and Visitors	399
June Draftees with Major League Experience	326 - 327
Major League Public Relations Directory	383 - 389
Major League Schedule, 1998	Inside Back Cover
Minor League Leaders, 1997	329
Minor League Player Biographies	336 - 377
Minor League Club Statistics, 1997	330 - 335
Minor League Team Schedules, 1998	378 - 381
Pregame Schedules	399
Promotions Dates, 1998	396 - 397
Spring Training Schedule, 1998	392
Spring Training Statistics, 1997	390
Ticket Information	398

FARM AND SCOUTING DEPARTMENT

Mike Jorgensen	Director of Player Development
Ed Creech	Director of Scouting
John Mozeliak	Assistant Scouting Director
Fred McAlister	Special Assignment Scout
Mike Squires	Major League Scout
Jeff Scott	Special Assignment Scout
Joe Sparks	Special Assignment Scout
Tim Hanser	Coordinator, International Scouting
George Kissell	Senior Field Coordinator for Player Development
Joe Pettini	Minor League Field Coordinator
Mark Riggins	Minor League Pitching Coordinator
Johnny Lewis	Minor League Hitting Coordinator
Dyar Miller	Assistant Pitching Coordinator
Dave Ricketts	Catching Instructor
Scott Smulczynski	Manager, Business Operations
Judy Francis	Administrative Assistant
John Vuch	Assistant/Player Development/Major League Operations

SCOUTING SUPERVISORS

Randy Benson	Salisbury, North Carolina
Doug Carpenter (International Scouting Supervisor)	Boca Raton, Florida
Tim Conroy	Monroeville, Pennsylvania
Clark Crist	Tucson, Arizona
Roberto Diaz	Santo Domingo, D.R.
Charles Fick	Newbury Park, California
Ben Galante	Houston, Texas
Steve Grilli	Baldwinsville, New York
Manuel Guerra	Las Vegas, Nevada
Dave Karaff	Lee's Summit, Missouri
Marty Keough (West Crosschecker)	Irvine, California
Tom McCormack	University City, Missouri
Scott Melvin	Quincy, Illinois
Scott Nichols	Richland, Mississippi
Jay North	Vacaville, California
Joe Rigoli	Parsippany, New Jersey
Mike Roberts (East Crosschecker)	Kansas City, Kansas
Roger Smith	Eastman, Georgia
Dane Walker	Tualitan, Oregon

SCOUTS

James Beavers	Roswell, GA	James J. Johnston	San Leandro, CA
Sergio Beltré	Azua, D.R.	Andres Joseph	El Seibo, D.R.
Jim Belz	Springfield, IL	William Mata	Anzoategui, Venez.
Vern Benson	Granite Quarry, NC	Bob Milliken	Clearwater, FL
Carlos Berroa	Rio Piedras, PR	Miguel Nava	Venezuela
Santos Carmona	Bani, D.R.	Flavio Ortega	Monte Cristi, D.R.
Domingo Carrasquel	Aragua, Venez.	Manuel Perez	Cotuí, D.R.
Carlos Castro	Cumina, Venez.	Marcial Pimentel	San Pedro de Macoris, D.R.
David Clarkson	Glen Waverly, Aus.	Manuel Sermiento	Maracay, Venez.
Luis Davalillo	Venezuela	Ken Sharpe	New South Wales, Aus.
Ivan Diaz	Santo Domingo, D.R.	Tracy Slone	Fayetteville, TN
Manuel Espinosa	Boca Chica, D.R.	Jose Sosa	Santo Domingo, D.R.
Cecil Espy	San Diego, CA		

1998 FARM SYSTEM MANAGERS

CLUB	LEAGUE	CLASSIFICATION	MANAGER
Memphis	Pacific Coast League	AAA	Gaylen Pitts
Arkansas	Texas	AA	Chris Maloney
Prince William	Carolina	A	Joe Cunningham
Peoria	Midwest	A	Jeff Shireman
New Jersey	New York-Penn	A	Jose Oquendo
Johnson City	Appalachian	Rookie	Steve Turco

MINOR LEAGUE DIRECTORY

Memphis Redbirds (AAA) 800 Home Run Lane Memphis, TN 38104 901-721-6000 FAX: 901-721-6017	Arkansas Travelers (AA) P.O. Box 55066 Little Rock, AR 72215 501-664-1555 FAX: 501-664-1834	Prince William Cannons (A) P.O. Box 2148 Woodbridge, VA 22193 703-590-2311 FAX: 703-590-5716
Peoria Chiefs (A) 1524 W. Nebraska Ave. Peoria, IL 61604 309-688-1622 FAX: 309-686-4516	New Jersey Cardinals (A) 94 Championship Place Augusta, NJ 07822 973-579-7500 FAX: 973-579-7502	Johnson City Cardinals (R) P.O. Box 568 Johnson City, TN 37601 423-461-4850 FAX: 423-461-4864

FARM AND SCOUTING DEPARTMENT



MIKE JORGENSEN DIRECTOR OF PLAYER DEVELOPMENT

Mike Jorgensen begins his seventh year as the Cardinals' Director of Player Development.

Jorgensen was named to the position on February 5, 1992, after his predecessor, Ted Simmons, joined the Pittsburgh Pirates as general manager. Jorgensen had been working as the Cardinals' minor league hitting instructor/coordinator since 1990 after managing the Louisville Redbirds from 1987 to 1989. He made his big-league managerial debut following the dismissal of Cardinals skipper Joe Torre on June 16, 1995, and guided the team to a 41-55 mark. While managing the field

operations, Jorgensen also remained in his post as director of player development. He returned to player development full time following the 1995 season.

Upon retiring as a player after the 1985 season, Jorgensen was hired as an instructor in the Cardinals' minor league system. Midway through the 1986 season, he was named manager at St. Petersburg when Dave Bialas moved up to Louisville to replace Jim Fregosi, who had been hired to manage the Chicago White Sox. Jorgensen led St. Petersburg to an 88-48 finish, the best mark in the Florida State League.

Jorgensen was a lefthanded-hitting first baseman-outfielder during a major league career that spanned 18 seasons. He was signed by the New York Mets in the June 1966 free-agent draft and made his big-league debut in 1968, appearing in eight games. He was traded to Montreal in a multiplayer deal for Rusty Staub at the start of the 1972 season, his first of five full seasons with the Expos. He went on to play for Oakland (1977), Texas (1978-79), the Mets again (1980-83), Atlanta (1983-84) and the Cardinals (1984-85), arriving with pitcher Ken Dayley in a trade for third baseman Ken Oberkfell.

Jorgensen, born August 16, 1948, in Passaic, N.J., and his wife, the former Brenda Rice, have three children; Brian Michael (9-30-73), Kristen Leigh (7-7-75) and Eric James (4-7-81) and one grandchild; Eric (10-12-95). He graduated from Francis Lewis High School in Flushing, N.Y., and attended St. John's University. Jorgensen enjoys quail hunting, cooking and coaching basketball in his spare time.



ED CREECH DIRECTOR OF SCOUTING

Ed Creech begins his first season as the Cardinals' scouting director after serving a similar role with the Montreal Expos for more than three years.

Creech, 45, had been part of the Montreal organization since June 1973, when the Expos selected him in the second round of the amateur draft out of Mercer University in Macon, Ga. Creech played six seasons in the Expos' farm system, advancing as high as the Class-AAA level. He retired as a player after the 1978 season and was out of baseball until returning as a coach at the Expos' Calgary affiliate in 1982. Creech managed short-season clubs for

Montreal for five years (1983-85, 90-91) and was an area scout from 1985-91. He was the club's East Coast scouting supervisor from 1991 to '93 before taking over as scouting director from February 1994 through July 1997.

Creech lives in Chesterfield, Mo., with his wife, Mary Ann, and children, Kacey and Matthew.

FARM AND SCOUTING DEPARTMENT

(CONTINUED)



FRED McALISTER SPECIAL ASSIGNMENT SCOUT

Fred McAlister was named the Cardinals' special assignment scout following the 1993 season after serving as scouting director since 1980. As special assignment scout, he reports directly to General Manager Walt Jocketty.

McAlister has been part of the Cardinals' organization since 1945, when he signed as a player out of high school. He played in the Cardinals' farm system from 1945 to 1960, serving as a player/coach or player/manager at various times.

During his tenure as scouting director, McAlister's first-round picks reached the majors in 12 of his 13 drafts, including a streak of picks from 1981 to 1987. McAlister's drafts produced 60 players who suited up for the Cardinals, as well as six players who reached the majors with other organizations.

McAlister also was the Cardinals' assistant farm director from 1967 to '69. He then served as a scouting supervisor and special assignment scout from 1969 to 1979.

McAlister, 70, resides in Clearwater, Fla., with his wife, Patty.



GEORGE KISSELL SENIOR FIELD COORDINATOR FOR PLAYER DEVELOPMENT

As senior field coordinator for player development, George Kissell coordinates each of the Cardinals' minor league affiliates and reports to Director of Player Development Mike Jorgensen. Because of his expertise in fundamentals of the game, Kissell handles many of the instructional duties for the minor leagues during spring training and extended spring training.

Kissell spent 10 years in the minor leagues as an infielder and has served the Cardinals in several capacities since he joined the organization in 1940. From 1946 to 1968, he worked as a manager, coach, scout and minor league instructor. Kissell was a Cardinals' coach from 1969 to 1975 and a special field assistant to General Manager Bing Devine in 1976.

Kissell, a Watertown, N.Y., native, graduated with a master's degree from Ithaca (N.Y.) College. He and his wife, Ginny, reside in St. Petersburg. The couple have a son, Dick, and a daughter, Kay.



JOE PETTINI MINOR LEAGUE FIELD COORDINATOR

Pettini, a longtime skipper in the Cardinals' system, begins his second year as Minor League Field Coordinator. Pettini managed eight seasons in the organization, most recently at Class-AAA Louisville, where he guided the Redbirds to the 1995 American Association Championship. Overall, he was 475-569 at the helm of the Cardinals' farm affiliates.

The 43-year-old Pettini began his managerial career in 1989 with Hamilton, Ontario. He had stops at St. Petersburg in 1990 (60-74) and at Arkansas for the 1991 to '93 seasons (175-229).

Pettini's playing career began in 1977, when he signed with the Montreal Expos as a nondrafted free agent. In 1980, he was traded to the San Francisco Giants, where he played for four seasons. He was signed by Louisville in 1984 and played with the Redbirds for three seasons.

Pettini was born January 26, 1955, in Wheeling, W.V., and graduated from Brooke High School in Wellsburg, W.V., in 1973. He received a bachelor's degree in education from Mercer University in Macon, Ga. Pettini married the former Barbara Sperlazza on November 11, 1981. The couple have two children: Amy Michele (2-17-83) and Joseph James (6-15-87). Pettini enjoys bass fishing, hunting and golfing.

FARM AND SCOUTING DEPARTMENT

(CONTINUED)



MARK RIGGINS MINOR LEAGUE PITCHING COORDINATOR

Riggins is entering his third season as the organization's minor league pitching coordinator and his 15th season in the system. In 1995, he served as the Cardinals' pitching coach under Joe Torre and Mike Jorgensen and was the pitching coach at Louisville from 1990 to 1994.

The 41-year-old Riggins began his coaching career in 1984 with Johnson City, moved to St. Petersburg in 1985, to Arkansas in 1986, to Springfield in 1987 and back to St. Petersburg in 1988. He spent the 1989 season as the Cardinals' roving minor league pitching instructor before joining Louisville in 1990.

Riggins pitched in the Cardinals' system for five seasons with Gastonia, St. Petersburg, Arkansas and Louisville. He also played on loan for Baltimore's Charlotte club for part of the 1983 season.

Riggins is a graduate of Loogootee High School in Indiana and earned a bachelor's degree in agricultural business in 1979 from Murray State University, where he was a three year all-conference pitcher. He makes his off-season home in Murray, Ky., with his wife, Tammie, and daughter, Chelsea Lee.



DYAR MILLER ASSISTANT PITCHING COORDINATOR

Miller begins his second season as a roving pitching instructor after spending the 1995 and '96 seasons as the pitching coach at Louisville.

Miller previously coached in the Cardinals' system at Arkansas (1985) and Louisville (1986). He was bullpen coach for the Chicago White Sox in 1987 and pitching and bullpen coach for the Sox in 1988. He coached in the Detroit system (1989-90) before serving as a pitching coach in the Cleveland Indians' organization from 1991 to 1994.

The 51-year-old Miller, a former pitcher, was originally signed by Philadelphia. He spent seven years in the majors, pitching for Baltimore (1975-77), California (1977-79), Toronto (1979) and the New York Mets (1980-81).

Miller was born May 29, 1946, in Batesville, Ind. He graduated from New Point High School, where he participated in baseball, basketball and track. He earned a B.S. degree in 1968 from Utah State, where he played baseball and basketball. He and his wife, the former Bertha Jo Williams, have four children: Scott, Matthew, Christopher and Sara Mae. They reside in Batesville. Miller, a teacher during the off-season, enjoys golf, hiking and fishing.



JOHNNY LEWIS MINOR LEAGUE HITTING COORDINATOR

Longtime hitting instructor Johnny Lewis continues in his role as minor league hitting coordinator, a position he's occupied every season but one since 1990.

Lewis previously was an instructor in the Cardinals' system from 1982 to 1984 and managed for five years: at Calgary (1977-78), Gastonia (1979) and Johnson City (1980-81). He served two coaching stints at the major league level — from 1973 to '76 and 1984 to '89 with the Cardinals — and coached at St. Petersburg in 1995.

Lewis, signed as an outfielder by St. Louis in 1959, broke into the majors with the Cardinals in 1964. He spent the next three years with the New York Mets, striking one of the 1965 season's most memorable blows by hitting a 10th-inning homer to break up a no-hitter by the Cincinnati Reds' Jim Maloney. Lewis retired as a player after the 1968 season.

Lewis worked in the Cardinals' front office as assistant promotions and sales director for two years and was a farm system administrative assistant in 1972.

Lewis, 58, was born in Greenville, Ala., and lives in Cantorment, Fla., where he sells real estate during the off-season.

MINOR LEAGUE MANAGERS

GAYLEN PITTS MEMPHIS

Gaylen Pitts is entering his 18th season in the organization and his second successive year as manager of the Cardinals' Class-AAA affiliate. This season, he'll lead the team in its inaugural year in Memphis, Tenn., after managing the club in its final season at Louisville in 1997. He also served as Louisville's manager in 1990 and coached there in 1983-84.

Pitts returned to the farm system in 1996 as Minor League Field Coordinator after serving the previous five seasons as a coach at the major league level. He was the Cardinals' bullpen coach from 1991-94 and third-base coach in 1995.

Pitts also has managed Cardinal farm teams at Arkansas (1981-82, '89), Savannah (1985), Springfield (1986-87) and Johnson City. He managed the Oakland A's Modesto club in 1978-79. Pitts was named Texas League Manager of the Year in 1989, when he led Arkansas to the league championship. He also guided Springfield to back-to-back division titles in 1986 and 1987.

Pitts was signed by the Cardinals in 1964 out of Mountain Home High School in Arkansas, where he lettered in baseball and football. He was an infielder in the Cardinals' system until 1971. Pitts played 28 games at the major league level with Oakland in 1974-75.

Pitts, 51, resides in Columbia, Ill., with his wife, Julia, and son, Travis Ray (8-8-87). In his spare time, he enjoys trout fishing, snow and water-skiing, and racquetball.

CHRIS MALONEY ARKANSAS

Maloney returns to managing this season after coaching in 1997 at Triple-A Louisville. A member of the farm system's coaching and managerial ranks since 1988, Maloney most recently managed at St. Petersburg in 1995 and '96.

In 1993, Maloney guided the Savannah Cardinals to a 94-48 record and the South Atlantic League championship — a feat that warranted his selection by USA Today's Baseball Weekly as its 1993 Manager of the Year. The year before, his .737 winning percentage (56-20) at Hamilton was the highest ever posted by a Cardinals' farm team. Overall, Maloney has a 397-291 (.577) managerial record. Prior to taking his first managerial job at Johnson City in 1991, Maloney coached at Springfield in 1988, at Arkansas in 1989 and at Johnson City in 1990.

Maloney was signed as a nondrafted free agent by the New York Mets in June 1983. The outfielder-first baseman was purchased by the Cardinals in 1986 and played for Springfield.

Maloney graduated in 1979 from St. Joseph High School in Jackson, Miss., and from Mississippi State University in 1983. He likes bass fishing, deer and duck hunting and golfing. Maloney is involved with the Multiple Sclerosis Society and lives with his wife, Laurie, in Jackson during the off-season.

JOE CUNNINGHAM PRINCE WILLIAM

Cunningham takes over as manager at Prince William after managing the Peoria Chiefs in 1997. He served as the Cardinals' roving minor league instructor in 1996 after coaching at Louisville in 1995.

In his second year as a manager, Cunningham guided Johnson City to a 37-31 mark and was named the Appalachian League's 1993 Manager of the Year. In 1992, he guided Chandler to a 28-28 record in his managerial debut and in 1994 posted a 66-73 record at Madison. Cunningham previously coached at Hamilton in 1989 and at Johnson City in 1990 and 1991.

The 35-year-old Cunningham, son of former Cardinals' All-Star outfielder and longtime front office employee Joe Cunningham Jr., played in the Cardinals' organization from 1984 to 1988 with Johnson City, Savannah, St. Petersburg and Springfield.

Cunningham was born on January 16, 1963, in St. Louis, where he graduated from Parkway Central High School in 1981. He attended Gulf Coast Community College in Panama City, Fla. Off the field, Cunningham enjoys hunting and fishing. His wife's name is Delsey.

MINOR LEAGUE MANAGERS

(CONTINUED)

JEFF SHIREMAN PEORIA

Shireman takes over as manager at Peoria after making his managerial debut at New Jersey in 1997. He coached at Arkansas in 1995 and '96 following the conclusion of his seven-year playing career in the Cardinals' system in 1994.

The 31-year-old Shireman was drafted by the Cardinals in June 1988. An infielder, he had stops at Johnson City, Springfield, St. Petersburg, Arkansas and Louisville. Shireman attended Georgia Southern University, where he earned All-Conference recognition in 1987 and '88 and Conference Player of the Year honors in 1988.

Shireman was born March 3, 1966, at Ames, Iowa. He graduated from Bucholz High School, where he received all-state honors in 1984 and all-district recognition from 1981 to 1983. He makes his off-season home in Little Rock, Ark., with his wife, Melissa, and two sons, Jonah and Jacob.

JOSE OQUENDO NEW JERSEY

Oquendo, 34, takes over the managerial reins for the first time after joining the Cardinals' farm system in 1997 as its minor league infield instructor.

Oquendo's professional playing career spanned 17 years and included stints with the Mets (1983-84) and Cardinals (1986-95). Dubbed the "Secret Weapon" during his 10 seasons with the Redbirds, Oquendo established single-season major league records for the highest fielding percentage and fewest errors by a second baseman. For his career, he owns a .992 fielding average at second base. Oquendo batted .286 for the Cardinals' 1987 pennant-winning club and hit a career-high .291 in 1989 while playing in a league-high 163 games.

Oquendo was born in Rio Piedras, Puerto Rico, and lives in St. Louis with his wife, Zenaida, three daughters, Adianez, Marilyn and Carolyn, and a son, Eduardo.

STEVE TURCO JOHNSON CITY

Turco begins his seventh season of managing in the Cardinals' organization and his fifth year at Johnson City. In 1996, he led Johnson City to a 42-26 record and in 1994 to an Appalachian League playoff berth. He is 212-202 in six seasons as a manager.

The 39-year-old Turco also has three years' coaching experience to his credit, starting as a coach at Springfield in 1985 before moving to Savannah in 1986. After a four-year stint as a high school baseball coach, he returned to the professional level in 1991 to coach at Hamilton.

Turco was signed by the Cardinals in 1978 as an infielder and played in the farm system from 1979 to 1984.

Turco graduated from Cooper City High School in Florida in 1975. He earned a physical education degree from Florida State University in 1979. He resides in Largo, Fla., with his wife, Kathy, and children Nicolette, Nicholas and Steven Jr.

MINOR LEAGUE COACHES

MITCHELL PAGE MEMPHIS

Page begins his first year in the Cardinals' player development system after spending the 1995-97 seasons as the Kansas City Royals' first-base coach. Before joining the Royals, Page was a hitting instructor and first-base coach for the Class-AAA Tacoma Tigers in the Oakland farm system from 1992 through 1994.

As a player, Page enjoyed an eight-season big-league career with Oakland (1977-83) and Pittsburgh (1984). He was originally drafted by the Pirates in the third round of the June 1973 amateur draft but was sent to Oakland in a nine-player trade in March 1977. That year, he batted .307, hit 21 homers, drove in 75 runs and stole 42 bases — all career-best totals — and was named The Sporting News' A.L. Rookie of the Year.

Page was born October 15, 1951, in Compton, Calif., and has one son, Kyle. He resides in Oakland.

MINOR LEAGUE COACHES

(CONTINUED)

MARTY MASON MEMPHIS

Mason enters his second season at the Cardinals' Triple-A affiliate and his 13th year as a coach in the organization. Mason's coaching career began in 1986 at St. Petersburg, where he spent two seasons. He coached at Savannah in 1988, returned to St. Petersburg in 1989, then moved to Arkansas from 1990-96.

Mason, 40, originally was signed by the New York Yankees in 1980. He was acquired by the Cardinals in December 1982 after playing on loan that season for the club's Springfield affiliate. Mason also appeared with Arkansas and St. Petersburg. He retired after four games as a player-coach at St. Petersburg in 1986.

Mason was born April 4, 1958, in Central City, Ky. He attended Central Alabama Academy from 1975 to 1976 and Western Kentucky University from 1977 to 1980. He married the former Lynn Bradford on February 22, 1986. The couple have two daughters, Brandy Leigh and Lindsey. Mason enjoys bass fishing and is a small-engine mechanic in his spare time.

LUIS MELENDEZ ARKANSAS

Melendez will coach at Arkansas for the second successive season following a one-year stint at Louisville in 1996. The former outfielder managed New Jersey in 1995, and in 1994 he guided Savannah to an 82-55 record and the South Atlantic League championship. He served as a roving instructor for the minor leagues from 1991 to 1993 after managing at Hamilton in 1990 and Peoria in 1989. In his managerial career, Melendez has a 171-173 record. He also coached at Hamilton in 1988, his first season on the club's minor league staff.

Melendez was signed by the Cardinals in 1968 and saw action in eight major league seasons with the Redbirds and Padres. He enjoyed his best year in 1973, establishing career highs in games (121), runs (35), hits (91), doubles (18) and RBIs (35).

Born August 11, 1949, in Aibonito, Puerto Rico, Melendez still makes his off-season home there.

RICH FOLKERS ARKANSAS

Folkers begins his second straight season at Arkansas after working the previous four seasons as St. Petersburg's pitching coach. Prior to rejoining the Cardinals, the Tampa Bay resident spent five seasons as an assistant coach at Eckerd College.

The 51-year-old Folkers had a seven-year major league career with the Mets, Cardinals, Padres and Brewers. He posted a career 19-23 record and a 4.12 ERA. His best season came in 1974, when he was 6-2 with two saves and a 3.00 ERA for the Cardinals.

BOOTS DAY PRINCE WILLIAM

Day joins the Cardinals' staff after spending the past two seasons as a coach in the Cleveland Indians' organization. Day coached at Class-A Kinston of the Carolina League in 1997 and at Class-AAA Buffalo in 1996. He previously scouted for Kansas City, the New York Yankees and Detroit, and managed the Tigers' rookie-level Bristol club in 1982-83.

A former outfielder who made his big-league debut with the Cardinals in 1969, Day played for Montreal in five of his six major league seasons, splitting the 1970 schedule between the Expos and Cubs. He batted .256 during his career, including a .283 mark for Montreal in 1971.

Day, 49, was born and raised in Iilon, N.Y. He now resides in Ballwin, Mo., and has two daughters, Kori and Tara.

MARK GRATER PRINCE WILLIAM

Grater, 34, begins his first coaching assignment at a full-season club. Last year, he was the pitching coach at New Jersey in his first season on the Cardinals' minor league staff.

A former pitcher, Grater retired after the 1995 season. He appeared in the major leagues with the Cardinals in 1991 and with Detroit in 1993. Grater was the Cardinals' 24th-round pick in the June 1986 draft out of Florida International University. He led the Florida State League with 32 saves at St. Petersburg in 1989 and the American Association with 24 saves for Louisville in 1992. He is originally from Rochester, Pa., and resides in Monaca, Pa.

MINOR LEAGUE COACHES

(CONTINUED)

TONY DIGGS PEORIA

Diggs begins his first season on a minor league staff after concluding his playing career in 1996.

The 31-year-old former infielder-outfielder played in the Cardinals' system from 1994 to 1996 after being acquired from the Milwaukee system for Ozzie Canseco. He first reached the Class-AAA level with the Brewers at the end of the 1993 season after batting a career-best .295 at Class-A Stockton to start the year. With the Cardinals, Diggs played at Arkansas in 1994 and '95 and Louisville in 1995 and '96.

Diggs resides in El Paso, Tex., with his wife, Kim, and their four children: Amber, A.J., Aaron and Andrew.

GARY BUCKELS PEORIA

Buckels, 32, enters his second season as Peoria's pitching coach after concluding his playing career in 1995. Buckels' career spanned eight seasons, starting in the California Angels' organization in 1987. He appeared in 10 games with the Cardinals in 1994, going 0-1 with a 2.25 ERA. The same year, he was named to the Triple-A All-Star team while pitching for Louisville.

Buckels was born in La Mirada, Calif., and attended Cal State-Fullerton. He resides in Fullerton with his wife, Gina and daughters Megan and Tarah.

MIKE SNYDER JOHNSON CITY

Snyder, 40, begins his second season as Johnson City's pitching coach. A former scout with Kansas City, San Francisco, Texas and the New York Yankees, Snyder began his coaching career in 1990 with the University of Indianapolis. He was on the University of Louisville's staff from 1993 to '96 and was pitching coach for the Richmond Roosters in the independent Frontier League in 1996.

Snyder is a native of Greenwood, Ind., and resides in Fishers, Ind., with his wife, Erin, daughters Casey and Haley, and a son, Nolan.

JOE RIGOLI NEW JERSEY

Rigoli, 41, returns to the Cardinals' system after serving two seasons as bullpen coach for Philadelphia. Before joining the Phillies, Rigoli was a Cardinals scout from 1988 to 1995. He managed in the Cardinals' system for Gastonia (1981), Erie (1982-83; 86-87) and Springfield (1984), and coached at Louisville in 1985.

Rigoli is a former catcher who signed with the Oakland A's organization in 1978. He is married to the former Victoria Fisher and has two sons, Joseph Matthew (11/19/85) and Kevin (7/18/89), and one daughter, Alexandria (9/14/95).

MINOR LEAGUE INSTRUCTOR

DAVE RICKETTS MINOR LEAGUE CATCHING INSTRUCTOR

Ricketts is entering his 25th year as an instructor with the organization.

The 62-year-old Ricketts originally signed with the Cardinals in 1957. He was a backup catcher and pinch-hitter with the Cardinals from 1967 to 1969 and appeared in the 1967 and 1968 World Series. He spent his last season as a player with the Pittsburgh Pirates in 1970.

Ricketts began his coaching career with the Pirates, serving as their bullpen coach from 1971 to 1973. He joined the Cardinals as a major league coach in 1974. In 1976, he was named manager at Sarasota, where he guided the team to a third-place finish. He managed at Johnson City in 1977 before returning to the majors as a coach from 1978 to 1991. In 1995, he was the pitching coach at Savannah.

Ricketts was born in Pottstown, Pa. He earned a bachelor's of arts degree from Duquesne University, where he starred in basketball along with his brother, Dick, a former Cardinals pitcher. Ricketts lives in St. Louis with his wife, Barbara. The couple have one daughter, Candy.

SCOUTING SUPERVISORS



RANDY BENSON



DOUG CARPENTER



TIM CONROY



ROBERTO DIAZ



CHUCK FICK



STEVE GRILLI



MANNY GUERRA



DAVE KARAFF



MARTY KEOUGH



TOM MCCORMACK



SCOTT MELVIN



SCOTT NICHOLS



JAY NORTH



MIKE ROBERTS



ROGER SMITH

Not pictured: Clark Crist, Ben Galante, Joe Rigoli and Dane Walker.

ALPHABETICAL LISTING OF CITIES IN WHICH THE CARDINALS HAVE HAD MINOR LEAGUE AFFILIATES, 1925-1998

CITY	YEARS AFFILIATED	SEASONS	CITY	YEARS AFFILIATED	SEASONS
Albany, GA	1935-42, 1946-58	21	Lincoln, NE	1929-33	5
Albuquerque, NM	1937-39	3	Little Rock, AR	1966-98	33
Allentown, PA	1942-52, 1954-56	14	Louisville, KY	1982-97	16
Admore, OK	1953-57	5	Lynchburg, VA	1943-55	13
Asheville, NC	1935-42	8	Macon, GA	1983	1
Atlanta, GA	1962-63	2	Madison, WI	1994	1
Augusta, NJ	1994-98	5	Martinsville, VA	1934-38	5
Batesville, GA	1941	1	Memphis, TN	1937, 1960, 1998	3
Beaumont, TX	1956	1	Mexicali, Mexico	1954-56	3
Billings, MT	1957-63	7	Milwaukee, WI	1925	1
Bloomington, IN	1935	1	Mobile, AL	1937-42	6
Brunswick, GA	1962-63	2	Modesto, CA	1967-74	8
Calgary, Alberta, Canada	1977-78	2	Monnett, MO	1938-39	2
Cambridge	1941	1	Montgomery, AL	1950	1
Carthage, MO	1946-48	3	New Iberia, LA	1937-41	5
Caruthersville, MO	1936-40	5	New Orleans, LA	1940-44, 1977	6
Cedar Rapids, IA	1965-72	8	Norfolk, NE	1934, 1936	2
Chandler, AZ	1992-94	3	Norfolk-Portsmouth, VA	1962	1
Charleston, WV	1961	1	Omaha, NE	1947-59	13
Columbus, GA	1936-42, 1946-55, 1957	18	Orangeburg, SC	1973	1
Columbus, OH	1928-54	29	Paducah, KY	1938, 1952-55	5
Danville, IL	1925-32	8	Peoria, AZ	1989-91	3
Dayton, OH	1928-29	2	Peoria, IL	1954-56, 1995-98	7
Daytona Beach, FL	1936-41, 1954, 1957-60	11	Pocatello, ID	1940-42, 1946-51	9
Decatur, IL	1937-42, 1946-47, 1955-57	11	Portland, OR	1961	1
Dothan, AL	1953-56, 1958-1960	7	Portsmouth, VA	1937-40	4
Duluth, MN	1936-42, 1946-50	12	Prince William, VA	1997-98	2
Elmira, NY	1929-34	6	Raleigh, NC	1964-65	2
Erie, PA	1981-87	7	Rochester, NY	1927-60	34
Eugene, OR	1966	1	Rock Hill, NC	1964-66	3
Fayetteville, AR	1936-37	2	Rogers, AR	1935	1
Fort Smith, AR	1925-26	2	Sacramento, CA	1936-45	10
Fostoria, OH	1936-37	2	Salisbury, MD	1946-49	4
Fresno, CA	1941-42, 1946-56	13	Sanford, FL	1953, 1955	2
Gainesville, FL	1956	1	Sarasota, FL	1964-76	13
Gastonia, NC	1939, 1977-82	7	Savannah, GA	1984-95	12
Geneva, AL	1950	1	St. Joseph, MO	1930-31, 1937, 1946-51, 1953	10
Glens Falls, NY	1993	1	St. Petersburg, FL	1966-96	31
Goldboro, NC	1950-52	3	Scottdale, PA	1925-31	7
Grand Island, NE	1937-38	2	Shelby, NC	1937	1
Greensboro, NC	1930-34	5	Shelby-Gastonia, NC	1938	1
Greensburg, PA	1934-36, 1938	4	Sioux City, IA	1956	1
Greenville, TX	1925-26	2	Springfield, IL	1933, 1978-93	17
Greenwood, SC	1935	1	Springfield, MO	1930-42	13
Hamilton, Ontario, Canada	1939-42, 1946-55, 1988-92	19	Springfield, OH	1941-42	2
Hannibal, MO	1953-54	2	Stockton, CA	1958	1
Hazleton, PA	1935	1	Syracuse, NY	1925-26	2
Hazelwood-Baxley, GA	1952-55	4	Tallassee, AL	1948-49	2
Hobbs, NM	1958-59	2	Topeka, KS	1927-28	2
Hot Springs, AR	1954	1	Tri-Cities, WA	1951	1
Houston, TX	1925-42, 1946-58	31	Tulsa, OK	1959-76	18
Huntington, WV	1934-36	3	Union City, TN	1936-37, 1942	3
Jacksonville, FL	1964-65	2	Union Springs, AL	1936-38	3
Jacksonville, TX	1935	1	Washington, PA	1939-42	4
Jamestown, NY	1945	1	Waynesboro, VA	1925-30	6
Johnson City, TN	1938-55, 1961, 1976-98	42	West Frankfort, IL	1947-50	4
Joplin, MO	1954	1	Williamson, WV	1938-42	5
Keokuk, IA	1958-61	4	Willows, CA	1948-50	3
Lancaster, PA	1961	1	Winnipeg, Manitoba, Canada	1954-64	11
Lansing, MI	1940	1	Winston-Salem, NC	1945-53, 1957-60	13
Lawrenceville, VA	1948	1	Wytheville, VA	1957-59	3
Lebanon, PA	1949-50	2	York, PA	1958-59	2
Lewiston, ID	1957-71	5			

**PLAYERS SELECTED BY ST. LOUIS
IN THE JUNE AMATEUR DRAFT
WHO HAVE HAD MAJOR LEAGUE EXPERIENCE**

Year Drafted	Player	Round #	National Selection	Year Drafted	Player	Round #	National Selection
1995	Matt Morris	1st	12	1986	Luis Alicea	1st	23
1994	Curtis King	5th	110		Todd Zeile	2nd-Sup	55
1993	Alan Benes	1st	16		*Mark Guthrie	4th	101
	#Jay Witasick	2nd	58		Bien Figueroa	5th	127
	Eli Marrero	3rd	88		#Larry Carter	10th	257
	Jeff Berblinger	7th	200		Mike Perez	12th	312
1992	Sean Lowe	1st			Mark Grater	23rd	598
	Mike Gulan	2nd			Lonnie Maclin	3rd-Sec.	
	#Steve Montgomery	3rd	83	1985	Joe Magrane	1st	18
	Scarborough Green	10th			Tim Jones	2nd	46
	*Todd Greene	14th	391		Steve Peters	5th	124
	Brady Raggio	20th			Ray Stephens	6th	150
	T.J. Mathews	36th	1007		*Bryan Hickerson	9th	228
1991	Dmitri Young	1st	4		Howard Hilton	22nd	566
	Allen Watson	1st	21		*Blaine Beatty	2nd-Sec.	44-Sec.
	Brian Barber	1st	22	1984	#Mike Dunne	1st	7
	John Mabry	6th	155		Matt Kinzer	2nd	35
	Doug Creek	7th	181		Scott Arnold	5th	113
	Allen Battle	10th	259		Lance Johnson	6th	139
	Mike Difelice	11th	285		Greg Mathews	10th	243
	Mike Busby	14th	363		Craig Wilson	20th	503
	John Frascatore	24th	623		#Jeff Fassero	22nd	555
	Rigo Beltran	36th	675		Mike Fitzgerald	1st-Sec.	20-Sec.
1990	Donovan Osborne	1st	13	1983	Jim Lindeman	1st	24
	Aaron Holbert	1st	18		*Gary Green	2nd	50
	Marc Ronan	3rd	86		Tom Pagnozzi	8th	208
	#Scott Baker	7th	168		John Costello	24th	612
	Terry Bradshaw	9th	249	1982	Todd Worrell	1st	21
	Tom Urbani	13th	357		Terry Pendleton	7th	179
	#Duff Brumley	24th	649		Vince Coleman	10th	257
1989	#Mike Milchin	2nd	36		*Rob Dibble	11th	283
	Tripp Cromer	3rd	66	1981	#Bobby Meacham	1st	8
	*Todd Steverson	6th	144		Tom Nieto	3rd	60
	#Bill Hurst	20th	510		Curt Ford	4th	85
	Steve Dixon	31st	794		*Reggie Williams	6th	137
	Frank Cimorelli	37th	950		Jeff Keener	7th	163
1988	#John Ericks	1st	23		*Bruce Walton	9th	215
	Brian Jordan	1-Sup	30		Danny Cox	13th	319
	Rheal Cormier	6th	158		Randy Hunt	1st-Sec.	2-Sec.
	Mark Clark	9th	236	1980	*Dan Plesac	2nd	41
	#Joe Hall	10th	262		Rick Horton	4th	93
1987	Cris Carpenter	1st	14		Jim Adduci	7th	171
	#Jeremy Hernandez	2nd	45		*Rick Aguilera	37th	915
	Ray Lankford	3rd	71		*Ray Krawczyk	1st-Sec.	15
	*Mike Ignasiak	4th	97				
	Rod Brewer	5th	123				
	Tim Sherrill	18th	462				

PLAYERS SELECTED BY ST. LOUIS IN THE JUNE AMATEUR DRAFT WHO HAVE HAD MAJOR LEAGUE EXPERIENCE

(CONTINUED)

Year Drafted	Player	Round #	National Selection	Year Drafted	Player	Round #	National Selection
1979	Andy Van Slyke	1st	6	1972	#Dan Larson	1st	21
	*Ed Vosberg	2nd	58		Mike Proly	9th	213
	#Tom Dozier	10th	240	1971	Larry Herndon	3rd	54
	*Steve Stanicek	16th	422		Jerry Mumphrey	4th	79
	Mark Salas	17th	448		Jim Dwyer	11th	253
	#Terry Clark	22nd	575		Keith Hernandez	42nd	783
	Ralph Citarella	1st-Sec.	12-Sec.		*Roy Smalley	3rd-Sec.	25-Sec.
	*Mike Mason	2nd-Sec.	36-Sec.				
1978	*Mike Moore	3rd	67	1970	Greg Terlecky	5th	109
	#George Bjorkman	4th	93		Don Durham	7th	159
	*Bob Skube	18th	457		*Bob Alletta	8th	183
	*Curt Wardle	45th	1,125		Marc Hill	10th	234
	*Ed VanDeBerg	4th-Sec.	53-Sec.		John Denny	29th	679
					Bake McBride	37th	811
1977	Terry Kennedy	1st	6	1969	Mick Kelleher	3rd	68
	*Ricky Wright	2nd	32		Bill Stein	4th	90
	#Joe DeSa	3rd	58		*Bucky Dent	9th	210
	#Jim Gott	4th	84		*Bill Madlock	11th	258
	Andy Rincon	5th	110		Ken Reitz	31st	730
	Jeff Doyle	6th	136	1968	Tom Heintzelman	7th	151
	*Floyd Chiffer	23rd	625		#Don Kirkland	14th	319
	*Mike Jeffcoat	30th	755		*Craig Swan	23rd	528
	Neil Fiala	32nd	777		Bob Forsch	26th	594
1976	Leon Durham	1st	15		Tim Llodinac	33rd	
	Gene Roof	12th	279		#Dan Ford	35th	769
	#Ray Searage	22nd	591		*Ed Halicki	38th	809
	John Littlefield	31st	728	1967	Ted Simmons	1st	10
	John Fulgham	1st-Sec.	15-Sec.		Jerry Reuss	2nd	30
	*Charlie Lea	2nd-Sec.	26-Sec.		*Bart Johnson	3rd	50
1975	Kelly Paris	2nd	40		*Len Randle	9th	190
	Mike Ramsey	3rd	64		*Pat Osborne	33rd	NA
	#Andy Replogle	9th	208	1966	Leron Lee	1st	7
	Jim Lentine	12th	280		#Clay Kirby	3rd	47
	Al Olmstead	13th	304		*Bob Spence	4th	790
	*Karl Pagel	2nd-Sec.	26-Sec.		*Jim Panther	26th	NA
1974	Garry Templeton	1st	13		#John Sipin	56th	NA
	#Bill Caudill	8th	181		Jerry Davanon	1st-Sec.	17-Sec.
	*Dave Baker	23rd			Bob Chulpsa	2nd-Sec.	37-Sec.
	*Paul Molltor	28th	624				
1973	Jo Edelen	1st	12	1965	Harry Parker	5th	73
	#Randy Wiles	5th	108		#Dan McGinn	22nd	428
	John Tamargo	6th	132		#Jerry Robertson	28th	533
	Eric Rasmussen	33rd	714		*Rich Hacker	39th	NA
	*Gil Patterson	42nd			*Peter Hamm	41st	NA
	*Bryn Smith	49th	779				

* Drafted but not signed by St. Louis

Signed by St. Louis but played in ML for other organization

CARDINALS MINOR LEAGUE RECORDS SINCE 1925

YEAR	TOTAL NUMBER OF AFFILIATES	WON-LOSS RECORD	PCT.	PLAYOFF CLUBS	1ST PLACE CLUBS	PLAYOFF RECORD
1925	8	526-520	.503	0	0	—
1926	8	461-580	.443	0	0	—
1927	7	484-483	.501	0	1	—
1928	8	554-550	.502	2	2	8-8
1929	9	596-652	.478	1	1	4-5
1930	11	763-752	.504	3	3	7-3
1931	10	761-651	.539	2	3	11-8
1932	8	555-506	.523	2	2	5-3
1933	8	590-493	.545	3	3	11-12
1934	10	675-599	.530	5	3	18-17
1935	14	920-900	.505	7	6	27-22
1936	19	1,195-1,236	.492	5	5	16-15
1937	24	1,650-1,484	.526	15	8	62-63
1938	25	1,654-1,595	.509	13	3	47-38
1939	22	1,585-1,250	.559	17	8	78-58
1940	22	1,586-1,362	.538	12	5	45-37
1941	23	1,729-1,319	.567	19	8	61-60
1942	21	1,229-1,387	.470	7	2	23-19
1943	7	402-571	.413	3	1	17-10
1944	8	573-557	.507	4	2	21-13
1945	8	518-616	.457	4	0	8-17
1946	17	1,006-1,246	.447	3	1	4-12
1947	19	1,224-1,347	.476	8	3	32-32
1948	21	1,493-1,325	.530	12	6	42-47
1949	20	1,500-1,213	.553	16	4	35-60
1950	21	1,539-1,348	.533	11	6	38-44
1951	16	1,149-1,081	.515	9	2	27-31
1952	15	1,130-940	.546	13	3	43-47
1953	18	1,302-1,139	.533	10	6	34-36
1954	22	1,440-1,555	.481	9	1	33-38
1955	19	1,376-1,167	.541	13	3	41-37
1956	15	1,066-967	.524	8	3	31-24
1957	12	898-708	.559	6	4	31-14
1958	14	962-850	.531	7	1	12-19
1959	12	798-746	.517	7	2	14-19
1960	9	590-627	.485	3	1	14-6
1961	8	469-554	.458	2	0	1-7
1962	6	402-400	.501	3	1	17-6
1963	5	327-328	.499	2	0	11-5
1964	6	402-331	.548	3	2	5-11
1965	6	364-361	.502	2	2	3-3
1966	7	460-342	.574	3	4	6-9
1967	7	411-413	.499	2	2	3-3
1968	7	453-370	.550	3	2	6-6
1969	7	368-433	.459	0	0	—
1970	7	423-382	.525	2	2	2-3
1971	7	409-402	.504	1	1	2-3
1972	7	386-409	.486	1	1	2-0
1973	7	385-409	.485	2	2	9-7
1974	5	305-287	.515	1	1	4-3
1975	5	282-244	.536	1	1	3-2
1976	5	271-261	.509	0	1	—
1977	6	356-327	.521	3	2	10-5
1978	6	373-314	.543	2	2	1-3
1979	5	303-308	.496	1	2	5-0
1980	5	329-288	.533	4	2	11-5
1981	6	335-353	.487	1	0	2-3
1982	7	414-409	.503	1	1	0-2
1983	7	435-400	.522	3	3	6-11
1984	7	432-424	.505	3	2	13-8
1985	7	422-415	.504	3	2	5-5
1986	7	462-368	.557	3	3	6-6
1987	7	476-363	.567	4	3	4-11
1988	8	424-411	.508	1	1	0-2
1989	8	461-433	.516	3	2	13-9
1990	8	412-482	.461	1	1	2-3
1991	8	369-511	.419	0	0	—
1992	8	452-433	.511	1	1	0-1
1993	8	487-402	.548	2	2	3-4
1994	8	483-408	.542	5	4	10-6
1995	7	396-431	.479	1	1	6-2
1996	6	351-350	.501	1	0	1-2
1997	6	323-380	.459	0	0	—
Totals	775	51,091-48,408	.513	332	171	1,077-1,034

CARDINALS MINOR LEAGUE LEADERS — 1997

(Includes Regular-Season Games Only)

OFFENSIVE LEADERS

BATTING AVERAGE

Feramisco - JC	.342
Kennedy - PW/NJ	.325
Ozuna - JC	.323
Clapp - PW	.318
Robinson - Lou./Ark.	.318
MaCrory - NJ	.306
Butler - Peo.	.306
Kleiner - Ark./PW	.304
Costo - Lou.	.303
Munoz - Ark./PW	.297

DOUBLES

Butler - Peo.	37
Deck - Peo.	30
McHugh - PW	27
Costo - Lou.	26
Kleiner - Ark./PW	26
Munoz - Ark./PW	25
Green - Lou./Ark.	25
Richard - Ark.	24
LaRiviere - Ark.	24
Britt - Peo.	23

RBI'S

Dishington - PW	106
Freitas - Peo.	86
Munoz - Ark./PW	79
Haas - PW/Peo.	76
Butler - Peo.	71
Marrero - Lou.	68
Robinson - Lou./Ark.	62
Gulan - Lou.	61
McHugh - PW	61
LaRiviere - Ark.	60

WINS

Politte - Ark./PW	15-2
Weibl - PW	12-11
DeLeon - Peo.	11-3
Logan - Ark.	11-7
Villafana - Peo./NJ	9-3
Jimenez - PW	9-7
DeWitt - Peo.	9-9
Jarvis - Ark.	8-5
Croushore - Lou./Ark.	8-7
Stein - Ark.	8-7

SAVES

Almanza - PW	36
Crafton - Peo.	29
King - Lou./Ark.	19
Franks - PW/JC	12
Maxcy - Lou.	9
Heffernan - NJ	9
Glauber - Lou./Ark.	8
DeLeon - Peo.	8
Batchelor - Lou.	5
Looper - Ark./PW	5

STRIKEOUTS

Politte - Ark./PW	144
Avrard - PW/Peo.	144
Weibl - PW	135
Nussbeck - Peo.	132
DeWitt - Peo.	121
Lowe - Lou.	117
Aybar - Lou.	114
Stein - Ark.	114
Croushore - Lou./Ark.	108
Barber - Lou./Ark./PW	102

RUNS

Butler - Peo.	81
Saturria - Peo.	81
Haas - PW/Peo.	81
Robinson - Ark.	80
Bradshaw - Lou.	79
Freitas - Peo.	78
Dishington - PW	75
Polanco - Ark.	71
Green - Lou./Ark.	71
Munoz - Ark./PW	69

TRIPLES

Munoz - Ark./PW	9
Berblinger - Lou.	7
Marrero - Lou.	7
Green - Lou./Ark.	6
Bradshaw - Lou.	6
Kleiner - Ark./PW	6
Clapp - PW	6
Ordaz - Ark.	6
Gulan - Lou.	6
Dishington/Kennedy/Gentry	6

STOLEN BASES

Robinson - Lou./PW	40-23
Hogan - Peo.	28-16
Bradshaw - Lou.	26-10
Woolf - PW	26-5
Farley - PW/NJ	25-7
Berblinger - Lou.	24-12
MaCrory - NJ	23-3
Ozuna - JC	23-5
Saturria - Peo.	23-10
Cameron - Peo.	21-8

PITCHING LEADERS

INNINGS PITCHED

Weibl - PW	163.0
DeWitt - Peo.	158.1
Politte - Ark./PW	158.0
Logan - Ark.	153.0
Nussbeck - Peo.	151.1
Jimenez - PW	145.2
Raggio - Lou.	138.0
Aybar - Lou.	137.0
Croushore - Lou./Ark.	136.1
Heiserman/Avrard/Stein	133.2

APPEARANCES

Glauber - Ark.	65
West - Peo.	62
DeLeon - Peo.	60
Lovingier - Ark.	59
Almanza - PW	58
Nestor - PW	58
Welch - PW	58
Arrandale - Lou.	56
Riegert - Peo.	55
McNeill - Peo.	55

K'S/9 INNINGS

Geis - NJ/JC	12.4
Gooden - JC	11.9
Almanza - PW	11.6
West - Peo.	11.4
Franks - PW/JC	11.3
Woodward - NJ	10.9
Heffernan - NJ	10.0
Lovingier - Ark.	9.9
Avrard - PW/Peo.	9.7
Crafton - Peo.	9.7

HITS

Robinson - Ark.	169
Polanco - Ark.	148
Butler - Peo.	147
Munoz - Ark./PW	140
Berblinger - Lou.	135
Green - Lou./Ark.	130
Haas - PW/Peo.	122
Dishington - PW	122
Saturria - Peo.	122
Costo - Lou.	121

HOME RUNS

Freitas - Peo.	33
Dishington - PW	28
Leon - Peo.	20
Marrero - Lou.	20
Haas - PW/Peo.	19
Britt - Peo.	16
Butler - Peo.	15
Gulan - Lou.	14
Costo - Lou.	14

SLUGGING PCT.

Darr - JC	.589
Feramisco - JC	.538
Dishington - PW	.531
Freitas - Peo.	.518
Marrero - Lou.	.514
Clapp - PW	.487
Butler - Peo.	.485
Costo - Lou.	.483
Bevins - NJ	.468
Ozuna - JC	.453

ERA (STARTERS)

Politte - PW	2.22
McDougal - NJ	2.49
Villafana - Peo./NJ	2.76
Jimenez - PW	3.09
Aybar - Lou.	3.48
Jerue - NJ	3.52
Croushore - Lou./Ark.	3.63
Karnuth - Peo./NJ	3.65
Coogan - NJ	3.70
Reames - Peo.	3.98

ERA (RELIEVERS)

Franks - PW/JC	1.29
Almanza - PW	1.67
Jarvis - Ark.	1.91
Crafton - Peo.	1.96
Huffaker - NJ	2.40
Lovingier - Ark.	2.54
Heffernan - NJ	2.57
West - Peo.	3.02
Riegert - Peo.	3.11
Stechschulte - NJ	3.22

OPP. BATTING AVERAGE

Franks - PW/JC	.157
Almanza - PW	.172
West - Peo.	.197
Crafton - Peo.	.208
Politte - Ark./PW	.216
Donnelly - PW	.218
Heffernan - NJ	.223
Y.Hall - PW	.225
Jimenez - PW	.231
Huffaker - NJ	.233

1997 FINAL MINOR LEAGUE STATISTICS

LOUISVILLE REDBIRDS (AAA)

Manager: Gaylen Pitts

Record: 58-85 (Fourth in East, Eighth in league)

Attendance: 408,550 (Fifth)

All-Stars: Eli Marrero, C.

League Leaders: Matt Arrandale (9 IBB, tie) Jeff Berblingler (128 G-2B, 632 TC-2B, 258 PO-2B, 362 A-2B, 93 DP-2B), Mike Gulan (.948 FA-3B), Sean Lowe (10 HB, tie; 7.96 Ks/9IP), Eli Marrero (750 TC-C, 675 PO-C, 68 A-C), Brady Raggio (4 DP-P, tie).

MOST USED LINEUP (Most games at each position)

1B	Tim Costo.....88	OF	Terry Bradshaw122
2B	Jeff Berblingler128	OF	Kevin Koslofski.....99
3B	Mike Gulan.....107	OF	Micah Franklin94
SS	Aaron Holbert.....81	ST	Sean Lowe23
C	Eli Marrero100	REL	Matt Arrandale56

BATTERS	AVG	G	AB	R	H	2B	3B	HR	RBI	SB	E
Bell, David	.227	6	22	3	5	0	0	1	4	0	1
Berblingler, Jeff	.263	133	513	63	135	19	7	11	58	24	12
Bradshaw, Terry	.249	130	453	79	113	17	6	8	43	26	2
Costo, Tim	.303	121	400	52	121	26	2	14	54	4	4
Coughlin, Kevin	.257	12	35	2	9	1	0	0	2	0	0
Difelice, Mike	.250	1	4	1	1	0	0	1	1	0	0
Franklin, Micah	.221	99	326	49	72	14	1	12	48	2	3
Gallego, Mike	.278	6	18	0	5	1	0	0	1	1	1
Giannelli, Ray	.221	39	95	12	21	4	0	3	12	0	1
Green, Scarborough	.254	52	209	26	53	11	2	3	13	10	1
Gulan, Mike	.267	116	412	50	110	20	8	14	61	5	18
Holbert, Aaron	.255	93	314	32	80	14	3	4	32	9	27
Jordan, Brian	.150	6	20	1	3	0	0	0	2	0	0
Koslofski, Kevin	.211	106	285	37	60	14	3	9	27	1	3
Livingstone, Scott	.360	9	25	4	9	1	0	0	2	0	1
Marrero, Eli	.273	112	395	60	108	21	7	20	68	4	7
Mejia, Roberto	.333	6	21	3	7	1	0	1	2	0	1
Nevers, Tom	.233	71	227	22	53	9	0	8	27	1	9
Pagnozzi, Tom	.000	3	5	0	0	0	0	0	0	0	0
Plantier, Phil	.258	9	31	6	8	3	0	1	10	0	0
Robinson, Kerry	.111	2	9	0	1	0	0	0	0	0	0
Rupp, Brian	.275	59	189	17	52	7	2	0	16	1	4
Scarsone, Steve	.154	10	26	5	4	0	0	1	3	0	1
Stefanski, Mike	.305	57	197	26	60	10	0	6	22	0	8
Warner, Ron	.232	101	276	43	64	16	0	7	30	4	7
Wimmer, Chris	.167	5	12	0	2	0	0	0	1	0	0
Young, Dmitri	.274	24	84	10	23	7	0	4	14	1	1

PITCHERS	W-L	ERA	G	CG	SV	IP	H	R	ER	BB	SO
Arrandale, Matt	2-6	3.67	56	0	1	83.1	84	38	34	38	32
Aybar, Manny	5-8	3.48	22	3	0	137.0	131	60	53	45	114
Badorek, Mike	0-0	18.00	1	0	0	2.0	4	4	4	2	3
Barber, Brian	4-8	6.90	18	0	0	92.2	111	80	71	44	74
Batchelor, Rich	0-2	4.50	12	0	5	14.0	18	9	7	6	10
Bautista, Jose	2-0	0.00	11	0	0	17.1	3	0	0	2	11
Beltran, Rigo	5-2	2.32	9	1	0	54.1	45	17	14	21	46
Benes, Andy	0-0	1.80	1	0	0	5.0	3	1	1	1	5
Busby, Mike	4-8	4.61	15	1	0	93.2	95	49	48	30	65
Carpenter, Brian	0-0	4.32	4	0	1	8.1	11	4	4	5	9
Croushore, Rick	1-2	2.47	14	0	1	43.2	37	14	12	13	41
Detmers, Kris	3-3	7.20	10	0	0	35.0	43	28	28	17	22
Glauber, Keith	1-3	5.17	15	0	5	15.2	18	14	9	4	14
Heiserman, Rick	0-0	4.50	1	0	0	2.0	2	1	1	1	0
Jackson, Danny	1-0	1.80	4	0	0	25.0	20	6	5	8	14
King, Curt	2-1	2.05	16	0	3	22.0	19	5	5	6	9
Lowe, Sean	6-10	4.37	26	1	1	131.2	142	74	64	53	117
Ludwick, Eric	6-8	2.93	24	1	4	80.0	67	31	26	26	85
Matranga, Jeff	3-3	5.57	37	0	0	53.1	75	34	33	13	30
Maxcy, Brian	2-2	3.76	30	0	9	38.1	36	18	16	24	22
McGraw, Tom	1-4	5.33	45	0	0	49.0	55	34	29	26	39
Osborne, Donovan	0-1	4.73	3	0	0	13.1	13	7	7	5	13
Painter, Lance	1-0	5.23	18	0	0	20.2	18	14	12	4	22
Raggio, Brady	8-11	4.17	22	2	0	138.0	145	68	64	32	91
Rupp, Brian	0-0	36.00	1	0	0	1.0	3	4	4	1	0
Stefanski, Mike	0-0	9.00	1	0	0	1.0	3	1	1	0	1
Warner, Ron	0-0	18.00	1	0	0	1.0	2	2	2	2	0
Wiegandt, Scott	1-3	4.45	40	0	0	64.2	57	34	32	36	55

ARKANSAS TRAVELERS (AA)

Manager: Rick Mahler

Record: 68-72 (Second in East, Fourth in league)

Attendance: 195,935 (Fourth)

All-Stars: Placido Polanco, 2B; Kerry Robinson, OF.

League Leaders: Kevin Lovingier (9.93 Ks/9IP), Luis Ordaz (19 GiDP), Placido Polanco (.979 FA-2B, 425 A-2B, 110 DP-2B, tie), Kerry Robinson (523 AB, 23 CS).

MOST USED LINEUP (Most games at each position)

1B	Chris Richard	104	OF	Kerry Robinson	129
2B	Placido Polanco	128	OF	Scarborough Green	75
3B	Dee Dalton	70	OF	J. LaRiviere, J. McEwing	62
SS	Luis Ordaz	111	ST	Marcus Logan	25
C	G. Almond, K. McDonald	68	REL	Kevin Lovingier	59

BATTERS	AVG	G	AB	R	H	2B	3B	HR	RBI	SB	E
Almond, Greg	.203	68	158	23	32	4	1	0	16	0	5
Bell, David	.219	9	32	3	7	2	0	1	3	1	1
Coughlin, Kevin	.300	26	90	15	27	6	1	1	8	0	0
Dalton, Dee	.228	116	360	52	82	16	0	4	43	2	18
Difelice, Mike	.333	1	3	0	1	1	0	0	0	0	0
Green, Scarborough	.307	76	251	45	77	14	4	2	29	11	1
Kleiner, Stacy	.255	16	55	7	14	4	2	1	10	0	1
LaRiviere, Jason	.274	118	372	50	102	24	5	6	60	4	3
Malvey, Mike	.221	57	136	16	30	4	0	1	9	1	6
McDonald, Keith	.240	79	233	32	56	16	0	5	30	0	5
McEwing, Joe	.259	103	263	33	68	6	3	4	35	2	2
Munoz, Juan	.279	58	215	28	60	9	2	6	31	6	0
Ordaz, Luis	.287	115	390	44	112	20	6	4	58	11	33
Ozorio, Yudith	.208	84	144	23	30	2	1	0	9	6	1
Pagnozzi, Tom	.317	21	63	8	20	0	0	5	17	0	1
Pecorilli, Aldo	.360	31	111	21	40	10	0	4	22	2	2
Polanco, Placido	.291	129	508	71	148	16	3	2	51	19	14
Richard, Chris	.269	113	380	62	105	24	3	11	58	6	10
Robinson, Kerry	.321	135	523	80	168	16	3	2	62	40	7
Rupp, Brian	.295	36	122	18	36	9	0	1	15	0	4
Stefanski, Mike	.250	1	4	1	1	0	1	0	0	0	0

PITCHERS	W-L	ERA	G	CG	SV	IP	H	R	ER	BB	SO
Barber, Brian	0-1	10.47	3	0	0	16.1	28	19	19	5	15
Benes, Andy	1-0	1.29	1	0	0	7.0	2	1	1	2	6
Chavarria, David	3-6	4.50	28	0	2	90.0	85	56	45	41	62
Croushore, Rick	7-5	4.18	17	1	0	92.2	111	52	43	37	67
Detmers, Kris	5-7	5.77	15	0	0	78.0	99	54	50	27	44
Garcia, Frank	1-3	6.63	28	0	0	38.0	43	38	28	24	25
Glauber, Keith	5-7	2.75	50	0	3	59.0	48	22	18	25	53
Helserman, Rick	5-8	4.17	34	1	4	131.2	151	73	61	36	90
Jarvis, Matt	8-5	1.91	50	0	2	80.0	70	24	17	45	52
King, Curt	2-3	4.46	32	0	16	36.1	38	19	18	10	29
Logan, Marcus	11-7	4.12	27	1	0	153.0	152	75	70	64	101
Looper, Braden	1-4	5.91	19	0	5	21.1	24	14	14	7	20
Lovingier, Kevin	4-3	2.54	59	0	3	74.1	68	27	21	26	82
McEwing, Joe	0-0	27.00	1	0	0	0.1	1	1	1	0	1
Politte, Cliff	4-1	2.15	6	0	0	37.2	35	15	9	9	26
Pote, Lou	0-0	1.54	7	0	0	23.1	15	10	4	8	21
Stein, Blake	8-7	4.24	22	1	0	133.2	128	67	63	49	114
Westbrook, Destry	0-2	2.74	14	0	0	23.0	16	11	7	17	16
Windham, Mike	3-3	5.48	29	1	0	88.2	107	61	54	37	44

PRINCE WILLIAM CANNONS (A)

Manager: Roy Silver

Record: 69-70 (Second in North, Third in league)

Attendance: 214,037 (Fourth)

All-Stars: Nate Dishington, 1B; Cliff Politte, SP; Armando Almanza, RP

Pitcher of the Year: Cliff Politte

League Leaders: Armando Almanza (Rolands Relief Champion, 36 SV, 47 GF, 58 GP, tie), Nate Dishington (11 IBB), Chris Haas (.935 FA-3B), Joe Nestor (58 GP, tie), Cliff Politte (2.24 ERA, .917 WPct., .203 Opp.BA, 9.12 BR/9IP), Jose Jimenez (36 A-P), Clint Weibl (12 W, tie; 29 GS), Travis Welch (58 GP, tie)

MOST USED LINEUP (Most games at each position)

1B	Nate Dishington	100	OF	Ossie Garcia	97
2B	Jesus Ametller	52	OF	Ryan McHugh	83
3B	Chris Haas	97	OF	Juan Munoz	64
SS	Jason Woolf	70	ST	Clint Weibl	29
C	Dave Schmidt	82	REL	Almanza/Nestor/Welch	58

BATTERS	AVG	G	AB	R	H	2B	3B	HR	RBI	SB	E
Almond, Greg	.327	18	52	5	17	7	0	1	2	1	4
Ametller, Jesus	.270	60	215	26	58	10	2	3	26	3	5
Clapp, Stubby	.318	78	267	51	85	21	6	4	46	9	8
Dishington, Nate	.272	133	448	75	122	20	6	28	106	6	17
Falciglia, Tony	.197	64	147	16	29	8	0	2	17	1	2
Farley, Cordell	.261	61	211	34	55	9	3	3	32	24	5
Garcia, Ossie	.239	104	247	38	59	12	3	0	20	10	4
Haas, Chris	.238	100	361	58	86	10	2	14	54	1	19
Hall, Andy	.193	23	83	13	16	1	2	1	7	4	7
Jimenez, Ruben	.146	17	41	5	6	1	0	0	1	2	6
Kennedy, Adam	.312	35	154	24	48	9	3	1	27	4	10
Kleinar, Stacy	.313	91	310	37	97	22	4	4	32	1	11
Lankford, Ray	.308	4	13	3	4	1	0	0	4	1	0
Matvey, Mike	.228	32	123	22	28	12	0	3	22	1	15
Mazurek, Brian	.281	97	324	39	91	17	1	9	47	0	9
McHugh, Ryan	.265	116	442	68	117	27	2	8	61	4	9
McNally, Shawn	.217	47	138	12	30	7	1	0	18	3	3
Mejia, Miguel	.213	39	136	17	29	2	0	0	9	7	2
Munoz, Juan	.313	66	256	41	80	16	7	4	48	3	3
Ortega, William	.229	73	249	23	57	14	0	0	15	1	7
Schmidt, Dave	.195	82	231	23	45	9	0	0	19	2	10
Woolf, Jason	.247	70	251	59	62	11	3	6	18	26	20

PITCHERS	W-L	ERA	G	CG	SV	IP	H	R	ER	BB	SO
Almanza, Armando	2-3	1.67	58	0	36	64.2	38	18	12	32	83
Avrard, Corey	0-3	5.36	8	0	0	40.1	30	28	24	44	50
Barber, Brian	1-1	4.09	2	0	0	11.0	10	5	5	5	13
Benes, Adam	3-3	6.27	33	0	0	70.1	92	54	49	29	44
Benes, Andy	0-0	0.00	1	0	0	5.0	3	1	0	1	9
Conway, Keith	1-0	2.79	15	0	0	19.1	18	6	6	8	22
Donnelly, Robert	5-0	3.51	37	0	0	51.1	44	33	20	26	54
Franks, Lance	1-0	2.08	2	0	0	4.1	3	1	1	1	4
Garcia, Frank	2-2	9.00	18	0	0	24.0	36	30	24	12	14
Hall, Yates	6-7	4.77	26	0	0	109.1	89	70	58	94	75
Jimenez, Jose	9-7	3.09	24	2	0	145.2	128	73	50	42	81
Kown, John	2-6	6.92	20	0	0	66.1	83	60	51	25	32
Looper, Braden	3-6	4.48	12	0	0	64.1	71	38	32	25	58
McNeill, Kevin	2-6	4.96	55	0	1	69.0	66	43	38	28	58
Nestor, Joe	3-7	3.87	58	0	3	76.2	77	39	33	29	63
Politte, Cliff	11-1	2.24	19	0	0	120.1	89	37	30	31	118
Reed, Steve	2-2	4.31	7	0	0	39.2	45	24	19	12	25
Weibl, Clint	12-11	4.64	29	0	0	163.0	185	90	84	62	135
Welch, Travis	4-5	4.88	58	0	2	79.1	82	48	43	53	69

PEORIA CHIEFS (A)

Manager: Joe Cunningham

Record: 70-69 (Third in Central, Eighth in league)

Attendance: 148,585 (Seventh)

All-Stars: Jose Leon, 3B; Brent Butler, SS

Prospect of the Year: Brent Butler

League Leaders: Brent Butler (220 PO-SS), Kevin Crafton (7 IBB-P, tie), Joe Freitas (33 HR, 13.21 AB/HR), Jimmy Gargiulo (19 PB-C), Greg Montgomery (27 WP), Jay Reames (9 SH-P, 9 E-P, 6 DP-P), Luis Saturnia (24 A-OF), Adam West (62 G-P)

MOST USED LINEUP (Most games at each position)

1B	Billy Deck	79	OF	Luis Saturnia	115
2B	Paul Tanner	85	OF	Todd Hogan	112
3B	Jose Leon	107	OF	Ken Cameron	96
SS	Brent Butler	129	ST	DeWitt, Nussbeck	27
C	Jimmy Gargiulo	95	REL	Adam West	62

BATTERS	AVG	G	AB	R	H	2B	3B	HR	RBI	SB	E
Abell, Antonio	.160	13	25	4	4	0	0	0	2	2	1
Britt, Bryan	.225	123	413	58	93	23	1	16	59	5	6
Butler, Brent	.306	129	480	81	147	37	2	15	71	6	35
Cameron, Ken	.260	105	323	51	84	20	4	2	27	21	4
Deck, Billy	.269	114	383	51	103	30	0	3	53	2	10
Freitas, Joe	.250	122	436	78	109	16	1	33	86	6	6
Gargiulo, Jimmy	.239	96	305	39	73	14	0	2	29	1	13
Haas, Chris	.313	36	115	23	36	11	0	5	22	3	6
Harris, Rodger	.228	85	250	30	57	7	5	1	15	12	14
Hogan, Todd	.247	112	449	57	111	18	3	6	37	28	5
Leon, Jose	.231	118	399	50	92	21	2	20	54	6	25
McClendon, Travis	.214	6	14	1	3	0	0	0	2	0	2
McNeal, Pepe	.246	56	142	18	35	9	0	5	25	0	5
Rivera, Miguel	.149	49	114	8	17	0	1	0	13	1	3
Saturnia, Luis	.274	122	445	81	122	19	5	11	51	23	9
Schmidt, Todd	.000	1	0	1	0	0	0	0	0	0	0
Tanner, Paul	.233	104	318	31	74	19	3	1	33	9	16

PITCHERS	W-L	ERA	G	CG	SV	IP	H	R	ER	BB	SO
Avrard, Corey	4-5	6.36	20	0	0	93.1	97	76	66	69	94
Crafton, Kevin	7-2	1.96	50	0	29	55.0	40	16	12	18	59
DeLeon, Jose	11-3	5.01	60	0	8	73.2	79	46	41	35	76
Dewitt, Matt	9-9	4.09	27	1	0	158.1	152	84	72	57	121
Gallagher, Keith	2-1	5.79	31	0	0	56.0	68	45	36	29	43
Karnuth, Jason	0-3	6.65	4	0	0	23.0	29	19	17	7	12
Montgomery, Greg	2-8	8.53	40	0	1	82.1	103	89	78	69	68
Nussbeck, Mark	8-12	4.58	27	2	0	151.1	181	92	77	56	132
Onofrei, Tim	5-5	4.78	42	0	0	98.0	111	66	52	45	69
Reames, Jay	6-9	3.98	27	2	0	133.1	132	77	59	86	83
Reed, Steve	4-3	5.85	38	0	0	75.2	107	56	50	16	64
Riegert, Tim	4-2	3.11	55	0	0	75.1	79	35	26	31	69
Rivera, Miguel	0-0	0.00	1	0	0	1.0	1	0	0	1	0
Villafana, Jose	5-3	2.82	10	1	0	60.2	59	22	19	26	28
West, Adam	3-4	3.02	62	0	0	65.2	46	23	22	33	83

NEW JERSEY CARDINALS (A)

Manager: Jeff Shireman

Record: 35-39 (Third in McNamara, Eighth in league)

Attendance: 171,244 (Second)

All-Stars: Andy Bevens, OF

League Leaders: Chris Martine (8 DP-C), Mike McDougal (2 SHO, tie)

MOST USED LINEUP (Most games at each position)

1B	Luke Quaccia60	OF	Jason Lee.....59
2B	Robert MaCrory66	OF	David Kim45
3B	Aaron Gentry49	OF	Mike Speckhardt.....44
SS	Taber Maier37	ST	Ruben Rosario14
C	Chris Martine47	REL	Michael Huffaker33

BATTERS	AVG	G	AB	R	H	2B	3B	HR	RBI	SB	E
Abell, Antonio	.225	10	40	11	9	0	0	1	4	1	2
Bevens, Andy	.272	65	235	35	64	9	5	9	44	2	3
Chabot, Kevin	.154	12	39	2	6	0	0	1	4	0	2
Farley, Cordell	.368	6	19	6	7	0	0	0	1	1	0
Gentry, Aaron	.249	64	225	30	56	8	6	3	32	4	19
Glick, Brady	.216	32	102	9	22	4	0	1	20	0	3
Kennedy, Adam	.342	29	114	20	39	6	3	0	19	9	7
Kim, David	.278	58	205	38	57	16	2	5	35	5	0
Lee, Jason	.239	60	226	34	54	10	0	5	37	8	6
MaCrory, Robert	.306	67	248	52	76	9	2	1	26	23	15
Maier, Taber	.213	50	155	19	33	9	1	2	22	6	6
Martine, Chris	.211	47	142	22	30	5	0	0	12	0	7
Mejia, Miguel	.331	30	124	22	41	8	1	0	14	11	4
Quaccia, Luke	.230	60	204	27	47	5	0	5	23	2	5
Schmidt, Todd	.211	15	38	2	8	2	0	0	2	0	0
Speckhardt, Mike	.185	51	135	15	25	5	1	0	6	3	3
Vazquez, Roberto	.122	19	49	3	6	1	0	1	4	0	3
Wilson, Scott	.248	44	141	28	35	9	1	6	21	0	3

PITCHERS	W-L	ERA	G	CG	SV	IP	H	R	ER	BB	SO
Arnold, Neal	0-2	3.93	23	0	0	36.2	35	21	16	9	27
Brunette, Justin	1-0	7.94	6	0	0	5.2	13	6	5	0	6
Coogan, Patrick	2-5	3.70	10	0	0	56.0	56	27	23	14	37
Geis, John	0-0	3.00	3	0	0	3.0	2	1	1	3	3
Heffernan, Greg	0-2	2.57	26	0	9	28.0	23	9	8	7	31
Huffaker, Michael	1-4	2.40	33	0	1	45.0	40	17	12	16	36
Jerue, Tristan	5-4	3.52	13	0	0	71.2	73	35	28	21	55
Karnuth, Jason	4-1	1.86	7	0	0	38.2	33	8	8	9	23
Levey, Joshua	1-3	5.35	18	0	0	33.2	31	21	20	14	25
McDougal, Mike	4-4	2.49	13	2	0	68.2	62	24	19	9	63
Navarro, Jason	1-6	6.85	10	1	0	44.2	60	40	34	22	41
Rosario, Ruben	5-5	4.28	14	1	0	73.2	64	42	35	37	66
Stechschulte, Gene	1-1	3.22	30	0	1	36.1	45	16	13	16	28
Villafana, Jose	4-0	2.63	5	0	0	27.1	20	10	8	9	20
Wingerd, Joshua	4-1	6.43	20	0	0	28.0	43	23	20	6	20
Woodward, Finley	2-1	3.34	29	0	1	32.1	30	14	12	10	39

JOHNSON CITY CARDINALS (R)

Manager: Steve Turco

Record: 23-45 (Fifth in South, 10th in league)

Attendance: 43,300 (Fourth-tied)

All-Stars: Pablo Ozuna, SS; Derek Feramisco, OF

League Leaders: Lance Franks (12 SV, tie; 23 GF; 6.75 BR/9IP), Derek Gooden (31 GP), Toribio Guzman (75 R, 60 ER, 6 BK), Otoniel Lanfranco (8 L, tie; 14 HR-P), Steve Norris (6 E-P, tie), Pablo Ozuna (6 SH, tie), Joe Secoda (.990 FA-OF)

MOST USED LINEUP (Most games at each position)

1B	Brandon Folkers.....	47	OF	Miguel Diaz.....	57
2B	Danilo Araujo	51	OF	Joe Secoda	45
3B	Ryan Darr.....	52	OF	Carl Gooden	39
SS	Pablo Ozuna.....	56	ST	O. Lanfranco, S. Norris.....	14
C	Jovany Williams	39	REL	Derek Gooden	31

BATTERS	AVG	G	AB	R	H	2B	3B	HR	RBI	SB	E
Afonso, Eliezer	.275	38	120	15	33	11	1	2	15	0	4
Araujo, Danilo	.251	54	187	33	47	7	3	1	24	8	10
Darr, Ryan	.297	54	192	35	57	22	2	10	33	0	16
Davis, Tim	.059	13	34	4	2	0	0	0	0	2	1
Diaz, Miguel	.283	59	223	33	63	17	1	4	28	1	7
Eckelman, Alex	.321	49	165	30	53	13	1	7	27	3	13
Feramisco, Derek	.342	53	184	34	63	12	3	6	36	8	4
Folkers, Brandon	.293	53	150	20	44	8	2	3	20	3	10
Gooden, Carl	.234	43	107	17	25	5	0	4	12	7	9
Kalcounos, Andy	.130	9	23	4	3	1	0	0	2	0	6
Ledbetter, Blake	.119	16	42	2	5	1	0	0	2	0	0
Libre, Brian	.267	33	105	17	28	10	0	4	22	1	7
McIntyre, Remer	.187	39	107	11	20	3	2	0	3	0	2
Ozuna, Pablo	.323	56	232	40	75	13	1	5	24	23	25
Rodriguez, Miguel	.105	8	19	1	2	0	0	0	0	0	0
Secoda, Joe	.251	52	187	21	47	5	0	3	16	4	3
Torres, Reynaldo	.140	34	107	4	15	1	0	1	4	0	7
Williams, Jovany	.246	41	142	25	35	10	1	7	23	2	7

PITCHERS	W-L	ERA	G	CG	SV	IP	H	R	ER	BB	SO
Folkers, Brandon	0-0	4.15	4	0	0	4.1	8	2	2	0	6
Franks, Lance	0-0	1.17	26	0	12	30.2	16	4	4	7	40
Garcia, Wilson	0-2	6.66	25	0	0	48.2	78	59	36	21	44
Geis, John	3-4	3.98	30	0	0	40.2	44	27	18	15	57
Gooden, Carl	1-0	0.00	1	0	0	2.0	1	0	0	1	3
Gooden, Derek	2-2	3.72	31	0	1	36.1	41	22	15	21	48
Guzman, Toribio	1-7	8.44	13	0	0	64.0	91	75	60	26	49
Hogge, Shawn	0-1	5.11	3	0	0	12.1	16	9	7	6	10
Hopson, Craig	1-3	9.93	15	0	0	29.0	44	43	32	32	23
Lambert, Jeremy	1-1	9.19	27	0	1	32.1	46	42	33	37	29
Lanfranco, Otoniel	2-8	7.64	14	0	0	68.1	85	60	58	31	69
Miller, Matt	2-2	7.88	20	0	0	40.0	62	43	35	16	32
Norris, Stephen	4-7	5.90	14	0	0	71.2	84	64	47	42	72
Ortega, Franklin	3-4	7.30	18	1	0	49.1	62	46	40	39	46
Rodriguez, Jose	0-0	4.05	4	0	0	6.2	4	3	3	3	8
Rojas, Francisco	1-1	5.40	6	0	0	10.0	11	8	6	8	9
Tuttle, John	2-3	7.88	7	0	0	32.0	35	30	28	15	24

MINOR LEAGUE PLAYERS

ABELL, Antonio A. (Tony)

OF

Height - 5'10 Bats - R Born - 1/13/75 at Ekron, KY
 Weight - 180 Throws - R Resides - Ekron, KY

SCHOOL - Meade County HS

HOW OBTAINED - Cardinals' 9th round selection in the June, 1994 free agent draft.

Abell — Complete Record

YR	CLUB	LG	AVG	G	AB	R	H	2B	3B	HR	RBI	BB	SO	SB
94	Chandler	Ariz	.104	30	77	8	8	0	0	0	3	8	35	2
95	Savannah	SAL	.122	17	49	1	6	1	0	0	2	4	18	1
	Johnson City	Appy	.258	55	190	27	49	10	2	0	16	22	76	8
96	Johnson City	Appy	.267	45	131	38	35	6	1	1	9	22	43	10
	New Jersey	NYP	.120	7	25	4	3	0	0	0	1	4	11	1
97	Peoria	Mid	.160	13	25	4	4	0	0	0	2	4	12	2
	New Jersey	NYP	.225	10	40	11	9	0	0	1	4	3	16	1
MINOR LEAGUE TOTALS			.212	177	537	93	114	17	3	2	37	67	211	25

ABREU, Eduardo

OF

Height - 6'2 Bats - R Born - 3/22/80 at Santo Domingo, DR
 Weight - 180 Throws - R Resides - Bajos de Haina, DR

HOW OBTAINED - Signed by the Cardinals as a non-drafted free agent on 4/1/97.

Abreu — Complete Record

YR	CLUB	LG	AVG	G	AB	R	H	2B	3B	HR	RBI	BB	SO	SB
97	DSL Cardinals	DSL	.245	48	139	14	21	4	0	3	12	19	45	1
MINOR LEAGUE TOTALS			.245	48	139	14	21	4	0	3	12	19	45	1

ACOSTA, Luis V.

RHP

Height - 6'2 Bats - R Born - 3/18/80 at Puerto Piritu, Venezuela
 Weight - 180 Throws - R Resides - Puerto Piritu, Venezuela

HOW OBTAINED - Signed by the Cardinals as a non-drafted free agent on 4/9/97.

Acosta — Complete Record

YR	CLUB	LG	W-L	ERA	G	GS	CG	SV	IP	H	R	ER	BB	SO
97	VSL Cardinals	VSL	5-2	3.67	10	NA	NA	0	41.2	39	23	17	16	26
MINOR LEAGUE TOTALS			5-2	3.67	10	NA	NA	0	41.2	39	23	17	16	26

ALCANTARA, Alvin

LHP

Height - 6'0 Bats - L Born - 5/25/78 at Santiago, DR
 Weight - 145 Throws - L Resides - Santiago, DR

HOW OBTAINED - Signed by the Cardinals as a non-drafted free agent on 4/9/96.

Alcantara — Complete Record

YR	CLUB	LG	W-L	ERA	G	GS	CG	SV	IP	H	R	ER	BB	SO
96	DSL Cardinals	DSL	9-3	2.03	15	15	3	0	93.1	77	35	21	24	71
97	DSL Cardinals	DSL	8-1	1.26	13	13	1	0	85.2	64	17	12	27	60
MINOR LEAGUE TOTALS			17-4	1.66	28	28	4	0	179.0	141	52	33	51	131

ALFONSO, Eliezer**C**

Height - 6'0 Bats - R Born - 2/7/79 at Puerto la Cruz, Venezuela
 Weight - 170 Throws - R Resides - Puerto la Cruz, Venezuela

SCHOOL - Antonio Maria Crelet HS

HOW OBTAINED - Signed by the Cardinals as a non-drafted free agent on 7/13/96.

Alfonso — Complete Record

YR	CLUB	LG	AVG	G	AB	R	H	2B	3B	HR	RBI	BB	SO	SB
96	DSL Cardinals	DSL	.325	24	80	6	26	5	1	1	16	5	21	2
97	Johnson City	Appy	.275	38	120	15	33	11	1	2	15	7	34	0
MINOR LEAGUE TOTALS			.295	62	200	21	59	16	2	3	31	12	55	2

ALMOND, Gregory S. (Greg)**C**

Height - 6'0 Bats - R Born - 4/14/71 at Panama City, FL
 Weight - 195 Throws - R Resides - Panama City, FL

SCHOOL - North Carolina State

HOW OBTAINED - Cardinals' 24th round selection in the June, 1993 free agent draft.

Almond — Complete Record

YR	CLUB	LG	AVG	G	AB	R	H	2B	3B	HR	RBI	BB	SO	SB
93	Glens Falls	NYP	.255	68	239	33	61	17	1	2	30	31	47	4
94	Madison	Mid	.234	97	303	37	71	15	1	4	30	29	76	1
95	Savannah	SAL	.161	18	56	2	9	2	0	0	3	8	16	0
96	Peoria	Mid	.231	90	273	28	63	14	0	2	41	26	75	2
97	Arkansas	Tex	.203	69	158	23	32	4	1	0	16	29	38	0
	Prince William	Caro	.327	18	52	5	17	7	0	1	2	5	11	1
MINOR LEAGUE TOTALS			.234	360	1081	128	253	59	3	9	122	128	263	8

AMETLLER, Jesus E.**2B**

Height - 5'8 Bats - L Born - 7/25/74 at Havana, Cuba
 Weight - 175 Throws - R Resides - Hialeah, FL

HOW OBTAINED - Signed by the Cardinals as a non-drafted free agent on 3/11/97.

Ametller — Complete Record

YR	CLUB	LG	AVG	G	AB	R	H	2B	3B	HR	RBI	BB	SO	SB
97	Prince William	Caro	.270	60	215	26	58	10	2	3	26	15	12	3
MINOR LEAGUE TOTALS			.270	60	215	26	58	10	2	3	26	15	12	3

ARAUJO, Danilo**IF**

Height - 5'10 Bats - R Born - 1/7/77 at Bani, DR
 Weight - 160 Throws - R Resides - Bani, DR

HOW OBTAINED - Signed by the Cardinals as a non-drafted free agent on 4/24/95.

Araujo — Complete Record

YR	CLUB	LG	AVG	G	AB	R	H	2B	3B	HR	RBI	BB	SO	SB
95	DSL Cardinals	DSL	.296	47	159	41	47	5	5	0	28	33	25	18
96	DSL Cardinals	DSL	.303	70	261	77	79	9	2	1	22	61	36	36
97	Johnson City	Appy	.251	54	187	33	47	7	3	1	24	32	42	8
MINOR LEAGUE TOTALS			.285	171	607	151	173	21	10	2	74	126	103	62

ARNOLD, Neal T.**RHP**

Height - 6'5 Bats - R Born - 5/21/75 at Sargeant, NE
 Weight - 230 Throws - R Resides - Kearney, NE

SCHOOL - University of Nebraska - Kearney

HOW OBTAINED - Cardinals' 28th round selection in the June, 1997 free agent draft.

Arnold — Complete Record

YR	CLUB	LG	W-L	ERA	G	GS	CG	SV	IP	H	R	ER	BB	SO
97	New Jersey	NYP	0-2	3.93	23	0	0	0	36.2	35	21	16	9	27
MINOR LEAGUE TOTALS			0-2	3.93	23	0	0	0	36.2	35	21	16	9	27

ARRANDALE, Matthew R. (Matt)**RHP**

Height - 6'0 Bats - R Born - 12/14/70 at St. Louis, MO
 Weight - 165 Throws - R Resides - St. Louis, MO

SCHOOL - University of Illinois

HOW OBTAINED - Cardinals' 35th round selection in the June, 1993 free agent draft.

Arrandale — Complete Record

YR	CLUB	LG	W-L	ERA	G	GS	CG	SV	IP	H	R	ER	BB	SO
93	Glens Falls	NYP	3-4	4.59	12	12	0	0	68.2	77	42	35	14	53
	St. Pete	FSL	1-0	1.29	2	2	0	0	14.0	8	2	2	3	11
94	Savannah	SAL	15-3	1.76	19	19	5	0	133.1	112	36	26	21	121
	St. Pete	FSL	3-4	3.36	9	9	0	0	59.0	65	26	22	11	29
95	Arkansas	Tex	3-5	3.28	47	3	0	2	68.2	72	28	25	22	28
96	Louisville	AmAs	5-4	4.78	63	0	0	3	79.0	83	51	42	33	38
97	Louisville	AmAs	2-6	3.67	56	1	0	1	83.1	84	38	34	38	32
MINOR LEAGUE TOTALS			32-26	3.31	208	46	5	6	506.0	501	223	186	142	312

AVRARD, Corey E.**RHP**

Height - 6'4 Bats - R Born - 12/6/76 at Metairie, LA
 Weight - 190 Throws - R Resides - Metairie, LA

SCHOOL - Archbishop Rummel HS

HOW OBTAINED - Cardinals' 3rd round selection in the June, 1994 free agent draft. Signed to a 1995 contract on 8/16/94.

Avrard — Complete Record

YR	CLUB	LG	W-L	ERA	G	GS	CG	SV	IP	H	R	ER	BB	SO
95	Savannah	SAL	1-6	3.98	13	13	0	0	54.1	38	25	24	33	51
96	Peoria	Mid	5-9	4.24	21	21	2	0	110.1	105	73	52	58	103
97	Peoria	Mid	4-5	6.36	20	20	0	0	93.1	97	76	66	69	94
	Prince William	Caro	0-3	5.36	8	8	0	0	40.1	30	28	24	44	50
MINOR LEAGUE TOTALS			10-23	5.01	62	62	2	0	298.1	270	202	166	204	298

BANEZ, Marco T.**OF**

Height - 6'1 Bats - L Born - 9/24/79 at Maracay, Venezuela
 Weight - 175 Throws - L Resides - Maracay, Venezuela

HOW OBTAINED - Signed by the Cardinals as a non-drafted free agent on 4/16/97.

Banez — Complete Record

YR	CLUB	LG	AVG	G	AB	R	H	2B	3B	HR	RBI	BB	SO	SB
97	DSL Cardinals	DSL	.000	0	0	0	0	0	0	0	0	0	0	0
MINOR LEAGUE TOTALS			.000	0	0	0	0	0	0	0	0	0	0	0

BARNES, Brian K.**LHP**Height - 5'9
Weight - 170Bats - L
Throws - LBorn - 3/25/67 at Roanoke Rapids, NC
Resides - Dacula, GA

SCHOOL - Clemson University

HOW OBTAINED - Signed by the Cardinals as a minor league free agent on 12/8/97.

Barnes — Complete Record

YR	CLUB	LG	W-L	ERA	G	GS	CG	SV	IP	H	R	ER	BB	SO
89	Jamestown	NY-Penn	1-0	1.00	2	2	0	0	9.0	4	1	1	3	15
	West Palm	FSL	4-3	0.72	7	7	4	0	50.0	25	9	4	16	67
	Indianapolis	AmAs	1-0	1.50	1	1	0	0	6.0	5	1	1	2	5
90	Jacksonville	Sou	13-7	2.77	29	28	3	0	201.1	144	78	62	87	213
	MONTREAL	NL	1-1	2.89	4	4	1	0	28.0	25	10	9	7	23
91	MONTREAL	NL	5-8	4.22	28	27	1	0	160.0	135	82	75	84	117
	West Palm	FSL	0-0	0.00	2	2	0	0	7.0	3	0	0	4	6
	Indianapolis	AmAs	2-0	1.64	2	2	0	0	11.0	6	2	2	8	10
92	Indianapolis	AmAs	4-4	3.69	13	13	2	0	83.0	69	35	34	30	77
	MONTREAL	NL	6-6	2.97	21	17	0	0	100.0	77	34	33	46	65
93	MONTREAL	NL	2-6	4.41	52	8	0	3	100.0	100	53	49	48	60
94	Charlotte	Int.	0-1	3.93	13	0	0	1	18.1	17	10	8	8	23
	CLEVELAND	AL	0-1	5.40	6	0	0	0	13.1	12	10	8	15	5
	LOS ANGELES	NL	0-0	7.20	5	0	0	0	5.0	10	4	4	4	5
94	Albuquerque	PCL	5-1	6.32	9	9	0	0	47.0	57	38	33	23	44
95	Pawtucket	Int.	7-5	4.23	21	18	2	0	106.1	107	62	50	30	90
96	Jacksonville	Sou	4-6	3.74	13	12	1	0	74.2	74	37	31	25	74
	Toledo	Int.	6-6	3.99	14	13	2	0	88.0	85	49	39	29	70
97	Toledo	Int.	7-10	6.71	32	18	0	0	115.1	143	100	86	57	86
MAJOR LEAGUE TOTALS			14-22	3.94	116	56	2	3	406.1	359	193	178	204	275
MINOR LEAGUE TOTALS			54-43	3.87	158	125	14	1	817.0	739	422	351	322	780

BENES, Adam C.**RHP**Height - 6'2
Weight - 195Bats - L
Throws - RBorn - 3/12/73 at Evansville, IN
Resides - Lake Forest, IL

SCHOOL - University of Evansville

HOW OBTAINED - Cardinals' 20th round selection in the June, 1995 free agent draft.

Benes — Complete Record

YR	CLUB	LG	W-L	ERA	G	GS	CG	SV	IP	H	R	ER	BB	SO
95	New Jersey	NYP	5-3	3.36	19	10	0	0	75.0	71	30	28	23	47
96	Peoria	Mid	2-2	3.74	43	0	0	0	65.0	58	31	27	28	64
97	Prince William	Caro	3-3	6.27	33	5	0	0	70.1	92	54	49	29	44
MINOR LEAGUE TOTALS			10-8	4.45	95	15	0	0	210.1	221	115	104	80	155

BEVINS, Andrew G. (Andy)**OF**Height - 6'3
Weight - 215Bats - R
Throws - RBorn - 10/10/75 at Sacramento, CA
Resides - Port Coquitlan, BC

SCHOOL - San Diego State University

HOW OBTAINED - Cardinals' 36th round selection in the June, 1997 free agent draft.

Bevins — Complete Record

YR	CLUB	LG	AVG	G	AB	R	H	2B	3B	HR	RBI	BB	SO	SB
97	New Jersey	NYP	.272	65	235	35	64	9	5	9	44	18	66	2
MINOR LEAGUE TOTALS			.272	65	235	35	64	9	5	9	44	18	66	2

BLANCO, Wilmer A.**OF**

Height - 6'3 Bats - R Born - 12/13/79 at Maracay, Venezuela
 Weight - 180 Throws - R Resides - Turmero, Venezuela

HOW OBTAINED - Signed by the Cardinals as a non-drafted free agent on 4/16/97.

Blanco — Complete Record

YR	CLUB	LG	AVG	G	AB	R	H	2B	3B	HR	RBI	BB	SO	SB
97	VSL Cardinals	VSL	.000	16	27	2	0	0	0	0	1	1	11	0
MINOR LEAGUE TOTALS			.000	16	27	2	0	0	0	0	1	1	11	0

BRITT, Ronnie B. (Bryan)**OF/1B**

Height - 6'2 Bats - R Born - 4/16/75 at Wilmington, NC
 Weight - 215 Throws - R Resides - Wilmington, NC

SCHOOL - University of North Carolina-Wilmington

HOW OBTAINED - Cardinals' 4th round selection in the June, 1996 free agent draft.

Britt — Complete Record

YR	CLUB	LG	AVG	G	AB	R	H	2B	3B	HR	RBI	BB	SO	SB
96	New Jersey	NYP	.239	69	268	28	64	12	1	7	42	19	86	3
97	Peoria	Mid	.225	123	413	58	93	23	1	16	59	39	104	5
MINOR LEAGUE TOTALS			.231	192	681	86	157	35	2	23	101	58	190	8

BRUNETTE, Justin T.**LHP**

Height - 6'1 Bats - L Born - 10/07/75 at Los Alamitos, CA
 Weight - 200 Throws - L Resides - Huntington Beach, CA

SCHOOL - San Diego State University

HOW OBTAINED - Cardinals' 20th round selection in the June, 1997 free agent draft.

Brunette — Complete Record

YR	CLUB	LG	W-L	ERA	G	GS	CG	SV	IP	H	R	ER	BB	SO
97	New Jersey	NYP	1-0	7.94	6	0	0	0	5.2	13	6	5	0	6
MINOR LEAGUE TOTALS			1-0	7.94	6	0	0	0	5.2	13	6	5	0	6

BUTLER, Justin B. (Brent)**SS**

Height - 6'0 Bats - R Born - 2/11/78 at Laurinburg, NC
 Weight - 180 Throws - R Resides - Laurinburg, NC

SCHOOL - Scotland County HS

HOW OBTAINED - Cardinals' 3rd round selection in the June, 1996 free agent draft.

Butler — Complete Record

YR	CLUB	LG	AVG	G	AB	R	H	2B	3B	HR	RBI	BB	SO	SB
96	Johnson City	Appy	.343	62	248	45	85	21	1	8	50	25	29	8
97	Peoria	Mid	.306	129	480	81	147	37	2	15	71	63	69	6
MINOR LEAGUE TOTALS			.319	191	728	126	232	58	3	23	121	88	98	14

BYRD, Isaac**OF**

Height - 6'2 Bats - R Born - 11/16/74 at St. Louis, MO
 Weight - 180 Throws - R Resides - St. Louis, MO

SCHOOL - University of Kansas

HOW OBTAINED - Cardinals' 11th round selection in the June, 1996 free agent draft.

Byrd — Complete Record

YR	CLUB	LG	AVG	G	AB	R	H	2B	3B	HR	RBI	BB	SO	SB
96	Johnson City	Appy	.277	24	94	16	26	6	1	2	15	8	19	5
97	DID NOT PLAY													
MINOR LEAGUE TOTALS			.277	24	94	16	26	6	1	2	15	8	19	5

CAMERON, Kenneth D. (Ken)**OF**

Height - 6'0 Bats - L Born - 3/1/73 at El Paso, TX
 Weight - 185 Throws - L Resides - Tigard, OR

SCHOOL - Washington State University

HOW OBTAINED - Cardinals' 14th round selection in the June, 1995 free agent draft.

Cameron — Complete Record

YR	CLUB	LG	AVG	G	AB	R	H	2B	3B	HR	RBI	BB	SO	SB
95	New Jersey	NYP	.239	39	138	18	33	9	1	0	10	12	20	5
96	New Jersey	NYP	.289	53	190	43	55	10	6	0	20	34	37	8
97	Peoria	Mid	.260	105	323	51	84	20	4	2	27	35	50	21
MINOR LEAGUE TOTALS			.264	197	651	112	172	39	11	2	57	81	107	34

CARPIO, Roberto A.**OF**

Height - 6'1 Bats - R Born - 12/29/78 at San Pedro de Macoris, DR
 Weight - 175 Throws - R Resides - San Pedro de Macoris, DR

HOW OBTAINED - Signed by the Cardinals as a non-drafted free agent on 5/20/96.

Carpio — Complete Record

YR	CLUB	LG	AVG	G	AB	R	H	2B	3B	HR	RBI	BB	SO	SB
96	DSL Cardinals	DSL	.313	47	128	25	40	5	1	2	22	5	29	8
97	DSL Cardinals	DSL	.241	66	249	29	60	13	2	1	21	6	35	17
MINOR LEAGUE TOTALS			.265	113	377	54	100	18	3	3	43	11	64	25

CARVAJAL, Ramon O.**IF**

Height - 5'10 Bats - S Born - 3/04/81 at Bani, Dominican Rep.
 Weight - 155 Throws - R Resides - Bani, Dominican Republic

HOW OBTAINED - Signed by the Cardinals to a 1998 contract as a non-drafted free agent on 12/16/97

Carvajal — Complete Record

1998 WILL BE FIRST PROFESSIONAL SEASON

CASTILLO-SANCHEZ, Elias**C**

Height - 6'2 Bats - R Born - 9/17/80 at San Pedro de Macoris, DR
 Weight - 170 Throws - R Resides - San Pedro de Macoris, Dom. Rep.

HOW OBTAINED - Signed by the Cardinals as a non-drafted free agent on 1/3/98.

Castillo — Complete Record

1998 WILL BE FIRST PROFESSIONAL SEASON

CEBALLOS, Jose F.**RHP**

Height - 6'1 Bats - R Born - 6/16/80 at Santa Cruz, Venezuela
 Weight - 180 Throws - R Resides - Santa Cruz, Venezuela

HOW OBTAINED - Signed by the Cardinals as a non-drafted free agent on 4/16/97.

Ceballos — Complete Record

YR	CLUB	LG	W-L	ERA	G	GS	CG	SV	IP	H	R	ER	BB	SO
97	VSL Cardinals	VSL	0-1	10.45	9	NA	NA	0	10.1	12	13	12	16	7
MINOR LEAGUE TOTALS			0-1	10.45	9	NA	NA	0	10.1	12	13	12	16	7

CHAVARRIA, David J.**RHP**

Height - 6'7 Bats - L Born - 5/19/73 at Burnaby, BC, Canada
 Weight - 195 Throws - R Resides - Burnaby, BC, Canada

SCHOOL - Burnaby Central HS

HOW OBTAINED - Acquired from the Texas Rangers in exchange for Cory Bailey on 12/16/96.

Chavarria — Complete Record

YR	CLUB	LG	W-L	ERA	G	GS	CG	SV	IP	H	R	ER	BB	SO
91	GCL Rangers	GCL	0-6	4.25	8	7	0	0	29.2	35	19	14	11	26
92	Butte	Pio	2-7	6.27	13	12	0	0	47.1	54	44	33	30	33
93	GCL Rangers	GCL	DID NOT PITCH											
94	Hudson Valley	NYP	0-1	2.60	14	0	0	0	17.1	17	11	5	17	14
95	Charleston, SC	SAL	3-5	3.92	52	0	0	6	62.0	55	33	27	38	68
96	Charleston	SAL	1-6	3.09	38	4	0	7	81.2	76	46	28	43	76
97	Arkansas	Tex	3-6	4.50	28	14	0	2	90.0	85	56	45	41	62
MINOR LEAGUE TOTALS			9-31	4.17	153	37	0	15	328.0	322	209	152	180	279

CLAPP, Richard K. (Stubby)**IF**

Height - 5'8 Bats - S Born - 2/24/73 at Windsor, Ontario, Canada
 Weight - 175 Throws - R Resides - Windsor, Ontario, Canada

SCHOOL - Texas Tech University

HOW OBTAINED - Cardinals' 36th round selection in the June, 1996 free agent draft.

Clapp — Complete Record

YR	CLUB	LG	AVG	G	AB	R	H	2B	3B	HR	RBI	BB	SO	SB
96	Johnson City	Apy	.223	29	94	25	21	3	2	1	15	26	15	9
97	Prince William	Caro	.318	78	267	51	85	21	6	4	46	52	41	9
MINOR LEAGUE TOTALS			.294	107	361	76	106	24	8	5	61	78	56	18

COOGAN, Patrick M.**RHP**

Height - 6'3 Bats - R Born - 9/12/75 at New Orleans, LA
 Weight - 195 Throws - R Resides - Baton Rouge, LA

SCHOOL - Louisiana State University

HOW OBTAINED - Cardinals' 3rd round selection in the June, 1997 free agent draft.

Coogan — Complete Record

YR	CLUB	LG	W-L	ERA	G	GS	CG	SV	IP	H	R	ER	BB	SO
97	New Jersey	NYP	2-5	3.70	10	10	0	0	56.0	56	27	23	14	37
MINOR LEAGUE TOTALS			2-5	3.70	10	10	0	0	56.0	56	27	23	14	37

CRAFTON, Kevin R.**RHP**

Height - 6'1 Bats - R Born - 5/10/74 at Little Rock, AR
 Weight - 185 Throws - R Resides - Russellville, AR

SCHOOL - Arkansas Tech University

HOW OBTAINED - Signed by the Cardinals as a non-drafted free agent on 6/17/96.

Crafton — Complete Record

YR	CLUB	LG	W-L	ERA	G	GS	CG	SV	IP	H	R	ER	BB	SO
96	New Jersey	NYP	2-3	2.18	23	0	0	2	33.0	28	8	8	6	43
97	Peoria	Mid	7-2	1.96	50	0	0	29	55.0	40	16	12	18	59
MINOR LEAGUE TOTALS			9-5	2.05	73	0	0	31	88.0	68	24	20	24	102

DALTON, Carl D. (Dee)**3B**

Height - 5'11 Bats - R Born - 6/17/72 at Roanoke, VA
 Weight - 170 Throws - R Resides - Roanoke, VA

SCHOOL - Virginia Tech University

HOW OBTAINED - Cardinals' 15th round selection in the June, 1993 free agent draft.

Dalton — Complete Record

YR	CLUB	LG	AVG	G	AB	R	H	2B	3B	HR	RBI	BB	SO	SB
93	Johnson City	Appy	.271	68	240	36	65	13	2	11	46	30	56	5
94	Madison	Mid	.240	129	466	69	112	33	5	12	77	53	104	11
95	St. Pete	FSL	.205	118	385	36	79	16	1	2	30	45	81	10
96	Arkansas	Tex	.238	113	345	38	82	17	2	6	42	38	61	4
97	Arkansas	Tex	.228	116	360	52	82	16	0	4	43	38	66	2
MINOR LEAGUE TOTALS			.234	544	1796	231	420	95	10	35	238	204	368	32

DARR, Ryan S.**SS**

Height - 6'2 Bats - R Born - 10/28/77 at Corona, CA
 Weight - 180 Throws - R Resides - Corona, CA

SCHOOL - Corona HS

HOW OBTAINED - Cardinals' 20th round selection in the June, 1996 free agent draft. Signed to a 1997 contract on 8/15/96.

Darr — Complete Record

YR	CLUB	LG	AVG	G	AB	R	H	2B	3B	HR	RBI	BB	SO	SB
97	Johnson City	Appy	.297	54	192	35	57	22	2	10	33	27	55	0
MINOR LEAGUE TOTALS			.297	54	192	35	57	22	2	10	33	27	55	0

DAVIS, Tim M.**OF**

Height - 6'0 Bats - R Born - 1/16/78 at Valdosta, GA
 Weight - 180 Throws - R Resides - Pearson, GA

SCHOOL - Atkinson County HS

HOW OBTAINED - Cardinals' 17th round selection in the June, 1997 free agent draft.

Davis — Complete Record

YR	CLUB	LG	AVG	G	AB	R	H	2B	3B	HR	RBI	BB	SO	SB
97	Johnson City	Appy	.059	13	34	4	2	0	0	0	0	1	12	2
MINOR LEAGUE TOTALS			.059	13	34	4	2	0	0	0	0	1	12	2

DECK, William H. (Billy)**1B**

Height - 6'0 Bats - L Born - 9/16/76 at Richmond, VA
 Weight - 180 Throws - L Resides - S. Venice, FL

SCHOOL - Potomac Senior HS

HOW OBTAINED - Cardinals' 3rd round selection in the June, 1995 free agent draft.

Deck — Complete Record

YR	CLUB	LG	AVG	G	AB	R	H	2B	3B	HR	RBI	BB	SO	SB
95	Johnson City	Appy	.259	59	205	27	53	12	0	1	30	30	52	4
96	Johnson City	Appy	.286	52	182	40	52	14	0	5	33	38	59	5
97	Peoria	Mid	.269	114	383	51	103	30	0	3	53	51	89	2
MINOR LEAGUE TOTALS			.270	225	770	118	208	56	0	9	116	119	200	11

DeLEON, Jose M.**RHP**

Height - 6'3 Bats - R Born - 10/02/76 at Azua, DR
 Weight - 152 Throws - R Resides - Azua, DR

HOW OBTAINED - Signed by the Cardinals to a 1994 contract, as a non-drafted free agent on 10/11/93.

DeLeon — Complete Record

YR	CLUB	LG	W-L	ERA	G	GS	CG	SV	IP	H	R	ER	BB	SO
94	Ing. Porv.	DSL	4-3	3.58	14	7	0	0	60.1	60	35	24	12	31
95	DSL Cards	DSL	2-3	4.19	24	4	0	1	73.0	95	53	34	19	40
96	Johnson City	Appy	3-1	2.12	27	0	0	15	34.0	28	8	8	10	32
97	Peoria	Mid	11-3	5.01	60	0	0	8	73.2	79	46	41	35	76
MINOR LEAGUE TOTALS			20-10	4.00	125	11	0	24	241.0	262	142	107	76	179

DETMERS, Kristien T. (Kris)**LHP**

Height - 6'5 Bats - S Born - 6/22/74 at Decatur, IL
 Weight - 200 Throws - L Resides - Nokomis, IL

SCHOOL - Lincoln Land Community College

HOW OBTAINED - Cardinals' 22nd round selection in the June, 1993 free agent draft. Signed to a 1994 contract on 6/01/94.

Detmers — Complete Record

YR	CLUB	LG	W-L	ERA	G	GS	CG	SV	IP	H	R	ER	BB	SO
94	Madison	Mid	5-7	3.39	16	16	0	0	90.1	88	45	34	31	74
95	St. Pete	FSL	10-9	3.25	25	25	1	0	146.2	120	64	53	57	150
96	Arkansas	Tex	12-8	3.35	27	27	0	0	163.2	154	72	61	70	97
97	Louisville	AmAs	3-3	7.20	10	5	0	0	35.0	43	28	28	17	22
	Arkansas	Tex	5-7	5.77	15	15	0	0	78.0	99	54	50	27	44
MINOR LEAGUE TOTALS			35-34	3.96	93	88	1	0	513.2	504	263	226	202	387

DeWITT, Matthew B. (Matt)**RHP**

Height - 6'3 Bats - R Born - 9/4/77 at San Bernardino, CA
 Weight - 210 Throws - R Resides - Las Vegas, NV

SCHOOL - Valley HS

HOW OBTAINED - Cardinals' 10th round selection in the June, 1995 free agent draft.

DeWitt — Complete Record

YR	CLUB	LG	W-L	ERA	G	GS	CG	SV	IP	H	R	ER	BB	SO
95	Johnson City	Appy	2-6	7.04	13	12	0	0	62.2	84	56	49	32	45
96	Johnson City	Appy	5-5	5.42	14	14	0	0	79.2	96	53	48	26	58
97	Peoria	Mid	9-9	4.09	27	27	1	0	158.1	152	84	72	57	121
MINOR LEAGUE TOTALS			16-20	5.06	54	53	1	0	300.2	332	193	169	115	224

DIAZ, Aneuris E.**IF**

Height - 6'2 Bats - R Born - 1/20/81 at Azua, DR
 Weight - 165 Throws - R Resides - Azua, DR

HOW OBTAINED - Signed by the Cardinals as a non-drafted free agent on 1/2/98.

Diaz — Complete Record

1998 WILL BE FIRST PROFESSIONAL SEASON

DIAZ, Josue A.**RHP**

Height - 6'4 Bats - R Born - 6/27/79 at Barquimesto, Venez.
 Weight - 175 Throws - R Resides - Barquimesto, Venezuela

HOW OBTAINED - Signed by the Cardinals to a 1998 contract as a non-drafted free agent on 12/20/97.

Diaz — Complete Record

1998 WILL BE FIRST PROFESSIONAL SEASON

DIAZ, Miguel**OF**

Height - 5'11 Bats - R Born - 9/29/77 at El Seibo, DR
 Weight - 160 Throws - R Resides - San Pedro de Macoris, DR

HOW OBTAINED - Signed by the Cardinals as a previously released free agent on 5/21/96.

Diaz — Complete Record

YR	CLUB	LG	AVG	G	AB	R	H	2B	3B	HR	RBI	BB	SO	SB
95	DSL Angels	DSL	.217	53	198	28	43	12	0	1	23	7	37	5
96	DSL Cardinals	DSL	.289	62	235	38	68	16	4	2	34	5	25	5
97	Johnson City	Appy	.283	59	223	33	63	17	1	4	28	7	32	1
MINOR LEAGUE TOTALS			.265	174	656	99	174	45	5	7	85	19	94	11

DISHINGTON, Nathan A. (Nate)**1B/C**

Height - 6'3 Bats - L Born - 1/08/75 at Burbank, CA.
 Weight - 205 Throws - R Resides - Glendale, CA

SCHOOL - Hoover High School

HOW OBTAINED - Cardinals' 2nd round selection in the June, 1993 free agent draft, as compensation for the Dodgers' signing of Todd Worrell.

Dishington — Complete Record

YR	CLUB	LG	AVG	G	AB	R	H	2B	3B	HR	RBI	BB	SO	SB
93	Johnson City	Appy	.157	36	121	13	19	5	1	1	7	16	52	3
94	Chandler	Ariz	.285	51	179	36	51	15	3	4	36	22	58	1
95	Savannah	SAL	.214	124	444	56	95	17	5	11	44	62	154	13
96	Peoria	Mid	.226	75	208	22	47	12	3	3	30	25	73	1
97	Prince William	Caro	.272	133	448	75	122	20	6	28	106	81	121	8
MINOR LEAGUE TOTALS			.239	419	1400	202	334	69	18	47	223	206	458	26

ECKELMAN, Thomas A. (Alex)**IF**

Height - 5'11 Bats - R Born - 7/16/74 at St. Louis, MO
 Weight - 190 Throws - R Resides - St. Louis, MO

SCHOOL - Ohio State University

HOW OBTAINED - Signed by the Cardinals as a non-drafted free agent on 6/18/97

Eckelman — Complete Record

YR	CLUB	LG	AVG	G	AB	R	H	2B	3B	HR	RBI	BB	SO	SB
97	Johnson City	Appy	.321	49	165	30	53	13	1	7	27	10	23	3
MINOR LEAGUE TOTALS			.321	49	165	30	53	13	1	7	27	10	23	3

ESCOBAR, Gustavo E.**IF**

Height - 5'10 Bats - R Born - 1/30/80 at Anzoategui, Venezuela
 Weight - 170 Throws - R Resides - Anzoategui, Venezuela

HOW OBTAINED - Signed by the Cardinals as a non-drafted free agent on 4/11/97.

Escobar — Complete Record

YR	CLUB	LG	AVG	G	AB	R	H	2B	3B	HR	RBI	BB	SO	SB
97	VSL Cardinals	VSL	.205	29	44	7	9	3	0	0	2	4	15	1
MINOR LEAGUE TOTALS			.205	29	44	7	9	3	0	0	2	4	15	1

ESPINO, Jose**OF**

Height - 6'0 Bats - R Born - 11/06/79 at Santo Domingo, DR
 Weight - 165 Throws - R Resides - Cotui, DR

HOW OBTAINED - Signed by the Cardinals to a 1998 contract as a non-drafted free agent on 12/16/97.

Espino — Complete Record

1998 WILL BE FIRST PROFESSIONAL SEASON

FALCIGLIA, Anthony J. (Tony)**C**

Height - 5'11 Bats - R Born - 9/29/72 at Bronx, NY
 Weight - 185 Throws - R Resides - Bronx, NY

SCHOOL - Fairleigh Dickinson University

HOW OBTAINED - Cardinals' 37th round selection in the June, 1995 free agent draft.

Falciglia — Complete Record

YR	CLUB	LG	AVG	G	AB	R	H	2B	3B	HR	RBI	BB	SO	SB
95	Johnson City	Appy	.314	33	118	18	37	14	0	4	26	12	34	0
	Savannah	SAL	.169	23	71	4	12	2	0	0	5	9	17	1
96	New Jersey	NYP	.171	15	41	3	7	2	0	1	6	2	13	0
	St. Petersburg	FSL	.233	16	43	5	10	3	0	0	4	1	16	0
97	Prince William	Caro	.197	64	147	16	29	8	0	2	17	9	31	1
MINOR LEAGUE TOTALS			.226	151	420	46	95	29	0	7	58	33	111	2

FARLEY, Cordell D.**OF**

Height - 5'11 Bats - R Born - 3/29/73 at Richmond, VA
 Weight - 185 Throws - R Resides - Blackstone, VA

SCHOOL - Virginia Commonwealth University

HOW OBTAINED - Cardinals' 10th round selection in the June, 1996 free agent draft.

Farley — Complete Record

YR	CLUB	LG	AVG	G	AB	R	H	2B	3B	HR	RBI	BB	SO	SB
96	Johnson City	Appy	.286	15	63	17	18	4	3	0	9	4	20	2
	Peoria	Mid	.232	29	82	10	19	1	1	0	7	4	23	1
	St. Petersburg	FSL	.000	5	4	1	0	0	0	0	0	1	1	0
97	Prince William	Caro	.261	61	211	34	55	9	3	3	32	15	46	24
	New Jersey	NYP	.368	6	19	6	7	0	0	0	1	2	6	1
MINOR LEAGUE TOTALS			.261	116	379	68	99	14	7	3	49	26	96	28

FERAMISCO, Derek J.**OF**

Height - 6'0 Bats - R Born - 11/07/74 at Fresno, CA
 Weight - 195 Throws - R Resides - Clovis, CA

SCHOOL - Fresno State University

HOW OBTAINED - Cardinals' 13th round selection in the June, 1997 free agent draft.

Feramisco — Complete Record

YR	CLUB	LG	AVG	G	AB	R	H	2B	3B	HR	RBI	BB	SO	SB
97	Johnson City	Appy	.342	53	184	34	63	12	3	6	36	16	37	8
MINOR LEAGUE TOTALS			.342	53	184	34	63	12	3	6	36	16	37	8

FOLKERS, Brandon J.**1B**

Height - 6'1 Bats - L Born - 8/29/75 at San Diego, CA
 Weight - 185 Throws - L Resides - St. Petersburg, FL

SCHOOL - St. Andrews College

HOW OBTAINED - Signed by the Cardinals as a non-drafted free agent on 6/14/97.

Folkers — Complete Record

YR	CLUB	LG	AVG	G	AB	R	H	2B	3B	HR	RBI	BB	SO	SB
97	Johnson City	Appy	.293	53	150	20	44	8	2	3	20	25	62	3
MINOR LEAGUE TOTALS			.293	53	150	20	44	8	2	3	20	25	62	3

FRANCO, Pascual**1B**

Height - 6'1 Bats - R Born - 3/9/79 at Bani, DR
 Weight - 160 Throws - R Resides - Santo Domingo, DR

HOW OBTAINED - Signed by the Cardinals as a non-drafted free agent on 5/21/96.

Franco — Complete Record

YR	CLUB	LG	AVG	G	AB	R	H	2B	3B	HR	RBI	BB	SO	SB
96	DSL Cardinals	DSL	.196	27	56	4	11	0	0	1	7	7	13	0
97	DSL Cardinals	DSL	.337	29	101	22	34	8	1	5	24	8	22	1
MINOR LEAGUE TOTALS			.287	56	157	26	45	8	1	6	31	15	35	1

FRANKS, Lance M.**RHP**

Height - 5'11 Bats - R Born - 8/20/75 at Russellville, AR
 Weight - 180 Throws - R Resides - Russellville, AR

HOW OBTAINED - Signed by the Cardinals as a non-drafted free agent on 6/13/97.

Franks — Complete Record

YR	CLUB	LG	W-L	ERA	G	GS	CG	SV	IP	H	R	ER	BB	SO
97	Johnson City	Appy	0-0	1.17	26	0	0	12	30.2	16	4	4	7	40
	Prince William	Caro	1-0	2.08	2	0	0	0	4.1	3	1	1	1	4
MINOR LEAGUE TOTALS			1-0	1.29	28	0	0	12	35.0	19	5	5	8	44

FREITAS, Joseph A. (Joe)**OF**

Height - 6'3 Bats - R Born - 8/2/73 at Hanford, CA
 Weight - 195 Throws - R Resides - Hanford, CA

SCHOOL - Fresno State U

HOW OBTAINED - Cardinals' 6th round selection in the June, 1995 free agent draft.

Freitas — Complete Record

YR	CLUB	LG	AVG	G	AB	R	H	2B	3B	HR	RBI	BB	SO	SB
95	New Jersey	NYP	.191	14	47	8	9	6	0	0	9	5	18	2
96	New Jersey	NYP	.344	45	163	29	56	10	3	4	37	25	35	0
97	Peoria	Mid	.250	122	436	78	109	16	1	33	86	58	148	6
MINOR LEAGUE TOTALS			.269	181	646	115	174	32	4	37	132	88	201	8

GALLAGHER, Keith M.**RHP**

Height - 6'2 Bats - R Born - 11/17/73 at Pittsburgh, PA
 Weight - 200 Throws - R Resides - Orlando, FL

SCHOOL - Murray State University

HOW OBTAINED - Cardinals' 17th round selection in the June, 1996 free agent draft.

Gallagher — Complete Record

YR	CLUB	LG	W-L	ERA	G	GS	CG	SV	IP	H	R	ER	BB	SO
96	New Jersey	NYP	1-7	7.22	12	12	0	0	52.1	64	51	42	28	28
97	Peoria	Mid	2-1	5.79	31	1	0	0	56.0	68	45	36	29	43
MINOR LEAGUE TOTALS			3-8	6.48	43	13	0	0	108.1	132	96	78	57	71

GARCIA, Osmel (Ossie)**OF**

Height - 6'1 Bats - R Born - 10/14/73 at Havana, Cuba
 Weight - 180 Throws - R Resides - Hialeah, FL

SCHOOL - Miami Dade Community College

HOW OBTAINED - Cardinals' 20th round selection in the June, 1993 free agent draft.

Garcia — Complete Record

YR	CLUB	LG	AVG	G	AB	R	H	2B	3B	HR	RBI	BB	SO	SB
93	Glens Falls	NYP	.214	57	168	27	36	6	0	0	13	7	38	7
94	New Jersey	NYP	.269	71	264	54	71	8	2	1	29	26	35	24
95	St. Pete	FSL	.175	105	315	37	55	4	0	0	13	28	66	24
96	Peoria	Mid	.237	120	359	70	85	14	1	0	38	46	68	20
97	Prince William	Caro	.239	104	247	38	59	12	3	0	20	25	41	10
MINOR LEAGUE TOTALS			.226	457	1353	226	306	44	6	1	113	132	248	85

GARCIA, Wilson**RHP**

Height - 6'1 Bats - R Born - 7/27/79 at Azua, DR
 Weight - 175 Throws - R Resides - Azua, DR

HOW OBTAINED - Signed by the Cardinals as a non-drafted free agent on 1/6/97.

Garcia — Complete Record

YR	CLUB	LG	W-L	ERA	G	GS	CG	SV	IP	H	R	ER	BB	SO
97	Johnson City	Appy	0-2	6.66	25	3	0	0	48.2	78	59	36	21	44
MINOR LEAGUE TOTALS			0-2	6.66	25	3	0	0	48.2	78	59	36	21	44

GARGIULO, James G. (Jimmy)**C**

Height - 6'1 Bats - R Born - 12/20/75 at New York, NY
 Weight - 190 Throws - R Resides - N. Lauderdale, FL

SCHOOL - University of Miami

HOW OBTAINED - Cardinals' 6th round selection in the June, 1996 free agent draft.

Gargiulo — Complete Record

YR	CLUB	LG	AVG	G	AB	R	H	2B	3B	HR	RBI	BB	SO	SB
96	Johnson City	Appy	.257	46	175	24	45	11	0	3	21	9	28	1
97	Peoria	Mid	.239	96	305	39	73	14	0	2	29	31	54	1
MINOR LEAGUE TOTALS			.246	142	480	63	118	25	0	5	50	40	82	2

GEIS, John M.**LHP**

Height - 6'2 Bats - L Born - 12/21/73 at Syracuse, NY
 Weight - 190 Throws - L Resides - Central Square, NY

SCHOOL - LeMoyne College

HOW OBTAINED - Signed by the Cardinals as a non-drafted free agent on 8/11/96.

Geis — Complete Record

YR	CLUB	LG	W-L	ERA	G	GS	CG	SV	IP	H	R	ER	BB	SO
96	Johnson City	Appy	1-0	4.50	5	1	0	0	10.0	8	5	5	4	12
97	Johnson City	Appy	3-4	3.98	30	0	0	0	40.2	44	27	18	15	57
	New Jersey	NYP	0-0	3.00	3	0	0	0	3.0	2	1	1	3	3
MINOR LEAGUE TOTALS			4-4	4.02	38	1	0	0	53.2	54	33	24	22	72

GENTRY, Aaron M.**IF**

Height - 6'2 Bats - R Born - 5/22/75 at Tulsa, OK
 Weight - 185 Throws - R Resides - Tulsa, OK

SCHOOL - Berry College

HOW OBTAINED - Cardinals' 12th round selection in the June, 1997 free agent draft.

Gentry — Complete Record

YR	CLUB	LG	AVG	G	AB	R	H	2B	3B	HR	RBI	BB	SO	SB
97	New Jersey	NYP	.249	64	225	30	56	8	6	3	32	20	58	4
MINOR LEAGUE TOTALS			.249	64	225	30	56	8	6	3	32	20	58	4

GICK, Brady C.**C**

Height - 6'0 Bats - L Born - 7/16/73 at Cincinnati, OH
 Weight - 195 Throws - R Resides - Cincinnati, OH

SCHOOL - Ohio University

HOW OBTAINED - Cardinals' 31st round selection in the June, 1997 free agent draft.

Gick — Complete Record

YR	CLUB	LG	AVG	G	AB	R	H	2B	3B	HR	RBI	BB	SO	SB
97	New Jersey	NYP	.216	32	102	9	22	4	0	1	20	8	8	0
MINOR LEAGUE TOTALS			.216	32	102	9	22	4	0	1	20	8	8	0

GIRON, Victor**RHP**

Height - 6'1 Bats - R Born - 2/26/81 at Santo Domingo, DR
 Weight - 160 Throws - R Resides - Villa Mella, Dominican Rep.

HOW OBTAINED - Signed by the Cardinals as a non-drafted free agent on 1/3/98.

Giron — Complete Record

1998 WILL BE FIRST PROFESSIONAL SEASON

GOMEZ, Deibis A.**RHP**

Height - 6'2 Bats - R Born - 3/16/80 at Maracaibo, Venez.
 Weight - 165 Throws - R Resides - Maracaibo, Venezuela

HOW OBTAINED - Signed by the Cardinals to a 1998 contract as a non-drafted free agent on 12/19/97.

Gomez — Complete Record

1998 WILL BE FIRST PROFESSIONAL SEASON

GOODEN, Carl E.**OF**

Height - 6'1 Bats - R Born - 11/25/78 at Houston, TX
 Weight - 190 Throws - R Resides - Houston, TX

SCHOOL - MacArthur HS

HOW OBTAINED - Cardinals' 38th round selection in the June, 1997 free agent draft.

Gooden — Complete Record

YR	CLUB	LG	AVG	G	AB	R	H	2B	3B	HR	RBI	BB	SO	SB
97	Johnson City	Appy	.234	43	107	17	25	5	0	4	12	16	38	7
MINOR LEAGUE TOTALS			.234	43	107	17	25	5	0	4	12	16	38	7

GOODEN, Derek T.**RHP**

Height - 6'0 Bats - R Born - 6/26/75 at West Monroe, LA
 Weight - 175 Throws - R Resides - Columbia, LA

SCHOOL - Brewton Parker College

HOW OBTAINED - Cardinals' 29th round selection in the June, 1997 free agent draft.

Gooden — Complete Record

YR	CLUB	LG	W-L	ERA	G	GS	CG	SV	IP	H	R	ER	BB	SO
97	Johnson City	Appy	2-2	3.72	31	0	0	1	36.1	41	22	15	21	48
MINOR LEAGUE TOTALS			2-2	3.72	31	0	0	1	36.1	41	22	15	21	48

GULAN, Michael W. (Mike)**3B**

Height - 6'1 Bats - R Born - 12/18/70 at Steubenville, OH
 Weight - 192 Throws - R Resides - Steubenville, OH

SCHOOL - Kent State

HOW OBTAINED - Cardinals' 2nd round pick in the June, 1992 free agent draft.

Gulan — Complete Record

YR	CLUB	LG	AVG	G	AB	R	H	2B	3B	HR	RBI	BB	SO	SB
92	Hamilton	NYP	.273	62	242	33	66	8	4	7	36	23	53	12
93	Springfield	Mid	.259	132	455	81	118	28	4	23	76	34	135	8
94	St. Pete	FSL	.242	120	466	39	113	30	2	8	56	26	108	2
95	Arkansas	Tex	.314	64	242	47	76	16	3	12	48	11	52	4
	Louisville	AmAs	.236	58	195	21	46	10	4	5	27	10	53	2
96	Louisville	AmAs	.255	123	419	47	107	27	4	17	55	26	119	7
97	Louisville	AmAs	.267	116	412	50	110	20	6	14	61	28	121	5
	ST. LOUIS	NL	.000	5	9	2	0	0	0	0	1	1	5	0
MAJOR LEAGUE TOTALS			.000	5	9	2	0	0	0	0	1	1	5	0
MINOR LEAGUE TOTALS			.262	675	2431	318	636	139	27	86	359	158	641	40

GUZMAN, Toribio M.**RHP**

Height - 6'3 Bats - R Born - 7/06/76 Paya, Bani, DR
 Weight - 165 Throws - R Resides - Paya, Bani, DR

HOW OBTAINED - Signed by the Cardinals to a 1994 contract as a non-drafted free agent on 9/24/93.

Guzman — Complete Record

YR	CLUB	LG	W-L	ERA	G	GS	CG	SV	IP	H	R	ER	BB	SO
94	Ing. Porv.	DSL	1-4	7.16	15	2	0	1	27.2	37	36	22	27	17
95	DSL Cards	DSL	3-3	4.03	18	7	0	0	58.0	55	37	26	35	46
96	Johnson City	Appy	2-2	3.77	23	0	0	0	31.0	39	19	13	18	24
97	Johnson City	Appy	1-7	8.44	13	13	0	0	64.0	91	75	60	26	49
MINOR LEAGUE TOTALS			7-16	6.03	69	22	0	1	180.2	222	167	121	106	136

HAAS, Christopher M. (Chris)**3B**

Height - 6'1 Bats - L Born - 10/15/76 at Paducah, KY
 Weight - 205 Throws - R Resides - Paducah, KY

SCHOOL - St. Mary's High School

HOW OBTAINED - Cardinals' supplemental pick (following 1st round) in the 1995 free agent draft, as compensation for the Phillies' signing of Gregg Jefferies.

Haas — Complete Record

YR	CLUB	LG	AVG	G	AB	R	H	2B	3B	HR	RBI	BB	SO	SB
95	Johnson City	Apy	.269	67	242	43	65	15	3	7	50	52	93	1
96	Peoria	Mid	.240	124	421	56	101	19	1	11	65	64	169	3
97	Peoria	Mid	.313	36	115	23	36	11	0	5	22	22	38	3
	Prince William	Caro	.238	100	361	58	86	10	2	14	54	42	144	1
MINOR LEAGUE TOTALS			.253	327	1139	180	288	55	6	37	191	180	444	8

HALL, Charles Y. (Yates)**RHP**

Height - 6'2 Bats - L Born - 3/29/73 at Front Royal, VA
 Weight - 190 Throws - R Resides - Front Royal, VA

SCHOOL - University of Virginia

HOW OBTAINED - Cardinals' 4th round selection in the June, 1994 free agent draft.

Hall — Complete Record

YR	CLUB	LG	W-L	ERA	G	GS	CG	SV	IP	H	R	ER	BB	SO
94	New Jersey	NYP	3-2	1.86	10	8	0	0	48.1	32	13	10	21	50
95	New Jersey	NYP	3-0	1.37	5	5	0	0	26.1	19	7	4	11	22
	Peoria	Mid	2-5	4.53	9	8	0	0	45.2	45	25	23	24	47
96	St. Petersburg	FSL	1-10	5.44	26	17	0	1	89.1	93	62	54	58	58
97	Prince William	Caro	6-7	4.77	26	21	0	0	109.1	89	70	58	94	75
MINOR LEAGUE TOTALS			15-24	4.20	76	59	0	1	319.0	278	177	149	208	252

HARDGE, Dwayne M. (Mike)**2B**

Height - 5'11 Bats - R Born - 1/27/72 at Fort Hood, TX
 Weight - 185 Throws - R Resides - Lubbock, TX

SCHOOL - Ellison HS

HOW OBTAINED - Signed by the Cardinals as a previously released free agent on 9/28/97.

Hardge — Complete Record

YR	CLUB	LG	AVG	G	AB	R	H	2B	3B	HR	RBI	BB	SO	SB
90	GCL Expos	GCL	.222	53	176	33	39	5	0	1	13	15	43	5
91	GCL Expos	GCL	.253	60	237	44	60	17	3	3	30	23	41	20
92	Rockford	Mid	.217	127	448	63	97	21	2	12	49	47	141	44
	West Palm	FSL	.333	4	15	3	5	1	0	0	0	2	5	2
93	West Palm	FSL	.228	27	92	14	21	2	1	1	12	14	16	5
	Harrisburg	East	.244	99	386	70	94	14	10	6	35	37	97	27
94	Harrisburg	East	.223	121	453	60	101	10	2	6	42	56	109	30
95	Pawtucket	Int	.253	29	91	9	23	3	0	1	5	8	16	1
	Trenton	East	.244	40	127	18	31	4	1	0	12	11	26	3
96	Lubbock	TX-LA	.303	98	393	77	119	24	7	8	64	35	57	26
97	Lubbock	TX-LA	.338	87	361	75	122	27	4	8	54	26	43	22
MINOR LEAGUE TOTALS			.256	745	2779	466	712	128	30	46	316	274	594	185

HARRIS, Rodger L.**2B**

Height - 5'9 Bats - S Born - 8/30/75 at Oroville, CA
 Weight - 170 Throws - R Resides - Hanford, CA

SCHOOL - College of the Sequoias

HOW OBTAINED - Cardinals' 43rd round selection in the June, 1994 free agent draft. Signed by the Cardinals to a 1995 contract on 5/15/95.

Harris — Complete Record

YR	CLUB	LG	AVG	G	AB	R	H	2B	3B	HR	RBI	BB	SO	SB
95	Johnson City	Appy	.182	45	121	26	22	5	1	0	7	19	44	5
96	Johnson City	Appy	.369	44	168	38	62	12	2	5	30	10	28	16
97	Peoria	Mid	.228	85	250	30	57	7	5	1	15	19	62	12
MINOR LEAGUE TOTALS			.262	174	539	94	141	24	8	6	52	48	134	33

HEFFERNAN, Gregory D. (Greg)**RHP**

Height - 6'2 Bats - R Born - 9/18/74 at Guelph, Ontario, Canada
 Weight - 175 Throws - R Resides - Guelph, Ontario, Canada

SCHOOL - St. Andrews College

HOW OBTAINED - Cardinals' 15th round selection in the June, 1996 free agent draft.

Heffernan — Complete Record

YR	CLUB	LG	W-L	ERA	G	GS	CG	SV	IP	H	R	ER	BB	SO
96	New Jersey	NYP	0-1	3.42	18	0	0	0	23.2	24	16	9	13	22
97	New Jersey	NYP	0-2	2.57	26	0	0	9	28.0	23	9	8	7	31
MINOR LEAGUE TOTALS			0-3	2.96	44	0	0	9	51.2	47	25	17	20	53

HOGAN, Michael T. (Todd)**OF**

Height - 6'2 Bats - R Born - 9/18/75 at Dublin, GA
 Weight - 180 Throws - R Resides - Dublin, GA

SCHOOL - Middle Georgia JC.

HOW OBTAINED - Cardinals' 51st round selection in the June, 1995 free agent draft. Signed to a 1996 contract on 6/3/96.

Hogan — Complete Record

YR	CLUB	LG	AVG	G	AB	R	H	2B	3B	HR	RBI	BB	SO	SB
96	Johnson City	Appy	.344	47	183	38	63	7	3	0	32	20	41	18
	St. Petersburg	FSL	.333	2	6	1	2	0	0	0	0	0	3	0
97	Peoria	Mid	.247	112	449	57	111	18	3	6	37	26	104	28
MINOR LEAGUE TOTALS			.276	161	638	96	176	25	6	6	69	46	148	46

HOGGE, Shawn M.**RHP**

Height - 5'11 Bats - R Born - 11/29/77 at Newport News, VA
 Weight - 190 Throws - R Resides - Las Vegas, NV

SCHOOL - Western HS

HOW OBTAINED - Cardinals' 9th round selection in the June, 1996 free agent draft.

Hogge — Complete Record

YR	CLUB	LG	W-L	ERA	G	GS	CG	SV	IP	H	R	ER	BB	SO
96	Johnson City	Appy	0-1	11.17	12	0	0	0	9.2	14	17	12	21	6
97	Johnson City	Appy	0-1	5.11	3	3	0	0	12.1	16	9	7	6	10
MINOR LEAGUE TOTALS			0-2	7.77	15	3	0	0	22.0	30	26	19	27	16

HOPSON, Craig D.**RHP**

Height - 6'1 Bats - R Born - 2/20/79 at Rockford, IL
 Weight - 195 Throws - R Resides - Rockford, IL

SCHOOL - Rockford Boylan HS

HOW OBTAINED - Cardinals' 26th round selection in the June, 1997 free agent draft.

Hopson — Complete Record

YR	CLUB	LG	W-L	ERA	G	GS	CG	SV	IP	H	R	ER	BB	SO
97	Johnson City	Appy	1-3	9.93	15	4	0	0	29.0	44	43	32	32	23
MINOR LEAGUE TOTALS			1-3	9.93	15	4	0	0	29.0	44	43	32	32	23

HUFFAKER, Michael B. (Mike)**RHP**

Height - 6'2 Bats - R Born - 8/10/75 at Florence, AL
 Weight - 215 Throws - R Resides - Florence, AL

SCHOOL - Birmingham Southern College

HOW OBTAINED - Cardinals' 25th round selection in the June, 1997 free agent draft.

Huffaker — Complete Record

YR	CLUB	LG	W-L	ERA	G	GS	CG	SV	IP	H	R	ER	BB	SO
97	New Jersey	NYP	1-4	2.40	33	0	0	1	45.0	40	17	12	16	36
MINOR LEAGUE TOTALS			1-4	2.40	33	0	0	1	45.0	40	17	12	16	36

JABALERA, Julio C.**LHP**

Height - 6'3 Bats - L Born - 5/16/81 at San Pedro de Macoris, DR
 Weight - 150 Throws - L Resides - San Pedro de Macoris, Dom. Rep.

HOW OBTAINED - Signed by the Cardinals as a non-drafted free agent on 1/3/98.

Jabalera — Complete Record

1998 WILL BE FIRST PROFESSIONAL SEASON

JAQUEZ, Hector B.**1B**

Height - 6'0 Bats - S Born - 2/24/79 at Bani, Dominican Rep.
 Weight - 160 Throws - R Resides - Bani, Dominican Republic

HOW OBTAINED - Signed by the Cardinals as a non-drafted free agent on 4/1/97.

Jaquez — Complete Record

YR	CLUB	LG	AVG	G	AB	R	H	2B	3B	HR	RBI	BB	SO	SB
97	DSL Cardinals	DSL	.282	42	124	17	35	1	0	0	13	13	17	0
MINOR LEAGUE TOTALS			.282	42	124	17	35	1	0	0	13	13	17	0

JARVIS, Matt D.**LHP**

Height - 6'4 Bats - R Born - 2/22/72 at Davenport, IA
 Weight - 185 Throws - L Resides - Gaithersburg, MD

SCHOOL - Mesa CC

HOW OBTAINED - Contract purchased from the Northern League on 10/18/96.

Jarvis — Complete Record

YR	CLUB	LG	W-L	ERA	G	GS	CG	SV	IP	H	R	ER	BB	SO
91	GCL Orioles	GCL	3-1	4.34	11	5	0	1	37.1	44	22	18	17	30
92	Kane County	Mid	4-4	4.54	34	7	0	0	71.1	84	53	36	35	43
93	Albany	SAL	11-13	3.06	29	29	8	0	185.1	173	82	63	82	118
94	Frederick	Car	10-4	4.17	31	14	0	1	103.2	92	58	48	48	67
95	Bowie	East	9-8	5.11	26	21	0	0	118.0	154	71	67	42	60
96	Bowie	East	1-3	7.45	6	4	0	0	19.1	31	17	16	7	13
	Winnipeg	Nor	11-3	3.58	17	15	2	0	103.0	99	46	41	55	63
97	Arkansas	Tex	8-5	1.91	50	4	0	2	80.0	70	24	17	45	52
MINOR LEAGUE TOTALS			57-41	3.84	204	99	10	4	718.0	747	373	306	331	446

JERUE, Tristan A.**RHP**

Height - 6'1 Bats - R Born - 12/12/75 at Austin, TX
 Weight - 185 Throws - R Resides - Westfield, MA

SCHOOL - University of Georgia

HOW OBTAINED - Cardinals' 22nd round selection in the June, 1997 free agent draft.

Jerue — Complete Record

YR	CLUB	LG	W-L	ERA	G	GS	CG	SV	IP	H	R	ER	BB	SO
97	New Jersey	NYP	5-4	3.52	13	13	0	0	71.2	73	35	28	21	55
MINOR LEAGUE TOTALS			5-4	3.52	13	13	0	0	71.2	73	35	28	21	55

JIMENEZ, Jose**RHP**

Height - 6'3 Bats - R Born - 7/07/73 at San Pedro de Macoris, DR
 Weight - 170 Throws - R Resides - San Pedro de Macoris, D.R.

HOW OBTAINED - Signed by the Cardinals to a 1992 contract as a non-drafted free agent on 10/21/91.

Jiminez — Complete Record

YR	CLUB	LG	W-L	ERA	G	GS	CG	SV	IP	H	R	ER	BB	SO
92	Est.O'squeya	DSL	3-2	6.10	18	2	0	0	48.2	68	43	33	23	21
93	Est.O'squeya	DSL	3-5	3.52	12	12	0	0	56.1	61	47	22	35	30
94	Ing. Porv.	DSL	3-9	2.77	19	9	0	3	68.1	54	43	21	30	54
95	Johnson City	Appy	5-7	3.49	14	14	1	0	90.1	81	48	35	25	85
96	Peoria	Mid	12-9	2.92	28	27	3	0	172.1	158	75	56	53	129
97	Prince William	Caro	9-7	3.09	24	24	2	0	145.2	128	73	50	42	81
MINOR LEAGUE TOTALS			35-39	3.36	115	88	6	3	581.2	550	328	217	208	400

JOSE, Luis**OF**

Height - 6'0 Bats - R Born - 1/03/79 at El Seibo, Dom. Rep.
 Weight - 165 Throws - R Resides - El Seibo, Dominican Rep.

HOW OBTAINED - Signed by the Cardinals as a non-drafted free agent on 4/1/97.

Jose — Complete Record

YR	CLUB	LG	AVG	G	AB	R	H	2B	3B	HR	RBI	BB	SO	SB
97	DSL Cardinals	DSL	.233	50	133	19	31	8	0	1	13	13	31	5
MINOR LEAGUE TOTALS			.233	50	133	19	31	8	0	1	13	13	31	5

KARNUTH, Jason A.**RHP**

Height - 6'2 Bats - R Born - 5/15/76 at LaGrange, IL
 Weight - 190 Throws - R Resides - Glen Ellyn, IL

SCHOOL - Illinois State University

HOW OBTAINED - Cardinals' 8th round selection in the June, 1997 free agent draft.

Karnuth — Complete Record

YR	CLUB	LG	W-L	ERA	G	GS	CG	SV	IP	H	R	ER	BB	SO
97	New Jersey	NYP	4-1	1.86	7	7	0	0	38.2	33	8	8	9	23
	Peoria	Mid	0-3	6.65	4	4	0	0	23.0	29	19	17	7	12
MINOR LEAGUE TOTALS			4-4	3.65	11	11	0	0	61.2	62	27	25	16	35

KENNEDY, Adam**SS**

Height - 6'1 Bats - L Born - 1/10/76 at Riverside, CA
 Weight - 180 Throws - R Resides - Riverside, CA

HOW OBTAINED - Cardinals' first-round selection (20th overall) in the June 1997 free-agent draft.

SCHOOL - Cal State Northridge

Kennedy — Complete Record

YR	CLUB	LG	AVG	G	AB	R	H	2B	3B	HR	RBI	BB	SO	SB
97	New Jersey	NYP	.342	29	114	20	39	6	3	0	19	13	10	9
	Prince William	Caro	.312	35	154	24	48	9	3	1	27	6	17	4
MINOR LEAGUE TOTALS			.325	64	268	44	87	15	6	1	46	19	27	13

KIM, David H.**OF**

Height - 6'0 Bats - R Born - 4/02/76 at Seoul, Korea
 Weight - 200 Throws - R Resides - Cherry Hill, NJ

SCHOOL - Seton Hall University

HOW OBTAINED - Cardinals' 18th round selection in the June 1997 free agent draft.

Kim — Complete Record

YR	CLUB	LG	AVG	G	AB	R	H	2B	3B	HR	RBI	BB	SO	SB
97	New Jersey	NYP	.278	58	205	38	57	16	2	5	35	17	39	5
MINOR LEAGUE TOTALS			.278	58	205	38	57	16	2	5	35	17	39	5

KLEINER, Stacy E.**2B/C**

Height - 6'0 Bats - R Born - 1/12/75 at Los Angeles, CA
 Weight - 185 Throws - R Resides - Las Vegas, NV

SCHOOL - University of Nevada-Las Vegas

HOW OBTAINED - Cardinals' 16th round selection in the June, 1996 free agent draft.

Kleiner — Complete Record

YR	CLUB	LG	AVG	G	AB	R	H	2B	3B	HR	RBI	BB	SO	SB
96	New Jersey	NYP	.294	56	177	24	52	10	2	2	23	9	32	2
97	Prince William	Caro	.313	91	310	37	97	22	4	4	32	28	69	1
	Arkansas	Tex	.255	16	55	7	14	4	2	1	10	2	14	0
MINOR LEAGUE TOTALS			.301	163	542	68	163	36	8	7	65	39	115	3

LAMBERT, Jeremy J.**RHP**

Height - 6'1 Bats - R Born - 1/10/79 at Salt Lake City, UT
 Weight - 195 Throws - R Resides - Kearns, UT

SCHOOL - Kearns HS

HOW OBTAINED - Cardinals' 16th round selection in the June, 1997 free agent draft.

Lambert — Complete Record

YR	CLUB	LG	W-L	ERA	G	GS	CG	SV	IP	H	R	ER	BB	SO
97	Johnson City	Appy	1-1	9.19	27	0	0	1	32.1	46	42	33	37	29
MINOR LEAGUE TOTALS			1-1	9.19	27	0	0	1	32.1	46	42	33	37	29

LANFRANCO, Otoniel**RHP**

Height - 6'0 Bats - R Born - 7/17/76 at Cotui, Dom. Rep.
 Weight - 160 Throws - R Resides - Cotui, Dom. Rep.

HOW OBTAINED - Signed by the Cardinals as a non-drafted free agent on 6/20/96

Lanfranco — Complete Record

YR	CLUB	LG	W-L	ERA	G	GS	CG	SV	IP	H	R	ER	BB	SO
96	DSL Cardinals	DSL	4-3	1.25	10	2	2	1	36.0	36	11	5	13	29
97	Johnson City	Apy	2-8	7.64	14	14	0	0	68.1	85	60	58	31	69
MINOR LEAGUE TOTALS			6-11	5.43	24	16	2	1	104.1	121	71	63	44	98

LARA, Rafael A.**2B**

Height - 5'8 Bats - S Born - 10/07/80 at Barquisimeto, Venez.
 Weight - 140 Throws - R Resides - Cabudare, Venezuela

HOW OBTAINED - Signed by the Cardinals to a 1998 contract as a non-drafted free agent on 12/18/97.

Lara — Complete Record

1998 WILL BE FIRST PROFESSIONAL SEASON

LARIVIERE, Jason M.**OF**

Height - 5'10 Bats - R Born - 9/30/73 at Biddeford, ME
 Weight - 185 Throws - R Resides - Biddeford, ME

SCHOOL - University of Southern Maine

HOW OBTAINED - Cardinals' 44th round selection in the June, 1995 free agent draft.

Lariviere — Complete Record

YR	CLUB	LG	AVG	G	AB	R	H	2B	3B	HR	RBI	BB	SO	SB
95	New Jersey	NYP	.280	33	100	13	28	3	1	0	9	14	10	8
96	Peoria	Mid	.249	64	225	33	56	13	1	1	36	25	31	6
	St. Petersburg	FSL	.300	41	140	27	42	6	0	3	18	18	19	1
97	Arkansas	Tex	.274	118	372	50	102	24	5	6	60	33	69	4
MINOR LEAGUE TOTALS			.272	256	837	123	228	46	7	10	123	90	129	19

LEDBETTER, Kevin B. (Blake)**C**

Height - 6'2 Bats - R Born - 3/09/77 at Sikeston, MO
 Weight - 210 Throws - R Resides - Bertrand, MO

SCHOOL - Southeast Missouri State University

HOW OBTAINED - Cardinals' 33rd round selection in the June, 1997 free agent draft.

Ledbetter — Complete Record

YR	CLUB	LG	AVG	G	AB	R	H	2B	3B	HR	RBI	BB	SO	SB
97	Johnson City	Apy	.119	16	42	2	5	1	0	0	2	0	15	0
MINOR LEAGUE TOTALS			.119	16	42	2	5	1	0	0	2	0	15	0

LEE, Jason D.**OF**

Height - 6'1 Bats - L Born - 4/22/77 at Abilene, TX
 Weight - 185 Throws - R Resides - Burlington, IA

SCHOOL - Burlington Community HS

HOW OBTAINED - Cardinals' 15th round selection in the June, 1995 free agent draft.

Lee — Complete Record

YR	CLUB	LG	AVG	G	AB	R	H	2B	3B	HR	RBI	BB	SO	SB
95	Johnson City	Apy	.105	28	76	10	8	1	0	0	4	8	38	2
96	Johnson City	Apy	.307	36	114	21	35	10	3	2	21	20	25	1
97	New Jersey	NYP	.239	60	226	34	54	10	0	5	37	21	69	8
MINOR LEAGUE TOTALS			.233	124	416	65	97	21	3	7	62	49	132	11

LEON, Jose G. (Geraldo)**3B**

Height - 6'0 Bats - R Born - 12/08/76 at Cayey, PR
 Weight - 175 Throws - R Resides - Cayey, PR

SCHOOL - Tecnico Deportiro HS

HOW OBTAINED - Cardinals' 22nd round selection in the June, 1994 free agent draft.

Leon — Complete Record

YR	CLUB	LG	AVG	G	AB	R	H	2B	3B	HR	RBI	BB	SO	SB
94	Chandler	Ariz	.230	46	161	16	37	3	2	0	17	11	51	1
95	Savannah	SAL	.165	41	133	15	22	4	1	0	11	10	46	0
96	Johnson City	Appy	.248	59	222	29	55	9	3	10	36	17	92	5
	New Jersey	NYP	.286	7	28	4	8	3	1	1	3	0	7	0
97	Peoria	Mid	.231	118	399	50	92	21	2	20	54	32	122	6
MINOR LEAGUE TOTALS			.227	271	943	114	214	40	9	31	121	70	318	12

LEVEY, Joshua A. (Josh)**RHP**

Height - 6'2 Bats - R Born - 10/29/74 at St. Louis, MO
 Weight - 185 Throws - R Resides - St. Louis, MO

SCHOOL - Northwestern University

HOW OBTAINED - Signed by the Cardinals as a non-drafted free agent on 6/11/97.

Levey — Complete Record

YR	CLUB	LG	W-L	ERA	G	GS	CG	SV	IP	H	R	ER	BB	SO
97	New Jersey	NYP	1-3	5.35	18	3	0	0	33.2	31	21	20	14	25
MINOR LEAGUE TOTALS			1-3	5.35	18	3	0	0	33.2	31	21	20	14	25

LLIBRE, Brian**C**

Height - 6'3 Bats - R Born - 9/16/77 at Bellflower, CA
 Weight - 195 Throws - R Resides - West Covina, CA

SCHOOL - West Covina HS

HOW OBTAINED - Acquired from the Rangers as a player to be named later for Cory Bailey, on 5/20/97.

Llibre — Complete Record

YR	CLUB	LG	AVG	G	AB	R	H	2B	3B	HR	RBI	BB	SO	SB
95	GCL Rangers	GCL	.269	24	67	4	18	2	0	0	8	2	21	1
96	GCL Rangers	GCL	.306	33	108	18	33	5	0	8	24	2	29	3
97	Johnson City	Appy	.267	33	105	17	28	10	0	4	22	7	25	1
MINOR LEAGUE TOTALS			.282	90	280	39	79	17	0	12	54	11	75	5

LOGAN, Marcus T.**RHP**

Height - 6'0 Bats - R Born - 5/08/72 at Evanston, IL
 Weight - 170 Throws - R Resides - Evanston, IL

SCHOOL - Murray State University

HOW OBTAINED - Cardinals' 18th round selection in the June, 1994 free agent draft.

Logan — Complete Record

YR	CLUB	LG	W-L	ERA	G	GS	CG	SV	IP	H	R	ER	BB	SO
94	New Jersey	NYP	5-4	3.94	13	13	2	0	64.0	53	32	28	27	53
95	Savannah	SAL	3-6	3.32	34	7	0	0	86.2	73	42	32	38	83
96	St. Petersburg	FSL	7-7	2.91	30	19	0	0	133.0	125	49	43	49	99
97	Arkansas	Tex	11-7	4.12	27	25	1	0	153.0	152	75	70	64	101
MINOR LEAGUE TOTALS			26-24	3.57	104	64	3	0	436.2	403	198	173	178	336

LOVINGIER, Kevin J.**LHP**Height - 6'2
Weight - 205Bats - L
Throws - LBorn - 8/29/71 at Chicago, IL
Resides - Mission Viejo, CA

SCHOOL - University of Oklahoma

HOW OBTAINED - Cardinals' 25th round selection in the June, 1994 free agent draft.

Lovingier — Complete Record

YR	CLUB	LG	W-L	ERA	G	GS	CG	SV	IP	H	R	ER	BB	SO
94	New Jersey	NYP	1-0	1.55	35	0	0	1	52.1	36	13	9	19	71
95	Savannah	SAL	6-3	1.34	38	0	0	1	47.0	35	14	7	21	54
	St. Pete	FSL	1-0	1.66	22	0	0	0	21.2	9	4	4	10	14
96	Arkansas	Tex	2-3	4.10	60	0	0	1	63.2	60	30	29	48	73
97	Arkansas	Tex	4-3	2.54	59	0	0	3	74.1	68	27	21	26	82
MINOR LEAGUE TOTALS			14-9	2.43	214	0	0	6	259.0	208	88	70	124	294

LUCES, Pablo E.**RHP**Height - 6'0
Weight - 180Bats - R
Throws - RBorn - 7/03/80 at Barcelona, Venezuela
Resides - Barcelona, Venezuela

HOW OBTAINED - Signed by the Cardinals as a non-drafted free agent on 4/10/97.

Luces — Complete Record

YR	CLUB	LG	W-L	ERA	G	GS	CG	SV	IP	H	R	ER	BB	SO
97	VSL Cardinals	VSL	2-2	7.14	19	NA	NA	0	29.0	32	27	23	8	15
MINOR LEAGUE TOTALS			2-2	7.14	19	NA	NA	0	29.0	32	27	23	8	15

LUEBBERS, Larry C.**RHP**Height - 6'6
Weight - 210Bats - R
Throws - RBorn - 10/11/69 at Cincinnati, OH
Resides - Florence, KY

SCHOOL - University of Kentucky

HOW OBTAINED - Signed by the Cardinals as a minor league free agent on 11/24/97.

Luebbers — Complete Record

YR	CLUB	LG	W-L	ERA	G	GS	CG	SV	IP	H	R	ER	BB	SO
90	Billings	Pio	5-4	4.48	13	13	1	0	72.1	74	46	36	31	48
91	Cedar Rapids	Mid	8-10	3.12	28	28	3	0	184.2	177	85	64	64	98
92	Cedar Rapids	Mid	7-0	2.62	14	14	1	0	82.1	71	33	24	33	56
92	Chattanooga	Sou	6-5	2.27	14	14	1	0	87.1	86	34	22	34	56
93	Indianapolis	AmAs	4-7	4.16	15	15	0	0	84.1	81	45	39	47	51
93	CINCINNATI	NL	2-5	4.54	14	14	0	0	77.1	70	49	39	38	38
94	Iowa	AmAs	10-12	6.04	27	26	0	0	138.2	149	100	93	87	90
95	Chattanooga	Sou	10-6	4.65	28	21	0	0	118.0	112	71	61	59	87
96	Chattanooga	Sou	3-5	3.63	11	11	0	0	69.1	64	32	28	26	38
96	Indianapolis	AmAs	5-4	3.91	14	11	0	0	71.1	76	44	31	23	35
97	Richmond	Int	3-14	5.38	27	26	2	0	144.0	180	101	86	44	91
MAJOR LEAGUE TOTALS			2-5	4.54	14	14	0	0	77.1	70	49	39	38	38
MINOR LEAGUE TOTALS			61-67	4.14	191	179	8	0	1052.1	1070	591	484	448	650

MACRORY, Robert P.**2B**Height - 6'1
Weight - 165Bats - R
Throws - RBorn - 2/18/75 at Montgomery, AL
Resides - Montgomery, AL

SCHOOL - Auburn University

HOW OBTAINED - Cardinals' 14th round selection in the June, 1997 free agent draft.

Macrory — Complete Record

YR	CLUB	LG	AVG	G	AB	R	H	2B	3B	HR	RBI	BB	SO	SB
97	New Jersey	NYP	.306	67	248	52	76	9	2	1	26	18	27	23
MINOR LEAGUE TOTALS			.306	67	248	52	76	9	2	1	26	18	27	23

MAIER, Taber J.**SS**

Height - 6'0 Bats - R Born - 2/24/75 at Tehran, Iran
 Weight - 180 Throws - R Resides - Santa Clara, CA

SCHOOL - California Poly - San Luis Obispo

HOW OBTAINED - Cardinals' 30th round selection in the June, 1997 free agent draft.

Maier — Complete Record

YR	CLUB	LG	AVG	G	AB	R	H	2B	3B	HR	RBI	BB	SO	SB
97	New Jersey	NYP	.213	50	155	19	33	9	1	2	22	20	30	6
MINOR LEAGUE TOTALS			.213	50	155	19	33	9	1	2	22	20	30	6

MARTINE, Christopher G. (Chris)**C**

Height - 6'2 Bats - R Born - 7/10/75 at Camden, NJ
 Weight - 190 Throws - R Resides - Cherry Hill, NJ

SCHOOL - George Mason University

HOW OBTAINED - Cardinals' 23rd round selection in the June, 1997 free agent draft.

Martine — Complete Record

YR	CLUB	LG	AVG	G	AB	R	H	2B	3B	HR	RBI	BB	SO	SB
97	New Jersey	NYP	.211	47	142	22	30	5	0	0	12	22	37	0
MINOR LEAGUE TOTALS			.211	47	142	22	30	5	0	0	12	22	37	0

MARTINEZ, Ruthquenbel**LHP**

Height - 5'11 Bats - L Born - 9/27/79 at Bajos de Haina, DR
 Weight - 165 Throws - L Resides - Bajos de Haina, Dominican Rep.

HOW OBTAINED - Signed by the Cardinals to a 1997 contract as a non-drafted free agent on 12/16/96.

Martinez — Complete Record

YR	CLUB	LG	W-L	ERA	G	GS	CG	SV	IP	H	R	ER	BB	SO
97	DSL Cardinals	DSL	0-1	10.98	7	1	0	0	19.2	21	26	24	32	15
MINOR LEAGUE TOTALS			0-1	10.98	7	1	0	0	19.2	21	26	24	32	15

MARTINEZ, Wilmer R.**RHP**

Height - 6'3 Bats - R Born - 4/3/81 at Caracas, Venezuela
 Weight - 155 Throws - R Resides - Miranda, Venezuela

HOW OBTAINED - Signed by the Cardinals to a 1998 contract as a non-drafted free agent on 12/18/97.

Martinez — Complete Record

1998 WILL BE FIRST PROFESSIONAL SEASON

MATEO, Pedro D.**RHP**

Height - 6'4 Bats - R Born - 5/13/80 at San Cristobal, Dom. Rep.
 Weight - 200 Throws - R Resides - San Cristobal, Dominican Republic

HOW OBTAINED - Signed by the Cardinals as a non-drafted free agent on 1/2/98.

Mateo — Complete Record

1998 WILL BE FIRST PROFESSIONAL SEASON

MATEW, Francisco**RHP**Height - 5'11
Weight - 165Bats - R
Throws - RBorn - 4/12/79 at San Pedro de Macoris, DR
Resides - San Pedro de Macoris, Dom. Rep.**HOW OBTAINED** - Signed by the Cardinals to a 1997 contract as a non-drafted free agent on 12/16/96.**Matew — Complete Record**

YR	CLUB	LG	W-L	ERA	G	GS	CG	SV	IP	H	R	ER	BB	SO
97	DSL Cardinals	DSL	1-3	6.32	9	5	0	1	31.1	36	27	22	12	40
MINOR LEAGUE TOTALS			1-3	6.32	9	5	0	1	31.1	36	27	22	12	40

MATVEY, Michael M. (Mike)**IF**Height - 6'0
Weight - 175Bats - R
Throws - RBorn - 10/10/71 at Pittsburgh, PA
Resides - Charlotte, NC**SCHOOL** - Berry College**HOW OBTAINED** - Cardinals' 32nd round selection in the June, 1993 free agent draft.**Matvey — Complete Record**

YR	CLUB	LG	AVG	G	AB	R	H	2B	3B	HR	RBI	BB	SO	SB
93	Glens Falls	NYP	.289	70	239	37	69	11	5	3	42	29	43	7
94	Savannah	SAL	.252	122	444	61	112	26	3	3	65	44	99	4
95	St. Petersburg	FSL	.273	87	304	32	83	15	4	0	20	40	67	1
96	St. Petersburg	FSL	.256	127	407	51	104	10	3	1	40	47	90	3
97	Prince William	Caro	.228	32	123	22	28	12	0	3	22	15	28	1
	Arkansas	Tex	.221	57	136	16	30	4	0	1	9	21	33	1
MINOR LEAGUE TOTALS			.258	495	1653	219	426	78	15	11	198	196	360	17

MAXCY, David B.**RHP**Height - 6'1
Weight - 170Bats - R
Throws - RBorn - 5/4/71 at Amory, MS
Resides - Amory, MS**SCHOOL** - University of Mississippi**HOW OBTAINED** - Acquired in trade with Detroit, along with Micah Franklin, in exchange for Tom Urbani and Miguel Inzunza.**Maxcy — Complete Record**

YR	CLUB	LG	W-L	ERA	G	GS	CG	SV	IP	H	R	ER	BB	SO
92	Bristol	Appy	4-2	3.47	14	7	2	3	49.1	41	24	19	17	43
93	Fayetteville	SAL	12-4	2.93	39	12	1	9	113.2	111	51	37	42	101
94	Trenton	East	0-0	0.00	5	0	0	1	10.2	6	1	0	4	5
	Toledo	Int	2-3	1.62	24	1	0	3	44.1	31	12	8	18	43
95	Toledo	Int	1-3	5.26	20	0	0	2	25.2	32	20	15	11	11
	DETROIT	AL	4-5	6.88	41	0	0	0	52.1	61	48	40	31	20
96	DETROIT	AL	0-0	13.50	2	0	0	0	3.1	8	5	5	2	1
	Toledo	Int	3-1	3.97	15	0	0	0	22.2	24	11	10	9	8
	Louisville	AmAs	4-2	4.79	36	3	0	1	62.0	63	34	33	32	52
97	Louisville	AmAs	2-2	3.76	30	0	0	9	38.1	36	18	16	24	22
MAJOR LEAGUE TOTALS			4-5	7.28	43	0	0	0	55.2	69	53	45	33	21
MINOR LEAGUE TOTALS			28-17	3.39	183	23	3	28	366.2	344	171	138	157	285

MAZUREK, Brian M.**1B**

Height - 6'1 Bats - L Born - 4/17/74 at Harvey, IL
 Weight - 195 Throws - L Resides - Matteson, IL

SCHOOL - College of St. Francis

HOW OBTAINED - Cardinals' 31st round selection in the June, 1996 free agent draft.

Mazurek — Complete Record

YR	CLUB	LG	AVG	G	AB	R	H	2B	3B	HR	RBI	BB	SO	SB
96	New Jersey	NYP	.310	69	274	31	85	18	1	2	48	16	39	0
97	Prince William	Caro	.281	97	324	39	91	17	1	9	47	21	53	0
MINOR LEAGUE TOTALS			.294	166	598	70	176	35	2	11	95	37	92	0

McDONALD, William K. (Keith)**C/1B**

Height - 6'2 Bats - R Born - 2/08/73 at Yokosuka, Japan
 Weight - 215 Throws - R Resides - Yorba Linda, CA

SCHOOL - Pepperdine University

HOW OBTAINED - Cardinals' 24th round selection in the June, 1994 free agent draft.

McDonald — Complete Record

YR	CLUB	LG	AVG	G	AB	R	H	2B	3B	HR	RBI	BB	SO	SB
94	Johnson City	Apy	.246	59	199	32	49	12	0	6	31	27	36	3
95	Peoria	Mid	.268	65	179	22	48	6	0	1	20	22	38	0
96	St. Petersburg	FSL	.271	114	410	30	111	25	0	2	52	34	65	1
97	Arkansas	Tex	.240	79	233	32	56	16	0	5	30	31	56	0
MINOR LEAGUE TOTALS			.259	317	1021	116	264	59	0	14	133	114	195	4

McDOUGAL, Michael N.**RHP**

Height - 6'4 Bats - L Born - 3/22/75 at Las Vegas, NV
 Weight - 215 Throws - R Resides - Las Vegas, NV

SCHOOL - Taft College

HOW OBTAINED - Cardinals' 31st round selection in the June, 1994 free agent draft.

McDougal — Batting Record

YR	CLUB	LG	AVG	G	AB	R	H	2B	3B	HR	RBI	BB	SO	SB
94	Chandler	Ariz	.270	21	74	13	20	6	0	0	6	8	16	2
95	Savannah	SAL	.080	15	50	2	4	0	0	0	4	2	17	1
	Johnson Cty	Apy	.175	32	97	8	17	3	1	3	12	6	27	0
MINOR LEAGUE TOTALS			.186	68	221	23	41	9	1	3	22	16	60	3

McDougal — Pitching Record

YR	CLUB	LG	W-L	ERA	G	GS	CG	SV	IP	H	R	ER	BB	SO
96	New Jersey	NYP	1-1	7.08	14	0	0	0	20.1	20	17	16	4	25
97	New Jersey	NYP	4-4	2.49	13	11	2	0	68.2	62	24	19	9	63
MINOR LEAGUE TOTALS			5-5	3.54	27	11	2	0	89.0	82	41	35	13	88

McEWING, Joseph E. (Joe)**OF/2B**

Height - 5'10 1/2 Bats - R Born - 10/19/72 at Bristol, PA
 Weight - 170 Throws - R Resides - Bristol, PA

SCHOOL - County College of Morris

HOW OBTAINED - Cardinals' 28th round selection in the June, 1992 free agent draft.

McEwing — Complete Record

YR	CLUB	LG	AVG	G	AB	R	H	2B	3B	HR	RBI	BB	SO	SB
92	Chandler	Ariz	.336	55	211	55	71	4	2	0	13	24	18	23
93	Savannah	SAL	.249	138	511	94	127	35	1	0	43	89	73	22
94	Madison	Mid	.324	90	346	58	112	24	2	4	47	32	53	18
	St. Petersburg	FSL	.249	50	197	22	49	7	0	1	20	19	32	8
95	St. Petersburg	FSL	.228	75	281	33	64	13	0	1	23	25	49	2
	Arkansas	Tex	.248	42	121	16	30	4	0	2	12	9	13	3
96	Arkansas	Tex	.208	106	216	27	45	7	3	2	14	13	32	2
97	Arkansas	Tex	.259	103	263	33	68	6	3	4	35	19	39	2
MINOR LEAGUE TOTALS			.264	659	2146	338	566	100	11	14	207	230	309	80

McINTYRE, Remer**OF**

Height - 5'10 Bats - R Born - 11/23/78 at Albany, GA
 Weight - 180 Throws - R Resides - Tampa, FL

SCHOOL - Hillsborough HS

HOW OBTAINED - Cardinals' 39th round selection in the June, 1997 free agent draft.

McIntyre — Complete Record

YR	CLUB	LG	AVG	G	AB	R	H	2B	3B	HR	RBI	BB	SO	SB
97	Johnson City	Appy	.187	39	107	11	20	3	2	0	3	7	38	0
MINOR LEAGUE TOTALS			.187	39	107	11	20	3	2	0	3	7	38	0

McNALLY, William S. (Shawn)**OF/C**

Height - 6'2 Bats - R Born - 6/29/73 at Athens, GA
 Weight - 210 Throws - R Resides - Winder, GA

SCHOOL - Auburn University

HOW OBTAINED - Cardinals' 13th round selection in the June, 1995 free agent draft.

McNally — Complete Record

YR	CLUB	LG	AVG	G	AB	R	H	2B	3B	HR	RBI	BB	SO	SB
95	New Jersey	NYP	.256	24	90	11	23	5	0	1	10	8	18	5
	Savannah	SAL	.219	49	169	21	37	8	2	1	14	24	48	8
96	Peoria	Mid	.278	123	431	59	120	19	5	7	75	57	60	9
97	Prince William	Caro	.217	47	138	12	30	7	1	0	18	27	22	3
MINOR LEAGUE TOTALS			.254	243	828	103	210	39	8	9	117	116	148	25

McNEAL, Pepe C.**C**

Height - 6'3 Bats - R Born - 8/11/75 at Tampa, FL
 Weight - 205 Throws - R Resides - Thunotosassa, FL

SCHOOL - Blanche Armwood HS

HOW OBTAINED - Acquired in trade with the Indians along with David Bell and Rick Heiserman, in exchange for Ken Hill on 7/27/95.

McNeal — Complete Record

YR	CLUB	LG	AVG	G	AB	R	H	2B	3B	HR	RBI	BB	SO	SB
94	Burlington	Appy	.131	31	89	8	13	0	0	0	3	8	30	2
95	Burlington	Appy	.281	27	89	4	25	2	0	2	15	4	20	2
	Johnson City	Appy	.175	27	97	9	17	6	0	0	12	15	28	2
96	Johnson City	Appy	.300	24	90	22	27	6	1	1	11	11	23	0
	New Jersey	NYP	.278	19	54	4	15	2	1	1	4	3	14	0
97	Peoria	Mid	.246	56	142	18	35	9	0	5	25	18	32	0
MINOR LEAGUE TOTALS			.231	184	571	65	132	25	2	9	70	59	147	6

McNEILL, Kevin G.**LHP**

Height - 6'4 Bats - R Born - 12/22/70 at Covington, LA
 Weight - 215 Throws - L Resides - Waller, TX

SCHOOL - McNeese State University

HOW OBTAINED - Cardinals' 34th round selection in the June, 1994 free agent draft.

McNeill — Complete Record

YR	CLUB	LG	W-L	ERA	G	GS	CG	SV	IP	H	R	ER	BB	SO
94	Johnson City	Apy	3-4	3.96	13	13	0	0	72.2	75	37	32	26	53
95	Savannah	SAL	3-7	4.96	29	21	0	0	110.2	131	74	61	47	87
96	St. Petersburg	FSL	4-2	2.95	45	0	0	0	61.0	56	28	20	18	44
97	Prince William	Caro	2-6	4.96	55	1	0	1	69.0	66	43	38	28	58
MINOR LEAGUE TOTALS			12-19	4.34	142	35	0	1	313.1	328	182	151	119	242

MILLER, Matthew D. (Matt)**RHP**

Height - 6'0 Bats - R Born - 6/22/74
 Weight - 180 Throws - R Resides - Greensburg, IN

SCHOOL - Southern Indiana University

HOW OBTAINED - Signed by the Cardinals as a non-drafted free agent on 6/17/97.

Miller — Complete Record

YR	CLUB	LG	W-L	ERA	G	GS	CG	SV	IP	H	R	ER	BB	SO
97	Johnson City	Apy	2-2	7.88	20	3	0	0	40.0	62	43	35	16	32
MINOR LEAGUE TOTALS			2-2	7.88	20	3	0	0	40.0	62	43	35	16	32

MONTGOMERY, Gregory T. (Greg)**RHP**

Height - 6'2 Bats - R Born - 5/19/75 at North Little Rock, AR
 Weight - 200 Throws - R Resides - Greenbrier, AR

SCHOOL - University of Central Arkansas

HOW OBTAINED - Cardinals' 27th round selection in the June, 1996 free agent draft

Montgomery — Complete Record

YR	CLUB	LG	W-L	ERA	G	GS	CG	SV	IP	H	R	ER	BB	SO
96	New Jersey	NYP	0-1	1.23	11	0	0	1	14.2	9	5	2	4	22
	Peoria	Mid	0-0	2.75	14	0	0	0	19.2	11	6	6	9	22
97	Peoria	Mid	2-8	8.53	40	11	0	1	82.1	103	89	78	69	68
MINOR LEAGUE TOTALS			2-9	6.63	65	11	0	2	116.2	123	100	86	82	112

MORALES, Juan B.**2B**

Height - 5'10 Bats - R Born - 1/24/81 at Barcelona, Venz
 Weight - 150 Throws - R Resides - Barcelona, Venezuela

HOW OBTAINED - Signed by the Cardinals to a 1998 contract as a non-drafted free agent on 12/18/97.

Morales — Complete Record

1998 WILL BE FIRST PROFESSIONAL SEASON

NAVARRO, Michael J. (Jason)**LHP**

Height - 6'4

Bats - L

Born - 7/05/75 at Monroe, LA

Weight - 225

Throws - L

Resides - Lilburn, GA

SCHOOL - Tulane University

HOW OBTAINED - Cardinals' 5th round selection in the June, 1997 free agent draft.

Navarro — Complete Record

YR	CLUB	LG	W-L	ERA	G	GS	CG	SV	IP	H	R	ER	BB	SO
97	New Jersey	NYP	1-6	6.85	10	10	1	0	44.2	60	40	34	22	41
MINOR LEAGUE TOTALS			1-6	6.85	10	10	1	0	44.2	60	40	34	22	41

NESTOR, Joseph C.**RHP**

Height - 5'10

Bats - R

Born - Bronx, NY

Weight - 190

Throws - R

Resides - Springhill, FL

SCHOOL - Lindenwood College

HOW OBTAINED - Contract purchased from Catskill of the North Atlantic League on 10/30/96.

Nestor — Complete Record

YR	CLUB	LG	W-L	ERA	G	GS	CG	SV	IP	H	R	ER	BB	SO
96	Catskill	NAL	2-1	1.71	21	0	0	12	26.1	13	7	5	7	20
97	Prince William	Caro	3-7	3.87	58	0	0	3	76.2	77	39	33	29	63
MINOR LEAGUE TOTALS			5-8	3.32	79	0	0	15	103.0	90	46	38	36	83

NORRIS, Stephen M. (Steve)**LHP**

Height - 6'1

Bats - L

Born - 2/01/76 at Corpus Christi, TX

Weight - 185

Throws - L

Resides - Fort Worth, TX

SCHOOL - Tyler JC

HOW OBTAINED - Cardinals' 14th round selection in the June, 1996 free agent draft.

Norris — Complete Record

YR	CLUB	LG	W-L	ERA	G	GS	CG	SV	IP	H	R	ER	BB	SO
96	Johnson City	Apy	4-3	6.93	16	10	0	0	50.2	68	49	39	36	36
97	Johnson City	Apy	4-7	5.90	14	14	0	0	71.2	84	64	47	42	72
MINOR LEAGUE TOTALS			8-10	6.32	30	24	0	0	122.1	152	113	86	78	108

NUNEZ, Jose M.**SS**

Height - 5'10

Bats - R

Born - 12/08/78 at Cotui, DR

Weight - 175

Throws - R

Resides - Cotui, Dominican Rep.

HOW OBTAINED - Signed by the Cardinals to a 1997 contract as a non-drafted free agent on 12/16/96.

Nunez — Complete Record

YR	CLUB	LG	AVG	G	AB	R	H	2B	3B	HR	RBI	BB	SO	SB
97	DSL Cardinals	DSL	.293	64	239	40	70	14	1	2	28	26	13	14
MINOR LEAGUE TOTALS			.293	64	239	40	70	14	1	2	28	26	13	14

NUSSBECK, Mark A

RHP

Height - 6'4 Bats - L Born - 5/25/74 at Kansas City, MO
Weight - 180 Throws - R Resides - Kansas City, MO

SCHOOL - Bellevue University

HOW OBTAINED - Cardinals' 29th round selection in the June, 1996 free agent draft.

Nussbeck — Complete Record

YR	CLUB	LG	W-L	ERA	G	GS	CG	SV	IP	H	R	ER	BB	SO
96	New Jersey	NYP	6-3	2.94	16	14	0	0	79.2	72	31	26	16	74
97	Peoria	Mid	8-12	4.58	27	27	2	0	151.1	181	92	77	56	132
MINOR LEAGUE TOTALS			14-15	4.01	43	41	2	0	231.0	253	123	103	72	206

NYKOLUK, Kevin R.

C

Height - 6'00 Bats - R Born - 4/02/75 at Panorama City, CA
Weight - 210 Throws - R Resides - Simi Valley, CA

SCHOOL - University of Miami

HOW OBTAINED - Signed by the Cardinals to a 1998 contract as a non-drafted free agent on 10/03/97.

Nykoluk — Complete Record

1998 WILL BE FIRST PROFESSIONAL SEASON

OLIVO, Carlos M.

RHP

Height - 6'2 Bats - R Born - 10/19/79 at Monte Cristi, Dom. Rep.
Weight - 190 Throws - R Resides - Monte Cristi, Dominican Republic

HOW OBTAINED - Signed by the Cardinals as a non-drafted free agent on 1/3/98.

Olivo — Complete Record

1998 WILL BE FIRST PROFESSIONAL SEASON

ONOFREI, Timothy E. (Tim)

RHP

Height - 6'2 Bats - L Born - 11/01/74 at Spokane, WA
Weight - 195 Throws - R Resides - Vancouver, WA

SCHOOL - Albertson College

HOW OBTAINED - Cardinals' 28th round selection in the June, 1996 free agent draft.

Onofrei — Complete Record

YR	CLUB	LG	W-L	ERA	G	GS	CG	SV	IP	H	R	ER	BB	SO
96	Johnson City	Appy	1-2	4.68	12	7	0	0	42.1	45	24	22	22	28
97	Peoria	Mid	5-5	4.78	42	9	0	0	98.0	111	66	52	45	69
MINOR LEAGUE TOTALS			6-7	4.75	54	16	0	0	140.1	156	90	74	67	97

ORTEGA, Franklin

RHP

Height - 5'11 Bats - R Born - 12/02/75 at San Pedro de Macoris, DR
Weight - 160 Throws - R Resides - Villa Vasquez, Dominican Rep.

HOW OBTAINED - Signed by the Cardinals as a previously released free agent on 1/6/97.

Ortega — Complete Record

YR	CLUB	LG	W-L	ERA	G	GS	CG	SV	IP	H	R	ER	BB	SO
97	Johnson City	Appy	3-4	7.30	18	7	1	0	49.1	62	46	40	39	46
MINOR LEAGUE TOTALS			3-4	7.30	18	7	1	0	49.1	62	46	40	39	46

ORTEGA, Jose M.**OF**

Height - 6'3 Bats - R Born - 1/07/78 at El Tigre, Venezuela
 Weight - 180 Throws - R Resides - El Tigre, Venezuela

HOW OBTAINED - Signed by the Cardinals as a previously released free agent on 5/24/97.

Ortega — Complete Record

YR	CLUB	LG	AVG	G	AB	R	H	2B	3B	HR	RBI	BB	SO	SB
96	DSL Yankees	DSL	STATISTICS NOT AVAILABLE											
97	VSL Cardinals	VSL	.317	49	139	15	44	10	0	3	17	1	20	2
MINOR LEAGUE TOTALS			.317	49	139	15	44	10	0	3	17	1	20	2

ORTEGA, William**OF**

Height - 6'4 Bats - R Born - 7/24/75 at Havana, Cuba
 Weight - 205 Throws - R Resides - Hialeah, FL

HOW OBTAINED - Signed by the Cardinals as a non-drafted free agent on 3/11/97.

Ortega — Complete Record

YR	CLUB	LG	AVG	G	AB	R	H	2B	3B	HR	RBI	BB	SO	SB
97	Prince William	Caro	.229	73	249	23	57	14	0	0	15	21	42	1
MINOR LEAGUE TOTALS			.229	73	249	23	57	14	0	0	15	21	42	1

OZUNA, Pablo J.**IF**

Height - 6'0 Bats - R Born - 8/25/78 at Santo Domingo, DR
 Weight - 160 Throws - R Resides - Andres de Boca Chica, DR

HOW OBTAINED - Signed by the Cardinals as a non-drafted free agent on 4/8/96.

Ozuna — Complete Record

YR	CLUB	LG	AVG	G	AB	R	H	2B	3B	HR	RBI	BB	SO	SB
96	DSL Cardinals	DSL	.363	74	295	57	107	12	4	6	60	23	19	18
97	Johnson City	Appy	.323	56	232	40	75	13	1	5	24	10	24	23
MINOR LEAGUE TOTALS			.345	130	527	97	182	25	5	11	84	33	43	41

PACE, Scott L.**LHP**

Height - 6'4 Bats - L Born - 9/16/71 at Millington, TN
 Weight - 215 Throws - L Resides - Inman, SC

SCHOOL - University of South Carolina

HOW OBTAINED - Acquired from the Brewers, as player to be named later, in exchange for Keith Johns on 1/6/98.

Pace — Complete Record

YR	CLUB	LG	W-L	ERA	G	GS	CG	SV	IP	H	R	ER	TBB	SO
94	Elmira	NYP	3-7	4.08	13	12	2	0	70.2	73	35	32	27	50
95	Hagerstown	Caro	4-2	1.09	11	6	2	1	57.2	32	8	7	12	57
95	Knoxville	Sou	6-8	4.57	18	18	1	0	102.1	117	66	52	48	71
96	Dunedin	FSL	0-0	1.78	19	0	0	6	30.1	24	7	6	13	20
	Syracuse	Int	3-3	5.05	20	5	1	0	51.2	53	37	29	27	35
	Knoxville	Sou	2-0	3.00	4	1	0	0	12.0	8	4	4	6	5
97	Tucson	PCL	0-0	1.59	2	0	0	0	5.2	6	2	1	4	2
	El Paso	Tex	0-5	5.92	41	2	0	0	65.1	86	52	43	31	38
MINOR LEAGUE TOTALS			18-25	3.96	128	44	6	7	395.2	399	211	174	168	278

PEREZ, Carlos F.**3B**

Height - 6'2 Bats - R Born - 8/04/80 at Bani, Dominican Republic

Weight - 170 Throws - R Resides - Bani, Dominican Republic

HOW OBTAINED - Signed by the Cardinals as a non-drafted free agent on 7/3/97.

Perez — Complete Record

YR	CLUB	LG	AVG	G	AB	R	H	2B	3B	HR	RBI	BB	SO	SB
97	DSL Cardinals	DSL	.172	18	58	5	10	1	0	0	3	7	16	2
MINOR LEAGUE TOTALS			.172	18	58	5	10	1	0	0	3	7	16	2

PEREZ, Mario S.**RHP**

Height - 6'2 Bats - R Born - 12/24/80 at San Pedro de Macoris, D.R.

Weight - 170 Throws - R Resides - San Pedro de Macoris, Dominican Rep.

HOW OBTAINED - Signed by the Cardinals as a non-drafted free agent on 1/3/98.

Perez — Complete Record

1998 WILL BE FIRST PROFESSIONAL SEASON

PIMENTEL, Raul**3B**

Height - 5'11 Bats - R Born - 2/25/79 at Carretera Mella, DR

Weight - 160 Throws - R Resides - Andres Boca Chica, DR

HOW OBTAINED - Signed by the Cardinals as a non-drafted free agent on 4/5/96.

Pimentel — Complete Record

YR	CLUB	LG	AVG	G	AB	R	H	2B	3B	HR	RBI	BB	SO	SB
96	DSL Cardinals	DSL	.244	43	123	15	30	3	0	0	14	15	28	3
97	DSL Cardinals	DSL	.324	69	253	34	82	14	1	3	38	27	37	3
MINOR LEAGUE TOTALS			.298	112	376	49	112	17	1	3	52	42	65	6

POLO, Bienvenido**RHP**

Height - 6'2 Bats - R Born - 1/04/79 at San Pedro de Macoris, DR

Weight - 165 Throws - R Resides - El Seibo, Dominican Republic

HOW OBTAINED - Signed by the Cardinals as a non-drafted free agent on 4/2/97.

Polo — Complete Record

YR	CLUB	LG	W-L	ERA	G	GS	CG	SV	IP	H	R	ER	BB	SO
97	DSL Cardinals	DSL	2-5	7.00	14	7	0	1	45.0	42	41	35	38	34
MINOR LEAGUE TOTALS			2-5	7.00	14	7	0	1	45.0	42	41	35	38	34

QUACCIA, Lucas J. (Luke)**1B**

Height - 6'6 Bats - L Born - 2/27/75 at Modesto, CA

Weight - 220 Throws - R Resides - Oakdale, CA

SCHOOL - Stanford University

HOW OBTAINED - Cardinals' 27th round selection in the June, 1997 free agent draft.

Quaccia — Complete Record

YR	CLUB	LG	AVG	G	AB	R	H	2B	3B	HR	RBI	BB	SO	SB
97	New Jersey	NYP	.230	60	204	27	47	5	0	5	23	15	52	2
MINOR LEAGUE TOTALS			.230	60	204	27	47	5	0	5	23	15	52	2

RAMIREZ, Jovanny F.**RHP**

Height - 6'1 Bats - R Born - 11/19/79 at Santo Domingo, Dom. Rep.
 Weight - 160 Throws - R Resides - Santo Domingo, Dominican Republic

HOW OBTAINED - Signed by the Cardinals as a non-drafted free agent on 1/2/98.

Ramirez — Complete Record

1998 WILL BE FIRST PROFESSIONAL SEASON

REAMES, James S. (Jim)**RHP**

Height - 6'1 Bats - R Born - 10/31/74 at Seneca, SC
 Weight - 205 Throws - R Resides - Seneca, SC

SCHOOL - The Citadel

HOW OBTAINED - Signed by the Cardinals as a non-drafted free agent on 6/11/96.

Reames — Complete Record

YR	CLUB	LG	W-L	ERA	G	GS	CG	SV	IP	H	R	ER	BB	SO
96	New Jersey	NYP	2-2	3.32	31	0	0	10	43.1	42	20	16	18	48
97	Peoria	Mid	6-9	3.98	27	24	2	0	133.1	132	77	59	86	83
MINOR LEAGUE TOTALS			8-11	3.82	58	24	2	10	176.2	174	97	75	104	131

REAMES, William B. (Britt)**RHP**

Height - 5'11 Bats - R Born - 8/19/73 at Seneca, SC
 Weight - 175 Throws - R Resides - Seneca, SC

SCHOOL - The Citadel

HOW OBTAINED - Cardinals' 17th round selection in the June, 1995 free agent draft.

Reames — Complete Record

YR	CLUB	LG	W-L	ERA	G	GS	CG	SV	IP	H	R	ER	BB	SO
95	New Jersey	NYP	2-1	1.52	5	5	0	0	29.2	19	7	5	12	42
	Savannah	SAL	3-5	3.46	10	10	1	0	54.2	41	23	21	15	63
96	Peoria	Mid	15-7	1.90	25	25	2	0	161.0	97	43	34	41	167
97	DID NOT PITCH DUE TO INJURY													
MINOR LEAGUE TOTALS			20-13	2.20	40	40	3	0	245.1	157	73	60	68	272

REED, Steven X. (Steve)**RHP**

Height - 6'2 Bats - R Born - 9/24/75 at Norwood, MA
 Weight - 200 Throws - R Resides - Juno Beach, FL

SCHOOL - Palm Beach Gardens HS

HOW OBTAINED - Cardinals' 26th round selection in the June, 1994 free agent draft.

Reed — Complete Record

YR	CLUB	LG	W-L	ERA	G	GS	CG	SV	IP	H	R	ER	BB	SO
94	Chandler	Ariz	0-0	5.54	12	0	0	0	13.0	16	8	8	4	10
95	Johnson City	Appy	2-2	4.43	31	0	0	1	42.2	48	24	21	15	41
96	Johnson City	Appy	5-1	4.05	31	0	0	4	40.0	39	21	18	12	38
97	Peoria	Mid	4-3	5.95	38	6	0	0	75.2	107	56	50	16	64
	Prince William	Caro	2-2	4.31	7	7	0	0	39.2	45	24	19	12	25
MINOR LEAGUE TOTALS			13-8	4.95	119	13	0	5	211.0	255	133	116	59	178

RIEGERT, Timothy P. (Tim)**LHP**

Height - 6'0 Bats - L Born - 6/29/74 at Fairfax, VA
 Weight - 180 Throws - L Resides - Orlando, FL

SCHOOL - University of Central Florida

HOW OBTAINED - Signed by the Cardinals as a non-drafted free agent on 6/18/96.

Riegert — Complete Record

YR	CLUB	LG	W-L	ERA	G	GS	CG	SV	IP	H	R	ER	BB	SO
96	Johnson City	Apy	3-0	4.19	26	0	0	0	38.2	41	19	18	12	38
97	Peoria	Mid	4-2	3.11	55	0	0	0	75.1	79	35	26	31	69
MINOR LEAGUE TOTALS			7-2	3.47	81	0	0	0	114.0	120	54	44	43	107

RIVAS, Anibal**RHP**

Height - 6'3 Bats - R Born - 12/05/81 at Monte Cristi, Dom. Rep.
 Weight - 180 Throws - R Resides - Monte Cristi, Dom. Rep.

HOW OBTAINED - Signed by the Cardinals as a non-drafted free agent on 1/2/98.

Rivas — Complete Record

1998 WILL BE FIRST PROFESSIONAL SEASON

RIVERA, Miguel A.**IF**

Height - 5'10 Bats - R Born - 4/14/74 at Miami, FL
 Weight - 175 Throws - R Resides - Racine, WI

SCHOOL - Lincoln Memorial University

HOW OBTAINED - Cardinals' 32nd round selection in the June, 1994 free agent draft.

Rivera — Complete Record

YR	CLUB	LG	AVG	G	AB	R	H	2B	3B	HR	RBI	BB	SO	SB
94	Johnson City	Apy	.237	64	232	43	55	10	5	4	33	30	41	8
95	Savannah	SAL	.253	128	514	44	130	14	3	4	41	21	76	10
96	Peoria	Mid	.224	72	210	26	47	10	1	1	22	14	33	2
97	Peoria	Mid	.149	49	114	8	17	0	1	0	13	7	20	1
MINOR LEAGUE TOTALS			.233	313	1070	121	249	34	10	9	109	72	170	21

RIZO, Miguel A.**RHP**

Height - 6'2 Bats - R Born - 6/23/80 at Maracay, Venezuela
 Weight - 165 Throws - R Resides - Maracay, Venezuela

HOW OBTAINED - Signed by the Cardinals as a non-drafted free agent on 4/11/97.

Rizo — Complete Record

YR	CLUB	LG	W-L	ERA	G	GS	CG	SV	IP	H	R	ER	BB	SO
97	VSL Cardinals	VSL	2-6	5.36	16	NA	NA	0	47.0	59	41	28	13	33
MINOR LEAGUE TOTALS			2-6	5.36	16	NA	NA	0	47.0	59	41	28	13	33

RODRIGUEZ, Jesus V.**C**

Height - 6'3 Bats - R Born - 4/04/80 at Cumana, Venezuela
 Weight - 190 Throws - R Resides - Cumana, Venezuela

HOW OBTAINED - Signed by the Cardinals as a non-drafted free agent on 4/8/97.

Rodriguez — Complete Record

YR	CLUB	LG	AVG	G	AB	R	H	2B	3B	HR	RBI	BB	SO	SB
97	VSL Cardinals	VSL	.245	27	53	9	13	2	0	0	5	4	8	1
MINOR LEAGUE TOTALS			.245	27	53	9	13	2	0	0	5	4	8	1

RODRIGUEZ, Jose I.**LHP**

Height - 6'1 Bats - L Born - 12/18/74 at Santurce, PR
 Weight - 215 Throws - L Resides - Cayey, PR

SCHOOL - Florida International University

HOW OBTAINED - Cardinals' 24th round selection in the June, 1997 free agent draft.

Rodriguez — Complete Record

YR	CLUB	LG	W-L	ERA	G	GS	CG	SV	IP	H	R	ER	BB	SO
97	Johnson City	Appy	0-0	4.05	4	0	0	0	6.2	4	3	3	3	8
MINOR LEAGUE TOTALS			0-0	4.05	4	0	0	0	6.2	4	3	3	3	8

ROJAS, Yorlan C.**RHP**

Height - 6'1 Bats - R Born - 5/15/80 at San Joaquin, Venezuela
 Weight - 170 Throws - R Resides - San Joaquin, Venezuela

HOW OBTAINED - Signed by the Cardinals to a 1998 contract as a non-drafted free agent on 9/10/97.

Rojas — Complete Record

1998 WILL BE FIRST PROFESSIONAL SEASON

ROSARIO, Ruben**RHP**

Height - 6'3 Bats - R Born - 1/26/75 at Boca Chica, Dom. Republic
 Weight - 150 Throws - R Resides - Boca Chica, Dominican Republic

HOW OBTAINED - Signed by the Cardinals as a non-drafted free agent on 2/4/93.

Rosario — Complete Record

YR	CLUB	LG	W-L	ERA	G	GS	CG	SV	IP	H	R	ER	BB	SO
93	Est.Q'squeya	DSL	3-1	3.66	10	5	0	1	39.1	36	20	16	18	34
94	Ing. Porv.	DSL	2-2	2.68	18	6	0	0	53.2	56	26	16	25	52
95	Ing. Porv.	DSL	1-1	4.15	3	3	0	0	13.0	14	10	6	6	9
96	Johnson City	Appy	7-3	3.28	13	13	1	0	71.1	53	30	26	37	72
97	New Jersey	NYP	5-5	4.28	14	14	1	0	73.2	64	42	35	37	66
MINOR LEAGUE TOTALS			18-12	3.55	58	41	2	1	251.0	223	128	99	123	233

RUPERT, Bryan D.**C**

Height - 5'10 Bats - R Born - 2/18/75 at Jacksonville, FL
 Weight - 200 Throws - R Resides - Green Cove Springs, FL

SCHOOL - Limestone College

HOW OBTAINED - Cardinals' 6th round selection in the June, 1997 free agent draft.

Rupert — Complete Record

YR	CLUB	LG	AVG	G	AB	R	H	2B	3B	HR	RBI	BB	SO	SB
97	New Jersey	NYP	DID NOT PLAY DUE TO INJURY											
MINOR LEAGUE TOTALS			0	0	0	0	0	0	0	0	0	0	0	0

RUPP, Brian J.**SS/3B**

Height - 6'5 Bats - R Born - 9/20/71 at St. Louis, MO
 Weight - 185 Throws - R Resides - Florissant, MO

SCHOOL - University of Missouri-St. Louis

HOW OBTAINED - Cardinals' 43rd round selection in the June, 1992 free agent draft.

Rupp — Complete Record

YR	CLUB	LG	AVG	G	AB	R	H	2B	3B	HR	RBI	BB	SO	SB
92	Chandler	Ariz	.386	56	207	34	80	20	1	0	40	21	16	10
93	Savannah	SAL	.320	122	472	80	151	31	7	4	81	48	70	3
94	St. Pete	FSL	.263	129	438	40	115	19	4	2	34	61	77	9
95	St. Pete	FSL	.277	90	325	30	90	12	2	0	23	27	43	0
	Arkansas	Tex	.325	23	77	10	25	3	0	0	6	6	12	0
96	Arkansas	Tex	.303	114	353	46	107	17	2	4	41	33	44	5
97	Arkansas	Tex	.295	36	122	18	36	9	0	1	15	13	16	0
	Louisville	AmAs	.275	59	189	17	52	7	2	0	16	19	36	1
MINOR LEAGUE TOTALS			.301	629	2183	275	656	118	18	11	256	228	314	28

SAMORA, Santo**RHP**

Height - 6'2 Bats - R Born - 12/10/79 at San Pedro de Macoris, DR
 Weight - 165 Throws - R Resides - San Pedro de Macoris, Dom. Rep.

HOW OBTAINED - Signed by the Cardinals to a 1997 contract as a non-drafted free agent on 12/16/97.

Samora — Complete Record

YR	CLUB	LG	W-L	ERA	G	GS	CG	SV	IP	H	R	ER	BB	SO
97	DSL Cardinals	DSL	2-7	5.94	20	2	0	3	53.0	74	46	35	24	31
MINOR LEAGUE TOTALS			2-7	5.94	20	2	0	3	53.0	74	46	35	24	31

SANCHEZ, Marino**RHP**

Height - 6'0 Bats - R Born - 2/21/79 at Cotui, Dominican Rep.
 Weight - 140 Throws - R Resides - Cotui, Dominican Republic

HOW OBTAINED - Signed by the Cardinals as a non-drafted free agent on 4/2/97.

Sanchez — Complete Record

YR	CLUB	LG	W-L	ERA	G	GS	CG	SV	IP	H	R	ER	BB	SO
97	DSL Cardinals	DSL	3-3	4.44	21	2	0	4	52.2	60	37	26	20	43
MINOR LEAGUE TOTALS			3-3	4.44	21	2	0	4	52.2	60	37	26	20	43

SANTANA, Sandy D.**IF**

Height - 5'10 Bats - R Born - 7/11/80 at San Pedro de Macoris, DR
 Weight - 150 Throws - R Resides - San Pedro de Macoris, DR

HOW OBTAINED - Signed by the Cardinals as a non-drafted free agent on 6/23/97.

Santana — Complete Record

YR	CLUB	LG	AVG	G	AB	R	H	2B	3B	HR	RBI	BB	SO	SB
97	DSL Cardinals	DSL	.227	6	22	2	5	0	1	0	2	0	5	1
MINOR LEAGUE TOTALS			.227	6	22	2	5	0	1	0	2	0	5	1

SCHMIDT, David B. (Dave)**C**

Height - 6'1 Bats - L Born - 10/11/73 at Yakima, WA
 Weight - 195 Throws - R Resides - Spokane, WA

SCHOOL - Oregon State University

HOW OBTAINED - Cardinals' 8th round selection in the June, 1996 free agent draft.

Schmidt — Complete Record

YR	CLUB	LG	AVG	G	AB	R	H	2B	3B	HR	RBI	BB	SO	SB
96	New Jersey	NYP	.254	57	189	17	48	9	2	1	23	16	55	1
97	Prince William	Caro	.195	82	231	23	45	9	0	0	19	28	66	2
MINOR LEAGUE TOTALS			.221	139	420	40	93	18	2	1	42	44	121	3

SCHMIDT, Todd C.**C**

Height - 6'3 Bats - S Born - 10/12/74 at St. Louis, MO
 Weight - 225 Throws - R Resides - New Haven, MO

SCHOOL - University of Missouri - St. Louis

HOW OBTAINED - Signed by the Cardinals as a non-drafted free agent on 6/9/97.

Schmidt — Complete Record

YR	CLUB	LG	AVG	G	AB	R	H	2B	3B	HR	RBI	BB	SO	SB
97	New Jersey	NYP	.211	15	38	2	8	2	0	0	2	6	12	0
	Peoria	Mid	.000	1	0	1	0	0	0	0	0	1	0	0
MINOR LEAGUE TOTALS			.211	16	38	3	8	2	0	0	2	7	12	0

SCHRENK, Steven W. (Steve)**RHP**

Height - 6'3 Bats - R Born - 11/20/68 at Great Lakes, IL
 Weight - 185 Throws - R Resides - Parrish, FL

SCHOOL - North Marion HS

HOW OBTAINED - Signed by the Cardinals as a minor league free agent on 11/25/97.

Schrenk — Complete Record

YR	CLUB	LG	W-L	ERA	G	GS	CG	SV	IP	H	R	ER	TBB	SO
87	GCL White Sox	GCL	1-2	0.95	8	6	1	0	28.1	23	10	3	12	19
88	South Bend	Mid	3-7	5.00	21	18	1	0	90.0	95	63	50	37	58
89	South Bend	Mid	5-2	4.33	16	16	1	0	79.0	71	44	38	44	49
90	South Bend	Mid	7-6	2.95	20	14	2	0	103.2	79	44	31	25	92
91	GCL White Sox	GCL	1-3	2.92	11	7	0	0	37.0	30	20	12	6	39
92	Sarasota	FSL	15-2	2.05	25	22	4	1	154.0	130	48	35	40	113
	Birmingham	Sou	1-1	3.65	2	2	0	0	12.1	13	5	5	11	9
93	Birmingham	Sou	5-1	1.17	8	8	2	0	61.2	31	11	8	7	51
	Nashville	AmAs	6-8	3.90	21	20	0	0	122.1	117	61	53	47	78
94	Nashville	AmAs	14-6	3.48	29	28	2	0	178.2	175	82	69	69	134
95	GCL White Sox	GCL	0-1	0.00	2	2	0	0	7.0	5	2	0	0	6
96	Nashville	AmAs	4-10	4.42	16	15	1	0	95.2	93	54	47	29	58
97	Rochester	Int	4-7	4.66	25	24	1	0	125.2	127	73	65	36	99
MINOR LEAGUE TOTALS			66-56	3.44	204	182	15	1	1095.1	989	517	419	363	805

SECODA, Joseph P. (Joe)**2B**

Height - 6'1 Bats - R Born - 11/19/77 at Garden Grove, CA
 Weight - 190 Throws - R Resides - Fullerton, CA

SCHOOL - Rancho Santiago JC

HOW OBTAINED - Cardinals' 7th round selection in the June, 1997 free agent draft.

Secoda — Complete Record

YR	CLUB	LG	AVG	G	AB	R	H	2B	3B	HR	RBI	BB	SO	SB
97	Johnson City	Appy	.251	52	187	21	47	5	0	3	16	17	56	4
MINOR LEAGUE TOTALS			.251	52	187	21	47	5	0	3	16	17	56	4

SHEREDY, Kevin J.**RHP**

Height - 6'4 Bats - R Born - 1/03/75 at Clare, MI
 Weight - 210 Throws - R Resides - Antioch, CA

SCHOOL - University of California-Los Angeles

HOW OBTAINED - Cardinals' 7th round selection in the June, 1996 free agent draft.

Sheredy — Complete Record

YR	CLUB	LG	W-L	ERA	G	GS	CG	SV	IP	H	R	ER	BB	SO
96	New Jersey	NYP	0-1	4.30	8	5	0	0	23.0	21	15	11	13	13
97	DID NOT PITCH													
MINOR LEAGUE TOTALS			0-1	4.30	8	5	0	0	23.0	21	15	11	13	13

SPECKHARDT, Michael (Mike)**OF**

Height - 6'1 Bats - R Born - 7/22/75 at Monticello, NY
 Weight - 200 Throws - R Resides - South Fallsburg, NY

SCHOOL - Marist College

HOW OBTAINED - Cardinals' 34th round selection in the June, 1997 free agent draft.

Speckhardt — Complete Record

YR	CLUB	LG	AVG	G	AB	R	H	2B	3B	HR	RBI	BB	SO	SB
97	New Jersey	NYP	.185	51	135	15	25	5	1	0	6	12	39	3
MINOR LEAGUE TOTALS			.185	51	135	15	25	5	1	0	6	12	39	3

STECHSCHULTE, Gene U.**RHP**

Height - 6'5 Bats - R Born - 8/12/73 at Lima, OH
 Weight - 210 Throws - R Resides - Kalida, OH

SCHOOL - Ashland College

HOW OBTAINED - Signed by the Cardinals as a non-drafted free agent on 6/13/96.

Stechschulte — Complete Record

YR	CLUB	LG	W-L	ERA	G	GS	CG	SV	IP	H	R	ER	BB	SO
96	New Jersey	NYP	1-2	3.27	20	1	0	0	33.0	41	17	12	16	27
97	New Jersey	NYP	1-1	3.22	30	0	0	1	36.1	45	16	13	16	28
MINOR LEAGUE TOTALS			2-3	3.25	50	1	0	1	69.1	86	33	25	32	55

TANNER, Paul C.**IF**

Height - 6'0 Bats - R Born - 9/11/74 at Albuquerque, NM
 Weight - 175 Throws - R Resides - Albuquerque, NM

SCHOOL - University of Nevada-Las Vegas

HOW OBTAINED - Cardinals' 22nd round selection in the June, 1996 free agent draft.

Tanner — Complete Record

YR	CLUB	LG	AVG	G	AB	R	H	2B	3B	HR	RBI	BB	SO	SB
96	Johnson City	Appy	.266	41	139	29	37	4	2	1	12	14	37	1
	St. Petersburg	FSL	.000	1	2	0	0	0	0	0	0	0	2	0
97	Peoria	Mid	.233	104	318	31	74	19	3	1	33	19	76	9
MINOR LEAGUE TOTALS			.262	146	459	60	111	23	5	2	45	33	115	10

TORRES, Reynaldo**1B**

Height - 6'3 Bats - R Born - 3/14/79 at Ponce, PR
 Weight - 235 Throws - R Resides - Guanica, PR

SCHOOL - Aurea E. Quiles HS

HOW OBTAINED - Cardinals' 11th round selection in the June, 1997 free agent draft.

Torres — Complete Record

YR	CLUB	LG	AVG	G	AB	R	H	2B	3B	HR	RBI	BB	SO	SB
97	Johnson City	Appy	.140	34	107	4	15	1	0	1	4	6	58	0
MINOR LEAGUE TOTALS			.140	34	107	4	15	1	0	1	4	6	58	0

TRUSELO, Thomas M. (Tom)**RHP**

Height - 6'1 Bats - R Born - 3/26/76 at Wilmington, DE
 Weight - 170 Throws - R Resides - New Castle, DE

SCHOOL - Delcastle Technical HS

HOW OBTAINED - Cardinals' 21st round selection in the June, 1995 free agent draft.

Truselo — Complete Record

YR	CLUB	LG	W-L	ERA	G	GS	CG	SV	IP	H	R	ER	BB	SO
95-6-7	Johnson City	Appy	DID NOT PITCH											
MINOR LEAGUE TOTALS														

TUTTLE, John R.**RHP**

Height - 6'3 Bats - R Born - 11/09/77 at Pasadena, CA
 Weight - 185 Throws - R Resides - San Marino, CA

SCHOOL - San Marino HS

HOW OBTAINED - Cardinals' 41st round selection in the June, 1996 free agent draft.

Tuttle — Complete Record

YR	CLUB	LG	W-L	ERA	G	GS	CG	SV	IP	H	R	ER	BB	SO
96	Johnson City	Appy	2-2	4.24	21	0	0	0	34.0	33	22	16	13	25
97	Johnson City	Appy	2-3	7.88	7	7	0	0	32.0	35	30	28	15	24
MINOR LEAGUE TOTALS			4-5	6.00	28	7	0	0	66.0	68	52	44	28	49

VASQUEZ, Geraldo**IF**

Height - 5'11 Bats - R Born - 11/05/79 at San Pedro de Macoris, DR
 Weight - 145 Throws - R Resides - San Pedro de Macoris, Dom. Rep.

HOW OBTAINED - Signed by the Cardinals as a non-drafted free agent on 7/2/97.

Vasquez — Complete Record

YR	CLUB	LG	AVG	G	AB	R	H	2B	3B	HR	RBI	BB	SO	SB
97	DSL Cardinals	DSL	.241	40	141	24	34	9	2	0	11	22	42	2
MINOR LEAGUE TOTALS			.241	40	141	24	34	9	2	0	11	22	42	2

VAZQUEZ, Roberto**3B**

Height - 6'0 Bats - R Born - 5/05/76 at Brooklyn, NY
 Weight - 175 Throws - R Resides - San Lorenzo, PR

SCHOOL - Westmar University

HOW OBTAINED - Cardinals' 35th round selection in the June, 1997 free agent draft.

Vazquez — Complete Record

YR	CLUB	LG	AVG	G	AB	R	H	2B	3B	HR	RBI	BB	SO	SB
97	New Jersey	NYP	.122	19	49	3	6	1	0	1	4	4	13	0
MINOR LEAGUE TOTALS			.122	19	49	3	6	1	0	1	4	4	13	0

VENTURA, Jose D.**OF**

Height - 6'1 Bats - R Born - 4/09/80 at Cotui, Dominican Rep.
 Weight - 165 Throws - R Resides - Cotui, Dominican Republic

HOW OBTAINED - Signed by the Cardinals as a non-drafted free agent on 6/26/97.

Ventura — Complete Record

YR	CLUB	LG	AVG	G	AB	R	H	2B	3B	HR	RBI	BB	SO	SB
97	DSL Cardinals	DSL	.224	33	98	6	22	4	0	1	11	9	30	1
MINOR LEAGUE TOTALS			.224	33	98	6	22	4	0	1	11	9	30	1

VICENTE, Rafael O.**OF**

Height - 6'2 Bats - R Born - 8/12/80 at Azua, Dominican Rep.
 Weight - 170 Throws - R Resides - Azua, Dominican Republic

HOW OBTAINED - Signed by the Cardinals as a non-drafted free agent on 7/1/97.

Vicente — Complete Record

YR	CLUB	LG	AVG	G	AB	R	H	2B	3B	HR	RBI	BB	SO	SB
97	DSL Cardinals	DSL	.155	20	58	4	9	2	1	0	3	9	25	0
MINOR LEAGUE TOTALS			.155	20	58	4	9	2	1	0	3	9	25	0

VILLAFANA, Jose G.**RHP**

Height - 6'3 Bats - R Born - 4/22/74 at Valle de Santiago, Mexico
 Weight - 195 Throws - R Resides - Sylmar, CA

SCHOOL - Mission College Junior College

HOW OBTAINED - Cardinals' 38th round selection in the June, 1995 free agent draft.

Villafaña — Complete Record

YR	CLUB	LG	W-L	ERA	G	GS	CG	SV	IP	H	R	ER	BB	SO
95	New Jersey	NYP	0-6	4.91	27	0	0	13	29.1	35	17	16	21	28
96	New Jersey	NYP	DID NOT PITCH											
97	New Jersey	NYP	4-0	2.63	5	5	0	0	27.1	20	10	8	9	20
	Peoria	Mid	5-3	2.82	10	10	1	0	60.2	59	22	19	26	28
MINOR LEAGUE TOTALS			9-9	3.30	42	15	1	13	117.1	114	49	43	56	76

WARNER, Ronald M. (Ron)**IF**

Height - 6'3 Bats - R Born - 12/02/68 at Alhambra, CA
 Weight - 185 Throws - R Resides - Redlands, CA

SCHOOL - University of Wyoming

HOW OBTAINED - Cardinals' 17th round selection in the June, 1991 free agent draft.

Warner — Complete Record

YR	CLUB	LG	AVG	G	AB	R	H	2B	3B	HR	RBI	BB	SO	SB
91	Hamilton	NYP	.301	71	219	31	66	11	3	1	20	28	43	9
92	Savannah	SAL	.219	85	242	30	53	8	1	0	12	29	63	2
93	St. Pete	FSL	.289	103	311	42	90	8	3	4	37	31	39	5
94	Arkansas	Tex	.240	95	233	28	56	14	1	4	25	39	57	1
95	Arkansas	Tex	.245	47	98	9	24	3	0	0	8	16	15	0
96	Arkansas	Tex	.300	84	233	36	70	22	4	6	39	38	25	5
97	Louisville	AmAs	.232	101	276	43	64	16	0	7	30	42	45	4
MINOR LEAGUE TOTALS			.262	586	1612	219	423	82	12	22	171	223	287	26

WEIBL, Clint S.**RHP**

Height - 6'3 Bats - R Born - 3/17/75 at Mount Pleasant, PA
 Weight - 180 Throws - R Resides - Dawson, PA

SCHOOL - University of Miami

HOW OBTAINED - Cardinals' 37th round selection in the June, 1996 free agent draft.

Weibl — Complete Record

YR	CLUB	LG	W-L	ERA	G	GS	CG	SV	IP	H	R	ER	BB	SO
96	Johnson City	Appy	4-1	2.05	7	7	0	0	44.0	27	12	10	12	51
	Peoria	Mid	1-2	4.85	5	5	0	0	29.2	27	16	16	7	21
97	Prince William	Caro	12-11	4.64	29	29	0	0	163.0	185	90	84	62	135
MINOR LEAGUE TOTALS			17-14	4.18	41	41	0	0	236.2	239	118	110	81	207

WELCH, Travis M.**RHP**

Height - 6'0 Bats - R Born - 1/30/74 at Salinas, CA
 Weight - 200 Throws - R Resides - Loomis, CA

SCHOOL - Sacramento CC

HOW OBTAINED - Cardinals' 17th round selection in the June, 1993 free agent draft.

Welch — Complete Record

YR	CLUB	LG	W-L	ERA	G	GS	CG	SV	IP	H	R	ER	BB	SO
93	Chandler	Ariz	7-1	2.04	10	10	0	0	57.1	44	14	13	12	67
94	Johnson City	Appy	3-2	2.52	30	1	0	17	35.2	24	12	10	17	39
95	Peoria	Mid	3-4	4.50	46	0	0	31	46.0	40	26	23	18	45
96	Peoria	Mid	1-3	3.12	34	0	0	17	40.1	31	17	14	17	34
97	Prince William	Caro	4-5	4.88	58	0	0	2	79.1	82	48	43	53	69
MINOR LEAGUE TOTALS			18-15	3.58	178	11	0	67	258.2	221	117	103	117	254

WEST, Adam J.**LHP**

Height - 6'1 Bats - L Born - 10/10/73 at Thousand Oaks, CA
 Weight - 190 Throws - L Resides - Thousand Oaks, CA

SCHOOL - Los Angeles Pierce College

HOW OBTAINED - Cardinals' 30th round selection in the June, 1994 free agent draft.

West — Complete Record

YR	CLUB	LG	W-L	ERA	G	GS	CG	SV	IP	H	R	ER	BB	SO
94	Chandler	Ariz	5-5	3.00	12	12	0	0	66.0	53	26	22	24	54
95	Peoria	Mid	0-3	12.08	4	4	0	0	12.2	22	21	17	24	5
	Johnson City	Appy	1-1	2.85	18	1	0	0	41.0	41	26	13	19	41
96	New Jersey	NYP	5-4	3.70	15	14	0	0	87.2	82	41	36	29	94
97	Peoria	Mid	3-4	3.02	62	0	0	0	65.2	46	23	22	33	83
MINOR LEAGUE TOTALS			14-17	3.63	111	31	0	0	273.0	244	137	110	129	277

WILLIAMS, Jovany A.**C**

Height - 6'2 Bats - R Born - 1/29/77 at San Pedro de Macoris, DR
 Weight - 165 Throws - R Resides - San Pedro de Macoris, DR

HOW OBTAINED - Signed by the Cardinals as a non-drafted free agent on 3/06/94.

William — Complete Record

YR	CLUB	LG	AVG	G	AB	R	H	2B	3B	HR	RBI	BB	SO	SB
94	Ing. Porv.	DSL	.203	42	143	18	29	5	2	1	12	7	41	6
95	DSL Cards	DSL	.193	44	140	10	27	10	0	2	19	6	32	0
96	DSL Cards	DSL	.257	69	253	33	65	14	5	1	24	17	45	6
97	Johnson City	Appy	.246	41	142	25	35	10	1	7	23	2	29	2
MINOR LEAGUE TOTALS			.230	196	678	86	156	39	8	11	78	32	147	14

WILSON, Scott T.**3B**

Height - 6'2 Bats - R Born - 1/11/75 at Phoenix, AZ
 Weight - 200 Throws - R Resides - Carlsbad, CA

SCHOOL - Tulane University

HOW OBTAINED - Cardinals' 40th round selection in the June, 1997 free agent draft.

Wilson — Complete Record

YR	CLUB	LG	AVG	G	AB	R	H	2B	3B	HR	RBI	BB	SO	SB
97	New Jersey	NYP	.248	44	141	28	35	9	1	6	21	24	36	0

WINDHAM, Michael J. (Mike)**RHP**

Height - 6'1 Bats - R Born - 3/08/72 at West Palm Beach, FL
 Weight - 185 Throws - R Resides - West Palm Beach, FL

SCHOOL - University of North Florida

HOW OBTAINED - Cardinals' 9th round selection in the June, 1993 free agent draft.

Windham — Complete Record

YR	CLUB	LG	W-L	ERA	G	GS	CG	SV	IP	H	R	ER	BB	SO
93	Glens Falls	NYP	4-5	2.65	11	11	0	0	57.2	55	24	17	16	44
94	Madison	Mid	10-7	4.29	21	21	1	0	121.2	119	67	58	49	88
95	Savannah	SAL	6-9	4.07	26	25	0	0	132.2	133	73	60	60	115
96	St. Petersburg	FSL	7-10	3.13	25	25	1	0	143.2	153	59	50	57	87
97	Arkansas	Tex	3-3	5.48	29	11	1	0	88.2	107	61	54	37	44
MINOR LEAGUE TOTALS			30-34	3.95	112	93	3	0	544.1	567	284	239	219	378

WINGERD, Joshua R. (Josh)**RHP**

Height - 6'0 Bats - R Born - 7/03/75 at Pendleton, OR
 Weight - 185 Throws - R Resides - Lawrence, KS

SCHOOL - University of Kansas

HOW OBTAINED - Signed by the Cardinals as a non-drafted free agent on 6/9/97.

Wingerd — Complete Record

YR	CLUB	LG	W-L	ERA	G	GS	CG	SV	IP	H	R	ER	BB	SO
97	New Jersey	NYP	4-1	6.43	20	1	0	0	28.0	43	23	20	6	20
MINOR LEAGUE TOTALS			4-1	6.43	20	1	0	0	28.0	43	23	20	6	20

WOODWARD, Finley B.**RHP**

Height - 5'11 Bats - R Born - 8/15/75 at Quincy, FL
 Weight - 200 Throws - R Resides - Molino, FL

SCHOOL - Auburn University

HOW OBTAINED - Cardinals' 10th round selection in the June, 1997 free agent draft.

Woodward — Complete Record

YR	CLUB	LG	W-L	ERA	G	GS	CG	SV	IP	H	R	ER	BB	SO
97	New Jersey	NYP	2-1	3.34	29	0	0	1	32.1	30	14	12	10	39
MINOR LEAGUE TOTALS			2-1	3.34	29	0	0	1	32.1	30	14	12	10	39

WOOLF, Jason D.**SS**

Height - 6'1 Bats - S Born - 6/6/77 at Miami, FL
 Weight - 170 Throws - R Resides - Miami, FL

SCHOOL - American HS

HOW OBTAINED - Selected by the Cardinals in the 2nd round of the June, 1995 free agent draft, with Philadelphia's pick as compensation for the loss of Gregg Jefferies.

Wolf — Complete Record

YR	CLUB	LG	AVG	G	AB	R	H	2B	3B	HR	RBI	BB	SO	SB
95	Johnson City	Appy	.279	31	111	16	31	7	1	0	14	8	21	6
96	Peoria	Mid	.257	108	362	68	93	12	8	1	27	57	87	28
97	Prince William	Caro	.247	70	251	59	62	11	3	6	18	55	75	26
MINOR LEAGUE TOTALS			.257	209	724	143	186	30	12	7	59	120	183	60

1998 MINOR LEAGUE SCHEDULE

DAY	DATE	MEMPHIS	ARKANSAS	PRINCE WILLIAM
THU	4/2		@ Shreveport	
FRI	4/3		@ Shreveport	
SAT	4/4		@ Shreveport	
SUN	4/5		@ Shreveport	
MON	4/6		@ Shreveport	
TUE	4/7	@ Omaha	@ Tulsa	
WED	4/8	@ Omaha	@ Tulsa	
THU	4/9	@ Omaha	@ Tulsa	GEORGE MASON
FRI	4/10	@ Omaha	@ Tulsa	@ Danville
SAT	4/11	@ Iowa	@ Tulsa	@ Danville
SUN	4/12	@ Iowa		@ Danville
MON	4/13	@ Iowa	JACKSON	
TUE	4/14	@ Iowa	JACKSON	@ Winston-Salem
WED	4/15		JACKSON	@ Winston-Salem
THU	4/16	COLO SPRINGS	JACKSON	@ Winston-Salem
FRI	4/17	COLO SPRINGS	JACKSON	DANVILLE
SAT	4/18	COLO SPRINGS	TULSA (DH)	DANVILLE
SUN	4/19	COLO SPRINGS	TULSA	DANVILLE
MON	4/20		TULSA	WINSTON-SALEM
TUE	4/21	ALBUQUERQUE	TULSA	WINSTON-SALEM
WED	4/22	ALBUQUERQUE		WINSTON-SALEM
THU	4/23	ALBUQUERQUE	@ Jackson	WINSTON-SALEM
FRI	4/24	ALBUQUERQUE	@ Jackson	@ Salem
SAT	4/25	@ Las Vegas	@ Jackson	@ Salem
SUN	4/26	@ Las Vegas	@ Jackson	@ Salem
MON	4/27	@ Las Vegas	@ Jackson	
TUE	4/28	@ Las Vegas	SHREVEPORT	@ Lynchburg
WED	4/29		SHREVEPORT	@ Lynchburg
THU	4/30	@ Fresno	SHREVEPORT	@ Lynchburg
FRI	5/1	@ Fresno	SHREVEPORT	KINSTON
SAT	5/2	@ Fresno	SHREVEPORT	KINSTON
SUN	5/3	@ Fresno		KINSTON
MON	5/4		@ El Paso	LYNCHBURG
TUE	5/5	CALGARY	@ El Paso	LYNCHBURG
WED	5/6	CALGARY	@ El Paso	LYNCHBURG
THU	5/7	CALGARY	@ El Paso	LYNCHBURG
FRI	5/8	CALGARY	@ El Paso	@ Kinston
SAT	5/9	LAS VEGAS	@ Midland	@ Kinston
SUN	5/10	LAS VEGAS	@ Midland	@ Kinston
MON	5/11	LAS VEGAS	@ Midland	SALEM
TUE	5/12	LAS VEGAS	@ Midland	SALEM
WED	5/13	@ Albuquerque	@ Midland	SALEM
THU	5/14	@ Albuquerque		SALEM
FRI	5/15	@ Albuquerque	EL PASO	FREDERICK
SAT	5/16	@ Albuquerque	EL PASO (DH)	FREDERICK
SUN	5/17	NASHVILLE		FREDERICK
MON	5/18	NASHVILLE	EL PASO	
TUE	5/19	NASHVILLE	EL PASO	@ Wilmington
WED	5/20	NASHVILLE	MIDLAND	@ Wilmington
THU	5/21		MIDLAND	@ Wilmington
FRI	5/22	NEW ORLEANS	MIDLAND	@ Frederick
SAT	5/23	NEW ORLEANS	MIDLAND (DH)	@ Frederick
SUN	5/24	NEW ORLEANS		@ Frederick
MON	5/25	NEW ORLEANS	@ Shreveport	WILMINGTON
TUE	5/26	SALT LAKE	@ Shreveport	WILMINGTON
WED	5/27	SALT LAKE	@ Shreveport	WILMINGTON
THU	5/28	SALT LAKE	@ Shreveport	@ Kinston
FRI	5/29	SALT LAKE	@ Shreveport	@ Kinston
SAT	5/30	@ New Orleans	@ Shreveport	@ Kinston
SUN	5/31	@ New Orleans		@ Kinston
MON	6/1	@ New Orleans	TULSA	@ Winston-Salem
TUE	6/2	@ New Orleans	TULSA	@ Winston-Salem
WED	6/3		TULSA	@ Winston-Salem
THU	6/4	@ Colo Springs	TULSA	@ Winston-Salem
FRI	6/5	@ Colo Springs	TULSA	DANVILLE
SAT	6/6	@ Colo Springs	TULSA	DANVILLE
SUN	6/7	@ Colo Springs	@ Jackson	DANVILLE
MON	6/8		@ Jackson	WINSTON-SALEM
TUE	6/9	@ Oklahoma City	@ Jackson	WINSTON-SALEM
WED	6/10	@ Oklahoma City	@ Jackson	WINSTON-SALEM
THU	6/11	@ Oklahoma City	@ Jackson	@ Salem
FRI	6/12	@ Oklahoma City	@ Jackson	@ Salem
SAT	6/13	IOWA	JACKSON (DH)	@ Salem
SUN	6/14	IOWA		@ Salem
MON	6/15	IOWA	JACKSON	@ Lynchburg
TUE	6/16	IOWA	JACKSON	@ Lynchburg
WED	6/17		JACKSON	@ Lynchburg
THU	6/18	OKLAHOMA CITY	JACKSON	@ Lynchburg
FRI	6/19	OKLAHOMA CITY	SHREVEPORT	KINSTON
SAT	6/20	OKLAHOMA CITY	SHREVEPORT (DH)	KINSTON

1998 MINOR LEAGUE SCHEDULE, *continued*

DAY	DATE	PEORIA	NEW JERSEY	JOHNSON CITY
THU	4/2			
FRI	4/3		N	N
SAT	4/4			
SUN	4/5			
MON	4/6			
TUE	4/7		O	O
WED	4/8			
THU	4/9	@ Kane County		
FRI	4/10	@ Kane County		
SAT	4/11	@ Kane County		
SUN	4/12	@ Kane County		
MON	4/13			
TUE	4/14	@ Burlington		
WED	4/15	@ Burlington		
THU	4/16	BURLINGTON	G	G
FRI	4/17	BURLINGTON		
SAT	4/18	QUAD CITY		
SUN	4/19	QUAD CITY		
MON	4/20	@ Quad City	A	A
TUE	4/21	@ Quad City		
WED	4/22	@ Beloit		
THU	4/23	@ Beloit		
FRI	4/24	BELOIT	M	M
SAT	4/25	BELOIT		
SUN	4/26	BURLINGTON		
MON	4/27	BURLINGTON		
TUE	4/28	@ Burlington	E	E
WED	4/29	@ Burlington		
THU	4/30	QUAD CITY		
FRI	5/1	QUAD CITY	S	S
SAT	5/2	@ Quad City		
SUN	5/3	@ Quad City		
MON	5/4	@ Fort Wayne		
TUE	5/5	@ Fort Wayne		
WED	5/6	@ Fort Wayne		
THU	5/7	@ Fort Wayne		
FRI	5/8	@ Lansing		
SAT	5/9	@ Lansing		
SUN	5/10	@ Lansing		
MON	5/11	@ Lansing		
TUE	5/12	SOUTH BEND	S	S
WED	5/13	SOUTH BEND		
THU	5/14	SOUTH BEND		
FRI	5/15	SOUTH BEND		
SAT	5/16	WEST MICHIGAN	C	C
SUN	5/17	WEST MICHIGAN		
MON	5/18	WEST MICHIGAN		
TUE	5/19	WEST MICHIGAN		
WED	5/20		H	H
THU	5/21	@ Wisconsin		
FRI	5/22	@ Wisconsin		
SAT	5/23	@ Wisconsin		
SUN	5/24	@ Wisconsin	E	E
MON	5/25	ROCKFORD		
TUE	5/26	ROCKFORD		
WED	5/27	ROCKFORD		
THU	5/28	ROCKFORD	D	D
FRI	5/29	WISCONSIN		
SAT	5/30	WISCONSIN		
SUN	5/31	WISCONSIN		
MON	6/1	WISCONSIN	U	U
TUE	6/2	@ Rockford		
WED	6/3	@ Rockford		
THU	6/4	@ Rockford		
FRI	6/5	@ Rockford	L	L
SAT	6/6	@ Beloit		
SUN	6/7	@ Beloit		
MON	6/8	BELOIT		
TUE	6/9	BELOIT	E	E
WED	6/10	CEDAR RAPIDS		
THU	6/11	CEDAR RAPIDS		
FRI	6/12	CEDAR RAPIDS		
SAT	6/13	CEDAR RAPIDS	D	D
SUN	6/14	KANE COUNTY		
MON	6/15	KANE COUNTY		
TUE	6/16	KANE COUNTY	HUDSON VALLEY	
WED	6/17	KANE COUNTY	@ Hudson Valley	ELIZABETHTON
THU	6/18	@ West Michigan	LOWELL	@ Elizabethton
FRI	6/19	@ West Michigan	LOWELL	@ Bluefield
SAT	6/20	@ West Michigan	LOWELL	@ Bluefield

1998 MINOR LEAGUE SCHEDULE, *continued*

DAY	DATE	MEMPHIS	ARKANSAS	PRINCE WILLIAM
SUN	6/21	OKLAHOMA CITY	SHREVEPORT	KINSTON
MON	6/22	@ Salt Lake	SHREVEPORT	
TUE	6/23	@ Salt Lake	SHREVEPORT	ALL STAR GAME
WED	6/24	@ Salt Lake		
THU	6/25	@ Salt Lake		LYNCHBURG
FRI	6/26	FRESNO	@ Tulsa	LYNCHBURG
SAT	6/27	FRESNO	@ Tulsa	LYNCHBURG
SUN	6/28	FRESNO	@ Tulsa	@ Danville
MON	6/29	FRESNO	@ Tulsa	@ Danville
TUE	6/30	OMAHA	@ Tulsa	@ Danville
WED	7/1	OMAHA	@ Tulsa	SALEM
THU	7/2	OMAHA	@ Wichita	SALEM
FRI	7/3	OMAHA	@ Wichita	SALEM
SAT	7/4	@ Nashville	@ Wichita	FREDERICK
SUN	7/5	@ Nashville (DH)	@ Wichita	FREDERICK
MON	7/6	@ Nashville	@ Wichita	FREDERICK
TUE	7/7		@ Wichita	
WED	7/8	ALL STAR GAME	ALL STAR GAME	@ Wilmington
THU	7/9	@ Oklahoma City	SAN ANTONIO	@ Wilmington
FRI	7/10	@ Oklahoma City	SAN ANTONIO	@ Wilmington
SAT	7/11	@ Oklahoma City	SAN ANTONIO (DH)	@ Frederick
SUN	7/12	@ Oklahoma City		@ Frederick
MON	7/13	NEW ORLEANS	SAN ANTONIO	@ Frederick
TUE	7/14	NEW ORLEANS	SAN ANTONIO	@ Frederick
WED	7/15	NEW ORLEANS	WICHITA	WILMINGTON
THU	7/16	NEW ORLEANS	WICHITA	WILMINGTON
FRI	7/17	@ Edmonton	WICHITA	WILMINGTON
SAT	7/18	@ Edmonton	WICHITA (DH)	@ Kinston
SUN	7/19	@ Edmonton		@ Kinston
MON	7/20	@ Edmonton	WICHITA	@ Kinston
TUE	7/21	@ Calgary		@ Winston-Salem
WED	7/22	@ Calgary	@ San Antonio	@ Winston-Salem
THU	7/23	@ Calgary	@ San Antonio	@ Winston-Salem
FRI	7/24	@ Calgary	@ San Antonio	DANVILLE
SAT	7/25	EDMONTON	@ San Antonio	DANVILLE
SUN	7/26	EDMONTON	@ San Antonio	DANVILLE
MON	7/27	EDMONTON	@ San Antonio	DANVILLE
TUE	7/28	EDMONTON	ALL STAR GAME	WINSTON-SALEM
WED	7/29	@ Vancouver		WINSTON-SALEM
THU	7/30	@ Vancouver	SHREVEPORT	WINSTON-SALEM
FRI	7/31	@ Vancouver	SHREVEPORT	@ Salem
SAT	8/1	@ Vancouver	SHREVEPORT (DH)	@ Salem
SUN	8/2	@ Tacoma		@ Salem
MON	8/3	@ Tacoma	SHREVEPORT	
TUE	8/4	@ Tacoma	@ Tulsa	@ Lynchburg
WED	8/5	@ Tacoma	@ Tulsa	@ Lynchburg
THU	8/6	TUCSON	@ Tulsa	@ Lynchburg
FRI	8/7	TUCSON	@ Tulsa	KINSTON
SAT	8/8	TUCSON	@ Tulsa	KINSTON
SUN	8/9	TUCSON		KINSTON
MON	8/10		JACKSON	KINSTON
TUE	8/11	TACOMA	JACKSON	LYNCHBURG
WED	8/12	TACOMA	JACKSON	LYNCHBURG
THU	8/13	TACOMA	JACKSON	LYNCHBURG
FRI	8/14	TACOMA	JACKSON	@ Danville
SAT	8/15	@ New Orleans	TULSA (DH)	@ Danville
SUN	8/16	@ New Orleans		@ Danville
MON	8/17	@ New Orleans	TULSA	@ Danville
TUE	8/18	@ New Orleans	TULSA	
WED	8/19	VANCOUVER	TULSA	SALEM
THU	8/20	VANCOUVER	@ Jackson	SALEM
FRI	8/21	VANCOUVER	@ Jackson	SALEM
SAT	8/22	VANCOUVER	@ Jackson	FREDERICK
SUN	8/23	NASHVILLE	@ Jackson	FREDERICK
MON	8/24	NASHVILLE	@ Jackson	FREDERICK
TUE	8/25	NASHVILLE	@ Shreveport	FREDERICK
WED	8/26	NASHVILLE	@ Shreveport	@ Wilmington
THU	8/27	@ Tucson	@ Shreveport	@ Wilmington
FRI	8/28	@ Tucson	@ Shreveport	@ Wilmington
SAT	8/29	@ Tucson	@ Shreveport	@ Wilmington
SUN	8/30	@ Tucson		@ Frederick
MON	8/31	@ Nashville		@ Frederick
TUE	9/1	@ Nashville		@ Frederick
WED	9/2	@ Nashville		@ Frederick
THU	9/3	@ Nashville		WILMINGTON
FRI	9/4	OKLAHOMA CITY		WILMINGTON
SAT	9/5	OKLAHOMA CITY		WILMINGTON
SUN	9/6	OKLAHOMA CITY		WILMINGTON
MON	9/7	OKLAHOMA CITY		WILMINGTON

1998 MINOR LEAGUE SCHEDULE, *continued*

DAY	DATE	PEORIA	NEW JERSEY	JOHNSON CITY
SUN	6/21	@ West Michigan	LOWELL	@ Bluefield
MON	6/22		@ Jamestown	DANVILLE
TUE	6/23	ALL STAR GAME	@ Jamestown	DANVILLE
WED	6/24		JAMESTOWN	DANVILLE
THU	6/25	@ Michigan	JAMESTOWN	MARTINSVILLE
FRI	6/26	@ Michigan	@ Vermont	MARTINSVILLE
SAT	6/27	@ Michigan	@ Vermont	MARTINSVILLE
SUN	6/28	@ Michigan	@ Lowell	@ Pulaski
MON	6/29	WISCONSIN	@ Lowell	@ Pulaski
TUE	6/30	WISCONSIN	PITTSFIELD	@ Pulaski
WED	7/1	WISCONSIN	PITTSFIELD	BRISTOL
THU	7/2	WISCONSIN	UTICA	BRISTOL
FRI	7/3	@ Beloit	UTICA	@ Bristol
SAT	7/4	@ Beloit	WILLIAMSPORT	@ Kingsport
SUN	7/5	@ Beloit	WILLIAMSPORT	@ Kingsport
MON	7/6	@ Beloit		@ Kingsport
TUE	7/7		HUDSON VALLEY	
WED	7/8		@ Hudson Valley	@ Elizabethton
THU	7/9	BELOIT	@ Batavia	@ Elizabethton
FRI	7/10	BELOIT	@ Batavia	KINGSPORT
SAT	7/11	BELOIT	@ Williamsport	KINGSPORT
SUN	7/12	KANE COUNTY	@ Williamsport	@ Bristol
MON	7/13	KANE COUNTY	VERMONT	@ Bristol
TUE	7/14	KANE COUNTY	VERMONT	ELIZABETHTON
WED	7/15		VERMONT	ELIZABETHTON
THU	7/16	@ Clinton	VERMONT	ELIZABETHTON
FRI	7/17	@ Clinton	@ Erie	PRINCETON
SAT	7/18	@ Clinton	@ Erie	PRINCETON
SUN	7/19	@ Clinton	PITTSFIELD	PRINCETON
MON	7/20	FORT WAYNE	PITTSFIELD	@ Elizabethton
TUE	7/21	FORT WAYNE	PITTSFIELD	@ Elizabethton
WED	7/22	FORT WAYNE	PITTSFIELD	@ Elizabethton
THU	7/23	FORT WAYNE	@ Lowell	KINGSPORT
FRI	7/24	@ Kane County	@ Lowell	KINGSPORT
SAT	7/25	@ Kane County	@ Lowell	KINGSPORT
SUN	7/26	@ Kane County	@ Lowell	
MON	7/27	@ Kane County		ELIZABETHTON
TUE	7/28	MICHIGAN	VERMONT	ELIZABETHTON
WED	7/29	MICHIGAN	VERMONT	BRISTOL
THU	7/30	LANSING	@ Pittsfield	@ Bristol
FRI	7/31	LANSING	@ Pittsfield	@ Bristol
SAT	8/1	LANSING	@ Hudson Valley	BURLINGTON
SUN	8/2	LANSING	HUDSON VALLEY	BURLINGTON
MON	8/3		LOWELL	BURLINGTON
TUE	8/4		LOWELL	@ Danville
WED	8/5	@ Wisconsin	@ Vermont	@ Danville
THU	8/6	@ Wisconsin	@ Vermont	@ Danville
FRI	8/7	@ Wisconsin	@ Jamestown	@ Burlington
SAT	8/8	CLINTON	@ Jamestown	@ Burlington
SUN	8/9	CLINTON	JAMESTOWN	@ Burlington
MON	8/10	CLINTON	JAMESTOWN	PULASKI
TUE	8/11	CLINTON	ST. CATHARINES	PULASKI
WED	8/12	@ South Bend	ST. CATHARINES	PULASKI
THU	8/13	@ South Bend	ST. CATHARINES	BLUEFIELD
FRI	8/14	@ South Bend	ST. CATHARINES	BLUEFIELD
SAT	8/15	@ South Bend	@ Vermont	BLUEFIELD
SUN	8/16	@ Cedar Rapids	@ Vermont	
MON	8/17	@ Cedar Rapids		@ Martinsville
TUE	8/18	@ Cedar Rapids	@ Oneonta	@ Martinsville
WED	8/19	@ Cedar Rapids	@ Oneonta	@ Martinsville
THU	8/20	@ Rockford	@ Pittsfield	@ Princeton
FRI	8/21	@ Rockford	@ Pittsfield	@ Princeton
SAT	8/22	ROCKFORD	@ Pittsfield	@ Princeton
SUN	8/23	ROCKFORD	@ Pittsfield	BRISTOL
MON	8/24		WATERTOWN	BRISTOL
TUE	8/25		WATERTOWN	@ Kingsport
WED	8/26	@ Rockford	@ Hudson Valley	@ Kingsport
THU	8/27	@ Rockford	HUDSON VALLEY	
FRI	8/28	@ Rockford	@ Hudson Valley	
SAT	8/29	BELOIT	HUDSON VALLEY	
SUN	8/30	BELOIT	@ Auburn	
MON	8/31	@ Wisconsin	@ Auburn	
TUE	9/1	@ Wisconsin	HUDSON VALLEY	
WED	9/2	KANE COUNTY	@ Hudson Valley	
THU	9/3	KANE COUNTY		
FRI	9/4	MICHIGAN		
SAT	9/5	MICHIGAN		
SUN	9/6	ROCKFORD		
MON	9/7	ROCKFORD		

ST. LOUIS CARDINALS MEDIA RELATIONS OFFICE

250 Stadium Plaza
St. Louis, MO 63102
Office: (314) 421-3060
Fax: (314) 982-7399

Brian Bartow — Director
Steve Zesch — Manager
Brad Hainje — Assistant
Melody Yount — Intern
Terry Wells — Website

CREDENTIALS — Credentials will be issued only to legitimate news-gathering agencies. Season credentials will be issued only to those agencies that cover the Cardinals on a daily basis. Season credentials will be laminated and must be worn in a visible manner at all times. All requests for credentials should be made in writing to the Cardinals Media Relations Office. Deadlines for credentials are as follows: Season – March 1; Daily – two working days prior to the game requested. All agencies must have a letter on file to have credentials issued via telephone. Credentials are issued to working members of the press only. No spouses, guests or children of press members will be issued passes, and credentials are not transferable. Credentialed media also are prohibited from requesting autographs. Any violations will result in immediate revocation of the credential. All game credentials will be available at the Press Will Call window located between Gates 4 and 5 on the west side of the stadium. Photo identification is required.

ADMISSION — The media entrance is through the ticket office lobby, located at street level on the west side of the stadium.

PRESS BOX — Take the elevators from the lobby to Level 5. All persons entering the press box must sign in. The press box and broadcast booths are located on Level 5. The press box is for working members of the media only.

MEDIA DINING — Located inside the press box. It is open for meal service 1-1/2 hours prior to game time to accredited members of the media. The room is open for approximately 90 minutes after the game for beverage service. There is a \$5 charge for meal service.

CLUBHOUSES — Both the Cardinals' and visitors' clubhouses are located on Level 1. Access the clubhouses by taking the elevator to Level 1 and then walking to the clubhouses. All working media with clubhouse credentials will be admitted 3-1/2 hours prior to game time until one hour before first pitch. After the game, media who were issued clubhouse credentials will be admitted no longer than ten minutes following the game's conclusion. At times, certain restrictions may be imposed for meetings, cooling-off periods, etc.

FIELD — All non-uniformed personnel must leave the field 30 minutes prior to first pitch. No person is allowed on the field unless that individual has credentials expressly for field privileges (i.e., photo pass).

NOTES — Game notes and statistics are available in the press box two hours prior to game time. Play-by-play sheets and box scores will be available after each game.

MEDIA GUIDES — Media guides are available by request in the press box from club media relations representatives.

TELEPHONES — Five credit-card-only telephones are available for media use in the main press area. Two pay phones are also available in the press box.

TICKETS — All requests for media complimentary tickets must be made to the Cardinals Media Relations Office by 2 p.m. for games beginning at 7:10 p.m. Requests for weekend games must be made by 5 p.m. on Friday to be filled. Tickets can be picked up at the Press Will Call windows between Gates 4 and 5 on the west side of the stadium 90 minutes prior to the game. Photo identification is required.

MAJOR LEAGUE BASEBALL PUBLIC RELATIONS DIRECTORY

MAJOR LEAGUE BASEBALL

350 Park Avenue • New York, NY 10022
Office Phone: (212) 339-7860 • Fax: (212) 355-0007
Executive Director, Public Relations:
Richard Levin, private phone: (212) 339-7860
Manager, Public Relations:
Patrick Courtney, private phone: (212) 339-7860



NATIONAL LEAGUE

350 Park Avenue • New York, NY 10022
Office Phone: (212) 339-7700 • Fax: (212) 935-5069
P.R./Media Relations Director:
Ricky Clemons, private phone: (212) 339-7719
Assistant P.R./Media Relations Director:
Glenn Wilburn, private phone: (212) 339-7713



ARIZONA DIAMONDBACKS

Bank One Ballpark
P.O. Box 2095 • Phoenix, AZ 85001
Office phone: (602) 462-6000 • Fax: (602) 462-6527
Director of Public Relations:
Mike Swanson, private phone: (602) 462-6500
Media Relations Manager:
Bob Crawford, private phone: (602) 462-6500
Media Relations Coordinator:
Brenda Morse, private phone: (602) 462-6500
Cardinals in Phoenix: The Ritz-Carlton (602) 468-0700



ATLANTA BRAVES

Turner Field
755 Hank Aaron Drive • Atlanta, GA 30312
Office phone: (404) 522-7630 • Fax: (404) 614-1391
Director of Public Relations:
Jim Schultz, private phone: (404) 614-1301
Media Relations Manager:
Glen Serra, private phone: (404) 614-1305
Media Relations Staff:
Steve Copsef, private phone: (404) 614-1379
Robert Gahagan, private phone: (404) 614-1535
Cardinals in Atlanta: Westin Peachtree Plaza (404) 659-1400



CHICAGO CUBS

Wrigley Field
1060 W. Addison St. • Chicago, IL 60613
Office phone: (773) 404-2827 • Fax: (773) 404-4129
Director of Media Relations:
Sharon Panno, private phone: (773) 404-4021
Media Information Coordinator:
Chuck Wasserstrom, private phone: (773) 404-4022
Media Relations Assistant:
Wanda Taylor, private phone: (773) 404-4027
Cardinals in Chicago: (1st trip) Swissotel Chicago (312) 565-0565
(2nd trip) Westin (312) 943-7200



CINCINNATI REDS

Cinergy Field
100 Cinergy Field • Cincinnati, OH 45202
Office phone: (513) 421-4510 • Fax: (513) 421-7342
Director of Public Relations/Publications:
Mike Ringering, private phone: (513) 421-2990
Media Relations Director:
Rob Butcher, private phone: (513) 421-4510
Cardinals in Cincinnati: Hyatt Regency (513) 579-1234



COLORADO ROCKIES

Coors Field
2001 Blake Street • Denver, CO 80205
Office phone: (303) 292-0200 • Fax: (303) 312-2319
Director of Public Relations:
Jay Alves, private phone: (303) 312-2326
Assistant Director of Public Relations
Brandy Lay, private phone: (303) 312-2327
Cardinals in Denver: Westin Tabor Center (303) 572-9100



FLORIDA MARLINS

Pro Player Stadium
2267 N.W. 199th Street • Miami, FL 33056
Office phone: (305) 626-7400 • Fax: (305) 626-7302
Director of Baseball Information & Publicity:
Ron Colangelo, private phone: (305) 626-7286
Assistant Director of Baseball Information & Publicity:
Julio Sarmiento, private phone: (305) 626-7474
Manager, Baseball Information & Publicity:
Margo Allen Malone, private phone: (305) 626-7465
Cardinals in Fort Lauderdale: Embassy Suites (954) 527-2700



HOUSTON ASTROS

Astrodome
8400 Kirby Drive, Gate 5 • Houston, TX 77001-0288
Office phone: (713) 799-9600 • Fax: (713) 799-9881
Director of Public/Media Relations:
Rob Matwick, private phone: (713) 799-9596
Assistant Director, Media Relations:
Darrell Simon, private phone: (713) 799-9597
Cardinals in Houston: Westin Galleria (713) 960-8100



LOS ANGELES DODGERS

Dodger Stadium
1000 Elysian Park Ave. • Los Angeles, CA 90012
Office phone: (213) 224-1500 • Fax: (213) 224-1459
Director of Publicity
Derrick Hall, private phone: (213) 224-1301
Assistant Director of Publicity
Shaun Rachau, private phone: (213) 224-1303
Cardinals in Los Angeles: Marriott (213) 617-1133



MILWAUKEE BREWERS

County Stadium
P.O. Box 3099 • Milwaukee, WI 53201-3099
Office Phone: (414) 933-4114 • Fax: (414) 933-3251
Director, Media Relations:
Jon Greenberg, private phone: (414) 933-6975
Assistant Director, Media Relations:
Liz Krueger, private phone: (414) 933-6975
Cardinals in Milwaukee: The Pfister (414) 273-8222



MONTREAL EXPOS

Olympic Stadium
4549 Avenue Pierre-de Coubertin
Montreal, Quebec H1V 3P2
Office phone: (514) 253-3434 • Fax: (514) 253-8282
Director of Media Relations:
P.J. Loyello, private phone: (514) 251-3519
Media Services Director:
Monique Giroux, private phone: (514) 251-3521
Cardinals in Montreal: Centre Sheraton (514) 878-2000



NEW YORK METS

Shea Stadium
123-01 Roosevelt Avenue • Flushing, NY 11368
Office phone: (718) 507-6387 • Fax: (718) 639-3619
Director, Media Relations:
Jay Horwitz, private phone: (718) 565-4330
Media Relations Assistants:
Shannon Dalton, private phone: (718) 565-4323
Chris Leible, private phone: (718) 565-4340
Stella Fiore, private phone: (718) 565-4322
Cardinals in New York: Grand Hyatt (212) 883-1234



PHILADELPHIA PHILLIES

Veterans Stadium
Broad & Patterson Streets • Philadelphia, PA 19148
Office phone: (215) 463-6000 • Fax: (215) 389-3050
Vice President, Public Relations:
Larry Shenk, private phone: (215) 952-8215
Manager of Media Relations:
Gene Dias, private phone: (215) 952-8216
Cardinals in Philadelphia: Sheraton Society Hill (215) 238-6000



PITTSBURGH PIRATES

Three Rivers Stadium
600 Stadium Circle • Pittsburgh, PA 15212
Office phone: (412) 323-5000 • Fax: (412) 323-5009
Director of Media Relations:
Jim Tradinich, private phone: (412) 323-5031
Assistant Director of Media Relations:
Ben Bouma, private phone: (412) 323-5030
Cardinals in Pittsburgh: Doubletree Hotel (412) 281-3700



ST. LOUIS CARDINALS

Busch Stadium
250 Stadium Plaza • St. Louis, MO 63102
Office phone: (314) 421-3060 • Fax: (314) 982-7399
Director of Media Relations:
Brian Bartow, private phone: (314) 425-0623
Manager of Media Relations and Publications:
Steve Zesch, private phone: (314) 425-0625
Assistant to Director, Media Relations:
Brad Hainje, private phone: (314) 425-0624
Media Relations Intern:
Melody Yount, private phone: (314) 425-0604
Website Supervisor:
Terry Wells, private phone: (314) 516-0153



SAN DIEGO PADRES

Qualcomm Stadium
8880 Rio San Diego Dr., Suite 400 • San Diego, CA 92108
Office Phone (619) 881-6500 • Fax: (619) 497-5454
Director, Public Relations:
Glenn Geffner, private phone: (619) 881-6509
Media Relations Assistant:
John Denver, private phone: (619) 881-6642
Cardinals in San Diego: (1st trip) Doubletree Carmel Highland Resort (619) 672-9100
(2nd trip) Hyatt Regency (619) 232-1234



SAN FRANCISCO GIANTS

3 Com Park
3 Com Park at Candlestick Point • San Francisco, CA 94124
Office Phone: (415) 468-3700 • Fax: (415) 467-0485
Vice President, Communications:
Bob Rose: (415) 330-2445
Media Relations Assistant:
Jim Moorehead: (415) 330-2445
Media Relations Assistant:
Blake Rhodes, private phone: (415) 330-2448
Cardinals in San Francisco: The Parc Fifty-five (415) 392-8000



AMERICAN LEAGUE

350 Park Avenue
New York, NY 10022
Office Phone: (212) 339-7600 • Fax: (212) 593-7138
P.R./Media Relations Director:
Phyllis K. Merhige, private phone: (212) 339-7618
Assistant Media Relations Director:
Bill Melchior, private phone: (212) 339-7615



ANAHEIM ANGELS

Edison International Field of Anaheim
2000 Gene Autry Way • Anaheim, CA 92806
Office phone: (714) 940-2000 • Fax: (714) 940-2201
Director of Communications:
Tim Mead, private phone: (714) 940-2027
Manager of Media Services
Larry Babcock, private phone: (714) 940-2015



BALTIMORE ORIOLES

Oriole Park at Camden Yards
333 West Camden Street • Baltimore, MD 21201
Office phone: (410) 685-9800 • Fax: (410) 547-6272
Director of Public Relations:
John Maroon, private phone: (410) 547-6160
Assistant Director of Public Relations:
Bill Stetka, private phone: (410) 547-6156



BOSTON RED SOX

Fenway Park
4 Yawkey Way • Boston, MA 02215
Office phone: (617) 267-9400 • Fax: (617) 236-6797
Director of Communications & Baseball Information:
Kevin Shea, private phone: (617) 236-6613
Communications & Baseball Information Staff:
Fred Seymour, private phone: (617) 236-6718
Kate Gordon, private phone: (617) 375-0919
Matt Roebuck, private phone: (617) 236-6491



CHICAGO WHITE SOX

Comiskey Park
333 W. 35th Street • Chicago, IL 60616
Office phone: (312) 674-1000 • Fax: (312) 674-5116
Director of Public Relations:
Scott Reifert, private phone: (312) 674-5302
Manager of Public Relations:
Bob Beghtol, private phone: (312) 674-5303
Cardinals in Chicago: Westin (312) 943-7200



CLEVELAND INDIANS

Jacobs Field
2401 Ontario St. • Cleveland, OH 44115
Office phone: (216) 420-4200 • Fax: (216) 420-4396
Director of Media Relations:
Bart Swain, private phone: (216) 420-4386
Media Relations Manager:
Joel Gunderson, private phone: (216) 420-4391
Cardinals in Cleveland: Radisson Hotel (216) 377-9000



DETROIT TIGERS

Tiger Stadium
2121 Trumbull • Detroit, MI 48216
Office phone: (313) 964-2000 • Fax: (313) 965-2138
Director of Public Relations:
Tyler Barnes, private phone: (313) 965-2113
Assistant Director of Public Relations:
David Matheson, private phone: (313) 965-2349



KANSAS CITY ROYALS

Kauffman Stadium
P.O. Box 419969 • Kansas City, MO 64141-6969
Office phone: (816) 921-8000 • Fax: (816) 921-5775
Director of Media Relations:
Steve Fink, private phone: (816) 504-4362
Assistant Director of Media Relations:
Chris Stathos, private phone: (816) 504-4361



MINNESOTA TWINS

Hubert H. Humphrey Metrodome
34 Kirby Puckett Place • Minneapolis, MN 55415
Office phone: (612) 375-1366 • Fax: (612) 375-7473
Manager of Media Relations:
Sean Harlin, private phone: (612) 375-7470
Assistant Manager of Media Relations:
Brad Smith, private phone: (612) 375-7489
Cardinals in Minneapolis: Minneapolis Hilton and Towers (612) 376-1000



NEW YORK YANKEES

Yankee Stadium
Bronx, NY 10451
Office phone: (718) 293-4300 • Fax: (718) 293-8414
Director of Media Relations:
Richard Cerrone, private phone: (718) 579-4456
Assistant Director of Media Relations:
John Thursby, private phone: (718) 579-4515



OAKLAND ATHLETICS

Oakland Alameda County Coliseum
7677 Oakport Street, Second Floor • Oakland, CA 94621
Office phone: (510) 638-4900 • Fax: (510) 562-1633
Director of Media Relations:
Eric Carrington, private phone: (510) 563-2380
Baseball Information Manager
Mike Selleck, private phone: (510) 563-2233



SEATTLE MARINERS

Kingdome

P.O. Box 4100 • Seattle, WA 98104

Office phone: (206) 346-4000 • Fax: (206) 346-4400

Director of Public/Media Relations:

Dave Aust, private phone: (206) 346-4401

Assistant Director of Public/Media Relations:

Tim Hevly, private phone: (206) 343-4623



TAMPA BAY DEVIL RAYS

Tropicana Field

One Tropicana Dr. • St. Petersburg, FL 33705

Office phone: (813) 825-3137 • Fax: (813) 825-3111

Vice President of Public Relations:

Rick Vaughn, private phone: (813) 825-3242

Media Relations Manager:

Andrew Maraniss, private phone: (813) 825-3242



TEXAS RANGERS

The Ballpark in Arlington

1000 Ballpark Way • Arlington, TX 76011

Office phone: (817) 273-5222 • Fax: (817) 273-5206

Vice President of Public Relations:

John Blake, private phone: (817) 273-5208

Assistant Director of Public Relations:

Charley Green, private phone: (817) 273-5204



TORONTO BLUE JAYS

Skydome

1 Blue Jays Way, Suite 3200 • Toronto, Ontario M5V 1J1

Office phone: (416) 341-1000 • Fax: (416) 341-1250

Director of Public/Media Relations:

Howard Starkman, private phone: (416) 341-1255

Assistant P.R./Media Relations Director:

Jay Stenhouse, private phone: (416) 341-1248



CARDINALS' 1997 SPRING TRAINING STATISTICS

BATTING	AVG	G	AB	R	H	2B	3B	HR	RBI	BB	SO	SB-CS	E
Abell	.000	1	1	0	0	0	0	0	0	0	1	0-0	0
Aybar	1.000	1	1	0	1	0	0	0	0	0	0	0-1	0
Bell	.213	28	47	6	10	2	1	2	5	5	10	1-0	1
Bradshaw	.133	19	30	4	4	2	0	0	1	1	5	1-0	1
Cameron	.000	1	2	0	0	0	0	0	0	0	1	0-0	0
Clayton	.276	24	76	11	21	2	2	2	11	3	7	1-2	1
Costo	.000	1	1	1	0	0	0	0	1	0	0	0-0	0
Coughlin	.000	1	1	0	0	0	0	0	0	0	0	0-0	0
DeShields	.397	25	68	16	27	5	1	2	8	8	10	9-3	0
Difelice	.200	6	5	1	1	1	0	0	1	1	3	0-0	0
Franklin	.351	16	37	3	13	3	0	1	5	1	10	0-0	0
Gaetti	.211	26	76	8	16	3	1	1	12	6	10	0-0	1
Gallego	.292	17	24	3	7	1	0	0	6	3	2	0-0	1
Gant	.194	23	67	13	13	2	1	3	14	9	15	1-0	1
Green	.750	4	4	2	3	0	0	0	0	0	0	0-0	0
Holbert	.500	6	8	3	4	0	0	0	4	1	1	0-0	2
Jordan	.418	19	55	15	23	4	0	0	10	4	6	3-2	0
Koslowski	.000	3	2	0	0	0	0	0	0	0	1	0-0	0
Lampkin	.283	19	46	9	13	1	0	2	6	3	5	0-0	0
Lankford	.125	8	8	3	1	0	0	0	0	2	2	0-0	0
Mabry	.283	27	92	10	26	7	0	1	8	6	15	2-1	5
Marrero	.250	7	8	0	2	1	0	0	0	0	2	0-0	0
McEwing	—	1	0	0	0	0	0	0	0	0	0	0-0	0
McGee	.383	17	47	11	18	6	1	1	20	4	6	2-0	0
M.Mejia	.800	10	5	2	4	0	0	0	1	1	0	3-0	0
R.Mejia	.361	24	61	16	22	1	0	0	4	5	12	3-1	0
Murphy	—	1	0	0	0	0	0	0	0	0	0	0-0	0
Nevers	.167	7	6	0	1	0	0	0	0	0	2	0-0	2
Ordaz	.167	7	6	0	1	0	0	0	1	0	0	0-0	1
Pagnozzi	.231	17	39	4	9	1	0	2	6	2	3	0-0	0
Richard	.000	2	2	0	0	0	0	0	0	0	0	0-0	0
Rivera	.000	1	1	0	0	0	0	0	0	0	0	0-0	0
Robinson	.250	3	4	1	1	0	0	0	0	0	0	1-0	0
Rupp	—	1	0	0	0	0	0	0	0	0	0	0-0	0
Salturia	.000	1	1	0	0	0	0	0	0	0	0	0-0	0
Scarsons	.143	14	21	1	3	1	0	0	1	1	10	0-0	2
Sheaffer	.379	18	29	4	11	1	0	0	4	1	1	0-1	1
Snyder	.192	16	26	2	5	4	0	0	3	1	8	0-1	0
Sweeney	.370	30	54	11	20	7	0	1	9	8	11	0-2	1
VanSlyke	.545	12	22	6	12	1	0	1	6	2	2	0-0	0
Warner	—	1	0	0	0	0	0	0	0	1	0	0-0	0
Wimmer	1.000	3	2	1	2	0	0	0	2	0	0	0-0	0
Woolf	—	1	0	0	0	0	0	0	0	1	0	0-1	0
Young	.271	25	85	12	23	7	1	4	18	4	15	0-0	3

TEAM	.292	32	1097	181	320	63	8	23	168	86	189	27-15	23
OPPONENTS	.273	32	1100	144	300	66	2	26	136	82	197	22-8	31

PITCHING	W-L	ERA	G	GS	SV	IP	H	R	ER	BB	SO
Batchelor	0-0	2.70	8	0	1	13.1	14	5	4	5	12
Beltran	1-0	4.76	2	0	0	5.2	5	3	3	0	4
Al.Benes	1-1	1.99	6	6	0	22.2	20	6	5	6	18
An.Benes	1-0	5.40	2	2	0	5.0	7	3	3	3	2
Detmers	0-0	9.00	1	0	0	2.0	2	2	2	0	2
Eckersley	2-1	2.25	12	1	1	12.0	8	5	3	3	9
Fossas	1-1	2.70	9	0	0	10.0	9	3	3	4	6
Frascatore	0-1	4.96	11	0	3	16.1	11	9	9	6	8
Honeycutt	0-0	12.80	6	0	0	5.0	8	7	7	0	4
Jackson	0-0	4.50	1	1	0	2.0	3	1	1	0	1
King	1-0	4.26	4	0	1	6.1	5	4	3	2	2
Looper	0-1	4.50	2	0	0	6.0	8	3	3	1	4
Lovingier	0-0	18.00	1	0	0	1.0	2	2	2	1	0
Lowe	0-0	0.00	1	0	0	1.0	1	0	0	0	2
Ludwick	0-0	5.40	12	1	1	15.0	15	9	9	8	18
Mathews	2-1	7.43	10	0	0	13.1	19	11	11	5	10
Mairanga	0-0	0.00	1	0	0	1.2	1	0	0	1	2
Maxcy	0-0	0.00	3	0	1	1.2	1	0	0	0	2
McGraw	0-1	10.80	3	0	0	5.0	8	6	6	3	2
Morris	3-0	2.36	6	4	1	26.2	26	7	7	9	18
Osborne	3-0	1.99	5	4	0	22.2	16	5	5	1	14
Painter	0-0	8.22	5	0	0	7.2	11	7	7	1	2
Pelkovsek	3-1	3.86	7	4	0	23.1	30	11	10	9	12
Raggio	1-1	3.12	5	3	0	17.1	24	9	6	3	8
Reames	0-0	23.63	2	0	0	2.2	7	7	7	1	1
Stein	0-1	2.35	3	0	0	7.2	6	4	2	2	5
Stottlemire	1-1	4.15	6	6	0	26.0	29	14	12	8	31

TEAM	21-11	4.18	32	32	9	282.0	300	144	131	82	197
OPPONENTS	11-21	5.12	32	32	5	279.1	320	181	159	86	189

ATTENDANCE

Al Lang Stadium (14 games)	— 58,921	Average — 4,209	RECORD: Al Lang: 11-3
On Road (18 games)	— 114,270	Average — 6,348	Road 10-8
Total (32 games)	— 173,191	Average — 5,412	Totals 21-11
			vs. AL 16-8
			vs. NL 5-3



FIRST SPRING IN JUPITER, FLORIDA

After training in St. Petersburg, Fla., for 57 years, the Cardinals mark their inaugural season in their new spring training home in Jupiter, Fla. The \$28 million complex is at the heart of the 110-acre Abacoa Development on Donald Ross Road, about one-fourth mile east of Interstate 95.

Owned by Palm Beach County, the state-of-the-art baseball facility features 7,000-capacity Roger Dean Stadium and 12 major league-sized practice fields — six for the Cardinals and six for the Montreal Expos, their co-tenant at the complex. Each club also has separate offices and training facilities, with the Cardinals' offices located beyond the stadium's right-field fence and the Expos' beyond the left-field wall.

The stadium, named after a longtime Palm Beach County auto dealer, has box seat, grandstand and bleacher seating for 6,700 fans and room for 150-300 more on a grass terrace down the right-field line. Six air-conditioned V.I.P. Box Suites seat about 12 people each and feature private entrances and furnishings. A "party deck" overlooking the right-field line also is available for group outings. The stadium features modern press facilities for electronic and print media, a novelty store, 10 ticket windows, four outdoor batting tunnels, two indoor tunnels, four fixed concession stands and nine restrooms.

The dimensions of the playing field are: left-field line, 335 feet; left-center alley, 380 feet; center field, 400 feet; right-center alley, 375 feet; right-field line, 325 feet.

CARDINALS' SPRING TRAINING SITES, 1901 - 1998

1901-02	St. Louis, Missouri
1903	Dallas, Texas
1904	Houston, Texas
1905	Marlin Springs, Texas
1906-08	Houston, Texas
1909-10	Little Rock, Arkansas
1911	West Baden, Indiana
1912	Jackson, Mississippi
1913	Columbus, Georgia
1914	St. Augustine, Florida
1915-17	Hot Wells, Texas
1918	San Antonio, Texas
1919	St. Louis, Missouri
1920	Brownsville, Texas
1921-22	Orange, Texas
1923-24	Bradenton, Florida
1925	Stockton, California
1926	San Antonio, Texas
1927-29	Avon Park, Florida
1930-36	Bradenton, Florida
1937	Daytona Beach, Florida
1938-42	St. Petersburg, Florida
1943-45	Cairo, Illinois
1946-1997	St. Petersburg, Florida
1998	Jupiter, Florida

1998 ST. LOUIS CARDINALS SPRING TRAINING SCHEDULE

Day	Date	Opponent	Location	Time
Saturday	February 28	Expos	Jupiter	1:05 p.m. *
Sunday	March 1	Expos	Jupiter**	1:05 p.m. *
Monday	March 2	Dodgers	Jupiter	1:05 p.m.
Tuesday	March 3	Dodgers	Vero Beach	1:05 p.m. *
Wednesday	March 4	Orioles	Jupiter	1:05 p.m.
Thursday	March 5	Expos	Jupiter**	1:05 p.m. *
Friday	March 6	Blue Jays	Toronto	7:05 p.m.
Saturday	March 7	Blue Jays	Toronto	1:05 p.m. *
Sunday	March 8	Mets	Jupiter	1:05 p.m. *
Monday	March 9	Braves	Jupiter	1:05 p.m.
Tuesday	March 10	Orioles	Ft. Lauderdale	1:05 p.m. *
Wednesday	March 11	Mets	Port St. Lucie	1:05 p.m.
Thursday	March 12	Orioles	Jupiter	1:05 p.m. *
Friday	March 13	Expos	Jupiter**	1:05 p.m.
Saturday	March 14	Mets	Jupiter	1:05 p.m. *#
Sunday	March 15	Dodgers	Vero Beach	1:05 p.m. *
Monday	March 16	Dodgers	Jupiter	1:05 p.m.
Tuesday	March 17	Astros	Kissimmee	1:05 p.m. *
WEDNESDAY	MARCH 18	OPEN DATE		
Thursday	March 19	Dodgers	Vero Beach	1:05 p.m. *
Friday	March 20	Mets	Jupiter	7:10 p.m. +
Saturday	March 21	Orioles	Ft. Lauderdale	1:05 p.m. *
Sunday	March 22	Devil Rays	Jupiter	1:05 p.m. *+
Monday	March 23	Marlins	Jupiter	1:05 p.m.
Tuesday	March 24	Marlins	Melbourne	1:05 p.m. *
Wednesday	March 25	Mets	Port St. Lucie	1:10 p.m.
Thursday	March 26	Expos	Jupiter	1:05 p.m. *
Friday	March 27	Mets	Port St. Lucie	7:10 p.m.
Saturday	March 28	Expos (ss)	Jupiter	1:05 p.m.
		Devil Rays (ss)	St. Petersburg	5:05 p.m. *#
Sunday	March 29	Pirates	Bradenton	1:05 p.m. *

** Cards are "road" team ss: split squad * KMOX Radio # Fox Sports Midwest + KPLR-TV

Ticket prices for Cardinal exhibition games at Jupiter are \$15 for Field Box seats, \$13 for Loge Box seats, \$9 for Reserved Grandstand seats, \$5 for Bleacher seats and \$5 for Lawn/Berm seats (available day of game only). All times listed are local time.

Games: Roger Dean Stadium, 4795 Main St., Jupiter, FL 33458.

Hotel: Sheraton Ocean Front North Palm Beach, 3200 North Ocean Dr., Singer Island, FL 33404, Phone: (561) 842-6171.

Spring Offices: Roger Dean Stadium, 4795 Main St., Jupiter, FL 33458. (561) 775-1818.

Most Cardinal personnel will be away from the hotel. They are most easily contacted at office numbers.

EXTRA SPRING TRAINING SUPERVISORY PERSONNEL

Pete Fagan, George Kissell, Johnny Lewis, Chris Maloney, Marty Mason, Dyar Miller, Joe Pettini, Gaylen Pitts, Pete Prinzi, Dave Ricketts, Mark Riggins.

CARDINALS BROADCASTING — 1998

RADIO

KMOX Radio, St. Louis, is the flagship station for a network of more than 100 stations covering 11 states. It will broadcast all 1998 games with commentary by Jack Buck, Mike Shannon and Joe Buck.

TELEVISION

KPLR-TV (Channel 11), St. Louis, will televise 60 regular-season games locally and to a network of approximately 20 stations reaching seven states. **Fox Sports Midwest**, a regional cable network, will televise 50 games. Commentary will be provided by Joe Buck, Bob Carpenter, Al Hrabosky, Rich Gould, Ozzie Smith and Bob Ramsey.

CARDINALS BROADCASTERS



IN MEMORY OF HARRY CARAY 1914-1998

Voice of the Cardinals
for 25 years
1945-1969



JACK BUCK

Jack Buck has kept baseball fans spellbound with his diction and quick wit since he joined the Cardinals' broadcasting team in 1954. Buck was paid the ultimate compliment for his skills in 1987, when he was inducted into the broadcasters wing of the Baseball Hall of Fame as the Ford C. Frick Award recipient. Buck was inducted into the Broadcasters' Hall of Fame in 1990. He was inducted into the Radio Hall of Fame in 1995.

A native of Holyoke, Mass., Buck received a bachelor's of arts degree from Ohio State. He got his start in baseball as the play-by-play announcer for St. Louis' minor league clubs at Columbus and Rochester. Now KMOX Radio's sports director, Buck has at one time or another broadcast

almost every type of sports event imaginable. He received widespread acclaim as the former voice of the National Football League, and he had the distinction of handling the first telecast of the old American Football League. His autobiography, "Jack Buck: That's a Winner," was published in 1997.



MIKE SHANNON

Mike Shannon enters his 27th season in the Cardinals' radio booth. His nine years as a Cardinal player and one year in the front office give Shannon a unique insight that comes to the fore in his commentary and color, which are only heightened by his zeal for the game.

The 58-year-old St. Louis native broke into the big leagues in 1962 and went on to star for the Redbirds' World Series champion teams in 1964 and 1967 and their N.L. pennant winner in 1968.

The former outfielder-third baseman joined the Cardinals' front office in 1971 as assistant director of promotions and sales. His career was cut short in 1970 by nephritis, a rare kidney disease.

CARDINALS BROADCASTERS

(Continued)

JOE BUCK



Joe Buck handles play-by-play duties on the Cardinals' radio network and on home games telecast by Fox Sports Midwest. He also is Fox Sports' lead baseball announcer for national telecasts.

Buck, 28, joined the Cardinals' radio team in 1991 after spending two seasons as the play-by-play voice of the Louisville Redbirds. He also has handled the play-by-play on Cardinals television broadcasts for both KPLR-TV and Prime, and in 1996 he called the World Series for Fox. He added the National Football League to his Fox television duties in 1994. Buck also has broadcast Missouri Tigers basketball games and in 1989 helped ESPN cover the Triple-A All-Star game.

A graduate of Country Day High School in St. Louis, Buck studied communications and English at Indiana University.

He married the former Ann Archambault in January 1993. They have a daughter, Natalie.

AL HRABOSKY



Al Hrabosky has made a smooth transition from one of St. Louis' best-loved athletes, the "Mad Hungarian" of the Cardinals' 1970s bullpen, to one of the town's favorite broadcasters. His expert commentary and sharp wit are a staple of Cardinals telecasts.

Hrabosky's fast rise in broadcasting came as no surprise. During a 13-year major league career in which he compiled 97 saves and earned Fireman of the Year honors in 1975, Hrabosky already was preparing himself for broadcasting by working as a sportscaster for a St. Louis TV station.

BOB CARPENTER



After broadcasting his first major league game in 1984 on the Cardinals' old Sportstime cable network, Carpenter returned to his St. Louis roots in 1995 after stops in the broadcast booths of the Texas Rangers, New York Mets and Minnesota Twins. Carpenter serves as the play-by-play voice on KPLR telecasts and he begins his ninth season of baseball on ESPN.

Carpenter also is remembered locally for broadcasting St. Louis Steamers indoor-soccer games from 1983-86, but more recently he has been one of the busiest announcers on the national level. On the USA Network, he has hosted the U.S. Open tennis championship and The Masters golf tournament. On ESPN, he has announced college football

and basketball games, World Cup soccer and hosted Hall of Fame induction ceremonies.

The St. Louis native is a 1971 graduate of McBride High School and earned a degree in broadcasting from UMKC. He and his wife, Debbie, have two daughters.

CARDINALS BROADCASTERS

(Continued)

BOB RAMSEY



Bob Ramsey enters his second year as the play-by-play voice of Cardinals road telecasts on the Fox Sports Midwest network. Prior to assuming the play-by-play seat, Ramsey's baseball dossier included stints as host of "The Whitey Herzog Show" and the Cardinal Pregame Show on the old Prime Sports Network. He also called games for two seasons with the Texas League's Shreveport Captains and at the Division I college level.

During the baseball off-season, Ramsey is the voice of the Saint Louis University basketball Billikens, a post he's held for 12 years.

A 1974 graduate of Pattonville High School, Ramsey earned a broadcast journalism degree from Lindenwood College. He married the former Jennifer Myers on Ozzie Smith Day in 1996.

RICH GOULD



Rich Gould begins his second year on the Cardinals' KPLR broadcast team. Paired with Bob Carpenter, Gould provides commentary on road telecasts and serves as a roving reporter at select home games.

Gould, 41, has been sports director of KPLR-TV, St. Louis 11, the Cardinals' flagship station, since 1987. He has been behind the mike for play-by-play duties for Major League Baseball, the National Football League, the National Hockey League and college basketball. Prior to joining KPLR, he was sports director at KRBK-TV in Sacramento, Calif., and WGEM-TV in Quincy, Ill.

Gould is a 1974 graduate of Branson High School and enjoys golfing and playing guitar. He and his wife, Patty, and their daughters, Katie, Jill and Kelly, reside in Bridgeton, Mo.

OZZIE SMITH



Ozzie Smith enters his second season as the analyst and color commentator for Cardinals home games telecast on KPLR-TV. He also begins his second year as host of "This Week in Baseball," the weekly baseball highlights show that marks its 21st season in 1998.

Smith, 43, concluded his 19-year major league career following the 1996 season, his 15th with the Cardinals. "The Wizard" won 13 consecutive Rawlings Gold Glove awards (1980-92) at shortstop and is the all-time major league leader at the position with 1,590 double-plays and 8,375 assists. He amassed 2,460 career hits, was a member of 15 National League All-Star squads and had his signature No. 1 retired by the club on Ozzie Smith Day, Sept. 28, 1996.

SPECIAL 1998 PROMOTIONS DATES

BUSCH MAGNETIC SCHEDULE DAY

Tuesday, March 31, 3:10 p.m. vs. Los Angeles. Fans 21 and over receive a magnetic 1998 Cardinals schedule.

BUSCH MAGNETIC SCHEDULE NIGHT

Friday, April 3, 7:10 p.m. vs. San Diego. Fans 21 and over receive a magnetic 1998 Cardinals schedule.

COCA-COLA/SCHNUCKS BAT BAG DAY AND KIDS OPENING DAY

Saturday, April 4, 1:10 p.m. vs. San Diego. Kids 15 and under* receive a bat bag featuring replica autographs of the 1998 Cardinals. Each bag will hold two bats up to 32 inches and regulation baseballs. In addition, the Family Pavilion will feature special festivities and games in an "opening day" designed for kids.

SHELL TRAVEL MUG NIGHT

Friday, April 17, 7:10 p.m. vs. Philadelphia. The first 25,000 fans age 16 and over* receive a travel mug stamped with autographs of the 1998 Cardinals. Mugs are good for soft drink specials at participating Shell stations.

HUNTER HOT DOGS BOB GIBSON PIN DAY

Saturday, April 18, 1:10 p.m. vs. Philadelphia. Arrive at the ballpark early for ceremonies dedicating a new statue to Hall of Famer Bob Gibson. The first 30,000 fans* receive a collector's pin honoring Gibson.

KANSAS CITY LIFE INSURANCE CARD SET DAY

Sunday, April 19, 1:10 p.m. vs. Philadelphia. Kids 15 and under* receive a collector's set of 27 baseball cards featuring the 1998 Cardinals.

BUD LIGHT CAP NIGHT

Friday, May 15, 7:10 p.m. vs. Florida. The first 25,000 fans age 21 and over* receive a custom-designed Cardinals cap featuring the new Cardinal logo.

COCA-COLA/SHELL CAP DAY

Sunday, May 17, 1:10 p.m. vs. Florida. Kids 15 and under* receive a cap styled like the Cardinals' new alternate cap.

ST. LOUIS ZOO "STRETCH THE OSTRICH" BEANIE BABIE NIGHT

Friday, May 22, 7:10 p.m. vs. San Francisco. The first 20,000 fans age 15 and under* receive an authentic Ty Beanie Babie ostrich named "Stretch."

COCA-COLA/DIERBERGS T-SHIRT DAY

Sunday, May 24, 1:10 p.m. vs. San Francisco. Fans 15 and under* receive a T-shirt designed like the Cardinals' new batting practice jersey, featuring the name and number of a Cardinals player on the back.

SIX FLAGS DAY

Monday, May 25, 1:10 p.m. vs. Colorado. Kids 10 and under* receive a free child's admission ticket to Six Flags. During the game, Looney Tunes characters will appear at the Kids Corner.

BUDWEISER FREEZER MUG NIGHT

Friday, June 5, 7:10 p.m. vs. San Francisco. The first 25,000 fans age 21 and over* receive a Cardinals Freezer Mug.

PASTA HOUSE/COCA-COLA PENNANT DAY NO. 1

Sunday, June 7, 1:10 p.m. vs. San Francisco. Kids 15 and under* receive a collector's pennant featuring a Cardinals player.

SUPER PRETZEL BIKE BAG DAY

Sunday, June 21, 1:10 p.m. vs. Arizona. Fans 15 and under* receive a Cardinals bike bag.

AMC THEATRES KEYCHAIN NIGHT

Tuesday, June 23, 7:10 p.m. vs. Detroit. The first 25,000 fans 16 and over* receive a Cardinals keychain they can show at any local AMC Theatre to receive a free small popcorn. The keychain can be used again and again through Oct. 31, 1998.

BUD LIGHT "BEER BONE" GLASS NIGHT

Friday, July 10, 7:10 p.m. vs. Houston. The first 25,000 fans age 21 and over* receive a 22-ounce replica of the half-yard beer glass known as a "bone."

ICE MOUNTAIN TEAM POSTER DAY

Saturday, July 18, 3:05 p.m. vs. Los Angeles. Fans 15 and under* receive a Cardinals team poster.

* With a paid admission.

SPECIAL 1998 PROMOTIONS DATES

(CONTINUED)

COCA-COLA/WAL-MART PLAYER CAP DAY

Sunday, July 19, 7:05 p.m. vs. Los Angeles. Fans 15 and under* receive a one-of-a-kind baseball cap featuring a Cardinals player.

SIX FLAGS SENIOR CITIZEN NIGHT

Wednesday, July 29, 1:10 p.m. vs. Milwaukee. Fans 55 and over* receive a free senior citizens admission to Six Flags.

SOUTHWEST AIRLINES DESTINATION DAY

Saturday, August 8, 12:15 p.m. vs. Chicago. All Cardinals fan (and Cubs fans, too) are eligible to enter a drawing to win one of 16 trips-for-two to any Southwest Airlines destination.

BJC HEALTH SYSTEMS "SMOOCHY THE FROG" BEANIE BABIE NIGHT

Friday, August 14, 7:10 p.m. vs. Pittsburgh. The first 20,000 fans age 15 and under* receive an authentic Ty Beanie Babie frog named "Smoochy."

CAMERA NIGHT

Saturday, August 15, 7:10 p.m. vs. Pittsburgh. Bring your camera to take pictures of your favorite Cardinals players, coaches and Fredbird from 5 to 6 p.m.

POWERADE/TARGET T-SHIRT DAY

Sunday, August 16, 1:10 p.m. vs. Pittsburgh. Kids 15 and under* receive a T-shirt replica of Mark McGwire's Cardinals jersey, complete with name and number.

PASTA HOUSE /COCA-COLA PENNANT DAY NO. 2

Sunday, September 6, 1:10 p.m. vs. Cincinnati. Fans 15 and under* receive a specially designed pennant featuring the likeness of a Cardinals player.

FAN APPRECIATION DAY

Sunday, September 27, 1:10 p.m. vs. Montreal. All fans* receive a gift card redeemable for a free terrace reserved outfield seat for any regular-season game (except opening day) in 1999.

AMERITECH PIN SERIES

The first 30,000 fans* receive a commemorative pin marking the following special dates in Cardinals history:

Tuesday, April 14, 7:10 p.m., first game against the expansion Arizona Diamondbacks.

Monday, May 11, 7:10 p.m., first game against the Milwaukee Brewers as members of the National League Central Division.

Monday, June 22, 7:10 p.m., first interleague game against the Detroit Tigers.

Tuesday, June 30, 7:10 p.m., first interleague home game against the Kansas City Royals.

COCA-COLA TEEN TUESDAYS

On the following Tuesdays, fans 19 and under can purchase a terrace reserved seat (subject to availability) for \$6 — a \$5 discount off the regular price (not to be combined with any other offers). Teens also can look for other great offers on these dates at the new Coca-Cola attraction located in the center-field concourse.

May 12 vs. Milwaukee, 7:10 p.m.

June 23 vs. Detroit, 7:10 p.m.

June 30 vs. Kansas City, 7:10 p.m.

July 14 vs. Cincinnati, 7:10 p.m.

July 28 vs. Milwaukee, 7:10 p.m.

Aug. 11 vs. New York, 7:10 p.m.

Aug. 25 vs. Florida, 7:10 p.m.

CARDINAL GLENNON RUN-THE-BASES DAYS

On the following dates, fans 15 and under can run the big-league bases following the game (weather permitting):

Sunday, June 21, 1:10 p.m. vs. Arizona

Saturday, July 18, 3:05 p.m. vs. Los Angeles

Saturday, Aug. 29, 12:15 p.m. vs. Atlanta

Sunday, Sept. 6, 1:10 p.m. vs. Cincinnati

AUTOGRAPH NIGHTS

For a limited time before the following games, current Cardinals will sign autographs for fans 20 and under. Former players sign for all fans.

Tuesday, May 12, 7:10 p.m. vs. Milwaukee

Tuesday, June 23, 7:10 p.m. vs. Detroit

Tuesday, July 14, 7:10 p.m. vs. Cincinnati

Tuesday, Aug. 11, 7:10 p.m. vs. New York

* With a paid admission.

TICKET INFORMATION

ORDERING TICKETS

Busch Stadium: Ticket Office Hours: Monday - Saturday 9 a.m. - 5:30 p.m.
Evening games 9 a.m. - game time
Sunday (game day only) 9 a.m. - 5 p.m.

By Phone: Call (314) 421-2400, 8 a.m. - 5 p.m., Monday through Saturday.
A handling charge of \$2 per ticket will be added. (\$12 maximum).

By Mail: Mail to: St. Louis Cardinals Ticket Office
300 Stadium Plaza
St. Louis, MO 63102 - add \$5 for postage and handling

By Fax or Internet: Dial (314) 425-0649 or www.stlcardinals.com
A handling charge of \$5 per order will be added.

For all orders, please include your Visa, Mastercard, American Express or Discover card number and expiration date. Specify game date(s), number and price of tickets desired, seating preference, your name, address and daytime phone number. If your requested location is not available, your order will be filled with the best available seats, unless otherwise specified.

1998 CARDINALS TICKET PRICES

Seat Location	Infield	Outfield	*Children
Dugout Box	\$30		
Field Box	\$24	\$20	
Loge Box	\$22	\$20	
Terrace Box	\$16	\$14	
Loge Reserved	\$16	\$14	
Terrace Reserved	\$11	\$11	\$6
Upper Terrace Reserved		\$6	\$2
Bleachers		\$6	
Standing Room	\$6	\$6	\$2

* Prices for children 15 and under. Not valid with any other discount offer.

PREGAME SCHEDULES

12:15 P.M. GAMES

Pitchers Hit	9:40 - 9:55
Extra Men Hit	9:55 - 10:20
Regulars Hit	10:20 - 10:55
Visitors Hit	10:55 - 11:35
Home Infield	11:35 - 11:45
Visitors Infield	11:45 - 11:55

3:05 & 3:10 P.M. GAMES

Pitchers Hit	12:30 - 12:45
Extra Men Hit	12:45 - 1:10
Regulars Hit	1:10 - 1:45
Visitors Hit	1:45 - 2:25
Home Infield	2:25 - 2:35
Visitors Infield	2:35 - 2:45

12:40 P.M. GAMES

Pitchers Hit	10:05 - 10:20
Extra Men Hit	10:20 - 10:45
Regulars Hit	10:45 - 11:20
Visitors Hit	11:20 - 12:00
Home Infield	12:00 - 12:10
Visitors Infield	12:10 - 12:20

6:35 P.M. GAMES

Pitchers Hit	4:00 - 4:15
Extra Men Hit	4:15 - 4:40
Regulars Hit	4:40 - 5:15
Visitors Hit	5:15 - 5:55
Home Infield	5:55 - 6:05
Visitors Infield	6:05 - 6:15

7:10 P.M. GAMES

Pitchers Hit	10:35 - 10:50
Extra Men Hit	10:50 - 11:15
Regulars Hit	11:15 - 11:50
Visitors Hit	11:50 - 12:30
Home Infield	12:30 - 12:40
Visitors Infield	12:40 - 12:50

7:10 P.M. GAMES

Pitchers Hit	4:35 - 4:50
Extra Men Hit	4:50 - 5:15
Regulars Hit	5:15 - 5:50
Visitors Hit	5:50 - 6:30
Home Infield	6:30 - 6:40
Visitors Infield	6:40 - 6:50

* For 7:05 games on 7/19 and 8/30
all times are 5 minutes earlier.

CARDINALS HOTELS

CITY	HOTEL	PHONE
Arizona	Ritz-Carlton	(602) 468-0700
Atlanta	Westin Peachtree Plaza	(404) 659-1400
Chicago (first trip)	Swissotel Chicago	(312) 565-0565
Chicago (second and third trip)	Westin	(312) 943-7200
Cincinnati	Hyatt Regency	(513) 579-1234
Cleveland	Radisson at Gateway	(216) 377-9000
Colorado	Westin Tabor Center	(303) 572-9100
Florida	Embassy Suites	(954) 527-2700
Houston	Westin Galleria	(713) 960-8100
Los Angeles	Marriott Downtown	(213) 617-1133
Madison	The Pfister	(414) 273-8222
Minnesota	Minneapolis Hilton	(612) 376-1000
Montreal	Centre Sheraton	(514) 878-2000
New York	Grand Hyatt	(212) 883-1234
Philadelphia	Sheraton Society Hill	(215) 238-6000
Pittsburgh	Doubletree Hotel	(412) 281-3700
San Diego (first trip)	Doubletree Carmel	(619) 672-9100
San Diego (second trip)	Hyatt Regency	(619) 232-1234
San Francisco	Parc Fifty-Five	(415) 392-8000

VISITING CLUB HOTELS

CITY	HOTEL	PHONE
Atlanta	Adam's Mark	(314) 241-7400
Chicago	Marriott Pavilion	(314) 421-1776
Cincinnati	Marriott Pavilion	(314) 421-1776
Colorado	Marriott Pavilion	(314) 421-1776
Florida	Adam's Mark	(314) 241-7400
Houston	Marriott Pavilion	(314) 421-1776
Los Angeles	Adam's Mark	(314) 241-7400
Montreal	Marriott Pavilion	(314) 421-1776
New York	Adam's Mark	(314) 241-7400
Philadelphia	Ritz Carlton	(314) 863-6300
Pittsburgh	Adam's Mark	(314) 241-7400
San Diego	Marriott Pavilion	(314) 421-1776
San Francisco	Regal Riverfront	(314) 516-8102



***Trust iCON to be your SINGLE SOURCE
for Internet Solutions.***

Founded in 1994, iCON is one of the oldest and most experienced full-service Internet providers in the Saint Louis Metropolitan area.

Dialup Subscriptions

Unlimited 56K Modem Access and 64K ISDN - Same Price

Dedicated and On-Demand Access

Speeds up to 128K starting at \$50/month

High Performance Website Hosting

From \$25/month, Nationwide Service

Website Development Services

From Simple to State-of-the-Art

Graphic Design

By Professional Graphic Artists

Systems Programming

All Platforms

Network Consulting

By Engineers with a Decade of Internet Experience

iCON - Saint Louis Internet Connections

(314) 241-iCON

info@icon-stl.net www.icon-stl.net

***THE OFFICIAL INTERNET PROVIDER
OF THE ST. LOUIS CARDINALS
www.stlcardinals.com***

HOME**HOME**
Interleague**AWAY****AWAY**
Interleague

MARCH / APRIL

SUN	MON	TUE	WED	THU	FRI	SAT
		31 LA FS 3:10	1	2 LA 12:40	3 SD K 7:10	4 SD 1:10
5 SD 1:10	6	7 COL 2:05	8 COL FS 7:05	9 COL K 7:05	10 SF K 9:05	11 SF K 3:05
12 SF K 3:05	13 SF 3:05	14 AZ FS 7:10	15 AZ 7:10	16 AZ 12:40	17 PHI K 7:10	18 PHI 1:10
19 PHI K 1:10	20	21 MON FS 6:05	22 MON FS 6:05	23 MON 6:05	24 PHI K 6:05	25 PHI K 6:05
26 PHI K 12:35	27 MON FS 7:10	28 MON 7:10	29 MON 12:40	30 CHI 7:05		

MAY

SUN	MON	TUE	WED	THU	FRI	SAT
					1 CHI 2:20	2 CHI K 1:20
3 CHI K 1:20	4	5 PIT FS 6:05	6 PIT FS 6:05	7 NY 6:40	8 NY K 6:40	9 NY K 12:40
10 NY K 12:40	11 MIL FS 7:10	12 MIL FS 7:10	13 ATL FS 6:35	14 ATL 7:10	15 FLA K 7:10	16 FLA 7:10
17 FLA 1:10	18 FLA 12:40	19 PHI FS 6:05	20 PHI FS 6:05	21 PHI K 6:05	22 SF K 7:10	23 SF FS 7:10
24 SF 1:10	25 COL 1:10	26	27 COL FS 7:10	28 COL 12:40	29 SD K 9:05	30 SD K 9:05
31 SD FS 3:05						

JUNE

SUN	MON	TUE	WED	THU	FRI	SAT
	1 SD FS 9:05	2 LA FS 9:05	3 LA 9:35	4 LA K 6:35	5 SF K 7:10	6 SF K 7:10
7 SF 1:10	8 CWS FS 7:05	9 CWS FS 7:05	10 CWS FS 7:05	11	12 AZ K 9:05	13 AZ F 3:05
14 AZ K 3:05	15	16 HOU FS 7:05	17 HOU FS 7:05	18 HOU K 7:05	19 AZ K 7:10	20 AZ K 7:10
21 AZ K 1:10	22 DET FS 7:10	23 DET FS 7:10	24 CLE FS 6:05	25 CLE K 6:05	26 MIN K 7:05	27 MIN FS 7:05
28 MIN K 1:05	29	30 KC FS 7:10				

JULY

SUN	MON	TUE	WED	THU	FRI	SAT
			1 KC FS 7:10	2 KC K 7:10	3 CIN K 6:05	4 CIN F 12:15
5 CIN K 12:15	6 ALL-STAR BREAK	7 ALL-STAR GAME	8 ALL-STAR BREAK	9 HOU K 7:10	10 HOU K 7:10	11 HOU F 12:15
12 HOU 1:10	13 CIN FS 7:10	14 CIN FS 7:10	15 CIN FS 7:10	16 LA K 7:10	17 LA K 7:10	18 LA F 3:05
19 LA E 7:05	20 SD FS 9:05	21 SD FS 9:05	22 SF 9:05	23 SF 2:35	24 COL K 8:05	25 COL F 3:05
26 COL E 7:05	27	28 MIL 7:10	29 MIL 7:10	30 MIL K 7:10	31 ATL K 6:40	

AUGUST

SUN	MON	TUE	WED	THU	FRI	SAT
						1 ATL F 12:15
2 ATL K 12:10	3 MIL FS 7:05	4 MIL FS 7:05	5 MIL FS 7:05	6	7 CHI K 7:10	8 CHI F 12:15
9 CHI 1:10	10 NY 7:10	11 NY FS 7:10	12 NY FS 7:10	13	14 PIT K 7:10	15 PIT K 7:10
16 PIT 1:10	17	18 CHI FS 7:05	19 CHI 1:20	20 NY K 6:40	21 NY K 6:40	22 PIT K 6:05
23 PIT K 12:35	24 PIT 12:35	25 FLA 7:10	26 FLA 7:10	27 ATL K 7:10	28 ATL K 7:10	29 ATL F 12:15
30 ATL E 7:05	31 FL FS 6:05					

SEPTEMBER

SUN	MON	TUE	WED	THU	FRI	SAT
		1 FLA FS 6:05	2 FLA FS 6:05	3	4 CIN K 7:10	5 CIN F 12:15
6 CIN 1:10	7 CHI 1:10	8 CHI FS 7:10	9 CIN FS 6:05	10 CIN K 6:05	11 HOU K 7:05	12 HOU K 7:05
13 HOU E 7:05	14 PIT FS 7:10	15 PIT FS 7:10	16 PIT FS 7:10	17	18 MIL K 7:05	19 MIL K 7:05
20 MIL K 1:05	21	22 HOU FS 7:10	23 HOU FS 7:10	24	25 MON K 7:10	26 MON 1:10
27 MON 1:10	28	29	30			

K Telecast on KPLR-TV, St. Louis 11, and the Cardinals Television Network.

FS Telecast on Fox Sports Midwest (Regional Cable Network).

F Telecast on Fox Network.

E Telecast on ESPN (National Sports Cable Network).

All times are St. Louis time and are subject to change.

What the 3rd base coach
is really signaling for.



**Busch Beer® Proudly Supports
the St. Louis Cardinals**